Mode	66	
	Band Edge - L	
	U-NII-3_5.725-5.85_802.11be EHT80_CH155_Partial_484/66RU _5775MHz	
ANT	6+7	
Pol.	Horizontal	Fundamental
Peak	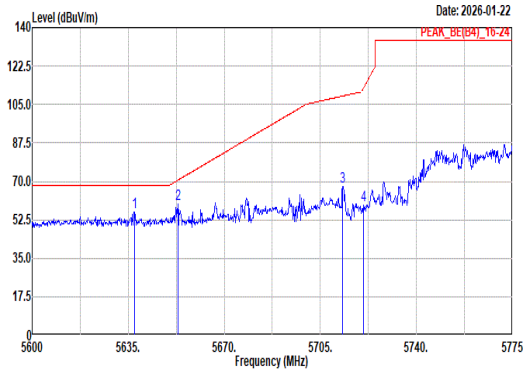 Site : 03CH11-HY Condition: PEAK_BE(B4)_16-24 3m 9120D_01620_250915 HORIZONTAL : RBW:1000.000kHz VBW:3000.000kHz SWT:Auto Freq Level Limit Line Margin Read Level Ant Factor Cable Loss Preamp Factor Aux Factor APos TPos Remark MHz dBuV/m dBuV/m dB dBuV dB/m dB dB dB cm deg 1 5637.45 55.88 68.20 -12.32 45.38 32.92 10.36 32.78 0.00 200 75 Peak 2 5653.20 59.59 70.58 -10.99 49.02 33.03 10.33 32.79 0.00 200 75 Peak 3 5713.05 67.52 108.86 -41.34 56.65 33.45 10.23 32.81 0.00 200 75 Peak 4 5720.75 59.15 112.51 -53.36 48.27 33.48 10.21 32.81 0.00 200 75 Peak	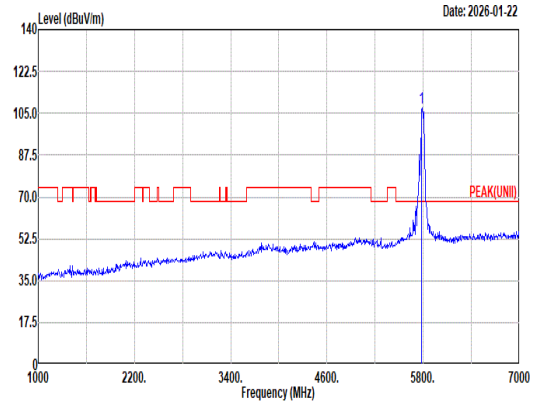 Site : 03CH11-HY Condition: PEAK(UNII) 3m 9120D_01620_250915 HORIZONTAL : RBW:1000.000kHz VBW:3000.000kHz SWT:Auto Freq Level Limit Line Margin Read Level Ant Factor Cable Loss Preamp Factor Aux Factor APos TPos Remark MHz dBuV/m dBuV/m dB dBuV dB/m dB dB dB cm deg 1 5775.00 107.19 ------ ------ 96.10 33.83 10.10 32.84 0.00 200 75 Peak
Avg	Blank	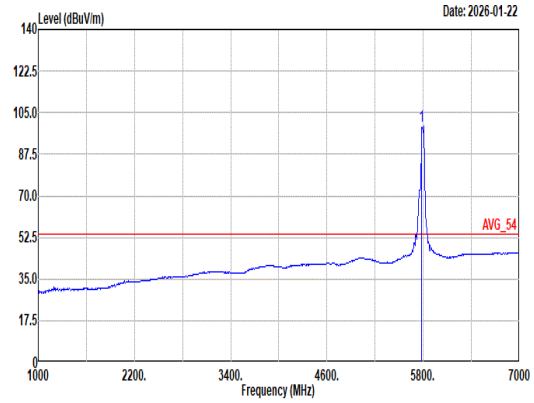 Site : 03CH11-HY Condition: AVG_54 3m 9120D_01620_250915 HORIZONTAL : RBW:1000.000kHz VBW:0.010kHz SWT:Auto Freq Level Limit Line Margin Read Level Ant Factor Cable Loss Preamp Factor Aux Factor APos TPos Remark MHz dBuV/m dBuV/m dB dBuV dB/m dB dB dB cm deg 1 5775.00 99.50 ------ ------ 88.35 33.90 10.10 32.85 0.00 200 75 Average

Mode	66	
	Band Edge - R	
	U-NII-3_5.725-5.85_802.11be EHT80_CH155_Partial_484/66RU _5775MHz	
ANT	6+7	
Pol.	Horizontal	Fundamental
Peak	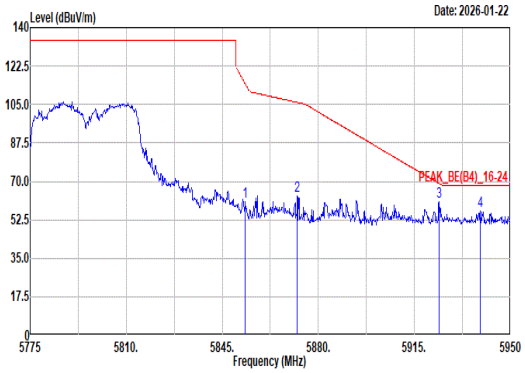 Site : 03CH11-HY Condition: PEAK_BE(B4)_16-24 3m 9120D_01620_250915 HORIZONTAL : RBW:1000.000kHz VBW:3000.000kHz SWT:Auto Limit Read Ant Cable Preamp Aux APos TPos Freq Level Line Margin Level Factor Loss Factor Factor Remark MHz dBuV/m dBuV/m dB dBuV dB/m dB dB dB cm deg 1 5853.40 60.94 114.45 -53.51 49.64 33.91 10.25 32.86 0.00 200 75 Peak 2 5872.30 63.44 105.95 -42.51 52.01 33.99 10.31 32.87 0.00 200 75 Peak 3 5923.93 60.53 68.99 -8.46 48.79 34.15 10.48 32.89 0.00 200 75 Peak 4 5938.98 56.73 68.20 -11.47 44.93 34.18 10.52 32.90 0.00 200 75 Peak	Blank

Mode	66	
	Band Edge - L	
	U-NII-3_5.725-5.85_802.11be EHT80_CH155_Partial_484/66RU _5775MHz	
ANT	6+7	
Pol.	Vertical	Fundamental
Peak	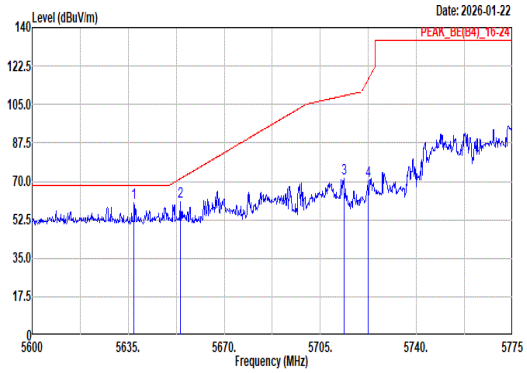 Site : 03CH11-HY Condition: PEAK_BE(B4)_16-24 3m 9120D_01620_250915 VERTICAL : RBW:1000.000kHz VBW:3000.000kHz SWT:Auto Freq Level Limit Line Margin Read Level Ant Factor Cable Loss Preamp Factor Aux Factor APos TPos Remark MHz dBuV/m dBuV/m dB dBuV dB/m dB dB dB cm deg 1 5637.10 59.98 68.20 -8.22 49.48 32.92 10.36 32.78 0.00 205 0 Peak 2 5653.90 60.93 71.10 -10.17 50.36 33.03 10.33 32.79 0.00 205 0 Peak 3 5713.58 71.33 109.00 -37.67 60.46 33.45 10.23 32.81 0.00 205 0 Peak 4 5722.50 70.38 116.50 -46.12 59.49 33.49 10.21 32.81 0.00 205 0 Peak	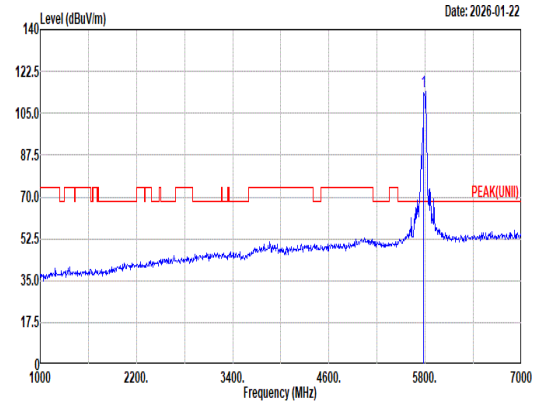 Site : 03CH11-HY Condition: PEAK(UNII) 3m 9120D_01620_250915 VERTICAL : RBW:1000.000kHz VBW:3000.000kHz SWT:Auto Freq Level Limit Line Margin Read Level Ant Factor Cable Loss Preamp Factor Aux Factor APos TPos Remark MHz dBuV/m dBuV/m dB dBuV dB/m dB dB dB cm deg 1 5775.00 114.01 ------ ------ 102.84 33.90 10.12 32.85 0.00 205 0 Peak
Avg	Blank	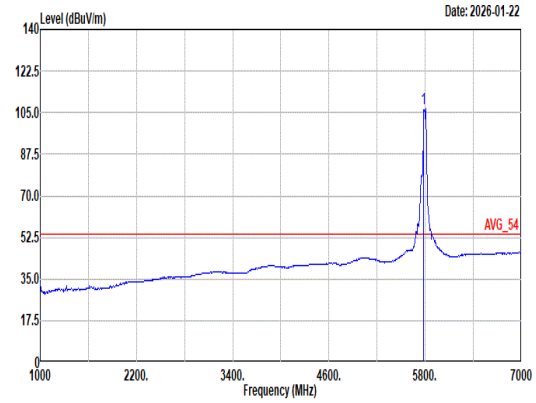 Site : 03CH11-HY Condition: AVG_54 3m 9120D_01620_250915 VERTICAL : RBW:1000.000kHz VBW:0.010kHz SWT:Auto Freq Level Limit Line Margin Read Level Ant Factor Cable Loss Preamp Factor Aux Factor APos TPos Remark MHz dBuV/m dBuV/m dB dBuV dB/m dB dB dB cm deg 1 5775.00 106.53 ------ ------ 95.38 33.90 10.10 32.85 0.00 205 0 Average

Mode	66	
	Band Edge - R	
	U-NII-3_5.725-5.85_802.11be EHT80_CH155_Partial_484/66RU _5775MHz	
ANT	6+7	
Pol.	Vertical	Fundamental
Peak	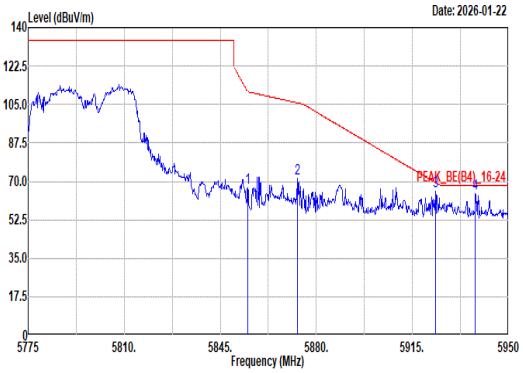 Site : 03CH11-HY Condition: PEAK_BE(B4)_16-24 3m 9120D_01620_250915 VERTICAL : RBW:1000.000kHz VBW:3000.000kHz SWT:Auto Freq Level Limit Line Margin Read Level Ant Factor Cable Loss Preamp Factor Aux Factor APos TPos Remark MHz dBuV/m dBuV/m dB dBuV dB/m dB dB dB cm deg 1 5854.98 67.32 110.86 -43.54 56.00 33.92 10.26 32.86 0.00 205 0 Peak 2 5873.18 71.39 105.71 -34.32 59.96 33.99 10.31 32.87 0.00 205 0 Peak 3 5923.40 65.30 69.38 -4.08 53.57 34.15 10.47 32.89 0.00 205 0 Peak 4 5937.93 64.33 68.20 -3.87 52.53 34.18 10.52 32.90 0.00 205 0 Peak	Blank

Mode	67	
	LF	
	U-NII-3_5.725-5.85_802.11be EHT80_CH155_Full RU_5775MHz	
ANT	6+7	
Pol.	Horizontal	Vertical
QP/ Peak	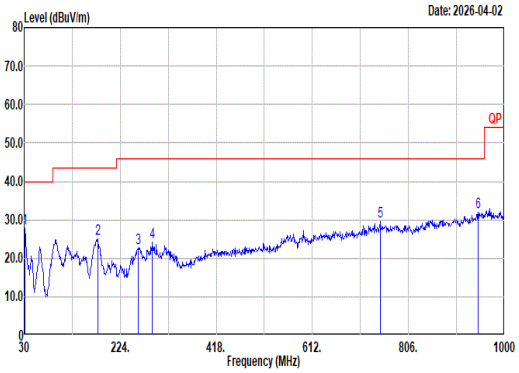 Site : 03CH11-HY Condition: QP 3m Bilog_37059 & 01_251126 HORIZONTAL	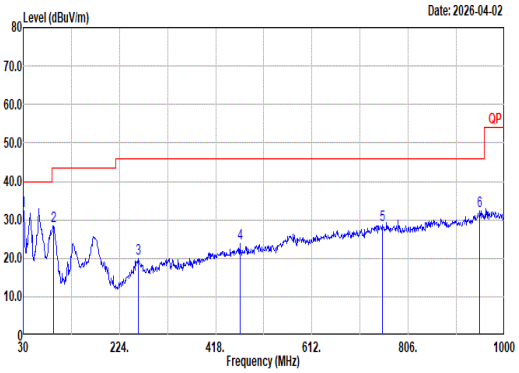 Site : 03CH11-HY Condition: QP 3m Bilog_37059 & 01_251126 VERTICAL

Horizontal:

	Freq	Level	Limit Line	Margin	Read Level	Ant Factor	Cable Loss	Preamp Factor	Aux Factor	APos	TPos	Remark
	MHz	dBuV/m	dBuV/m	dB	dBuV	dB/m	dB	dB	dB	cm	deg	
1	30.97	27.85	40.00	-12.15	35.34	23.58	0.73	31.88	0.08	--	--	Peak
2	178.41	25.04	43.50	-18.46	39.98	15.16	1.82	31.99	0.07	--	--	Peak
3	259.89	22.69	46.00	-23.31	32.32	20.08	2.15	31.93	0.07	--	--	Peak
4	288.99	24.29	46.00	-21.71	34.76	19.12	2.27	31.94	0.08	--	--	Peak
5	748.77	29.59	46.00	-16.41	28.90	28.28	3.74	31.88	0.55	--	--	Peak
6	946.65	31.96	46.00	-14.04	27.37	30.78	4.14	30.74	0.41	--	--	Peak

Vertical:

	Freq	Level	Limit Line	Margin	Read Level	Ant Factor	Cable Loss	Preamp Factor	Aux Factor	APos	TPos	Remark
	MHz	dBuV/m	dBuV/m	dB	dBuV	dB/m	dB	dB	dB	cm	deg	
1	30.00	32.44	40.00	-7.56	39.45	24.04	0.72	31.86	0.09	--	--	Peak
2	91.11	28.32	43.50	-15.18	44.00	15.13	1.24	32.08	0.03	--	--	Peak
3	261.83	19.79	46.00	-26.21	29.17	20.32	2.16	31.93	0.07	--	--	Peak
4	466.50	23.92	46.00	-22.08	29.45	23.45	2.93	31.99	0.08	--	--	Peak
5	754.59	28.59	46.00	-17.41	27.83	28.33	3.75	31.87	0.55	--	--	Peak
6	950.53	32.29	46.00	-13.71	27.47	30.98	4.14	30.70	0.40	--	--	Peak

Mode	69	
	SHF	
	U-NII-3_5.725-5.85_802.11be EHT80_CH155_Full RU_5775MHz	
ANT	6+7	
Pol.	Horizontal	Vertical
Peak	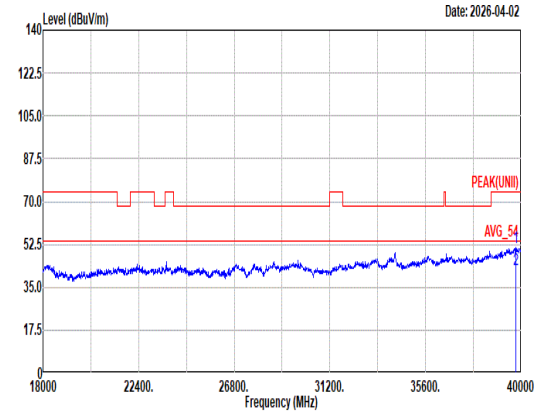 Site : 03CH11-HY Condition: PEAK(UNII) 1m SHF_1225_250702 HORIZONTAL Freq Level Limit Line Margin Read Level Ant Factor Cable Loss Preamp Factor Aux Factor APos TPos Remark MHz dBuV/m dBuV/m dB dBuV dB/m dB dB dB cm deg 1 39760.52 51.10 74.00 -22.90 44.67 45.49 33.90 63.42 -9.54 -- -- PEAK 2 39760.52 42.24 54.00 -11.76 35.81 45.49 33.90 63.42 -9.54 -- -- Average	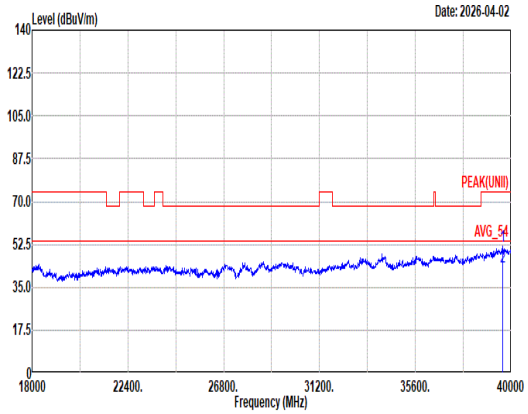 Site : 03CH11-HY Condition: PEAK(UNII) 1m SHF_1225_250702 VERTICAL Freq Level Limit Line Margin Read Level Ant Factor Cable Loss Preamp Factor Aux Factor APos TPos Remark MHz dBuV/m dBuV/m dB dBuV dB/m dB dB dB cm deg 1 39603.66 51.75 74.00 -22.25 44.39 46.26 33.75 63.11 -9.54 -- -- PEAK 2 39603.66 43.34 54.00 -10.66 35.98 46.26 33.75 63.11 -9.54 -- -- Average
Avg	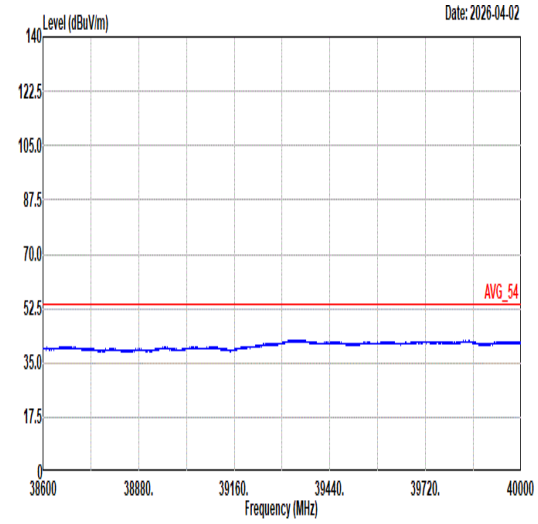 Site : 03CH11-HY Condition: AVG_54 1m SHF_1225_250702 Horizontal	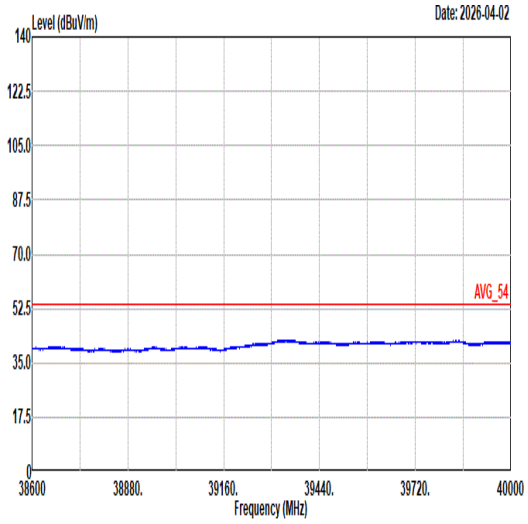 Site : 03CH11-HY Condition: AVG_54 1m SHF_1225_250702 Vertical

Appendix D. Duty Cycle Plots

#8

Antenna	Band	Duty Cycle (%)	T(us)	1/T(kHz)	VBW Setting
0+1	802.11a	98.91	-	-	10Hz
0+1	5GHz 802.11be EHT20 Full RU	99.73	-	-	10Hz
0+1	5GHz 802.11be EHT20 106 RU	99.19	-	-	10Hz
0+1	5GHz 802.11be EHT40 Full RU	99.73	-	-	10Hz
0+1	5GHz 802.11be EHT40 242 RU	99.28	-	-	10Hz
0+1	5GHz 802.11be EHT80 Full RU	99.58	-	-	10Hz
0+1	5GHz 802.11be EHT80 484 RU	98.60	-	-	10Hz
0+1	5GHz 802.11be EHT160 Full RU	99.73	-	-	10Hz
0+1	5GHz 802.11be EHT160 996 RU	97.60	813	1.23	1.3kHz

<Ant. 0+1>

802.11a

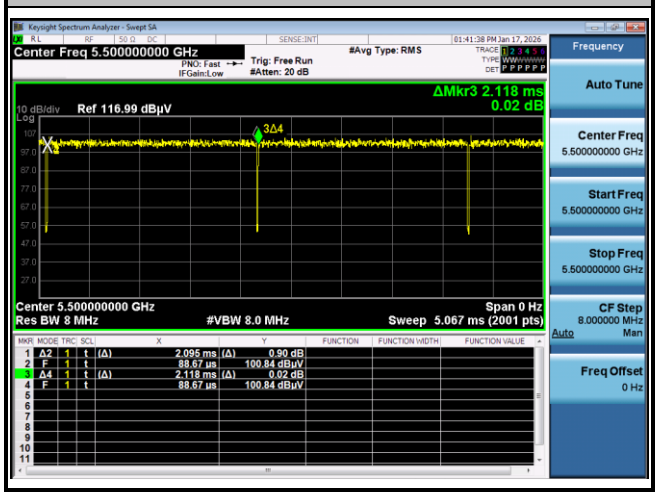

802.11be EHT20

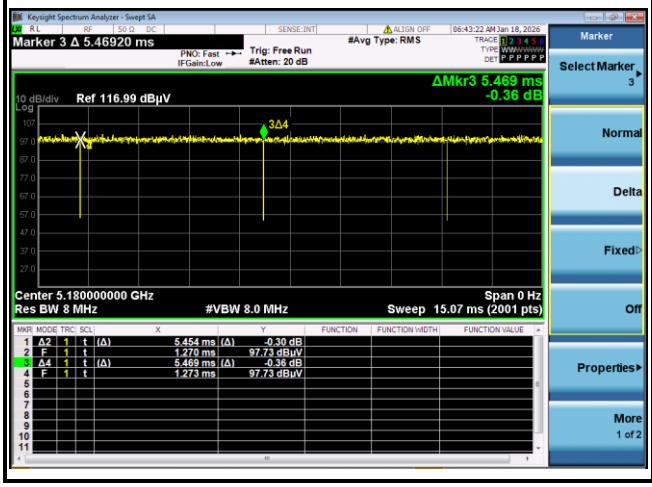

802.11be EHT20 106RU

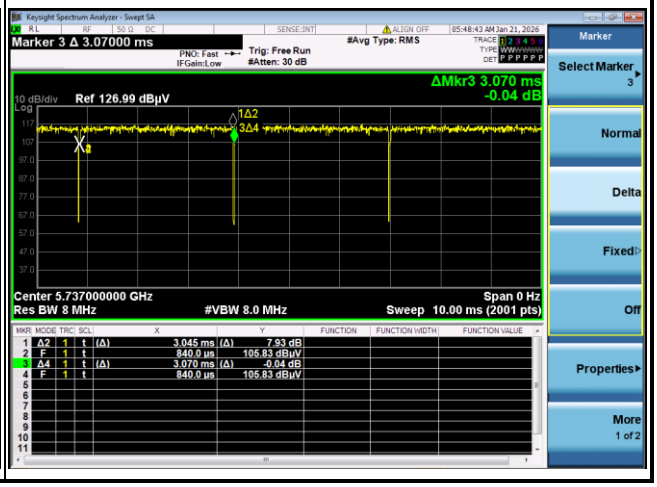

802.11be EHT40

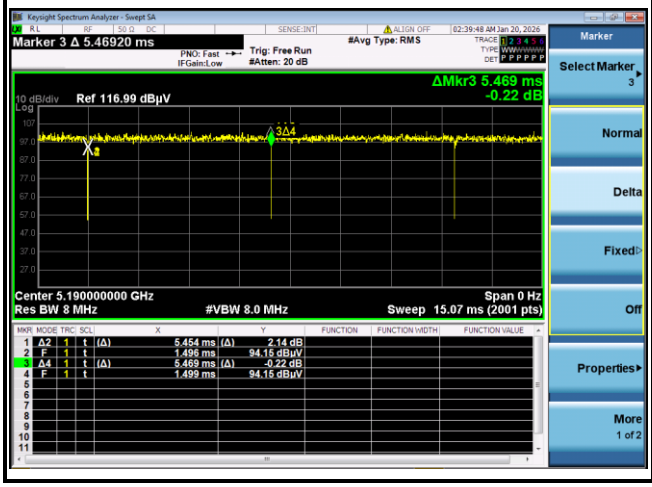

802.11be EHT40 242RU

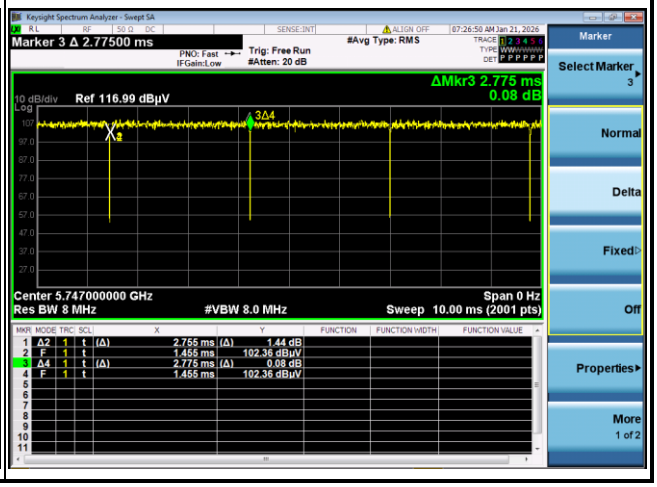

802.11be EHT80

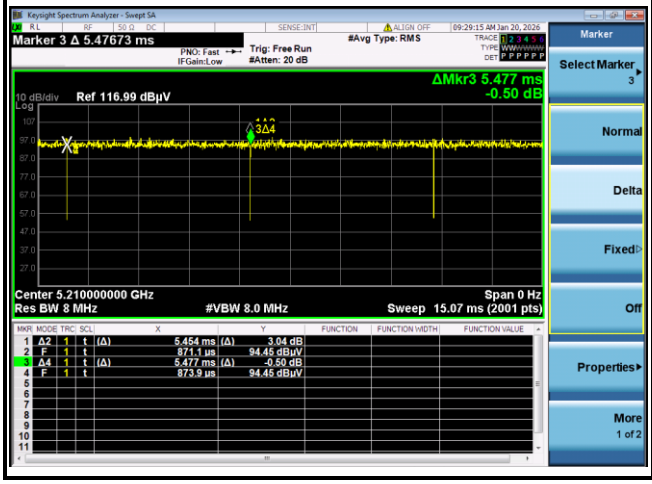

802.11be EHT80 484RU

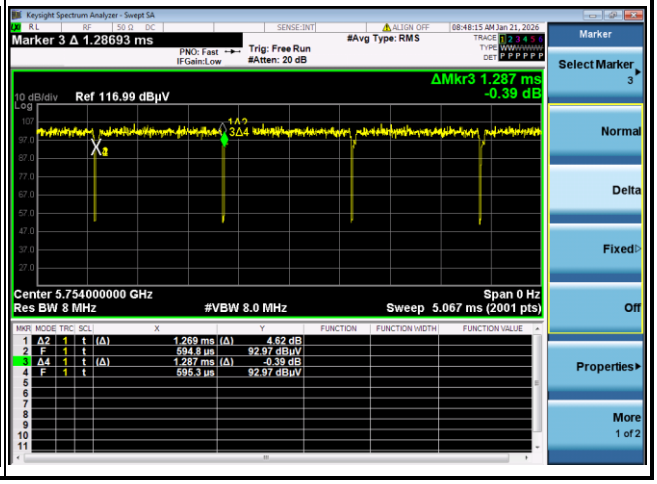

802.11be EHT160	802.11be EHT160 996RU
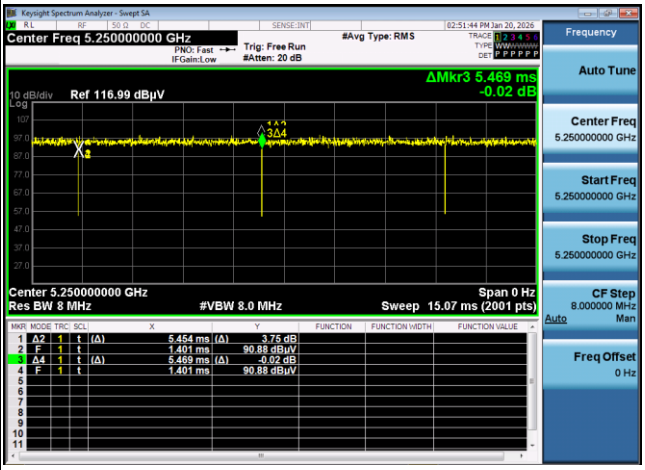	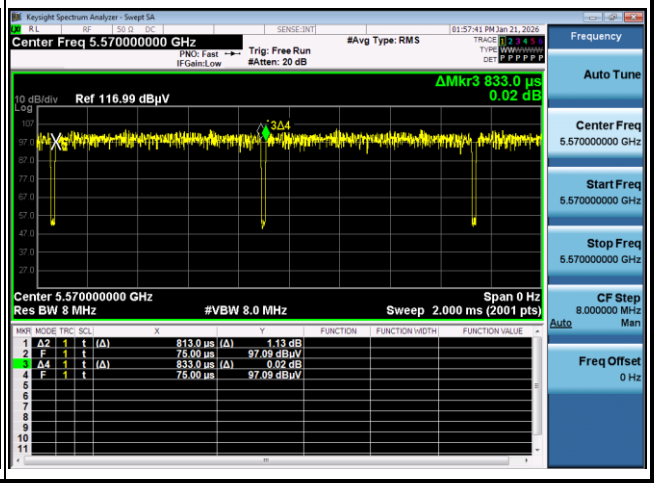

#10

Antenna	Band	Duty Cycle (%)	T(us)	1/T(kHz)	VBW Setting
0+1	5GHz 802.11be EHT160 996 RU	97.48	813	1.23	1.3kHz

<Ant. 0+1>

802.11be EHT160 996RU

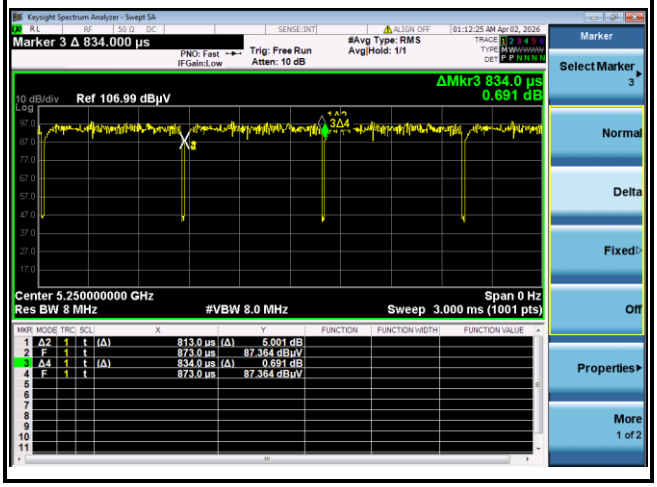

#12

Antenna	Band	Duty Cycle (%)	T(us)	1/T(kHz)	VBW Setting
0+1	5GHz 802.11be EHT160 996 RU	97.84	816	1.23	1.3kHz

<Ant. 0+1>

802.11be EHT160 996RU

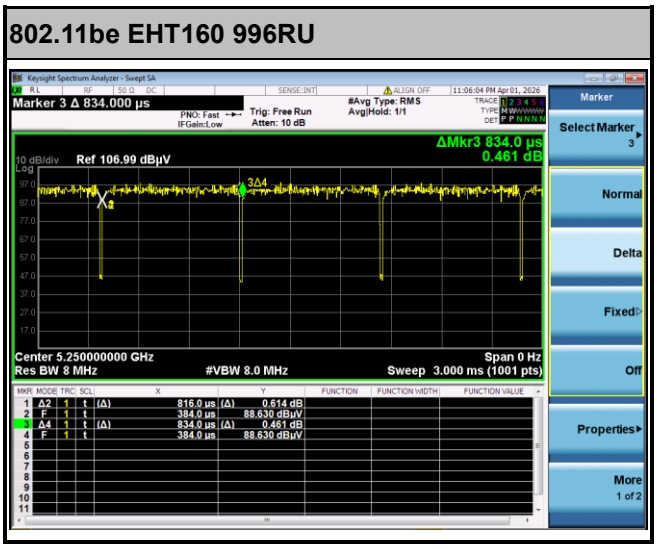

#14

Antenna	Band	Duty Cycle (%)	T(us)	1/T(kHz)	VBW Setting
0+1	5GHz 802.11be EHT160 996 RU	97.83	813	1.23	1.3kHz

<Ant. 0+1>
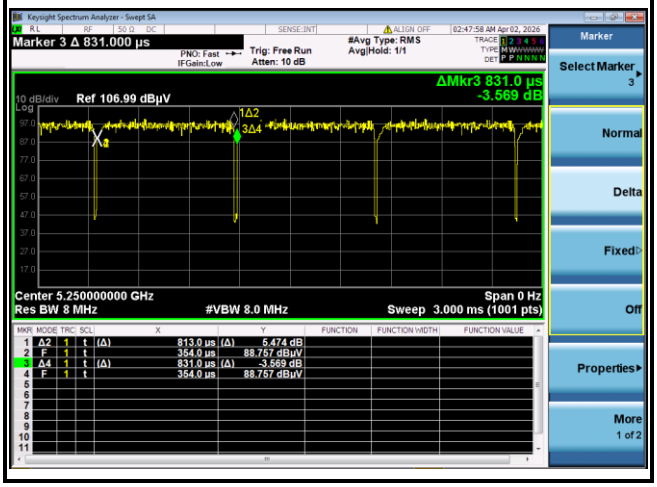
802.11be EHT160 996RU