<3Mbps>

CSE Plot on Low Ch between 30MHz ~ 1 GHz	CSE Plot on Low Ch between 1GHz ~ 26.5GHz
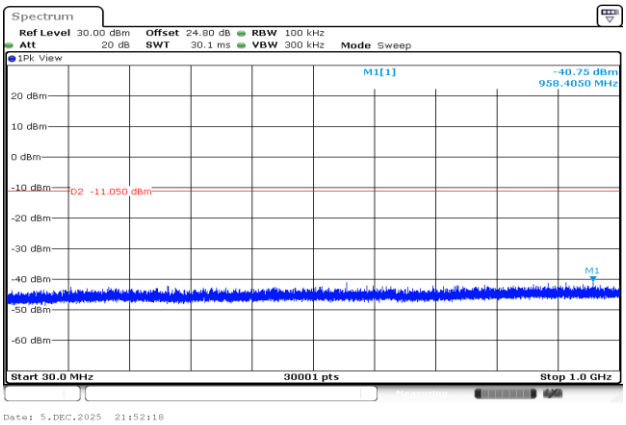	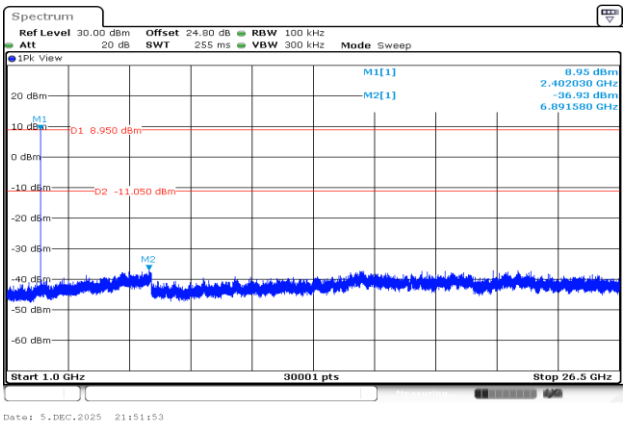
CSE Plot on Mid. Ch between 30MHz ~ 1 GHz	**CSE Plot on Mid. Ch between 1GHz ~ 26.5GHz**
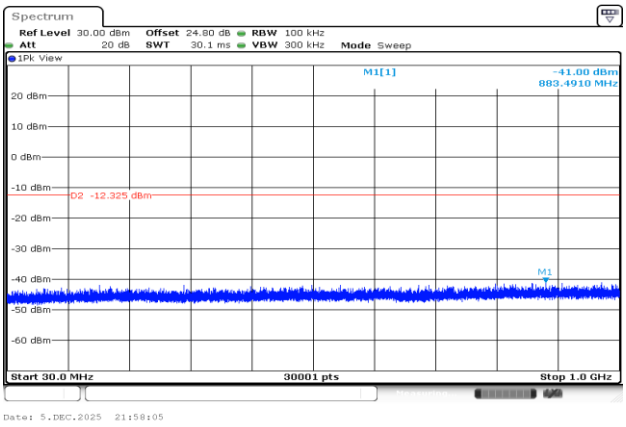	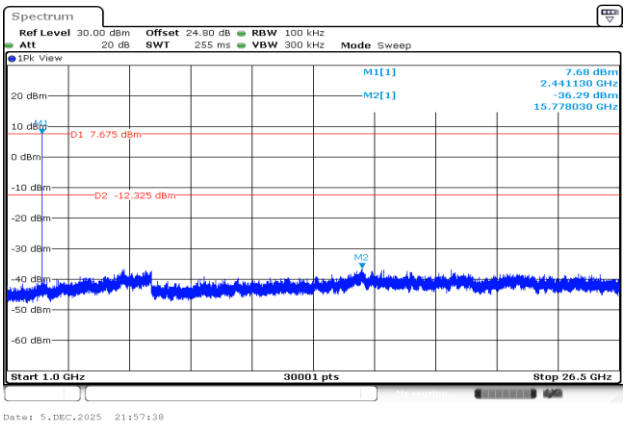
CSE Plot on High Ch between 30MHz ~ 1 GHz	**CSE Plot on High Ch between 1GHz ~ 26.5GHz**
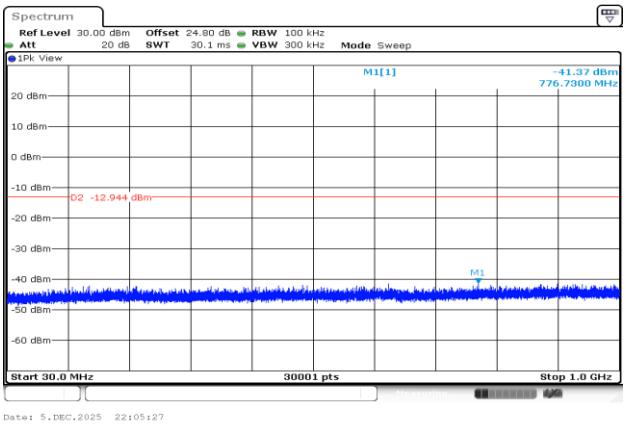	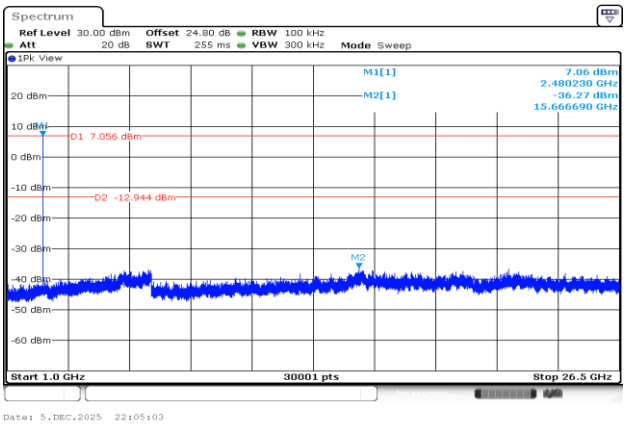

Appendix B. AC Conducted Emission Test Results

Test Engineer :	Brian Chen	**Temperature :**	23~26℃
		Relative Humidity :	45 ~55%

CO05-HY 11/14/2025

EUT Information

Report NO :	571515-01
Test Mode :	Mode 1
Test Voltage :	120Vac/60Hz
Phase :	Line

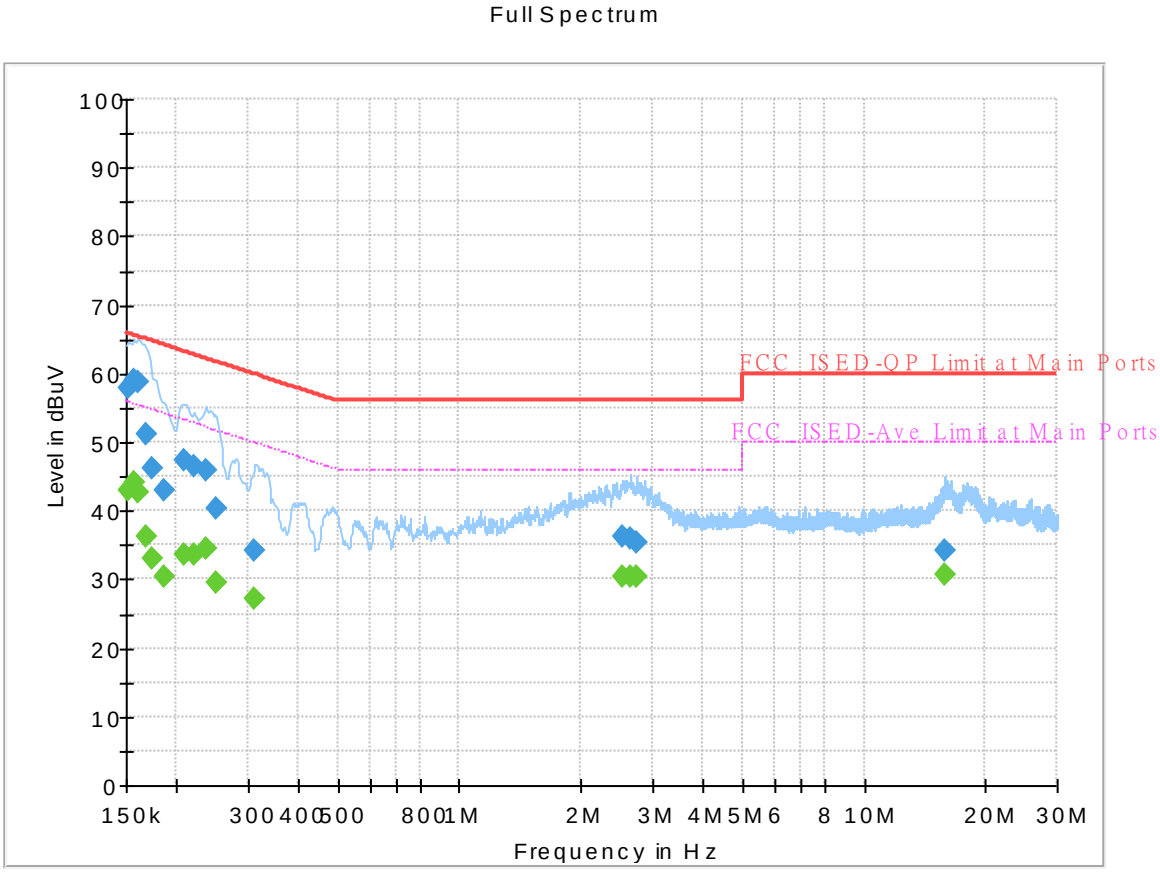

Final_Result

Frequency (MHz)	QuasiPeak (dBuV)	CAverage (dBuV)	Limit (dBuV)	Margin (dB)	Line	Filter	Corr. (dB)
0.152250	---	42.95	55.88	12.93	L1	OFF	19.8
0.152250	57.86	---	65.88	8.02	L1	OFF	19.8
0.156750	---	44.25	55.63	11.38	L1	OFF	19.8
0.156750	59.09	---	65.63	6.54	L1	OFF	19.8
0.161250	---	42.76	55.40	12.64	L1	OFF	19.8
0.161250	58.69	---	65.40	6.71	L1	OFF	19.8
0.168000	---	36.34	55.06	18.72	L1	OFF	19.8
0.168000	51.15	---	65.06	13.91	L1	OFF	19.8
0.174750	---	32.94	54.73	21.79	L1	OFF	19.8
0.174750	46.27	---	64.73	18.46	L1	OFF	19.8
0.186000	---	30.40	54.21	23.81	L1	OFF	19.8
0.186000	43.08	---	64.21	21.13	L1	OFF	19.8
0.208500	---	33.61	53.27	19.66	L1	OFF	19.8
0.208500	47.43	---	63.27	15.84	L1	OFF	19.8
0.219750	---	33.58	52.83	19.25	L1	OFF	19.8
0.219750	46.47	---	62.83	16.36	L1	OFF	19.8
0.235500	---	34.37	52.25	17.88	L1	OFF	19.8
0.235500	46.01	---	62.25	16.24	L1	OFF	19.8
0.251250	---	29.67	51.72	22.05	L1	OFF	19.8
0.251250	40.36	---	61.72	21.36	L1	OFF	19.8
0.312000	---	27.10	49.92	22.82	L1	OFF	19.8

CO05-HY 11/14/2025

0.312000	34.23	---	59.92	25.69	L1	OFF	19.8
2.519250	---	30.51	46.00	15.49	L1	OFF	19.9
2.519250	36.20	---	56.00	19.80	L1	OFF	19.9
2.647500	---	30.44	46.00	15.56	L1	OFF	19.9
2.647500	35.85	---	56.00	20.15	L1	OFF	19.9
2.742000	---	30.46	46.00	15.54	L1	OFF	20.0
2.742000	35.42	---	56.00	20.58	L1	OFF	20.0
15.882000	---	30.70	50.00	19.30	L1	OFF	20.6
15.882000	34.32	---	60.00	25.68	L1	OFF	20.6

CO05-HY 11/14/2025

EUT Information

Report NO :	571515-01
Test Mode :	Mode 1
Test Voltage :	120Vac/60Hz
Phase :	Neutral

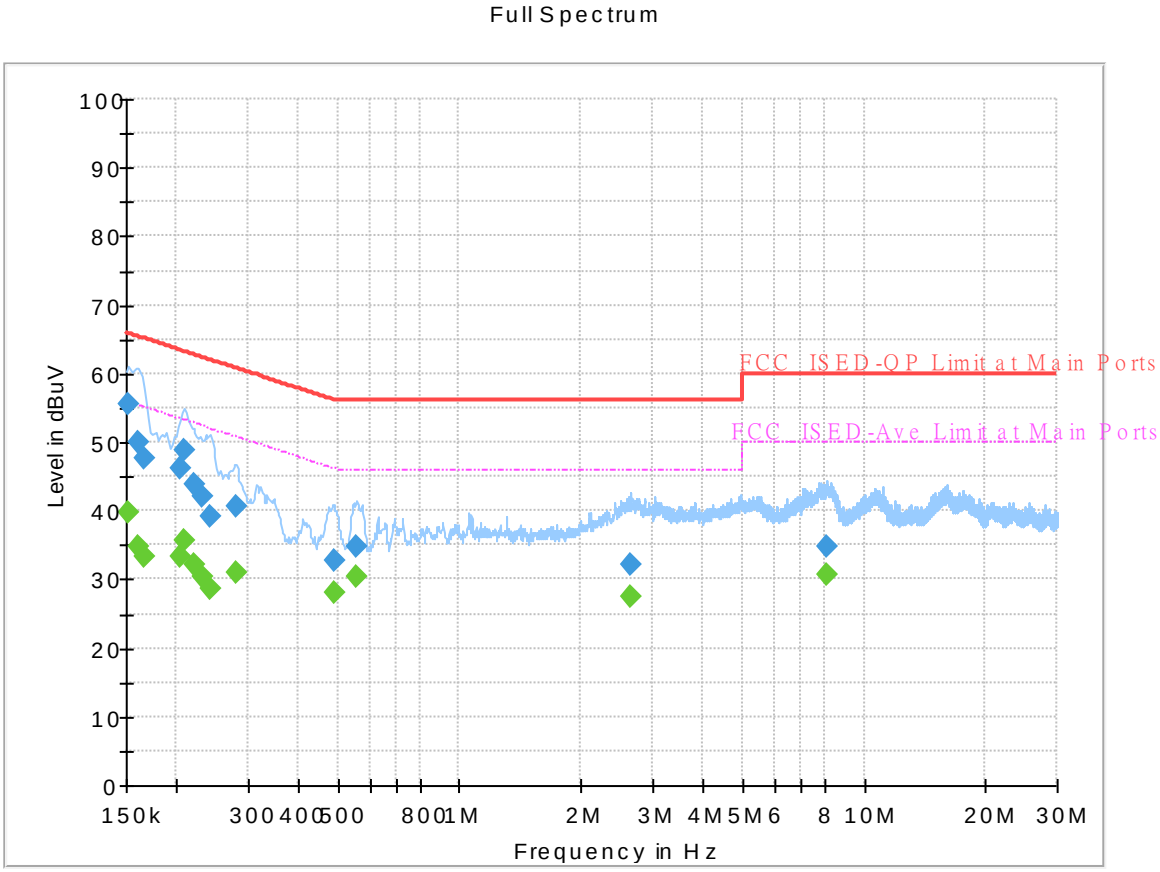

Final_Result

Frequency (MHz)	QuasiPeak (dBuV)	CAverage (dBuV)	Limit (dBuV)	Margin (dB)	Line	Filter	Corr. (dB)
0.152250	---	39.75	55.88	16.13	N	OFF	19.8
0.152250	55.53	---	65.88	10.35	N	OFF	19.8
0.161250	---	34.92	55.40	20.48	N	OFF	19.8
0.161250	50.05	---	65.40	15.35	N	OFF	19.8
0.165750	---	33.22	55.17	21.95	N	OFF	19.8
0.165750	47.53	---	65.17	17.64	N	OFF	19.8
0.204000	---	33.38	53.45	20.07	N	OFF	19.8
0.204000	46.16	---	63.45	17.29	N	OFF	19.8
0.208500	---	35.56	53.27	17.71	N	OFF	19.8
0.208500	48.89	---	63.27	14.38	N	OFF	19.8
0.219750	---	32.24	52.83	20.59	N	OFF	19.8
0.219750	43.79	---	62.83	19.04	N	OFF	19.8
0.231000	---	30.28	52.41	22.13	N	OFF	19.8
0.231000	42.03	---	62.41	20.38	N	OFF	19.8
0.242250	---	28.64	52.02	23.38	N	OFF	19.8
0.242250	39.29	---	62.02	22.73	N	OFF	19.8
0.280500	---	31.11	50.80	19.69	N	OFF	19.8
0.280500	40.65	---	60.80	20.15	N	OFF	19.8
0.489750	---	28.09	46.17	18.08	N	OFF	19.8
0.489750	32.78	---	56.17	23.39	N	OFF	19.8
0.557250	---	30.50	46.00	15.50	N	OFF	19.8

CO05-HY 11/14/2025

0.557250	**34.84**	**---**	**56.00**	**21.16**	**N**	**OFF**	**19.8**
2.654250	**---**	**27.42**	**46.00**	**18.58**	**N**	**OFF**	**19.9**
2.654250	**32.25**	**---**	**56.00**	**23.75**	**N**	**OFF**	**19.9**
8.094750	**---**	**30.82**	**50.00**	**19.18**	**N**	**OFF**	**20.4**
8.094750	**34.90**	**---**	**60.00**	**25.10**	**N**	**OFF**	**20.4**

Appendix C. Radiated Spurious Emission Test Data

Test Engineer :	Jesse Wang, Stan Hsieh, Ken Wu	**Temperature :**	18.2~21.3°C
		Relative Humidity :	56.4~68.6%

Note symbol

-L	**Low channel location**
-R	**High channel location**

C1.Radiated Spurious Emission Test Modes

Mode	Band (MHz)	Antenna	Modulation	Channel	Frequency	Data Rate	RU	Remark
Mode 1	2400-2483.5	7+6	Bluetooth BR_GFSK	00	2402	1Mbps	-	-
Mode 2	2400-2483.5	7+6	Bluetooth BR_GFSK	39	2441	1Mbps	-	-
Mode 3	2400-2483.5	7+6	Bluetooth BR_GFSK	78	2480	1Mbps	-	-
Mode 39	2400-2483.5	7+6	Bluetooth BR_GFSK	78	2480	1Mbps	-	SHF
Mode 40	2400-2483.5	7+6	Bluetooth BR_GFSK	78	2480	1Mbps	-	LF

C2.Summary of each worse mode

Mode	Modulation	Ch.	Freq. (MHz)	Level (dBuV/m)	Limit (dBuV/m)	Margin (dB)	Pol.	Peak Avg.	Result	RU	Remark
1	Bluetooth BR_GFSK	00	2389.21	46.07	74.00	-27.93	V	Peak	Pass	-	Band Edge
	Bluetooth BR_GFSK	00	4804.00	47.40	74.00	-26.60	H	Peak	Pass	-	Harmonic
2	Bluetooth BR_GFSK	39	2330.96	46.03	74.00	-27.97	V	Peak	Pass	-	Band Edge
	Bluetooth BR_GFSK	39	4882.00	49.39	74.00	-24.61	V	Peak	Pass	-	Harmonic
3	Bluetooth BR_GFSK	78	2483.88	48.58	74.00	-25.42	H	Peak	Pass	-	Band Edge
	Bluetooth BR_GFSK	78	4960.00	49.98	74.00	-24.02	H	Peak	Pass	-	Harmonic
39	SHF	78	24132.00	38.66	74.00	-35.34	V	Peak	Pass	-	SHF
40	LF	78	54.25	30.25	40.00	-9.75	V	-	Pass	-	LF

Mode	1	
	Band Edge	
	2400-2483.5_Bluetooth BR_GFSK_CH00_2402MHz	
ANT	7+6	
Pol.	Horizontal	Fundamental
Peak	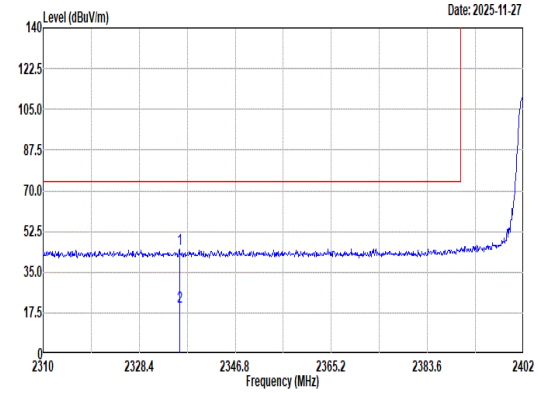 Site : 03CH07-HY Condition: PEAK_BE_74 3m HF_ANT_00066584 HORIZONTAL : RBW:1000.000kHz VBW:3000.000kHz SWT:Auto Freq Level Limit Line Margin Read Level Ant Factor Cable Loss Preamp Factor Aux Factor APos TPos Remark MHz dBuV/m dBuV/m dB dBuV dB/m dB dB dB cm deg 1 2336.13 44.98 74.00 -29.02 39.28 32.10 8.26 34.66 0.00 239 0 Peak 2 2336.13 20.19 54.00 -33.81 -- -- -- -- -- -- -- AVERAGE	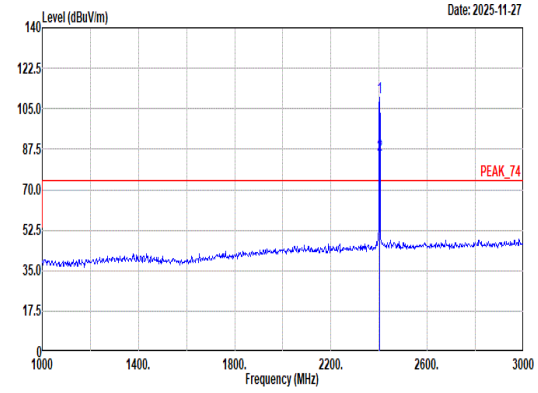 Site : 03CH07-HY Condition: PEAK_74 3m HF_ANT_00066584 HORIZONTAL : RBW:1000.000kHz VBW:3000.000kHz SWT:Auto Freq Level Limit Line Margin Read Level Ant Factor Cable Loss Preamp Factor Aux Factor APos TPos Remark MHz dBuV/m dBuV/m dB dBuV dB/m dB dB dB cm deg 1 2402.00 109.82 ------ ------ 104.09 32.02 8.38 34.67 0.00 239 0 Peak 2 2402.00 85.03 ------ ------ -- -- -- -- -- -- -- Average

Mode	1	
	Band Edge	
	2400-2483.5_Bluetooth BR_GFSK_CH00_2402MHz	
ANT	7+6	
Pol.	Vertical	Fundamental
Peak	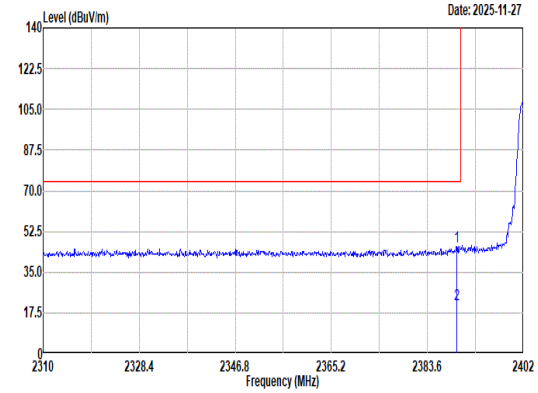 Site : 03CH07-HY Condition: PEAK_BE_74 3m HF_ANT_00066584 VERTICAL : RBW:1000.000kHz VBW:3000.000kHz SWT:Auto Freq Level Limit Line Margin Read Level Ant Factor Cable Loss Preamp Factor Aux Factor APos TPos Remark MHz dBuV/m dBuV/m dB dBuV dB/m dB dB dB cm deg 1 2389.21 46.07 74.00 -27.93 40.28 32.10 8.36 34.67 0.00 355 327 Peak 2 2389.21 21.28 54.00 -32.72 -- -- -- -- -- -- -- AVERAGE	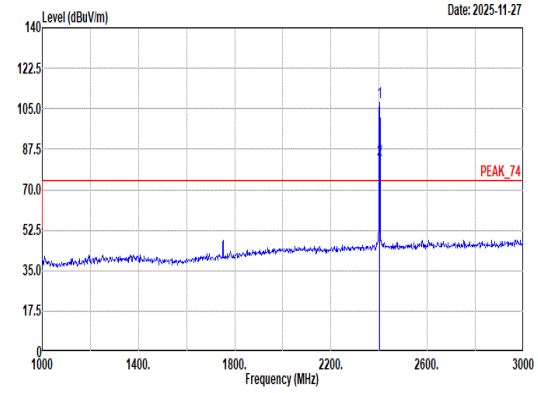 Site : 03CH07-HY Condition: PEAK_74 3m HF_ANT_00066584 VERTICAL : RBW:1000.000kHz VBW:3000.000kHz SWT:Auto Freq Level Limit Line Margin Read Level Ant Factor Cable Loss Preamp Factor Aux Factor APos TPos Remark MHz dBuV/m dBuV/m dB dBuV dB/m dB dB dB cm deg 1 2402.00 107.77 ------ ------ 102.04 32.02 8.38 34.67 0.00 355 327 Peak 2 2402.00 82.98 ------ ------ -- -- -- -- -- -- -- Average

Mode	1	
	Harmonic	
	2400-2483.5_Bluetooth BR_GFSK_CH00_2402MHz	
ANT	7+6	
Pol.	Horizontal	Vertical
Peak Avg	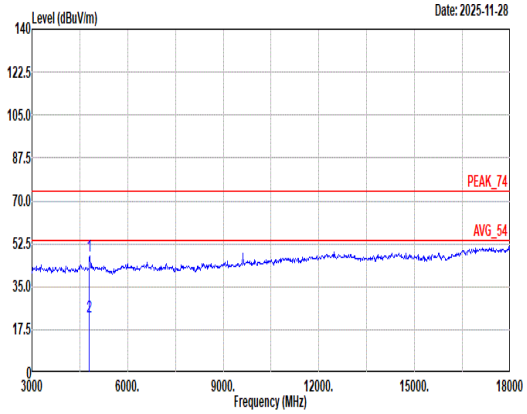 Site : 03CH07-HY Condition: PEAK_74 3m HF_ANT_00066584 HORIZONTAL Freq Level Limit Line Margin Read Level Ant Factor Cable Loss Preamp Factor Aux Factor APos TPos Remark MHz dBuV/m dBuV/m dB dBuV dB/m dB dB dB cm deg 1 4804.00 47.40 74.00 -26.60 58.43 34.39 11.93 58.41 1.06 -- -- Peak 2 4804.00 22.61 54.00 -31.39 -- -- -- -- -- -- -- Average	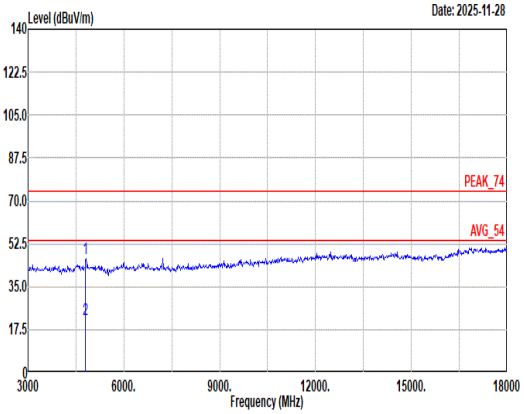 Site : 03CH07-HY Condition: PEAK_74 3m HF_ANT_00066584 VERTICAL Freq Level Limit Line Margin Read Level Ant Factor Cable Loss Preamp Factor Aux Factor APos TPos Remark MHz dBuV/m dBuV/m dB dBuV dB/m dB dB dB cm deg 1 4804.00 46.66 74.00 -27.34 57.69 34.39 11.93 58.41 1.06 -- -- Peak 2 4804.00 21.87 54.00 -32.13 -- -- -- -- -- -- -- Average

Mode	2	
	Band Edge - L	
	2400-2483.5_Bluetooth BR_GFSK_CH39_2441MHz	
ANT	7+6	
Pol.	Horizontal	Fundamental
Peak	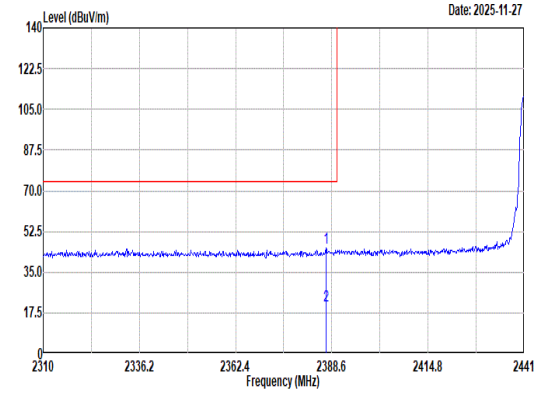 Site : 03CH07-HY Condition: PEAK_BE_74 3m HF_ANT_00066584 HORIZONTAL : RBW:1000.000kHz VBW:3000.000kHz SWT:Auto Freq Level Limit Line Margin Read Level Ant Factor Cable Loss Preamp Factor Aux Factor APos TPos Remark MHz dBuV/m dBuV/m dB dBuV dB/m dB dB dB cm deg 1 2387.03 45.39 74.00 -28.61 39.60 32.10 8.36 34.67 0.00 204 0 Peak 2 2387.03 20.60 54.00 -33.40 -- -- -- -- -- -- -- AVERAGE	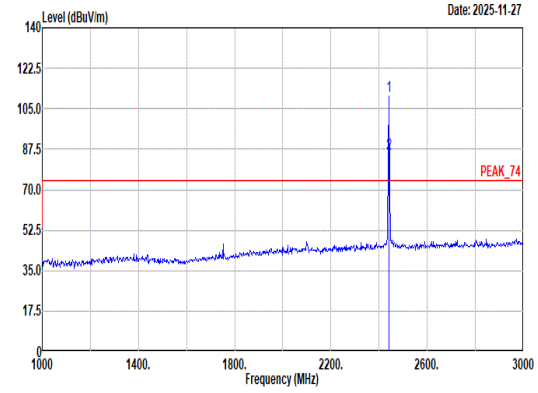 Site : 03CH07-HY Condition: PEAK_74 3m HF_ANT_00066584 HORIZONTAL : RBW:1000.000kHz VBW:3000.000kHz SWT:Auto Freq Level Limit Line Margin Read Level Ant Factor Cable Loss Preamp Factor Aux Factor APos TPos Remark MHz dBuV/m dBuV/m dB dBuV dB/m dB dB dB cm deg 1 2441.00 110.46 ------ ------ 104.68 32.00 8.45 34.67 0.00 204 0 Peak 2 2441.00 85.67 ------ ------ -- -- -- -- -- -- -- Average

Mode	2	
	Band Edge - R	
	2400-2483.5_Bluetooth BR_GFSK_CH39_2441MHz	
ANT	7+6	
Pol.	Horizontal	Fundamental
Peak	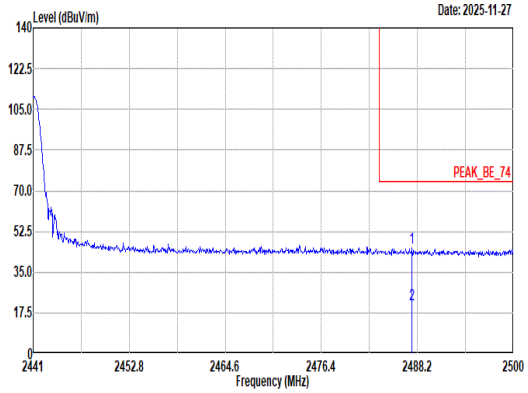 Site : 03CH07-HY Condition: PEAK_BE_74 3m HF_ANT_00066584 HORIZONTAL : RBW:1000.000kHz VBW:3000.000kHz SWT:Auto Freq Level Limit Line Margin Read Level Ant Factor Cable Loss Preamp Factor Aux Factor APos TPos Remark MHz dBuV/m dBuV/m dB dBuV dB/m dB dB dB cm deg 1 2487.55 45.69 74.00 -28.31 39.57 32.28 8.52 34.68 0.00 204 0 Peak 2 2487.55 20.90 54.00 -33.10 -- -- -- -- -- -- -- AVERAGE	Blank

Mode	2	
	Band Edge - L	
	2400-2483.5_Bluetooth BR_GFSK_CH39_2441MHz	
ANT	7+6	
Pol.	Vertical	Fundamental
Peak	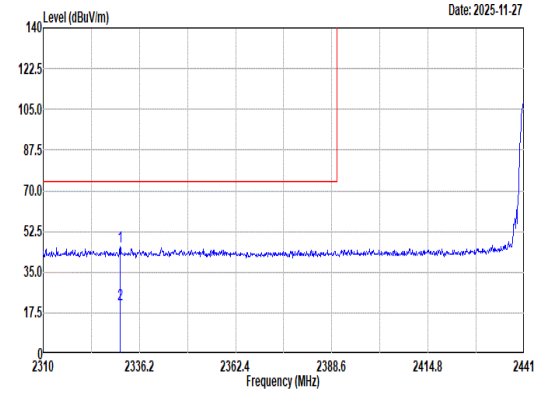 Site : 03CH07-HY Condition: PEAK_BE_74 3m HF_ANT_00066584 VERTICAL : RBW:1000.000kHz VBW:3000.000kHz SWT:Auto Freq Level Limit Line Margin Read Level Ant Factor Cable Loss Preamp Factor Aux Factor APos TPos Remark MHz dBuV/m dBuV/m dB dBuV dB/m dB dB dB cm deg 1 2330.96 46.03 74.00 -27.97 40.34 32.10 8.25 34.66 0.00 299 328 Peak 2 2330.96 21.24 54.00 -32.76 -- -- -- -- -- -- -- AVERAGE	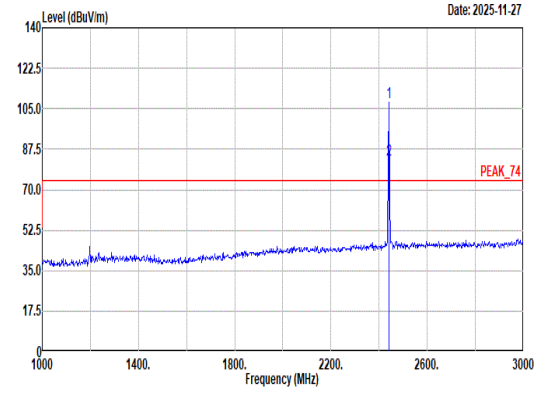 Site : 03CH07-HY Condition: PEAK_74 3m HF_ANT_00066584 VERTICAL : RBW:1000.000kHz VBW:3000.000kHz SWT:Auto Freq Level Limit Line Margin Read Level Ant Factor Cable Loss Preamp Factor Aux Factor APos TPos Remark MHz dBuV/m dBuV/m dB dBuV dB/m dB dB dB cm deg 1 2441.00 107.71 ------ ------ 101.93 32.00 8.45 34.67 0.00 299 328 Peak 2 2441.00 82.92 ------ ------ -- -- -- -- -- -- -- Average

Mode	2	
	Band Edge - R	
	2400-2483.5_Bluetooth BR_GFSK_CH39_2441MHz	
ANT	7+6	
Pol.	Vertical	Fundamental
Peak	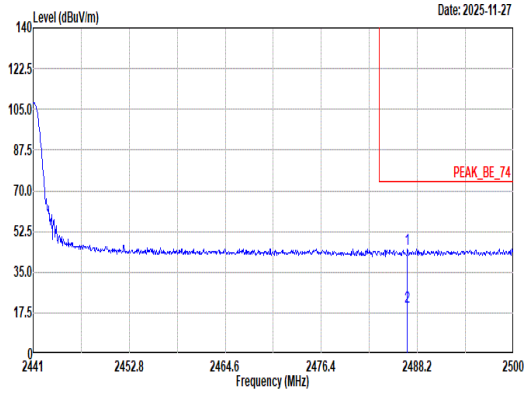 Site : 03CH07-HY Condition: PEAK_BE_74 3m HF_ANT_00066584 VERTICAL : RBW:1000.000kHz VBW:3000.000kHz SWT:Auto Freq Level Limit Line Margin Read Level Ant Factor Cable Loss Preamp Factor Aux Factor APos TPos Remark MHz dBuV/m dBuV/m dB dBuV dB/m dB dB dB cm deg 1 2486.96 45.10 74.00 -28.90 38.99 32.27 8.52 34.68 0.00 299 328 Peak 2 2486.96 20.31 54.00 -33.69 -- -- -- -- -- -- -- AVERAGE	Blank

Mode	2	
	Harmonic	
	2400-2483.5_Bluetooth BR_GFSK_CH39_2441MHz	
ANT	7+6	
Pol.	Horizontal	Vertical
Peak Avg	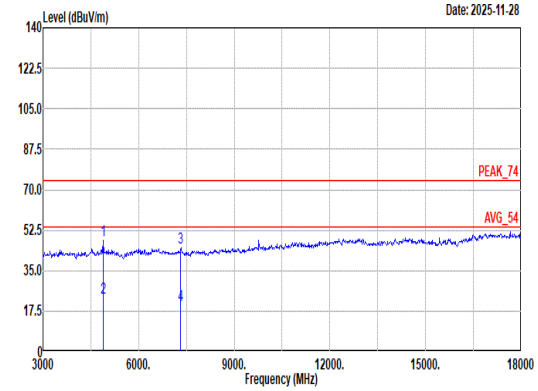 Site : 03CH07-HY Condition: PEAK_74 3m HF_ANT_00066584 HORIZONTAL Freq Level Limit Line Margin Read Level Ant Factor Cable Loss Preamp Factor Aux Factor APos TPos Remark 1 4882.00 48.10 74.00 -25.90 59.03 34.30 12.03 58.25 0.99 -- -- Peak 2 4882.00 23.31 54.00 -30.69 -- -- -- -- -- -- -- Average 3 7323.00 44.97 74.00 -29.03 51.15 35.65 14.71 57.70 1.16 -- -- Peak 4 7323.00 20.18 54.00 -33.82 -- -- -- -- -- -- -- Average	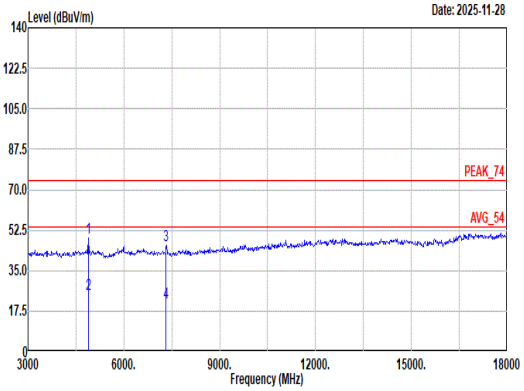 Site : 03CH07-HY Condition: PEAK_74 3m HF_ANT_00066584 VERTICAL Freq Level Limit Line Margin Read Level Ant Factor Cable Loss Preamp Factor Aux Factor APos TPos Remark 1 4882.00 49.39 74.00 -24.61 60.32 34.30 12.03 58.25 0.99 -- -- Peak 2 4882.00 24.60 54.00 -29.40 -- -- -- -- -- -- -- Average 3 7323.00 46.05 74.00 -27.95 52.23 35.65 14.71 57.70 1.16 -- -- Peak 4 7323.00 21.26 54.00 -32.74 -- -- -- -- -- -- -- Average

Mode	3	
	Band Edge	
	2400-2483.5_Bluetooth BR_GFSK_CH78_2480MHz	
ANT	7+6	
Pol.	Horizontal	Fundamental
Peak	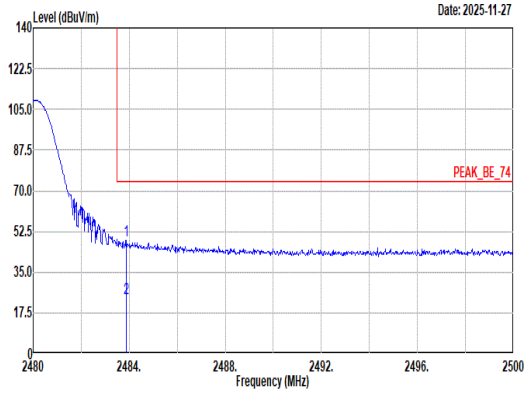 Site : 03CH07-HY Condition: PEAK_BE_74 3m HF_ANT_00066584 HORIZONTAL : RBW:1000.000kHz VBW:3000.000kHz SWT:Auto Freq Level Limit Line Margin Read Level Ant Factor Cable Loss Preamp Factor Aux Factor APos TPos Remark MHz dBuV/m dBuV/m dB dBuV dB/m dB dB dB cm deg 1 2483.88 48.58 74.00 -25.42 42.50 32.24 8.52 34.68 0.00 264 0 Peak 2 2483.88 23.79 54.00 -30.21 -- -- -- -- -- -- -- AVERAGE	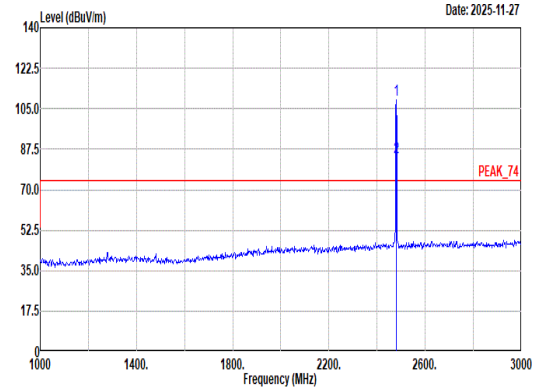 Site : 03CH07-HY Condition: PEAK_74 3m HF_ANT_00066584 HORIZONTAL : RBW:1000.000kHz VBW:3000.000kHz SWT:Auto Freq Level Limit Line Margin Read Level Ant Factor Cable Loss Preamp Factor Aux Factor APos TPos Remark MHz dBuV/m dBuV/m dB dBuV dB/m dB dB dB cm deg 1 2480.00 109.02 ------ ------ 102.99 32.20 8.51 34.68 0.00 264 0 Peak 2 2480.00 84.23 ------ ------ -- -- -- -- -- -- -- Average

Mode	3	
	Band Edge	
	2400-2483.5_Bluetooth BR_GFSK_CH78_2480MHz	
ANT	7+6	
Pol.	Vertical	Fundamental
Peak	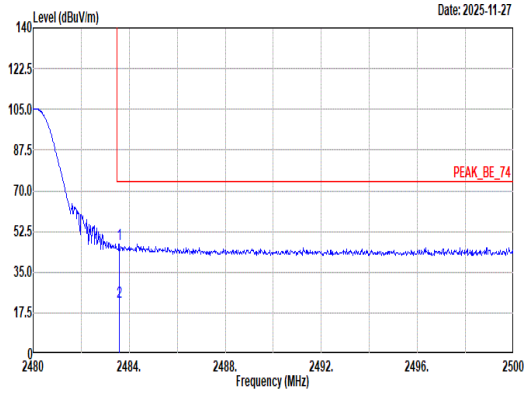 Site : 03CH07-HY Condition: PEAK_BE_74 3m HF_ANT_00066584 VERTICAL : RBW:1000.000kHz VBW:3000.000kHz SWT:Auto Freq Level Limit Line Margin Read Level Ant Factor Cable Loss Preamp Factor Aux Factor APos TPos Remark MHz dBuV/m dBuV/m dB dBuV dB/m dB dB dB cm deg 1 2483.58 47.05 74.00 -26.95 40.97 32.24 8.52 34.68 0.00 295 319 Peak 2 2483.58 22.26 54.00 -31.74 -- -- -- -- -- -- -- AVERAGE	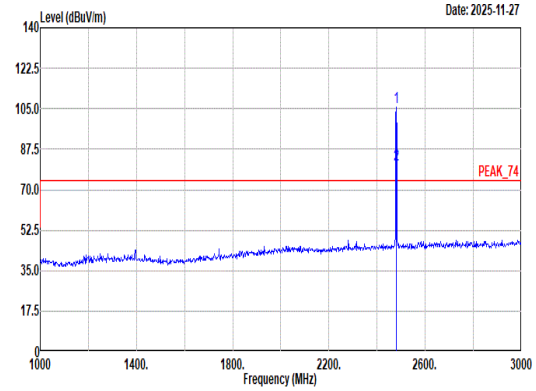 Site : 03CH07-HY Condition: PEAK_74 3m HF_ANT_00066584 VERTICAL : RBW:1000.000kHz VBW:3000.000kHz SWT:Auto Freq Level Limit Line Margin Read Level Ant Factor Cable Loss Preamp Factor Aux Factor APos TPos Remark MHz dBuV/m dBuV/m dB dBuV dB/m dB dB dB cm deg 1 2480.00 105.49 ------ ------ 99.46 32.20 8.51 34.68 0.00 295 319 Peak 2 2480.00 80.70 ------ ------ -- -- -- -- -- -- -- Average

Mode	3	
	Harmonic	
	2400-2483.5_Bluetooth BR_GFSK_CH78_2480MHz	
ANT	7+6	
Pol.	Horizontal	Vertical
Peak Avg	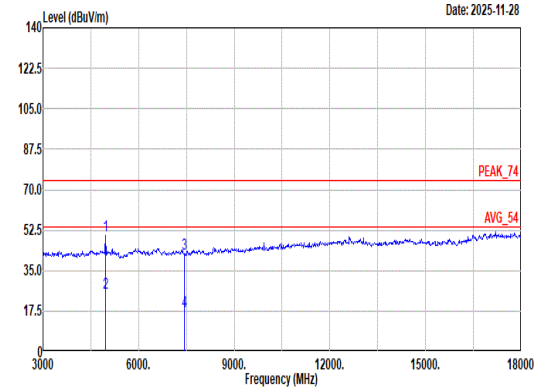 Site : 03CH07-HY Condition: PEAK_74 3m HF_ANT_00066584 HORIZONTAL Freq Level Limit Line Margin Read Level Ant Factor Cable Loss Preamp Factor Aux Factor APos TPos Remark MHz dBuV/m dBuV/m dB dBuV dB/m dB dB dB cm deg 1 4960.00 49.98 74.00 -24.02 60.68 34.32 12.14 58.08 0.92 -- -- Peak 2 4960.00 25.19 54.00 -28.81 -- -- -- -- -- -- -- Average 3 7440.00 42.39 74.00 -31.61 48.62 35.70 14.87 57.91 1.11 -- -- Peak 4 7440.00 17.60 54.00 -36.40 -- -- -- -- -- -- -- Average	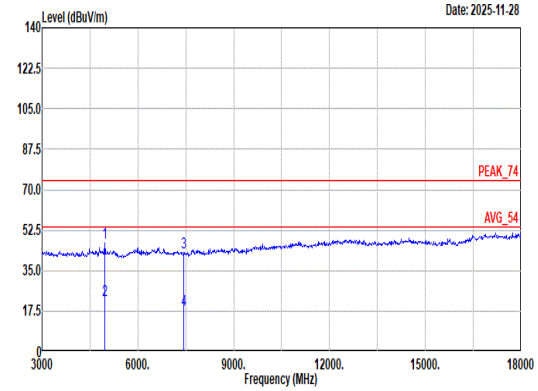 Site : 03CH07-HY Condition: PEAK_74 3m HF_ANT_00066584 VERTICAL Freq Level Limit Line Margin Read Level Ant Factor Cable Loss Preamp Factor Aux Factor APos TPos Remark MHz dBuV/m dBuV/m dB dBuV dB/m dB dB dB cm deg 1 4960.00 47.10 74.00 -26.90 57.80 34.32 12.14 58.08 0.92 -- -- Peak 2 4960.00 22.31 54.00 -31.69 -- -- -- -- -- -- -- Average 3 7440.00 42.53 74.00 -31.47 48.76 35.70 14.87 57.91 1.11 -- -- Peak 4 7440.00 17.74 54.00 -36.26 -- -- -- -- -- -- -- Average

Mode	39	
	SHF	
	2400-2483.5_Bluetooth BR_GFSK_CH78_2480MHz	
ANT	7+6	
Pol.	Horizontal	Vertical
Peak	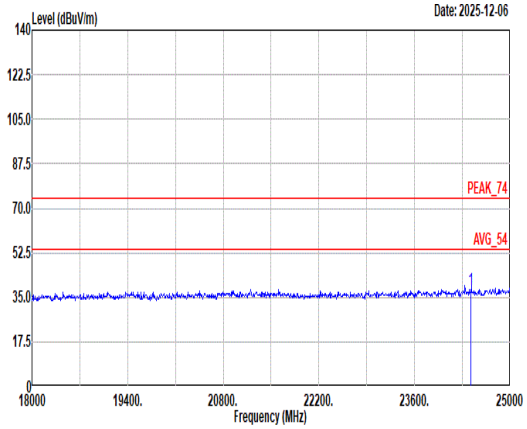 Site : 03CH07-HY Condition: PEAK_74 1m SHF-EHF_9170991 HORIZONTAL Freq Level Limit Line Margin Read Level Ant Factor Cable Loss Preamp Factor Aux Factor APos TPos Remark MHz dBuV/m dBuV/m dB dBuV dB/m dB dB dB cm deg 1 24426.73 37.85 74.00 -36.15 47.71 38.95 18.46 57.73 -9.54 -- -- PEAK	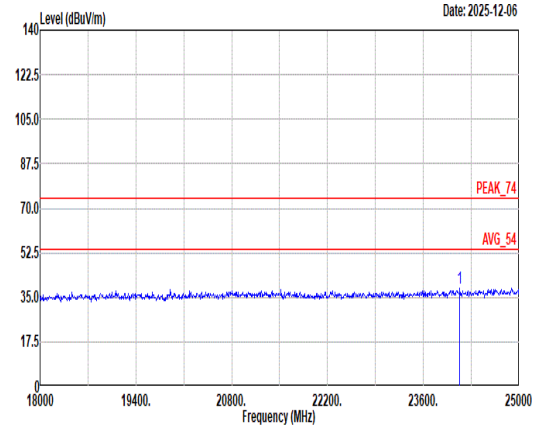 Site : 03CH07-HY Condition: PEAK_74 1m SHF-EHF_9170991 VERTICAL Freq Level Limit Line Margin Read Level Ant Factor Cable Loss Preamp Factor Aux Factor APos TPos Remark MHz dBuV/m dBuV/m dB dBuV dB/m dB dB dB cm deg 1 24132.00 38.66 74.00 -35.34 49.05 38.70 18.30 57.85 -9.54 -- -- PEAK

Mode	40	
	LF	
	2400-2483.5_Bluetooth BR_GFSK_CH78_2480MHz	
ANT	7+6	
Pol.	Horizontal	Vertical
QP/ Peak	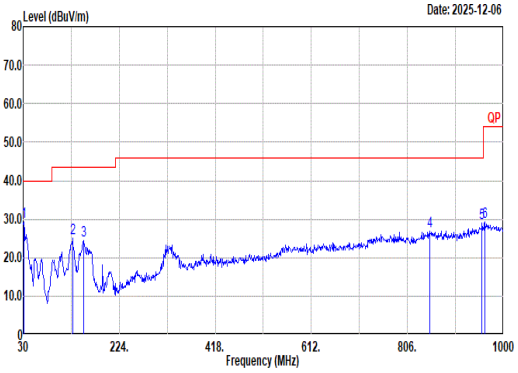	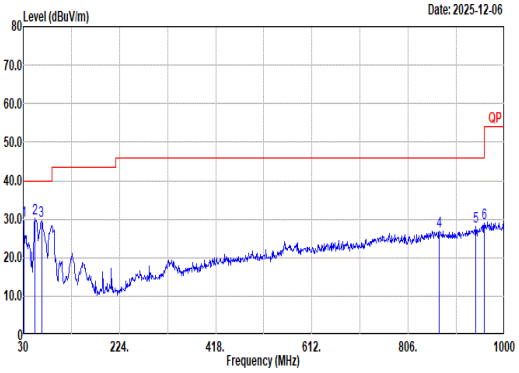

Site : 03CH07-HY
Condition: QP 3m Bilog_35419 HORIZONTAL

	Freq	Level	Limit Line	Margin	Read Level	Ant Factor	Cable Loss	Preamp Factor	Aux Factor	APos	TPos	Remark
	MHz	dBuV/m	dBuV/m	dB	dBuV	dB/m	dB	dB	dB	cm	deg	
1	31.94	29.38	40.00	-10.62	35.25	23.07	1.05	29.99	0.00	100	1	
2	129.91	25.16	43.50	-18.34	35.51	17.54	2.03	29.92	0.00	100	80	
3	152.22	24.51	43.50	-18.99	35.20	16.97	2.18	29.84	0.00	100	76	
4	850.62	26.82	46.00	-19.18	21.88	29.12	5.04	29.22	0.00	100	76	
5	956.35	28.92	46.00	-17.08	21.50	30.80	5.34	28.72	0.00	100	103	
6	962.17	29.32	54.00	-24.68	21.63	31.01	5.36	28.68	0.00	100	26	

Site : 03CH07-HY
Condition: QP 3m Bilog_35419 VERTICAL

	Freq	Level	Limit Line	Margin	Read Level	Ant Factor	Cable Loss	Preamp Factor	Aux Factor	APos	TPos	Remark
	MHz	dBuV/m	dBuV/m	dB	dBuV	dB/m	dB	dB	dB	cm	deg	
1	30.97	29.53	40.00	-10.47	34.84	23.64	1.04	29.99	0.00	100	359	
2	54.25	30.25	40.00	-9.75	46.18	12.73	1.33	29.99	0.00	100	206	
3	66.86	29.63	40.00	-10.37	45.98	12.12	1.47	29.94	0.00	100	41	
4	868.08	26.99	46.00	-19.01	21.86	29.24	5.07	29.18	0.00	100	329	
5	941.80	28.17	46.00	-17.83	21.65	30.05	5.29	28.82	0.00	100	256	
6	959.26	28.93	46.00	-17.07	21.38	30.90	5.35	28.70	0.00	100	343	

Appendix D. Duty Cycle Plots

3DH5 on time (One Pulse) Plot on Channel 39	on time (Count Pulses) Plot on Channel 39
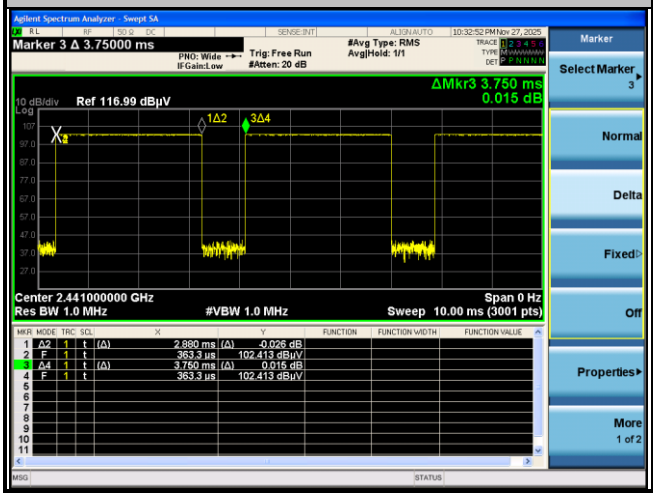	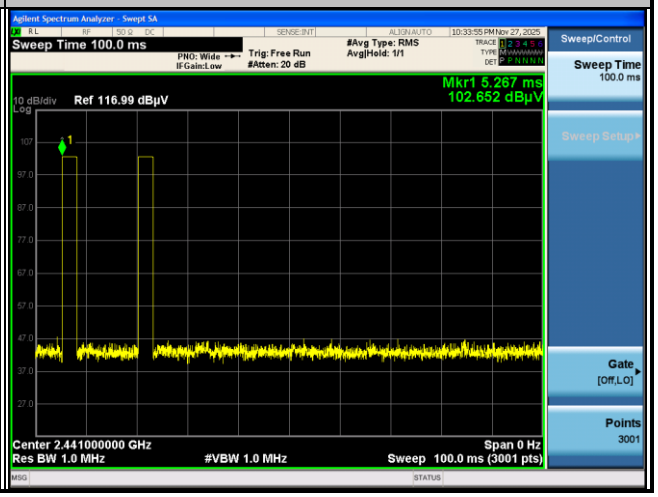

Note:

1. Worst case Duty cycle = on time/100 milliseconds = 2 * 2.88 / 100 = 5.76 %
2. Worst case Duty cycle correction factor = 20*log(Duty cycle) = -24.79 dB
3. 3DH5 has the highest duty cycle worst case and is reported.

Duty Cycle Correction Factor Consideration for AFH mode:

Bluetooth normal hopping rate is 1600Hz and reduced to 800Hz in AFH mode; due to the reduced number of hopping frequencies, with the same packet configuration the dwell time in each channel frequency within 100msec period is longer in AFH mode than normal mode.

In AFH mode, the minimum hopping frequencies are 20, to get the longest dwell time DH5 packet is observed; the on time period to have DH5 packet completing one hopping sequence is

2.89 ms x 20 channels = 57.6 ms

There cannot be 2 complete hopping sequences within 100ms period, considering the random hopping behavior, maximum 2 hops can be possibly observed within the period. [100 ms / 57.6 ms] = 2 hops

Thus, the maximum possible ON time:

2.89ms x 2 = 5.76 ms

Worst case Duty Cycle Correction factor, which is derived from the maximum possible ON time,

20 x log(5.76 ms/100 ms) = -24.76 dB