**12_HAC T-Coil_LTE Band 41_20M_16QAM_1RB_0Offset_Ch40620(Y)**

Communication System: UID 0, LTE-HPUE (0); Frequency: 2593 MHz;Duty Cycle: 1:2.33
Medium: Air Medium parameters used: $\sigma = 0$ S/m, $\varepsilon_r = 1$; $\rho = 0$ kg/m$^3$
Ambient Temperature：23.3 °C;

DASY5 Configuration:
- Probe: AM1DV3 - 3093; Calibrated: 2023/1/31
- Sensor-Surface: 0mm (Fix Surface)
- Electronics: DAE4 Sn1650; Calibrated: 2022/8/5
- Phantom: HAC Test Arch with AMCC; Type: SD HAC P01 BA
- Measurement SW: DASY52, Version 52.10 (4); SEMCAD X Version 14.6.14 (7501)

**Ch40620/y (transversal) 4.2mm 50 x 50/ABM SNR(x,y,z) (13x13x1):** Measurement grid: dx=10mm, dy=10mm
ABM1/ABM2 = 42.61 dB
ABM1 comp = 0.97 dBA/m
Location: 0, -8.3, 3.7 mm




0 dB = 135.1 = 42.61 dB

Test Laboratory: Sporton International Inc. SAR/HAC Testing Lab Date: 2023/4/3

**13_HAC T-Coil_LTE Band 48_20M_QPSK_1RB_0Offset_Ch55830(Z)**

Communication System: UID 0, LTE-TDD (0); Frequency: 3609 MHz;Duty Cycle: 1:1.59
Medium: Air Medium parameters used: $\sigma = 0$ S/m, $\varepsilon_r = 1$; $\rho = 0$ kg/m$^3$
Ambient Temperature：23.3 °C;

DASY5 Configuration:
- Probe: AM1DV3 - 3093; Calibrated: 2023/1/31
- Sensor-Surface: 0mm (Fix Surface)
- Electronics: DAE4 Sn1650; Calibrated: 2022/8/5
- Phantom: HAC Test Arch with AMCC; Type: SD HAC P01 BA
- Measurement SW: DASY52, Version 52.10 (4); SEMCAD X Version 14.6.14 (7501)

**Ch55830/z (axial) 4.2mm 50 x 50/ABM SNR(x,y,z) (13x13x1):** Measurement grid: dx=10mm, dy=10mm
ABM1/ABM2 = 41.17 dB
ABM1 comp = 11.01 dBA/m
Location: 0, -4.2, 3.7 mm




0 dB = 114.4 = 41.17 dB

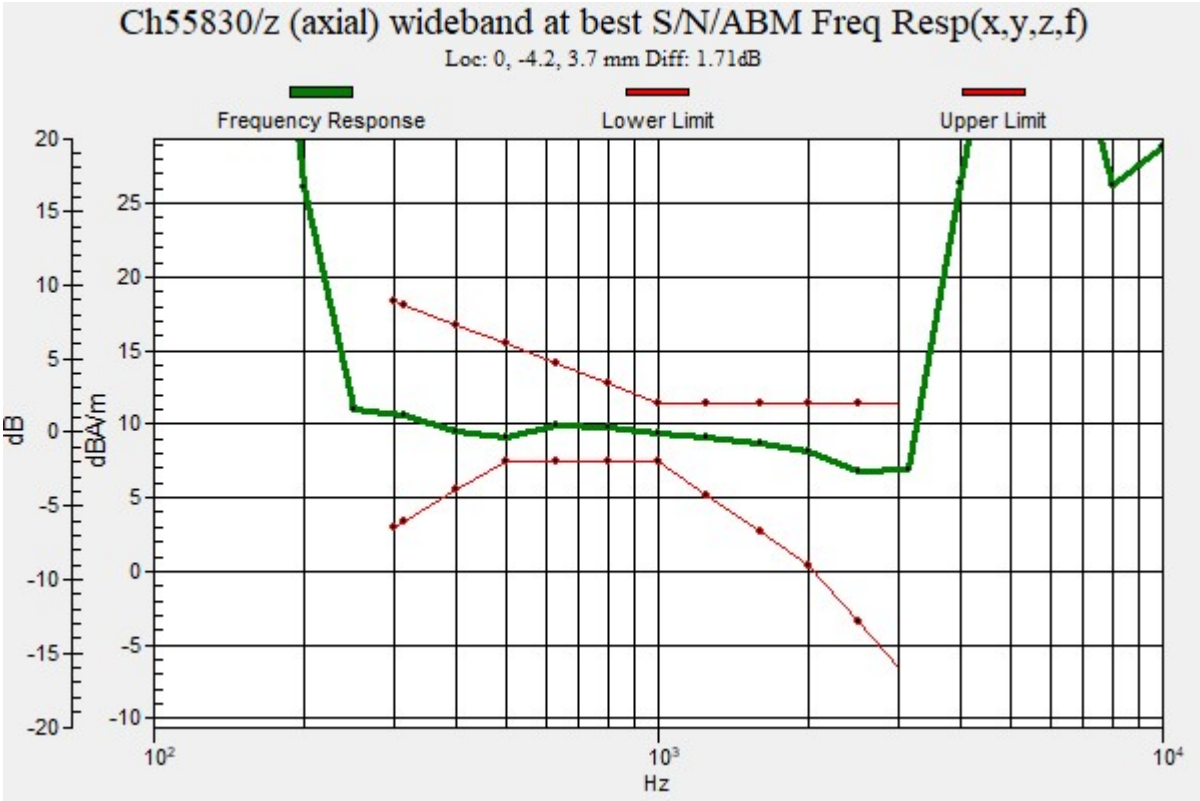
Ch55830/z (axial) wideband at best S/N/ABM Freq Resp(x,y,z,f)
Loc: 0, -4.2, 3.7 mm Diff: 1.71dB
Frequency Response
Lower Limit
Upper Limit
dB
dBA/m
Hz

Test Laboratory: Sporton International Inc. SAR/HAC Testing Lab Date: 2023/4/3

**13_HAC T-Coil_LTE Band 48_20M_QPSK_1RB_0Offset_Ch55830**

Communication System: UID 0, LTE-TDD (0); Frequency: 3609 MHz;Duty Cycle: 1:1.59
Medium: Air Medium parameters used: $\sigma = 0$ S/m, $\varepsilon_r = 1$; $\rho = 0$ kg/m$^3$
Ambient Temperature：23.3 °C;

DASY5 Configuration:
- Probe: AM1DV3 - 3093; Calibrated: 2023/1/31
- Sensor-Surface: 0mm (Fix Surface)
- Electronics: DAE4 Sn1650; Calibrated: 2022/8/5
- Phantom: HAC Test Arch with AMCC; Type: SD HAC P01 BA
- Measurement SW: DASY52, Version 52.10 (4); SEMCAD X Version 14.6.14 (7501)

**Ch55830/y (transversal) 4.2mm 50 x 50/ABM SNR(x,y,z) (13x13x1):** Measurement grid: dx=10mm, dy=10mm
ABM1/ABM2 = 48.91 dB
ABM1 comp = 1.70 dBA/m
Location: -4.2, -12.5, 3.7 mm

0 dB = 279.1 = 48.91 dB

Test Laboratory: Sporton International Inc. SAR/HAC Testing Lab Date: 2023/4/3

**14_HAC T-Coil_LTE Band 71_20M_16QAM_1RB_0Offset_Ch133322(Z)**

Communication System: UID 0, LTE-FDD (0); Frequency: 683 MHz;Duty Cycle: 1:1
Medium: Air Medium parameters used: $\sigma = 0$ S/m, $\varepsilon_r = 1$; $\rho = 0$ kg/m$^3$
Ambient Temperature：23.3 °C;

DASY5 Configuration:
- Probe: AM1DV3 - 3093; Calibrated: 2023/1/31
- Sensor-Surface: 0mm (Fix Surface)
- Electronics: DAE4 Sn1650; Calibrated: 2022/8/5
- Phantom: HAC Test Arch with AMCC; Type: SD HAC P01 BA
- Measurement SW: DASY52, Version 52.10 (4); SEMCAD X Version 14.6.14 (7501)

**Ch133322/z (axial) 4.2mm 50 x 50/ABM SNR(x,y,z) (13x13x1):** Measurement grid: dx=10mm, dy=10mm
ABM1/ABM2 = 53.02 dB
ABM1 comp = 8.24 dBA/m
Location: 0, 0, 3.7 mm




0 dB = 447.8 = 53.02 dB

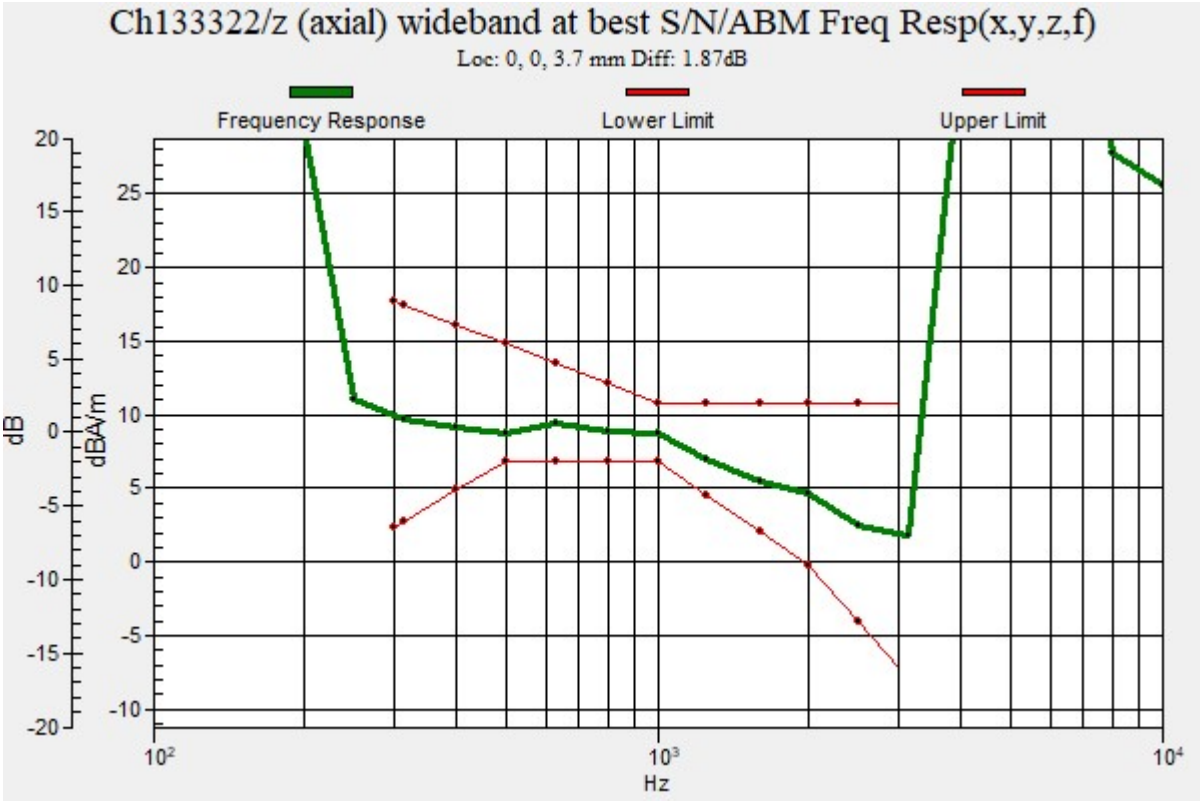
Ch133322/z (axial) wideband at best S/N/ABM Freq Resp(x,y,z,f)
Loc: 0, 0, 3.7 mm Diff: 1.87dB
Frequency Response
Lower Limit
Upper Limit
dB
dBA/m
Hz

Test Laboratory: Sporton International Inc. SAR/HAC Testing Lab Date: 2023/4/3

**14_HAC T-Coil_LTE Band 71_20M_16QAM_1RB_0Offset_Ch133322(Y)**

Communication System: UID 0, LTE-FDD (0); Frequency: 683 MHz;Duty Cycle: 1:1
Medium: Air Medium parameters used: $\sigma = 0$ S/m, $\varepsilon_r = 1$; $\rho = 0$ kg/m$^3$
Ambient Temperature：23.3 °C;

DASY5 Configuration:
- Probe: AM1DV3 - 3093; Calibrated: 2023/1/31
- Sensor-Surface: 0mm (Fix Surface)
- Electronics: DAE4 Sn1650; Calibrated: 2022/8/5
- Phantom: HAC Test Arch with AMCC; Type: SD HAC P01 BA
- Measurement SW: DASY52, Version 52.10 (4); SEMCAD X Version 14.6.14 (7501)

**Ch133322/y (transversal) 4.2mm 50 x 50/ABM SNR(x,y,z) (13x13x1):** Measurement grid: dx=10mm, dy=10mm
ABM1/ABM2 = 51.58 dB
ABM1 comp = 0.11 dBA/m
Location: 0, -12.5, 3.7 mm




0 dB = 379.2 = 51.58 dB

**20_HAC T-Coil_LTE Band 41_20M_16QAM_1RB_0Offset_Ch40620(Z)**

Communication System: UID 0, LTE-HPUE (0); Frequency: 2593 MHz;Duty Cycle: 1:2.33
Medium: Air Medium parameters used: $\sigma = 0$ S/m, $\varepsilon_r = 1$; $\rho = 0$ kg/m$^3$
Ambient Temperature：23.3 °C;

DASY5 Configuration:
- Probe: AM1DV3 - 3093; Calibrated: 2023/1/31
- Sensor-Surface: 0mm (Fix Surface)
- Electronics: DAE4 Sn1650; Calibrated: 2022/8/5
- Phantom: HAC Test Arch with AMCC; Type: SD HAC P01 BA
- Measurement SW: DASY52, Version 52.10 (4); SEMCAD X Version 14.6.14 (7501)

**Ch40620/z (axial) 4.2mm 50 x 50/ABM SNR(x,y,z) (13x13x1):** Measurement grid: dx=10mm, dy=10mm
ABM1/ABM2 = 37.57 dB
ABM1 comp = 8.77 dBA/m
Location: -4.2, -4.2, 3.7 mm




0 dB = 60.03 = 35.57 dB

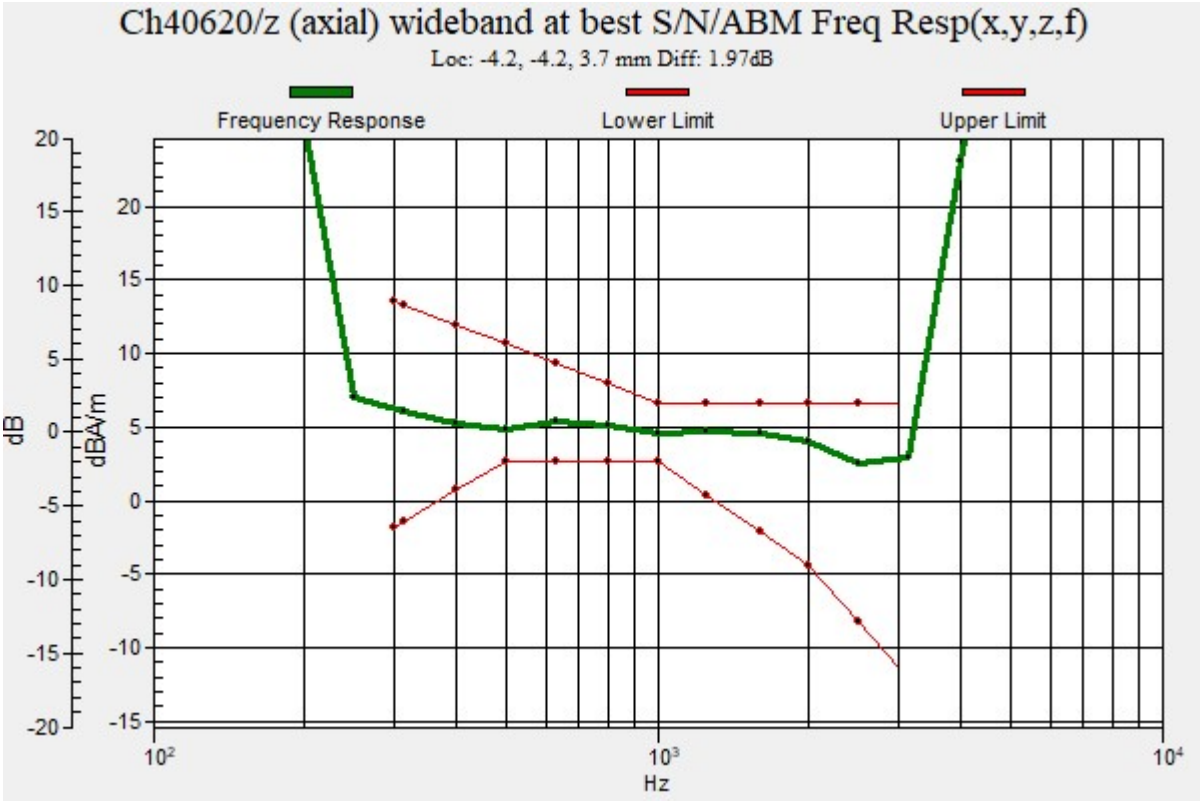
Ch40620/z (axial) wideband at best S/N/ABM Freq Resp(x,y,z,f)
Loc: -4.2, -4.2, 3.7 mm Diff: 1.97dB
Frequency Response
Lower Limit
Upper Limit
dB
dBA/m
Hz

**20_HAC T-Coil_LTE Band 41_20M_16QAM_1RB_0Offset_Ch40620(Y)**

Communication System: UID 0, LTE-HPUE (0); Frequency: 2593 MHz;Duty Cycle: 1:2.33
Medium: Air Medium parameters used: $\sigma = 0$ S/m, $\varepsilon_r = 1$; $\rho = 0$ kg/m$^3$
Ambient Temperature：23.3 °C;

DASY5 Configuration:
- Probe: AM1DV3 - 3093; Calibrated: 2023/1/31
- Sensor-Surface: 0mm (Fix Surface)
- Electronics: DAE4 Sn1650; Calibrated: 2022/8/5
- Phantom: HAC Test Arch with AMCC; Type: SD HAC P01 BA
- Measurement SW: DASY52, Version 52.10 (4); SEMCAD X Version 14.6.14 (7501)

**Ch40620/y (transversal) 4.2mm 50 x 50/ABM SNR(x,y,z) (13x13x1):** Measurement grid: dx=10mm, dy=10mm
ABM1/ABM2 = 46.44 dB
ABM1 comp = 4.55 dBA/m
Location: 0, -8.3, 3.7 mm




0 dB = 209.8 = 46.44 dB

**21_HAC T-Coil_LTE Band 41_20M_16QAM_1RB_0Offset_Ch40620(Z)**

Communication System: UID 0, LTE-HPUE (0); Frequency: 2593 MHz;Duty Cycle: 1:2.33
Medium: Air Medium parameters used: $\sigma = 0$ S/m, $\varepsilon_r = 1$; $\rho = 0$ kg/m$^3$
Ambient Temperature：23.3 °C;

DASY5 Configuration:
- Probe: AM1DV3 - 3093; Calibrated: 2023/1/31
- Sensor-Surface: 0mm (Fix Surface)
- Electronics: DAE4 Sn1650; Calibrated: 2022/8/5
- Phantom: HAC Test Arch with AMCC; Type: SD HAC P01 BA
- Measurement SW: DASY52, Version 52.10 (4); SEMCAD X Version 14.6.14 (7501)

**Ch40620/z (axial) 4.2mm 50 x 50/ABM SNR(x,y,z) (13x13x1):** Measurement grid: dx=10mm, dy=10mm
ABM1/ABM2 = 37.97 dB
ABM1 comp = 7.02 dBA/m
Location: -4.2, -4.2, 3.7 mm

0 dB = 56.07 = 34.97 dB

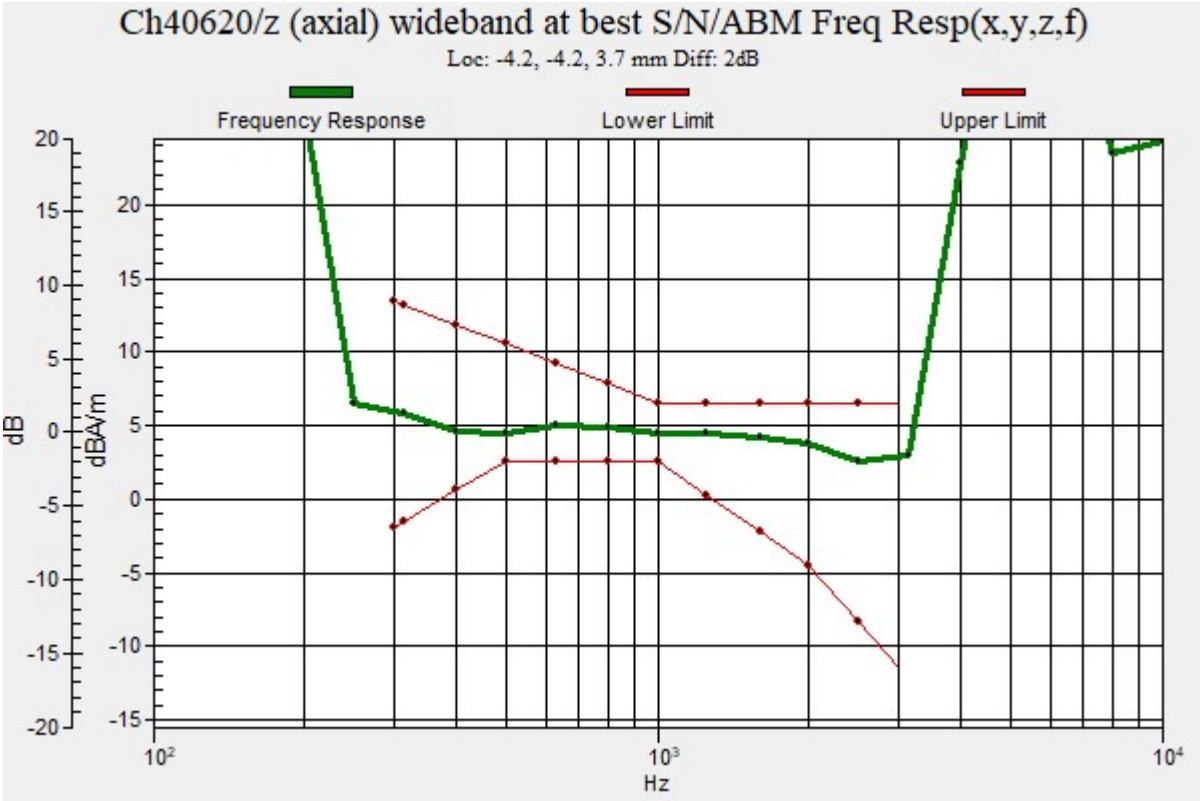
Ch40620/z (axial) wideband at best S/N/ABM Freq Resp(x,y,z,f)
Loc: -4.2, -4.2, 3.7 mm Diff: 2dB
Frequency Response
Lower Limit
Upper Limit
dB
dBA/m
Hz

**21_HAC T-Coil_LTE Band 41_20M_16QAM_1RB_0Offset_Ch40620(Y)**

Communication System: UID 0, LTE-HPUE (0); Frequency: 2593 MHz;Duty Cycle: 1:2.33
Medium: Air Medium parameters used: $\sigma = 0$ S/m, $\varepsilon_r = 1$; $\rho = 0$ kg/m$^3$
Ambient Temperature：23.3 °C;

DASY5 Configuration:
- Probe: AM1DV3 - 3093; Calibrated: 2023/1/31
- Sensor-Surface: 0mm (Fix Surface)
- Electronics: DAE4 Sn1650; Calibrated: 2022/8/5
- Phantom: HAC Test Arch with AMCC; Type: SD HAC P01 BA
- Measurement SW: DASY52, Version 52.10 (4); SEMCAD X Version 14.6.14 (7501)

**Ch40620/y (transversal) 4.2mm 50 x 50/ABM SNR(x,y,z) (13x13x1):** Measurement grid: dx=10mm, dy=10mm
ABM1/ABM2 = 45.93 dB
ABM1 comp = 3.42 dBA/m
Location: 4.2, -8.3, 3.7 mm




0 dB = 197.8 = 45.93 dB

Test Laboratory: Sporton International Inc. SAR/HAC Testing Lab Date: 2023/3/29

**15_HAC T-Coil_WLAN2.4G_802.11b 1Mbps_Ch6(Z)**

Communication System: UID 0, WLAN2.4GHz (0); Frequency: 2437 MHz;Duty Cycle: 1:1
Medium: Air Medium parameters used: $\sigma = 0$ S/m, $\varepsilon_r = 1$; $\rho = 0$ kg/m$^3$
Ambient Temperature：23.3 °C;

DASY5 Configuration:
- Probe: AM1DV3 - 3093; Calibrated: 2023/1/31
- Sensor-Surface: 0mm (Fix Surface)
- Electronics: DAE4 Sn1650; Calibrated: 2022/8/5
- Phantom: HAC Test Arch with AMCC; Type: SD HAC P01 BA
- Measurement SW: DASY52, Version 52.10 (4); SEMCAD X Version 14.6.14 (7501)

**Ch6/z (axial) 4.2mm 50 x 50/ABM SNR(x,y,z) (13x13x1):** Measurement grid: dx=10mm, dy=10mm
ABM1/ABM2 = 47.64 dB
ABM1 comp = 3.93 dBA/m
Location: -4.2, 0, 3.7 mm




0 dB = 241.0 = 47.64 dB

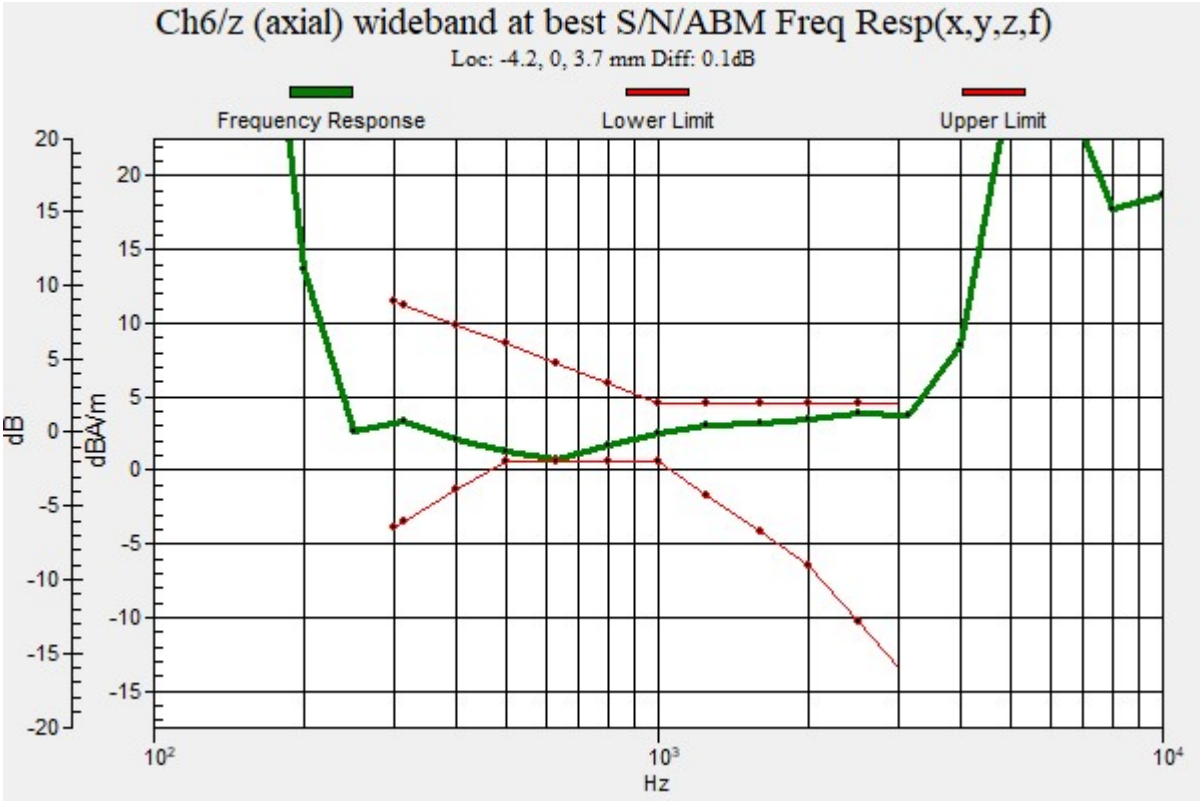
Ch6/z (axial) wideband at best S/N/ABM Freq Resp(x,y,z,f)
Loc: -4.2, 0, 3.7 mm Diff: 0.1dB
Frequency Response
Lower Limit
Upper Limit
dB
dBA/m
Hz

Test Laboratory: Sporton International Inc. SAR/HAC Testing Lab Date: 2023/4/3

**15_HAC T-Coil_WLAN2.4G_802.11b 1Mbps_Ch6(Y)**

Communication System: UID 0, WLAN2.4GHz (0); Frequency: 2437 MHz;Duty Cycle: 1:1
Medium: Air Medium parameters used: $\sigma = 0$ S/m, $\varepsilon_r = 1$; $\rho = 0$ kg/m$^3$
Ambient Temperature：23.3 °C;

DASY5 Configuration:
- Probe: AM1DV3 - 3093; Calibrated: 2023/1/31
- Sensor-Surface: 0mm (Fix Surface)
- Electronics: DAE4 Sn1650; Calibrated: 2022/8/5
- Phantom: HAC Test Arch with AMCC; Type: SD HAC P01 BA
- Measurement SW: DASY52, Version 52.10 (4); SEMCAD X Version 14.6.14 (7501)

**Ch6/y (transversal) 4.2mm 50 x 50/ABM SNR(x,y,z) (13x13x1):** Measurement grid: dx=10mm, dy=10mm
ABM1/ABM2 = 46.10 dB
ABM1 comp = 4.27 dBA/m
Location: 0, -8.3, 3.7 mm




0 dB = 201.8 = 46.10 dB

Test Laboratory: Sporton International Inc. SAR/HAC Testing Lab Date: 2023/4/3

**16_HAC T-Coil_WLAN5G_802.11a 6Mbps_Ch40(Z)**

Communication System: UID 0, WLAN5GHz (0); Frequency: 5200 MHz;Duty Cycle: 1:1
Medium: Air Medium parameters used: $\sigma = 0$ S/m, $\varepsilon_r = 1$; $\rho = 0$ kg/m$^3$
Ambient Temperature：23.3 °C;

DASY5 Configuration:
- Probe: AM1DV3 - 3093; Calibrated: 2023/1/31
- Sensor-Surface: 0mm (Fix Surface)
- Electronics: DAE4 Sn1650; Calibrated: 2022/8/5
- Phantom: HAC Test Arch with AMCC; Type: SD HAC P01 BA
- Measurement SW: DASY52, Version 52.10 (4); SEMCAD X Version 14.6.14 (7501)

**Ch40/z (axial) 4.2mm 50 x 50/ABM SNR(x,y,z) (13x13x1):** Measurement grid: dx=10mm, dy=10mm
ABM1/ABM2 = 45.36 dB
ABM1 comp = 7.02 dBA/m
Location: 0, 0, 3.7 mm




0 dB = 185.4 = 45.36 dB

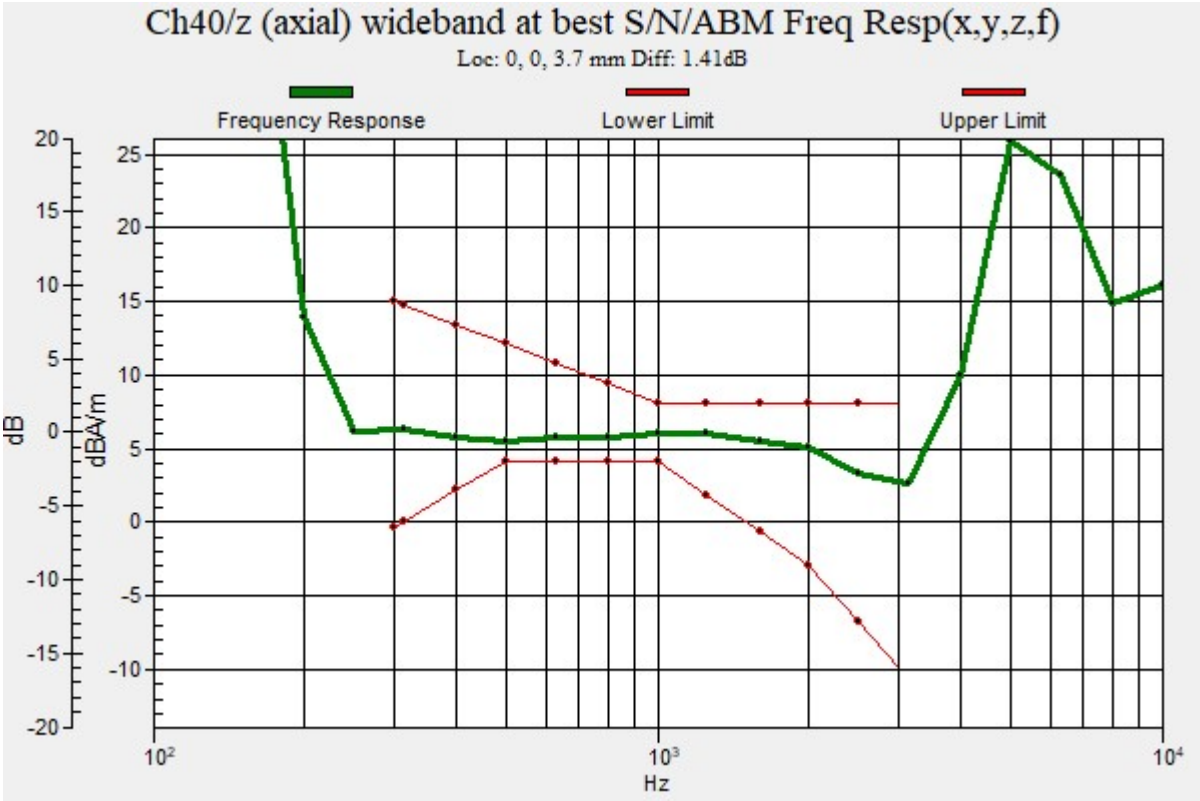
Ch40/z (axial) wideband at best S/N/ABM Freq Resp(x,y,z,f)
Loc: 0, 0, 3.7 mm Diff: 1.41dB
Frequency Response
Lower Limit
Upper Limit
dB
dBA/m
Hz
20
15
10
5
0
-5
-10
-15
-20
25
20
15
10
5
0
-5
-10
$10^2$
$10^3$
$10^4$

**16_HAC T-Coil_WLAN5G_802.11a 6Mbps_Ch40(Y)**

Communication System: UID 0, WLAN5GHz (0); Frequency: 5200 MHz;Duty Cycle: 1:1
Medium: Air Medium parameters used: $\sigma = 0$ S/m, $\varepsilon_r = 1$; $\rho = 0$ kg/m$^3$
Ambient Temperature：23.3 °C;

DASY5 Configuration:
- Probe: AM1DV3 - 3093; Calibrated: 2023/1/31
- Sensor-Surface: 0mm (Fix Surface)
- Electronics: DAE4 Sn1650; Calibrated: 2022/8/5
- Phantom: HAC Test Arch with AMCC; Type: SD HAC P01 BA
- Measurement SW: DASY52, Version 52.10 (4); SEMCAD X Version 14.6.14 (7501)

**Ch40/y (transversal) 4.2mm 50 x 50/ABM SNR(x,y,z) (13x13x1):** Measurement grid: dx=10mm, dy=10mm
ABM1/ABM2 = 47.87 dB
ABM1 comp = 4.19 dBA/m
Location: 0, -8.3, 3.7 mm




0 dB = 247.5 = 47.87 dB

Test Laboratory: Sporton International Inc. SAR/HAC Testing Lab Date: 2023/4/3

**17_HAC T-Coil_WLAN5G_802.11a 6Mbps_Ch60(Z)**

Communication System: UID 0, WLAN5GHz (0); Frequency: 5300 MHz;Duty Cycle: 1:1
Medium: Air Medium parameters used: $\sigma = 0$ S/m, $\varepsilon_r = 1$; $\rho = 0$ kg/m$^3$
Ambient Temperature：23.3 °C;

DASY5 Configuration:
- Probe: AM1DV3 - 3093; Calibrated: 2023/1/31
- Sensor-Surface: 0mm (Fix Surface)
- Electronics: DAE4 Sn1650; Calibrated: 2022/8/5
- Phantom: HAC Test Arch with AMCC; Type: SD HAC P01 BA
- Measurement SW: DASY52, Version 52.10 (4); SEMCAD X Version 14.6.14 (7501)

**Ch60/z (axial) 4.2mm 50 x 50/ABM SNR(x,y,z) (13x13x1):** Measurement grid: dx=10mm, dy=10mm
ABM1/ABM2 = 44.29 dB
ABM1 comp = 7.05 dBA/m
Location: 0, -4.2, 3.7 mm

0 dB = 163.8 = 44.29 dB

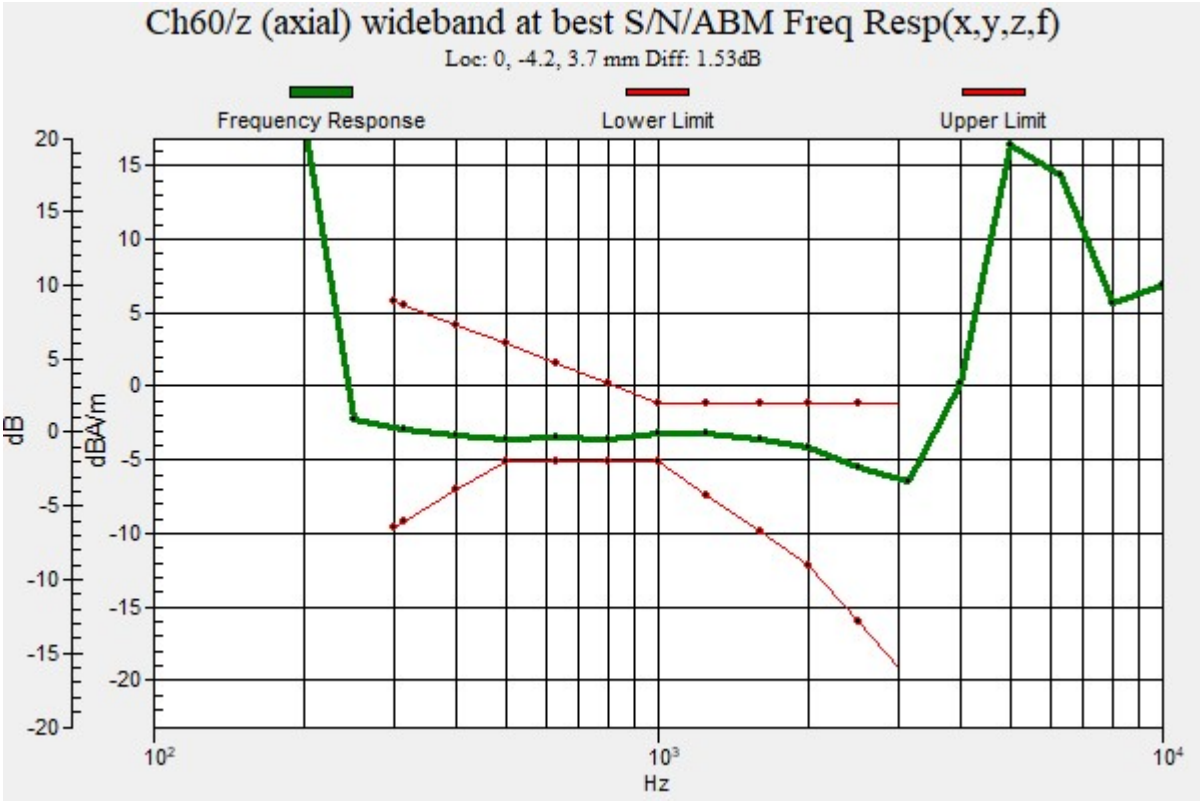
Ch60/z (axial) wideband at best S/N/ABM Freq Resp(x,y,z,f)
Loc: 0, -4.2, 3.7 mm Diff: 1.53dB
Frequency Response
Lower Limit
Upper Limit
dB
dBA/m
Hz

Test Laboratory: Sporton International Inc. SAR/HAC Testing Lab Date: 2023/4/3

**17_HAC T-Coil_WLAN5G_802.11a 6Mbps_Ch60(Y)**

Communication System: UID 0, WLAN5GHz (0); Frequency: 5300 MHz;Duty Cycle: 1:1
Medium: Air Medium parameters used: $\sigma = 0$ S/m, $\varepsilon_r = 1$; $\rho = 0$ kg/m$^3$
Ambient Temperature：23.3 °C;

DASY5 Configuration:
- Probe: AM1DV3 - 3093; Calibrated: 2023/1/31
- Sensor-Surface: 0mm (Fix Surface)
- Electronics: DAE4 Sn1650; Calibrated: 2022/8/5
- Phantom: HAC Test Arch with AMCC; Type: SD HAC P01 BA
- Measurement SW: DASY52, Version 52.10 (4); SEMCAD X Version 14.6.14 (7501)

**Ch60/y (transversal) 4.2mm 50 x 50/ABM SNR(x,y,z) (13x13x1):** Measurement grid: dx=10mm, dy=10mm
ABM1/ABM2 = 45.50 dB
ABM1 comp = 3.99 dBA/m
Location: 0, -8.3, 3.7 mm




0 dB = 188.4 = 45.50 dB

Test Laboratory: Sporton International Inc. SAR/HAC Testing Lab Date: 2023/4/3

**18_HAC T-Coil_WLAN5G_802.11a 6Mbps_Ch116(Z)**

Communication System: UID 0, WLAN5GHz (0); Frequency: 5580 MHz;Duty Cycle: 1:1
Medium: Air Medium parameters used: $\sigma = 0$ S/m, $\varepsilon_r = 1$; $\rho = 0$ kg/m$^3$
Ambient Temperature：23.3 °C;

DASY5 Configuration:
- Probe: AM1DV3 - 3093; Calibrated: 2023/1/31
- Sensor-Surface: 0mm (Fix Surface)
- Electronics: DAE4 Sn1650; Calibrated: 2022/8/5
- Phantom: HAC Test Arch with AMCC; Type: SD HAC P01 BA
- Measurement SW: DASY52, Version 52.10 (4); SEMCAD X Version 14.6.14 (7501)

**Ch116/z (axial) 4.2mm 50 x 50/ABM SNR(x,y,z) (13x13x1):** Measurement grid: dx=10mm, dy=10mm
ABM1/ABM2 = 47.50 dB
ABM1 comp = 6.82 dBA/m
Location: 0, 0, 3.7 mm




0 dB = 237.1 = 47.50 dB

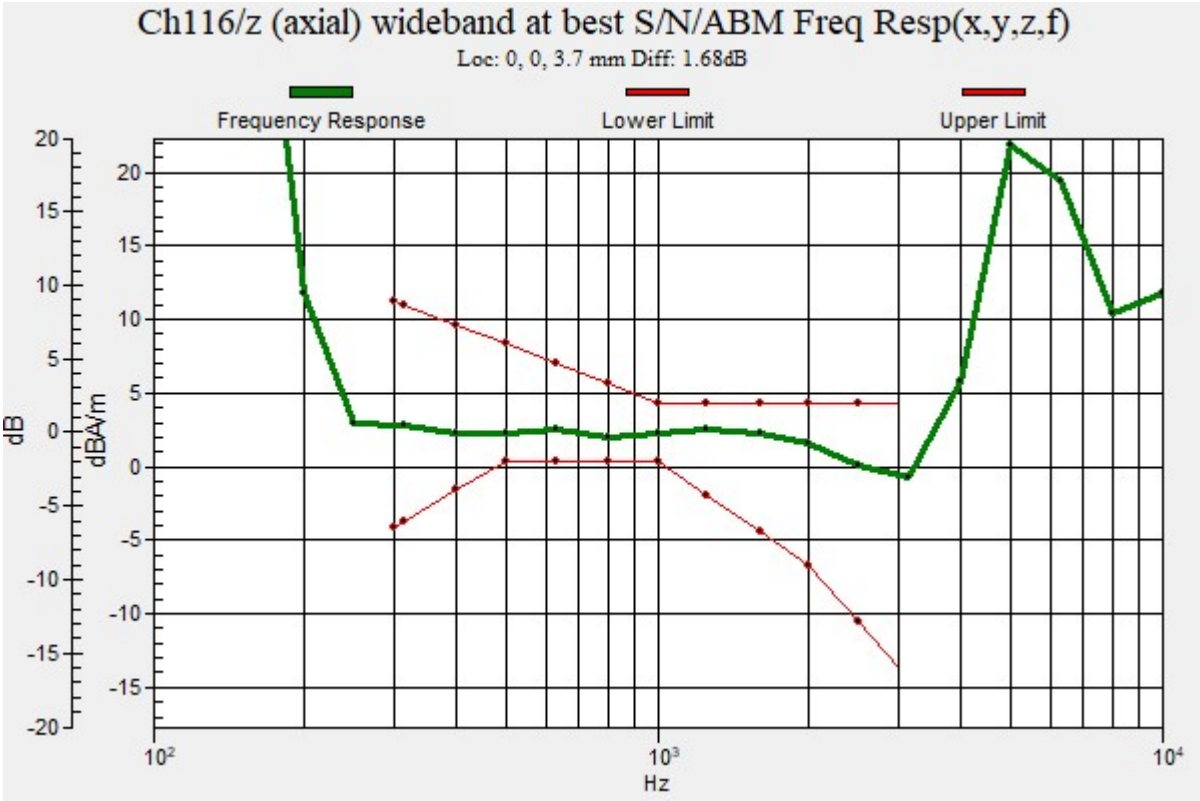
Ch116/z (axial) wideband at best S/N/ABM Freq Resp(x,y,z,f)
Loc: 0, 0, 3.7 mm Diff: 1.68dB
Frequency Response
Lower Limit
Upper Limit
dB
dBA/m
Hz

**18_HAC T-Coil_WLAN5G_802.11a 6Mbps_Ch116(Y)**

Communication System: UID 0, WLAN5GHz (0); Frequency: 5580 MHz;Duty Cycle: 1:1
Medium: Air Medium parameters used: $\sigma = 0$ S/m, $\varepsilon_r = 1$; $\rho = 0$ kg/m$^3$
Ambient Temperature：23.3 °C;

DASY5 Configuration:
- Probe: AM1DV3 - 3093; Calibrated: 2023/1/31
- Sensor-Surface: 0mm (Fix Surface)
- Electronics: DAE4 Sn1650; Calibrated: 2022/8/5
- Phantom: HAC Test Arch with AMCC; Type: SD HAC P01 BA
- Measurement SW: DASY52, Version 52.10 (4); SEMCAD X Version 14.6.14 (7501)

**Ch116/y (transversal) 4.2mm 50 x 50/ABM SNR(x,y,z) (13x13x1):** Measurement grid: dx=10mm, dy=10mm
ABM1/ABM2 = 43.29 dB
ABM1 comp = -0.29 dBA/m
Location: 8.3, -8.3, 3.7 mm




0 dB = 146.1 = 43.29 dB

Test Laboratory: Sporton International Inc. SAR/HAC Testing Lab Date: 2023/4/3

**19_HAC T-Coil_WLAN5G_802.11a 6Mbps_Ch157(Z)**

Communication System: UID 0, WLAN5GHz (0); Frequency: 5785 MHz;Duty Cycle: 1:1
Medium: Air Medium parameters used: $\sigma = 0$ S/m, $\varepsilon_r = 1$; $\rho = 0$ kg/m$^3$
Ambient Temperature：23.3 °C;

DASY5 Configuration:
- Probe: AM1DV3 - 3093; Calibrated: 2023/1/31
- Sensor-Surface: 0mm (Fix Surface)
- Electronics: DAE4 Sn1650; Calibrated: 2022/8/5
- Phantom: HAC Test Arch with AMCC; Type: SD HAC P01 BA
- Measurement SW: DASY52, Version 52.10 (4); SEMCAD X Version 14.6.14 (7501)

**Ch157/z (axial) 4.2mm 50 x 50/ABM SNR(x,y,z) (13x13x1):** Measurement grid: dx=10mm, dy=10mm
ABM1/ABM2 = 47.51 dB
ABM1 comp = 4.80 dBA/m
Location: 4.2, -4.2, 3.7 mm




0 dB = 237.3 = 47.51 dB

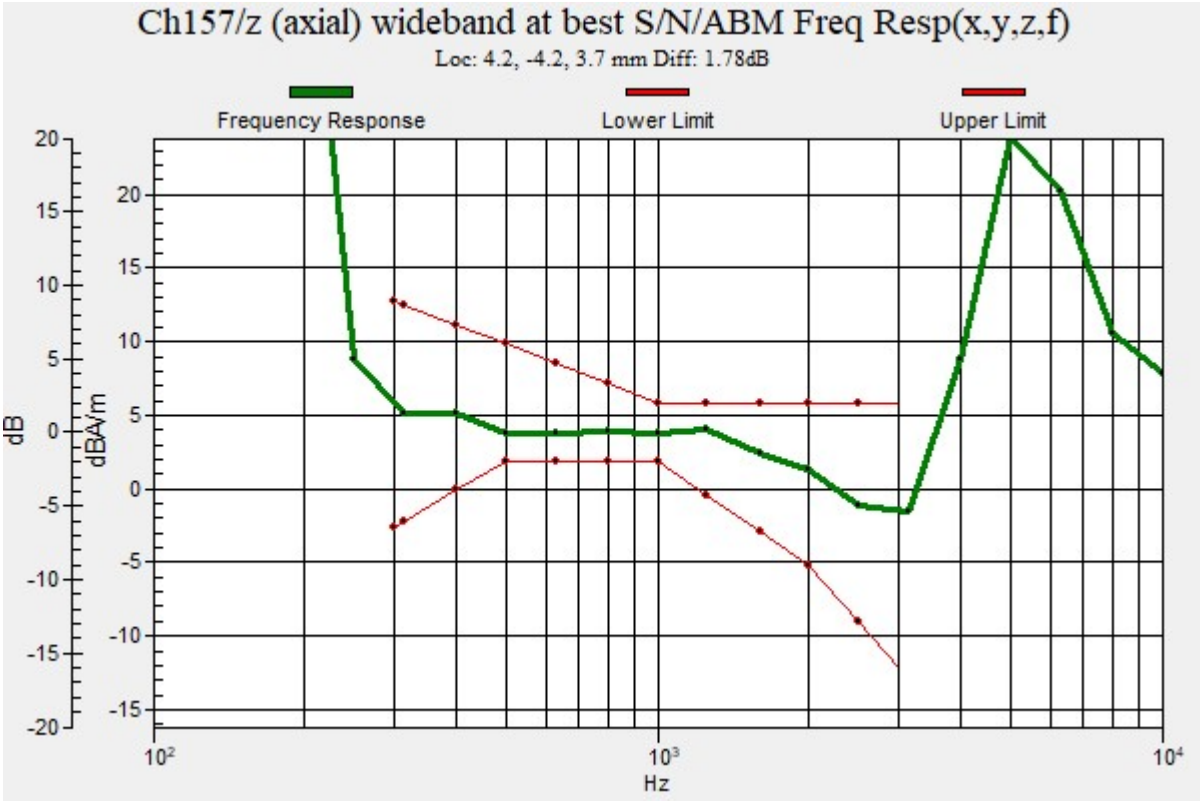
Ch157/z (axial) wideband at best S/N/ABM Freq Resp(x,y,z,f)
Loc: 4.2, -4.2, 3.7 mm Diff: 1.78dB
Frequency Response
Lower Limit
Upper Limit
dB
dBA/m
Hz

Test Laboratory: Sporton International Inc. SAR/HAC Testing Lab Date: 2023/4/3

**19_HAC T-Coil_WLAN5G_802.11a 6Mbps_Ch157(Y)**

Communication System: UID 0, WLAN5GHz (0); Frequency: 5785 MHz;Duty Cycle: 1:1
Medium: Air Medium parameters used: $\sigma = 0$ S/m, $\varepsilon_r = 1$; $\rho = 0$ kg/m$^3$
Ambient Temperature：23.3 °C;

DASY5 Configuration:
- Probe: AM1DV3 - 3093; Calibrated: 2023/1/31
- Sensor-Surface: 0mm (Fix Surface)
- Electronics: DAE4 Sn1650; Calibrated: 2022/8/5
- Phantom: HAC Test Arch with AMCC; Type: SD HAC P01 BA
- Measurement SW: DASY52, Version 52.10 (4); SEMCAD X Version 14.6.14 (7501)

**Ch157/y (transversal) 4.2mm 50 x 50/ABM SNR(x,y,z) (13x13x1):** Measurement grid: dx=10mm, dy=10mm
ABM1/ABM2 = 50.25 dB
ABM1 comp = 0.80 dBA/m
Location: 4.2, -12.5, 3.7 mm




0 dB = 325.6 = 50.25 dB

## 20_HAC_T-Coil_WLAN6GHz_802.11ax-HE20_Ch5_Axial (Z)

Communication System: 802.11ax; Frequency: 5975 MHz
Medium: Air Medium parameters used: $\sigma = 0$ S/m, $\varepsilon_r = 1$; $\rho = 0$ kg/m$^3$
Ambient Temperature：23.1 ℃

DASY5 Configuration:
- Probe: AM1DV3 - 3130; ; Calibrated: 2022/8/26
- Sensor-Surface: 0mm (Fix Surface)
- Electronics: DAE3 Sn577; Calibrated: 2022/9/21
- Phantom: HAC Test Arch with AMCC; Type: SD HAC P01 BA;
- Measurement SW: DASY52, Version 52.10 (4);SEMCAD X Version 14.6.14 (7501)

**General Scans/z (axial) 4.2mm 50 x 50/ABM Interpolated SNR(x,y,z) (121x121x1):** Interpolated grid: dx=1.000 mm, dy=1.000 mm
ABM1/ABM2 = 47.25 dB
ABM1 comp = 4.52 dBA/m
Location: -2.6, -3.8, 3.7 mm

0 dB = 325.4 = 50.25 dB

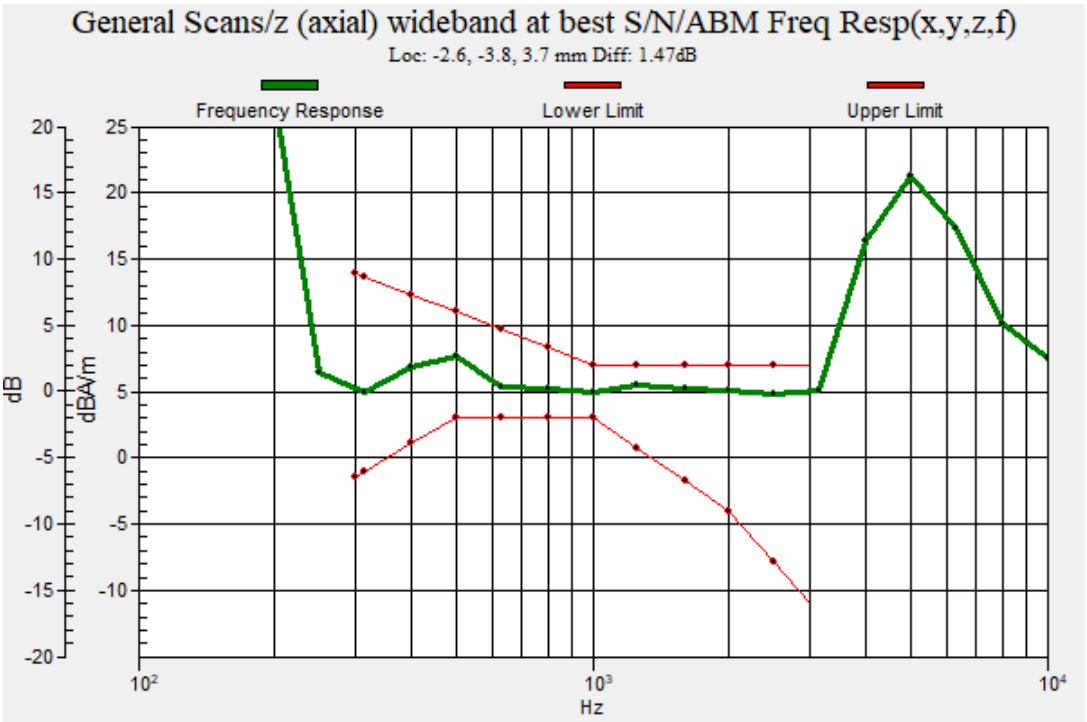

## 20_HAC_T-Coil_WLAN6GHz_802.11ax-HE20_Ch5_Transversal (Y)

Communication System: 802.11ax; Frequency: 5975 MHz
Medium: Air Medium parameters used: $\sigma = 0$ S/m, $\varepsilon_r = 1$; $\rho = 0$ kg/m$^3$
Ambient Temperature：23.1 ℃

DASY5 Configuration:
- Probe: AM1DV3 - 3130; ; Calibrated: 2022/8/26
- Sensor-Surface: 0mm (Fix Surface)
- Electronics: DAE3 Sn577; Calibrated: 2022/9/21
- Phantom: HAC Test Arch with AMCC; Type: SD HAC P01 BA;
- Measurement SW: DASY52, Version 52.10 (4);SEMCAD X Version 14.6.14 (7501)

**General Scans/y (transversal) 4.2mm 50 x 50/ABM Interpolated SNR(x,y,z) (121x121x1):** Interpolated grid: dx=1.000 mm, dy=1.000 mm
ABM1/ABM2 = 52.06 dB
ABM1 comp = 2.18 dBA/m
Location: -2.3, 3.7, 3.7 mm

0 dB = 400.8 = 52.06 dB