N71(20M)_DFT-s-OFDM_PI_2-BPSK_Outer_Full_Mid_CH

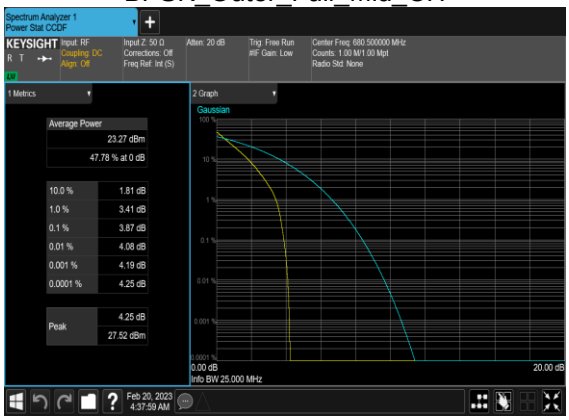

N71(20M)_DFT-s-OFDM_PI_2-BPSK_Edge_1RB_Left_Mid_CH

N71(20M)_DFT-s-OFDM_QPSK_Outer_Full_Mid_CH

N71(20M)_DFT-s-OFDM_QPSK_Edge_1RB_Left_Mid_CH

Occupied Bandwidth

NR Band	SCS (kHz)	Bandwidth (MHz)	Arfcn	Freq (MHz)	Modulation	RB	OBW (MHz)	26dB BW (MHz)
71	15	5	136100	680.5	CP-OFDM QPSK	25@0	4.4645	4.885
71	15	5	136100	680.5	CP-OFDM 16 QAM	25@0	4.4694	4.918
71	15	5	136100	680.5	CP-OFDM 64 QAM	25@0	4.4622	4.882
71	15	5	136100	680.5	CP-OFDM 256 QAM	25@0	4.4731	4.904
71	15	10	136100	680.5	CP-OFDM QPSK	52@0	9.2634	9.865
71	15	10	136100	680.5	CP-OFDM 16 QAM	52@0	9.2825	9.828
71	15	10	136100	680.5	CP-OFDM 64 QAM	52@0	9.2729	9.757
71	15	10	136100	680.5	CP-OFDM 256 QAM	52@0	9.2669	9.849
71	15	15	136100	680.5	CP-OFDM QPSK	79@0	14.074	14.72
71	15	15	136100	680.5	CP-OFDM 16 QAM	79@0	14.072	14.69
71	15	15	136100	680.5	CP-OFDM 64 QAM	79@0	14.105	14.61
71	15	15	136100	680.5	CP-OFDM 256 QAM	79@0	14.057	14.67
71	15	20	136100	680.5	CP-OFDM QPSK	106@0	18.875	19.76
71	15	20	136100	680.5	CP-OFDM 16 QAM	106@0	18.887	19.72
71	15	20	136100	680.5	CP-OFDM 64 QAM	106@0	18.843	19.68
71	15	20	136100	680.5	CP-OFDM 256 QAM	106@0	18.869	19.7

N71(5M)_CP-OFDM_QPSK_Outer_Full_Mid_CH

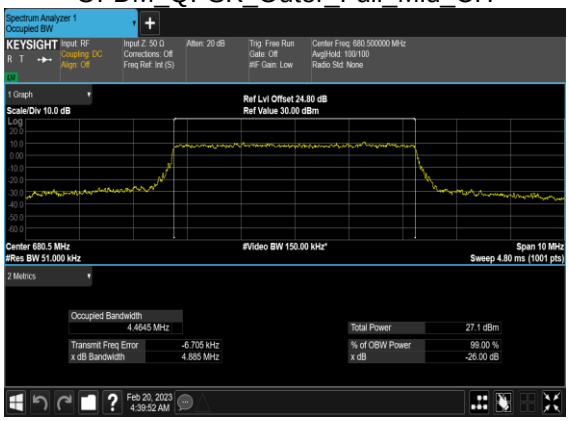

N71(5M)_CP-OFDM_16QAM_Outer_Full_Mid_CH

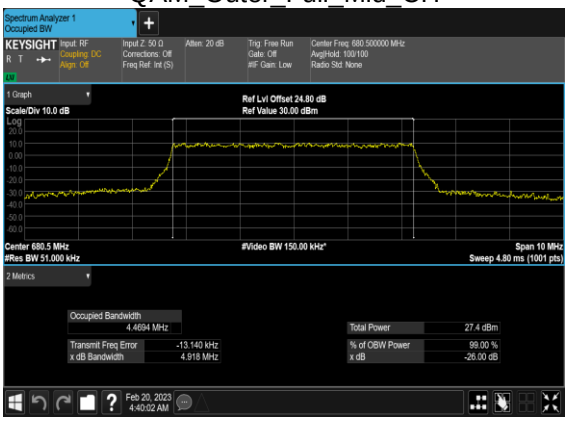

N71(5M)_CP-OFDM_64QAM_Outer_Full_Mid_CH

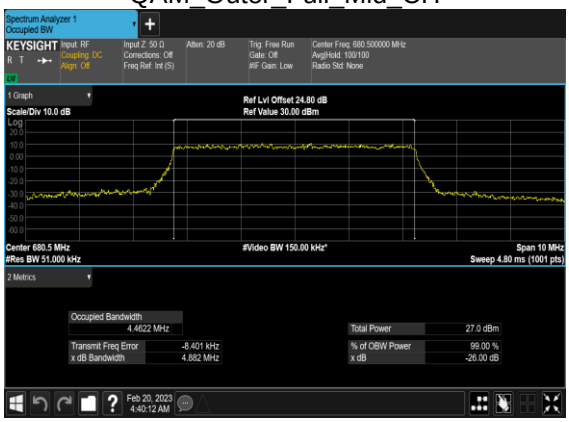

N71(5M)_CP-OFDM_256QAM_Outer_Full_Mid_CH

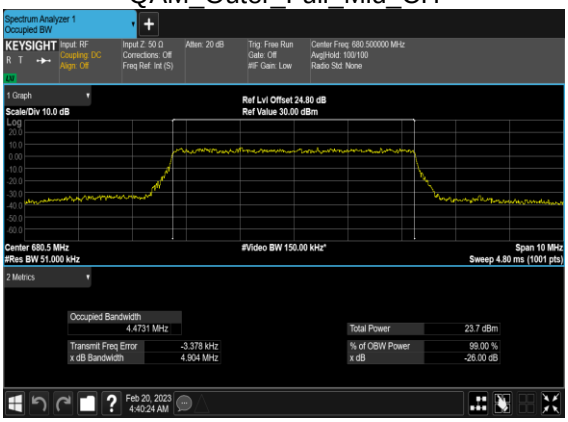

N71(10M)_CP-OFDM_QPSK_Outer_Full_Mid_CH

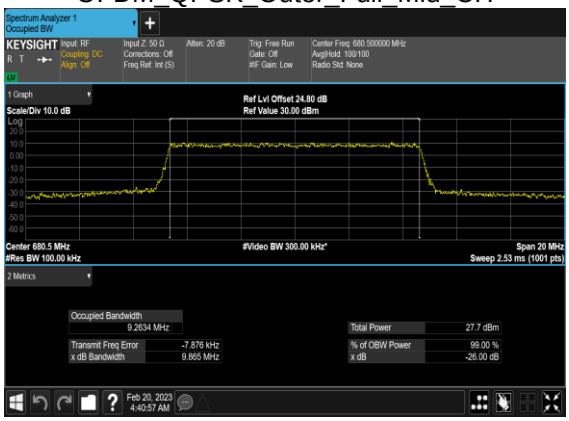

N71(10M)_CP-OFDM_16QAM_Outer_Full_Mid_CH

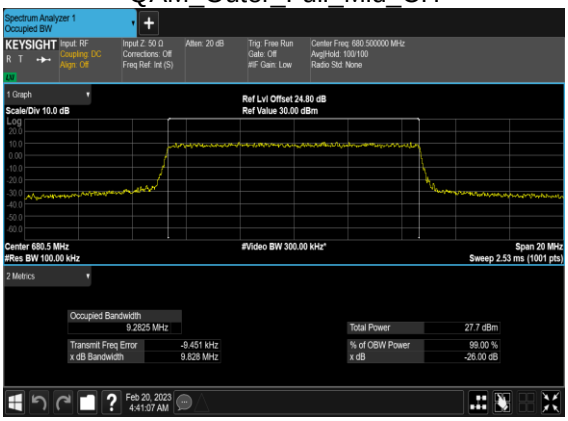

N71(10M)_CP-OFDM_64 QAM_Outer_Full_Mid_CH

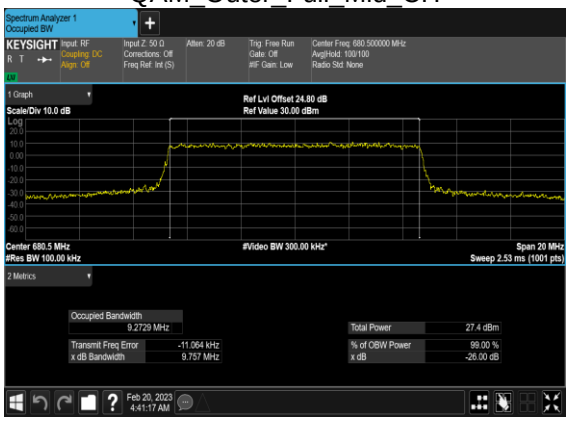

N71(10M)_CP-OFDM_256 QAM_Outer_Full_Mid_CH

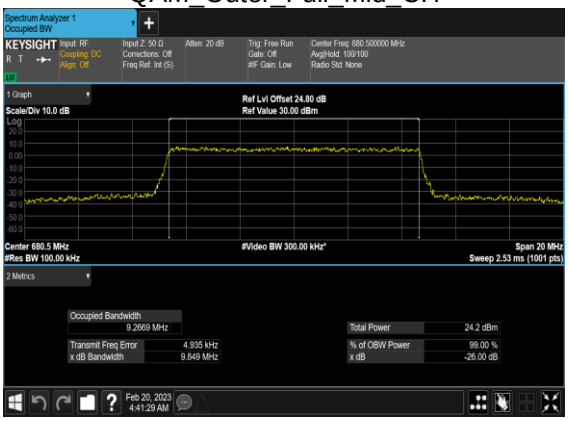

N71(15M)_CP-OFDM_QPSK_Outer_Full_Mid_CH

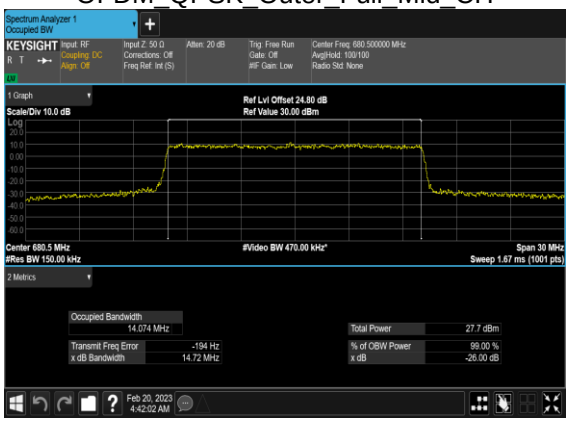

N71(15M)_CP-OFDM_16 QAM_Outer_Full_Mid_CH

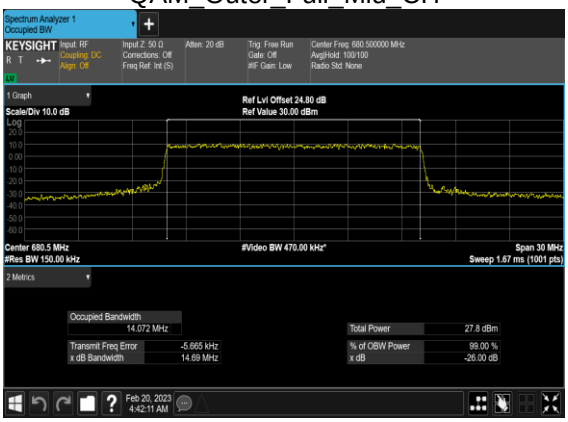

N71(15M)_CP-OFDM_64 QAM_Outer_Full_Mid_CH

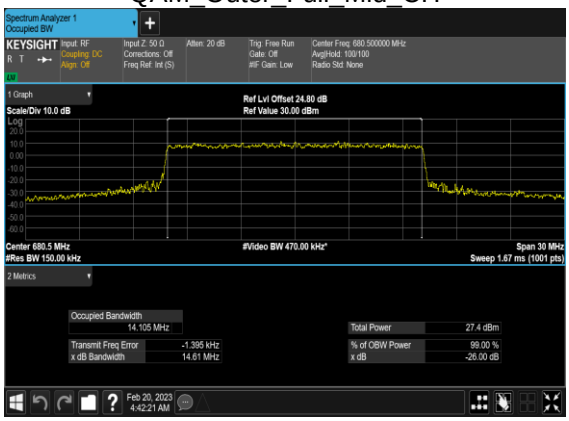

N71(15M)_CP-OFDM_256 QAM_Outer_Full_Mid_CH

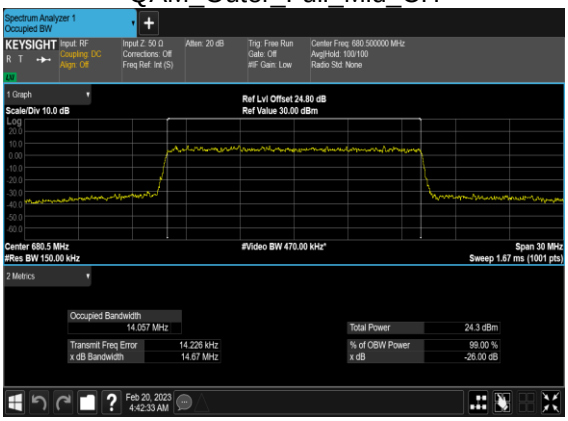

N71(20M)_CP-OFDM_QPSK_Outer_Full_Mid_CH

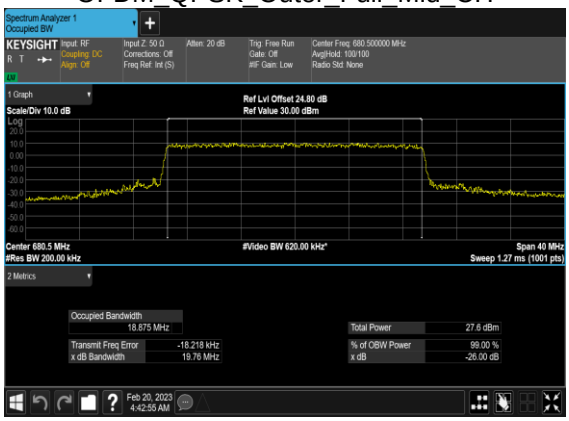

N71(20M)_CP-OFDM_16 QAM_Outer_Full_Mid_CH

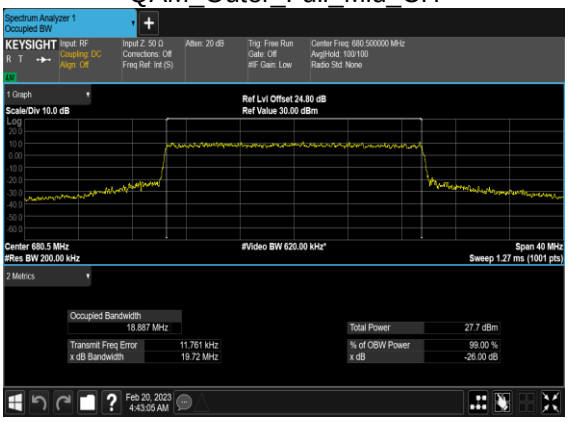

N71(20M)_CP-OFDM_64 QAM_Outer_Full_Mid_CH

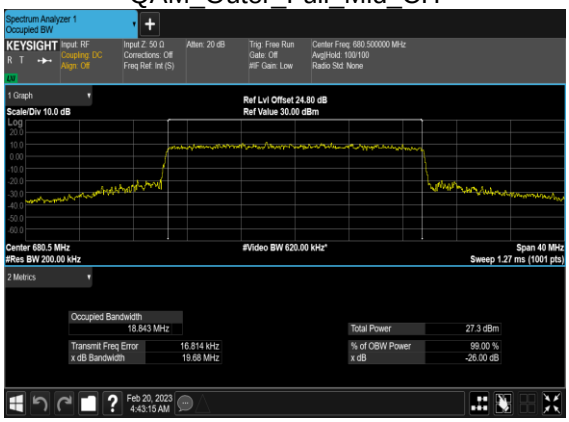

N71(20M)_CP-OFDM_256 QAM_Outer_Full_Mid_CH

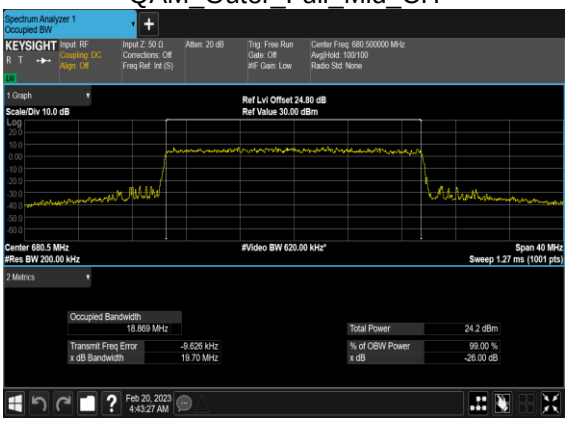

Conducted Spurious Emissions

NR Band	SCS (kHz)	Bandwidth (MHz)	Arfcn	Freq (MHz)	Modulation	RB	Result	Verdict
71	15	5	133100	665.5	DFT-s-OFDM BPSK	1@0	see graph	**---**
71	15	5	133100	665.5	DFT-s-OFDM BPSK	1@0	see graph	**PASS**
71	15	5	133100	665.5	DFT-s-OFDM QPSK	1@0	see graph	**---**
71	15	5	133100	665.5	DFT-s-OFDM QPSK	1@0	see graph	**PASS**
71	15	5	136100	680.5	DFT-s-OFDM BPSK	1@0	see graph	**---**
71	15	5	136100	680.5	DFT-s-OFDM BPSK	1@0	see graph	**PASS**
71	15	5	136100	680.5	DFT-s-OFDM QPSK	1@0	see graph	**---**
71	15	5	136100	680.5	DFT-s-OFDM QPSK	1@0	see graph	**PASS**
71	15	5	139100	695.5	DFT-s-OFDM BPSK	1@0	see graph	**---**
71	15	5	139100	695.5	DFT-s-OFDM BPSK	1@0	see graph	**PASS**
71	15	5	139100	695.5	DFT-s-OFDM QPSK	1@0	see graph	**---**
71	15	5	139100	695.5	DFT-s-OFDM QPSK	1@0	see graph	**PASS**
71	15	10	133600	668.0	DFT-s-OFDM BPSK	1@0	see graph	**---**
71	15	10	133600	668.0	DFT-s-OFDM BPSK	1@0	see graph	**PASS**
71	15	10	133600	668.0	DFT-s-OFDM QPSK	1@0	see graph	**---**
71	15	10	133600	668.0	DFT-s-OFDM QPSK	1@0	see graph	**PASS**
71	15	10	136100	680.5	DFT-s-OFDM BPSK	1@0	see graph	**---**
71	15	10	136100	680.5	DFT-s-OFDM BPSK	1@0	see graph	**PASS**
71	15	10	136100	680.5	DFT-s-OFDM QPSK	1@0	see graph	**---**
71	15	10	136100	680.5	DFT-s-OFDM QPSK	1@0	see graph	**PASS**
71	15	10	138600	693.0	DFT-s-OFDM BPSK	1@0	see graph	**---**
71	15	10	138600	693.0	DFT-s-OFDM BPSK	1@0	see graph	**PASS**
71	15	10	138600	693.0	DFT-s-OFDM QPSK	1@0	see graph	**---**

71	15	10	138600	693.0	DFT-s-OFDM QPSK	1@0	see graph	**PASS**
71	15	20	134600	673.0	DFT-s-OFDM BPSK	1@0	see graph	**---**
71	15	20	134600	673.0	DFT-s-OFDM BPSK	1@0	see graph	**PASS**
71	15	20	134600	673.0	DFT-s-OFDM QPSK	1@0	see graph	**---**
71	15	20	134600	673.0	DFT-s-OFDM QPSK	1@0	see graph	**PASS**
71	15	20	136100	680.5	DFT-s-OFDM BPSK	1@0	see graph	**---**
71	15	20	136100	680.5	DFT-s-OFDM BPSK	1@0	see graph	**PASS**
71	15	20	136100	680.5	DFT-s-OFDM QPSK	1@0	see graph	**---**
71	15	20	136100	680.5	DFT-s-OFDM QPSK	1@0	see graph	**PASS**
71	15	20	137600	688.0	DFT-s-OFDM BPSK	1@0	see graph	**---**
71	15	20	137600	688.0	DFT-s-OFDM BPSK	1@0	see graph	**PASS**
71	15	20	137600	688.0	DFT-s-OFDM QPSK	1@0	see graph	**---**
71	15	20	137600	688.0	DFT-s-OFDM QPSK	1@0	see graph	**PASS**

N71(5M)_DFT-s-OFDM_BPSK_Edge_1RB_Left_Low_CH

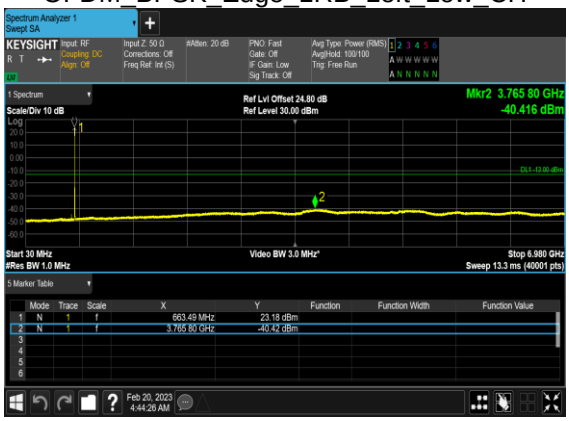

N71(5M)_DFT-s-OFDM_QPSK_Edge_1RB_Left_Low_CH

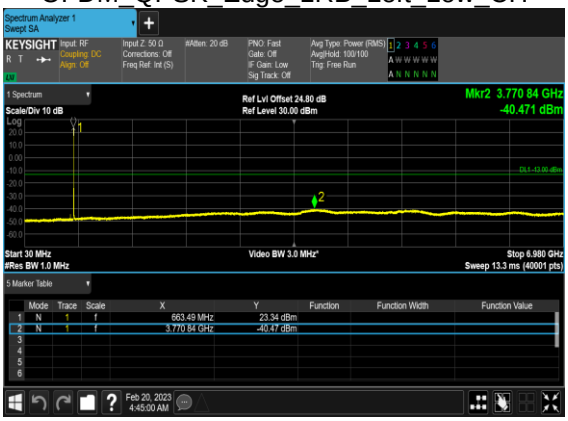

N71(5M)_DFT-s-OFDM_BPSK_Edge_1RB_Left_Mid_CH

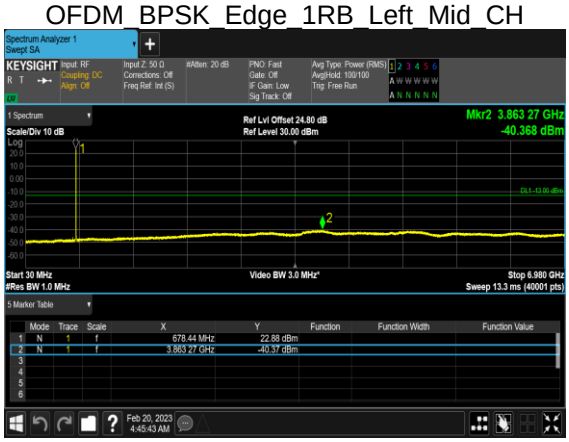

N71(5M)_DFT-s-OFDM_QPSK_Edge_1RB_Left_Mid_CH

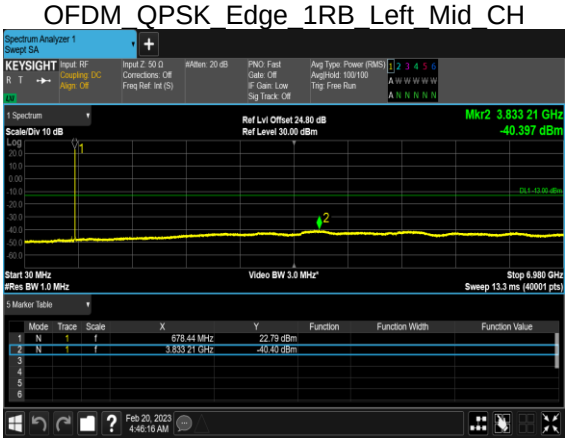

N71(5M)_DFT-s-OFDM_BPSK_Edge_1RB_Left_High_CH

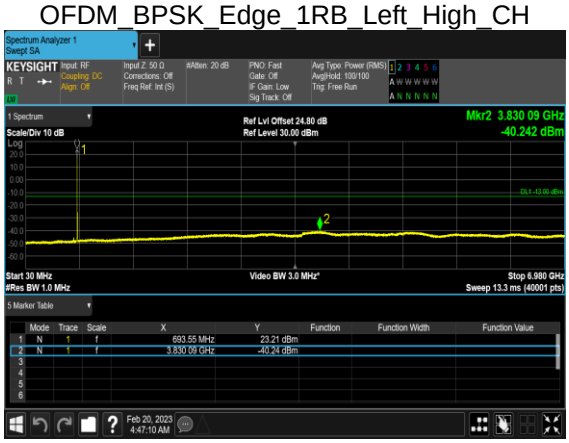

N71(5M)_DFT-s-OFDM_QPSK_Edge_1RB_Left_High_CH

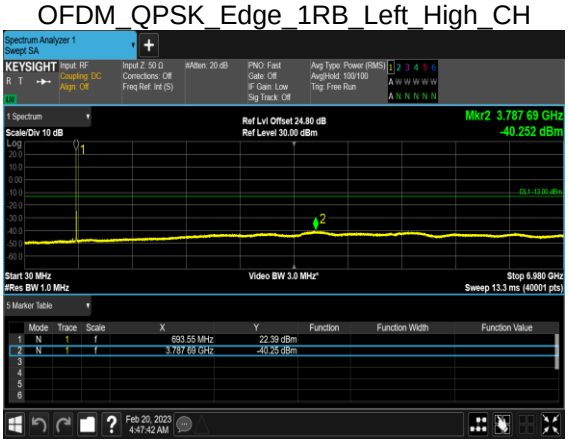

N71(10M)_DFT-s-OFDM_BPSK_Edge_1RB_Left_Low_CH

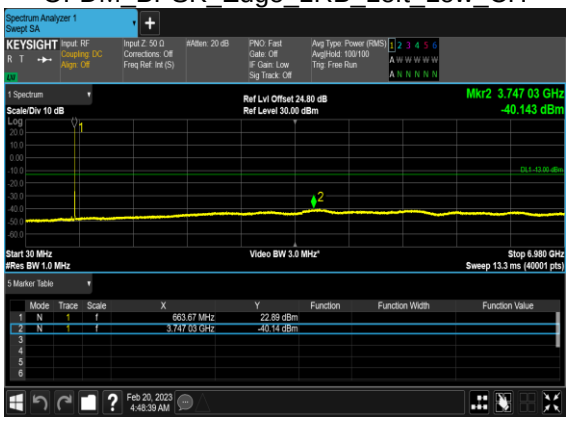

N71(10M)_DFT-s-OFDM_QPSK_Edge_1RB_Left_Low_CH

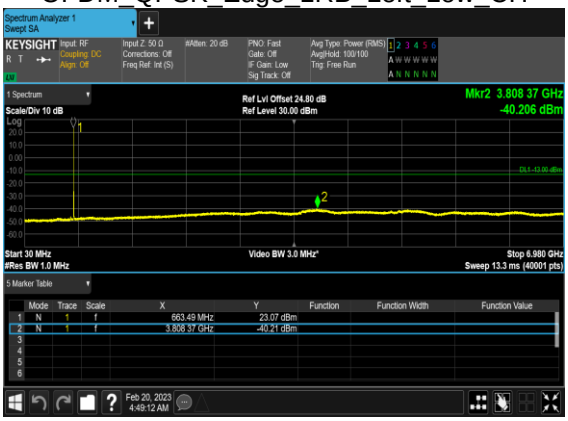

N71(10M)_DFT-s-OFDM_BPSK_Edge_1RB_Left_Mid_CH

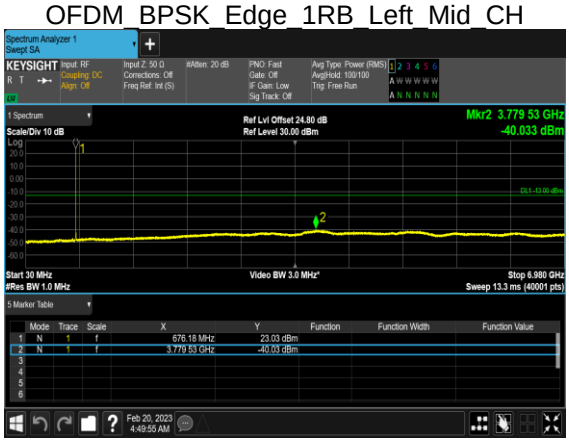

N71(10M)_DFT-s-OFDM_QPSK_Edge_1RB_Left_Mid_CH

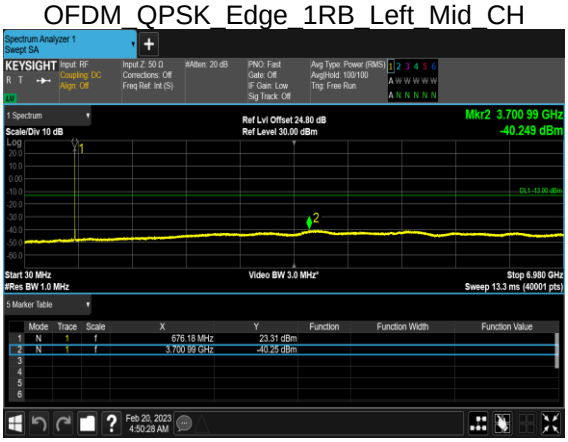

N71(10M)_DFT-s-OFDM_BPSK_Edge_1RB_Left_High_CH

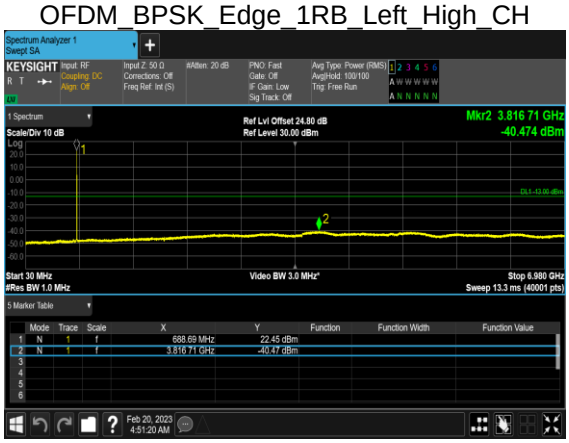

N71(10M)_DFT-s-OFDM_QPSK_Edge_1RB_Left_High_CH

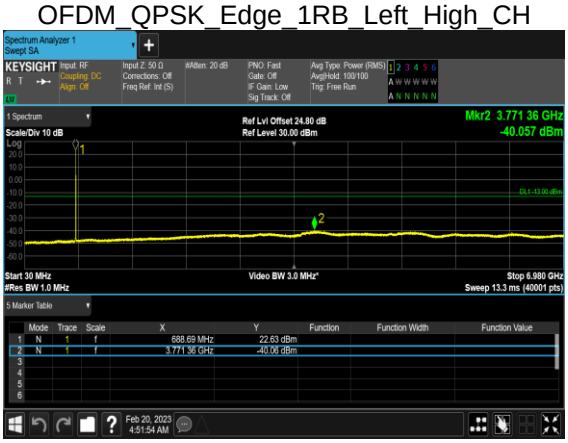

N71(20M)_DFT-s-OFDM_BPSK_Edge_1RB_Left_Low_CH

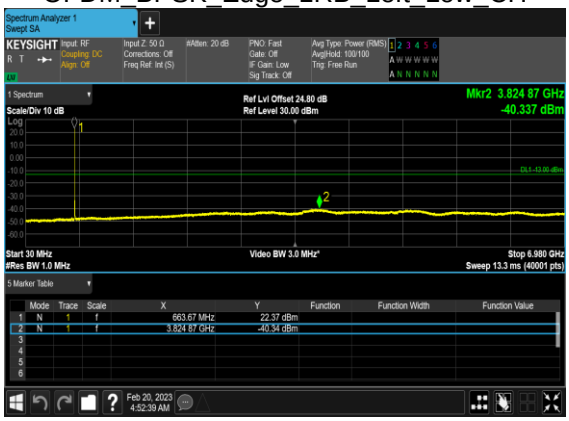

N71(20M)_DFT-s-OFDM_QPSK_Edge_1RB_Left_Low_CH

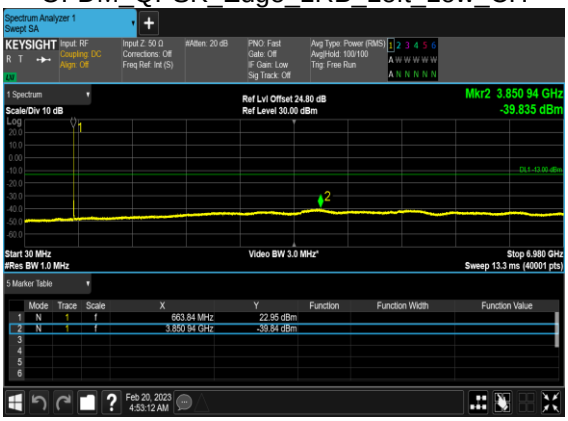

N71(20M)_DFT-s-OFDM_BPSK_Edge_1RB_Left_Mid_CH

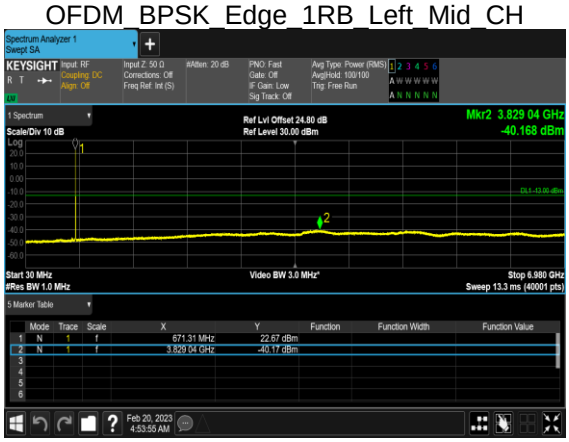

N71(20M)_DFT-s-OFDM_QPSK_Edge_1RB_Left_Mid_CH

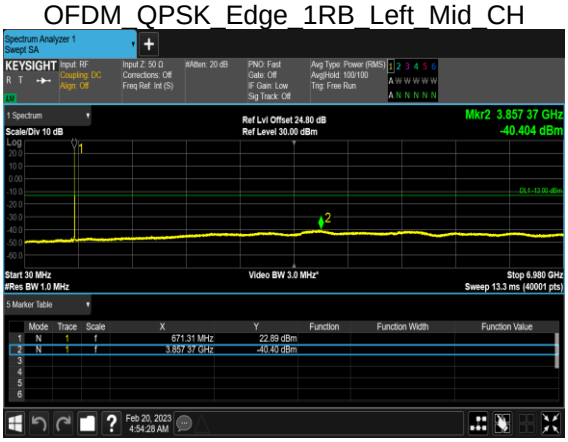

N71(20M)_DFT-s-OFDM_BPSK_Edge_1RB_Left_High_CH

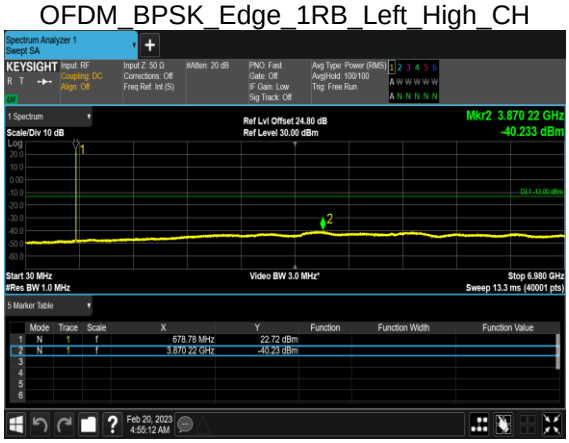

N71(20M)_DFT-s-OFDM_QPSK_Edge_1RB_Left_High_CH

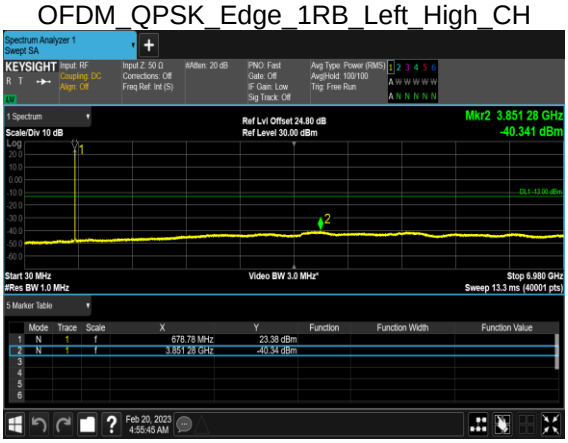

Conducted Band Edge

NR Band	SCS (kHz)	Bandwidth (MHz)	Arfcn	Freq (MHz)	Modulation	RB	Result	Verdict
71	15	5	133100	665.5	DFT-s-OFDM BPSK	1@0	see graph	**PASS**
71	15	5	133100	665.5	DFT-s-OFDM QPSK	1@0	see graph	**PASS**
71	15	5	133100	665.5	DFT-s-OFDM BPSK	25@0	see graph	**PASS**
71	15	5	133100	665.5	DFT-s-OFDM QPSK	25@0	see graph	**PASS**
71	15	5	139100	695.5	DFT-s-OFDM BPSK	1@24	see graph	**PASS**
71	15	5	139100	695.5	DFT-s-OFDM QPSK	1@24	see graph	**PASS**
71	15	5	139100	695.5	DFT-s-OFDM BPSK	25@0	see graph	**PASS**
71	15	5	139100	695.5	DFT-s-OFDM QPSK	25@0	see graph	**PASS**
71	15	10	133600	668.0	DFT-s-OFDM BPSK	1@0	see graph	**PASS**
71	15	10	133600	668.0	DFT-s-OFDM QPSK	1@0	see graph	**PASS**
71	15	10	133600	668.0	DFT-s-OFDM BPSK	50@0	see graph	**PASS**
71	15	10	133600	668.0	DFT-s-OFDM QPSK	50@0	see graph	**PASS**
71	15	10	138600	693.0	DFT-s-OFDM BPSK	1@51	see graph	**PASS**
71	15	10	138600	693.0	DFT-s-OFDM QPSK	1@51	see graph	**PASS**
71	15	10	138600	693.0	DFT-s-OFDM BPSK	50@0	see graph	**PASS**
71	15	10	138600	693.0	DFT-s-OFDM QPSK	50@0	see graph	**PASS**
71	15	20	134600	673.0	DFT-s-OFDM BPSK	1@0	see graph	**PASS**
71	15	20	134600	673.0	DFT-s-OFDM QPSK	1@0	see graph	**PASS**
71	15	20	134600	673.0	DFT-s-OFDM BPSK	100@0	see graph	**PASS**
71	15	20	134600	673.0	DFT-s-OFDM QPSK	100@0	see graph	**PASS**
71	15	20	137600	688.0	DFT-s-OFDM BPSK	1@105	see graph	**PASS**
71	15	20	137600	688.0	DFT-s-OFDM QPSK	1@105	see graph	**PASS**
71	15	20	137600	688.0	DFT-s-OFDM BPSK	100@0	see graph	**PASS**
71	15	20	137600	688.0	DFT-s-OFDM QPSK	100@0	see graph	**PASS**

N71(5M)_DFT-s-OFDM_BPSK_Edge_1RB_Left_Low_CH

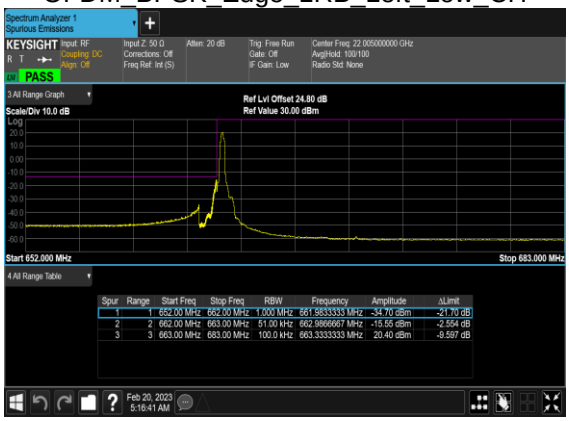

N71(5M)_DFT-s-OFDM_QPSK_Edge_1RB_Left_Low_CH

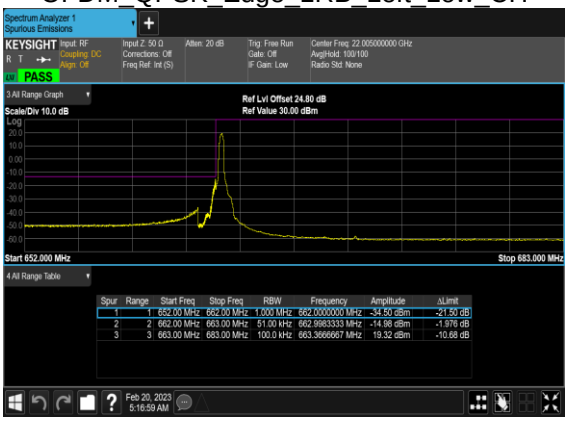

N71(5M)_DFT-s-OFDM_BPSK_Outer_Full_Low_CH

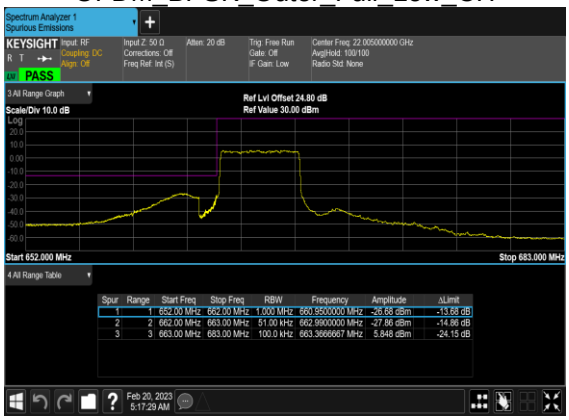

N71(5M)_DFT-s-OFDM_QPSK_Outer_Full_Low_CH

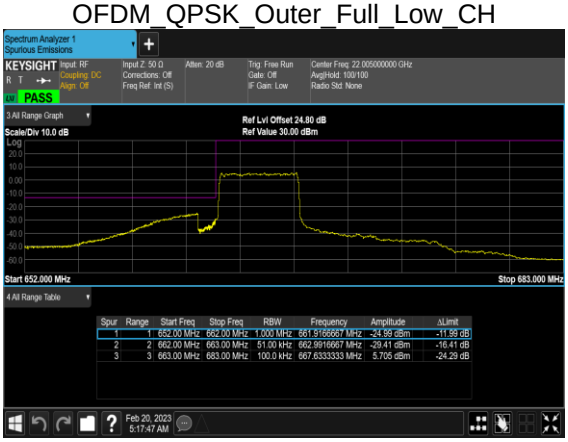

N71(5M)_DFT-s-OFDM_BPSK_Edge_1RB_Right_High_CH

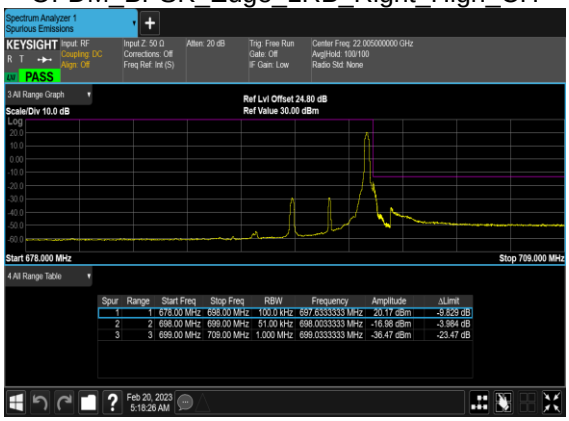

N71(5M)_DFT-s-OFDM_QPSK_Edge_1RB_Right_High_CH

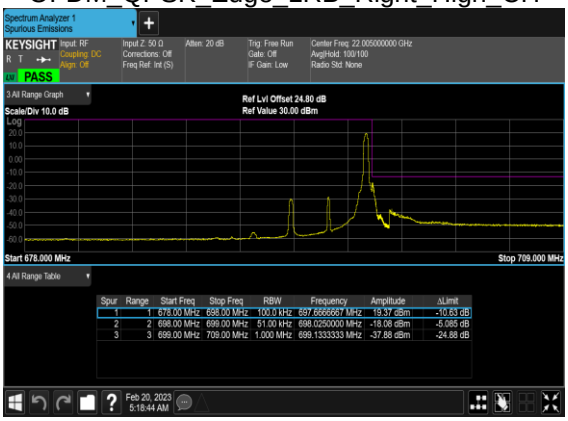

N71(5M)_DFT-s-OFDM_BPSK_Outer_Full_High_CH

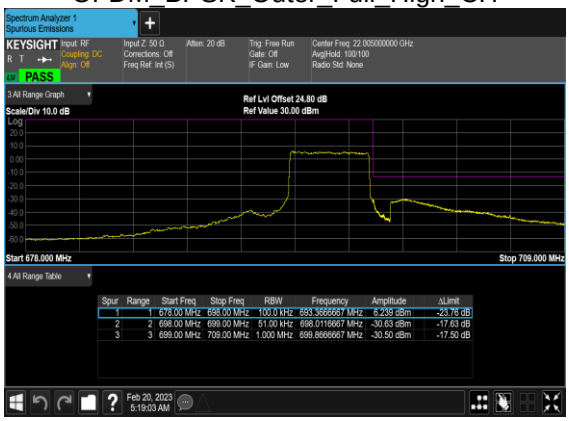

N71(5M)_DFT-s-OFDM_QPSK_Outer_Full_High_CH

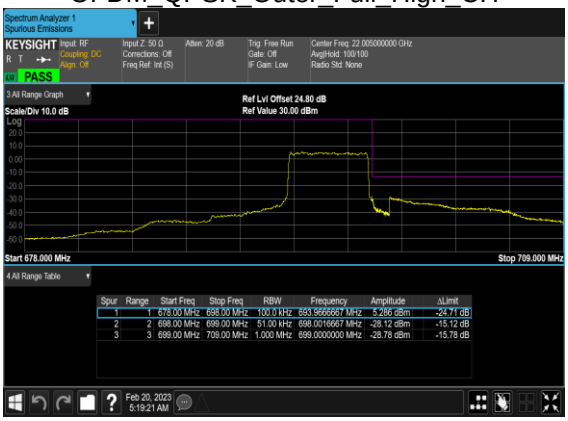

N71(10M)_DFT-s-OFDM_BPSK_Edge_1RB_Left_Low_CH

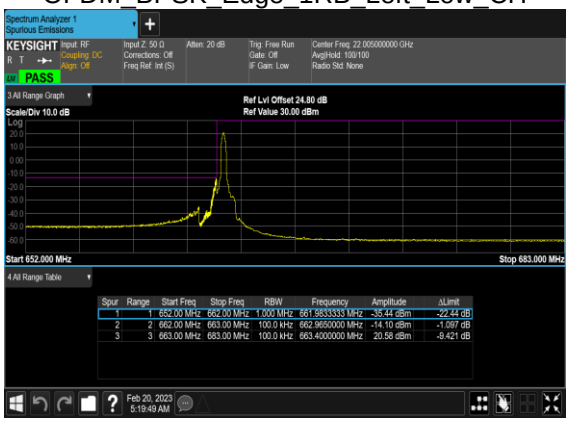

N71(10M)_DFT-s-OFDM_QPSK_Edge_1RB_Left_Low_CH

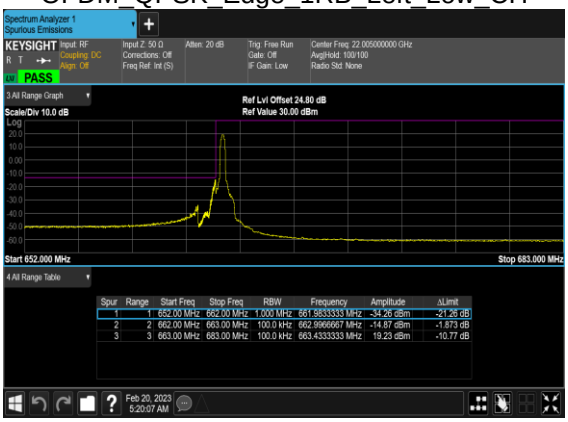

N71(10M)_DFT-s-OFDM_BPSK_Outer_Full_Low_CH

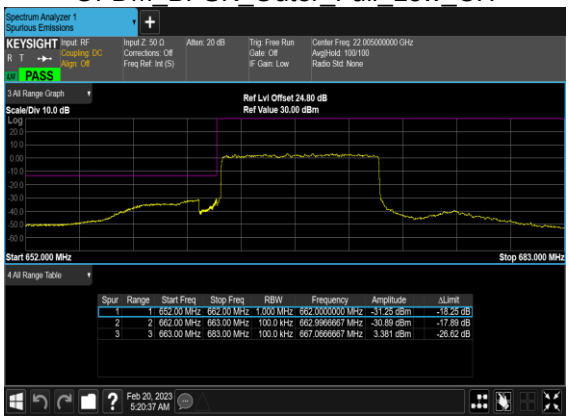

N71(10M)_DFT-s-OFDM_QPSK_Outer_Full_Low_CH

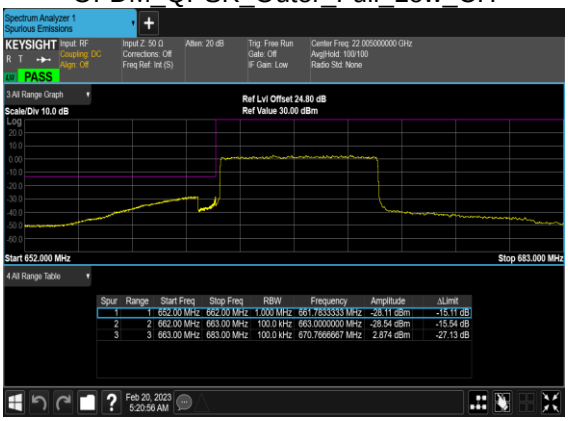

N71(10M)_DFT-s-OFDM_BPSK_Edge_1RB_Right_High_CH

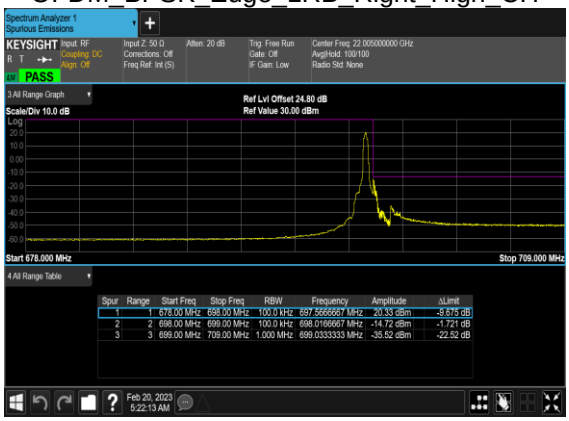

N71(10M)_DFT-s-OFDM_QPSK_Edge_1RB_Right_High_CH

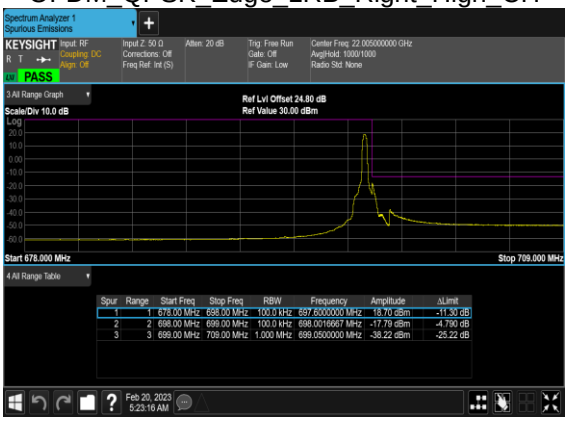

N71(10M)_DFT-s-OFDM_BPSK_Outer_Full_High_CH

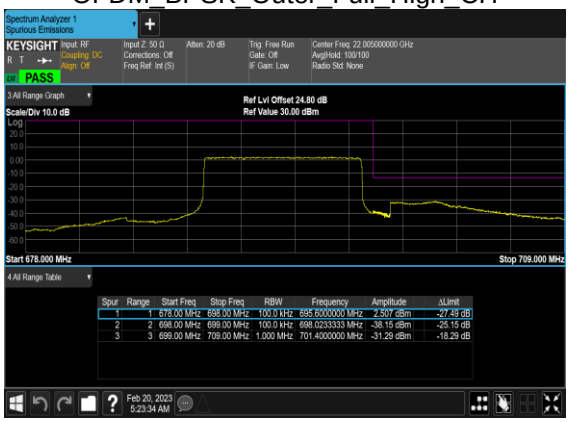

N71(10M)_DFT-s-OFDM_QPSK_Outer_Full_High_CH

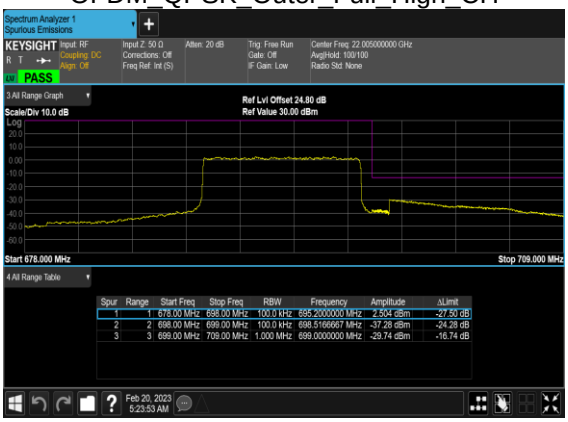

N71(20M)_DFT-s-OFDM_BPSK_Edge_1RB_Left_Low_CH

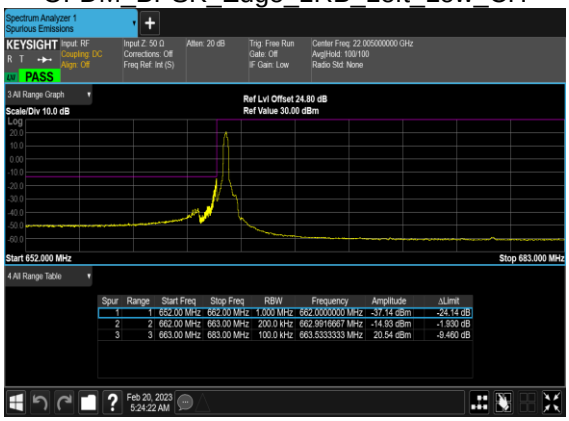

N71(20M)_DFT-s-OFDM_QPSK_Edge_1RB_Left_Low_CH

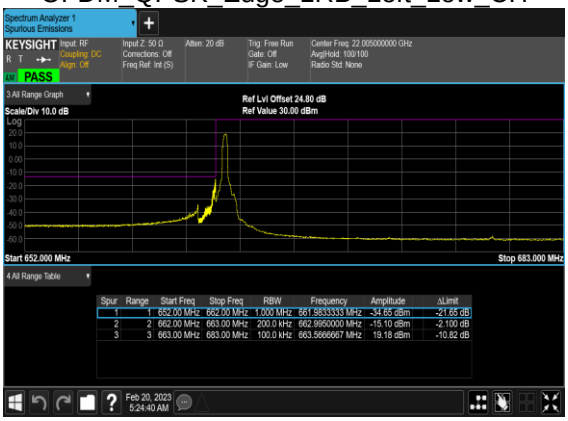

N71(20M)_DFT-s-OFDM_BPSK_Outer_Full_Low_CH

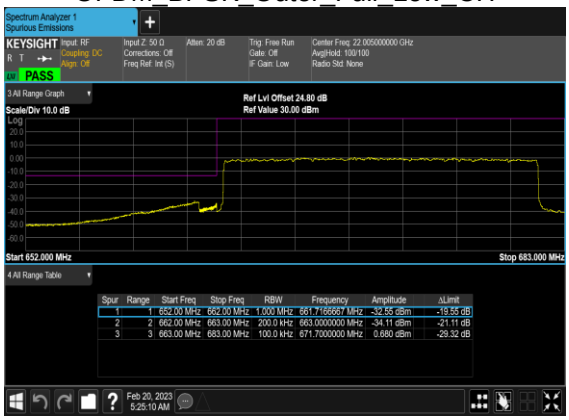

N71(20M)_DFT-s-OFDM_QPSK_Outer_Full_Low_CH

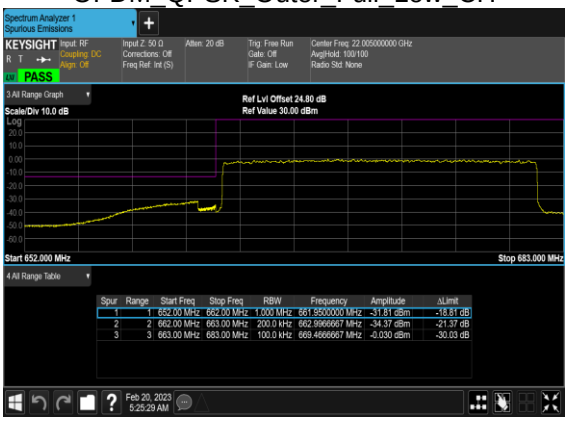

N71(20M)_DFT-s-OFDM_BPSK_Edge_1RB_Right_High_CH

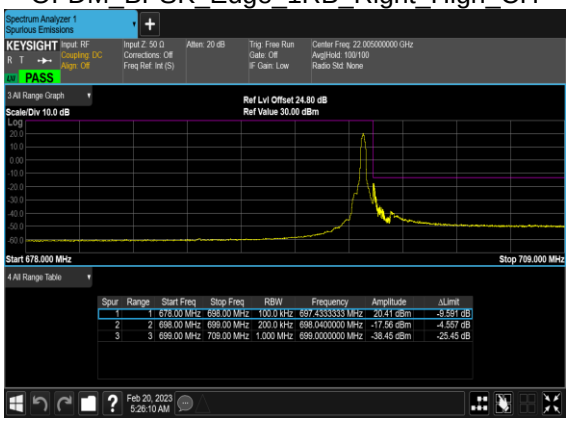

N71(20M)_DFT-s-OFDM_QPSK_Edge_1RB_Right_High_CH

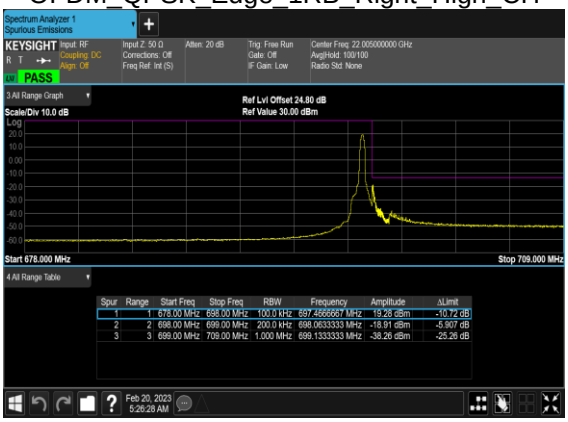

N71(20M)_DFT-s-OFDM_BPSK_Outer_Full_High_CH

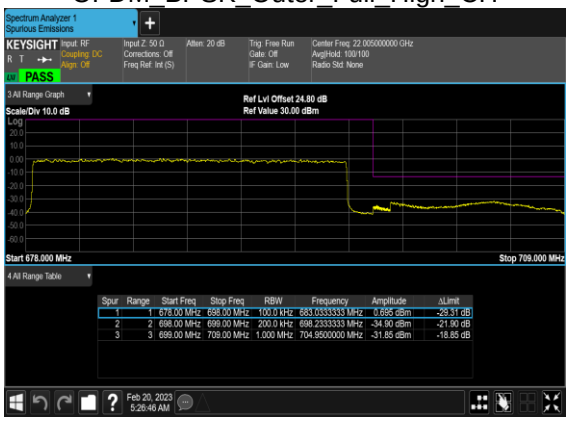

N71(20M)_DFT-s-OFDM_QPSK_Outer_Full_High_CH

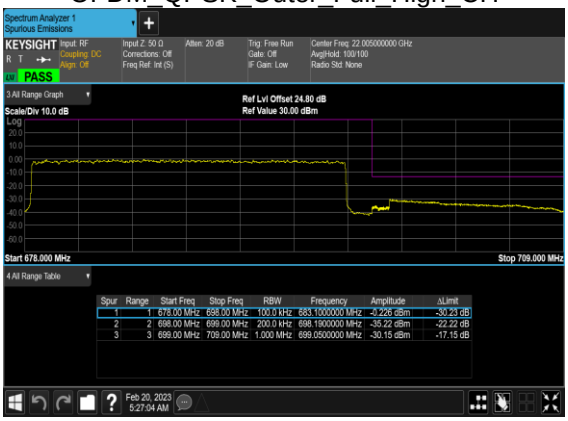

Appendix B. Test Results of Radiated Test

Radiated Spurious Emission

Test Engineer :	Carry Xu	Temperature :	23~25℃
		Relative Humidity :	41~42%

RSE Pre-scanned harmonic for the different antenna combinations, we choose the worst antenna mode to perform final test.

EN-DC_13A_n2A / LTE 10MHz + NR 20MHz / QPSK / LTE(ANT0) + NR(ANT2)								
Channel	Frequency (MHz)	EIRP (dBm)	Limit (dBm)	Over Limit (dB)	S.G. Power (dBm)	TX Cable loss (dB)	TX Antenna Gain (dBi)	Polarization (H/V)
Lowest	3705	-57.98	-13	-44.98	-70.24	2.64	14.90	H
	5550	-55.68	-13	-42.68	-67.54	2.94	14.80	H
	7410	-52.91	-13	-39.91	-62.68	3.39	13.16	H
	3705	-57.71	-13	-44.71	-69.97	2.64	14.90	V
	5550	-55.17	-13	-42.17	-67.03	2.94	14.80	V
	7410	-52.66	-13	-39.66	-62.43	3.39	13.16	V
Middle	3735	-57.98	-13	-44.98	-70.24	2.64	14.90	H
	5610	-55.59	-13	-42.59	-67.45	2.94	14.80	H
	7485	-52.97	-13	-39.97	-62.74	3.39	13.16	H
	3735	-57.95	-13	-44.95	-70.21	2.64	14.90	V
	5610	-56.16	-13	-43.16	-68.02	2.94	14.80	V
	7485	-52.90	-13	-39.90	-62.67	3.39	13.16	V
Highest	3780	-58.61	-13	-45.61	-70.87	2.64	14.90	H
	5670	-56.28	-13	-43.28	-68.14	2.94	14.80	H
	7560	-52.95	-13	-39.95	-62.72	3.39	13.16	H
	3780	-58.02	-13	-45.02	-70.28	2.64	14.90	V
	5670	-56.42	-13	-43.42	-68.28	2.94	14.80	V
	7560	-52.94	-13	-39.94	-62.71	3.39	13.16	V

Remark: Spurious emissions within 30-1000MHz were found more than 20dB below limit line.

EN-DC_66A_n2A / LTE 10MHz + NR 20MHz / QPSK / LTE(ANT2) + NR(ANT1)								
Channel	Frequency (MHz)	EIRP (dBm)	Limit (dBm)	Over Limit (dB)	S.G. Power (dBm)	TX Cable loss (dB)	TX Antenna Gain (dBi)	Polarization (H/V)
Lowest	3705	-57.94	-13	-44.94	-70.20	2.64	14.90	H
	5550	-55.56	-13	-42.56	-67.42	2.94	14.80	H
	7410	-53.14	-13	-40.14	-62.91	3.39	13.16	H
	3705	-57.88	-13	-44.88	-70.14	2.64	14.90	V
	5550	-55.72	-13	-42.72	-67.58	2.94	14.80	V
	7410	-53.07	-13	-40.07	-62.84	3.39	13.16	V
Middle	3735	-58.13	-13	-45.13	-70.39	2.64	14.90	H
	5610	-55.65	-13	-42.65	-67.51	2.94	14.80	H
	7485	-52.89	-13	-39.89	-62.66	3.39	13.16	H
	3735	-57.93	-13	-44.93	-70.19	2.64	14.90	V
	5610	-55.86	-13	-42.86	-67.72	2.94	14.80	V
	7485	-52.97	-13	-39.97	-62.74	3.39	13.16	V
Highest	3780	-58.55	-13	-45.55	-70.81	2.64	14.90	H
	5670	-55.99	-13	-42.99	-67.85	2.94	14.80	H
	7560	-53.02	-13	-40.02	-62.79	3.39	13.16	H
	3780	-58.31	-13	-45.31	-70.57	2.64	14.90	V
	5670	-56.41	-13	-43.41	-68.27	2.94	14.80	V
	7560	-53.04	-13	-40.04	-62.81	3.39	13.16	V

Remark: Spurious emissions within 30-1000MHz were found more than 20dB below limit line.

EN-DC_48A_n5A / LTE 10MHz + NR 20MHz / QPSK / LTE(ANT5) + NR(ANT0)								
Channel	Frequency (MHz)	EIRP (dBm)	Limit (dBm)	Over Limit (dB)	S.G. Power (dBm)	TX Cable loss (dB)	TX Antenna Gain (dBi)	Polarization (H/V)
Lowest	1648	-65.79	-13	-52.79	-72.76	1.58	10.70	H
	2472	-61.77	-13	-48.77	-70.02	2.102	12.50	H
	3304	-60.93	-13	-47.93	-69.82	2.856	13.90	H
	1648	-64.86	-13	-51.86	-71.83	1.58	10.70	V
	2472	-59.99	-13	-46.99	-68.24	2.10	12.50	V
	3304	-61.05	-13	-48.05	-69.94	2.86	13.90	V
Middle	1656	-65.60	-13	-52.60	-72.57	1.58	10.70	H
	2480	-61.84	-13	-48.84	-70.09	2.102	12.50	H
	3312	-60.94	-13	-47.94	-69.83	2.856	13.90	H
	1656	-64.01	-13	-51.01	-70.98	1.58	10.70	V
	2480	-59.84	-13	-46.84	-68.09	2.10	12.50	V
	3312	-61.33	-13	-48.33	-70.22	2.86	13.90	V
Highest	1656	-65.48	-13	-52.48	-72.45	1.58	10.70	H
	2488	-61.55	-13	-48.55	-69.80	2.102	12.50	H
	3320	-61.29	-13	-48.29	-70.18	2.856	13.90	H
	1656	-64.63	-13	-51.63	-71.60	1.58	10.70	V
	2488	-59.44	-13	-46.44	-67.69	2.10	12.50	V
	3320	-61.60	-13	-48.60	-70.49	2.86	13.90	V

Remark: Spurious emissions within 30-1000MHz were found more than 20dB below limit line.

5G NR n12 SA / NR 15MHz / QPSK / ANT0								
Channel	Frequency (MHz)	EIRP (dBm)	Limit (dBm)	Over Limit (dB)	S.G. Power (dBm)	TX Cable loss (dB)	TX Antenna Gain (dBi)	Polarization (H/V)
Lowest	1400	-67.41	-13	-54.41	-74.38	1.58	10.70	H
	2096	-63.43	-13	-50.43	-71.68	2.102	12.50	H
	2800	-59.70	-13	-46.70	-68.59	2.856	13.90	H
	1400	-67.12	-13	-54.12	-74.09	1.58	10.70	V
	2096	-62.39	-13	-49.39	-70.64	2.10	12.50	V
	2800	-59.40	-13	-46.40	-68.29	2.86	13.90	V
Middle	1400	-67.62	-13	-54.62	-74.59	1.58	10.70	H
	2104	-63.19	-13	-50.19	-71.44	2.102	12.50	H
	2800	-59.92	-13	-46.92	-68.81	2.856	13.90	H
	1400	-66.55	-13	-53.55	-73.52	1.58	10.70	V
	2104	-61.83	-13	-48.83	-70.08	2.10	12.50	V
	2800	-59.17	-13	-46.17	-68.06	2.86	13.90	V
Highest	1403	-66.34	-13	-53.34	-73.31	1.58	10.70	H
	2104	-63.05	-13	-50.05	-71.30	2.102	12.50	H
	2808	-60.03	-13	-47.03	-68.92	2.856	13.90	H
	1403	-67.16	-13	-54.16	-74.13	1.58	10.70	V
	2104	-62.09	-13	-49.09	-70.34	2.10	12.50	V
	2808	-59.85	-13	-46.85	-68.74	2.86	13.90	V

Remark: Spurious emissions within 30-1000MHz were found more than 20dB below limit line.

EN-DC_66A_n12A / LTE 10MHz + NR 15MHz / QPSK / LTE(ANT2) + NR(ANT0)								
Channel	Frequency (MHz)	EIRP (dBm)	Limit (dBm)	Over Limit (dB)	S.G. Power (dBm)	TX Cable loss (dB)	TX Antenna Gain (dBi)	Polarization (H/V)
Lowest	1400	-68.03	-13	-55.03	-75.00	1.58	10.70	H
	2096	-63.59	-13	-50.59	-71.84	2.102	12.50	H
	2800	-59.88	-13	-46.88	-68.77	2.856	13.90	H
	1400	-67.52	-13	-54.52	-74.49	1.58	10.70	V
	2096	-62.73	-13	-49.73	-70.98	2.10	12.50	V
	2800	-59.78	-13	-46.78	-68.67	2.86	13.90	V
Middle	1400	-68.06	-13	-55.06	-75.03	1.58	10.70	H
	2104	-63.26	-13	-50.26	-71.51	2.102	12.50	H
	2800	-60.35	-13	-47.35	-69.24	2.856	13.90	H
	1400	-67.33	-13	-54.33	-74.30	1.58	10.70	V
	2104	-62.02	-13	-49.02	-70.27	2.10	12.50	V
	2800	-59.74	-13	-46.74	-68.63	2.86	13.90	V
Highest	1400	-68.12	-13	-55.12	-75.09	1.58	10.70	H
	2104	-63.33	-13	-50.33	-71.58	2.102	12.50	H
	2808	-60.73	-13	-47.73	-69.62	2.856	13.90	H
	1400	-67.31	-13	-54.31	-74.28	1.58	10.70	V
	2104	-62.50	-13	-49.50	-70.75	2.10	12.50	V
	2808	-60.10	-13	-47.10	-68.99	2.86	13.90	V

Remark: Spurious emissions within 30-1000MHz were found more than 20dB below limit line.

5G NR n13 SA / NR 5MHz / QPSK / ANT0								
Channel	Frequency (MHz)	EIRP (dBm)	Limit (dBm)	Over Limit (dB)	S.G. Power (dBm)	TX Cable loss (dB)	TX Antenna Gain (dBi)	Polarization (H/V)
Lowest	1552	-66.86	-13	-53.86	-69.49	1.09	5.87	H
	2328	-62.10	-13	-49.10	-64.50	1.37	5.92	H
	3112	-60.12	-13	-47.12	-64.01	1.64	7.68	H
	1552	-66.45	-13	-53.45	-69.08	1.09	5.87	V
	2328	-60.46	-13	-47.46	-62.86	1.37	5.92	V
	3112	-60.11	-13	-47.11	-64.00	1.64	7.68	V
Middle	1560	-66.78	-13	-24.63	-69.41	1.09	5.87	H
	2336	-61.54	-13	-48.54	-63.94	1.37	5.92	H
	3120	-60.37	-13	-47.37	-64.26	1.64	7.68	H
	1560	-66.10	-13	-23.95	-68.73	1.09	5.87	V
	2336	-60.18	-13	-47.18	-62.58	1.37	5.92	V
	3120	-59.99	-13	-46.99	-63.88	1.64	7.68	V
Highest	1560	-66.93	-13	-24.78	-69.56	1.09	5.87	H
	2344	-62.18	-13	-49.18	-64.58	1.37	5.92	H
	3128	-60.33	-13	-47.33	-64.22	1.64	7.68	H
	1560	-66.11	-13	-23.96	-68.74	1.09	5.87	V
	2344	-60.29	-13	-47.29	-62.69	1.37	5.92	V
	3128	-60.03	-13	-47.03	-63.92	1.64	7.68	V

Remark: Spurious emissions within 30-1000MHz were found more than 20dB below limit line.

5G NR n13 SA / NR 10MHz / QPSK / ANT0								
Channel	Frequency (MHz)	EIRP (dBm)	Limit (dBm)	Over Limit (dB)	S.G. Power (dBm)	TX Cable loss (dB)	TX Antenna Gain (dBi)	Polarization (H/V)
Middle	1552	-66.59	-13	-53.59	-69.22	1.09	5.87	H
	2328	-62.13	-13	-49.13	-64.53	1.37	5.92	H
	3112	-60.55	-13	-47.55	-64.44	1.64	7.68	H
	1552	-66.49	-13	-53.49	-69.12	1.09	5.87	V
	2328	-60.35	-13	-47.35	-62.75	1.37	5.92	V
	3112	-60.40	-13	-47.40	-64.29	1.64	7.68	V

Remark: Spurious emissions within 30-1000MHz were found more than 20dB below limit line.

5G NR n25 SA / NR 40MHz / QPSK / ANT2								
Channel	Frequency (MHz)	EIRP (dBm)	Limit (dBm)	Over Limit (dB)	S.G. Power (dBm)	TX Cable loss (dB)	TX Antenna Gain (dBi)	Polarization (H/V)
Lowest	3705	-57.55	-13	-44.55	-69.81	2.64	14.90	H
	5550	-55.60	-13	-42.60	-67.46	2.94	14.80	H
	7410	-53.05	-13	-40.05	-62.82	3.39	13.16	H
	3705	-57.53	-13	-44.53	-69.79	2.64	14.90	V
	5550	-55.64	-13	-42.64	-67.50	2.94	14.80	V
	7410	-53.03	-13	-40.03	-62.80	3.39	13.16	V
Middle	3735	-56.90	-13	-43.90	-69.16	2.64	14.90	H
	5595	-53.79	-13	-40.79	-65.65	2.94	14.80	H
	7455	-52.18	-13	-39.18	-61.95	3.39	13.16	H
	3735	-57.41	-13	-44.41	-69.67	2.64	14.90	V
	5595	-55.75	-13	-42.75	-67.61	2.94	14.80	V
	7455	-52.88	-13	-39.88	-62.65	3.39	13.16	V
Highest	3750	-57.67	-13	-44.67	-69.93	2.64	14.90	H
	5625	-55.87	-13	-42.87	-67.73	2.94	14.80	H
	7515	-52.36	-13	-39.36	-62.13	3.39	13.16	H
	3750	-57.23	-13	-44.23	-69.49	2.64	14.90	V
	5625	-56.31	-13	-43.31	-68.17	2.94	14.80	V
	7515	-52.68	-13	-39.68	-62.45	3.39	13.16	V

Remark: Spurious emissions within 30-1000MHz were found more than 20dB below limit line.

EN-DC_12A_n25A / LTE 10MHz + NR 40MHz / QPSK / LTE(ANT0) + NR(ANT2)								
Channel	Frequency (MHz)	EIRP (dBm)	Limit (dBm)	Over Limit (dB)	S.G. Power (dBm)	TX Cable loss (dB)	TX Antenna Gain (dBi)	Polarization (H/V)
Lowest	3705	-57.65	-13	-44.65	-69.91	2.64	14.90	H
	5550	-55.30	-13	-42.30	-67.16	2.94	14.80	H
	7410	-53.10	-13	-40.10	-62.87	3.39	13.16	H
	3705	-57.94	-13	-44.94	-70.20	2.64	14.90	V
	5550	-55.86	-13	-42.86	-67.72	2.94	14.80	V
	7410	-52.71	-13	-39.71	-62.48	3.39	13.16	V
Middle	3735	-58.07	-13	-45.07	-70.33	2.64	14.90	H
	5595	-55.74	-13	-42.74	-67.60	2.94	14.80	H
	7455	-52.95	-13	-39.95	-62.72	3.39	13.16	H
	3735	-57.63	-13	-44.63	-69.89	2.64	14.90	V
	5595	-56.01	-13	-43.01	-67.87	2.94	14.80	V
	7455	-53.04	-13	-40.04	-62.81	3.39	13.16	V
Highest	3750	-58.12	-13	-45.12	-70.38	2.64	14.90	H
	5625	-55.98	-13	-42.98	-67.84	2.94	14.80	H
	7515	-52.95	-13	-39.95	-62.72	3.39	13.16	H
	3750	-57.75	-13	-44.75	-70.01	2.64	14.90	V
	5625	-56.71	-13	-43.71	-68.57	2.94	14.80	V
	7515	-53.10	-13	-40.10	-62.87	3.39	13.16	V

Remark: Spurious emissions within 30-1000MHz were found more than 20dB below limit line.

EN-DC_48A_n25A / LTE 10MHz + NR 40MHz / QPSK / LTE(ANT5) + NR(ANT2)								
Channel	Frequency (MHz)	EIRP (dBm)	Limit (dBm)	Over Limit (dB)	S.G. Power (dBm)	TX Cable loss (dB)	TX Antenna Gain (dBi)	Polarization (H/V)
Lowest	3705	-58.03	-13	-45.03	-70.29	2.64	14.90	H
	5550	-55.50	-13	-42.50	-67.36	2.94	14.80	H
	7410	-53.50	-13	-40.50	-63.27	3.39	13.16	H
	3705	-57.95	-13	-44.95	-70.21	2.64	14.90	V
	5550	-55.81	-13	-42.81	-67.67	2.94	14.80	V
	7410	-53.42	-13	-40.42	-63.19	3.39	13.16	V
Middle	3735	-58.28	-13	-45.28	-70.54	2.64	14.90	H
	5595	-55.78	-13	-42.78	-67.64	2.94	14.80	H
	7455	-53.10	-13	-40.10	-62.87	3.39	13.16	H
	3735	-57.98	-13	-44.98	-70.24	2.64	14.90	V
	5595	-56.24	-13	-43.24	-68.10	2.94	14.80	V
	7455	-53.27	-13	-40.27	-63.04	3.39	13.16	V
Highest	3750	-58.28	-13	-45.28	-70.54	2.64	14.90	H
	5625	-56.28	-13	-43.28	-68.14	2.94	14.80	H
	7515	-53.02	-13	-40.02	-62.79	3.39	13.16	H
	3750	-57.93	-13	-44.93	-70.19	2.64	14.90	V
	5625	-56.55	-13	-43.55	-68.41	2.94	14.80	V
	7515	-52.96	-13	-39.96	-62.73	3.39	13.16	V

Remark: Spurious emissions within 30-1000MHz were found more than 20dB below limit line.

5G NR n26 SA / NR 20MHz / QPSK / ANT0								
Channel	Frequency (MHz)	EIRP (dBm)	Limit (dBm)	Over Limit (dB)	S.G. Power (dBm)	TX Cable loss (dB)	TX Antenna Gain (dBi)	Polarization (H/V)
Lowest	1648	-65.49	-13	-52.49	-72.46	1.58	10.70	H
	2464	-61.34	-13	-48.34	-69.59	2.102	12.50	H
	3288	-60.84	-13	-47.84	-69.73	2.856	13.90	H
	1648	-64.35	-13	-51.35	-71.32	1.58	10.70	V
	2464	-59.25	-13	-46.25	-67.50	2.10	12.50	V
	3288	-60.72	-13	-47.72	-69.61	2.86	13.90	V
Middle	1656	-64.47	-13	-51.47	-71.44	1.58	10.70	H
	2480	-61.39	-13	-48.39	-69.64	2.102	12.50	H
	3312	-60.86	-13	-47.86	-69.75	2.856	13.90	H
	1656	-64.05	-13	-51.05	-71.02	1.58	10.70	V
	2480	-59.48	-13	-46.48	-67.73	2.10	12.50	V
	3312	-61.00	-13	-48.00	-69.89	2.86	13.90	V
Highest	1664	-64.63	-13	-51.63	-71.60	1.58	10.70	H
	2496	-61.13	-13	-48.13	-69.38	2.102	12.50	H
	3328	-61.38	-13	-48.38	-70.27	2.856	13.90	H
	1664	-64.22	-13	-51.22	-71.19	1.58	10.70	V
	2496	-59.68	-13	-46.68	-67.93	2.10	12.50	V
	3328	-60.97	-13	-47.97	-69.86	2.86	13.90	V

Remark: Spurious emissions within 30-1000MHz were found more than 20dB below limit line.

5G NR n71 SA / NR 20MHz / QPSK / ANT2								
Channel	Frequency (MHz)	EIRP (dBm)	Limit (dBm)	Over Limit (dB)	S.G. Power (dBm)	TX Cable loss (dB)	TX Antenna Gain (dBi)	Polarization (H/V)
Lowest	1328	-68.18	-13	-55.18	-69.93	1.02	4.92	H
	1992	-63.15	-13	-50.15	-65.12	1.27	5.39	H
	2656	-61.34	-13	-48.34	-64.27	1.49	6.57	H
	1328	-67.98	-13	-54.98	-69.73	1.02	4.92	V
	1992	-62.30	-13	-49.30	-64.27	1.27	5.39	V
	2656	-60.56	-13	-47.56	-63.49	1.49	6.57	V
Middle	1344	-67.78	-13	-54.78	-69.53	1.02	4.92	H
	2016	-63.10	-13	-50.10	-65.07	1.27	5.39	H
	2688	-61.00	-13	-48.00	-63.93	1.49	6.57	H
	1344	-67.60	-13	-54.60	-69.35	1.02	4.92	V
	2016	-62.23	-13	-49.23	-64.20	1.27	5.39	V
	2688	-60.47	-13	-47.47	-63.40	1.49	6.57	V
Highest	1360	-68.09	-13	-55.09	-69.84	1.02	4.92	H
	2040	-63.22	-13	-50.22	-65.19	1.27	5.39	H
	2712	-60.92	-13	-47.92	-63.85	1.49	6.57	H
	1360	-67.40	-13	-54.40	-69.15	1.02	4.92	V
	2040	-62.15	-13	-49.15	-64.12	1.27	5.39	V
	2712	-60.34	-13	-47.34	-63.27	1.49	6.57	V

Remark: Spurious emissions within 30-1000MHz were found more than 20dB below limit line.

EN-DC_7A_n71A / LTE 10MHz + NR 20MHz / QPSK / LTE(ANT2) + NR(ANT0)								
Channel	Frequency (MHz)	EIRP (dBm)	Limit (dBm)	Over Limit (dB)	S.G. Power (dBm)	TX Cable loss (dB)	TX Antenna Gain (dBi)	Polarization (H/V)
Lowest	1328	-68.19	-13	-55.19	-69.94	1.02	4.92	H
	1992	-62.16	-13	-49.16	-64.13	1.27	5.39	H
	2656	-56.23	-13	-43.23	-59.16	1.49	6.57	H
	1328	-68.96	-13	-55.96	-70.71	1.02	4.92	V
	1992	-63.33	-13	-50.33	-65.30	1.27	5.39	V
	2656	-54.11	-13	-41.11	-57.04	1.49	6.57	V
Middle	1344	-68.41	-13	-55.41	-70.16	1.02	4.92	H
	2016	-63.14	-13	-50.14	-65.11	1.27	5.39	H
	2688	-60.69	-13	-47.69	-63.62	1.49	6.57	H
	1344	-67.91	-13	-54.91	-69.66	1.02	4.92	V
	2016	-62.08	-13	-49.08	-64.05	1.27	5.39	V
	2688	-60.24	-13	-47.24	-63.17	1.49	6.57	V
Highest	1360	-68.39	-13	-55.39	-70.14	1.02	4.92	H
	2040	-63.06	-13	-50.06	-65.03	1.27	5.39	H
	2712	-60.68	-13	-47.68	-63.61	1.49	6.57	H
	1360	-67.86	-13	-54.86	-69.61	1.02	4.92	V
	2040	-62.38	-13	-49.38	-64.35	1.27	5.39	V
	2712	-60.31	-13	-47.31	-63.24	1.49	6.57	V

Remark: Spurious emissions within 30-1000MHz were found more than 20dB below limit line.