B5_N66(5M)_DFT-s-OFDM_BPSK_Edge_1RB_Left_Low_CH

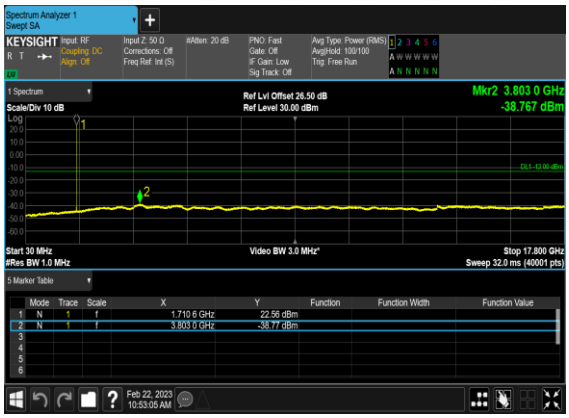

B5_N66(5M)_DFT-s-OFDM_QPSK_Edge_1RB_Left_Low_CH

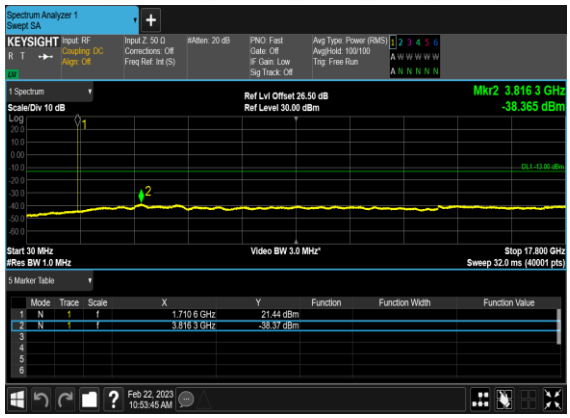

B5_N66(5M)_DFT-s-OFDM_BPSK_Edge_1RB_Left_Mid_CH

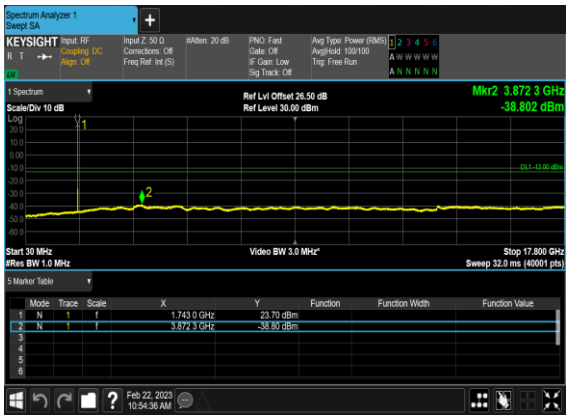

B5_N66(5M)_DFT-s-OFDM_QPSK_Edge_1RB_Left_Mid_CH

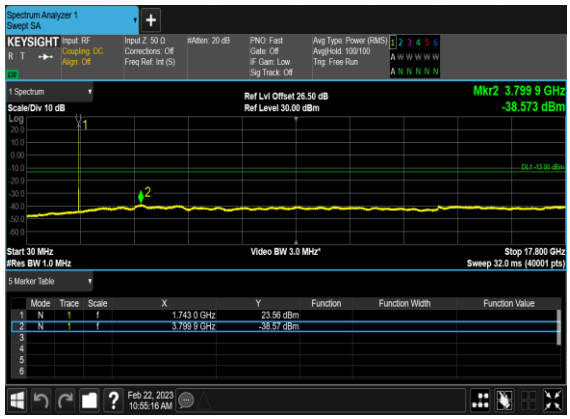

B5_N66(5M)_DFT-s-OFDM_BPSK_Edge_1RB_Left_High_CH

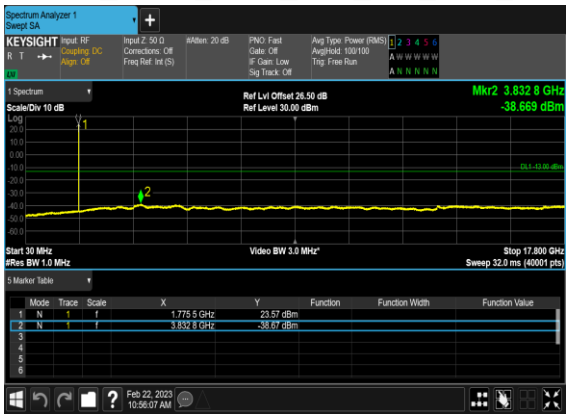

B5_N66(5M)_DFT-s-OFDM_QPSK_Edge_1RB_Left_High_CH

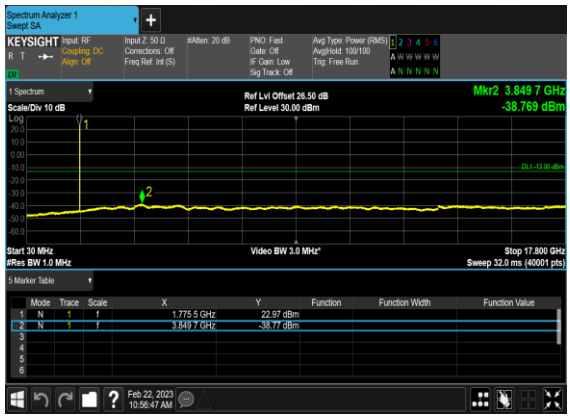

B5_N66(20M)_DFT-s-OFDM_BPSK_Edge_1RB_Left_Low_CH

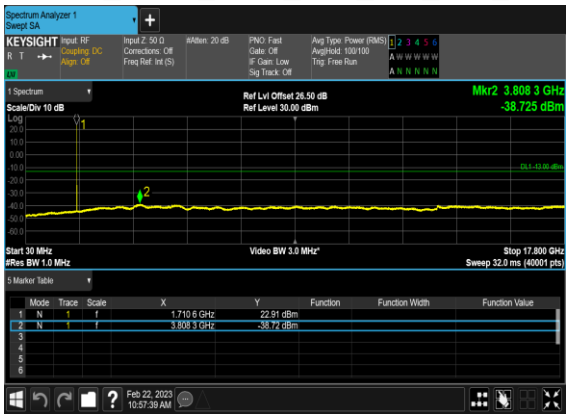

B5_N66(20M)_DFT-s-OFDM_QPSK_Edge_1RB_Left_Low_CH

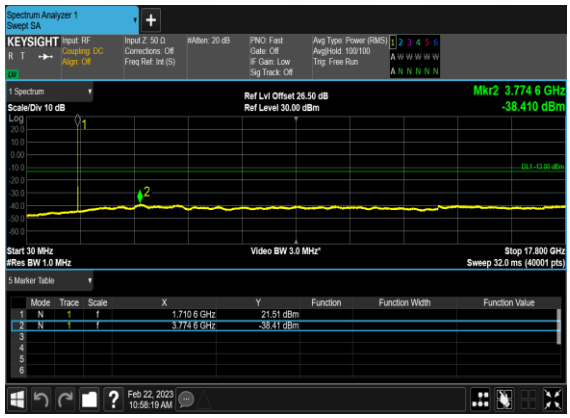

B5_N66(20M)_DFT-s-OFDM_BPSK_Edge_1RB_Left_Mid_CH

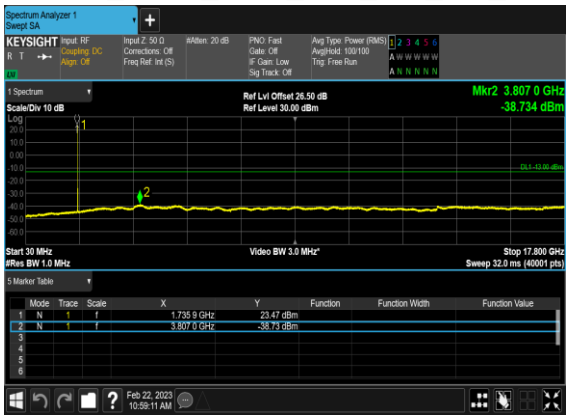

B5_N66(20M)_DFT-s-OFDM_QPSK_Edge_1RB_Left_Mid_CH

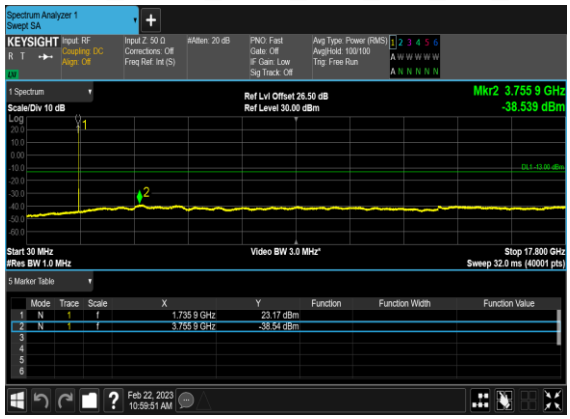

B5_N66(20M)_DFT-s-OFDM_BPSK_Edge_1RB_Left_High_CH

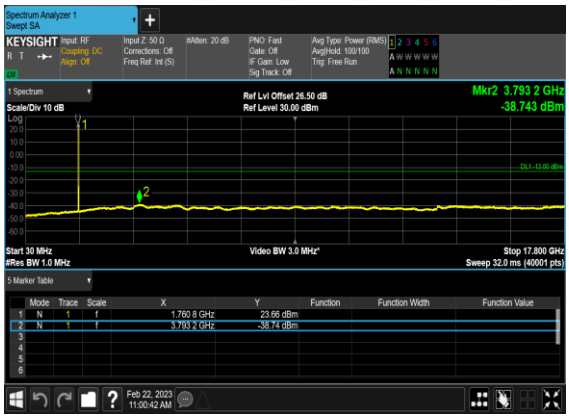

B5_N66(20M)_DFT-s-OFDM_QPSK_Edge_1RB_Left_High_CH

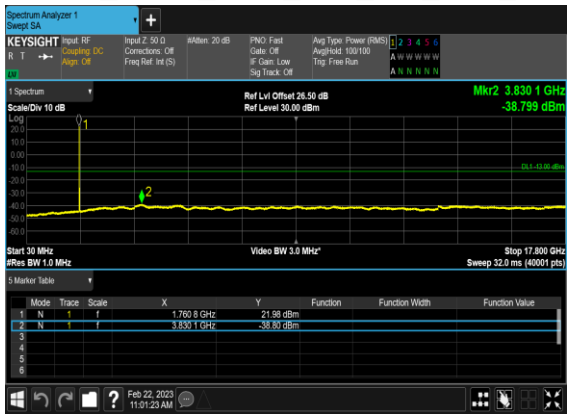

B5_N66(40M)_DFT-s-OFDM_BPSK_Edge_1RB_Left_Low_CH

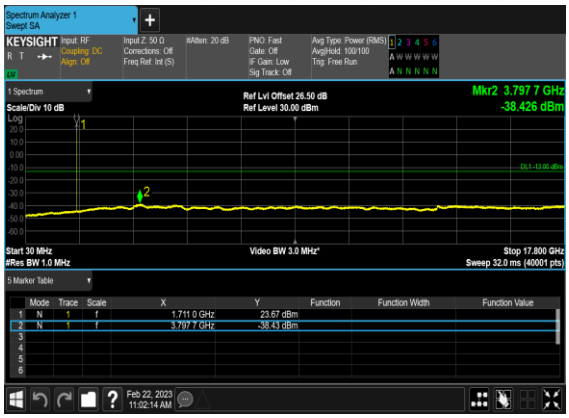

B5_N66(40M)_DFT-s-OFDM_QPSK_Edge_1RB_Left_Low_CH

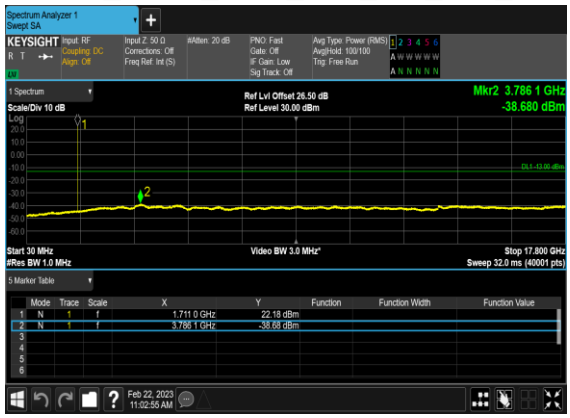

B5_N66(40M)_DFT-s-OFDM_BPSK_Edge_1RB_Left_Mid_CH

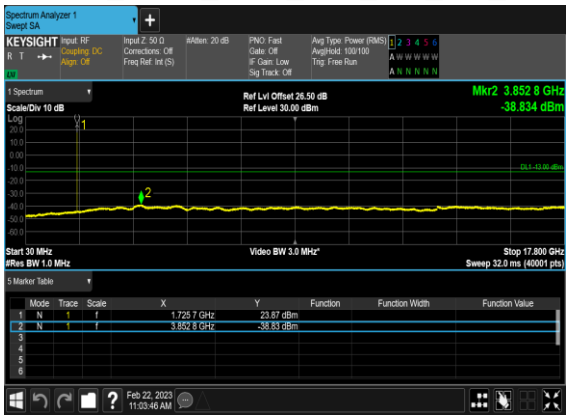

B5_N66(40M)_DFT-s-OFDM_QPSK_Edge_1RB_Left_Mid_CH

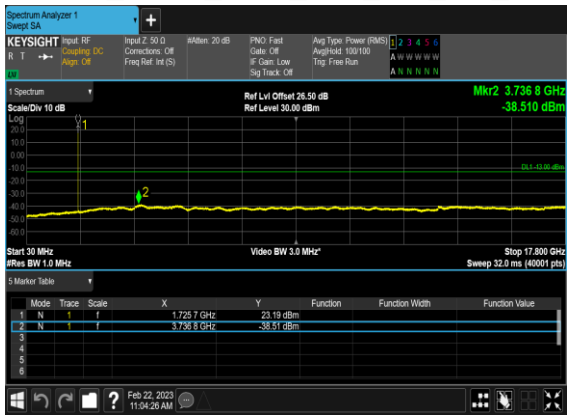

B5_N66(40M)_DFT-s-OFDM_BPSK_Edge_1RB_Left_High_CH

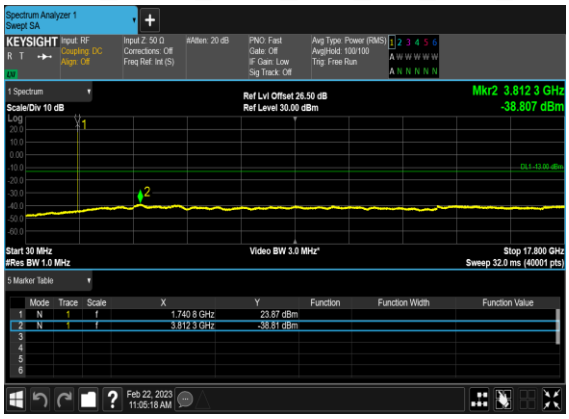

B5_N66(40M)_DFT-s-OFDM_QPSK_Edge_1RB_Left_High_CH

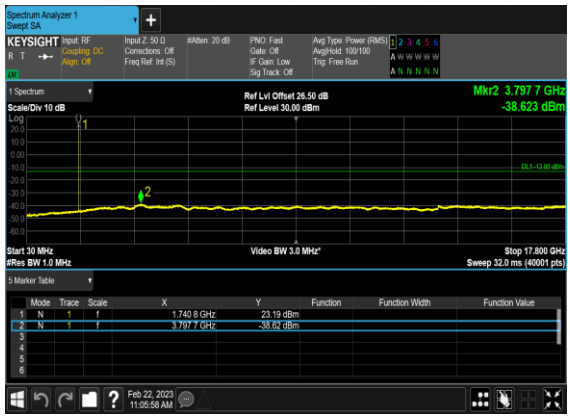

Conducted Band Edge

NR Band	SCS (kHz)	Bandwidth (MHz)	Arfcn	Freq (MHz)	Modulation	RB	Result	Verdict
66	15	5	342500	1712.5	DFT-s-OFDM BPSK	1@0	see graph	**PASS**
66	15	5	342500	1712.5	DFT-s-OFDM QPSK	1@0	see graph	**PASS**
66	15	5	342500	1712.5	DFT-s-OFDM BPSK	25@0	see graph	**PASS**
66	15	5	342500	1712.5	DFT-s-OFDM QPSK	25@0	see graph	**PASS**
66	15	5	355500	1777.5	DFT-s-OFDM BPSK	1@24	see graph	**PASS**
66	15	5	355500	1777.5	DFT-s-OFDM QPSK	1@24	see graph	**PASS**
66	15	5	355500	1777.5	DFT-s-OFDM BPSK	25@0	see graph	**PASS**
66	15	5	355500	1777.5	DFT-s-OFDM QPSK	25@0	see graph	**PASS**
66	15	20	344000	1720.0	DFT-s-OFDM BPSK	1@0	see graph	**PASS**
66	15	20	344000	1720.0	DFT-s-OFDM QPSK	1@0	see graph	**PASS**
66	15	20	344000	1720.0	DFT-s-OFDM BPSK	100@0	see graph	**PASS**
66	15	20	344000	1720.0	DFT-s-OFDM QPSK	100@0	see graph	**PASS**
66	15	20	354000	1770.0	DFT-s-OFDM BPSK	1@105	see graph	**PASS**
66	15	20	354000	1770.0	DFT-s-OFDM QPSK	1@105	see graph	**PASS**
66	15	20	354000	1770.0	DFT-s-OFDM BPSK	100@0	see graph	**PASS**
66	15	20	354000	1770.0	DFT-s-OFDM QPSK	100@0	see graph	**PASS**
66	15	40	346000	1730.0	DFT-s-OFDM BPSK	1@0	see graph	**PASS**
66	15	40	346000	1730.0	DFT-s-OFDM QPSK	1@0	see graph	**PASS**
66	15	40	346000	1730.0	DFT-s-OFDM BPSK	216@0	see graph	**PASS**
66	15	40	346000	1730.0	DFT-s-OFDM QPSK	216@0	see graph	**PASS**
66	15	40	352000	1760.0	DFT-s-OFDM BPSK	1@215	see graph	**PASS**
66	15	40	352000	1760.0	DFT-s-OFDM QPSK	1@215	see graph	**PASS**
66	15	40	352000	1760.0	DFT-s-OFDM BPSK	216@0	see graph	**PASS**
66	15	40	352000	1760.0	DFT-s-OFDM QPSK	216@0	see graph	**PASS**

B5_N66(5M)_DFT-s-OFDM_BPSK_Edge_1RB_Left_Low_CH

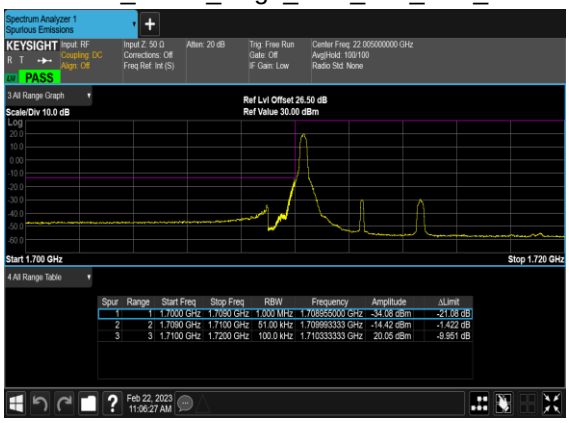

B5_N66(5M)_DFT-s-OFDM_QPSK_Edge_1RB_Left_Low_CH

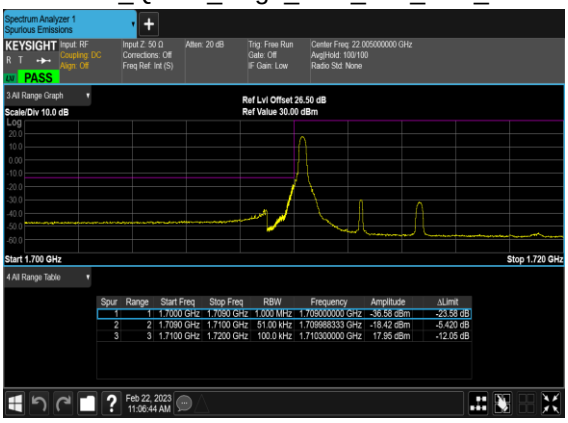

B5_N66(5M)_DFT-s-OFDM_BPSK_Outer_Full_Low_CH

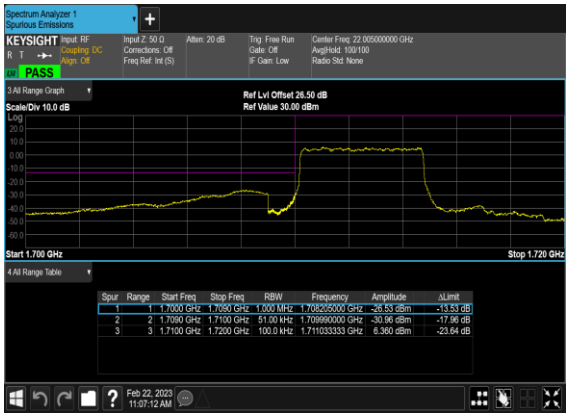

B5_N66(5M)_DFT-s-OFDM_QPSK_Outer_Full_Low_CH

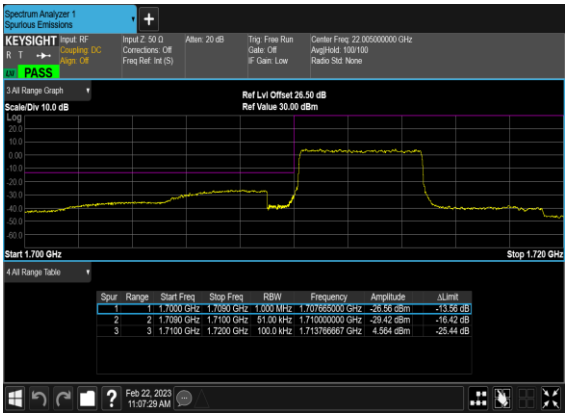

B5_N66(5M)_DFT-s-OFDM_BPSK_Edge_1RB_Right_High_CH

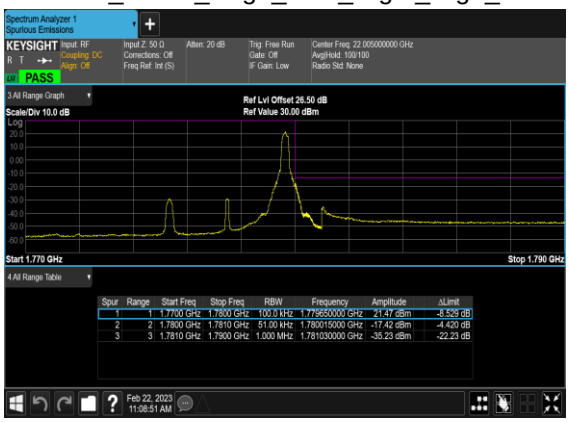

B5_N66(5M)_DFT-s-OFDM_QPSK_Edge_1RB_Right_High_CH

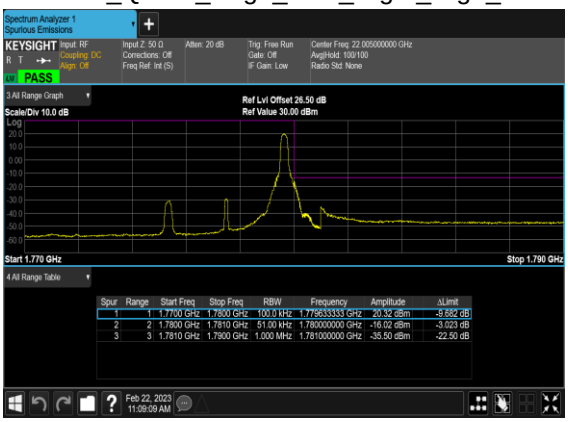

B5_N66(5M)_DFT-s-OFDM_BPSK_Outer_Full_High_CH

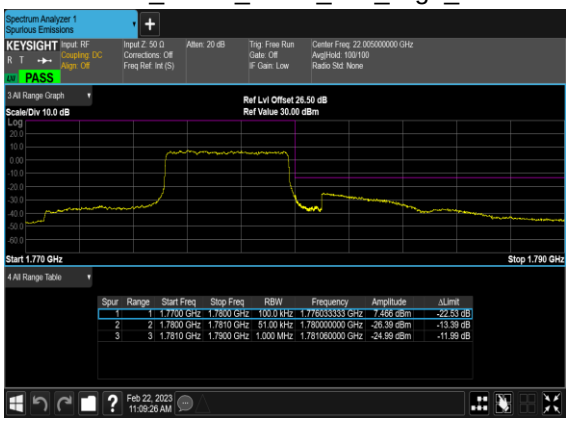

B5_N66(5M)_DFT-s-OFDM_QPSK_Outer_Full_High_CH

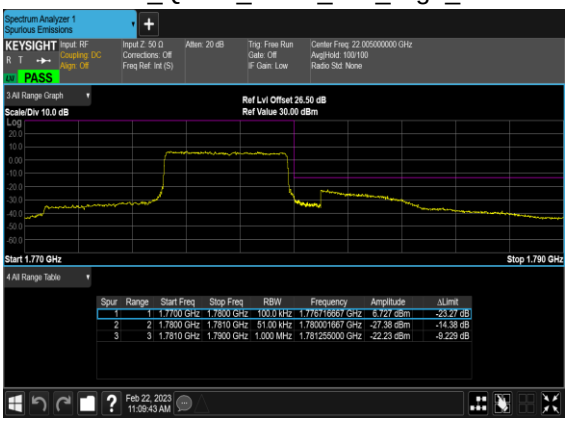

B5_N66(20M)_DFT-s-OFDM_BPSK_Edge_1RB_Left_Low_CH

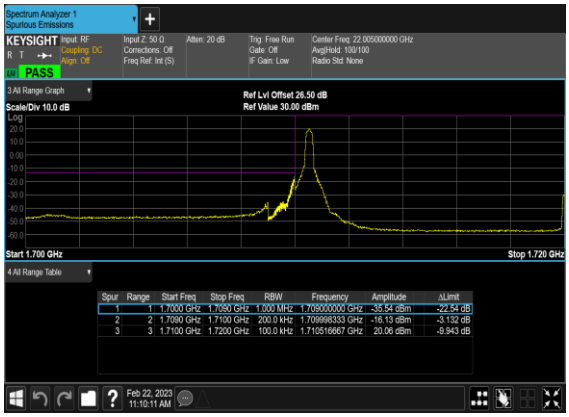

B5_N66(20M)_DFT-s-OFDM_QPSK_Edge_1RB_Left_Low_CH

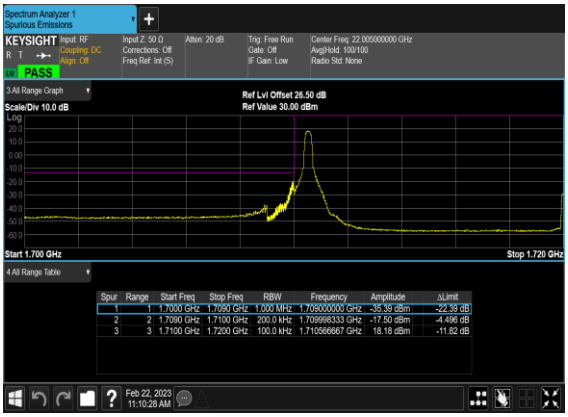

B5_N66(20M)_DFT-s-OFDM_BPSK_Outer_Full_Low_CH

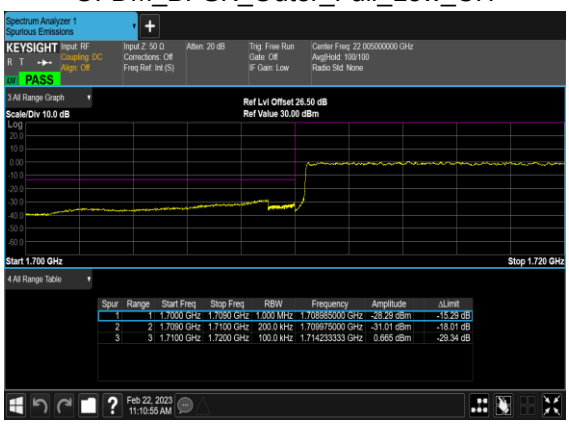

B5_N66(20M)_DFT-s-OFDM_QPSK_Outer_Full_Low_CH

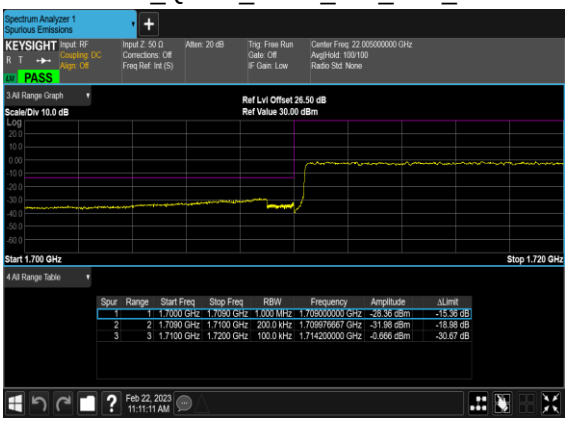

B5_N66(20M)_DFT-s-OFDM_BPSK_Edge_1RB_Right_High_CH

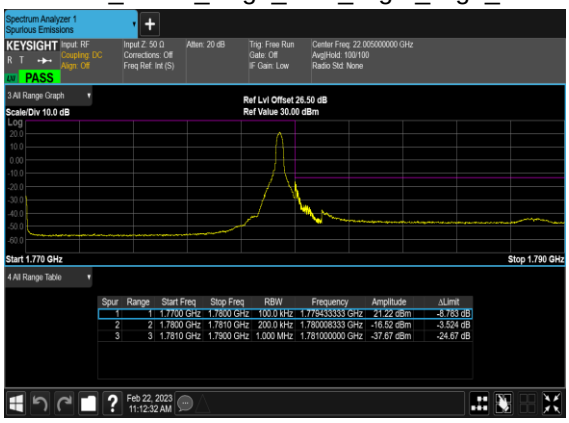

B5_N66(20M)_DFT-s-OFDM_QPSK_Edge_1RB_Right_High_CH

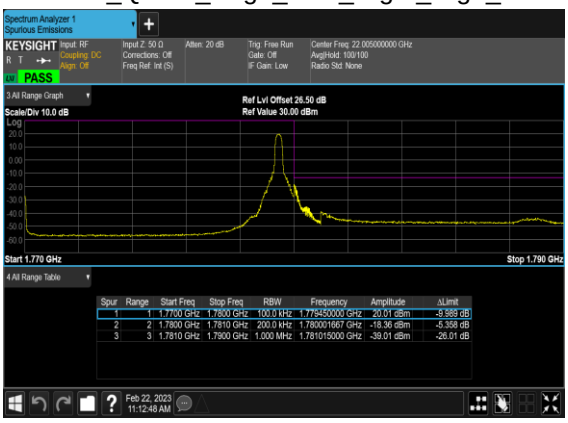

B5_N66(20M)_DFT-s-OFDM_BPSK_Outer_Full_High_CH

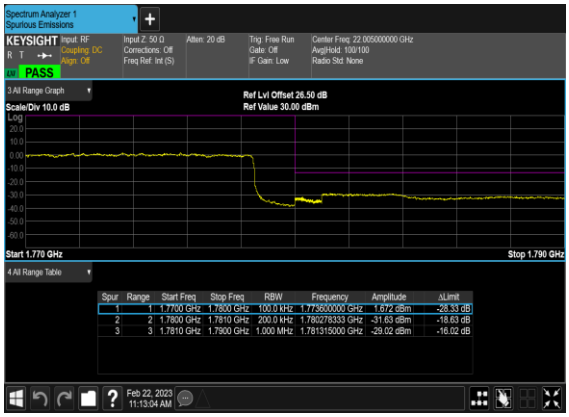

B5_N66(20M)_DFT-s-OFDM_QPSK_Outer_Full_High_CH

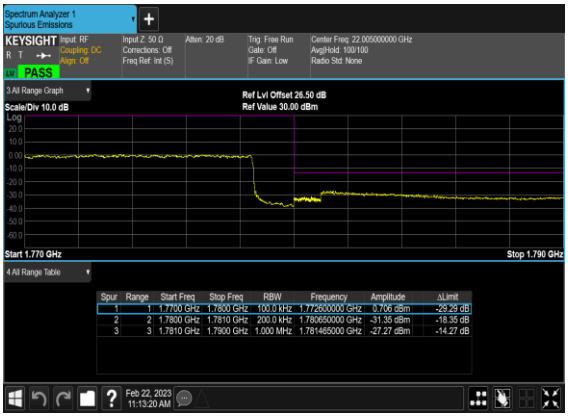

B5_N66(40M)_DFT-s-OFDM_BPSK_Edge_1RB_Left_Low_CH

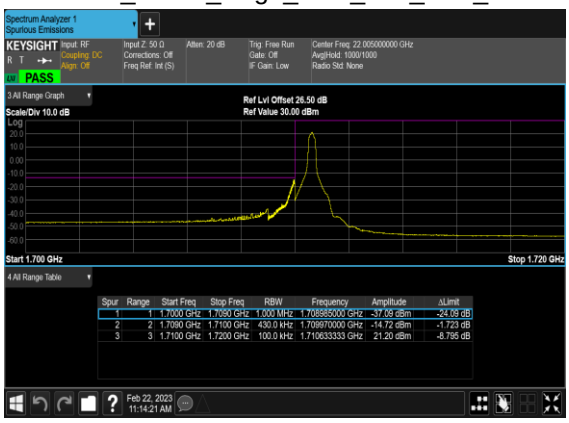

B5_N66(40M)_DFT-s-OFDM_QPSK_Edge_1RB_Left_Low_CH

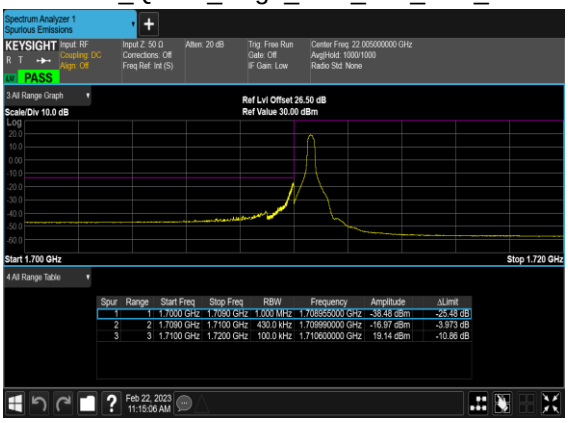

B5_N66(40M)_DFT-s-OFDM_BPSK_Outer_Full_Low_CH

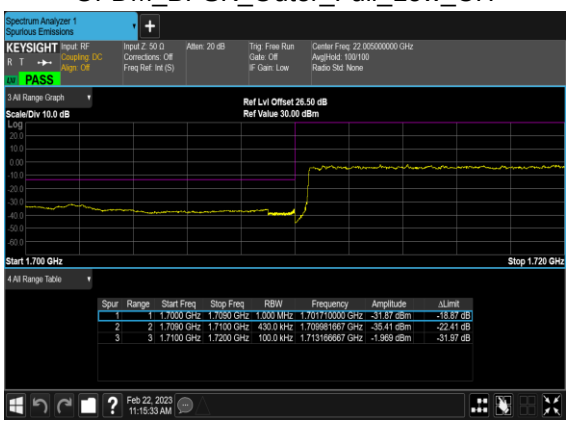

B5_N66(40M)_DFT-s-OFDM_QPSK_Outer_Full_Low_CH

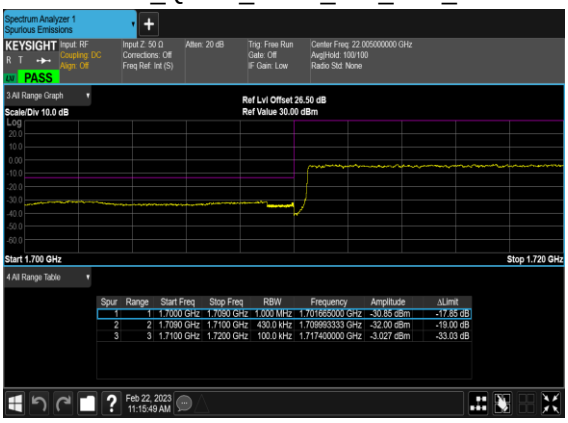

B5_N66(40M)_DFT-s-OFDM_BPSK_Edge_1RB_Right_High_CH

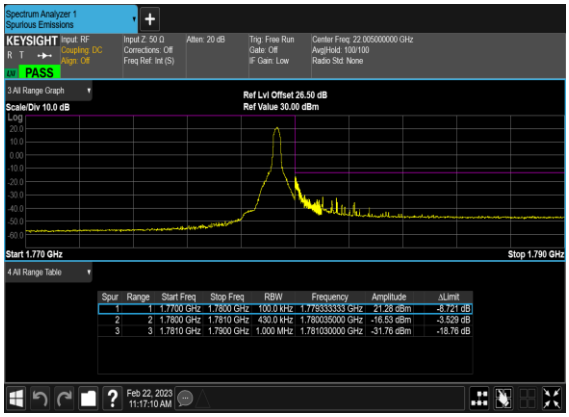

B5_N66(40M)_DFT-s-OFDM_QPSK_Edge_1RB_Right_High_CH

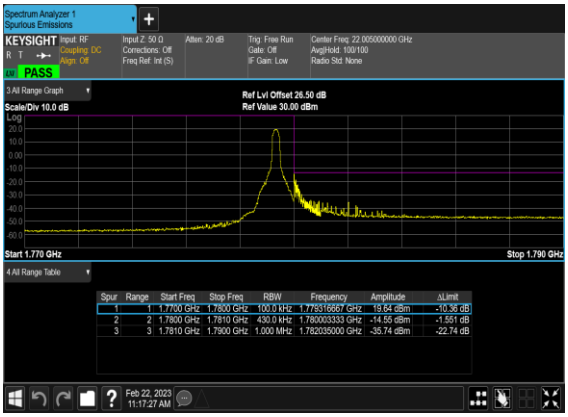

B5_N66(40M)_DFT-s-OFDM_BPSK_Outer_Full_High_CH

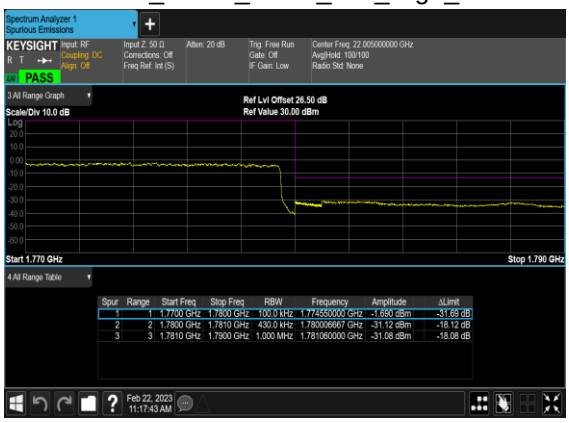

B5_N66(40M)_DFT-s-OFDM_QPSK_Outer_Full_High_CH

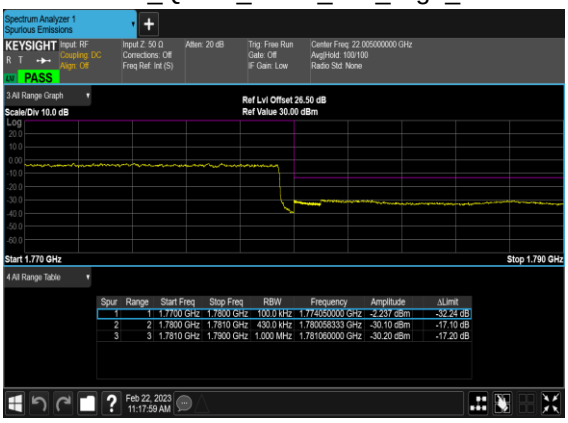

Appendix B. Test Results of Radiated Test

Radiated Spurious Emission

Test Engineer :	Carry Xu	Temperature :	23~25℃
		Relative Humidity :	41~42%

RSE Pre-scanned harmonic for the different antenna combinations, we choose the worst antenna mode to perform final test.

SA n7 / NR 40MHz / QPSK / ANT2(NR)								
Channel	Frequency (MHz)	ERP (dBm)	Limit (dBm)	Over Limit (dB)	S.G. Power (dBm)	TX Cable loss (dB)	TX Antenna Gain (dBi)	Polarization (H/V)
Lowest	4994	-63.01	-25	-38.01	-73.22	3.03	13.24	H
	7500	-58.32	-25	-33.32	-67.77	3.56	13.01	H
	10006	-61.67	-25	-36.67	-71.19	3.92	13.44	H
	4994	-61.36	-25	-36.36	-71.57	3.03	13.24	V
	7500	-56.44	-25	-31.44	-65.89	3.56	13.01	V
	10006	-61.59	-25	-36.59	-71.11	3.92	13.44	V
Middle	5036	-63.85	-25	-38.85	-74.06	3.03	13.24	H
	7542	-59.79	-25	-34.79	-69.24	3.56	13.01	H
	10062	-62.62	-25	-37.62	-72.14	3.92	13.44	H
	5036	-63.17	-25	-38.17	-73.38	3.03	13.24	V
	7542	-53.84	-25	-28.84	-63.29	3.56	13.01	V
	10062	-62.77	-25	-37.77	-72.29	3.92	13.44	V
Highest	5064	-63.62	-25	-38.62	-73.83	3.03	13.24	H
	7598	-59.49	-25	-34.49	-68.94	3.56	13.01	H
	10132	-62.05	-25	-37.05	-71.57	3.92	13.44	H
	5064	-63.71	-25	-38.71	-73.92	3.03	13.24	V
	7598	-63.08	-25	-38.08	-72.53	3.56	13.01	V
	10132	-61.89	-25	-36.89	-71.41	3.92	13.44	V

Remark: Spurious emissions within 30-1000MHz were found more than 20dB below limit line.

SA n38 / NR 40MHz / QPSK / ANT2(NR)								
Channel	Frequency (MHz)	EIRP (dBm)	Limit (dBm)	Over Limit (dB)	S.G. Power (dBm)	TX Cable loss (dB)	TX Antenna Gain (dBi)	Polarization (H/V)
Lowest	5148	-63.27	-25	-38.27	-73.48	3.03	13.24	H
	7710	-62.29	-25	-37.29	-71.74	3.56	13.01	H
	10286	-61.26	-25	-36.26	-70.78	3.92	13.44	H
	5148	-63.91	-25	-38.91	-74.12	3.03	13.24	V
	7710	-61.86	-25	-36.86	-71.31	3.56	13.01	V
	10286	-61.56	-25	-36.56	-71.08	3.92	13.44	V
Middle	5148	-63.45	-25	-38.45	-73.66	3.03	13.24	H
	7724	-62.11	-25	-37.11	-71.56	3.56	13.01	H
	10314	-61.56	-25	-36.56	-71.08	3.92	13.44	H
	5148	-63.58	-25	-38.58	-73.79	3.03	13.24	V
	7724	-61.91	-25	-36.91	-71.36	3.56	13.01	V
	10314	-61.71	-25	-36.71	-71.23	3.92	13.44	V
Highest	5162	-63.16	-25	-38.16	-73.37	3.03	13.24	H
	7752	-62.20	-25	-37.20	-71.65	3.56	13.01	H
	10328	-61.44	-25	-36.44	-70.96	3.92	13.44	H
	5162	-63.79	-25	-38.79	-74.00	3.03	13.24	V
	7752	-62.44	-25	-37.44	-71.89	3.56	13.01	V
	10328	-62.30	-25	-37.30	-71.82	3.92	13.44	V

Remark: Spurious emissions within 30-1000MHz were found more than 20dB below limit line.

SA n41 / NR 100MHz / QPSK / ANT2(NR)								
Channel	Frequency (MHz)	EIRP (dBm)	Limit (dBm)	Over Limit (dB)	S.G. Power (dBm)	TX Cable loss (dB)	TX Antenna Gain (dBi)	Polarization (H/V)
Lowest	5008	-63.10	-25	-38.10	-73.31	3.03	13.24	H
	7500	-63.07	-25	-38.07	-72.52	3.56	13.01	H
	10006	-61.93	-25	-36.93	-71.45	3.92	13.44	H
	5008	-63.23	-25	-38.23	-73.44	3.03	13.24	V
	7500	-62.71	-25	-37.71	-72.16	3.56	13.01	V
	10006	-61.61	-25	-36.61	-71.13	3.92	13.44	V
Middle	5092	-63.25	-25	-38.25	-73.46	3.03	13.24	H
	7640	-62.67	-25	-37.67	-72.12	3.56	13.01	H
	10188	-61.37	-25	-36.37	-70.89	3.92	13.44	H
	5092	-63.33	-25	-38.33	-73.54	3.03	13.24	V
	7640	-62.54	-25	-37.54	-71.99	3.56	13.01	V
	10188	-61.57	-25	-36.57	-71.09	3.92	13.44	V
Highest	5192	-62.22	-25	-37.22	-72.43	3.03	13.24	H
	7784	-62.44	-25	-37.44	-71.89	3.56	13.01	H
	10380	-68.22	-25	-43.22	-77.74	3.92	13.44	H
	5192	-62.26	-25	-37.26	-72.47	3.03	13.24	V
	7784	-62.28	-25	-37.28	-71.73	3.56	13.01	V
	10380	-68.90	-25	-43.90	-78.42	3.92	13.44	V

Remark: Spurious emissions within 30-1000MHz were found more than 20dB below limit line.

SA n66 / NR 40MHz / QPSK / ANT2(NR)								
Channel	Frequency (MHz)	EIRP (dBm)	Limit (dBm)	Over Limit (dB)	S.G. Power (dBm)	TX Cable loss (dB)	TX Antenna Gain (dBi)	Polarization (H/V)
Lowest	3420	-57.95	-13	-44.95	-68.69	2.604	13.34	H
	5130	-55.91	-13	-42.91	-66.42	3.011	13.52	H
	6855	-55.07	-13	-42.07	-65.27	3.271	13.47	H
	3420	-57.63	-13	-44.63	-68.37	2.604	13.34	V
	5130	-56.05	-13	-43.05	-66.56	3.011	13.52	V
	6855	-54.94	-13	-41.94	-65.14	3.271	13.47	V
Middle	3450	-58.39	-13	-45.39	-69.13	2.604	13.34	H
	5175	-55.43	-13	-42.43	-65.94	3.011	13.52	H
	6915	-54.88	-13	-41.88	-65.08	3.271	13.47	H
	3450	-58.47	-13	-45.47	-69.21	2.604	13.34	V
	5175	-55.74	-13	-42.74	-66.25	3.011	13.52	V
	6915	-54.70	-13	-41.70	-64.90	3.271	13.47	V
Highest	3480	-58.43	-13	-45.43	-69.17	2.604	13.34	H
	5220	-55.47	-13	-42.47	-65.98	3.011	13.52	H
	6975	-55.00	-13	-42.00	-65.20	3.271	13.47	H
	3480	-58.71	-13	-45.71	-69.45	2.604	13.34	V
	5220	-55.47	-13	-42.47	-65.98	3.011	13.52	V
	6975	-54.80	-13	-41.80	-65.00	3.271	13.47	V

Remark: Spurious emissions within 30-1000MHz were found more than 20dB below limit line.

EN-DC_13A_n66A / LTE 10MHz + NR 40MHz / QPSK / ANT0(LTE) & ANT2(NR)								
Channel	Frequency (MHz)	EIRP (dBm)	Limit (dBm)	Over Limit (dB)	S.G. Power (dBm)	TX Cable loss (dB)	TX Antenna Gain (dBi)	Polarization (H/V)
Lowest	3420	-58.33	-13	-45.33	-69.07	2.604	13.34	H
	5130	-55.84	-13	-42.84	-66.35	3.011	13.52	H
	6855	-54.88	-13	-41.88	-65.08	3.271	13.47	H
	3420	-58.56	-13	-45.56	-69.30	2.604	13.34	V
	5130	-55.91	-13	-42.91	-66.42	3.011	13.52	V
	6855	-55.02	-13	-42.02	-65.22	3.271	13.47	V
Middle	3450	-57.69	-13	-44.69	-68.43	2.604	13.34	H
	5175	-55.45	-13	-42.45	-65.96	3.011	13.52	H
	6915	-54.83	-13	-41.83	-65.03	3.271	13.47	H
	3450	-58.36	-13	-45.36	-69.10	2.604	13.34	V
	5175	-55.20	-13	-42.20	-65.71	3.011	13.52	V
	6915	-54.88	-13	-41.88	-65.08	3.271	13.47	V
Highest	3484	-58.10	-13	-45.10	-68.84	2.604	13.34	H
	5226	-55.75	-13	-42.75	-66.26	3.011	13.52	H
	6968	-54.85	-13	-41.85	-65.05	3.271	13.47	H
	3484	-58.56	-13	-45.56	-69.30	2.604	13.34	V
	5226	-55.89	-13	-42.89	-66.40	3.011	13.52	V
	6968	-54.91	-13	-41.91	-65.11	3.271	13.47	V

Remark: Spurious emissions within 30-1000MHz were found more than 20dB below limit line.

EN-DC_48A_n66A / LTE 10MHz + NR 40MHz / QPSK / ANT5(LTE) & ANT1(NR) – Other PA								
Channel	Frequency (MHz)	EIRP (dBm)	Limit (dBm)	Over Limit (dB)	S.G. Power (dBm)	TX Cable loss (dB)	TX Antenna Gain (dBi)	Polarization (H/V)
Lowest	3420	-57.98	-13	-44.98	-68.72	2.604	13.34	H
	5130	-55.88	-13	-42.88	-66.39	3.011	13.52	H
	6855	-54.91	-13	-41.91	-65.11	3.271	13.47	H
	3420	-58.36	-13	-45.36	-69.10	2.604	13.34	V
	5130	-55.99	-13	-42.99	-66.50	3.011	13.52	V
	6855	-55.05	-13	-42.05	-65.25	3.271	13.47	V
Middle	3450	-57.79	-13	-44.79	-68.53	2.604	13.34	H
	5175	-55.34	-13	-42.34	-65.85	3.011	13.52	H
	6915	-54.59	-13	-41.59	-64.79	3.271	13.47	H
	3450	-58.42	-13	-45.42	-69.16	2.604	13.34	V
	5175	-55.47	-13	-42.47	-65.98	3.011	13.52	V
	6915	-55.03	-13	-42.03	-65.23	3.271	13.47	V
Highest	3480	-57.95	-13	-44.95	-68.69	2.604	13.34	H
	5220	-55.03	-13	-42.03	-65.54	3.011	13.52	H
	6975	-54.67	-13	-41.67	-64.87	3.271	13.47	H
	3480	-58.68	-13	-45.68	-69.42	2.604	13.34	V
	5220	-55.25	-13	-42.25	-65.76	3.011	13.52	V
	6975	-54.73	-13	-41.73	-64.93	3.271	13.47	V

Remark: Spurious emissions within 30-1000MHz were found more than 20dB below limit line.