WCDMA Band V (RMC 12.2Kbps)

Lowest Channel

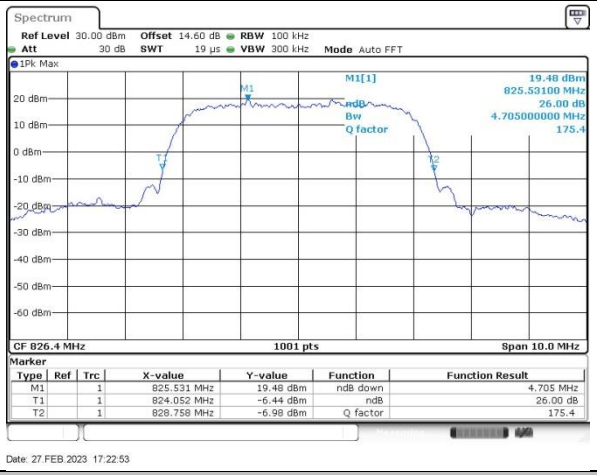

WCDMA Band II (RMC 12.2Kbps)

Lowest Channel

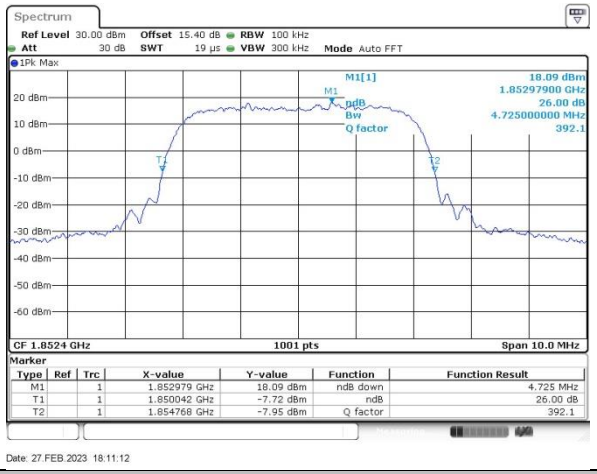

Middle Channl

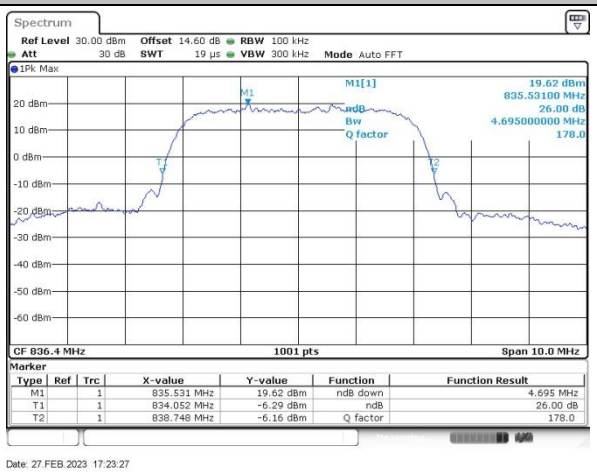

Middle Channel

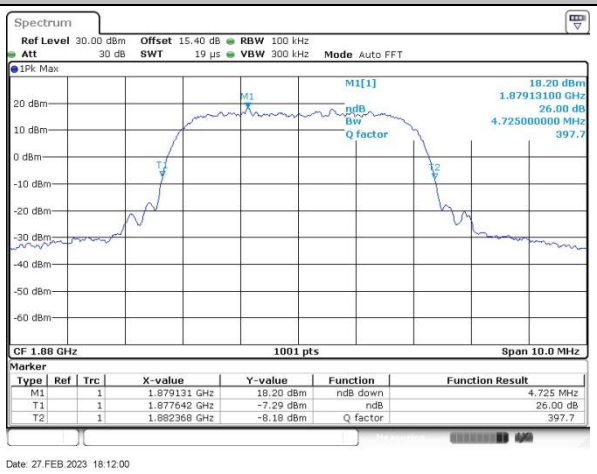

Highest Channel

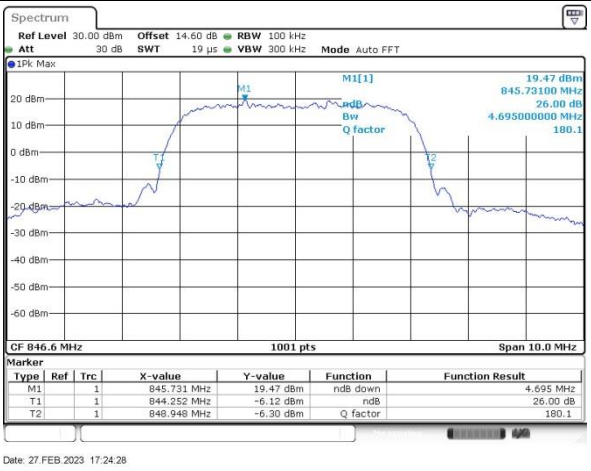

Highest Channel

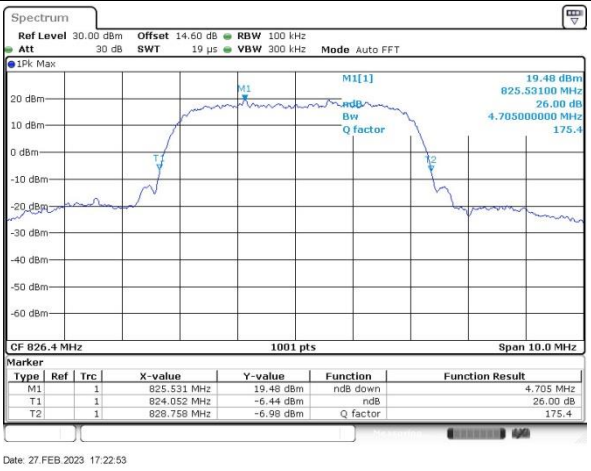

WCDMA Band IV (RMC 12.2Kbps)

Lowest Channel

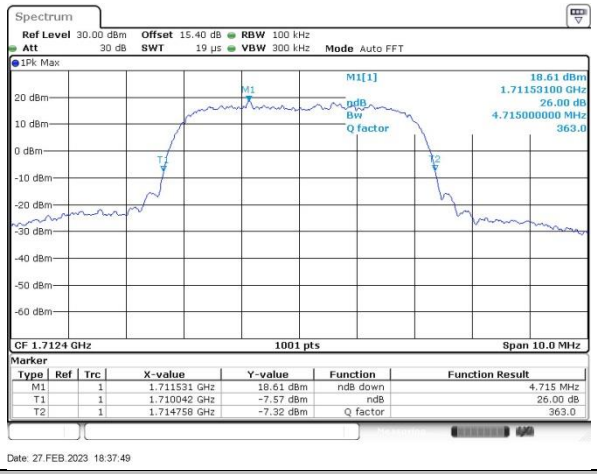

Middle Channel

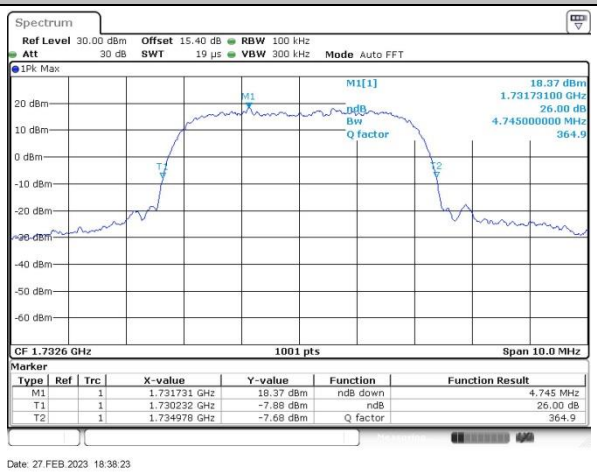

Highest Channel

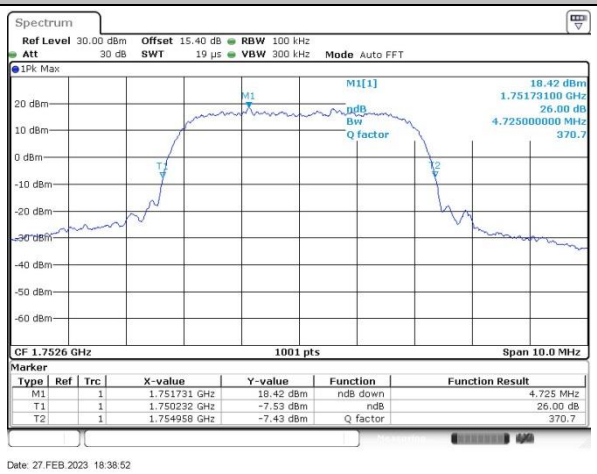

Occupied Bandwidth

Mode	WCDMA Band V(MHz)	WCDMA Band II(MHz)	WCDMA Band IV(MHz)
Mod.	RMC 12.2Kbps	RMC 12.2Kbps	RMC 12.2Kbps
Lowest CH	4.136	4.146	4.146
Middle CH	4.126	4.146	4.156
Highest CH	4.136	4.156	4.156

WCDMA Band V (RMC 12.2Kbps)

Lowest Channel

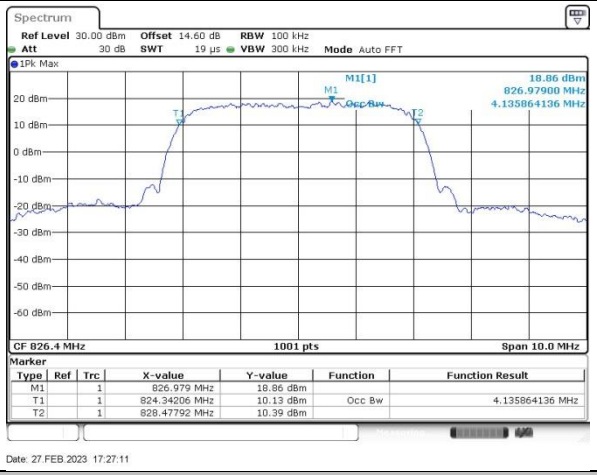

Middle Channel

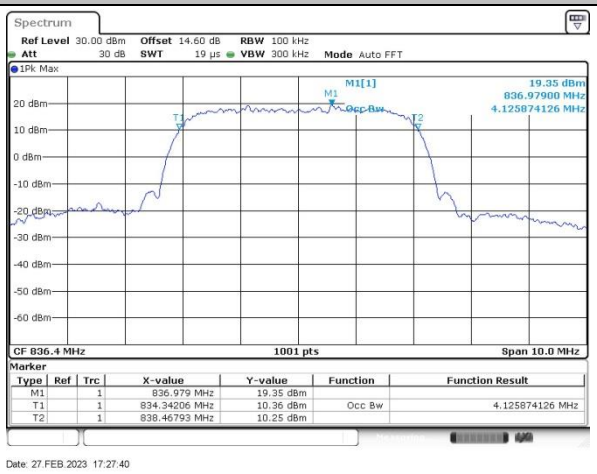

Highest Channel

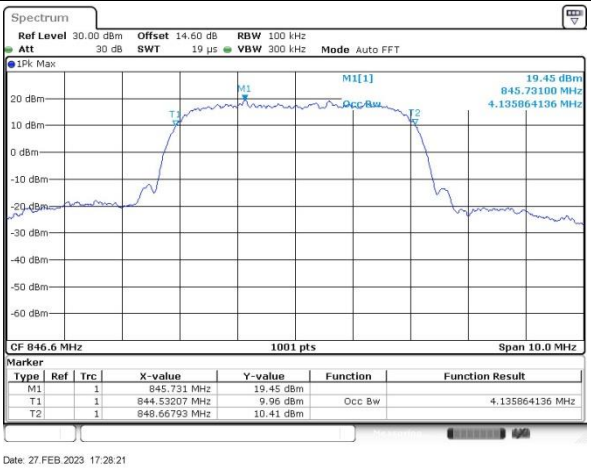

WCDMA Band II (RMC 12.2Kbps)

Lowest Channel

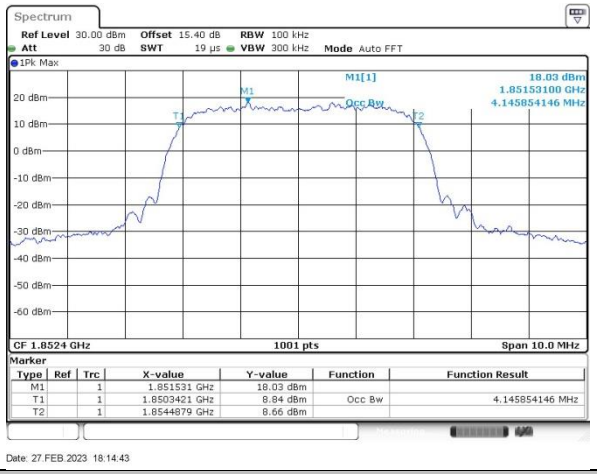

Middle Channel

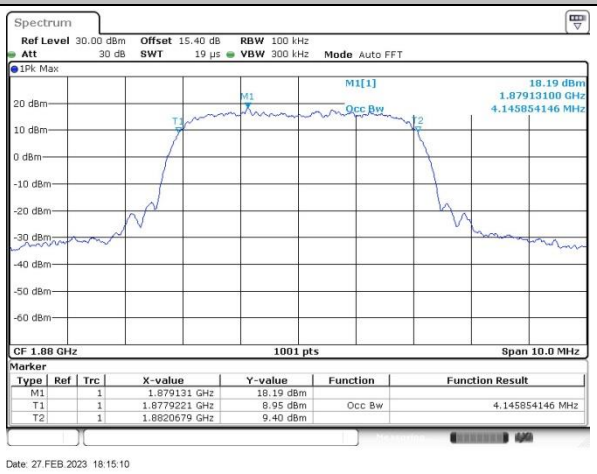

Highest Channel

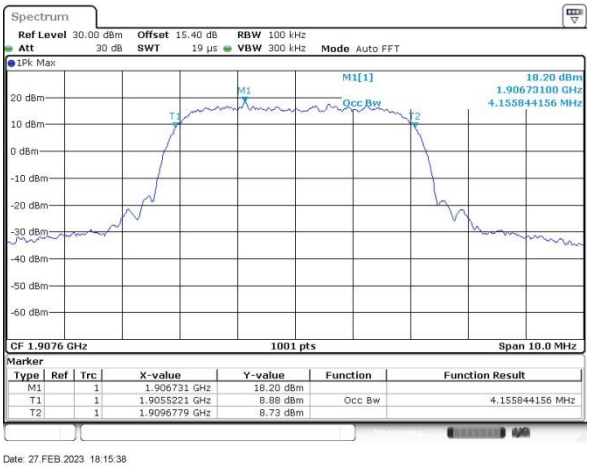

WCDMA Band IV (RMC 12.2Kbps)

Lowest Channel

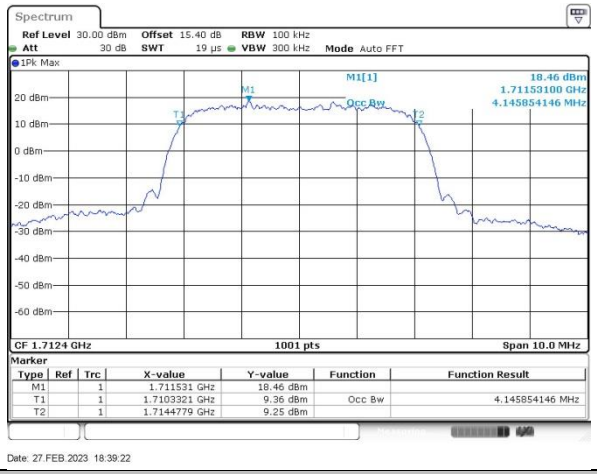

Middle Channel

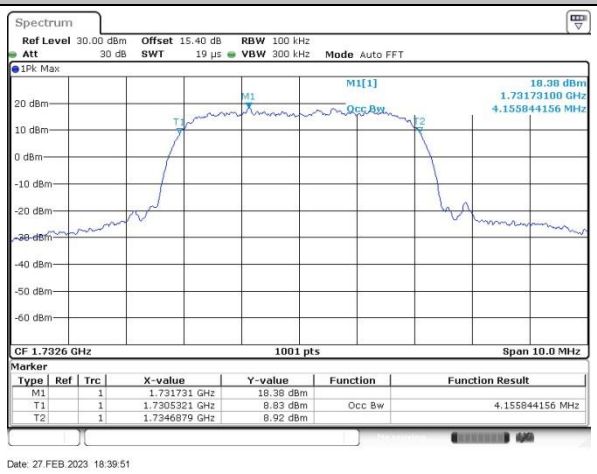

Highest Channel

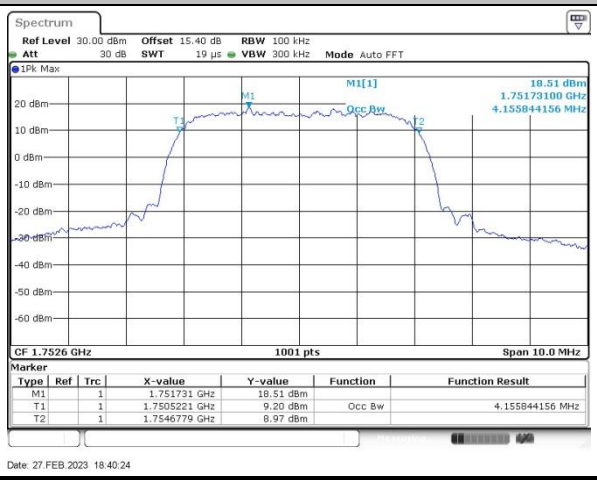

Conducted Band Edge

WCDMA Band V (RMC 12.2Kbps)

Lowest Band Edge

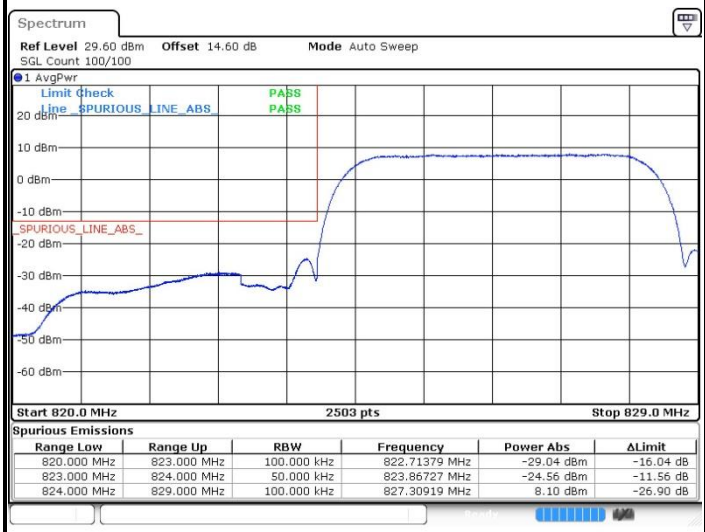

Spurious Emissions

Range Low	Range Up	RBW	Frequency	Power Abs	ΔLimit
820.000 MHz	823.000 MHz	100.000 kHz	822.71379 MHz	-29.04 dBm	-16.04 dB
823.000 MHz	824.000 MHz	50.000 kHz	823.86727 MHz	-24.56 dBm	-11.56 dB
824.000 MHz	829.000 MHz	100.000 kHz	827.30919 MHz	8.10 dBm	-26.90 dB

Date: 27.FEB.2023 17:30:20

Highest Band Edge

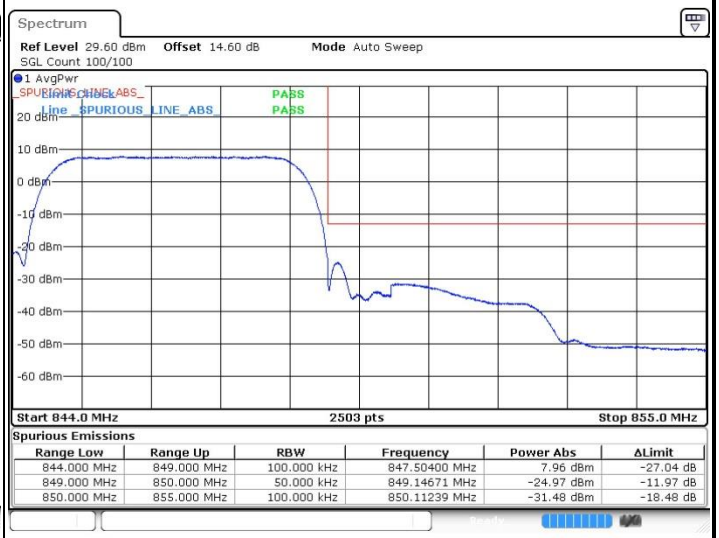

Spurious Emissions

Range Low	Range Up	RBW	Frequency	Power Abs	ΔLimit
844.000 MHz	849.000 MHz	100.000 kHz	847.50400 MHz	7.96 dBm	-27.04 dB
849.000 MHz	850.000 MHz	50.000 kHz	849.14671 MHz	-24.97 dBm	-11.97 dB
850.000 MHz	855.000 MHz	100.000 kHz	850.11239 MHz	-31.48 dBm	-18.48 dB

Date: 27.FEB.2023 17:31:56

WCDMA Band II (RMC 12.2Kbps)

Lowest Band Edge

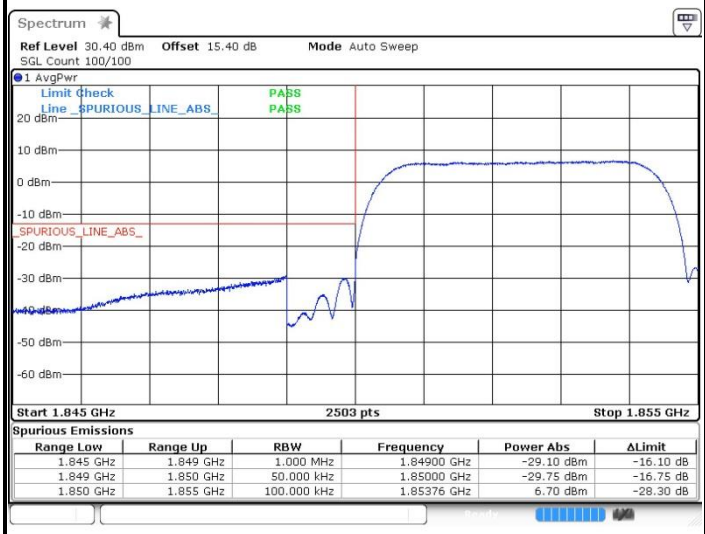

Spurious Emissions

Range Low	Range Up	RBW	Frequency	Power Abs	ΔLimit
1.845 GHz	1.849 GHz	1.000 MHz	1.84900 GHz	-29.10 dBm	-16.10 dB
1.849 GHz	1.850 GHz	50.000 kHz	1.85000 GHz	-29.75 dBm	-16.75 dB
1.850 GHz	1.855 GHz	100.000 kHz	1.85376 GHz	6.70 dBm	-28.30 dB

Date: 27.FEB.2023 18:08:33

Highest Band Edge

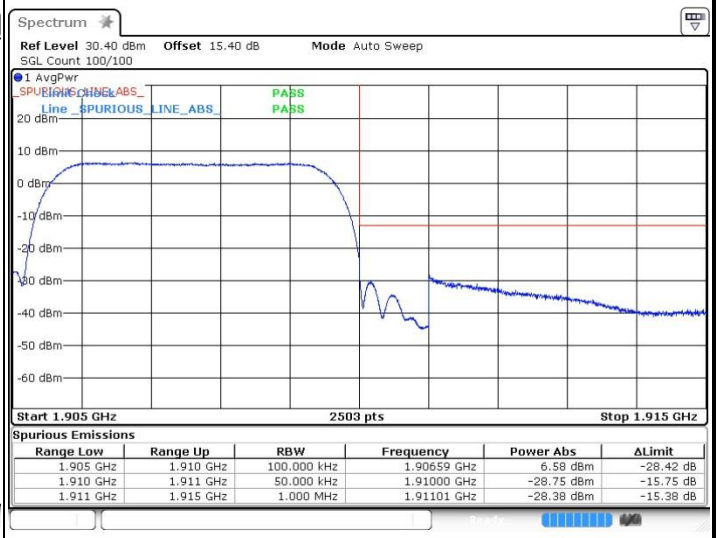

Spurious Emissions

Range Low	Range Up	RBW	Frequency	Power Abs	ΔLimit
1.905 GHz	1.910 GHz	100.000 kHz	1.90659 GHz	6.58 dBm	-28.42 dB
1.910 GHz	1.911 GHz	50.000 kHz	1.91000 GHz	-28.75 dBm	-15.75 dB
1.911 GHz	1.915 GHz	1.000 MHz	1.91101 GHz	-28.38 dBm	-15.38 dB

Date: 27.FEB.2023 18:10:10

WCDMA Band IV (RMC 12.2Kbps)

Lowest Band Edge

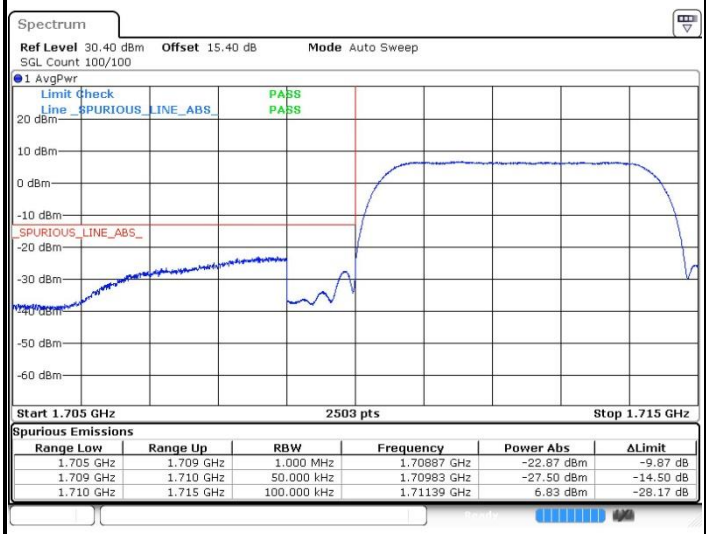

Spurious Emissions

Range Low	Range Up	RBW	Frequency	Power Abs	ΔLimit
1.705 GHz	1.709 GHz	1.000 MHz	1.70887 GHz	-22.87 dBm	-9.87 dB
1.709 GHz	1.710 GHz	50.000 kHz	1.70983 GHz	-27.50 dBm	-14.50 dB
1.710 GHz	1.715 GHz	100.000 kHz	1.71139 GHz	6.83 dBm	-28.17 dB

Date: 27.FEB.2023 18:44:23

Highest Band Edge

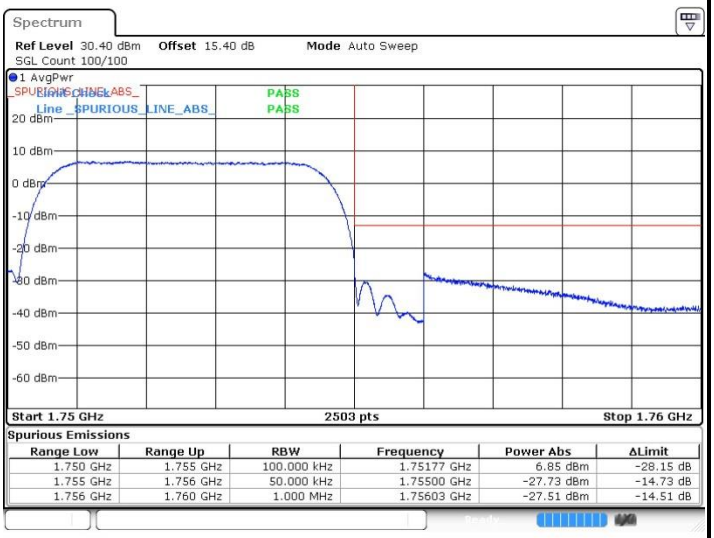

Spurious Emissions

Range Low	Range Up	RBW	Frequency	Power Abs	ΔLimit
1.750 GHz	1.755 GHz	100.000 kHz	1.75177 GHz	6.85 dBm	-28.15 dB
1.755 GHz	1.756 GHz	50.000 kHz	1.75500 GHz	-27.73 dBm	-14.73 dB
1.756 GHz	1.760 GHz	1.000 MHz	1.75603 GHz	-27.51 dBm	-14.51 dB

Date: 27.FEB.2023 18:46:06

Conducted Spurious Emission

WCDMA Band V (RMC 12.2Kbps)

Lowest Channel

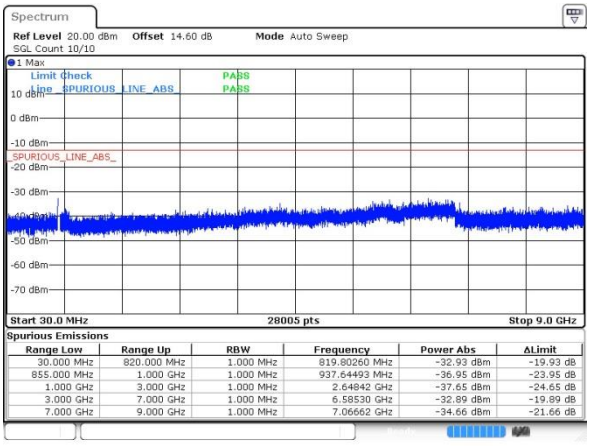

Spurious Emissions

Range Low	Range Up	RBW	Frequency	Power Abs	ΔLimit
30.000 MHz	820.000 MHz	1.000 MHz	819.80260 MHz	-32.93 dBm	-19.93 dB
855.000 MHz	1.000 GHz	1.000 MHz	937.64493 MHz	-36.95 dBm	-23.95 dB
1.000 GHz	3.000 GHz	1.000 MHz	2.64842 GHz	-37.65 dBm	-24.65 dB
3.000 GHz	7.000 GHz	1.000 MHz	6.58530 GHz	-32.89 dBm	-19.89 dB
7.000 GHz	9.000 GHz	1.000 MHz	7.06662 GHz	-34.66 dBm	-21.66 dB

Date: 27.FEB.2023 17:45:56

Middle Channel

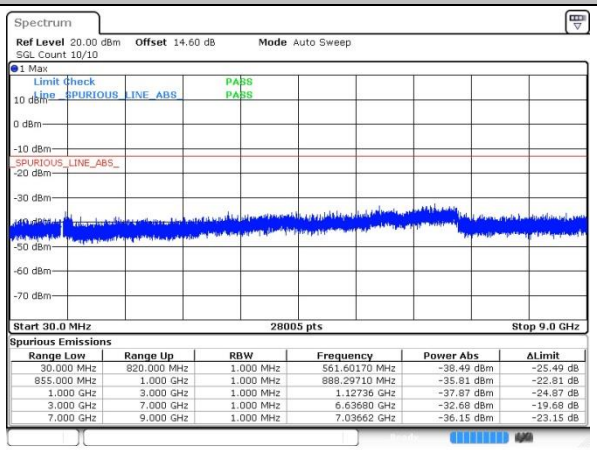

Spurious Emissions

Range Low	Range Up	RBW	Frequency	Power Abs	ΔLimit
30.000 MHz	820.000 MHz	1.000 MHz	561.60170 MHz	-38.49 dBm	-25.49 dB
855.000 MHz	1.000 GHz	1.000 MHz	888.29710 MHz	-35.81 dBm	-22.81 dB
1.000 GHz	3.000 GHz	1.000 MHz	1.12736 GHz	-37.87 dBm	-24.87 dB
3.000 GHz	7.000 GHz	1.000 MHz	6.63680 GHz	-32.68 dBm	-19.68 dB
7.000 GHz	9.000 GHz	1.000 MHz	7.03662 GHz	-36.15 dBm	-23.15 dB

Date: 27.FEB.2023 17:35:40

Highest Channel

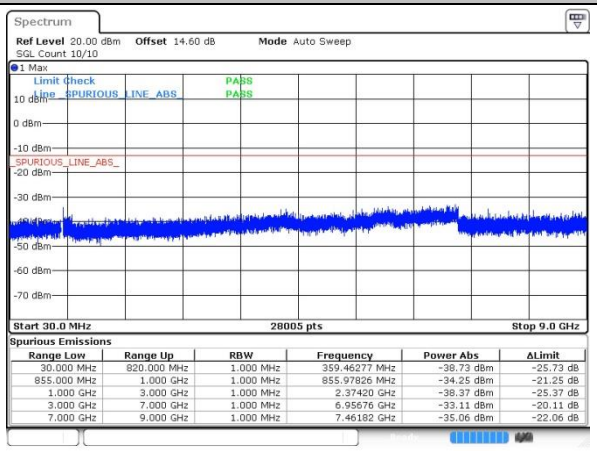

Spurious Emissions

Range Low	Range Up	RBW	Frequency	Power Abs	ΔLimit
30.000 MHz	820.000 MHz	1.000 MHz	359.46277 MHz	-38.73 dBm	-25.73 dB
855.000 MHz	1.000 GHz	1.000 MHz	855.97826 MHz	-34.25 dBm	-21.25 dB
1.000 GHz	3.000 GHz	1.000 MHz	2.37420 GHz	-38.37 dBm	-25.37 dB
3.000 GHz	7.000 GHz	1.000 MHz	6.95676 GHz	-33.11 dBm	-20.11 dB
7.000 GHz	9.000 GHz	1.000 MHz	7.46182 GHz	-35.06 dBm	-22.06 dB

Date: 27.FEB.2023 17:49:14

WCDMA Band II (RMC 12.2Kbps)

Lowest Channel

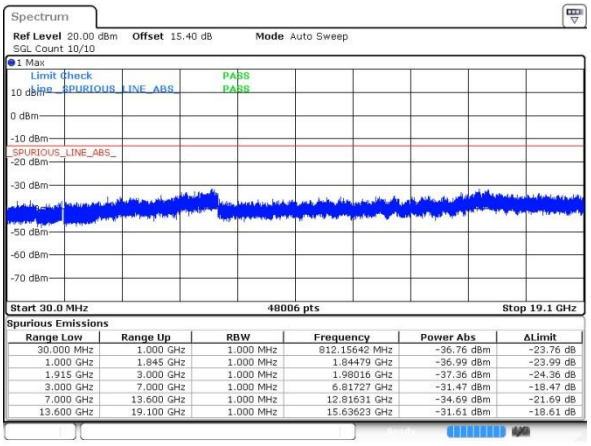

Spurious Emissions

Range Low	Range Up	RBW	Frequency	Power Abs	ΔLimit
30.000 MHz	1.000 GHz	1.000 MHz	812.15642 MHz	-36.76 dBm	-23.76 dB
1.000 GHz	1.845 GHz	1.000 MHz	1.84479 GHz	-36.99 dBm	-23.99 dB
1.915 GHz	3.000 GHz	1.000 MHz	1.98016 GHz	-37.36 dBm	-24.36 dB
3.000 GHz	7.000 GHz	1.000 MHz	6.81727 GHz	-31.47 dBm	-18.47 dB
7.000 GHz	13.600 GHz	1.000 MHz	12.81631 GHz	-34.69 dBm	-21.69 dB
13.600 GHz	19.100 GHz	1.000 MHz	15.63623 GHz	-31.61 dBm	-18.61 dB

Date: 27.FEB.2023 18:28:36

Middle Channel

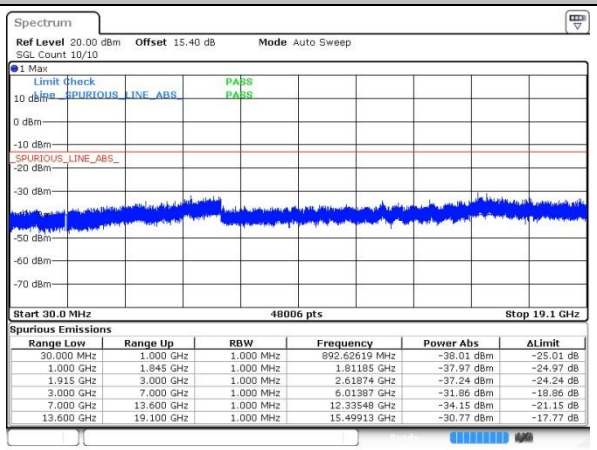

Spurious Emissions

Range Low	Range Up	RBW	Frequency	Power Abs	ΔLimit
30.000 MHz	1.000 GHz	1.000 MHz	892.62619 MHz	-38.01 dBm	-25.01 dB
1.000 GHz	1.845 GHz	1.000 MHz	1.81185 GHz	-37.97 dBm	-24.97 dB
1.915 GHz	3.000 GHz	1.000 MHz	2.61874 GHz	-37.24 dBm	-24.24 dB
3.000 GHz	7.000 GHz	1.000 MHz	6.01387 GHz	-31.86 dBm	-18.86 dB
7.000 GHz	13.600 GHz	1.000 MHz	12.33548 GHz	-34.15 dBm	-21.15 dB
13.600 GHz	19.100 GHz	1.000 MHz	15.49913 GHz	-30.77 dBm	-17.77 dB

Date: 27.FEB.2023 18:19:25

Highest Channel

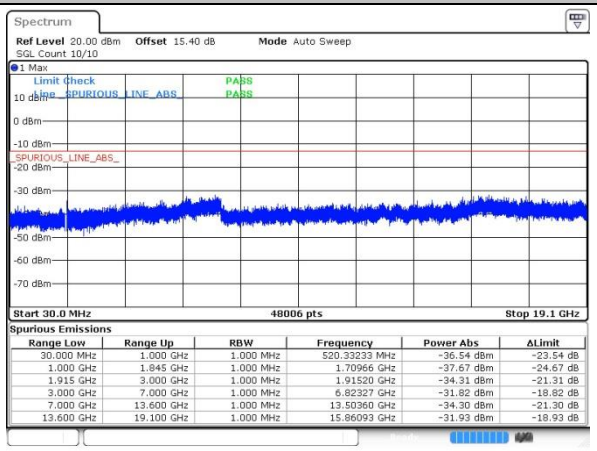

Spurious Emissions

Range Low	Range Up	RBW	Frequency	Power Abs	ΔLimit
30.000 MHz	1.000 GHz	1.000 MHz	520.33233 MHz	-36.54 dBm	-23.54 dB
1.000 GHz	1.845 GHz	1.000 MHz	1.70966 GHz	-37.67 dBm	-24.67 dB
1.915 GHz	3.000 GHz	1.000 MHz	1.91520 GHz	-34.31 dBm	-21.31 dB
3.000 GHz	7.000 GHz	1.000 MHz	6.82327 GHz	-31.82 dBm	-18.82 dB
7.000 GHz	13.600 GHz	1.000 MHz	13.50360 GHz	-34.30 dBm	-21.30 dB
13.600 GHz	19.100 GHz	1.000 MHz	15.86093 GHz	-31.93 dBm	-18.93 dB

Date: 27.FEB.2023 18:31:50

WCDMA Band IV (RMC 12.2Kbps)

Lowest Channel

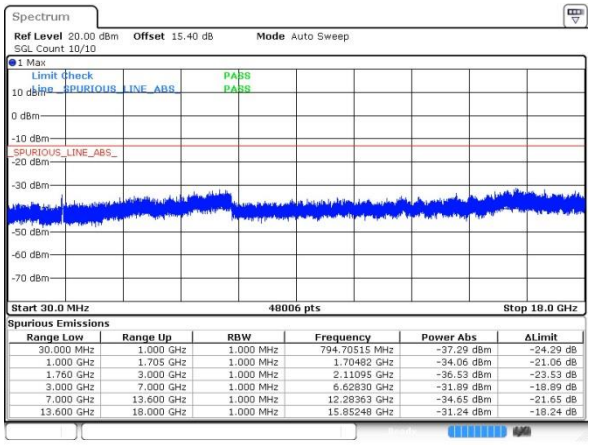

Spurious Emissions

Range Low	Range Up	RBW	Frequency	Power Abs	ΔLimit
30.000 MHz	1.000 GHz	1.000 MHz	794.70515 MHz	-37.29 dBm	-24.29 dB
1.000 GHz	1.705 GHz	1.000 MHz	1.70482 GHz	-34.06 dBm	-21.06 dB
1.760 GHz	3.000 GHz	1.000 MHz	2.11095 GHz	-36.53 dBm	-23.53 dB
3.000 GHz	7.000 GHz	1.000 MHz	6.62830 GHz	-31.89 dBm	-18.89 dB
7.000 GHz	13.600 GHz	1.000 MHz	12.28363 GHz	-34.65 dBm	-21.65 dB
13.600 GHz	18.000 GHz	1.000 MHz	15.85248 GHz	-31.24 dBm	-18.24 dB

Date: 27.FEB.2023 18:56:01

Middle Channel

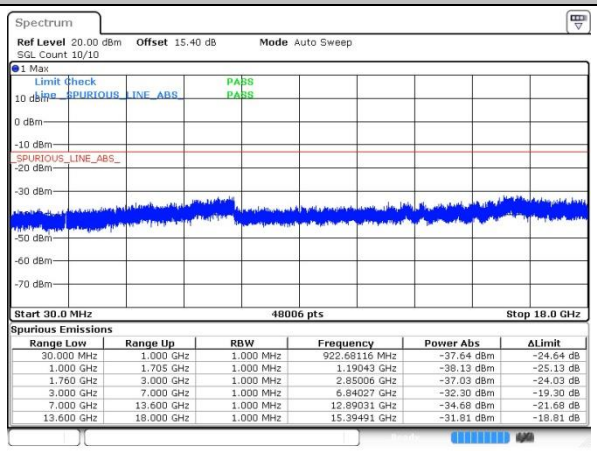

Spurious Emissions

Range Low	Range Up	RBW	Frequency	Power Abs	ΔLimit
30.000 MHz	1.000 GHz	1.000 MHz	922.68116 MHz	-37.64 dBm	-24.64 dB
1.000 GHz	1.705 GHz	1.000 MHz	1.19043 GHz	-38.13 dBm	-25.13 dB
1.760 GHz	3.000 GHz	1.000 MHz	2.85006 GHz	-37.03 dBm	-24.03 dB
3.000 GHz	7.000 GHz	1.000 MHz	6.84027 GHz	-32.30 dBm	-19.30 dB
7.000 GHz	13.600 GHz	1.000 MHz	12.89031 GHz	-34.68 dBm	-21.68 dB
13.600 GHz	18.000 GHz	1.000 MHz	15.39491 GHz	-31.81 dBm	-18.81 dB

Date: 27.FEB.2023 18:49:30

Highest Channel

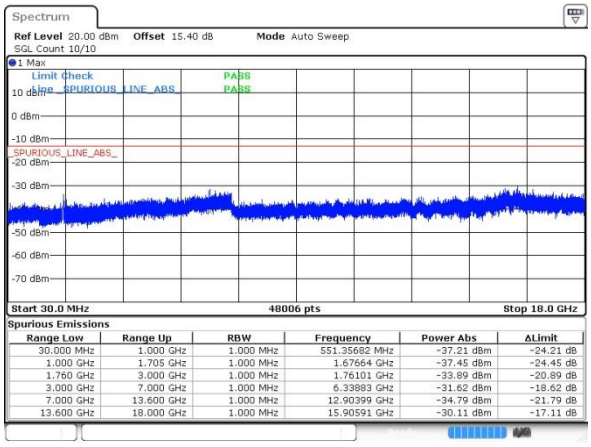

Spurious Emissions

Range Low	Range Up	RBW	Frequency	Power Abs	ΔLimit
30.000 MHz	1.000 GHz	1.000 MHz	551.35682 MHz	-37.21 dBm	-24.21 dB
1.000 GHz	1.705 GHz	1.000 MHz	1.67664 GHz	-37.45 dBm	-24.45 dB
1.760 GHz	3.000 GHz	1.000 MHz	1.76101 GHz	-33.89 dBm	-20.89 dB
3.000 GHz	7.000 GHz	1.000 MHz	6.33883 GHz	-31.62 dBm	-18.62 dB
7.000 GHz	13.600 GHz	1.000 MHz	12.90399 GHz	-34.79 dBm	-21.79 dB
13.600 GHz	18.000 GHz	1.000 MHz	15.90591 GHz	-30.11 dBm	-17.11 dB

Date: 27.FEB.2023 18:59:15

Frequency Stability

Test Conditions	Middle Channel	WCDMA Band V (RMC 12.2Kbps)	Limit 2.5ppm
Temperature (°C)	Voltage (Volt)	Deviation (ppm)	Result
50	Normal Voltage	0.0058	PASS
40	Normal Voltage	0.0377	
30	Normal Voltage	0.0485	
20(Ref.)	Normal Voltage	0.0000	
10	Normal Voltage	0.0069	
0	Normal Voltage	0.0344	
-10	Normal Voltage	0.0063	
-20	Normal Voltage	0.0141	
-30	Normal Voltage	0.0325	
20	Maximum Voltage	0.0418	
20	Normal Voltage	0.0176	
20	Battery End Point	0.0063	

Test Conditions	Middle Channel	WCDMA Band II (RMC 12.2Kbps)	Limit Note 2.
Temperature (°C)	Voltage (Volt)	Deviation (ppm)	Result
50	Normal Voltage	0.0169	PASS
40	Normal Voltage	0.0136	
30	Normal Voltage	0.0144	
20(Ref.)	Normal Voltage	0.0000	
10	Normal Voltage	0.0155	
0	Normal Voltage	0.0136	
-10	Normal Voltage	0.0247	
-20	Normal Voltage	0.0072	
-30	Normal Voltage	0.0169	
20	Maximum Voltage	0.0162	
20	Normal Voltage	0.0128	
20	Battery End Point	0.0019	

Test Conditions	Middle Channel	WCDMA Band IV (RMC 12.2Kbps)	Limit Note 2.
Temperature (°C)	Voltage (Volt)	Deviation (ppm)	Result
50	Normal Voltage	0.0025	PASS
40	Normal Voltage	0.0139	
30	Normal Voltage	0.0023	
20(Ref.)	Normal Voltage	0.0000	
10	Normal Voltage	0.0017	
0	Normal Voltage	0.0026	
-10	Normal Voltage	0.0124	
-20	Normal Voltage	0.0169	
-30	Normal Voltage	0.0051	
20	Maximum Voltage	0.0026	
20	Normal Voltage	0.0017	
20	Battery End Point	0.0105	

Note:

1. Normal Voltage = 3.85V ; Battery End Point (BEP) =3.45V. ; Maximum Voltage =4.41V
2. The frequency fundamental emissions stay within the authorized frequency block based on the frequency deviation measured is small.

Appendix B. Test Results of Radiated Test

Radiated Spurious Emission

Test Engineer :	Carry Xu	Temperature :	23~25℃
		Relative Humidity :	41~42%

Sample 1 with Battery 1:

GSM850 (GSM)								
Channel	Frequency (MHz)	ERP (dBm)	Limit (dBm)	Over Limit (dB)	S.G. Power (dBm)	TX Cable loss (dB)	TX Antenna Gain (dBi)	Polarization (H/V)
Lowest	1648	-56.24	-13	-43.24	-63.21	1.58	10.70	H
	2474	-57.63	-13	-44.63	-65.88	2.102	12.50	H
	3294	-59.74	-13	-46.74	-68.63	2.856	13.90	H
	1648	-61.46	-13	-48.46	-68.43	1.58	10.70	V
	2474	-50.48	-13	-37.48	-58.73	2.10	12.50	V
	3294	-59.71	-13	-46.71	-68.60	2.86	13.90	V
Middle	1674	-58.67	-13	-45.67	-65.64	1.58	10.70	H
	2510	-53.11	-13	-40.11	-61.36	2.102	12.50	H
	3348	-60.24	-13	-47.24	-69.13	2.856	13.90	H
	1672	-61.51	-13	-48.51	-68.48	1.58	10.70	V
	2510	-52.88	-13	-39.88	-61.13	2.10	12.50	V
	3348	-60.33	-13	-47.33	-69.22	2.86	13.90	V
Highest	1698	-59.91	-13	-46.91	-66.88	1.58	10.70	H
	2546	-55.82	-13	-42.82	-64.07	2.102	12.50	H
	3396	-60.06	-13	-47.06	-68.95	2.856	13.90	H
	1698	-57.53	-13	-44.53	-64.50	1.58	10.70	V
	2548	-56.59	-13	-43.59	-64.84	2.10	12.50	V
	3396	-60.30	-13	-47.30	-69.19	2.86	13.90	V

Remark: Spurious emissions within 30-1000MHz were found more than 20dB below limit line.

GSM850 (EDGE)								
Channel	Frequency (MHz)	ERP (dBm)	Limit (dBm)	Over Limit (dB)	S.G. Power (dBm)	TX Cable loss (dB)	TX Antenna Gain (dBi)	Polarization (H/V)
Lowest	1648	-62.18	-13	-49.18	-69.15	1.58	10.70	H
	2472	-60.85	-13	-47.85	-69.10	2.102	12.50	H
	3296	-59.74	-13	-46.74	-68.63	2.856	13.90	H
	1648	-61.98	-13	-48.98	-68.95	1.58	10.70	V
	2472	-53.35	-13	-40.35	-61.60	2.10	12.50	V
	3296	-59.74	-13	-46.74	-68.63	2.86	13.90	V
Middle	1672	-57.83	-13	-44.83	-64.80	1.58	10.70	H
	2509	-57.03	-13	-44.03	-65.28	2.102	12.50	H
	3344	-60.23	-13	-47.23	-69.12	2.856	13.90	H
	1672	-54.99	-13	-41.99	-61.96	1.58	10.70	V
	2509	-59.11	-13	-46.11	-67.36	2.10	12.50	V
	3345	-60.21	-13	-47.21	-69.10	2.86	13.90	V
Highest	1696	-47.08	-13	-34.08	-54.05	1.58	10.70	H

	2544	-56.55	-13	-43.55	-64.80	2.102	12.50	H
	3392	-60.37	-13	-47.37	-69.26	2.856	13.90	H
	1696	-55.48	-13	-42.48	-62.45	1.58	10.70	V
	2544	-57.27	-13	-44.27	-65.52	2.10	12.50	V
	3395	-60.54	-13	-47.54	-69.43	2.86	13.90	V

Remark: Spurious emissions within 30-1000MHz were found more than 20dB below limit line.

GSM1900 (GSM)								
Channel	Frequency (MHz)	ERP (dBm)	Limit (dBm)	Over Limit (dB)	S.G. Power (dBm)	TX Cable loss (dB)	TX Antenna Gain (dBi)	Polarization (H/V)
Lowest	3705	-66.98	-13	-53.98	-79.24	2.64	14.90	H
	5550	-65.17	-13	-52.17	-77.03	2.94	14.80	H
	7395	-61.35	-13	-48.35	-71.12	3.39	13.16	H
	3705	-66.75	-13	-53.75	-79.01	2.64	14.90	V
	5550	-65.14	-13	-52.14	-77.00	2.94	14.80	V
	7395	-60.83	-13	-47.83	-70.60	3.39	13.16	V
Middle	3759	-66.03	-13	-53.03	-78.29	2.64	14.90	H
	5640	-64.18	-13	-51.18	-76.04	2.94	14.80	H
	7520	-61.11	-13	-48.11	-70.88	3.39	13.16	H
	3759	-65.61	-13	-52.61	-77.87	2.64	14.90	V
	5640	-63.51	-13	-50.51	-75.37	2.94	14.80	V
	7520	-60.62	-13	-47.62	-70.39	3.39	13.16	V
Highest	3825	-66.87	-13	-53.87	-79.13	2.64	14.90	H
	5730	-66.18	-13	-53.18	-78.04	2.94	14.80	H
	7635	-61.39	-13	-48.39	-71.16	3.39	13.16	H
	3825	-66.90	-13	-53.90	-79.16	2.64	14.90	V
	5730	-65.91	-13	-52.91	-77.77	2.94	14.80	V
	7635	-60.78	-13	-47.78	-70.55	3.39	13.16	V

Remark: Spurious emissions within 30-1000MHz were found more than 20dB below limit line.

GSM1900 (EDGE)								
Channel	Frequency (MHz)	ERP (dBm)	Limit (dBm)	Over Limit (dB)	S.G. Power (dBm)	TX Cable loss (dB)	TX Antenna Gain (dBi)	Polarization (H/V)
Lowest	3705	-67.33	-13	-54.33	-79.59	2.64	14.90	H
	5550	-65.54	-13	-52.54	-77.40	2.94	14.80	H
	7395	-61.76	-13	-48.76	-71.53	3.39	13.16	H
	3705	-67.19	-13	-54.19	-79.45	2.64	14.90	V
	5550	-65.44	-13	-52.44	-77.30	2.94	14.80	V
	7395	-61.19	-13	-48.19	-70.96	3.39	13.16	V
Middle	3765	-66.78	-13	-53.78	-79.04	2.64	14.90	H
	5640	-64.60	-13	-51.60	-76.46	2.94	14.80	H
	7515	-61.58	-13	-48.58	-71.35	3.39	13.16	H
	3765	-66.54	-13	-53.54	-78.80	2.64	14.90	V
	5640	-64.58	-13	-51.58	-76.44	2.94	14.80	V
	7515	-61.10	-13	-48.10	-70.87	3.39	13.16	V
Highest	3825	-67.51	-13	-54.51	-79.77	2.64	14.90	H
	5730	-66.85	-13	-53.85	-78.71	2.94	14.80	H
	7635	-61.76	-13	-48.76	-71.53	3.39	13.16	H
	3825	-67.21	-13	-54.21	-79.47	2.64	14.90	V
	5730	-66.39	-13	-53.39	-78.25	2.94	14.80	V

	7635	-61.40	-13	-48.40	-71.17	3.39	13.16	V

Remark: Spurious emissions within 30-1000MHz were found more than 20dB below limit line.

WCDMA Band V(RMC 12.2Kbps)								
Channel	Frequency (MHz)	ERP (dBm)	Limit (dBm)	Over Limit (dB)	S.G. Power (dBm)	TX Cable loss (dB)	TX Antenna Gain (dBi)	Polarization (H/V)
Lowest	1656	-64.54	-13	-51.54	-71.51	1.58	10.70	H
	2479.2	-60.80	-13	-47.80	-69.05	2.102	12.50	H
	3305.6	-59.55	-13	-46.55	-68.44	2.856	13.90	H
	1656	-63.42	-13	-50.42	-70.39	1.58	10.70	V
	2479.2	-58.92	-13	-45.92	-67.17	2.10	12.50	V
	3304	-59.45	-13	-46.45	-68.34	2.86	13.90	V
Middle	1672	-64.26	-13	-51.26	-71.23	1.58	10.70	H
	2509.2	-59.56	-13	-46.56	-67.81	2.102	12.50	H
	3345.6	-60.24	-13	-47.24	-69.13	2.856	13.90	H
	1672.8	-63.09	-13	-50.09	-70.06	1.58	10.70	V
	2512	-58.93	-13	-45.93	-67.18	2.10	12.50	V
	3344	-60.38	-13	-47.38	-69.27	2.86	13.90	V
Highest	1696	-63.86	-13	-50.86	-70.83	1.58	10.70	H
	2539.8	-59.61	-13	-46.61	-67.86	2.102	12.50	H
	3386.4	-60.54	-13	-47.54	-69.43	2.856	13.90	H
	1696	-62.73	-13	-49.73	-69.70	1.58	10.70	V
	2539.8	-59.10	-13	-46.10	-67.35	2.10	12.50	V
	3386.4	-60.47	-13	-47.47	-69.36	2.86	13.90	V

Remark: Spurious emissions within 30-1000MHz were found more than 20dB below limit line.

WCDMA Band II(RMC 12.2Kbps)								
Channel	Frequency (MHz)	EIRP (dBm)	Limit (dBm)	Over Limit (dB)	S.G. Power (dBm)	TX Cable loss (dB)	TX Antenna Gain (dBi)	Polarization (H/V)
Lowest	3705	-67.19	-13	-54.19	-79.45	2.64	14.90	H
	5550	-65.26	-13	-52.26	-77.12	2.94	14.80	H
	7410	-61.80	-13	-48.80	-71.57	3.39	13.16	H
	3705	-67.00	-13	-54.00	-79.26	2.64	14.90	V
	5550	-64.89	-13	-51.89	-76.75	2.94	14.80	V
	7410	-61.33	-13	-48.33	-71.10	3.39	13.16	V
Middle	3765	-66.91	-13	-53.91	-79.17	2.64	14.90	H
	5640	-64.11	-13	-51.11	-75.97	2.94	14.80	H
	7515	-61.70	-13	-48.70	-71.47	3.39	13.16	H
	3765	-66.37	-13	-53.37	-78.63	2.64	14.90	V
	5640	-62.97	-13	-49.97	-74.83	2.94	14.80	V
	7515	-61.24	-13	-48.24	-71.01	3.39	13.16	V
Highest	3810	-67.18	-13	-54.18	-79.44	2.64	14.90	H
	5730	-65.71	-13	-52.71	-77.57	2.94	14.80	H
	7635	-61.83	-13	-48.83	-71.60	3.39	13.16	H
	3810	-66.83	-13	-53.83	-79.09	2.64	14.90	V
	5730	-65.39	-13	-52.39	-77.25	2.94	14.80	V
	7635	-61.23	-13	-48.23	-71.00	3.39	13.16	V

Remark: Spurious emissions within 30-1000MHz were found more than 20dB below limit line.

WCDMA Band IV(RMC 12.2Kbps)								
Channel	Frequency (MHz)	EIRP (dBm)	Limit (dBm)	Over Limit (dB)	S.G. Power (dBm)	TX Cable loss (dB)	TX Antenna Gain (dBi)	Polarization (H/V)
Lowest	3424.8	-58.14	-13	-45.14	-68.88	2.604	13.34	H
	5137.2	-55.57	-13	-42.57	-66.08	3.011	13.52	H
	6855	-54.38	-13	-41.38	-64.58	3.271	13.47	H
	3424.8	-58.40	-13	-45.40	-69.14	2.604	13.34	V
	5137.2	-55.64	-13	-42.64	-66.15	3.011	13.52	V
	6855	-54.46	-13	-41.46	-64.66	3.271	13.47	V
Middle	3465	-58.07	-13	-45.07	-68.81	2.604	13.34	H
	5197.8	-54.81	-13	-41.81	-65.32	3.011	13.52	H
	6930.4	-54.27	-13	-41.27	-64.47	3.271	13.47	H
	3465	-58.14	-13	-45.14	-68.88	2.604	13.34	V
	5197.8	-54.56	-13	-41.56	-65.07	3.011	13.52	V
	6930.4	-54.65	-13	-41.65	-64.85	3.271	13.47	V
Highest	3505.2	-57.77	-13	-44.77	-68.51	2.604	13.34	H
	5257.8	-56.92	-13	-43.92	-67.43	3.011	13.52	H
	7010.4	-54.01	-13	-41.01	-64.21	3.271	13.47	H
	3505.2	-58.16	-13	-45.16	-68.90	2.604	13.34	V
	5257.8	-57.02	-13	-44.02	-67.53	3.011	13.52	V
	7010.4	-54.37	-13	-41.37	-64.57	3.271	13.47	V

Remark: Spurious emissions within 30-1000MHz were found more than 20dB below limit line.

Sample 1 with Battery 2:

GSM850 (EDGE)								
Channel	Frequency (MHz)	ERP (dBm)	Limit (dBm)	Over Limit (dB)	S.G. Power (dBm)	TX Cable loss (dB)	TX Antenna Gain (dBi)	Polarization (H/V)
Lowest	1648	-63.09	-13	-50.09	-70.06	1.58	10.70	H
	2472	-58.18	-13	-45.18	-66.43	2.102	12.50	H
	3296	-58.88	-13	-45.88	-67.77	2.856	13.90	H
	1648	-62.50	-13	-49.50	-69.47	1.58	10.70	V
	2472	-53.59	-13	-40.59	-61.84	2.10	12.50	V
	3296	-58.92	-13	-45.92	-67.81	2.86	13.90	V
Middle	1672	-62.75	-13	-49.75	-69.72	1.58	10.70	H
	2512	-56.32	-13	-43.32	-64.57	2.102	12.50	H
	3344	-59.31	-13	-46.31	-68.20	2.856	13.90	H
	1672	-61.45	-13	-48.45	-68.42	1.58	10.70	V
	2512	-55.41	-13	-42.41	-63.66	2.10	12.50	V
	3344	-59.26	-13	-46.26	-68.15	2.86	13.90	V
Highest	1696	-61.11	-13	-48.11	-68.08	1.58	10.70	H
	2544	-55.64	-13	-42.64	-63.89	2.102	12.50	H
	3392	-59.09	-13	-46.09	-67.98	2.856	13.90	H
	1696	-61.16	-13	-48.16	-68.13	1.58	10.70	V
	2544	-57.94	-13	-44.94	-66.19	2.10	12.50	V
	3392	-59.15	-13	-46.15	-68.04	2.86	13.90	V

Remark: Spurious emissions within 30-1000MHz were found more than 20dB below limit line.

Sample 1 with Battery 3:

GSM850 (EDGE)								
Channel	Frequency (MHz)	ERP (dBm)	Limit (dBm)	Over Limit (dB)	S.G. Power (dBm)	TX Cable loss (dB)	TX Antenna Gain (dBi)	Polarization (H/V)
Lowest	1648	-63.34	-13	-50.34	-70.31	1.58	10.70	H
	2472	-58.64	-13	-45.64	-66.89	2.102	12.50	H
	3296	-58.94	-13	-45.94	-67.83	2.856	13.90	H
	1648	-62.59	-13	-49.59	-69.56	1.58	10.70	V
	2472	-54.90	-13	-41.90	-63.15	2.10	12.50	V
	3296	-58.85	-13	-45.85	-67.74	2.86	13.90	V
Middle	1672	-62.79	-13	-49.79	-69.76	1.58	10.70	H
	2512	-57.30	-13	-44.30	-65.55	2.102	12.50	H
	3344	-59.31	-13	-46.31	-68.20	2.856	13.90	H
	1672	-61.44	-13	-48.44	-68.41	1.58	10.70	V
	2512	-55.95	-13	-42.95	-64.20	2.10	12.50	V
	3344	-59.06	-13	-46.06	-67.95	2.86	13.90	V
Highest	1696	-61.80	-13	-48.80	-68.77	1.58	10.70	H
	2544	-58.42	-13	-45.42	-66.67	2.102	12.50	H
	3392	-59.12	-13	-46.12	-68.01	2.856	13.90	H
	1696	-61.44	-13	-48.44	-68.41	1.58	10.70	V
	2544	-58.00	-13	-45.00	-66.25	2.10	12.50	V
	3392	-59.26	-13	-46.26	-68.15	2.86	13.90	V

Remark: Spurious emissions within 30-1000MHz were found more than 20dB below limit line.