LTE Band 71 / 5MHz / 256QAM

Lowest Band Edge / 1RB

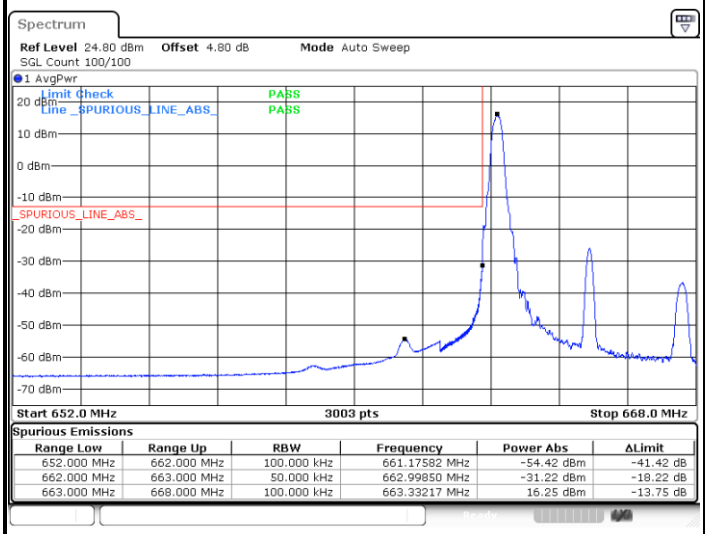

Spurious Emissions

Range Low	Range Up	RBW	Frequency	Power Abs	ΔLimit
652.000 MHz	662.000 MHz	100.000 kHz	661.17582 MHz	-54.42 dBm	-41.42 dB
662.000 MHz	663.000 MHz	50.000 kHz	662.99850 MHz	-31.22 dBm	-18.22 dB
663.000 MHz	668.000 MHz	100.000 kHz	663.33217 MHz	16.25 dBm	-13.75 dB

Date: 21.FEB.2023 03:08:21

Highest Band Edge / 1 RB

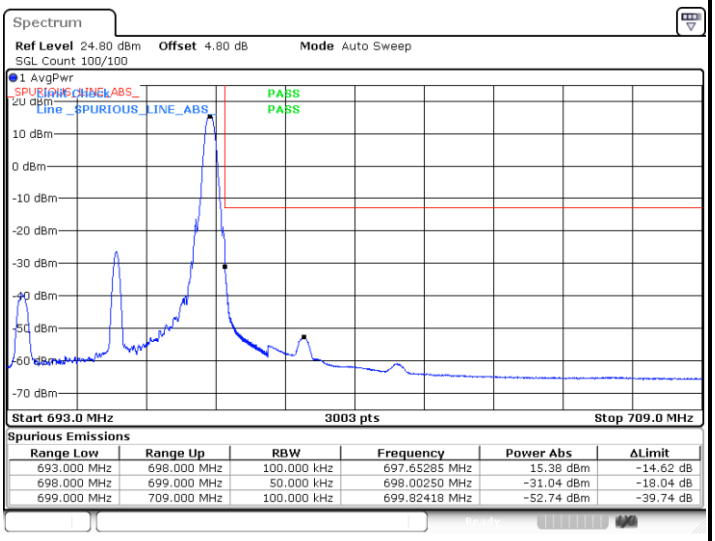

Spurious Emissions

Range Low	Range Up	RBW	Frequency	Power Abs	ΔLimit
693.000 MHz	698.000 MHz	100.000 kHz	697.65285 MHz	15.38 dBm	-14.62 dB
698.000 MHz	699.000 MHz	50.000 kHz	698.00250 MHz	-31.04 dBm	-18.04 dB
699.000 MHz	709.000 MHz	100.000 kHz	699.82418 MHz	-52.74 dBm	-39.74 dB

Date: 21.FEB.2023 03:12:40

Lowest Band Edge / Full RB

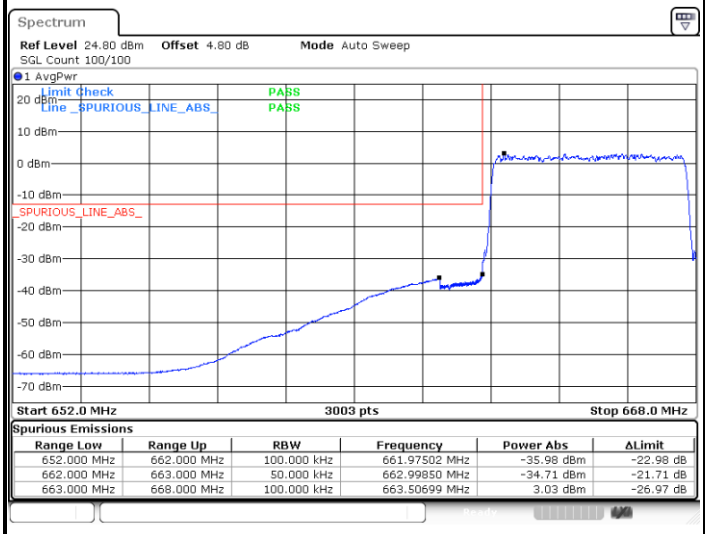

Spurious Emissions

Range Low	Range Up	RBW	Frequency	Power Abs	ΔLimit
652.000 MHz	662.000 MHz	100.000 kHz	661.97502 MHz	-35.98 dBm	-22.98 dB
662.000 MHz	663.000 MHz	50.000 kHz	662.99850 MHz	-34.71 dBm	-21.71 dB
663.000 MHz	668.000 MHz	100.000 kHz	663.50699 MHz	3.03 dBm	-26.97 dB

Date: 21.FEB.2023 03:10:34

Highest Band Edge / Full RB

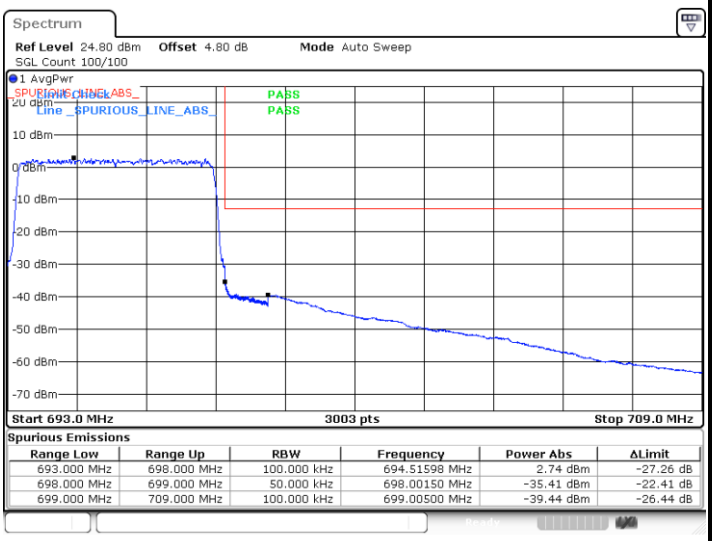

Spurious Emissions

Range Low	Range Up	RBW	Frequency	Power Abs	ΔLimit
693.000 MHz	698.000 MHz	100.000 kHz	694.51598 MHz	2.74 dBm	-27.26 dB
698.000 MHz	699.000 MHz	50.000 kHz	698.00150 MHz	-35.41 dBm	-22.41 dB
699.000 MHz	709.000 MHz	100.000 kHz	699.00500 MHz	-39.44 dBm	-26.44 dB

Date: 21.FEB.2023 03:13:37

LTE Band 71 / 10MHz / QPSK

Lowest Band Edge / 1 RB

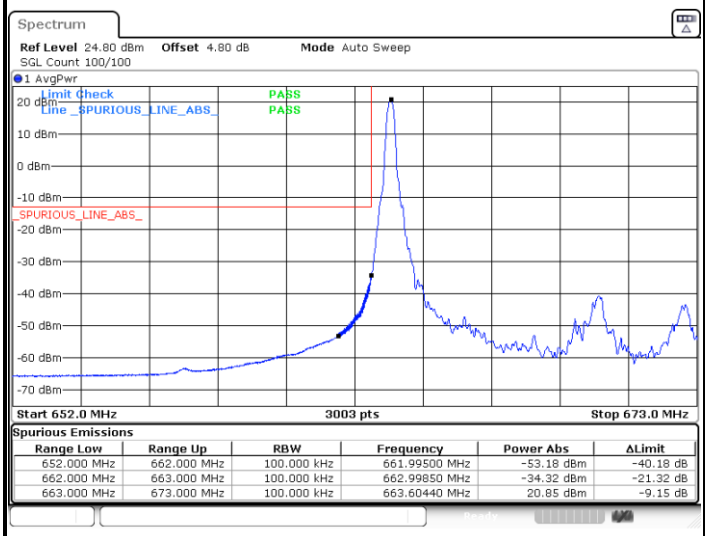

Spurious Emissions

Range Low	Range Up	RBW	Frequency	Power Abs	ΔLimit
652.000 MHz	662.000 MHz	100.000 kHz	661.99500 MHz	-53.18 dBm	-40.18 dB
662.000 MHz	663.000 MHz	100.000 kHz	662.99850 MHz	-34.32 dBm	-21.32 dB
663.000 MHz	673.000 MHz	100.000 kHz	663.60440 MHz	20.85 dBm	-9.15 dB

Date: 12.FEB.2023 20:59:51

Highest Band Edge / 1 RB

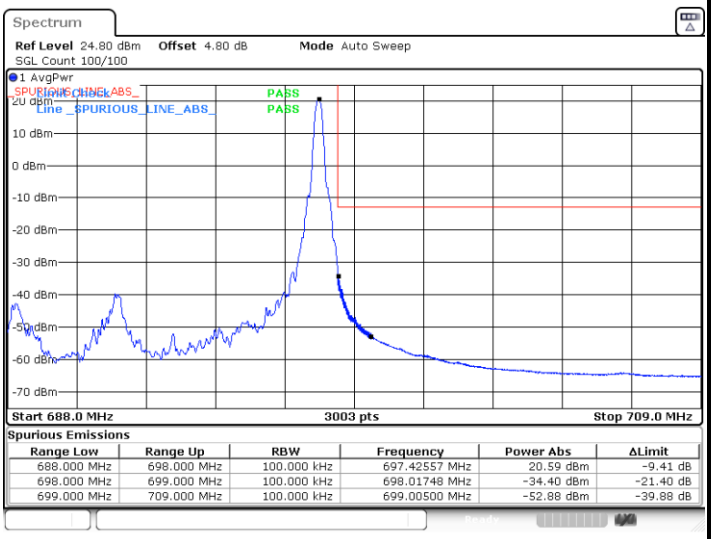

Spurious Emissions

Range Low	Range Up	RBW	Frequency	Power Abs	ΔLimit
688.000 MHz	698.000 MHz	100.000 kHz	697.42557 MHz	20.59 dBm	-9.41 dB
698.000 MHz	699.000 MHz	100.000 kHz	698.01748 MHz	-34.40 dBm	-21.40 dB
699.000 MHz	709.000 MHz	100.000 kHz	699.00500 MHz	-52.88 dBm	-39.88 dB

Date: 12.FEB.2023 21:06:15

Lowest Band Edge / Full RB

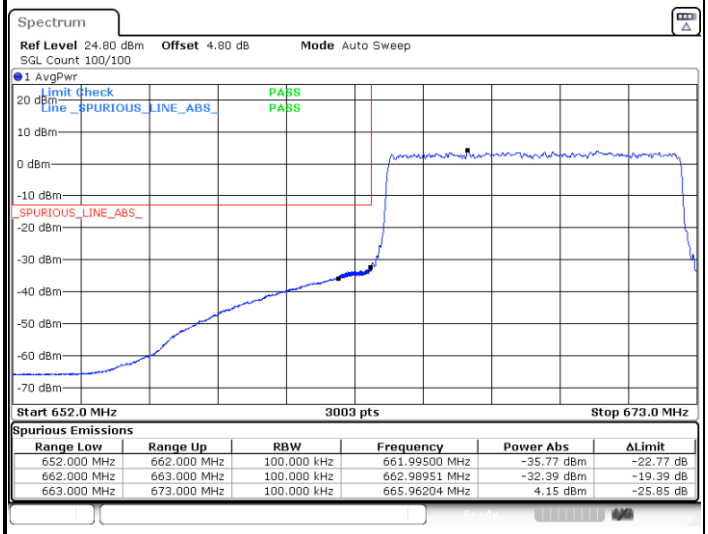

Spurious Emissions

Range Low	Range Up	RBW	Frequency	Power Abs	ΔLimit
652.000 MHz	662.000 MHz	100.000 kHz	661.99500 MHz	-35.77 dBm	-22.77 dB
662.000 MHz	663.000 MHz	100.000 kHz	662.98951 MHz	-32.39 dBm	-19.39 dB
663.000 MHz	673.000 MHz	100.000 kHz	665.96204 MHz	4.15 dBm	-25.85 dB

Date: 12.FEB.2023 20:54:41

Highest Band Edge / Full RB

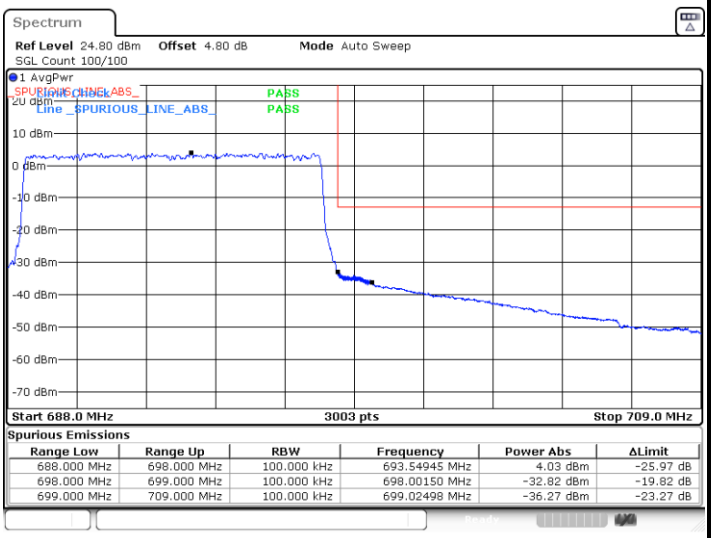

Spurious Emissions

Range Low	Range Up	RBW	Frequency	Power Abs	ΔLimit
688.000 MHz	698.000 MHz	100.000 kHz	693.54945 MHz	4.03 dBm	-25.97 dB
698.000 MHz	699.000 MHz	100.000 kHz	698.00150 MHz	-32.82 dBm	-19.82 dB
699.000 MHz	709.000 MHz	100.000 kHz	699.02498 MHz	-36.27 dBm	-23.27 dB

Date: 12.FEB.2023 21:11:27

LTE Band 71 / 10MHz / 16QAM

Lowest Band Edge / 1 RB

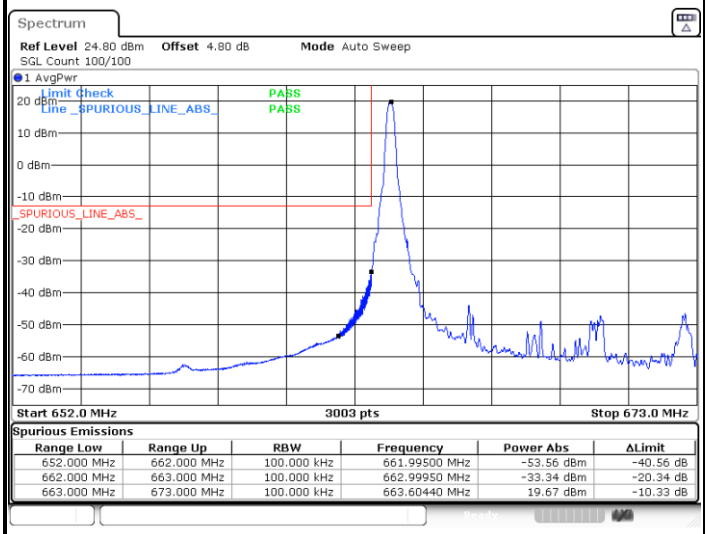

Spurious Emissions

Range Low	Range Up	RBW	Frequency	Power Abs	ΔLimit
652.000 MHz	662.000 MHz	100.000 kHz	661.99500 MHz	-53.56 dBm	-40.56 dB
662.000 MHz	663.000 MHz	100.000 kHz	662.99950 MHz	-33.34 dBm	-20.34 dB
663.000 MHz	673.000 MHz	100.000 kHz	663.60440 MHz	19.67 dBm	-10.33 dB

Date: 12.FEB.2023 20:58:49

Highest Band Edge / 1 RB

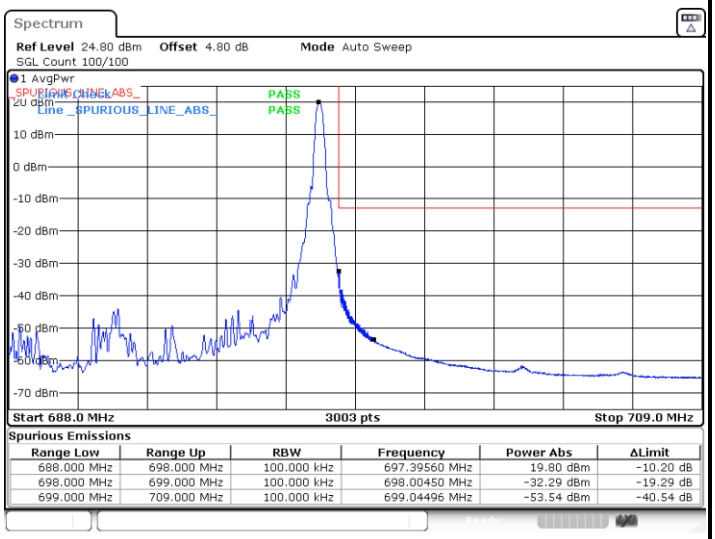

Spurious Emissions

Range Low	Range Up	RBW	Frequency	Power Abs	ΔLimit
688.000 MHz	698.000 MHz	100.000 kHz	697.39560 MHz	19.80 dBm	-10.20 dB
698.000 MHz	699.000 MHz	100.000 kHz	698.00450 MHz	-32.29 dBm	-19.29 dB
699.000 MHz	709.000 MHz	100.000 kHz	699.04496 MHz	-53.54 dBm	-40.54 dB

Date: 12.FEB.2023 21:07:17

Lowest Band Edge / Full RB

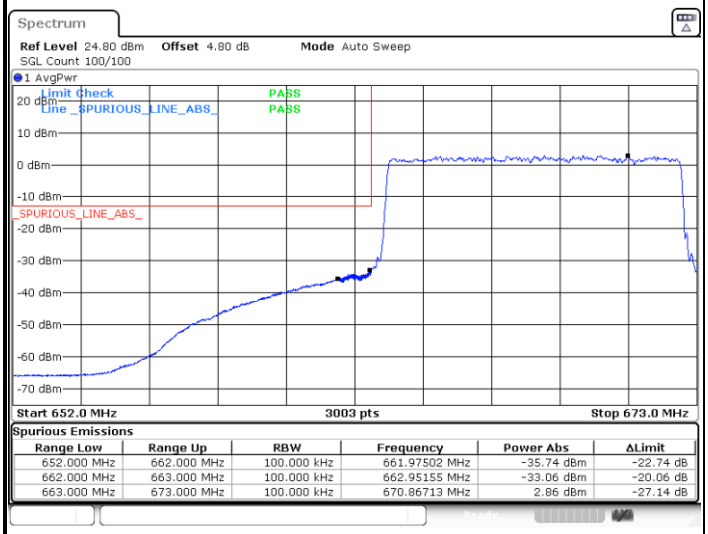

Spurious Emissions

Range Low	Range Up	RBW	Frequency	Power Abs	ΔLimit
652.000 MHz	662.000 MHz	100.000 kHz	661.97502 MHz	-35.74 dBm	-22.74 dB
662.000 MHz	663.000 MHz	100.000 kHz	662.95155 MHz	-33.06 dBm	-20.06 dB
663.000 MHz	673.000 MHz	100.000 kHz	670.86713 MHz	2.86 dBm	-27.14 dB

Date: 12.FEB.2023 20:55:43

Highest Band Edge / Full RB

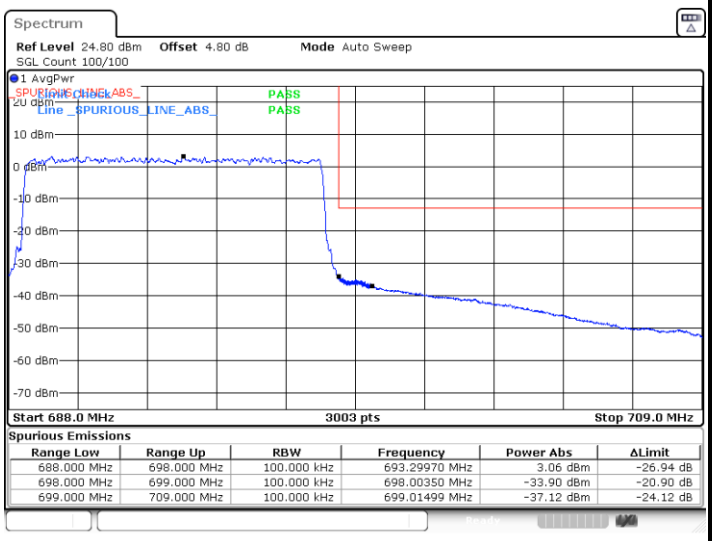

Spurious Emissions

Range Low	Range Up	RBW	Frequency	Power Abs	ΔLimit
688.000 MHz	698.000 MHz	100.000 kHz	693.29970 MHz	3.06 dBm	-26.94 dB
698.000 MHz	699.000 MHz	100.000 kHz	698.00350 MHz	-33.90 dBm	-20.90 dB
699.000 MHz	709.000 MHz	100.000 kHz	699.01499 MHz	-37.12 dBm	-24.12 dB

Date: 12.FEB.2023 21:10:24

LTE Band 71 / 10MHz / 64QAM

Lowest Band Edge / 1 RB

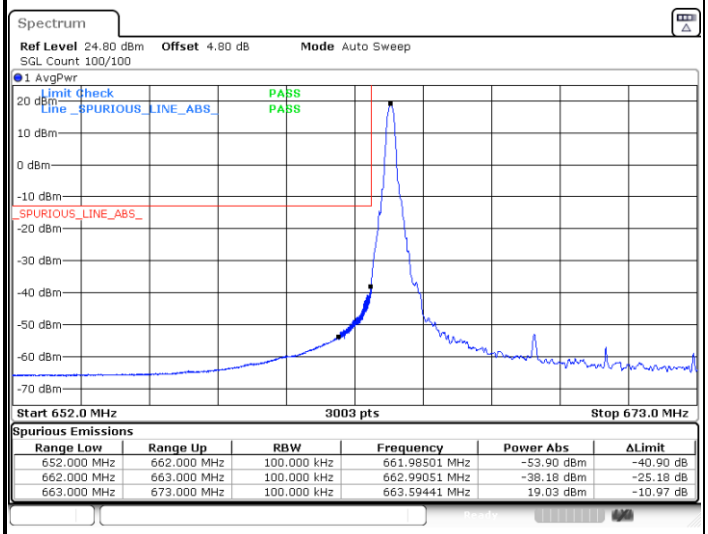

Spurious Emissions

Range Low	Range Up	RBW	Frequency	Power Abs	ΔLimit
652.000 MHz	662.000 MHz	100.000 kHz	661.98501 MHz	-53.90 dBm	-40.90 dB
662.000 MHz	663.000 MHz	100.000 kHz	662.99051 MHz	-38.18 dBm	-25.18 dB
663.000 MHz	673.000 MHz	100.000 kHz	663.59441 MHz	19.03 dBm	-10.97 dB

Date: 12.FEB.2023 20:57:47

Highest Band Edge / 1 RB

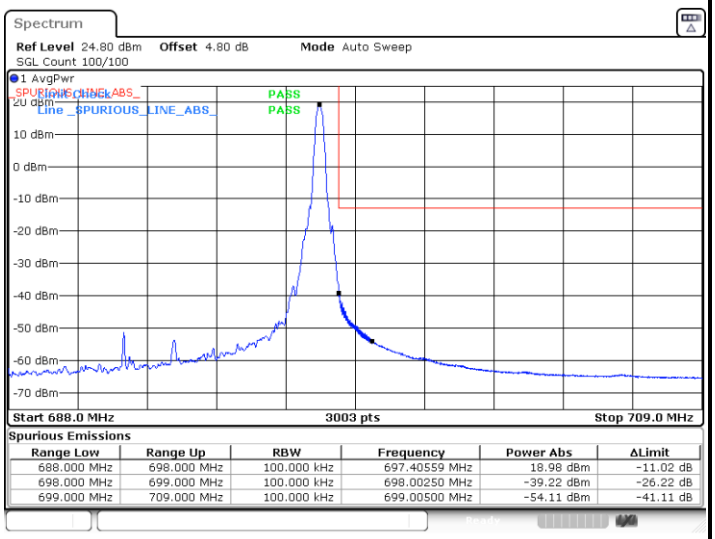

Spurious Emissions

Range Low	Range Up	RBW	Frequency	Power Abs	ΔLimit
688.000 MHz	698.000 MHz	100.000 kHz	697.40559 MHz	18.98 dBm	-11.02 dB
698.000 MHz	699.000 MHz	100.000 kHz	698.00250 MHz	-39.22 dBm	-26.22 dB
699.000 MHz	709.000 MHz	100.000 kHz	699.00500 MHz	-54.11 dBm	-41.11 dB

Date: 12.FEB.2023 21:08:19

Lowest Band Edge / Full RB

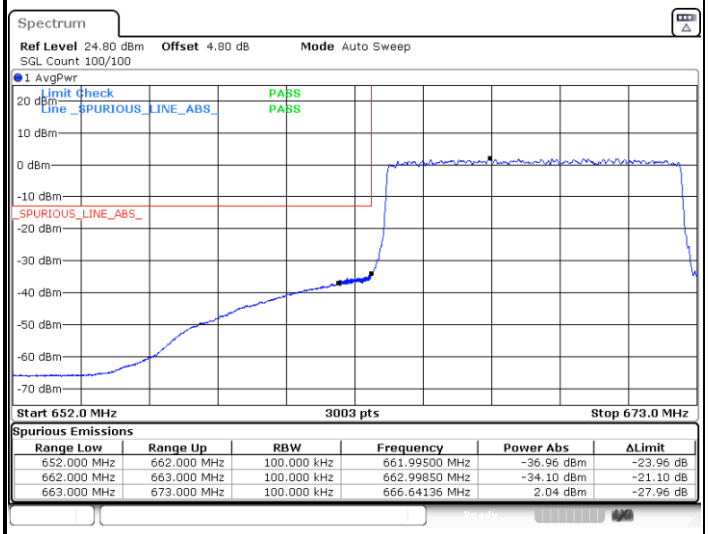

Spurious Emissions

Range Low	Range Up	RBW	Frequency	Power Abs	ΔLimit
652.000 MHz	662.000 MHz	100.000 kHz	661.99500 MHz	-36.96 dBm	-23.96 dB
662.000 MHz	663.000 MHz	100.000 kHz	662.99850 MHz	-34.10 dBm	-21.10 dB
663.000 MHz	673.000 MHz	100.000 kHz	666.64136 MHz	2.04 dBm	-27.96 dB

Date: 12.FEB.2023 20:56:45

Highest Band Edge / Full RB

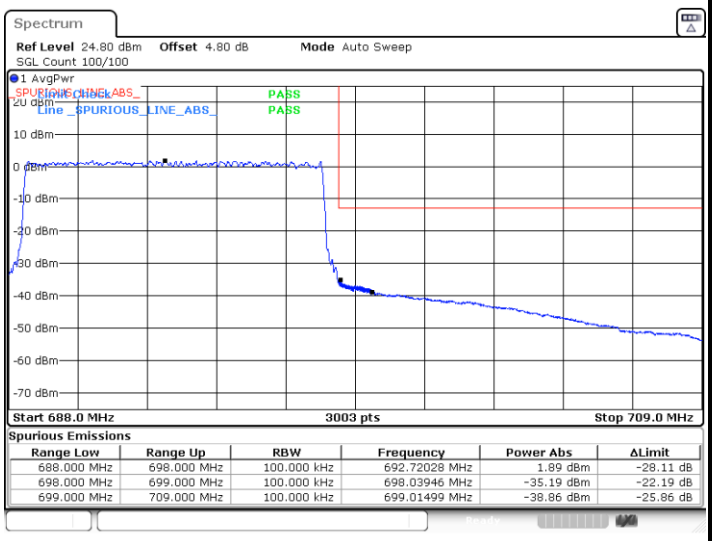

Spurious Emissions

Range Low	Range Up	RBW	Frequency	Power Abs	ΔLimit
688.000 MHz	698.000 MHz	100.000 kHz	692.72028 MHz	1.89 dBm	-28.11 dB
698.000 MHz	699.000 MHz	100.000 kHz	698.03946 MHz	-35.19 dBm	-22.19 dB
699.000 MHz	709.000 MHz	100.000 kHz	699.01499 MHz	-38.86 dBm	-25.86 dB

Date: 12.FEB.2023 21:09:22

LTE Band 71 / 10MHz / 256QAM

Lowest Band Edge / 1 RB

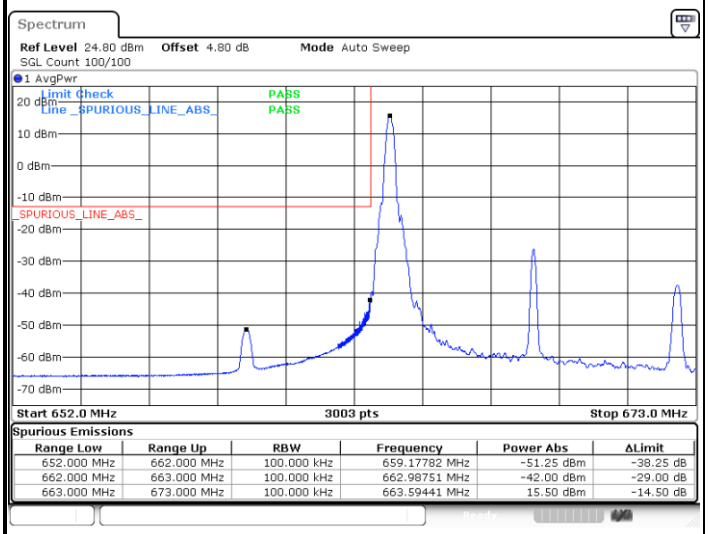

Spurious Emissions

Range Low	Range Up	RBW	Frequency	Power Abs	ΔLimit
652.000 MHz	662.000 MHz	100.000 kHz	659.17782 MHz	-51.25 dBm	-38.25 dB
662.000 MHz	663.000 MHz	100.000 kHz	662.98751 MHz	-42.00 dBm	-29.00 dB
663.000 MHz	673.000 MHz	100.000 kHz	663.59441 MHz	15.50 dBm	-14.50 dB

Date: 21.FEB.2023 03:15:45

Highest Band Edge / 1 RB

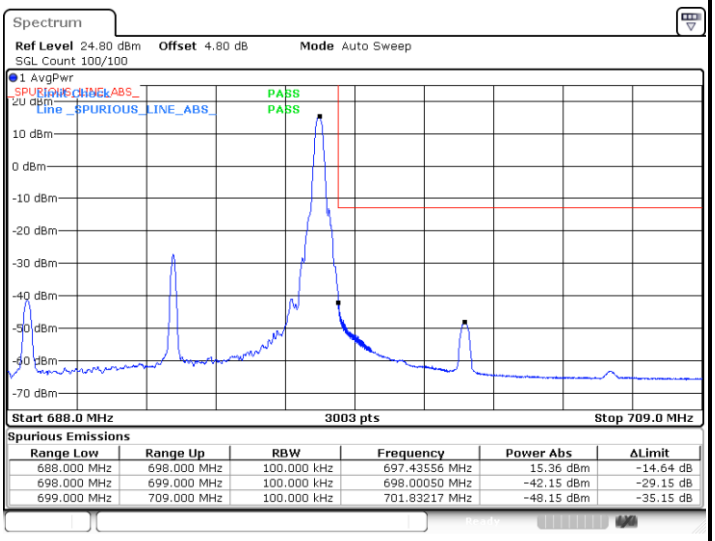

Spurious Emissions

Range Low	Range Up	RBW	Frequency	Power Abs	ΔLimit
688.000 MHz	698.000 MHz	100.000 kHz	697.43556 MHz	15.36 dBm	-14.64 dB
698.000 MHz	699.000 MHz	100.000 kHz	698.00050 MHz	-42.15 dBm	-29.15 dB
699.000 MHz	709.000 MHz	100.000 kHz	701.83217 MHz	-48.15 dBm	-35.15 dB

Date: 21.FEB.2023 03:17:35

Lowest Band Edge / Full RB

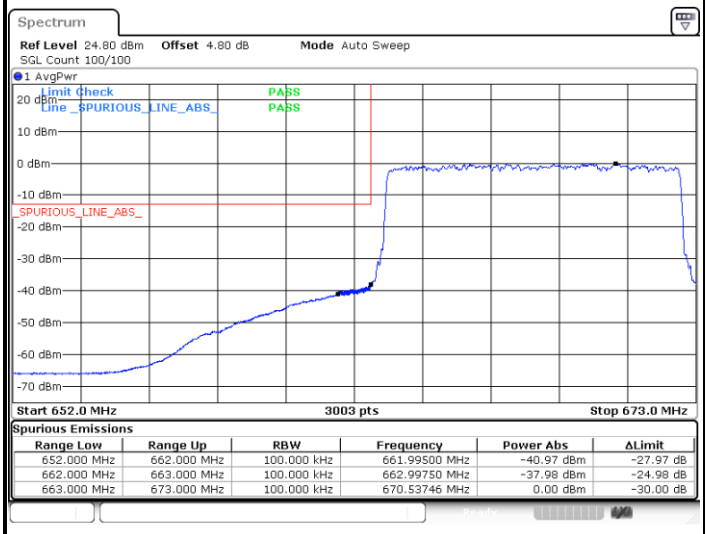

Spurious Emissions

Range Low	Range Up	RBW	Frequency	Power Abs	ΔLimit
652.000 MHz	662.000 MHz	100.000 kHz	661.99500 MHz	-40.97 dBm	-27.97 dB
662.000 MHz	663.000 MHz	100.000 kHz	662.99750 MHz	-37.98 dBm	-24.98 dB
663.000 MHz	673.000 MHz	100.000 kHz	670.53746 MHz	0.00 dBm	-30.00 dB

Date: 21.FEB.2023 03:14:46

Highest Band Edge / Full RB

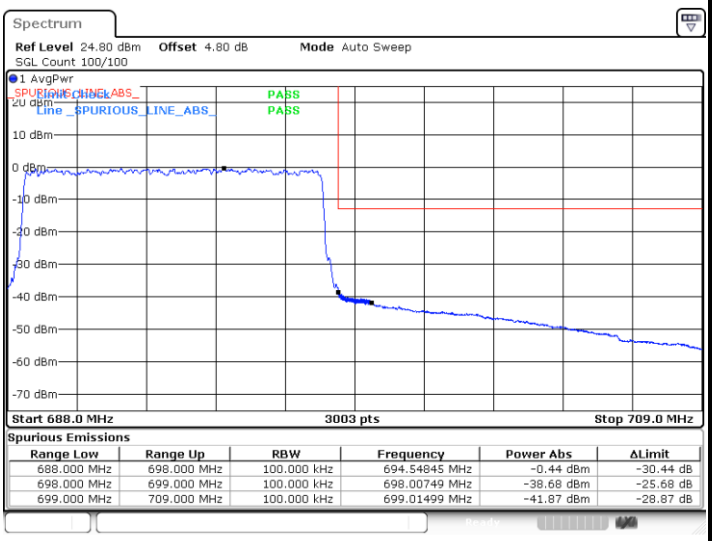

Spurious Emissions

Range Low	Range Up	RBW	Frequency	Power Abs	ΔLimit
688.000 MHz	698.000 MHz	100.000 kHz	694.54845 MHz	-0.44 dBm	-30.44 dB
698.000 MHz	699.000 MHz	100.000 kHz	698.00749 MHz	-38.68 dBm	-25.68 dB
699.000 MHz	709.000 MHz	100.000 kHz	699.01499 MHz	-41.87 dBm	-28.87 dB

Date: 21.FEB.2023 03:18:35

LTE Band 71 / 15MHz / QPSK

Lowest Band Edge / 1 RB

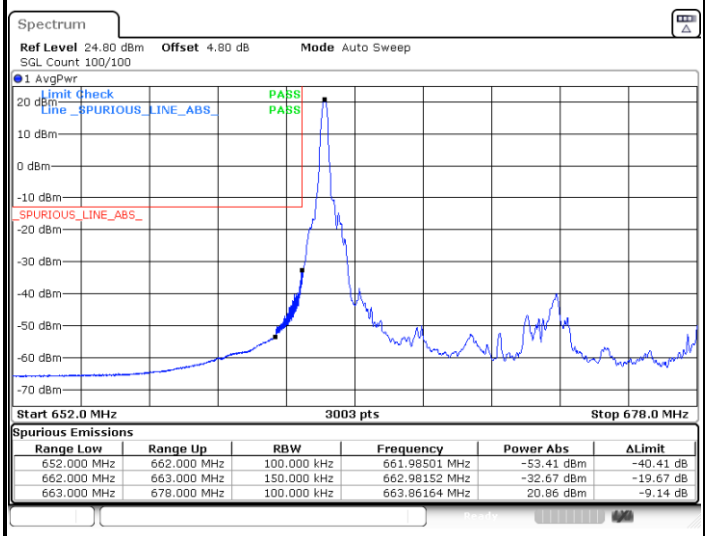

Spurious Emissions

Range Low	Range Up	RBW	Frequency	Power Abs	ΔLimit
652.000 MHz	662.000 MHz	100.000 kHz	661.98501 MHz	-53.41 dBm	-40.41 dB
662.000 MHz	663.000 MHz	150.000 kHz	662.98152 MHz	-32.67 dBm	-19.67 dB
663.000 MHz	678.000 MHz	100.000 kHz	663.86164 MHz	20.86 dBm	-9.14 dB

Date: 12.FEB.2023 21:17:41

Highest Band Edge / 1 RB

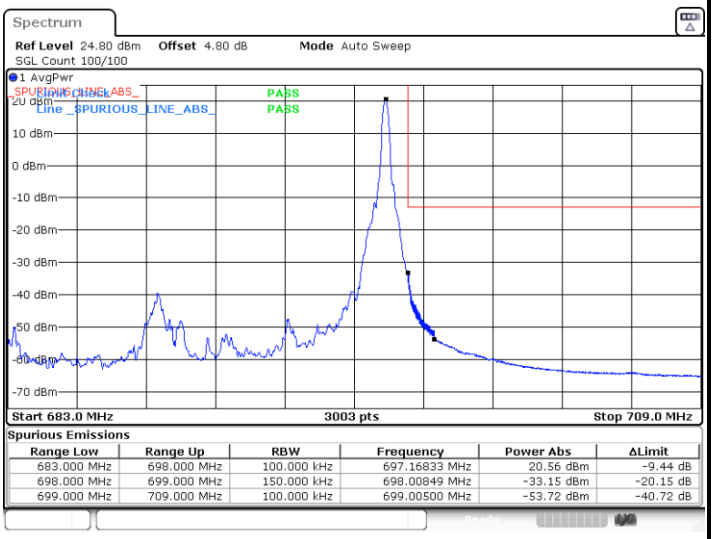

Spurious Emissions

Range Low	Range Up	RBW	Frequency	Power Abs	ΔLimit
683.000 MHz	698.000 MHz	100.000 kHz	697.16833 MHz	20.56 dBm	-9.44 dB
698.000 MHz	699.000 MHz	150.000 kHz	698.00849 MHz	-33.15 dBm	-20.15 dB
699.000 MHz	709.000 MHz	100.000 kHz	699.00500 MHz	-53.72 dBm	-40.72 dB

Date: 12.FEB.2023 21:24:05

Lowest Band Edge / Full RB

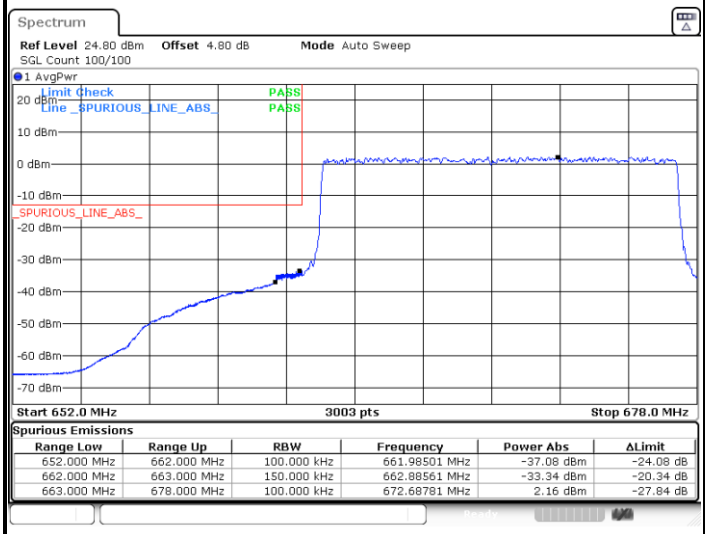

Spurious Emissions

Range Low	Range Up	RBW	Frequency	Power Abs	ΔLimit
652.000 MHz	662.000 MHz	100.000 kHz	661.98501 MHz	-37.08 dBm	-24.08 dB
662.000 MHz	663.000 MHz	150.000 kHz	662.88561 MHz	-33.34 dBm	-20.34 dB
663.000 MHz	678.000 MHz	100.000 kHz	672.68781 MHz	2.16 dBm	-27.84 dB

Date: 12.FEB.2023 21:12:30

Highest Band Edge / Full RB

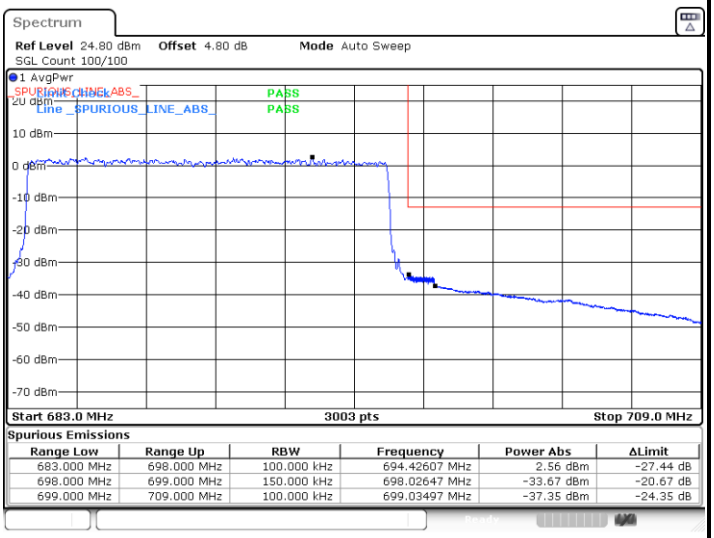

Spurious Emissions

Range Low	Range Up	RBW	Frequency	Power Abs	ΔLimit
683.000 MHz	698.000 MHz	100.000 kHz	694.42607 MHz	2.56 dBm	-27.44 dB
698.000 MHz	699.000 MHz	150.000 kHz	698.02647 MHz	-33.67 dBm	-20.67 dB
699.000 MHz	709.000 MHz	100.000 kHz	699.03497 MHz	-37.35 dBm	-24.35 dB

Date: 12.FEB.2023 21:29:18

LTE Band 71 / 15MHz / 16QAM

Lowest Band Edge / 1 RB

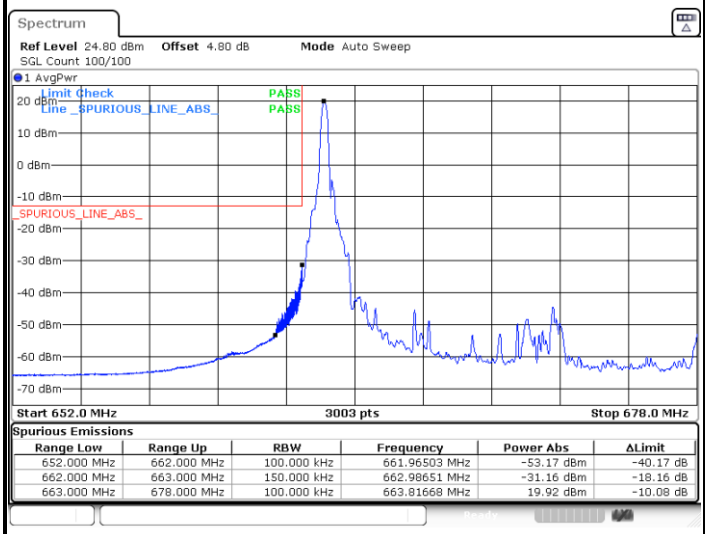

Spurious Emissions

Range Low	Range Up	RBW	Frequency	Power Abs	ΔLimit
652.000 MHz	662.000 MHz	100.000 kHz	661.96503 MHz	-53.17 dBm	-40.17 dB
662.000 MHz	663.000 MHz	150.000 kHz	662.98651 MHz	-31.16 dBm	-18.16 dB
663.000 MHz	678.000 MHz	100.000 kHz	663.81668 MHz	19.92 dBm	-10.08 dB

Date: 12.FEB.2023 21:16:39

Highest Band Edge / 1 RB

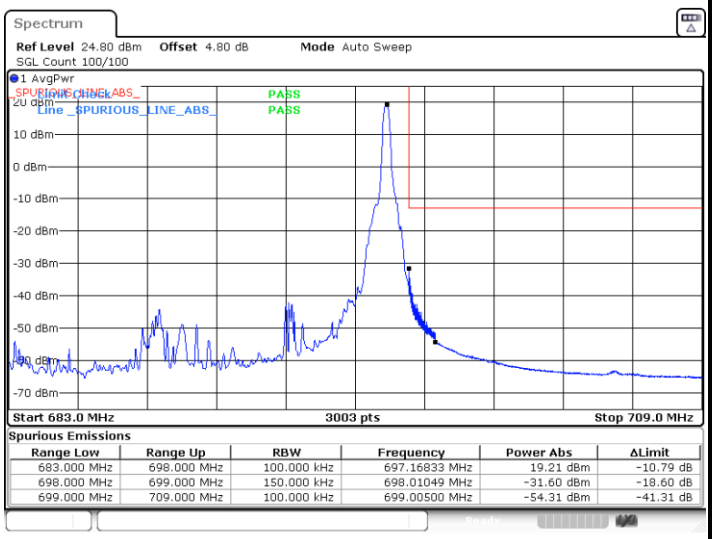

Spurious Emissions

Range Low	Range Up	RBW	Frequency	Power Abs	ΔLimit
683.000 MHz	698.000 MHz	100.000 kHz	697.16833 MHz	19.21 dBm	-10.79 dB
698.000 MHz	699.000 MHz	150.000 kHz	698.01049 MHz	-31.60 dBm	-18.60 dB
699.000 MHz	709.000 MHz	100.000 kHz	699.00500 MHz	-54.31 dBm	-41.31 dB

Date: 12.FEB.2023 21:25:08

Lowest Band Edge / Full RB

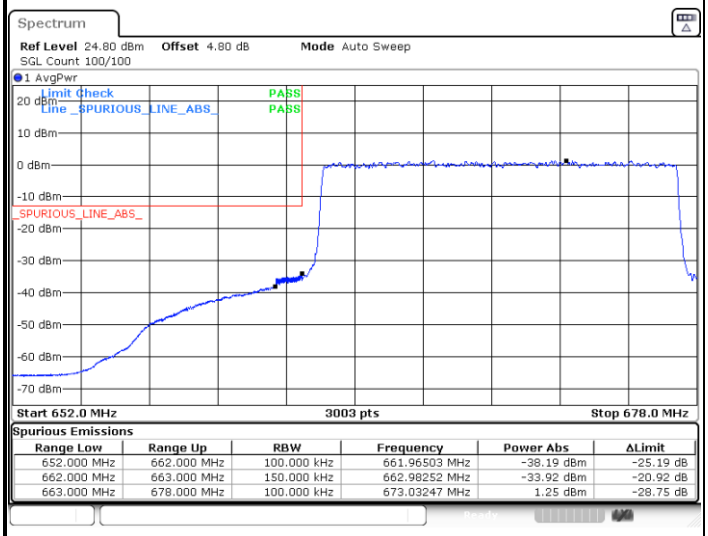

Spurious Emissions

Range Low	Range Up	RBW	Frequency	Power Abs	ΔLimit
652.000 MHz	662.000 MHz	100.000 kHz	661.96503 MHz	-38.19 dBm	-25.19 dB
662.000 MHz	663.000 MHz	150.000 kHz	662.98252 MHz	-33.92 dBm	-20.92 dB
663.000 MHz	678.000 MHz	100.000 kHz	673.03247 MHz	1.25 dBm	-28.75 dB

Date: 12.FEB.2023 21:13:33

Highest Band Edge / Full RB

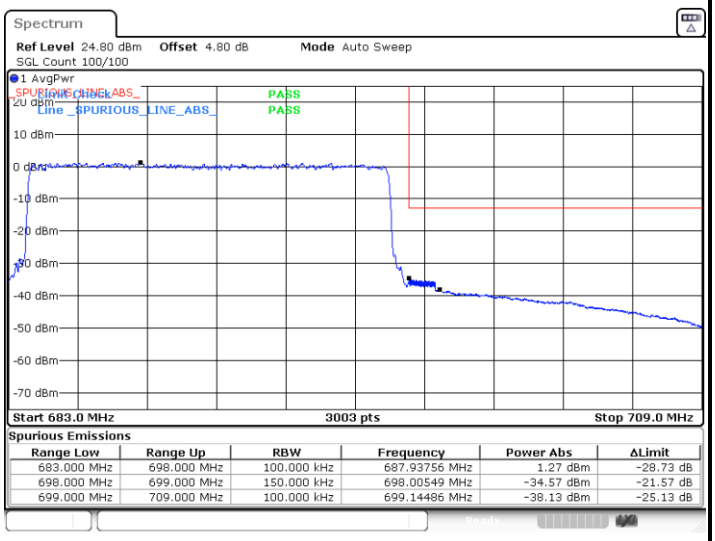

Spurious Emissions

Range Low	Range Up	RBW	Frequency	Power Abs	ΔLimit
683.000 MHz	698.000 MHz	100.000 kHz	687.93756 MHz	1.27 dBm	-28.73 dB
698.000 MHz	699.000 MHz	150.000 kHz	698.00549 MHz	-34.57 dBm	-21.57 dB
699.000 MHz	709.000 MHz	100.000 kHz	699.14486 MHz	-38.13 dBm	-25.13 dB

Date: 12.FEB.2023 21:28:15

LTE Band 71 / 15MHz / 64QAM

Lowest Band Edge / 1 RB

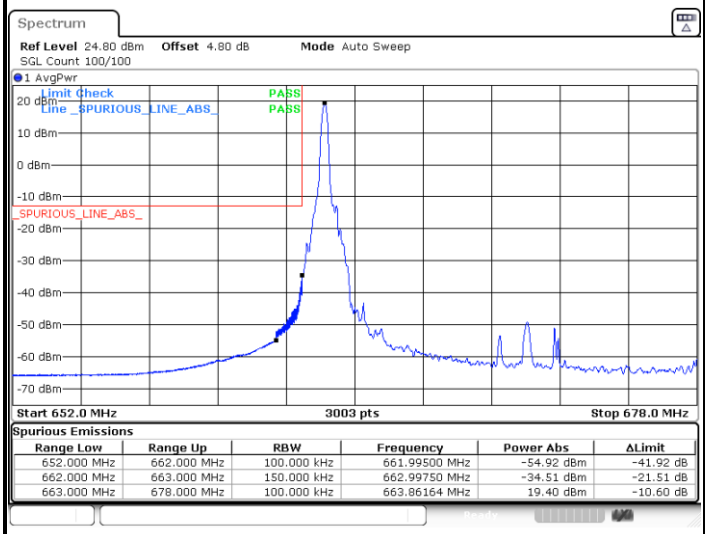

Spurious Emissions

Range Low	Range Up	RBW	Frequency	Power Abs	ΔLimit
652.000 MHz	662.000 MHz	100.000 kHz	661.99500 MHz	-54.92 dBm	-41.92 dB
662.000 MHz	663.000 MHz	150.000 kHz	662.99750 MHz	-34.51 dBm	-21.51 dB
663.000 MHz	678.000 MHz	100.000 kHz	663.86164 MHz	19.40 dBm	-10.60 dB

Date: 12.FEB.2023 21:15:37

Highest Band Edge / 1 RB

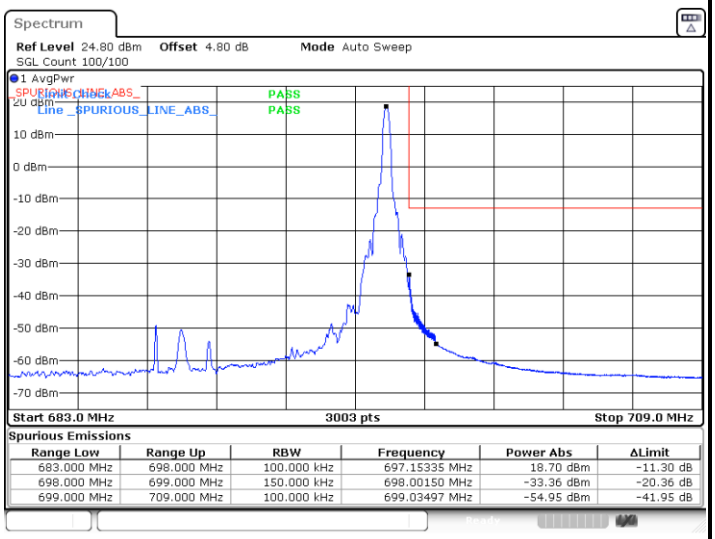

Spurious Emissions

Range Low	Range Up	RBW	Frequency	Power Abs	ΔLimit
683.000 MHz	698.000 MHz	100.000 kHz	697.15335 MHz	18.70 dBm	-11.30 dB
698.000 MHz	699.000 MHz	150.000 kHz	698.00150 MHz	-33.36 dBm	-20.36 dB
699.000 MHz	709.000 MHz	100.000 kHz	699.03497 MHz	-54.95 dBm	-41.95 dB

Date: 12.FEB.2023 21:26:10

Lowest Band Edge / Full RB

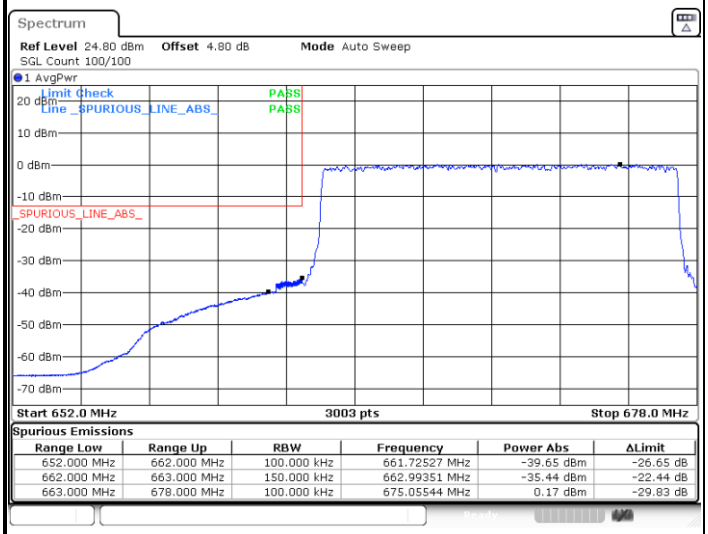

Spurious Emissions

Range Low	Range Up	RBW	Frequency	Power Abs	ΔLimit
652.000 MHz	662.000 MHz	100.000 kHz	661.72527 MHz	-39.65 dBm	-26.65 dB
662.000 MHz	663.000 MHz	150.000 kHz	662.99351 MHz	-35.44 dBm	-22.44 dB
663.000 MHz	678.000 MHz	100.000 kHz	675.05544 MHz	0.17 dBm	-29.83 dB

Date: 12.FEB.2023 21:14:35

Highest Band Edge / Full RB

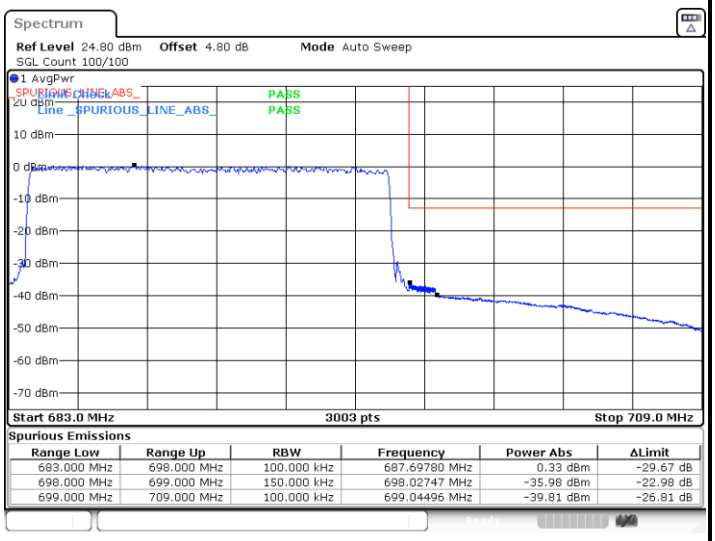

Spurious Emissions

Range Low	Range Up	RBW	Frequency	Power Abs	ΔLimit
683.000 MHz	698.000 MHz	100.000 kHz	687.69780 MHz	0.33 dBm	-29.67 dB
698.000 MHz	699.000 MHz	150.000 kHz	698.02747 MHz	-35.98 dBm	-22.98 dB
699.000 MHz	709.000 MHz	100.000 kHz	699.04496 MHz	-39.81 dBm	-26.81 dB

Date: 12.FEB.2023 21:27:13

LTE Band 71 / 15MHz / 256QAM

Lowest Band Edge / 1 RB

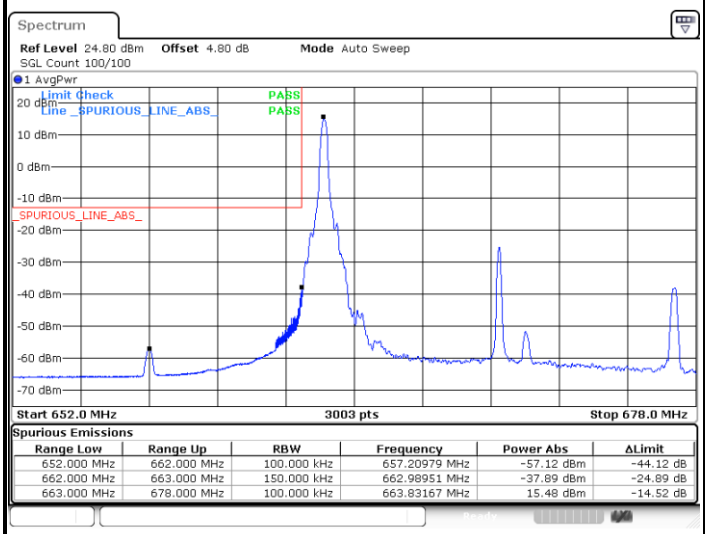

Spurious Emissions

Range Low	Range Up	RBW	Frequency	Power Abs	ΔLimit
652.000 MHz	662.000 MHz	100.000 kHz	657.20979 MHz	-57.12 dBm	-44.12 dB
662.000 MHz	663.000 MHz	150.000 kHz	662.98951 MHz	-37.89 dBm	-24.89 dB
663.000 MHz	678.000 MHz	100.000 kHz	663.83167 MHz	15.48 dBm	-14.52 dB

Date: 21.FEB.2023 03:21:44

Highest Band Edge / 1 RB

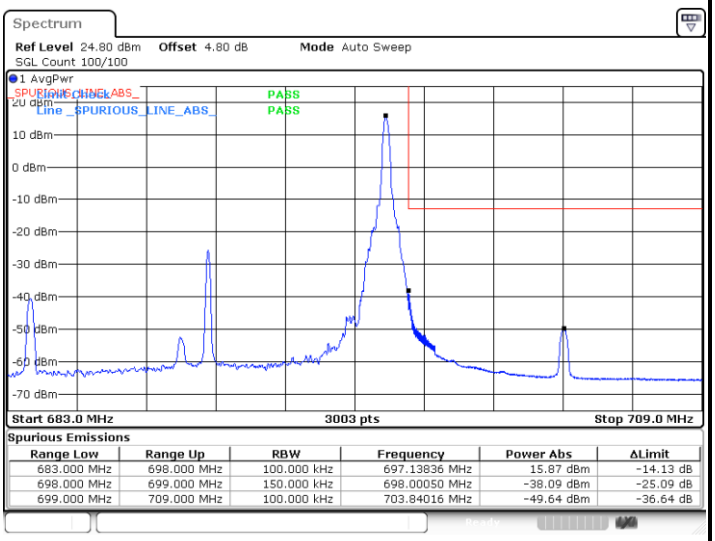

Spurious Emissions

Range Low	Range Up	RBW	Frequency	Power Abs	ΔLimit
683.000 MHz	698.000 MHz	100.000 kHz	697.13836 MHz	15.87 dBm	-14.13 dB
698.000 MHz	699.000 MHz	150.000 kHz	698.00050 MHz	-38.09 dBm	-25.09 dB
699.000 MHz	709.000 MHz	100.000 kHz	703.84016 MHz	-49.64 dBm	-36.64 dB

Date: 21.FEB.2023 03:22:44

Lowest Band Edge / Full RB

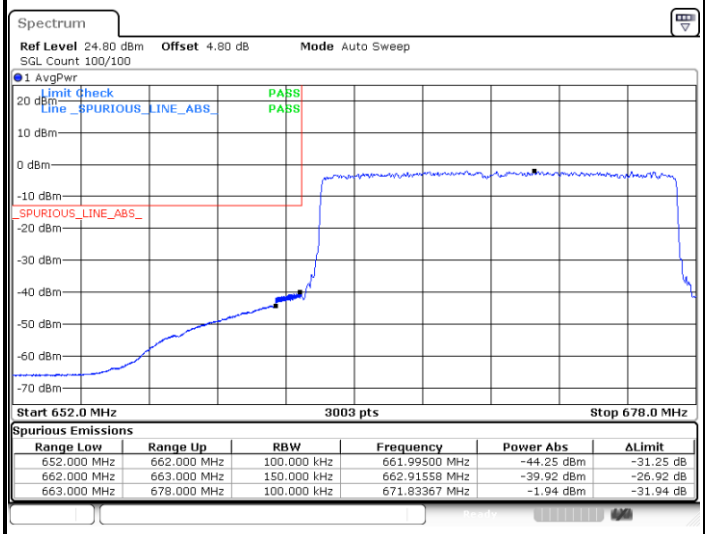

Spurious Emissions

Range Low	Range Up	RBW	Frequency	Power Abs	ΔLimit
652.000 MHz	662.000 MHz	100.000 kHz	661.99500 MHz	-44.25 dBm	-31.25 dB
662.000 MHz	663.000 MHz	150.000 kHz	662.91558 MHz	-39.92 dBm	-26.92 dB
663.000 MHz	678.000 MHz	100.000 kHz	671.83367 MHz	-1.94 dBm	-31.94 dB

Date: 21.FEB.2023 03:19:55

Highest Band Edge / Full RB

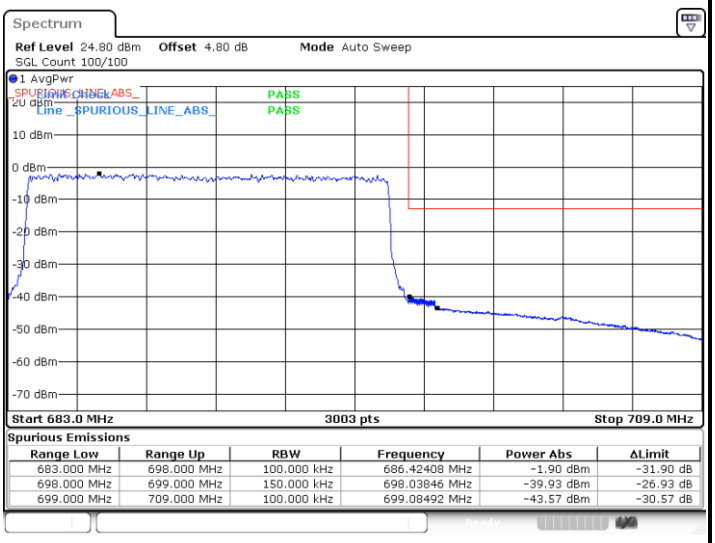

Spurious Emissions

Range Low	Range Up	RBW	Frequency	Power Abs	ΔLimit
683.000 MHz	698.000 MHz	100.000 kHz	686.42408 MHz	-1.90 dBm	-31.90 dB
698.000 MHz	699.000 MHz	150.000 kHz	698.03846 MHz	-39.93 dBm	-26.93 dB
699.000 MHz	709.000 MHz	100.000 kHz	699.08492 MHz	-43.57 dBm	-30.57 dB

Date: 21.FEB.2023 03:23:45

LTE Band 71 / 20MHz / QPSK

Lowest Band Edge / 1 RB

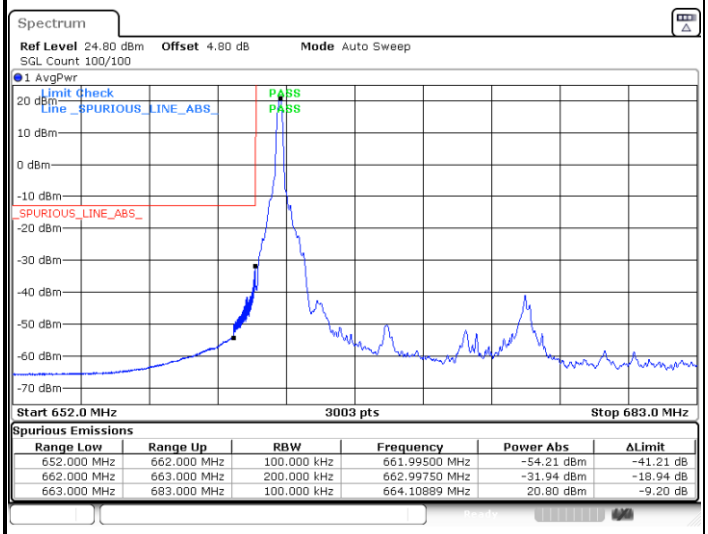

Spurious Emissions

Range Low	Range Up	RBW	Frequency	Power Abs	ΔLimit
652.000 MHz	662.000 MHz	100.000 kHz	661.99500 MHz	-54.21 dBm	-41.21 dB
662.000 MHz	663.000 MHz	200.000 kHz	662.99750 MHz	-31.94 dBm	-18.94 dB
663.000 MHz	683.000 MHz	100.000 kHz	664.10889 MHz	20.80 dBm	-9.20 dB

Date: 12.FEB.2023 21:35:32

Highest Band Edge / 1 RB

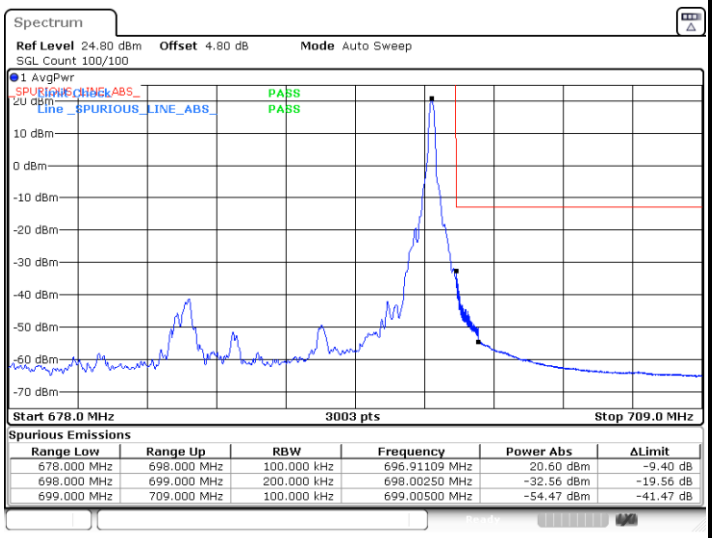

Spurious Emissions

Range Low	Range Up	RBW	Frequency	Power Abs	ΔLimit
678.000 MHz	698.000 MHz	100.000 kHz	696.91109 MHz	20.60 dBm	-9.40 dB
698.000 MHz	699.000 MHz	200.000 kHz	698.00250 MHz	-32.56 dBm	-19.56 dB
699.000 MHz	709.000 MHz	100.000 kHz	699.00500 MHz	-54.47 dBm	-41.47 dB

Date: 12.FEB.2023 21:41:56

Lowest Band Edge / Full RB

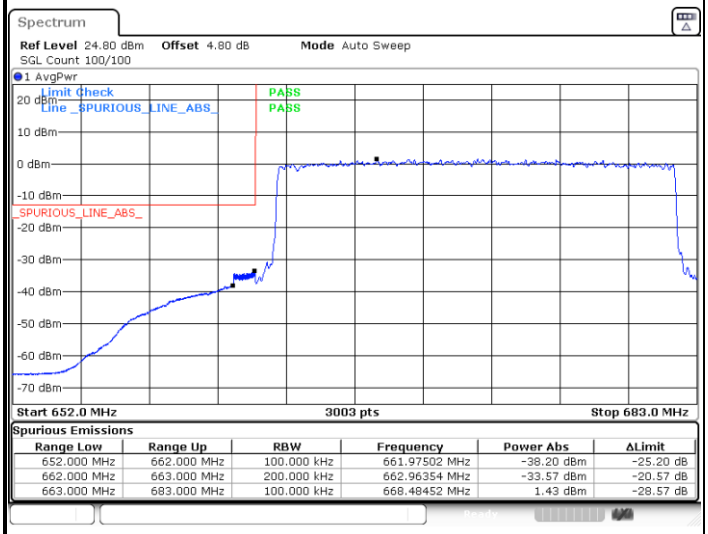

Spurious Emissions

Range Low	Range Up	RBW	Frequency	Power Abs	ΔLimit
652.000 MHz	662.000 MHz	100.000 kHz	661.97502 MHz	-38.20 dBm	-25.20 dB
662.000 MHz	663.000 MHz	200.000 kHz	662.96354 MHz	-33.57 dBm	-20.57 dB
663.000 MHz	683.000 MHz	100.000 kHz	668.48452 MHz	1.43 dBm	-28.57 dB

Date: 12.FEB.2023 21:30:21

Highest Band Edge / Full RB

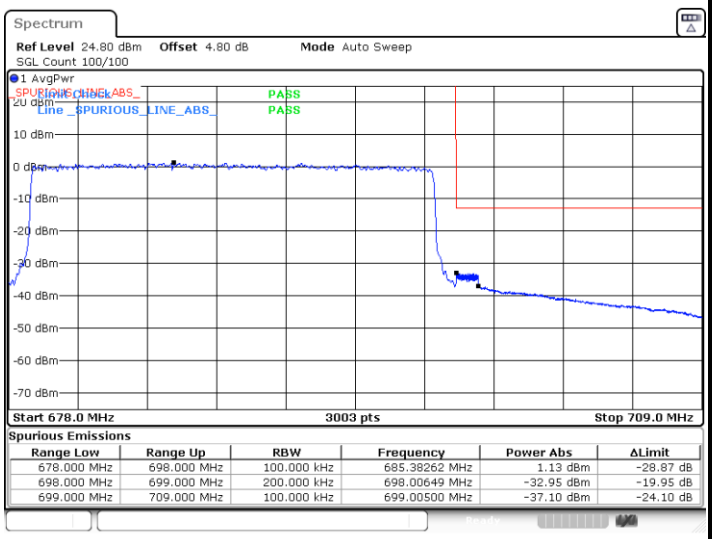

Spurious Emissions

Range Low	Range Up	RBW	Frequency	Power Abs	ΔLimit
678.000 MHz	698.000 MHz	100.000 kHz	685.38262 MHz	1.13 dBm	-28.87 dB
698.000 MHz	699.000 MHz	200.000 kHz	698.00649 MHz	-32.95 dBm	-19.95 dB
699.000 MHz	709.000 MHz	100.000 kHz	699.00500 MHz	-37.10 dBm	-24.10 dB

Date: 12.FEB.2023 21:47:07

LTE Band 71 / 20MHz / 16QAM

Lowest Band Edge /1 RB

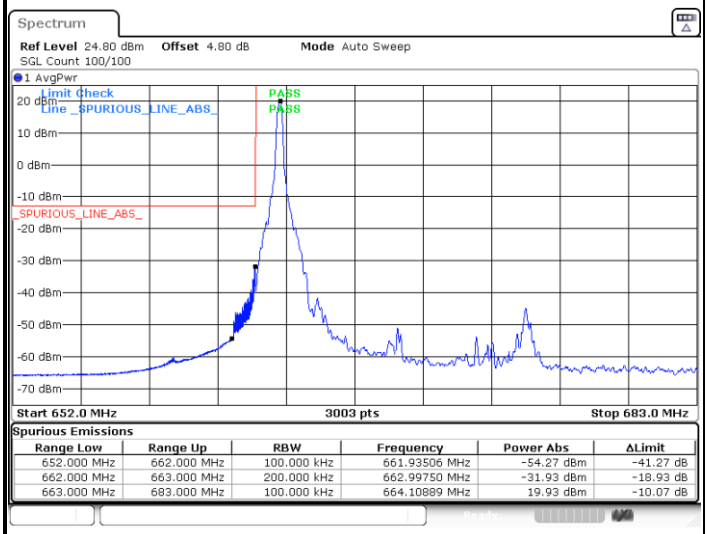

Spurious Emissions

Range Low	Range Up	RBW	Frequency	Power Abs	ΔLimit
652.000 MHz	662.000 MHz	100.000 kHz	661.93506 MHz	-54.27 dBm	-41.27 dB
662.000 MHz	663.000 MHz	200.000 kHz	662.99750 MHz	-31.93 dBm	-18.93 dB
663.000 MHz	683.000 MHz	100.000 kHz	664.10889 MHz	19.93 dBm	-10.07 dB

Date: 12.FEB.2023 21:34:30

Highest Band Edge / 1RB

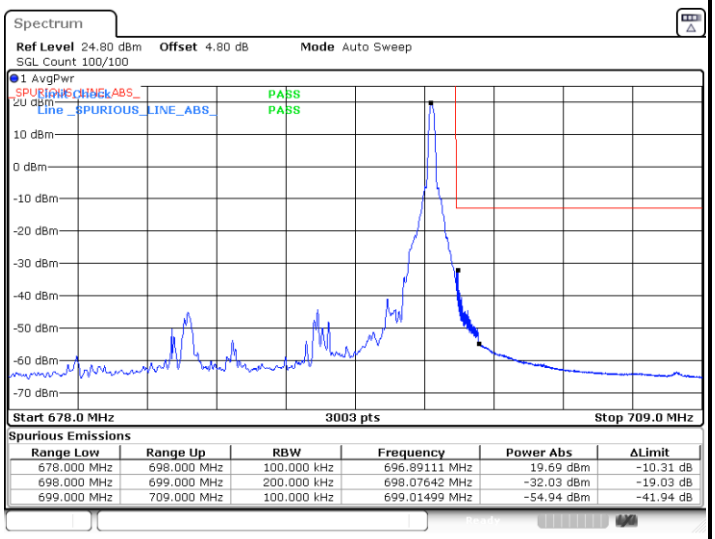

Spurious Emissions

Range Low	Range Up	RBW	Frequency	Power Abs	ΔLimit
678.000 MHz	698.000 MHz	100.000 kHz	696.89111 MHz	19.69 dBm	-10.31 dB
698.000 MHz	699.000 MHz	200.000 kHz	698.07642 MHz	-32.03 dBm	-19.03 dB
699.000 MHz	709.000 MHz	100.000 kHz	699.01499 MHz	-54.94 dBm	-41.94 dB

Date: 12.FEB.2023 21:42:58

Lowest Band Edge / Full RB

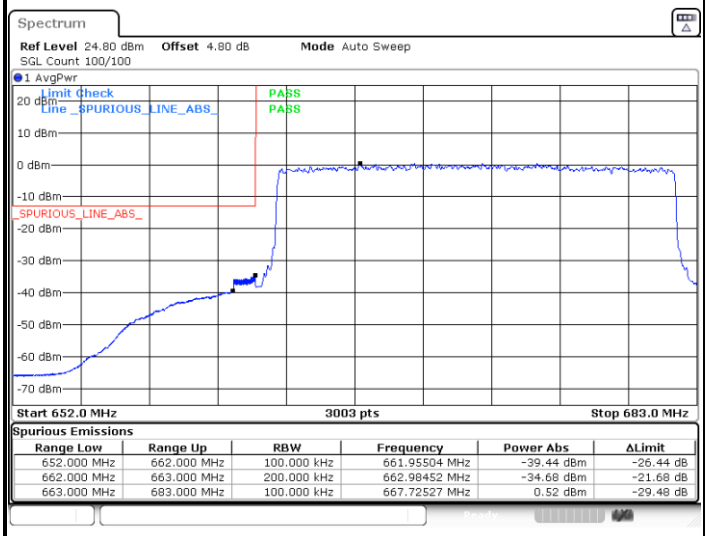

Spurious Emissions

Range Low	Range Up	RBW	Frequency	Power Abs	ΔLimit
652.000 MHz	662.000 MHz	100.000 kHz	661.95504 MHz	-39.44 dBm	-26.44 dB
662.000 MHz	663.000 MHz	200.000 kHz	662.98452 MHz	-34.68 dBm	-21.68 dB
663.000 MHz	683.000 MHz	100.000 kHz	667.72527 MHz	0.52 dBm	-29.48 dB

Date: 12.FEB.2023 21:31:23

Highest Band Edge / Full RB

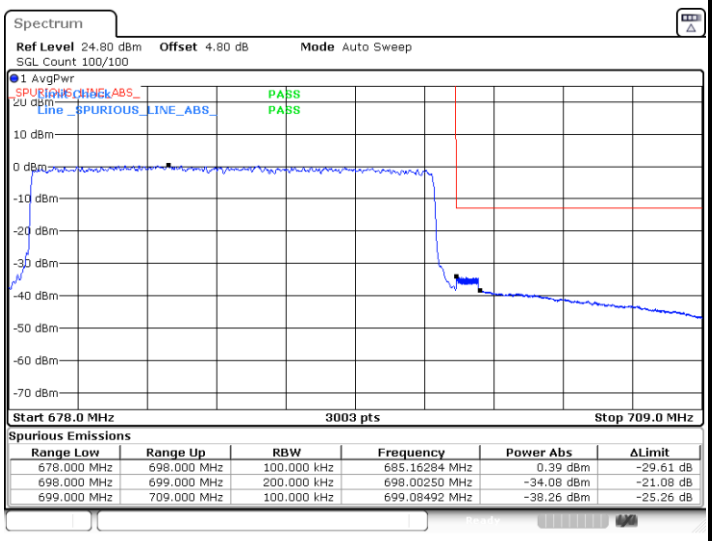

Spurious Emissions

Range Low	Range Up	RBW	Frequency	Power Abs	ΔLimit
678.000 MHz	698.000 MHz	100.000 kHz	685.16284 MHz	0.39 dBm	-29.61 dB
698.000 MHz	699.000 MHz	200.000 kHz	698.00250 MHz	-34.08 dBm	-21.08 dB
699.000 MHz	709.000 MHz	100.000 kHz	699.08492 MHz	-38.26 dBm	-25.26 dB

Date: 12.FEB.2023 21:46:05

LTE Band 71 / 20MHz / 64QAM

Lowest Band Edge / 1 RB

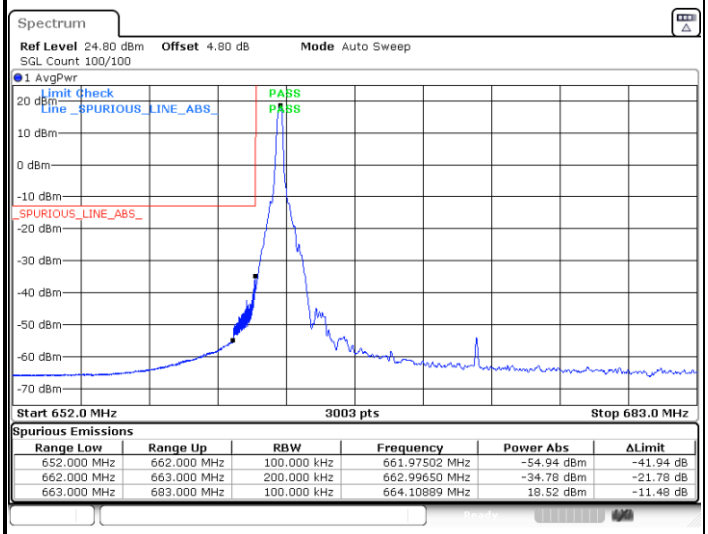

Spurious Emissions

Range Low	Range Up	RBW	Frequency	Power Abs	ΔLimit
652.000 MHz	662.000 MHz	100.000 kHz	661.97502 MHz	-54.94 dBm	-41.94 dB
662.000 MHz	663.000 MHz	200.000 kHz	662.99650 MHz	-34.78 dBm	-21.78 dB
663.000 MHz	683.000 MHz	100.000 kHz	664.10889 MHz	18.52 dBm	-11.48 dB

Date: 12.FEB.2023 21:33:28

Highest Band Edge / 1 RB

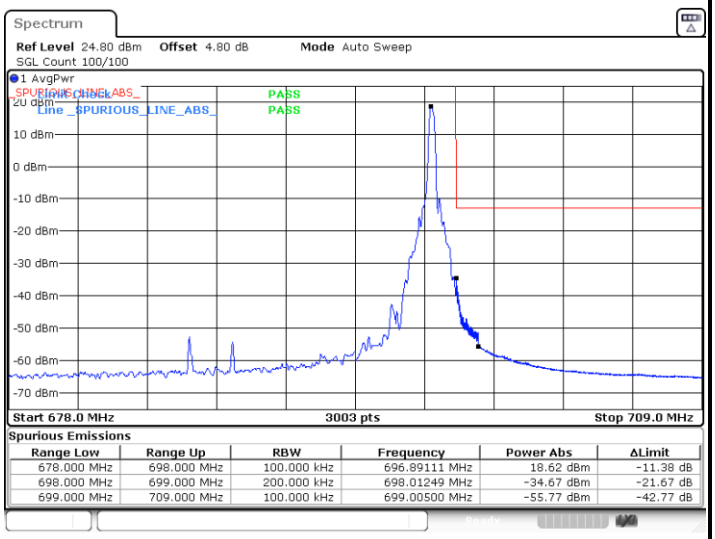

Spurious Emissions

Range Low	Range Up	RBW	Frequency	Power Abs	ΔLimit
678.000 MHz	698.000 MHz	100.000 kHz	696.89111 MHz	18.62 dBm	-11.38 dB
698.000 MHz	699.000 MHz	200.000 kHz	698.01249 MHz	-34.67 dBm	-21.67 dB
699.000 MHz	709.000 MHz	100.000 kHz	699.00500 MHz	-55.77 dBm	-42.77 dB

Date: 12.FEB.2023 21:44:00

Lowest Band Edge / Full RB

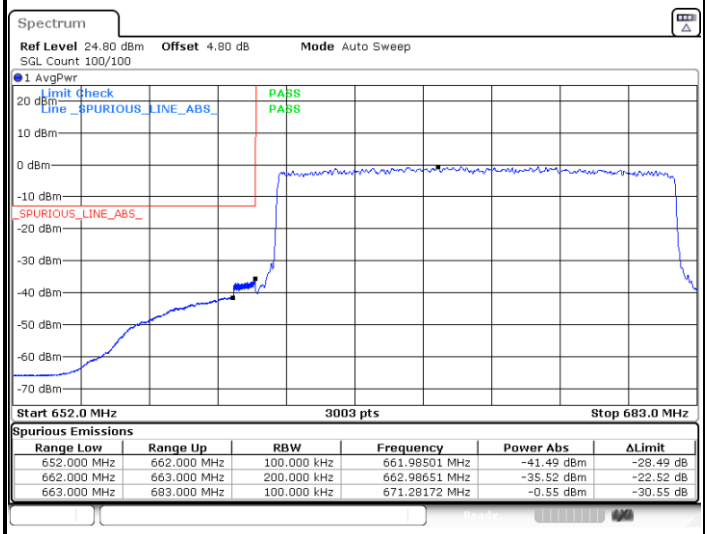

Spurious Emissions

Range Low	Range Up	RBW	Frequency	Power Abs	ΔLimit
652.000 MHz	662.000 MHz	100.000 kHz	661.98501 MHz	-41.49 dBm	-28.49 dB
662.000 MHz	663.000 MHz	200.000 kHz	662.98651 MHz	-35.52 dBm	-22.52 dB
663.000 MHz	683.000 MHz	100.000 kHz	671.28172 MHz	-0.55 dBm	-30.55 dB

Date: 12.FEB.2023 21:32:26

Highest Band Edge / Full RB

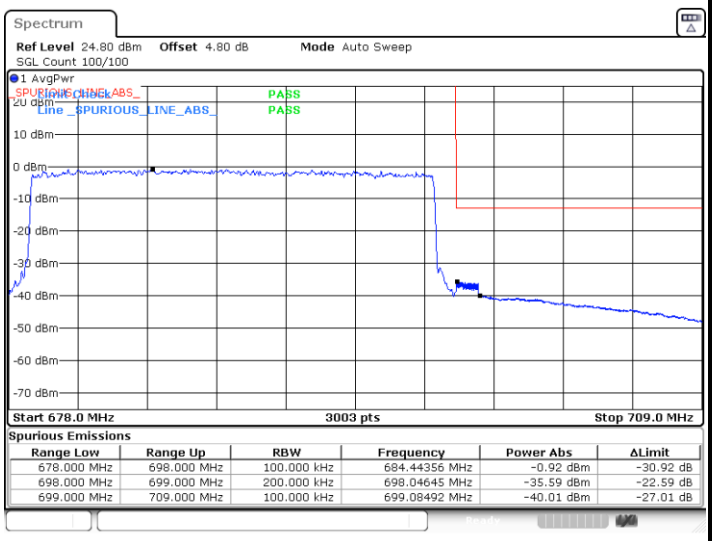

Spurious Emissions

Range Low	Range Up	RBW	Frequency	Power Abs	ΔLimit
678.000 MHz	698.000 MHz	100.000 kHz	684.44356 MHz	-0.92 dBm	-30.92 dB
698.000 MHz	699.000 MHz	200.000 kHz	698.04645 MHz	-35.59 dBm	-22.59 dB
699.000 MHz	709.000 MHz	100.000 kHz	699.08492 MHz	-40.01 dBm	-27.01 dB

Date: 12.FEB.2023 21:45:03

LTE Band 71 / 20MHz / 256QAM

Lowest Band Edge / 1 RB

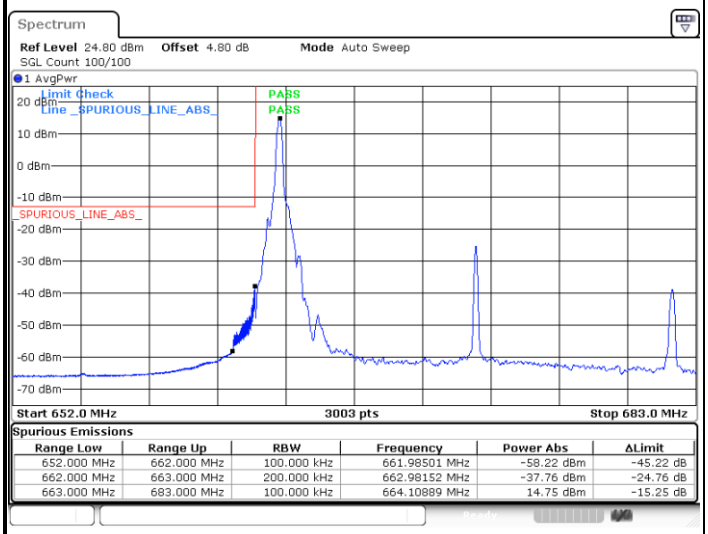

Spurious Emissions

Range Low	Range Up	RBW	Frequency	Power Abs	ΔLimit
652.000 MHz	662.000 MHz	100.000 kHz	661.98501 MHz	-58.22 dBm	-45.22 dB
662.000 MHz	663.000 MHz	200.000 kHz	662.98152 MHz	-37.76 dBm	-24.76 dB
663.000 MHz	683.000 MHz	100.000 kHz	664.10889 MHz	14.75 dBm	-15.25 dB

Date: 21.FEB.2023 03:27:03

Highest Band Edge / 1 RB

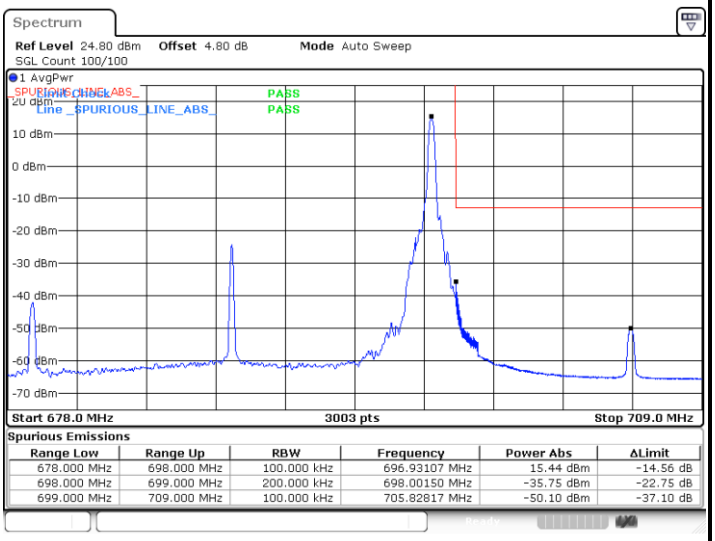

Spurious Emissions

Range Low	Range Up	RBW	Frequency	Power Abs	ΔLimit
678.000 MHz	698.000 MHz	100.000 kHz	696.93107 MHz	15.44 dBm	-14.56 dB
698.000 MHz	699.000 MHz	200.000 kHz	698.00150 MHz	-35.75 dBm	-22.75 dB
699.000 MHz	709.000 MHz	100.000 kHz	705.82817 MHz	-50.10 dBm	-37.10 dB

Date: 21.FEB.2023 03:28:04

Lowest Band Edge / Full RB

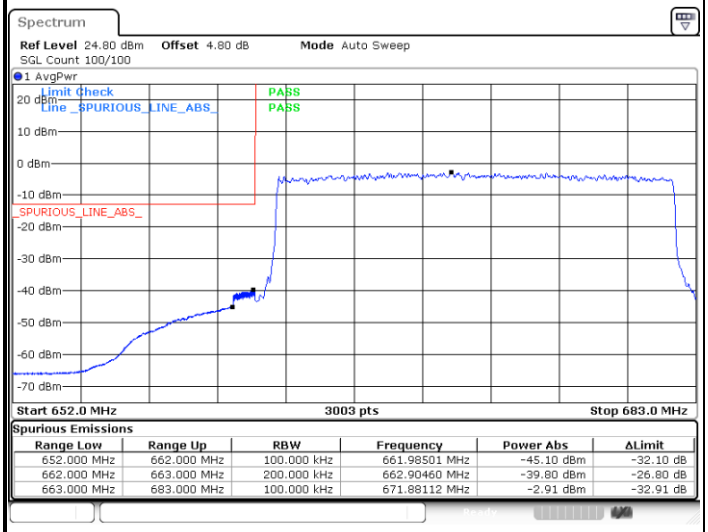

Spurious Emissions

Range Low	Range Up	RBW	Frequency	Power Abs	ΔLimit
652.000 MHz	662.000 MHz	100.000 kHz	661.98501 MHz	-45.10 dBm	-32.10 dB
662.000 MHz	663.000 MHz	200.000 kHz	662.90460 MHz	-39.80 dBm	-26.80 dB
663.000 MHz	683.000 MHz	100.000 kHz	671.88112 MHz	-2.91 dBm	-32.91 dB

Date: 21.FEB.2023 03:25:15

Highest Band Edge / Full RB

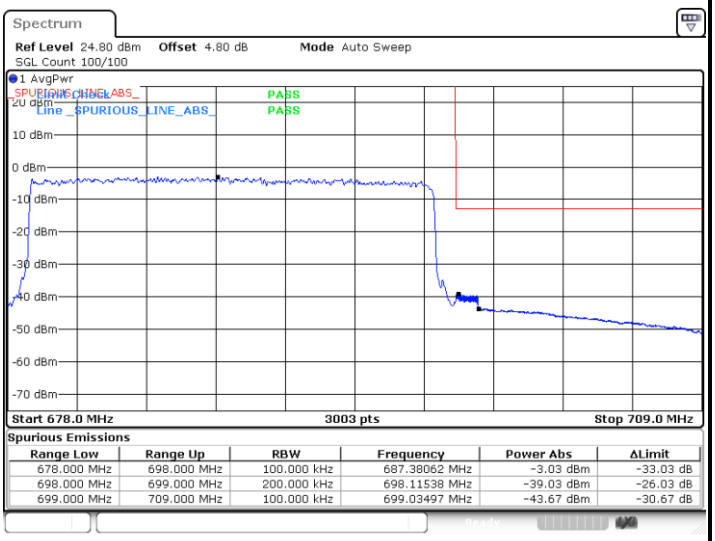

Spurious Emissions

Range Low	Range Up	RBW	Frequency	Power Abs	ΔLimit
678.000 MHz	698.000 MHz	100.000 kHz	687.38062 MHz	-3.03 dBm	-33.03 dB
698.000 MHz	699.000 MHz	200.000 kHz	698.11538 MHz	-39.03 dBm	-26.03 dB
699.000 MHz	709.000 MHz	100.000 kHz	699.03497 MHz	-43.67 dBm	-30.67 dB

Date: 21.FEB.2023 03:29:04

Conducted Spurious Emission

LTE Band 71 / 5MHz

Lowest Channel / QPSK

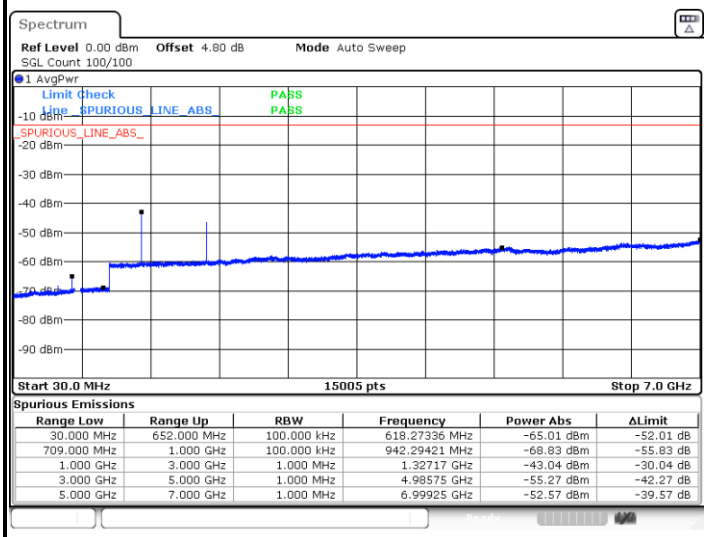

Spurious Emissions

Range Low	Range Up	RBW	Frequency	Power Abs	ΔLimit
30.000 MHz	652.000 MHz	100.000 kHz	618.27336 MHz	-65.01 dBm	-52.01 dB
709.000 MHz	1.000 GHz	100.000 kHz	942.29421 MHz	-68.83 dBm	-55.83 dB
1.000 GHz	3.000 GHz	1.000 MHz	1.32717 GHz	-43.04 dBm	-30.04 dB
3.000 GHz	5.000 GHz	1.000 MHz	4.98575 GHz	-55.27 dBm	-42.27 dB
5.000 GHz	7.000 GHz	1.000 MHz	6.99925 GHz	-52.57 dBm	-39.57 dB

Date: 12.FEB.2023 20:37:09

Middle Channel / QPSK

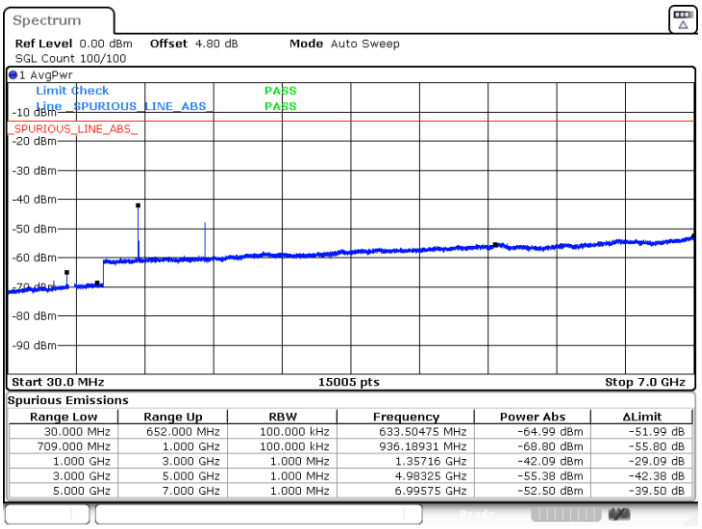

Spurious Emissions

Range Low	Range Up	RBW	Frequency	Power Abs	ΔLimit
30.000 MHz	652.000 MHz	100.000 kHz	633.50475 MHz	-64.99 dBm	-51.99 dB
709.000 MHz	1.000 GHz	100.000 kHz	936.18931 MHz	-68.80 dBm	-55.80 dB
1.000 GHz	3.000 GHz	1.000 MHz	1.35716 GHz	-42.09 dBm	-29.09 dB
3.000 GHz	5.000 GHz	1.000 MHz	4.98325 GHz	-55.38 dBm	-42.38 dB
5.000 GHz	7.000 GHz	1.000 MHz	6.99575 GHz	-52.50 dBm	-39.50 dB

Date: 12.FEB.2023 20:44:39

Highest Channel / QPSK

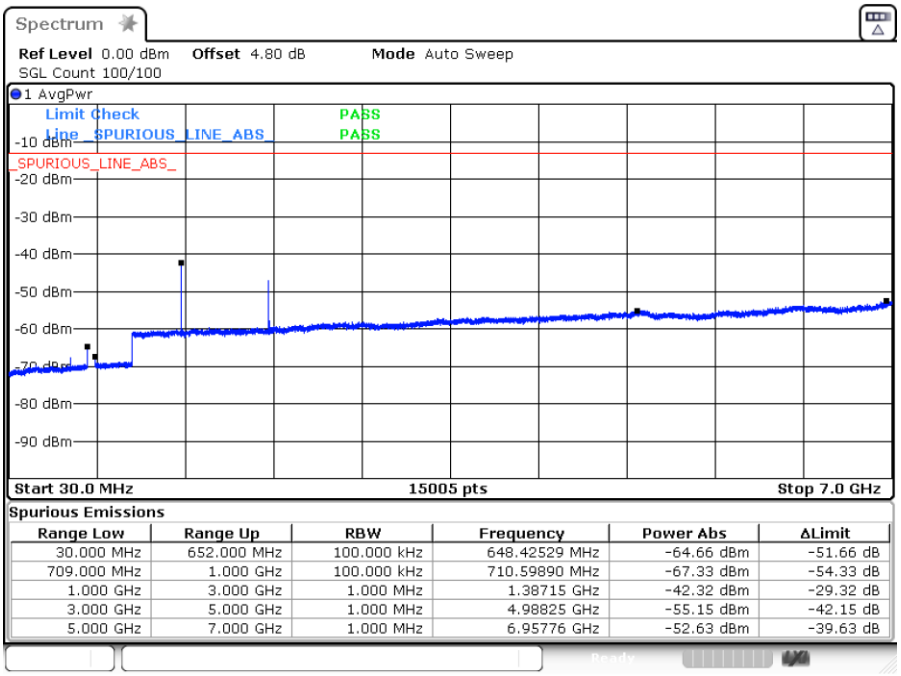

Spurious Emissions

Range Low	Range Up	RBW	Frequency	Power Abs	ΔLimit
30.000 MHz	652.000 MHz	100.000 kHz	648.42529 MHz	-64.66 dBm	-51.66 dB
709.000 MHz	1.000 GHz	100.000 kHz	710.59890 MHz	-67.33 dBm	-54.33 dB
1.000 GHz	3.000 GHz	1.000 MHz	1.38715 GHz	-42.32 dBm	-29.32 dB
3.000 GHz	5.000 GHz	1.000 MHz	4.98825 GHz	-55.15 dBm	-42.15 dB
5.000 GHz	7.000 GHz	1.000 MHz	6.95776 GHz	-52.63 dBm	-39.63 dB

Date: 12.FEB.2023 20:47:26

LTE Band 71 / 10MHz

Lowest Channel / QPSK

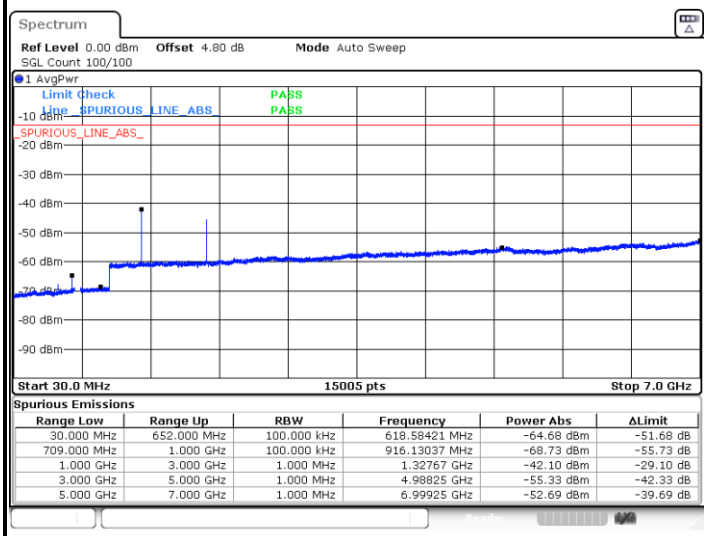

Spurious Emissions

Range Low	Range Up	RBW	Frequency	Power Abs	ΔLimit
30.000 MHz	652.000 MHz	100.000 kHz	618.58421 MHz	-64.68 dBm	-51.68 dB
709.000 MHz	1.000 GHz	100.000 kHz	916.13037 MHz	-68.73 dBm	-55.73 dB
1.000 GHz	3.000 GHz	1.000 MHz	1.32767 GHz	-42.10 dBm	-29.10 dB
3.000 GHz	5.000 GHz	1.000 MHz	4.98825 GHz	-55.33 dBm	-42.33 dB
5.000 GHz	7.000 GHz	1.000 MHz	6.99925 GHz	-52.69 dBm	-39.69 dB

Date: 12.FEB.2023 21:01:10

Middle Channel / QPSK

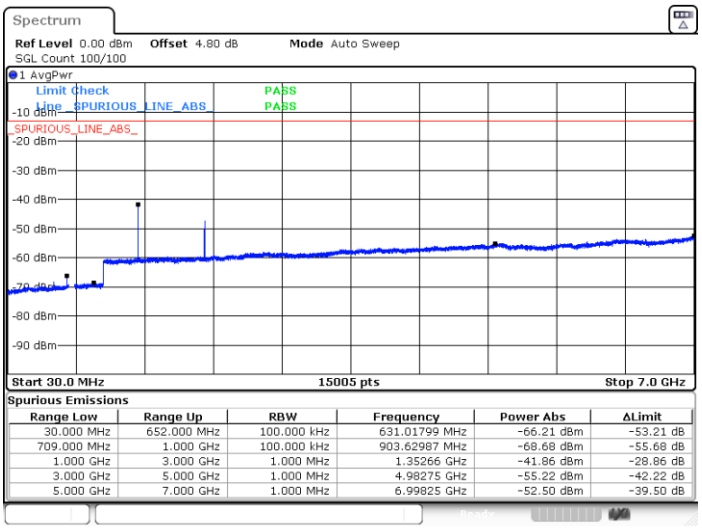

Spurious Emissions

Range Low	Range Up	RBW	Frequency	Power Abs	ΔLimit
30.000 MHz	652.000 MHz	100.000 kHz	631.01799 MHz	-66.21 dBm	-53.21 dB
709.000 MHz	1.000 GHz	100.000 kHz	903.62987 MHz	-68.68 dBm	-55.68 dB
1.000 GHz	3.000 GHz	1.000 MHz	1.35266 GHz	-41.86 dBm	-28.86 dB
3.000 GHz	5.000 GHz	1.000 MHz	4.98275 GHz	-55.22 dBm	-42.22 dB
5.000 GHz	7.000 GHz	1.000 MHz	6.99825 GHz	-52.50 dBm	-39.50 dB

Date: 12.FEB.2023 21:02:30

Highest Channel / QPSK

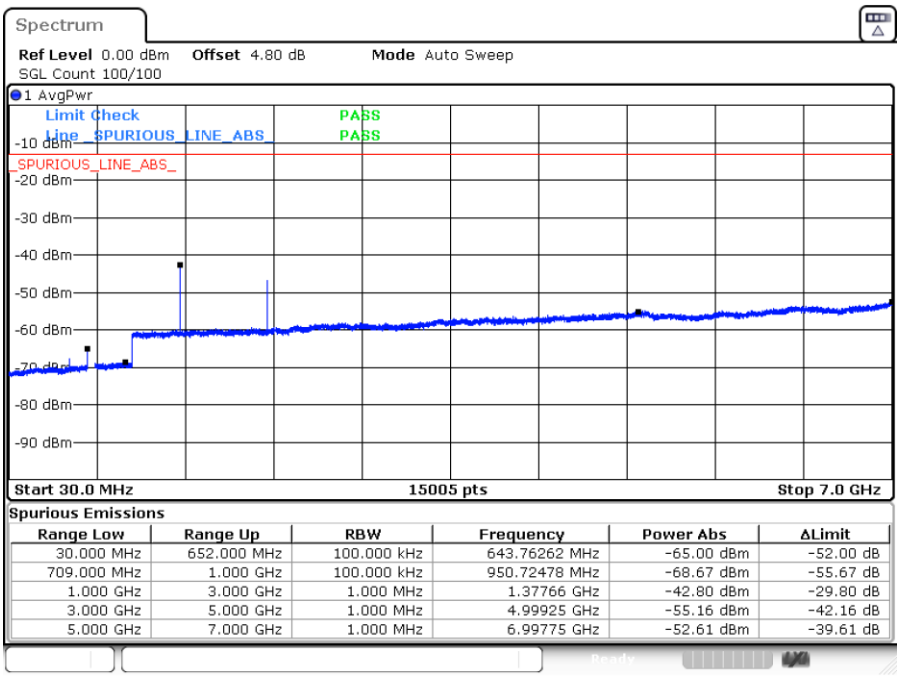

Spurious Emissions

Range Low	Range Up	RBW	Frequency	Power Abs	ΔLimit
30.000 MHz	652.000 MHz	100.000 kHz	643.76262 MHz	-65.00 dBm	-52.00 dB
709.000 MHz	1.000 GHz	100.000 kHz	950.72478 MHz	-68.67 dBm	-55.67 dB
1.000 GHz	3.000 GHz	1.000 MHz	1.37766 GHz	-42.80 dBm	-29.80 dB
3.000 GHz	5.000 GHz	1.000 MHz	4.99925 GHz	-55.16 dBm	-42.16 dB
5.000 GHz	7.000 GHz	1.000 MHz	6.99775 GHz	-52.61 dBm	-39.61 dB

Date: 12.FEB.2023 21:05:13

LTE Band 71 / 15MHz

Lowest Channel / QPSK

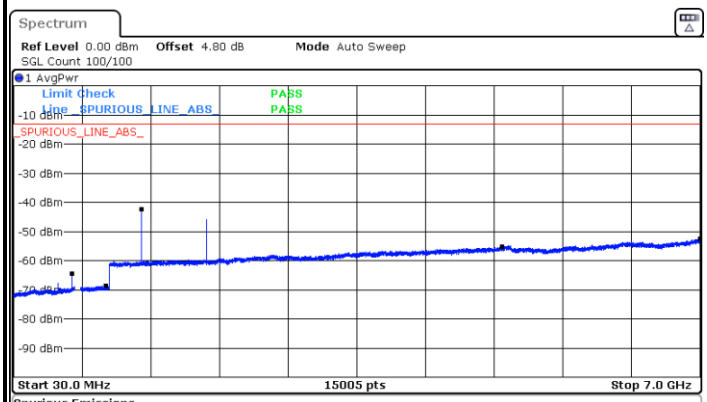

Spurious Emissions

Range Low	Range Up	RBW	Frequency	Power Abs	ΔLimit
30.000 MHz	652.000 MHz	100.000 kHz	618.89505 MHz	-64.61 dBm	-51.61 dB
709.000 MHz	1.000 GHz	100.000 kHz	967.87662 MHz	-68.75 dBm	-55.75 dB
1.000 GHz	3.000 GHz	1.000 MHz	1.32817 GHz	-42.44 dBm	-29.44 dB
3.000 GHz	5.000 GHz	1.000 MHz	4.99125 GHz	-55.10 dBm	-42.10 dB
5.000 GHz	7.000 GHz	1.000 MHz	6.99925 GHz	-52.57 dBm	-39.57 dB

Date: 12.FEB.2023 21:19:01

Middle Channel / QPSK

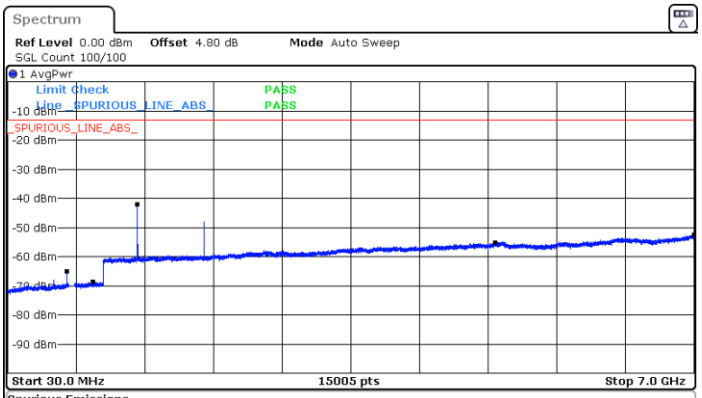

Spurious Emissions

Range Low	Range Up	RBW	Frequency	Power Abs	ΔLimit
30.000 MHz	652.000 MHz	100.000 kHz	628.84208 MHz	-65.02 dBm	-52.02 dB
709.000 MHz	1.000 GHz	100.000 kHz	890.83866 MHz	-68.78 dBm	-55.78 dB
1.000 GHz	3.000 GHz	1.000 MHz	1.34816 GHz	-42.10 dBm	-29.10 dB
3.000 GHz	5.000 GHz	1.000 MHz	4.97676 GHz	-55.08 dBm	-42.08 dB
5.000 GHz	7.000 GHz	1.000 MHz	6.99725 GHz	-52.68 dBm	-39.68 dB

Date: 12.FEB.2023 21:20:20

Highest Channel / QPSK

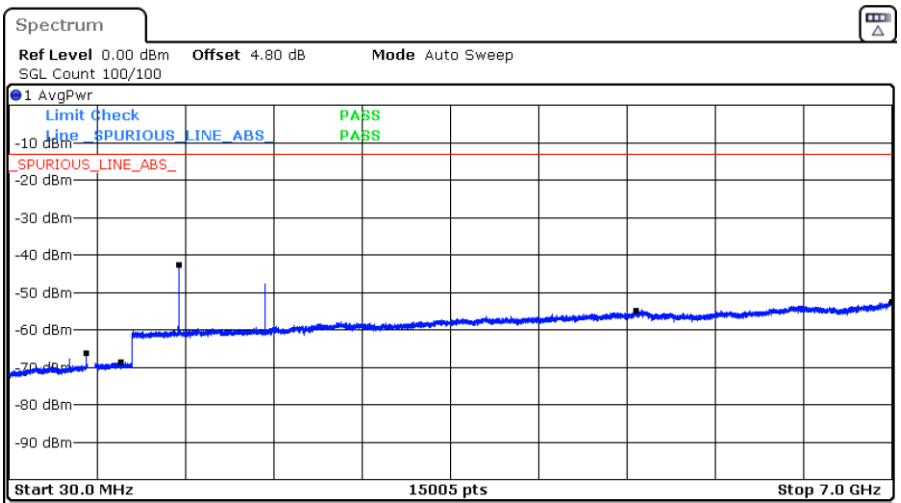

Spurious Emissions

Range Low	Range Up	RBW	Frequency	Power Abs	ΔLimit
30.000 MHz	652.000 MHz	100.000 kHz	638.78911 MHz	-66.25 dBm	-53.25 dB
709.000 MHz	1.000 GHz	100.000 kHz	915.83966 MHz	-68.68 dBm	-55.68 dB
1.000 GHz	3.000 GHz	1.000 MHz	1.36816 GHz	-42.70 dBm	-29.70 dB
3.000 GHz	5.000 GHz	1.000 MHz	4.98125 GHz	-54.98 dBm	-41.98 dB
5.000 GHz	7.000 GHz	1.000 MHz	6.99775 GHz	-52.41 dBm	-39.41 dB

Date: 12.FEB.2023 21:23:03

LTE Band 71 / 20MHz

Lowest Channel / QPSK

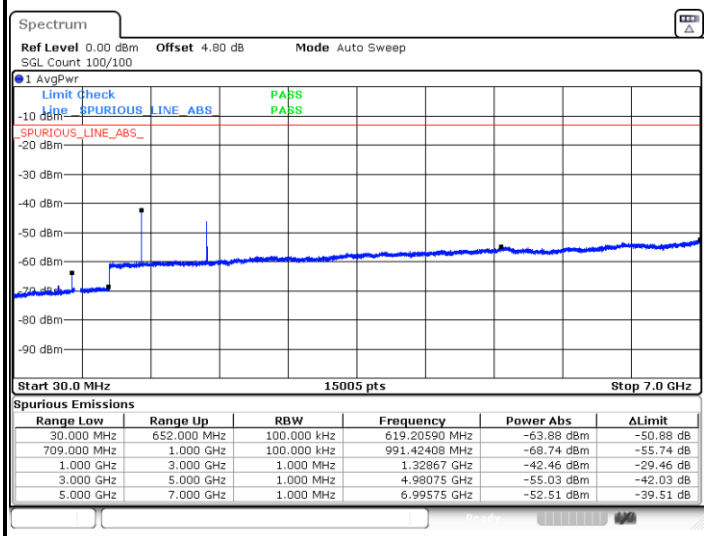

Spurious Emissions

Range Low	Range Up	RBW	Frequency	Power Abs	ΔLimit
30.000 MHz	652.000 MHz	100.000 kHz	619.20590 MHz	-63.88 dBm	-50.88 dB
709.000 MHz	1.000 GHz	100.000 kHz	991.42408 MHz	-68.74 dBm	-55.74 dB
1.000 GHz	3.000 GHz	1.000 MHz	1.32867 GHz	-42.46 dBm	-29.46 dB
3.000 GHz	5.000 GHz	1.000 MHz	4.98075 GHz	-55.03 dBm	-42.03 dB
5.000 GHz	7.000 GHz	1.000 MHz	6.99575 GHz	-52.51 dBm	-39.51 dB

Date: 12.FEB.2023 21:36:51

Middle Channel / QPSK

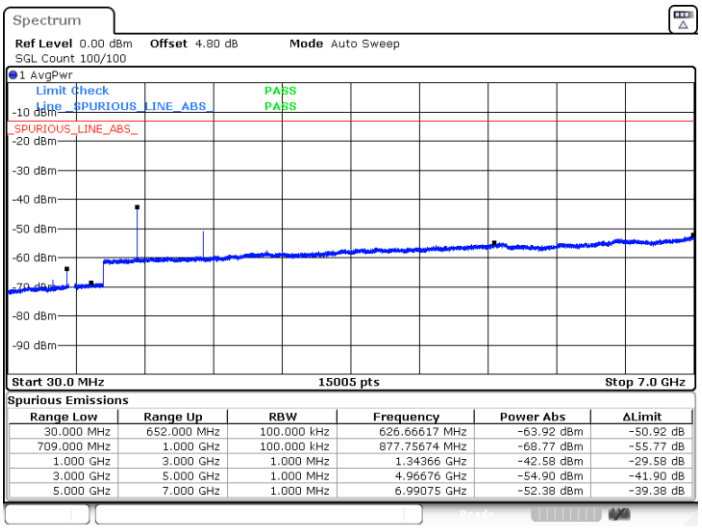

Spurious Emissions

Range Low	Range Up	RBW	Frequency	Power Abs	ΔLimit
30.000 MHz	652.000 MHz	100.000 kHz	626.66617 MHz	-63.92 dBm	-50.92 dB
709.000 MHz	1.000 GHz	100.000 kHz	877.75674 MHz	-68.77 dBm	-55.77 dB
1.000 GHz	3.000 GHz	1.000 MHz	1.34366 GHz	-42.58 dBm	-29.58 dB
3.000 GHz	5.000 GHz	1.000 MHz	4.96676 GHz	-54.90 dBm	-41.90 dB
5.000 GHz	7.000 GHz	1.000 MHz	6.99075 GHz	-52.38 dBm	-39.38 dB

Date: 12.FEB.2023 21:38:11

Highest Channel / QPSK

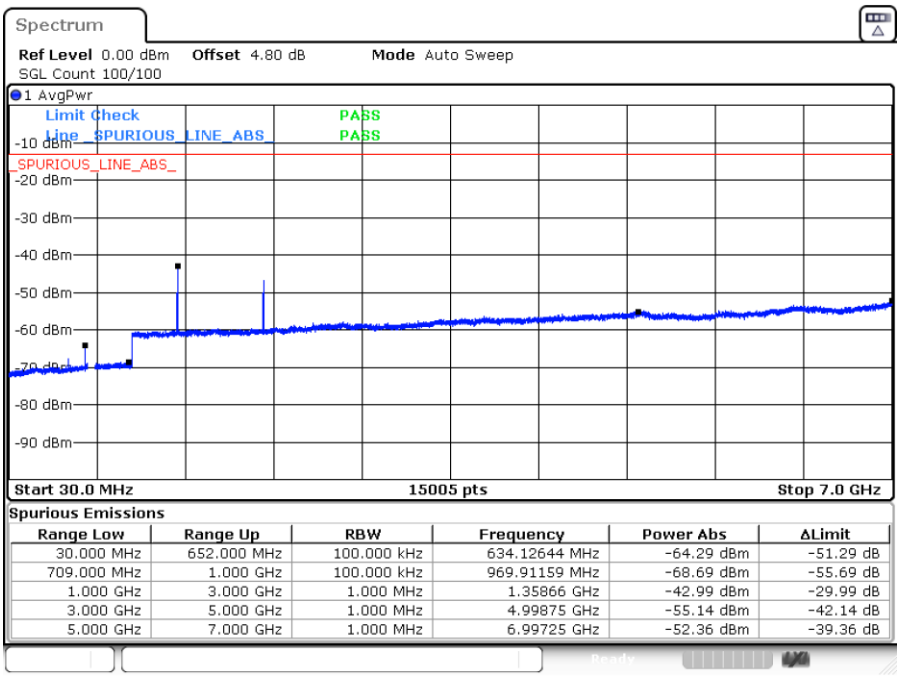

Spurious Emissions

Range Low	Range Up	RBW	Frequency	Power Abs	ΔLimit
30.000 MHz	652.000 MHz	100.000 kHz	634.12644 MHz	-64.29 dBm	-51.29 dB
709.000 MHz	1.000 GHz	100.000 kHz	969.91159 MHz	-68.69 dBm	-55.69 dB
1.000 GHz	3.000 GHz	1.000 MHz	1.35866 GHz	-42.99 dBm	-29.99 dB
3.000 GHz	5.000 GHz	1.000 MHz	4.99875 GHz	-55.14 dBm	-42.14 dB
5.000 GHz	7.000 GHz	1.000 MHz	6.99725 GHz	-52.36 dBm	-39.36 dB

Date: 12.FEB.2023 21:40:54

Frequency Stability

Test Conditions		LTE Band 71 (QPSK) / Middle Channel	Limit
Temperature (°C)	Voltage (Volt)	BW 10MHz	Note 2.
		Deviation (ppm)	Result
50	Normal Voltage	0.0024	PASS
40	Normal Voltage	0.0019	
30	Normal Voltage	0.0026	
20(Ref.)	Normal Voltage	0.0000	
10	Normal Voltage	0.0038	
0	Normal Voltage	0.0032	
-10	Normal Voltage	0.0041	
-20	Normal Voltage	0.0015	
-30	Normal Voltage	0.0004	
20	Maximum Voltage	0.0027	
20	Normal Voltage	0.0021	
20	Battery End Point	0.0016	

Note:

1. Normal Voltage =3.85V. ; Battery End Point (BEP) =3.45 V. ; Maximum Voltage =4.41 V.
2. Note: The frequency fundamental emissions stay within the authorized frequency block.

Appendix B. Test Results of Radiated Test

Radiated Spurious Emission

Test Engineer :	Carry Xu	Temperature :	23~25℃
		Relative Humidity :	41~42%

Sample 1 with Battery 1 :

LTE Band 2 / 20MHz / QPSK (ANT1)								
Channel	Frequency (MHz)	EIRP (dBm)	Limit (dBm)	Over Limit (dB)	S.G. Power (dBm)	TX Cable loss (dB)	TX Antenna Gain (dBi)	Polarization (H/V)
Lowest	3705	-67.32	-13	-54.32	-79.58	2.641	14.90	H
	5550	-65.40	-13	-52.40	-77.26	2.94	14.80	H
	7410	-61.80	-13	-48.80	-71.57	3.39	13.16	H
	3705	-67.26	-13	-54.26	-79.52	2.64	14.90	V
	5550	-65.62	-13	-52.62	-77.48	2.94	14.80	V
	7410	-61.48	-13	-48.48	-71.25	3.39	13.16	V
Middle	3735	-65.34	-13	-52.34	-77.60	2.64	14.90	H
	5610	-61.47	-13	-48.47	-73.33	2.94	14.80	H
	7485	-61.13	-13	-48.13	-70.90	3.39	13.16	H
	3735	-64.85	-13	-51.85	-77.11	2.64	14.90	V
	5610	-61.10	-13	-48.10	-72.96	2.94	14.80	V
	7485	-60.25	-13	-47.25	-70.02	3.39	13.16	V
Highest	3780	-66.51	-13	-53.51	-78.77	2.64	14.90	H
	5670	-63.75	-13	-50.75	-75.61	2.94	14.80	H
	7560	-61.66	-13	-48.66	-71.43	3.39	13.16	H
	3780	-66.25	-13	-53.25	-78.51	2.64	14.90	V
	5670	-62.91	-13	-49.91	-74.77	2.94	14.80	V
	7560	-60.93	-13	-47.93	-70.70	3.39	13.16	V

Remark: Spurious emissions within 30-1000MHz were found more than 20dB below limit line.

LTE Band 5 / 10MHz / QPSK (ANT0)								
Channel	Frequency (MHz)	ERP (dBm)	Limit (dBm)	Over Limit (dB)	S.G. Power (dBm)	TX Cable loss (dB)	TX Antenna Gain (dBi)	Polarization (H/V)
Lowest	1648	-64.62	-13	-51.62	-71.59	1.58	10.70	H
	2472	-60.70	-13	-47.70	-68.95	2.102	12.50	H
	3296	-59.45	-13	-46.45	-68.34	2.856	13.90	H
	1648	-63.84	-13	-50.84	-70.81	1.58	10.70	V
	2472	-58.71	-13	-45.71	-66.96	2.10	12.50	V
	3296	-59.57	-13	-46.57	-68.46	2.86	13.90	V
Middle	1664	-64.98	-13	-51.98	-71.95	1.58	10.70	H
	2494.5	-60.85	-13	-47.85	-69.10	2.102	12.50	H
	3326	-60.60	-13	-47.60	-69.49	2.856	13.90	H
	1663	-63.62	-13	-50.62	-70.59	1.58	10.70	V
	2496	-58.91	-13	-45.91	-67.16	2.10	12.50	V
	3328	-60.23	-13	-47.23	-69.12	2.86	13.90	V
Highest	1680	-64.38	-13	-51.38	-71.35	1.58	10.70	H
	2517	-59.71	-13	-46.71	-67.96	2.102	12.50	H
	3356	-60.24	-13	-47.24	-69.13	2.856	13.90	H
	1680	-63.39	-13	-50.39	-70.36	1.58	10.70	V
	2517	-59.16	-13	-46.16	-67.41	2.10	12.50	V
	3356	-60.45	-13	-47.45	-69.34	2.86	13.90	V

Remark: Spurious emissions within 30-1000MHz were found more than 20dB below limit line.

LTE Band 5B / 10+10MHz / QPSK (ANT0) 1RB0								
Channel	Frequency (MHz)	ERP (dBm)	Limit (dBm)	Over Limit (dB)	S.G. Power (dBm)	TX Cable loss (dB)	TX Antenna Gain (dBi)	Polarization (H/V)
Lowest	1648.00	-63.98	-13	-50.98	-67.22	1.11	6.50	H
	2472.00	-60.06	-13	-47.06	-62.68	1.43	6.20	H
	3296.00	-58.94	-13	-45.94	-63.38	1.71	8.30	H
	1648.00	-62.99	-13	-49.99	-66.23	1.11	6.50	V
	2472.00	-58.17	-13	-45.17	-60.79	1.43	6.20	V
	3296.00	-58.86	-13	-45.86	-63.30	1.71	8.30	V
Middle	1656.00	-63.88	-13	-50.88	-67.12	1.11	6.50	H
	2480.00	-60.08	-13	-47.08	-62.70	1.43	6.20	H
	3304.00	-58.70	-13	-45.70	-63.14	1.71	8.30	H
	1656.00	-62.53	-13	-49.53	-65.77	1.11	6.50	V
	2480.00	-58.11	-13	-45.11	-60.73	1.43	6.20	V
	3304.00	-58.43	-13	-45.43	-62.87	1.71	8.30	V
Highest	1656.00	-63.76	-13	-50.76	-67.00	1.11	6.50	H
	2488.00	-59.41	-13	-46.41	-62.03	1.43	6.20	H
	3320.00	-59.28	-13	-46.28	-63.72	1.71	8.30	H
	1656.00	-62.90	-13	-49.90	-66.14	1.11	6.50	V
	2488.00	-57.84	-13	-44.84	-60.46	1.43	6.20	V
	3320.00	-59.00	-13	-46.00	-63.44	1.71	8.30	V

Remark: Spurious emissions within 30-1000MHz were found more than 20dB below limit line.

LTE Band 5B / 10+10MHz / QPSK (ANT0) 1RB MAX								
Channel	Frequency (MHz)	ERP (dBm)	Limit (dBm)	Over Limit (dB)	S.G. Power (dBm)	TX Cable loss (dB)	TX Antenna Gain (dBi)	Polarization (H/V)
Lowest	1664.00	-63.97	-13	-50.97	-67.21	1.11	6.50	H
	2504.00	-59.28	-13	-46.28	-61.90	1.43	6.20	H
	3336.00	-59.26	-13	-46.26	-63.70	1.71	8.30	H
	1664.00	-62.85	-13	-49.85	-66.09	1.11	6.50	V
	2504.00	-58.09	-13	-45.09	-60.71	1.43	6.20	V
	3336.00	-59.44	-13	-46.44	-63.88	1.71	8.30	V
Middle	1672.00	-63.52	-13	-50.52	-66.76	1.11	6.50	H
	2504.00	-59.43	-13	-46.43	-62.05	1.43	6.20	H
	3344.00	-59.42	-13	-46.42	-63.86	1.71	8.30	H
	1672.00	-62.53	-13	-49.53	-65.77	1.11	6.50	V
	2504.00	-58.06	-13	-45.06	-60.68	1.43	6.20	V
	3344.00	-59.34	-13	-46.34	-63.78	1.71	8.30	V
Highest	1680.00	-63.68	-13	-50.68	-66.92	1.11	6.50	H
	2512.00	-59.01	-13	-46.01	-61.63	1.43	6.20	H
	3352.00	-59.55	-13	-46.55	-63.99	1.71	8.30	H
	1680.00	-62.65	-13	-49.65	-65.89	1.11	6.50	V
	2512.00	-58.28	-13	-45.28	-60.90	1.43	6.20	V
	3352.00	-59.61	-13	-46.61	-64.05	1.71	8.30	V

Remark: Spurious emissions within 30-1000MHz were found more than 20dB below limit line.

LTE Band 13 / 5MHz / QPSK (ANT0)								
Channel	Frequency (MHz)	ERP (dBm)	Limit (dBm)	Over Limit (dB)	S.G. Power (dBm)	TX Cable loss (dB)	TX Antenna Gain (dBi)	Polarization (H/V)
Lowest	1554.68	-65.53	-13	-52.53	-68.16	1.09	5.87	H
	2332	-60.96	-13	-47.96	-63.36	1.37	5.92	H
	3109	-59.88	-13	-46.88	-63.77	1.64	7.68	H
	1552	-65.04	-13	-52.04	-67.67	1.09	5.87	V
	2332	-59.36	-13	-46.36	-61.76	1.37	5.92	V
	3109	-59.67	-13	-46.67	-63.56	1.64	7.68	V
Middle	1560	-65.65	-42.15	-23.50	-68.28	1.09	5.87	H
	2339.52	-60.73	-13	-47.73	-63.13	1.37	5.92	H
	3119.36	-59.74	-13	-46.74	-63.63	1.64	7.68	H
	1560	-64.70	-42.15	-22.55	-67.33	1.09	5.87	V
	2339.52	-59.17	-13	-46.17	-61.57	1.37	5.92	V
	3119.36	-59.58	-13	-46.58	-63.47	1.64	7.68	V
Highest	1568	-65.67	-42.15	-23.52	-68.30	1.09	5.87	H
	2347.02	-60.87	-13	-47.87	-63.27	1.37	5.92	H
	3129.35	-59.62	-13	-46.62	-63.51	1.64	7.68	H
	1564.68	-64.84	-42.15	-22.69	-67.47	1.09	5.87	V
	2344	-59.37	-13	-46.37	-61.77	1.37	5.92	V
	3129.36	-59.50	-13	-46.50	-63.39	1.64	7.68	V

Remark: Spurious emissions within 30-1000MHz were found more than 20dB below limit line.

LTE Band 13 / 10MHz / QPSK (ANT0)								
Channel	Frequency (MHz)	ERP (dBm)	Limit (dBm)	Over Limit (dB)	S.G. Power (dBm)	TX Cable loss (dB)	TX Antenna Gain (dBi)	Polarization (H/V)
Middle	1552	-65.64	-13	-52.64	-68.27	1.09	5.87	H
	2332.77	-60.72	-13	-47.72	-63.12	1.37	5.92	H
	3110.36	-59.88	-13	-46.88	-63.77	1.64	7.68	H
	1552	-64.93	-13	-51.93	-67.56	1.09	5.87	V
	2332.77	-59.27	-13	-46.27	-61.67	1.37	5.92	V
	3110.36	-59.75	-13	-46.75	-63.64	1.64	7.68	V

Remark: Spurious emissions within 30-1000MHz were found more than 20dB below limit line.

LTE Band 17 / 10MHz / QPSK (ANT0)								
Channel	Frequency (MHz)	ERP (dBm)	Limit (dBm)	Over Limit (dB)	S.G. Power (dBm)	TX Cable loss (dB)	TX Antenna Gain (dBi)	Polarization (H/V)
Lowest	1408	-67.84	-13	-54.84	-74.81	1.58	10.70	H
	2112	-62.50	-13	-49.50	-70.75	2.102	12.50	H
	2818	-59.80	-13	-46.80	-68.69	2.856	13.90	H
	1408	-66.91	-13	-53.91	-73.88	1.58	10.70	V
	2112	-61.10	-13	-48.10	-69.35	2.10	12.50	V
	2818	-58.98	-13	-45.98	-67.87	2.86	13.90	V
Middle	1408	-67.49	-13	-54.49	-74.46	1.58	10.70	H
	2116.5	-61.62	-13	-48.62	-69.87	2.102	12.50	H
	2822	-58.98	-13	-45.98	-67.87	2.856	13.90	H
	1411	-66.88	-13	-53.88	-73.85	1.58	10.70	V
	2116.5	-60.78	-13	-47.78	-69.03	2.10	12.50	V
	2824	-58.57	-13	-45.57	-67.46	2.86	13.90	V
Highest	1416	-66.93	-13	-53.93	-73.90	1.58	10.70	H
	2119	-61.75	-13	-48.75	-70.00	2.102	12.50	H
	2826	-58.95	-13	-45.95	-67.84	2.856	13.90	H
	1413	-66.44	-13	-53.44	-73.41	1.58	10.70	V
	2119	-60.65	-13	-47.65	-68.90	2.10	12.50	V
	2824	-58.66	-13	-45.66	-67.55	2.86	13.90	V

Remark: Spurious emissions within 30-1000MHz were found more than 20dB below limit line.

LTE Band 66 / 20MHz / QPSK(ANT1)								
Channel	Frequency (MHz)	EIRP (dBm)	Limit (dBm)	Over Limit (dB)	S.G. Power (dBm)	TX Cable loss (dB)	TX Antenna Gain (dBi)	Polarization (H/V)
Lowest	3420	-58.60	-13	-45.60	-69.34	2.604	13.34	H
	5133.27	-56.79	-13	-43.79	-67.30	3.011	13.52	H
	6844.36	-55.98	-13	-42.98	-66.18	3.271	13.47	H
	3420	-58.92	-13	-45.92	-69.66	2.604	13.34	V
	5133.27	-56.97	-13	-43.97	-67.48	3.011	13.52	V
	6844.36	-55.96	-13	-42.96	-66.16	3.271	13.47	V

Middle	3465	-57.84	-13	-44.84	-68.58	2.604	13.34	H
	5208.27	-57.58	-13	-44.58	-68.09	3.011	13.52	H
	6944.36	-55.33	-13	-42.33	-65.53	3.271	13.47	H
	3472.18	-58.99	-13	-45.99	-69.73	2.604	13.34	V
	5208.27	-57.73	-13	-44.73	-68.24	3.011	13.52	V
	6945	-55.65	-13	-42.65	-65.85	3.271	13.47	V
Highest	3525	-59.30	-13	-46.30	-70.04	2.604	13.34	H
	5283.27	-57.75	-13	-44.75	-68.26	3.011	13.52	H
	7044.36	-55.33	-13	-42.33	-65.53	3.271	13.47	H
	3522.18	-59.47	-13	-46.47	-70.21	2.604	13.34	V
	5283.27	-57.65	-13	-44.65	-68.16	3.011	13.52	V
	7050	-55.24	-13	-42.24	-65.44	3.271	13.47	V

Remark: Spurious emissions within 30-1000MHz were found more than 20dB below limit line.

LTE Band 66B / 10+10MHz / QPSK(ANT1) 1 RB0								
Channel	**Frequency (MHz)**	**EIRP (dBm)**	**Limit (dBm)**	**Over Limit (dB)**	**S.G. Power (dBm)**	**TX Cable loss (dB)**	**TX Antenna Gain (dBi)**	**Polarization (H/V)**
Lowest	3420	-66.84	-13	-53.84	-77.58	2.604	13.34	H
	5131.77	-64.12	-13	-51.12	-74.63	3.011	13.52	H
	6842.36	-65.03	-13	-52.03	-75.23	3.271	13.47	H
	3421.18	-66.92	-13	-53.92	-77.66	2.604	13.34	V
	5131.77	-64.06	-13	-51.06	-74.57	3.011	13.52	V
	6840	-64.82	-13	-51.82	-75.02	3.271	13.47	V
Middle	3491.38	-66.92	-13	-53.92	-77.66	2.604	13.34	H
	5237.07	-65.70	-13	-52.70	-76.21	3.011	13.52	H
	6982.76	-63.87	-13	-50.87	-74.07	3.271	13.47	H
	3491.38	-67.30	-13	-54.30	-78.04	2.604	13.34	V
	5237.07	-65.74	-13	-52.74	-76.25	3.011	13.52	V
	6982.76	-63.70	-13	-50.70	-73.90	3.271	13.47	V
Highest	3525	-66.53	-13	-53.53	-77.27	2.604	13.34	H
	5282.07	-65.20	-13	-52.20	-75.71	3.011	13.52	H
	7042.76	-63.81	-13	-50.81	-74.01	3.271	13.47	H
	3521.38	-66.81	-13	-53.81	-77.55	2.604	13.34	V
	5282.07	-65.15	-13	-52.15	-75.66	3.011	13.52	V
	7050	-63.71	-13	-50.71	-73.91	3.271	13.47	V

Remark: Spurious emissions within 30-1000MHz were found more than 20dB below limit line.

LTE Band 66B / 10+10MHz / QPSK(ANT1) 1RB MAX								
Channel	Frequency (MHz)	EIRP (dBm)	Limit (dBm)	Over Limit (dB)	S.G. Power (dBm)	TX Cable loss (dB)	TX Antenna Gain (dBi)	Polarization (H/V)
Lowest	3440.98	-66.70	-13	-53.70	-77.44	2.604	13.34	H
	5161.47	-64.34	-13	-51.34	-74.85	3.011	13.52	H
	6881.96	-64.54	-13	-51.54	-74.74	3.271	13.47	H
	3435	-66.73	-13	-53.73	-77.47	2.604	13.34	V
	5160	-64.44	-13	-51.44	-74.95	3.011	13.52	V
	6881.96	-64.35	-13	-51.35	-74.55	3.271	13.47	V
Middle	3510	-66.77	-13	-53.77	-77.51	2.604	13.34	H
	5266.77	-65.85	-13	-52.85	-76.36	3.011	13.52	H
	7022.36	-63.77	-13	-50.77	-73.97	3.271	13.47	H
	3511.18	-67.00	-13	-54.00	-77.74	2.604	13.34	V
	5266.77	-65.78	-13	-52.78	-76.29	3.011	13.52	V
	7022.36	-63.75	-13	-50.75	-73.95	3.271	13.47	V
Highest	3540	-66.44	-13	-53.44	-77.18	2.604	13.34	H
	5311.77	-64.92	-13	-51.92	-75.43	3.011	13.52	H
	7082.36	-63.94	-13	-50.94	-74.14	3.271	13.47	H
	3541.18	-66.77	-13	-53.77	-77.51	2.604	13.34	V
	5311.77	-64.91	-13	-51.91	-75.42	3.011	13.52	V
	7080	-63.94	-13	-50.94	-74.14	3.271	13.47	V

Remark: Spurious emissions within 30-1000MHz were found more than 20dB below limit line.

LTE Band 66C / 20+20MHz / QPSK(ANT1) 1RB0								
Channel	Frequency (MHz)	EIRP (dBm)	Limit (dBm)	Over Limit (dB)	S.G. Power (dBm)	TX Cable loss (dB)	TX Antenna Gain (dBi)	Polarization (H/V)
Lowest	3420	-66.88	-13	-53.88	-77.62	2.604	13.34	H
	5133.27	-64.16	-13	-51.16	-74.67	3.011	13.52	H
	6844.36	-64.98	-13	-51.98	-75.18	3.271	13.47	H
	3420	-67.08	-13	-54.08	-77.82	2.604	13.34	V
	5133.27	-64.11	-13	-51.11	-74.62	3.011	13.52	V
	6844.36	-65.04	-13	-52.04	-75.24	3.271	13.47	V
Middle	3465	-66.64	-13	-53.64	-77.38	2.604	13.34	H
	5208.57	-64.70	-13	-51.70	-75.21	3.011	13.52	H
	6944.76	-64.00	-13	-51.00	-74.20	3.271	13.47	H
	3465	-67.01	-13	-54.01	-77.75	2.604	13.34	V
	5208.57	-65.18	-13	-52.18	-75.69	3.011	13.52	V
	6944.76	-63.90	-13	-50.90	-74.10	3.271	13.47	V
Highest	3480	-66.79	-13	-53.79	-77.53	2.604	13.34	H
	5233.87	-65.80	-13	-52.80	-76.31	3.011	13.52	H
	6965.16	-63.96	-13	-50.96	-74.16	3.271	13.47	H
	3480	-67.20	-13	-54.20	-77.94	2.604	13.34	V
	5233.87	-65.78	-13	-52.78	-76.29	3.011	13.52	V
	6965.16	-63.79	-13	-50.79	-73.99	3.271	13.47	V

Remark: Spurious emissions within 30-1000MHz were found more than 20dB below limit line.

LTE Band 66C / 20+20MHz / QPSK(ANT1) 1RB MAX								
Channel	Frequency (MHz)	EIRP (dBm)	Limit (dBm)	Over Limit (dB)	S.G. Power (dBm)	TX Cable loss (dB)	TX Antenna Gain (dBi)	Polarization (H/V)
Lowest	3465	-66.63	-13	-53.63	-77.37	2.604	13.34	H
	5192.67	-64.66	-13	-51.66	-75.17	3.011	13.52	H
	6923.56	-64.00	-13	-51.00	-74.20	3.271	13.47	H
	3465	-67.03	-13	-54.03	-77.77	2.604	13.34	V
	5192.67	-64.26	-13	-51.26	-74.77	3.011	13.52	V
	6923.56	-63.88	-13	-50.88	-74.08	3.271	13.47	V
Middle	3511.98	-66.61	-13	-53.61	-77.35	2.604	13.34	H
	5267.97	-65.53	-13	-52.53	-76.04	3.011	13.52	H
	7020	-63.74	-13	-50.74	-73.94	3.271	13.47	H
	3510	-66.90	-13	-53.90	-77.64	2.604	13.34	V
	5267.97	-65.61	-13	-52.61	-76.12	3.011	13.52	V
	7023.96	-63.71	-13	-50.71	-73.91	3.271	13.47	V
Highest	3525	-66.57	-13	-53.57	-77.31	2.604	13.34	H
	5283.27	-65.31	-13	-52.31	-75.82	3.011	13.52	H
	7044.36	-64.01	-13	-51.01	-74.21	3.271	13.47	H
	3522.18	-66.88	-13	-53.88	-77.62	2.604	13.34	V
	5283.27	-65.40	-13	-52.40	-75.91	3.011	13.52	V
	7050	-63.97	-13	-50.97	-74.17	3.271	13.47	V

Remark: Spurious emissions within 30-1000MHz were found more than 20dB below limit line.

LTE Band 71 / 20MHz / QPSK(ANT0)								
Channel	Frequency (MHz)	EIRP (dBm)	Limit (dBm)	Over Limit (dB)	S.G. Power (dBm)	TX Cable loss (dB)	TX Antenna Gain (dBi)	Polarization (H/V)
Lowest	1328	-68.64	-13	-55.64	-70.39	1.02	4.92	H
	1992	-63.61	-13	-50.61	-65.58	1.27	5.39	H
	2656	-60.85	-13	-47.85	-63.78	1.49	6.57	H
	1328	-67.90	-13	-54.90	-69.65	1.02	4.92	V
	1992	-62.70	-13	-49.70	-64.67	1.27	5.39	V
	2656	-60.57	-13	-47.57	-63.50	1.49	6.57	V
Middle	1352	-69.31	-13	-56.31	-71.06	1.02	4.92	H
	2024	-63.76	-13	-50.76	-65.73	1.27	5.39	H
	2696	-61.01	-13	-48.01	-63.94	1.49	6.57	H
	1352	-68.71	-13	-55.71	-70.46	1.02	4.92	V
	2024	-62.50	-13	-49.50	-64.47	1.27	5.39	V
	2696	-60.42	-13	-47.42	-63.35	1.49	6.57	V
Highest	1360	-68.79	-13	-55.79	-70.54	1.02	4.92	H
	2040	-63.22	-13	-50.22	-65.19	1.27	5.39	H
	2712	-60.40	-13	-47.40	-63.33	1.49	6.57	H
	1360	-67.85	-13	-54.85	-69.60	1.02	4.92	V
	2040	-62.14	-13	-49.14	-64.11	1.27	5.39	V
	2712	-60.45	-13	-47.45	-63.38	1.49	6.57	V

Remark: Spurious emissions within 30-1000MHz were found more than 20dB below limit line.

Sample 1 with Battery 2 :

LTE Band 13 / 5MHz / QPSK (ANT0)								
Channel	Frequency (MHz)	ERP (dBm)	Limit (dBm)	Over Limit (dB)	S.G. Power (dBm)	TX Cable loss (dB)	TX Antenna Gain (dBi)	Polarization (H/V)
Lowest	1552	-65.00	-13	-52.00	-67.63	1.09	5.87	H
	2328	-59.68	-13	-46.68	-62.08	1.37	5.92	H
	3112	-58.03	-13	-45.03	-61.92	1.64	7.68	H
	1552	-63.95	-13	-50.95	-66.58	1.09	5.87	V
	2328	-58.48	-13	-45.48	-60.88	1.37	5.92	V
	3112	-58.30	-13	-45.30	-62.19	1.64	7.68	V
Middle	1560	-64.59	-42.15	-22.44	-67.22	1.09	5.87	H
	2336	-59.97	-13	-46.97	-62.37	1.37	5.92	H
	3120	-58.15	-13	-45.15	-62.04	1.64	7.68	H
	1560	-64.11	-42.15	-21.96	-66.74	1.09	5.87	V
	2336	-58.30	-13	-45.30	-60.70	1.37	5.92	V
	3120	-58.05	-13	-45.05	-61.94	1.64	7.68	V
Highest	1560	-64.58	-42.15	-22.43	-67.21	1.09	5.87	H
	2344	-59.90	-13	-46.90	-62.30	1.37	5.92	H
	3128	-58.22	-13	-45.22	-62.11	1.64	7.68	H
	1560	-64.09	-42.15	-21.94	-66.72	1.09	5.87	V
	2344	-58.29	-13	-45.29	-60.69	1.37	5.92	V
	3128	-58.06	-13	-45.06	-61.95	1.64	7.68	V

Remark: Spurious emissions within 30-1000MHz were found more than 20dB below limit line.

Sample 1 with Battery 3 :

LTE Band 13 / 5MHz / QPSK (ANT0)								
Channel	Frequency (MHz)	ERP (dBm)	Limit (dBm)	Over Limit (dB)	S.G. Power (dBm)	TX Cable loss (dB)	TX Antenna Gain (dBi)	Polarization (H/V)
Lowest	1552	-64.99	-13	-51.99	-67.62	1.09	5.87	H
	2328	-60.16	-13	-47.16	-62.56	1.37	5.92	H
	3112	-58.43	-13	-45.43	-62.32	1.64	7.68	H
	1552	-64.25	-13	-51.25	-66.88	1.09	5.87	V
	2328	-58.00	-13	-45.00	-60.40	1.37	5.92	V
	3112	-57.64	-13	-44.64	-61.53	1.64	7.68	V
Middle	1560	-64.83	-42.15	-22.68	-67.46	1.09	5.87	H
	2336	-59.47	-13	-46.47	-61.87	1.37	5.92	H
	3120	-58.02	-13	-45.02	-61.91	1.64	7.68	H
	1560	-64.08	-42.15	-21.93	-66.71	1.09	5.87	V
	2336	-57.88	-13	-44.88	-60.28	1.37	5.92	V
	3120	-57.89	-13	-44.89	-61.78	1.64	7.68	V
Highest	1560	-64.81	-42.15	-22.66	-67.44	1.09	5.87	H
	2344	-59.79	-13	-46.79	-62.19	1.37	5.92	H

	3128	-57.78	-13	-44.78	-61.67	1.64	7.68	H
	1560	-64.18	-42.15	-22.03	-66.81	1.09	5.87	V
	2344	-58.37	-13	-45.37	-60.77	1.37	5.92	V
	3128	-57.66	-13	-44.66	-61.55	1.64	7.68	V

Remark: Spurious emissions within 30-1000MHz were found more than 20dB below limit line.

Sample 2:

LTE Band 13 / 5MHz / QPSK (ANT0)								
Channel	**Frequency (MHz)**	**ERP (dBm)**	**Limit (dBm)**	**Over Limit (dB)**	**S.G. Power (dBm)**	**TX Cable loss (dB)**	**TX Antenna Gain (dBi)**	**Polarization (H/V)**
Lowest	1552	-64.22	-13	-51.22	-66.85	1.09	5.87	H
	2336	-58.76	-13	-45.76	-61.16	1.37	5.92	H
	3112	-58.79	-13	-45.79	-62.68	1.64	7.68	H
	1552	-64.51	-13	-51.51	-67.14	1.09	5.87	V
	2336	-58.86	-13	-45.86	-61.26	1.37	5.92	V
	3112	-59.08	-13	-46.08	-62.97	1.64	7.68	V
Middle	1560	-65.00	-42.15	-22.85	-67.63	1.09	5.87	H
	2336	-60.63	-13	-47.63	-63.03	1.37	5.92	H
	3120	-59.31	-13	-46.31	-63.20	1.64	7.68	H
	1560	-64.32	-42.15	-22.17	-66.95	1.09	5.87	V
	2336	-58.98	-13	-45.98	-61.38	1.37	5.92	V
	3120	-59.07	-13	-46.07	-62.96	1.64	7.68	V
Highest	1568	-65.05	-42.15	-22.90	-67.68	1.09	5.87	H
	2344	-60.86	-13	-47.86	-63.26	1.37	5.92	H
	3128	-59.53	-13	-46.53	-63.42	1.64	7.68	H
	1568	-64.26	-42.15	-22.11	-66.89	1.09	5.87	V
	2344	-58.77	-13	-45.77	-61.17	1.37	5.92	V
	3128	-59.05	-13	-46.05	-62.94	1.64	7.68	V

Remark: Spurious emissions within 30-1000MHz were found more than 20dB below limit line.