Plot on 6705 MHz

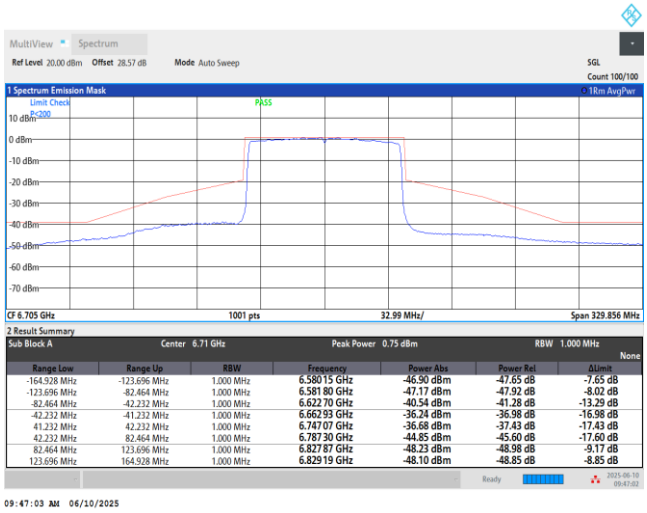

2 Result Summary

Sub Block A	Center 6.71 GHz		Peak Power 0.75 dBm		RBW 1.000 MHz	None
Range Low	Range Up	RBW	Frequency	Power Abs	Power Rel	ΔLimit
-164.928 MHz	-123.696 MHz	1.000 MHz	6.580 15 GHz	-46.90 dBm	-47.65 dB	-7.65 dB
-123.696 MHz	-82.464 MHz	1.000 MHz	6.581 80 GHz	-47.17 dBm	-47.92 dB	-8.02 dB
-82.464 MHz	-42.232 MHz	1.000 MHz	6.622 70 GHz	-40.54 dBm	-41.28 dB	-13.29 dB
-42.232 MHz	-41.232 MHz	1.000 MHz	6.662 93 GHz	-36.24 dBm	-36.98 dB	-16.98 dB
41.232 MHz	42.232 MHz	1.000 MHz	6.747 07 GHz	-36.68 dBm	-37.43 dB	-17.43 dB
42.232 MHz	82.464 MHz	1.000 MHz	6.787 30 GHz	-44.85 dBm	-45.60 dB	-17.60 dB
82.464 MHz	123.696 MHz	1.000 MHz	6.827 87 GHz	-48.23 dBm	-48.98 dB	-9.17 dB
123.696 MHz	164.928 MHz	1.000 MHz	6.829 19 GHz	-48.10 dBm	-48.85 dB	-8.85 dB

09:47:03 AM 06/10/2025

Plot on 6785 MHz

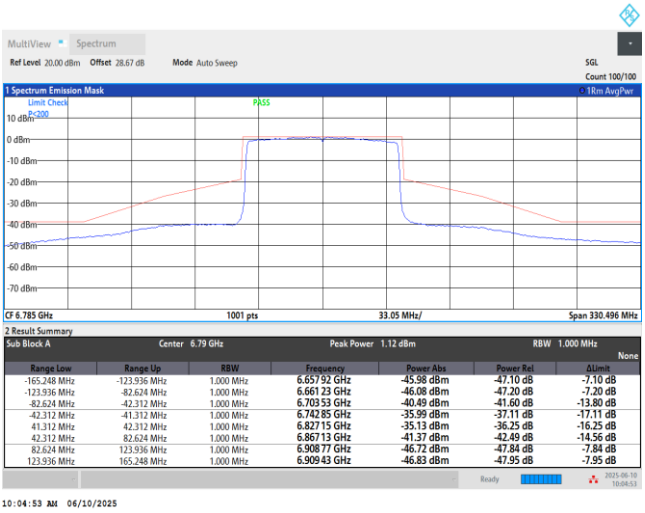

2 Result Summary

Sub Block A	Center 6.79 GHz		Peak Power 1.12 dBm		RBW 1.000 MHz	None
Range Low	Range Up	RBW	Frequency	Power Abs	Power Rel	ΔLimit
-165.248 MHz	-123.936 MHz	1.000 MHz	6.657 92 GHz	-45.98 dBm	-47.10 dB	-7.10 dB
-123.936 MHz	-82.624 MHz	1.000 MHz	6.661 23 GHz	-46.08 dBm	-47.20 dB	-7.20 dB
-82.624 MHz	-42.312 MHz	1.000 MHz	6.703 53 GHz	-40.49 dBm	-41.60 dB	-13.80 dB
-42.312 MHz	-41.312 MHz	1.000 MHz	6.742 85 GHz	-35.99 dBm	-37.11 dB	-17.11 dB
41.312 MHz	42.312 MHz	1.000 MHz	6.827 15 GHz	-35.13 dBm	-36.25 dB	-16.25 dB
42.312 MHz	82.624 MHz	1.000 MHz	6.867 13 GHz	-41.37 dBm	-42.49 dB	-14.56 dB
82.624 MHz	123.936 MHz	1.000 MHz	6.908 77 GHz	-46.72 dBm	-47.84 dB	-7.84 dB
123.936 MHz	165.248 MHz	1.000 MHz	6.909 43 GHz	-46.83 dBm	-47.95 dB	-7.95 dB

10:04:53 AM 06/10/2025

EUT Mode	802.11ax HE80 484RU65

Plot on 5985 MHz

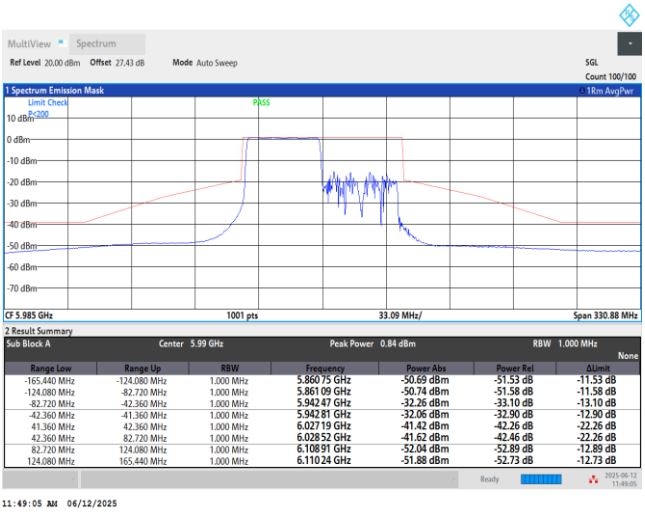

Plot on 6225 MHz

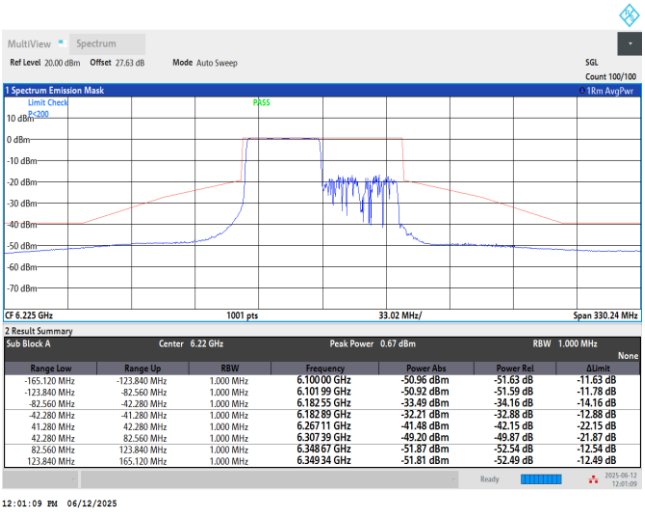

Plot on 6625 MHz

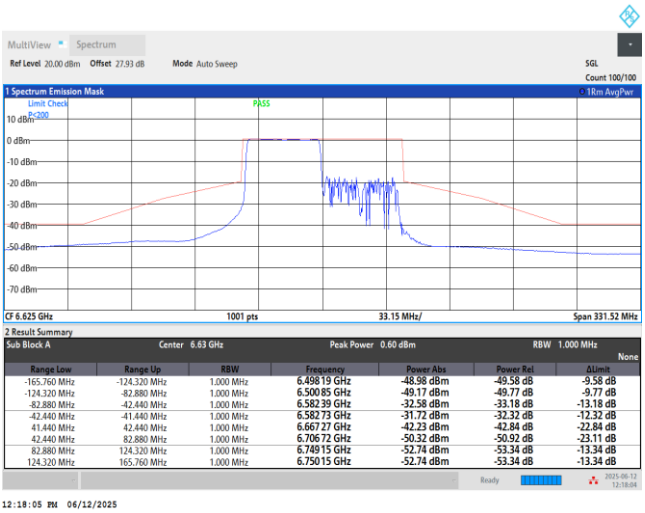

Plot on 6705 MHz

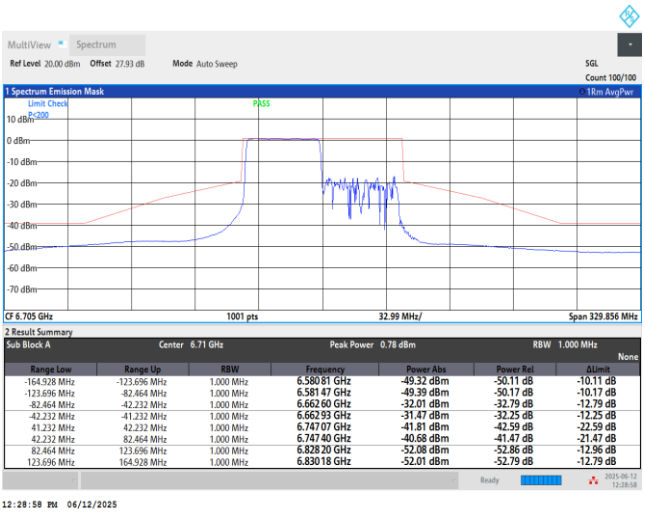

EUT Mode	802.11ax HE80 484RU66

Plot on 6385 MHz

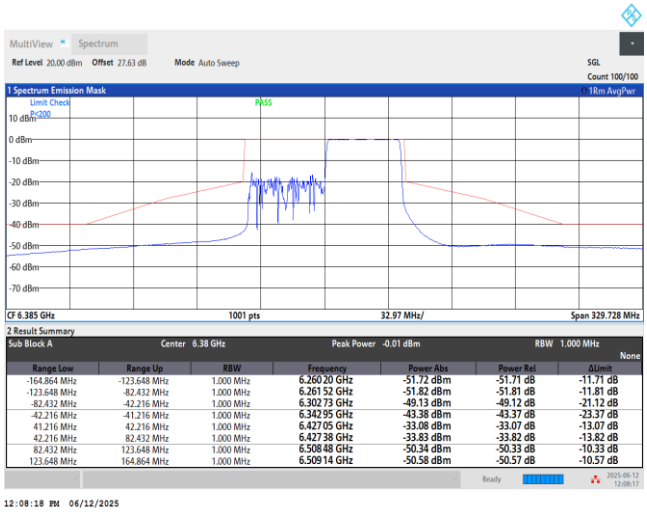

Range Low	Range Up	RBW	Frequency	Power Abs	Power Rel	ΔLimit
-164.864 MHz	-123.648 MHz	1.000 MHz	6.260 20 GHz	-51.72 dBm	-51.71 dB	-11.71 dB
-123.648 MHz	-82.432 MHz	1.000 MHz	6.261 52 GHz	-51.82 dBm	-51.81 dB	-11.81 dB
-82.432 MHz	-42.216 MHz	1.000 MHz	6.302 73 GHz	-49.13 dBm	-49.12 dB	-21.12 dB
-42.216 MHz	-41.216 MHz	1.000 MHz	6.342 95 GHz	-43.38 dBm	-43.37 dB	-23.37 dB
41.216 MHz	42.216 MHz	1.000 MHz	6.427 05 GHz	-33.08 dBm	-33.07 dB	-13.07 dB
42.216 MHz	82.432 MHz	1.000 MHz	6.427 38 GHz	-33.83 dBm	-33.82 dB	-13.82 dB
82.432 MHz	123.648 MHz	1.000 MHz	6.508 48 GHz	-50.34 dBm	-50.33 dB	-10.33 dB
123.648 MHz	164.864 MHz	1.000 MHz	6.509 14 GHz	-50.58 dBm	-50.57 dB	-10.57 dB

Plot on 6785 MHz

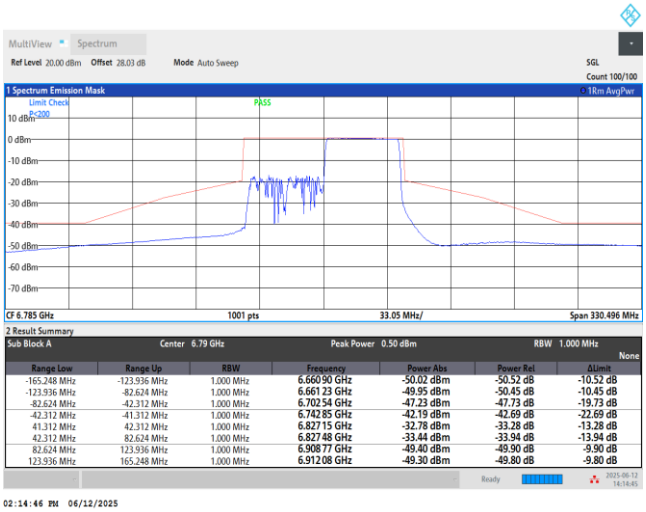

Range Low	Range Up	RBW	Frequency	Power Abs	Power Rel	ΔLimit
-165.248 MHz	-123.936 MHz	1.000 MHz	6.660 90 GHz	-50.02 dBm	-50.52 dB	-10.52 dB
-123.936 MHz	-82.624 MHz	1.000 MHz	6.661 23 GHz	-49.95 dBm	-50.45 dB	-10.45 dB
-82.624 MHz	-42.312 MHz	1.000 MHz	6.702 54 GHz	-47.23 dBm	-47.73 dB	-19.73 dB
-42.312 MHz	-41.312 MHz	1.000 MHz	6.742 85 GHz	-42.19 dBm	-42.69 dB	-22.69 dB
41.312 MHz	42.312 MHz	1.000 MHz	6.827 15 GHz	-32.78 dBm	-33.28 dB	-13.28 dB
42.312 MHz	82.624 MHz	1.000 MHz	6.827 48 GHz	-33.44 dBm	-33.94 dB	-13.94 dB
82.624 MHz	123.936 MHz	1.000 MHz	6.908 77 GHz	-49.40 dBm	-49.90 dB	-9.90 dB
123.936 MHz	165.248 MHz	1.000 MHz	6.912 08 GHz	-49.30 dBm	-49.80 dB	-9.80 dB

MIMO <Ant. 1+2(2)>

EUT Mode	802.11ax HE80 FullRU

Plot on 5985 MHz

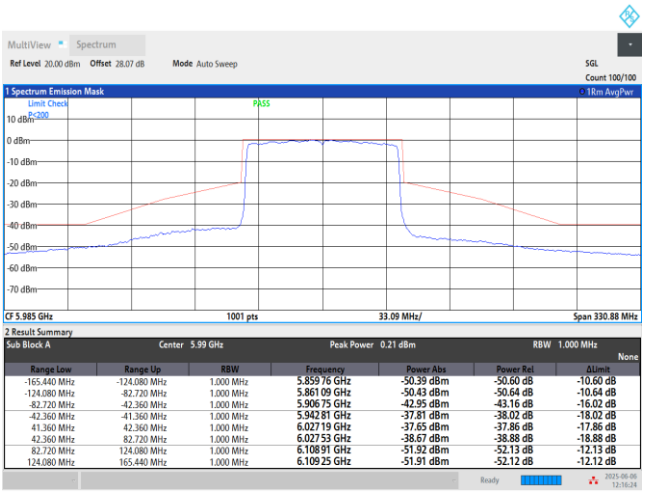

12:16:25 PM 06/06/2025

Plot on 6225 MHz

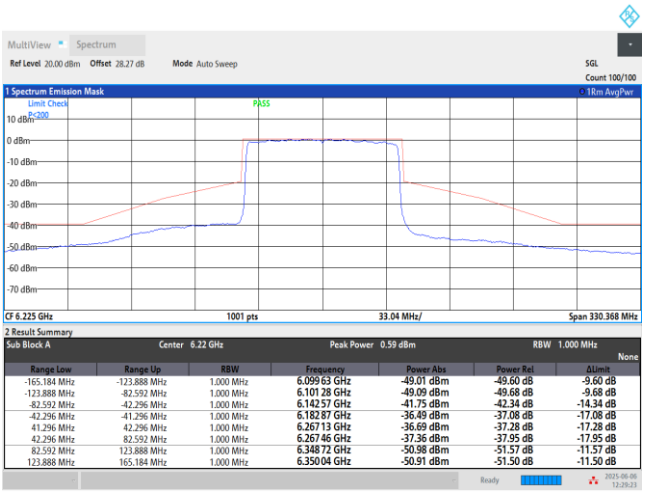

12:29:24 PM 06/06/2025

Plot on 6385 MHz

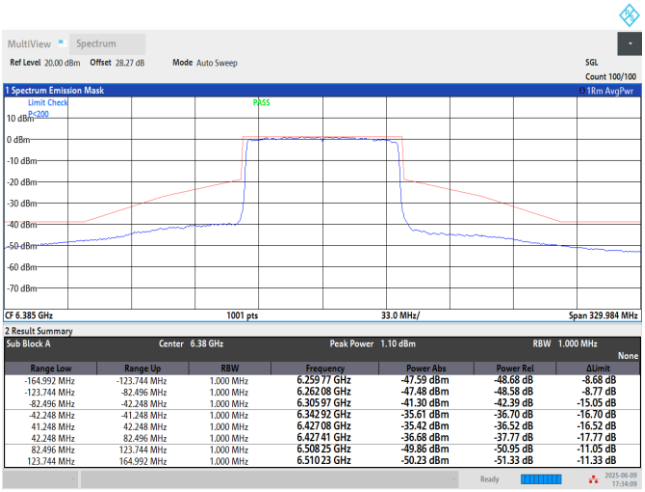

05:34:10 PM 06/09/2025

Plot on 6625 MHz

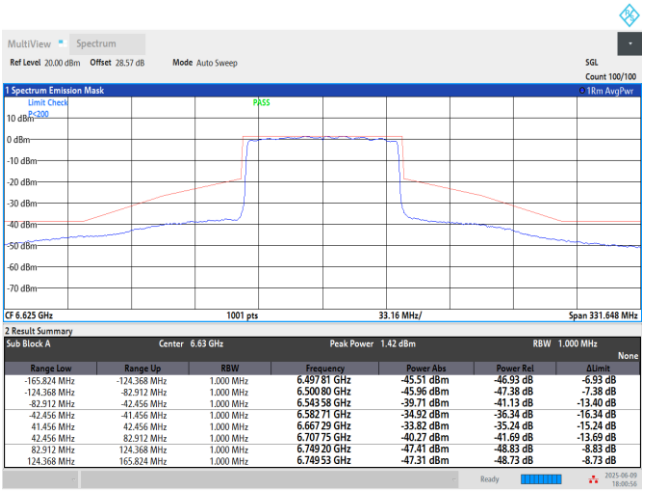

06:00:57 PM 06/09/2025

Plot on 6705 MHz

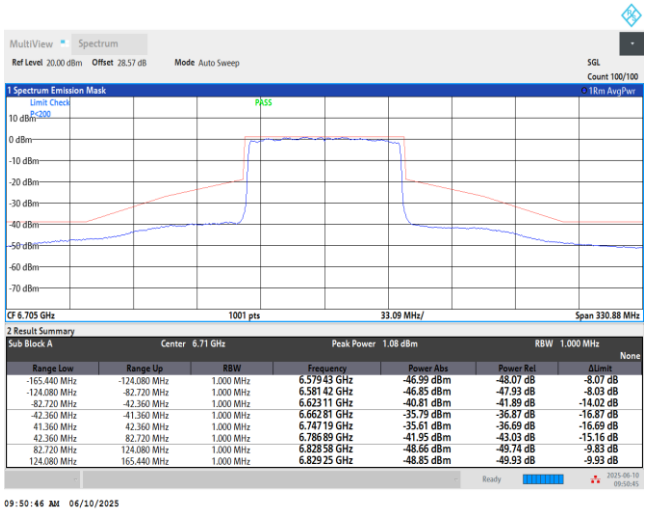

2 Result Summary

Sub Block A	Center 6.71 GHz		Peak Power 1.08 dBm		RBW 1.000 MHz	None
Range Low	Range Up	RBW	Frequency	Power Abs	Power Rel	ΔLimit
-165.440 MHz	-124.080 MHz	1.000 MHz	6.579 43 GHz	-46.99 dBm	-48.07 dB	-8.07 dB
-124.080 MHz	-82.720 MHz	1.000 MHz	6.581 42 GHz	-46.85 dBm	-47.93 dB	-8.03 dB
-82.720 MHz	-42.360 MHz	1.000 MHz	6.623 11 GHz	-40.81 dBm	-41.89 dB	-14.02 dB
-42.360 MHz	-41.360 MHz	1.000 MHz	6.662 81 GHz	-35.79 dBm	-36.87 dB	-16.87 dB
41.360 MHz	42.360 MHz	1.000 MHz	6.747 19 GHz	-35.61 dBm	-36.69 dB	-16.69 dB
42.360 MHz	82.720 MHz	1.000 MHz	6.786 89 GHz	-41.95 dBm	-43.03 dB	-15.16 dB
82.720 MHz	124.080 MHz	1.000 MHz	6.828 58 GHz	-48.66 dBm	-49.74 dB	-9.83 dB
124.080 MHz	165.440 MHz	1.000 MHz	6.829 25 GHz	-48.85 dBm	-49.93 dB	-9.93 dB

09:50:46 AM 06/10/2025

Plot on 6785 MHz

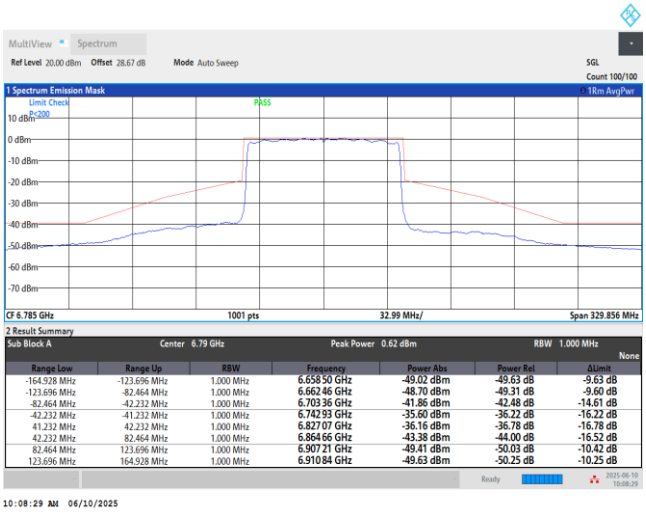

2 Result Summary

Sub Block A	Center 6.79 GHz		Peak Power 0.62 dBm		RBW 1.000 MHz	None
Range Low	Range Up	RBW	Frequency	Power Abs	Power Rel	ΔLimit
-164.928 MHz	-123.696 MHz	1.000 MHz	6.658 50 GHz	-49.02 dBm	-49.63 dB	-9.63 dB
-123.696 MHz	-82.464 MHz	1.000 MHz	6.662 46 GHz	-48.70 dBm	-49.31 dB	-9.60 dB
-82.464 MHz	-42.232 MHz	1.000 MHz	6.703 36 GHz	-41.86 dBm	-42.48 dB	-14.61 dB
-42.232 MHz	-41.232 MHz	1.000 MHz	6.742 93 GHz	-35.60 dBm	-36.22 dB	-16.22 dB
41.232 MHz	42.232 MHz	1.000 MHz	6.827 07 GHz	-36.16 dBm	-36.78 dB	-16.78 dB
42.232 MHz	82.464 MHz	1.000 MHz	6.864 66 GHz	-43.38 dBm	-44.00 dB	-16.52 dB
82.464 MHz	123.696 MHz	1.000 MHz	6.907 21 GHz	-49.41 dBm	-50.03 dB	-10.42 dB
123.696 MHz	164.928 MHz	1.000 MHz	6.910 84 GHz	-49.63 dBm	-50.25 dB	-10.25 dB

10:08:29 AM 06/10/2025

EUT Mode	802.11ax HE80 484RU65

Plot on 5985 MHz

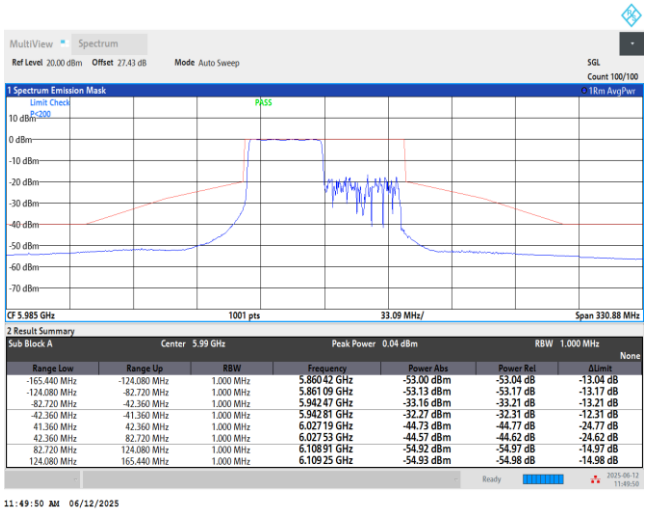

11:49:50 AM 06/12/2025

Plot on 6225 MHz

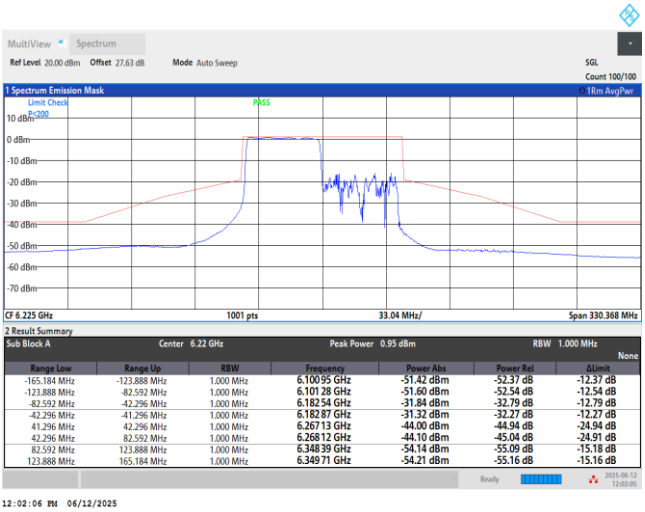

12:02:06 PM 06/12/2025

Plot on 6625 MHz

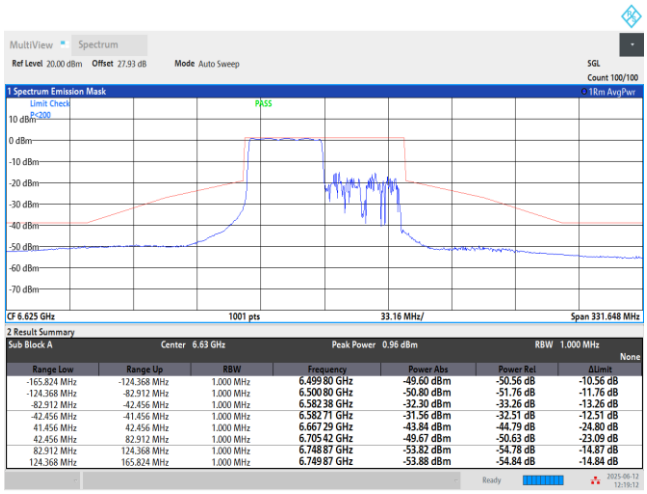

12:19:13 PM 06/12/2025

Plot on 6705 MHz

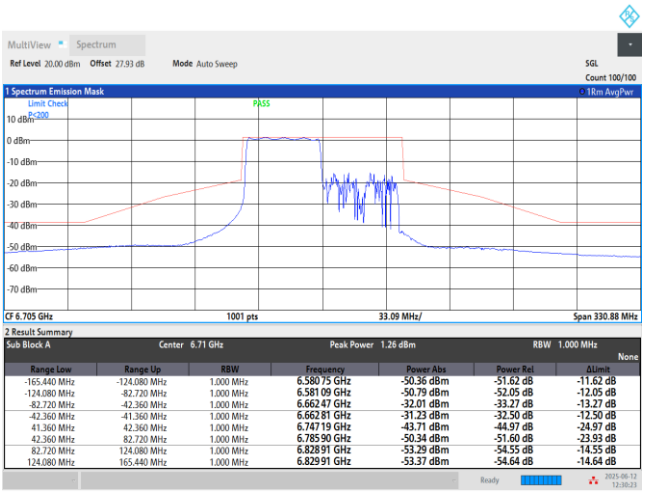

12:30:24 PM 06/12/2025

EUT Mode	802.11ax HE80 484RU66

Plot on 6385 MHz

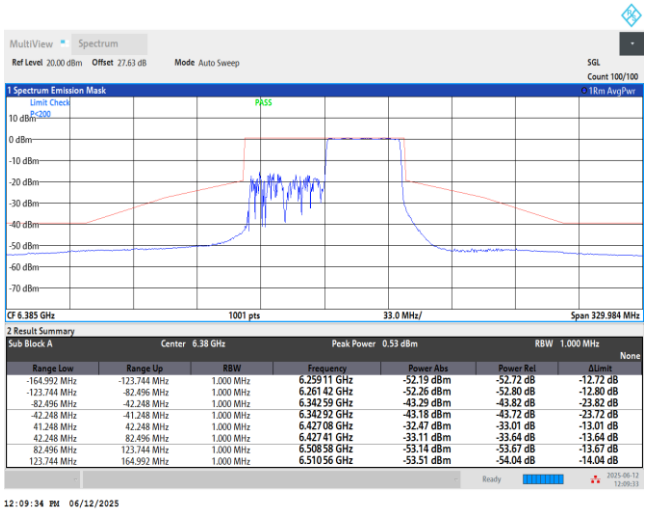

Plot on 6785 MHz

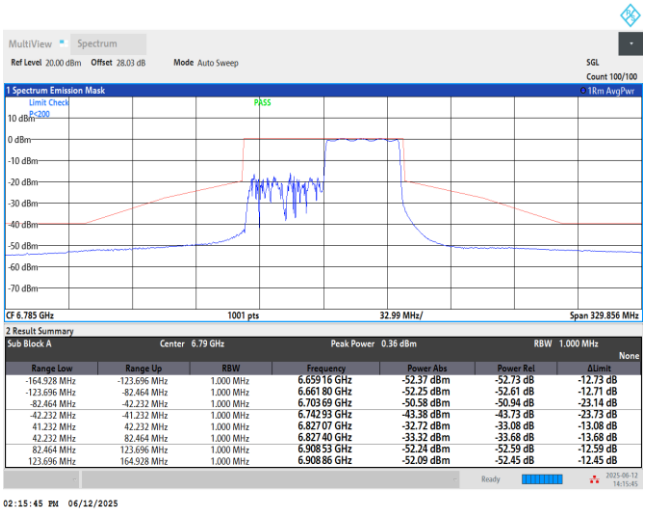

MIMO <Ant. 1+2(1)>

EUT Mode	802.11ax HE160 FullRU

Plot on 6025 MHz

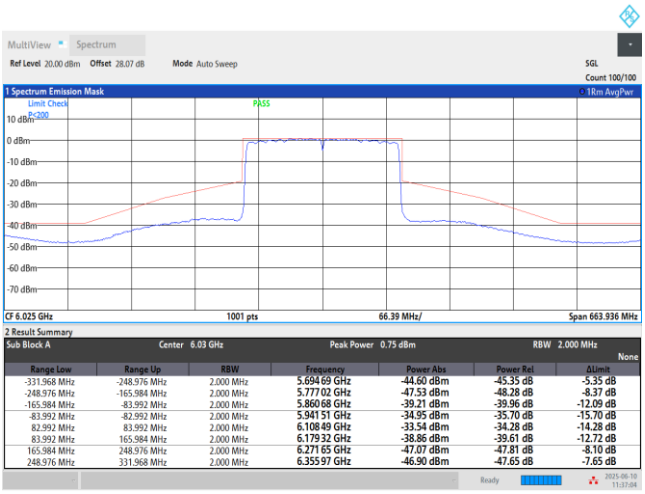

11:37:05 AM 06/10/2025

Plot on 6185 MHz

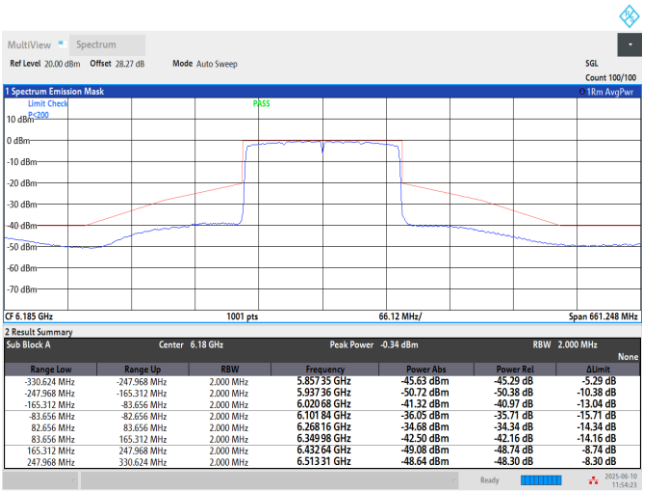

11:54:23 AM 06/10/2025

Plot on 6345 MHz

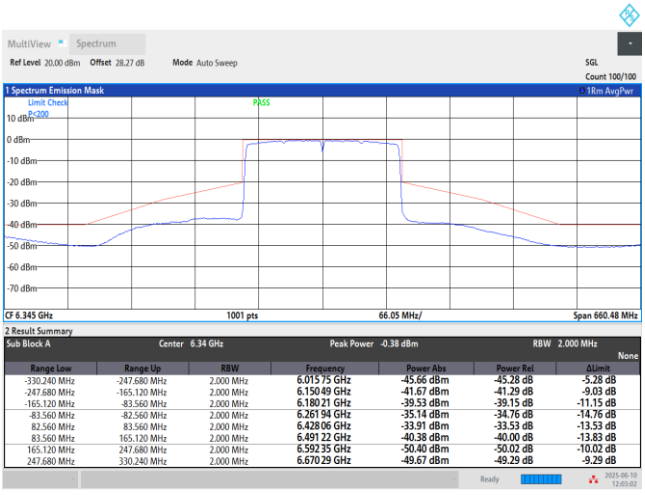

12:03:03 PM 06/10/2025

Plot on 6665 MHz

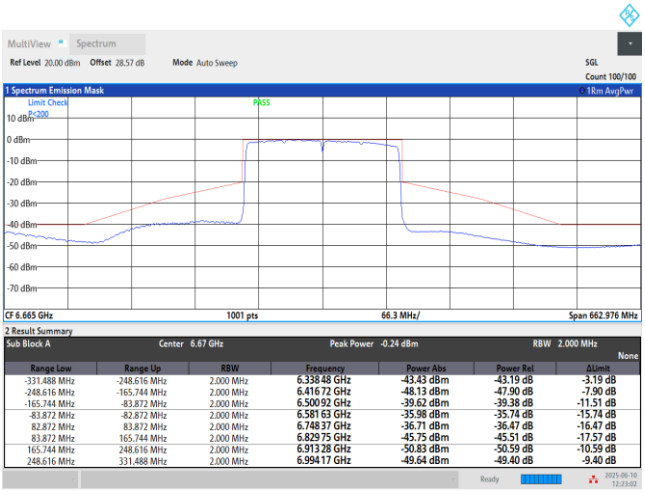

12:23:03 PM 06/10/2025

EUT Mode	802.11ax HE160 996RU67

Plot on 6025 MHz

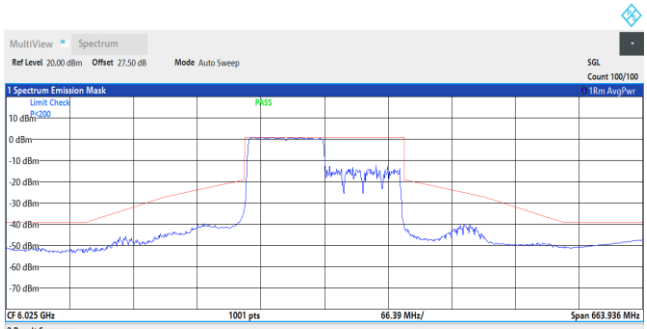

2 Result Summary

Sub Block A Center 6.03 GHz Peak Power 0.87 dBm RBW 2.000 MHz None

Range Low	Range Up	RBW	Frequency	Power Abs	Power Rel	ΔLimit
-331.968 MHz	-248.976 MHz	2.000 MHz	5.694 03 GHz	-51.15 dBm	-52.02 dB	-12.02 dB
-248.976 MHz	-165.984 MHz	2.000 MHz	5.811 54 GHz	-45.80 dBm	-46.67 dB	-11.80 dB
-165.984 MHz	-83.992 MHz	2.000 MHz	5.940 67 GHz	-34.14 dBm	-35.01 dB	-15.01 dB
-83.992 MHz	-82.992 MHz	2.000 MHz	5.941 51 GHz	-32.99 dBm	-33.87 dB	-13.87 dB
82.992 MHz	83.992 MHz	2.000 MHz	6.108 49 GHz	-41.15 dBm	-42.03 dB	-22.03 dB
83.992 MHz	165.984 MHz	2.000 MHz	6.176 65 GHz	-40.23 dBm	-41.11 dB	-14.48 dB
165.984 MHz	248.976 MHz	2.000 MHz	6.272 32 GHz	-50.58 dBm	-51.45 dB	-11.65 dB
248.976 MHz	331.968 MHz	2.000 MHz	6.355 97 GHz	-47.33 dBm	-48.20 dB	-8.20 dB

02:55:46 PM 06/12/2025

Plot on 6185 MHz

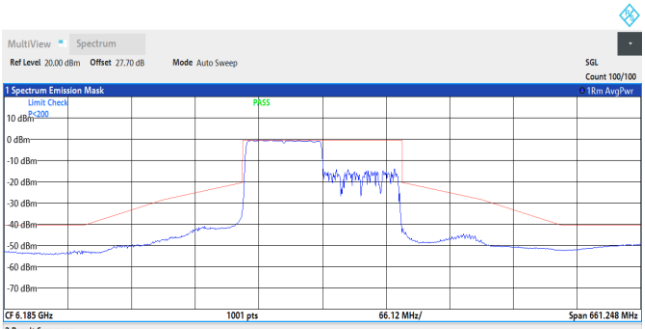

2 Result Summary

Sub Block A Center 6.18 GHz Peak Power -0.46 dBm RBW 2.000 MHz None

Range Low	Range Up	RBW	Frequency	Power Abs	Power Rel	ΔLimit
-330.624 MHz	-247.968 MHz	2.000 MHz	5.934 72 GHz	-52.32 dBm	-51.86 dB	-11.86 dB
-247.968 MHz	-165.312 MHz	2.000 MHz	5.939 35 GHz	-52.43 dBm	-51.97 dB	-12.26 dB
-165.312 MHz	-83.656 MHz	2.000 MHz	6.101 01 GHz	-35.69 dBm	-35.22 dB	-15.22 dB
-83.656 MHz	-82.656 MHz	2.000 MHz	6.101 84 GHz	-34.64 dBm	-34.18 dB	-14.18 dB
82.656 MHz	83.656 MHz	2.000 MHz	6.268 16 GHz	-42.30 dBm	-41.84 dB	-21.84 dB
83.656 MHz	165.312 MHz	2.000 MHz	6.337 37 GHz	-44.62 dBm	-44.16 dB	-17.40 dB
165.312 MHz	247.968 MHz	2.000 MHz	6.432 64 GHz	-52.26 dBm	-51.80 dB	-11.80 dB
247.968 MHz	330.624 MHz	2.000 MHz	6.514 63 GHz	-49.41 dBm	-48.95 dB	-8.95 dB

03:25:13 PM 06/12/2025

Plot on 6665 MHz

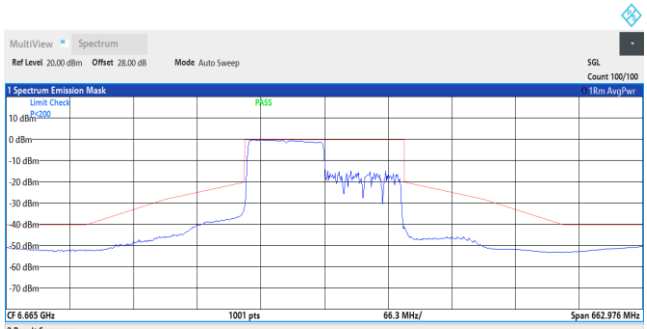

2 Result Summary

Sub Block A Center 6.67 GHz Peak Power -0.27 dBm RBW 2.000 MHz None

Range Low	Range Up	RBW	Frequency	Power Abs	Power Rel	ΔLimit
-331.488 MHz	-248.616 MHz	2.000 MHz	6.333 84 GHz	-50.79 dBm	-50.52 dB	-10.52 dB
-248.616 MHz	-165.744 MHz	2.000 MHz	6.417 38 GHz	-51.95 dBm	-51.68 dB	-11.77 dB
-165.744 MHz	-83.872 MHz	2.000 MHz	6.580 80 GHz	-33.61 dBm	-33.33 dB	-13.33 dB
-83.872 MHz	-82.872 MHz	2.000 MHz	6.581 63 GHz	-32.59 dBm	-32.31 dB	-12.31 dB
82.872 MHz	83.872 MHz	2.000 MHz	6.748 37 GHz	-42.23 dBm	-41.96 dB	-21.96 dB
83.872 MHz	165.744 MHz	2.000 MHz	6.815 10 GHz	-46.45 dBm	-46.17 dB	-19.68 dB
165.744 MHz	248.616 MHz	2.000 MHz	6.913 28 GHz	-53.32 dBm	-53.04 dB	-13.05 dB
248.616 MHz	331.488 MHz	2.000 MHz	6.995 49 GHz	-50.40 dBm	-50.12 dB	-10.12 dB

04:01:40 PM 06/12/2025

EUT Mode	802.11ax HE160 996RUS67

Plot on 6345 MHz

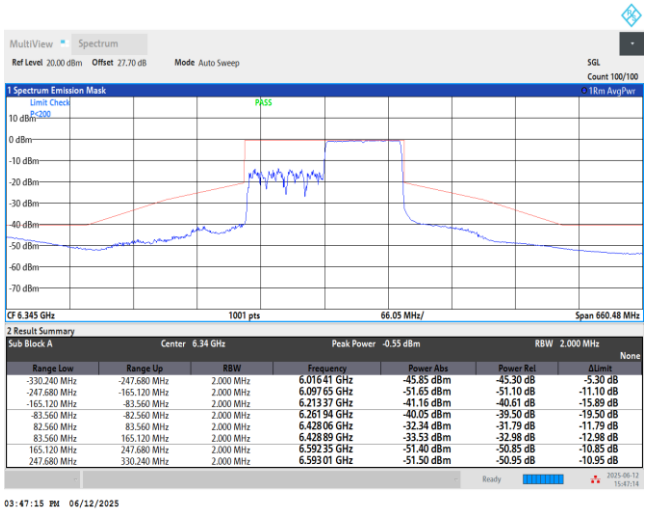

MIMO <Ant. 1+2(2)>

EUT Mode	802.11ax HE160 FullRU

Plot on 6025 MHz

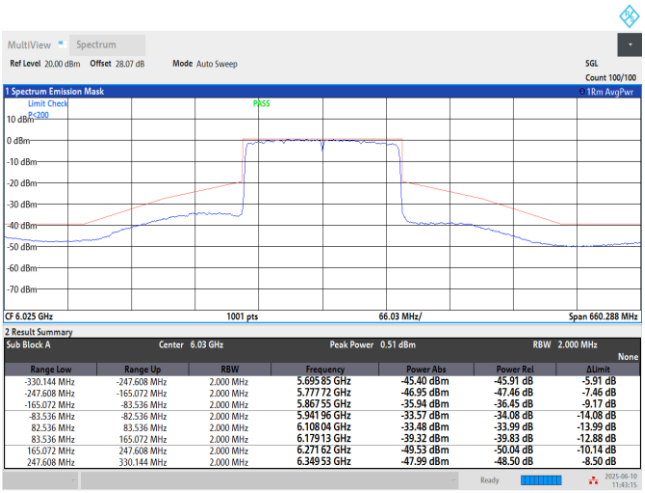

Range Low	Range Up	RBW	Frequency	Power Abs	Power Rel	ΔLimit
-330.144 MHz	-247.608 MHz	2.000 MHz	5.695 85 GHz	-45.40 dBm	-45.91 dB	-5.91 dB
-247.608 MHz	-165.072 MHz	2.000 MHz	5.777 72 GHz	-46.95 dBm	-47.46 dB	-7.46 dB
-165.072 MHz	-83.536 MHz	2.000 MHz	5.867 55 GHz	-35.94 dBm	-36.45 dB	-9.17 dB
-83.536 MHz	-82.536 MHz	2.000 MHz	5.941 96 GHz	-33.57 dBm	-34.08 dB	-14.08 dB
82.536 MHz	83.536 MHz	2.000 MHz	6.108 04 GHz	-33.48 dBm	-33.99 dB	-13.99 dB
83.536 MHz	165.072 MHz	2.000 MHz	6.179 13 GHz	-39.32 dBm	-39.83 dB	-12.88 dB
165.072 MHz	247.608 MHz	2.000 MHz	6.271 62 GHz	-49.53 dBm	-50.04 dB	-10.14 dB
247.608 MHz	330.144 MHz	2.000 MHz	6.349 53 GHz	-47.99 dBm	-48.50 dB	-8.50 dB

11:43:16 AM 06/10/2025

Plot on 6185 MHz

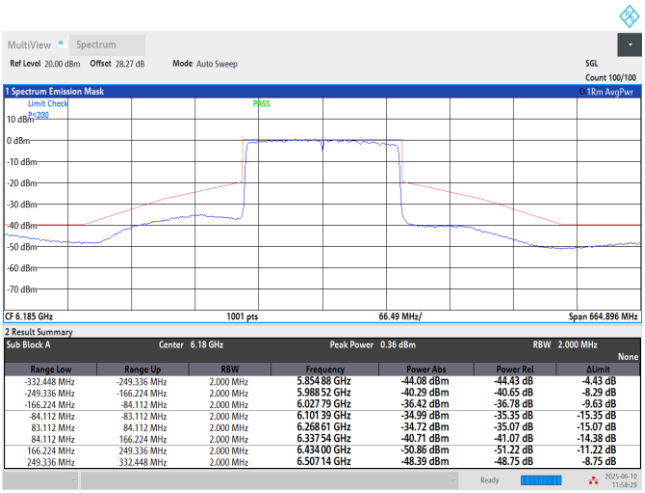

Range Low	Range Up	RBW	Frequency	Power Abs	Power Rel	ΔLimit
-332.448 MHz	-249.336 MHz	2.000 MHz	5.854 88 GHz	-44.08 dBm	-44.43 dB	-4.43 dB
-249.336 MHz	-166.224 MHz	2.000 MHz	5.988 52 GHz	-40.29 dBm	-40.65 dB	-8.29 dB
-166.224 MHz	-84.112 MHz	2.000 MHz	6.027 79 GHz	-36.42 dBm	-36.78 dB	-9.63 dB
-84.112 MHz	-83.112 MHz	2.000 MHz	6.101 39 GHz	-34.99 dBm	-35.35 dB	-15.35 dB
83.112 MHz	84.112 MHz	2.000 MHz	6.268 61 GHz	-34.72 dBm	-35.07 dB	-15.07 dB
84.112 MHz	166.224 MHz	2.000 MHz	6.337 54 GHz	-40.71 dBm	-41.07 dB	-14.38 dB
166.224 MHz	249.336 MHz	2.000 MHz	6.434 00 GHz	-50.86 dBm	-51.22 dB	-11.22 dB
249.336 MHz	332.448 MHz	2.000 MHz	6.507 14 GHz	-48.39 dBm	-48.75 dB	-8.75 dB

11:58:30 AM 06/10/2025

Plot on 6345 MHz

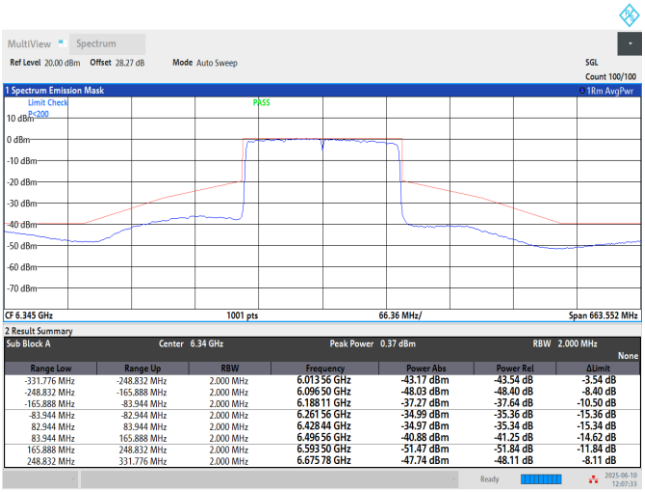

Range Low	Range Up	RBW	Frequency	Power Abs	Power Rel	ΔLimit
-331.776 MHz	-248.832 MHz	2.000 MHz	6.013 56 GHz	-43.17 dBm	-43.54 dB	-3.54 dB
-248.832 MHz	-165.888 MHz	2.000 MHz	6.096 50 GHz	-48.03 dBm	-48.40 dB	-8.40 dB
-165.888 MHz	-83.944 MHz	2.000 MHz	6.188 11 GHz	-37.27 dBm	-37.64 dB	-10.50 dB
-83.944 MHz	-82.944 MHz	2.000 MHz	6.261 56 GHz	-34.99 dBm	-35.36 dB	-15.36 dB
82.944 MHz	83.944 MHz	2.000 MHz	6.428 44 GHz	-34.97 dBm	-35.34 dB	-15.34 dB
83.944 MHz	165.888 MHz	2.000 MHz	6.496 56 GHz	-40.88 dBm	-41.25 dB	-14.62 dB
165.888 MHz	248.832 MHz	2.000 MHz	6.593 50 GHz	-51.47 dBm	-51.84 dB	-11.84 dB
248.832 MHz	331.776 MHz	2.000 MHz	6.675 78 GHz	-47.74 dBm	-48.11 dB	-8.11 dB

12:07:34 PM 06/10/2025

Plot on 6665 MHz

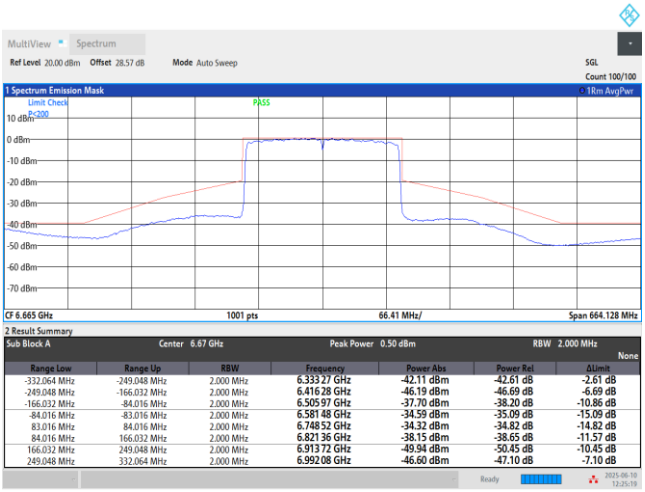

Range Low	Range Up	RBW	Frequency	Power Abs	Power Rel	ΔLimit
-332.064 MHz	-249.048 MHz	2.000 MHz	6.333 27 GHz	-42.11 dBm	-42.61 dB	-2.61 dB
-249.048 MHz	-166.032 MHz	2.000 MHz	6.416 28 GHz	-46.19 dBm	-46.69 dB	-6.69 dB
-166.032 MHz	-84.016 MHz	2.000 MHz	6.505 97 GHz	-37.70 dBm	-38.20 dB	-10.86 dB
-84.016 MHz	-83.016 MHz	2.000 MHz	6.581 48 GHz	-34.59 dBm	-35.09 dB	-15.09 dB
83.016 MHz	84.016 MHz	2.000 MHz	6.748 52 GHz	-34.32 dBm	-34.82 dB	-14.82 dB
84.016 MHz	166.032 MHz	2.000 MHz	6.821 36 GHz	-38.15 dBm	-38.65 dB	-11.57 dB
166.032 MHz	249.048 MHz	2.000 MHz	6.913 72 GHz	-49.94 dBm	-50.45 dB	-10.45 dB
249.048 MHz	332.064 MHz	2.000 MHz	6.992 08 GHz	-46.60 dBm	-47.10 dB	-7.10 dB

12:25:20 PM 06/10/2025

EUT Mode	802.11ax HE160 996RU67

Plot on 6025 MHz

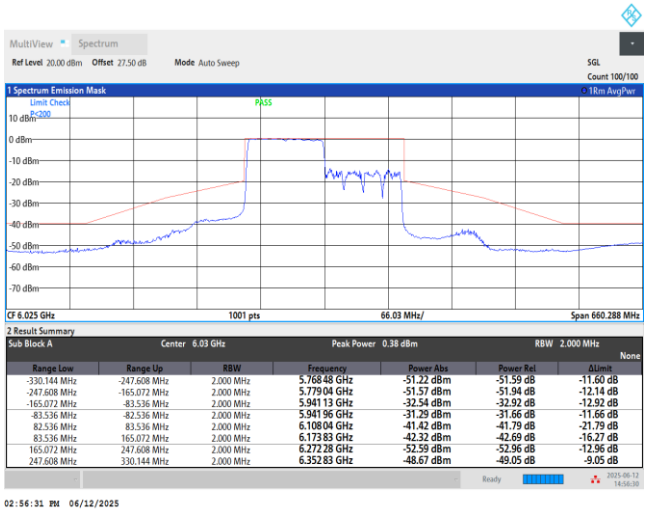

Plot on 6185 MHz

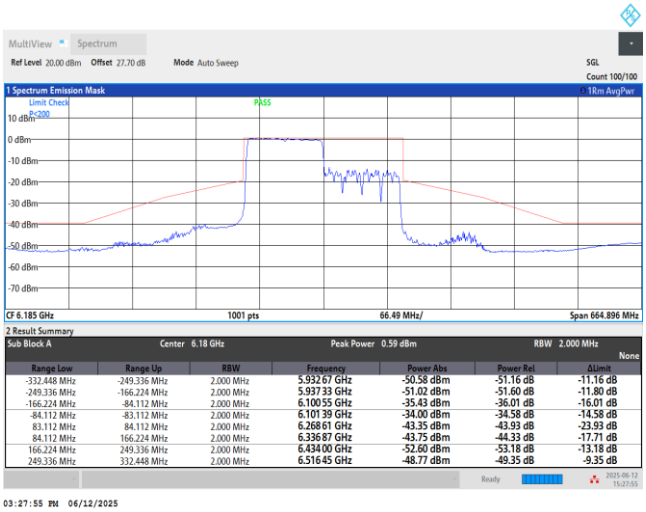

Plot on 6665 MHz

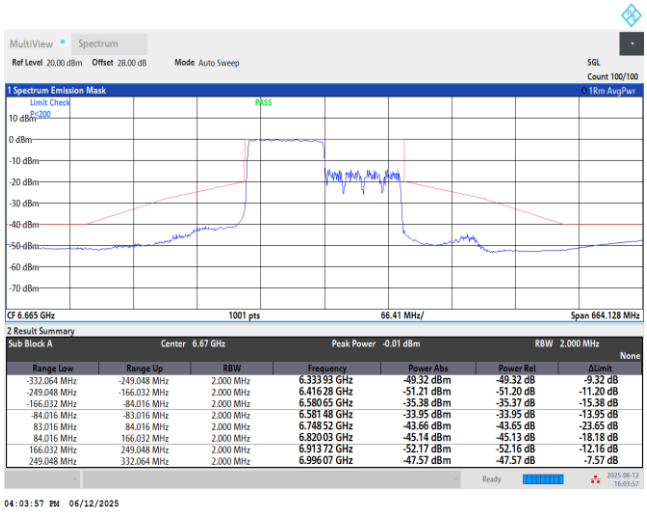

EUT Mode	802.11ax HE160 996RUS67

Plot on 6345 MHz

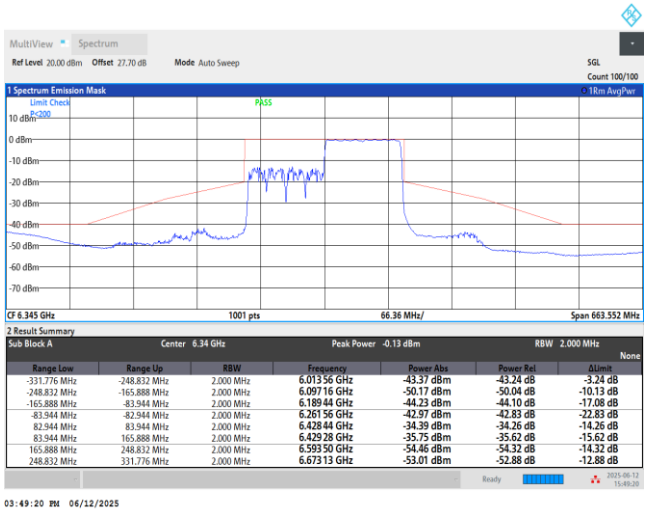

Appendix B. AC Conducted Emission Test Results

Test Engineer :	Louis Chung	**Temperature :**	23.5~26.1℃
		Relative Humidity :	52.3~62.7%

EUT Information

Report NO :	522804
Test Mode :	Mode 1
Test Voltage :	120Vac/60Hz
Phase :	Line

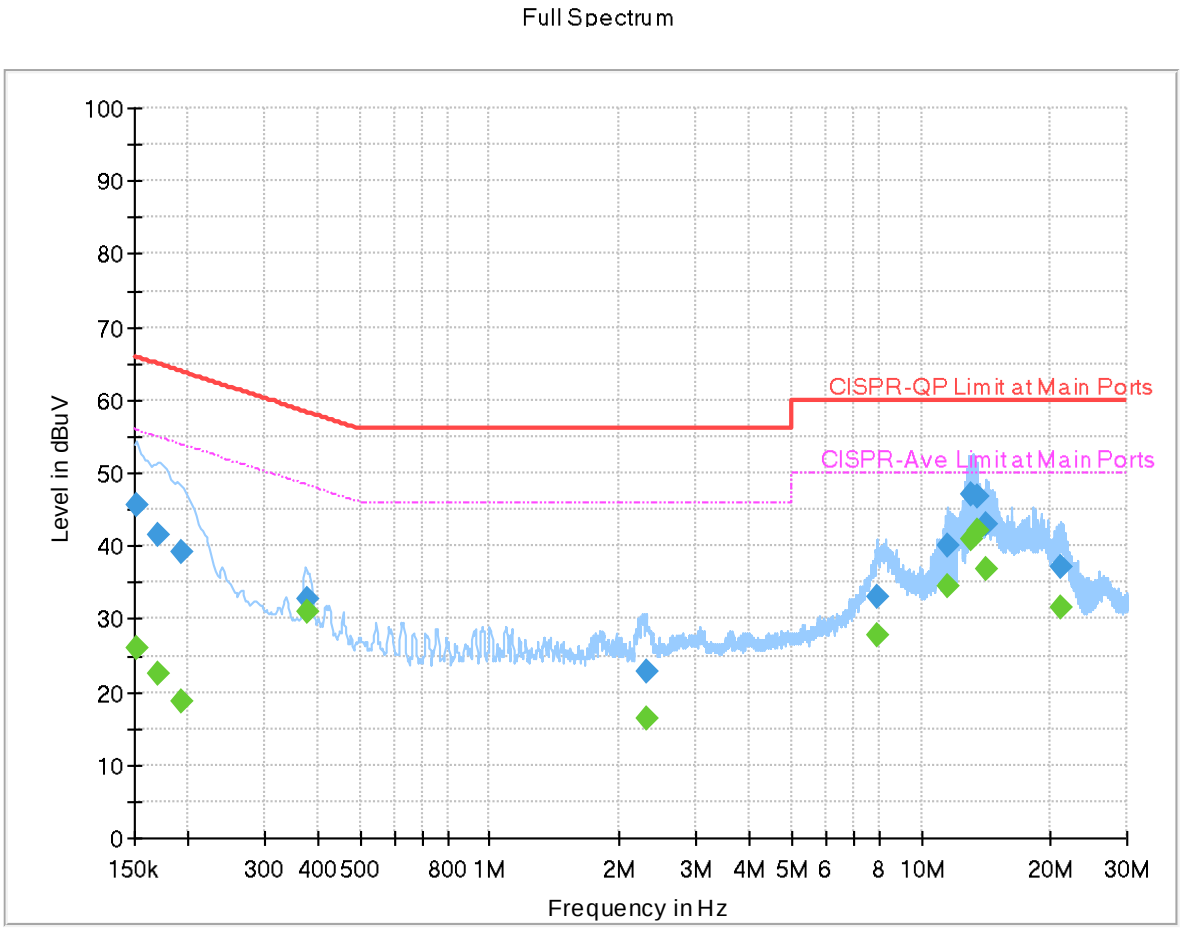

Final_Result

Frequency (MHz)	QuasiPeak (dBuV)	CAverage (dBuV)	Limit (dBuV)	Margin (dB)	Line	PE	Corr. (dB)
0.151553	---	26.16	55.91	29.75	L1	FLO	20.0
0.151553	45.53	---	65.91	20.38	L1	FLO	20.0
0.170250	---	22.60	54.95	32.35	L1	FLO	20.0
0.170250	41.51	---	64.95	23.44	L1	FLO	20.0
0.192750	---	18.68	53.92	35.24	L1	FLO	20.0
0.192750	39.06	---	63.92	24.86	L1	FLO	20.0
0.375810	---	31.07	48.37	17.30	L1	FLO	20.0
0.375810	32.66	---	58.37	25.71	L1	FLO	20.0
2.303430	---	16.41	46.00	29.59	L1	FLO	20.1
2.303430	22.73	---	56.00	33.27	L1	FLO	20.1
7.926540	---	27.74	50.00	22.26	L1	FLO	20.3
7.926540	33.14	---	60.00	26.86	L1	FLO	20.3
11.467590	---	34.43	50.00	15.57	L1	FLO	20.4
11.467590	40.01	---	60.00	19.99	L1	FLO	20.4
13.058160	---	40.89	50.00	9.11	L1	FLO	20.5
13.058160	47.18	---	60.00	12.82	L1	FLO	20.5
13.559460	---	42.13	50.00	7.87	L1	FLO	20.5
13.559460	46.69	---	60.00	13.31	L1	FLO	20.5
14.170830	---	36.83	50.00	13.17	L1	FLO	20.6

14.170830	**42.88**	**---**	**60.00**	**17.12**	**L1**	**FLO**	**20.6**
21.048450	**---**	**31.53**	**50.00**	**18.47**	**L1**	**FLO**	**20.8**
21.048450	**37.15**	**---**	**60.00**	**22.85**	**L1**	**FLO**	**20.8**

EUT Information

Report NO :	522804
Test Mode :	Mode 1
Test Voltage :	120Vac/60Hz
Phase :	Neutral

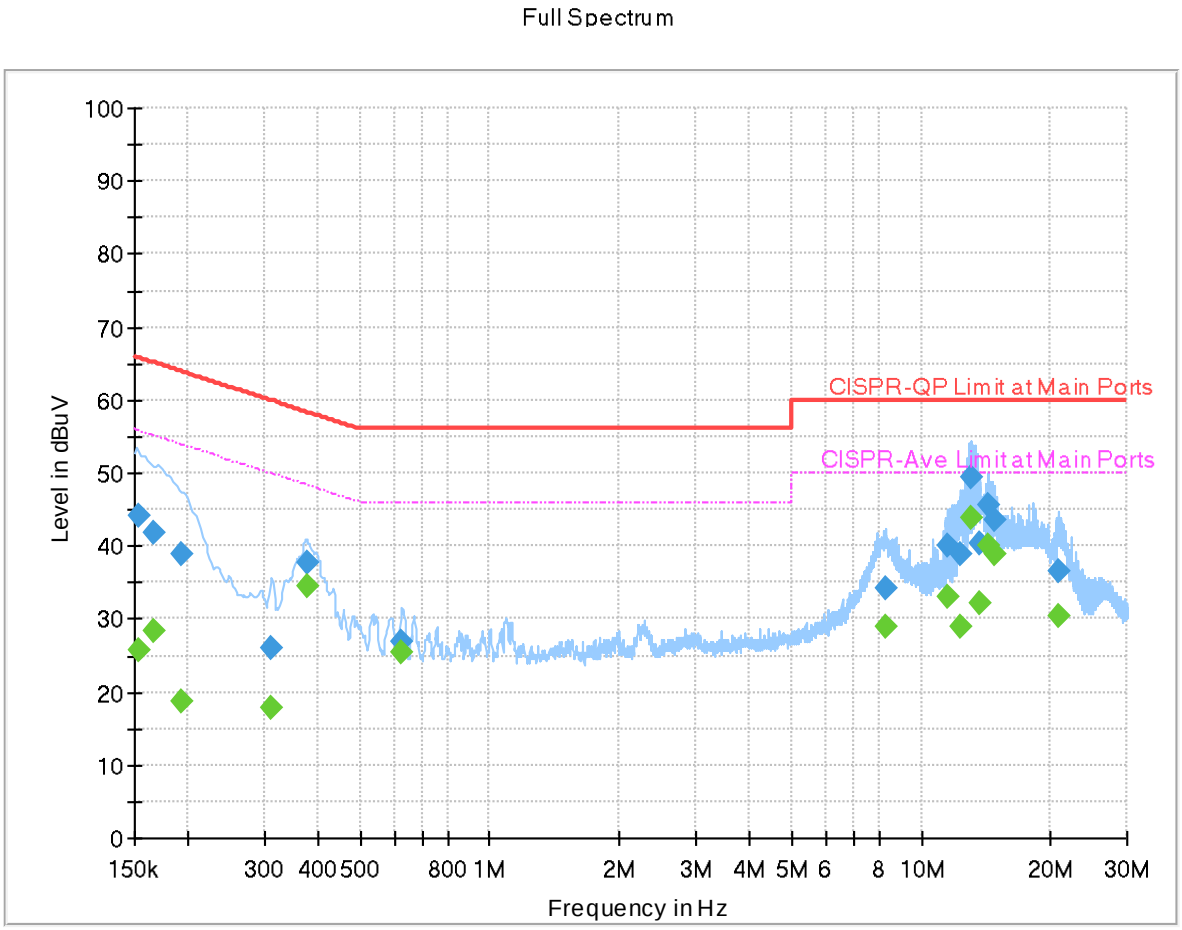

Final_Result

Frequency (MHz)	QuasiPeak (dBuV)	CAverage (dBuV)	Limit (dBuV)	Margin (dB)	Line	PE	Corr. (dB)
0.153105	---	25.82	55.83	30.01	N	FLO	20.0
0.153105	44.10	---	65.83	21.73	N	FLO	20.0
0.165750	---	28.31	55.17	26.86	N	FLO	20.0
0.165750	41.68	---	65.17	23.49	N	FLO	20.0
0.192750	---	18.75	53.92	35.17	N	FLO	20.0
0.192750	38.96	---	63.92	24.96	N	FLO	20.0
0.311190	---	17.92	49.94	32.02	N	FLO	20.0
0.311190	25.96	---	59.94	33.98	N	FLO	20.0
0.379230	---	34.38	48.30	13.92	N	FLO	20.0
0.379230	37.74	---	58.30	20.56	N	FLO	20.0
0.625380	---	25.39	46.00	20.61	N	FLO	20.0
0.625380	26.87	---	56.00	29.13	N	FLO	20.0
8.241000	---	28.90	50.00	21.10	N	FLO	20.3
8.241000	34.20	---	60.00	25.80	N	FLO	20.3
11.464350	---	32.90	50.00	17.10	N	FLO	20.4
11.464350	39.92	---	60.00	20.08	N	FLO	20.4
12.383250	---	29.02	50.00	20.98	N	FLO	20.5
12.383250	38.78	---	60.00	21.22	N	FLO	20.5
13.067340	---	43.89	50.00	6.11	N	FLO	20.5

13.067340	49.33	---	60.00	10.67	N	FLO	20.5
13.732080	---	32.16	50.00	17.84	N	FLO	20.6
13.732080	40.21	---	60.00	19.79	N	FLO	20.6
14.275500	---	40.04	50.00	9.96	N	FLO	20.6
14.275500	45.47	---	60.00	14.53	N	FLO	20.6
14.741250	---	39.00	50.00	11.00	N	FLO	20.6
14.741250	43.60	---	60.00	16.40	N	FLO	20.6
20.734710	---	30.39	50.00	19.61	N	FLO	20.9
20.734710	36.41	---	60.00	23.59	N	FLO	20.9

Appendix C. Radiated Spurious Emission Test Data

Test Engineer :	Ken Kuo, York Huang and White Hou	**Temperature :**	20.8~23.4°C
		Relative Humidity :	54.5~62.8%

Note symbol

-L	**Low channel location**
-R	**High channel location**

C1. Radiated Spurious Emission Test Modes

Mode	Band	Band (GHz)	Antenna	Modulation	Channel	Frequency	Data Rate	RU	Remark
Mode 1	U-NII-5	5.925-6.425	1+2	802.11a	1	5955	MCS0	-	-
Mode 2	U-NII-5	5.925-6.425	1+2	802.11a	49	6195	MCS0	-	-
Mode 3	U-NII-5	5.925-6.425	1+2	802.11a	93	6415	MCS0	-	-
Mode 4	U-NII-5	5.925-6.425	1+2	802.11ax HE20	1	5955	MCS0	Full RU	-
Mode 5	U-NII-5	5.925-6.425	1+2	802.11ax HE20	1	5955	MCS0	Partial RU 106/53	-
Mode 6	U-NII-5	5.925-6.425	1+2	802.11ax HE20	49	6195	MCS0	Full RU	-
Mode 7	U-NII-5	5.925-6.425	1+2	802.11ax HE20	93	6415	MCS0	Full RU	-
Mode 8	U-NII-5	5.925-6.425	1+2	802.11ax HE40	3	5965	MCS0	Full RU	-
Mode 9	U-NII-5	5.925-6.425	1+2	802.11ax HE40	3	5965	MCS0	Partial RU 242/61	-
Mode 10	U-NII-5	5.925-6.425	1+2	802.11ax HE40	51	6205	MCS0	Full RU	-
Mode 11	U-NII-5	5.925-6.425	1+2	802.11ax HE40	91	6405	MCS0	Full RU	-

Mode	Band	Band (GHz)	Antenna	Modulation	Channel	Frequency	Data Rate	RU	Remark
Mode 12	U-NII-5	5.925-6.425	1+2	802.11ax HE80	7	5985	MCS0	Full RU	-
Mode 13	U-NII-5	5.925-6.425	1+2	802.11ax HE80	7	5985	MCS0	Partial RU 484/65	-
Mode 14	U-NII-5	5.925-6.425	1+2	802.11ax HE80	55	6225	MCS0	Full RU	-
Mode 15	U-NII-5	5.925-6.425	1+2	802.11ax HE80	87	6385	MCS0	Full RU	-
Mode 16	U-NII-5	5.925-6.425	1+2	802.11ax HE160	15	6025	MCS0	Full RU	-
Mode 17	U-NII-5	5.925-6.425	1+2	802.11ax HE160	15	6025	MCS0	Partial RU 996/67	-
Mode 18	U-NII-5	5.925-6.425	1+2	802.11ax HE160	47	6185	MCS0	Full RU	-
Mode 19	U-NII-5	5.925-6.425	1+2	802.11ax HE160	79	6345	MCS0	Full RU	-
Mode 31	U-NII-7	6.525-6.875	1+2	802.11a	117	6535	MCS0	-	-
Mode 32	U-NII-7	6.525-6.875	1+2	802.11a	149	6695	MCS0	-	-
Mode 33	U-NII-7	6.525-6.875	1+2	802.11a	185	6875	MCS0	-	-

Mode	Band	Band (GHz)	Antenna	Modulation	Channel	Frequency	Data Rate	RU	Remark
Mode 34	U-NII-7	6.525-6.875	1+2	802.11ax HE20	117	6535	MCS0	Full RU	-
Mode 35	U-NII-7	6.525-6.875	1+2	802.11ax HE20	149	6695	MCS0	Full RU	-
Mode 36	U-NII-7	6.525-6.875	1+2	802.11ax HE20	185	6875	MCS0	Full RU	-
Mode 37	U-NII-7	6.525-6.875	1+2	802.11ax HE40	123	6565	MCS0	Full RU	-
Mode 38	U-NII-7	6.525-6.875	1+2	802.11ax HE40	147	6685	MCS0	Full RU	-
Mode 39	U-NII-7	6.525-6.875	1+2	802.11ax HE40	187	6885	MCS0	Full RU	-
Mode 40	U-NII-7	6.525-6.875	1+2	802.11ax HE80	135	6625	MCS0	Full RU	-
Mode 41	U-NII-7	6.525-6.875	1+2	802.11ax HE80	151	6705	MCS0	Full RU	-
Mode 42	U-NII-7	6.525-6.875	1+2	802.11ax HE80	183	6865	MCS0	Full RU	-
Mode 43	U-NII-7	6.525-6.875	1+2	802.11ax HE160	143	6665	MCS0	Full RU	-
Mode 44	U-NII-7	6.525-6.875	1+2	802.11ax HE160	175	6825	MCS0	Full RU	-

C2. Summary of each worse mode

Mode	Modulation	Ch.	Freq. (MHz)	Level (dBuV/m)	Limit (dBuV/m)	Margin (dB)	Pol.	Peak Avg.	Result	RU	Remark
1	802.11a	1	5887.40	48.90	68.20	-19.30	H	Avg.	Pass	-	Band Edge
1	802.11a	1	17865.00	44.18	54.00	-9.82	V	Avg.	Pass	-	Harmonic
2	802.11a	49	12390.00	41.52	54.00	-12.48	V	Avg.	Pass	-	Harmonic
3	802.11a	93	19245.00	45.07	54.00	-8.93	V	Avg.	Pass	-	Harmonic
4	802.11ax HE20	1	5924.97	53.44	68.20	-14.76	H	Avg.	Pass	Full RU	Band Edge
4	802.11ax HE20	1	17865.00	44.66	54.00	-9.34	H	Avg.	Pass	Full RU	Harmonic
5	802.11ax HE20	1	5924.71	72.93	88.20	-15.27	V	Peak	Pass	Partial RU 106/53	Band Edge
6	802.11ax HE20	49	12390.00	41.35	54.00	-12.65	V	Avg.	Pass	Full RU	Harmonic
7	802.11ax HE20	93	19245.00	39.79	54.00	-14.21	V	Avg.	Pass	Full RU	Harmonic
8	802.11ax HE40	3	5924.82	54.88	68.20	-13.32	H	Avg.	Pass	Full RU	Band Edge
	802.11ax HE40	3	17895.00	44.83	54.00	-9.17	H	Avg.	Pass	Full RU	Harmonic

Mode	Modulation	Ch.	Freq. (MHz)	Level (dBuV/m)	Limit (dBuV/m)	Margin (dB)	Pol.	Peak Avg.	Result	RU	Remark
9	802.11ax HE40	3	5919.08	81.71	88.20	-6.49	H	Peak	Pass	Partial RU 242/61	Band Edge
10	802.11ax HE40	51	12410.00	41.29	54.00	-12.71	V	Avg.	Pass	Full RU	Harmonic
11	802.11ax HE40	91	19215.00	38.61	54.00	-15.39	V	Avg.	Pass	Full RU	Harmonic
12	802.11ax HE80	7	5916.84	59.84	68.20	-8.36	H	Avg.	Pass	Full RU	Band Edge
	802.11ax HE80	7	17955.00	46.44	54.00	-7.56	H	Avg.	Pass	Full RU	Harmonic
13	802.11ax HE80	7	5918.28	79.43	88.20	-8.77	V	Peak	Pass	Partial RU 484/65	Band Edge
14	802.11ax HE80	55	12450.00	41.55	54.00	-12.45	V	Avg.	Pass	Full RU	Harmonic
15	802.11ax HE80	87	5968.00	51.98	68.20	-16.22	H	Avg.	Pass	Full RU	Harmonic
16	802.11ax HE160	15	5923.00	63.61	68.20	-4.59	H	Avg.	Pass	Full RU	Band Edge
	802.11ax HE160	15	12050.00	42.14	54.00	-11.86	H	Avg.	Pass	Full RU	Harmonic
17	802.11ax HE160	15	5896.60	67.01	68.20	-1.19	H	Avg.	Pass	Partial RU 996/67	Band Edge

Mode	Modulation	Ch.	Freq. (MHz)	Level (dBuV/m)	Limit (dBuV/m)	Margin (dB)	Pol.	Peak Avg.	Result	RU	Remark
18	802.11ax HE160	47	12370.00	41.98	54.00	-12.02	V	Avg.	Pass	Full RU	Harmonic
19	802.11ax HE160	79	12690.00	42.49	54.00	-11.51	V	Avg.	Pass	Full RU	Harmonic
31	802.11a	117	19605.00	48.58	54.00	-5.42	V	Avg.	Pass	-	Harmonic
32	802.11a	149	20085.00	50.59	54.00	-3.41	V	Avg.	Pass	-	Harmonic
33	802.11a	185	20625.00	50.39	54.00	-3.61	V	Avg.	Pass	-	Harmonic
34	802.11ax HE20	117	19605.00	43.39	54.00	-10.61	V	Avg.	Pass	Full RU	Harmonic
35	802.11ax HE20	149	20085.00	48.84	54.00	-5.16	V	Avg.	Pass	Full RU	Harmonic
36	802.11ax HE20	185	20625.00	50.68	54.00	-3.32	V	Avg.	Pass	Full RU	Harmonic
37	802.11ax HE40	123	19695.00	42.09	54.00	-11.91	V	Avg.	Pass	Full RU	Harmonic
38	802.11ax HE40	147	20055.00	47.99	54.00	-6.01	V	Avg.	Pass	Full RU	Harmonic
39	802.11ax HE40	187	7280.00	46.56	54.00	-7.44	H	Avg.	Pass	Full RU	Harmonic

Mode	Modulation	Ch.	Freq. (MHz)	Level (dBuV/m)	Limit (dBuV/m)	Margin (dB)	Pol.	Peak Avg.	Result	RU	Remark
40	802.11ax HE80	135	13250.00	42.47	54.00	-11.53	V	Avg.	Pass	Full RU	Harmonic
41	802.11ax HE80	151	20115.00	45.76	54.00	-8.24	V	Avg.	Pass	Full RU	Harmonic
42	802.11ax HE80	183	7272.00	48.18	54.00	-5.82	H	Avg.	Pass	Full RU	Harmonic
43	802.11ax HE160	143	13330.00	44.49	54.00	-9.51	V	Avg.	Pass	Full RU	Harmonic
44	802.11ax HE160	175	20475.00	46.50	54.00	-7.50	V	Avg.	Pass	Full RU	Harmonic

Mode	1	
	Band Edge	
	U-NII-5_5.925-6.425_802.11a_CH1_5955MHz	
ANT	1+2	
Pol.	Horizontal	Fundamental
Peak	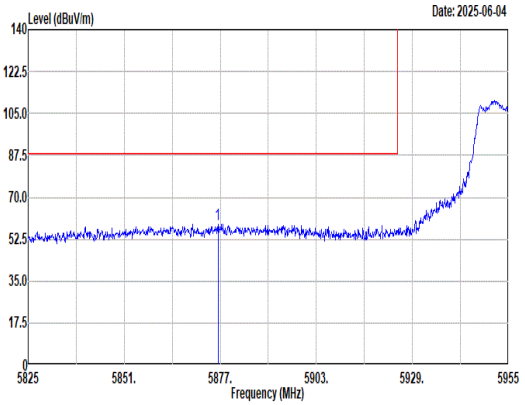 Site : 03CH22-HY Condition: PEAK_BE(UNII)_6E 3m DRH18-E_LE2C04A18EN_250520 HORIZONTAL : RBW:1000.000kHz VBW:3000.000kHz SWT:Auto Freq Level Limit Line Margin Read Level Ant Factor Cable Loss Preamp Factor Aux Factor APos TPos Remark MHz dBuV/m dBuV/m dB dBuV dB/m dB dB dB cm deg 1 5876.35 58.71 88.20 -29.49 46.45 33.65 12.66 35.02 0.97 100 122 Peak	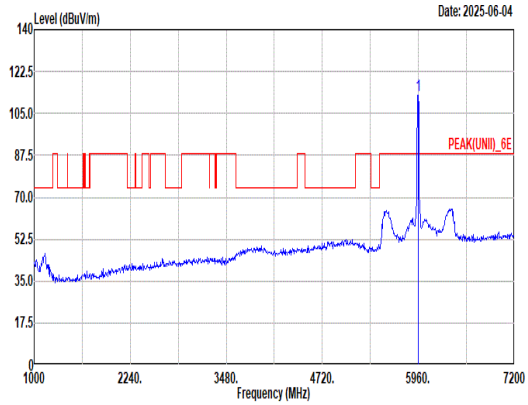 Site : 03CH22-HY Condition: PEAK(UNII)_6E 3m DRH18-E_LE2C04A18EN_250520 HORIZONTAL : RBW:1000.000kHz VBW:3000.000kHz SWT:Auto Freq Level Limit Line Margin Read Level Ant Factor Cable Loss Preamp Factor Aux Factor APos TPos Remark MHz dBuV/m dBuV/m dB dBuV dB/m dB dB dB cm deg 1 5955.00 112.40 ------ ------ 100.13 33.62 12.86 35.04 0.83 100 122 Peak
Avg	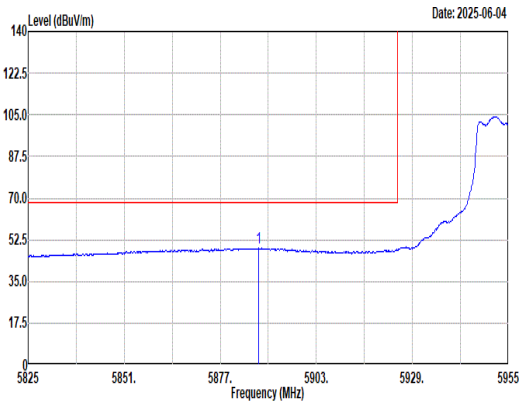 Site : 03CH22-HY Condition: AVG_BE(UNII)_6E 3m DRH18-E_LE2C04A18EN_250520 HORIZONTAL : RBW:1000.000kHz VBW:0.620kHz SWT:Auto Freq Level Limit Line Margin Read Level Ant Factor Cable Loss Preamp Factor Aux Factor APos TPos Remark MHz dBuV/m dBuV/m dB dBuV dB/m dB dB dB cm deg 1 5887.40 48.90 68.20 -19.30 36.62 33.67 12.69 35.03 0.95 100 122 Average	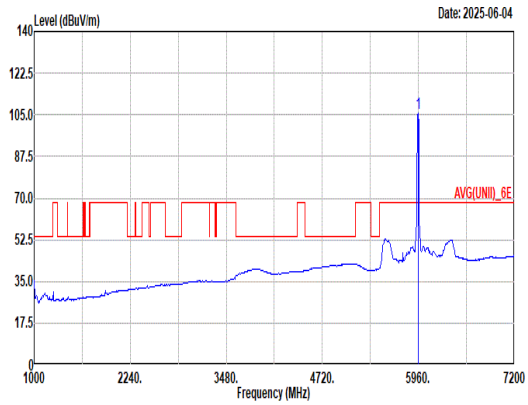 Site : 03CH22-HY Condition: AVG(UNII)_6E 3m DRH18-E_LE2C04A18EN_250520 HORIZONTAL : RBW:1000.000kHz VBW:0.620kHz SWT:Auto Freq Level Limit Line Margin Read Level Ant Factor Cable Loss Preamp Factor Aux Factor APos TPos Remark MHz dBuV/m dBuV/m dB dBuV dB/m dB dB dB cm deg 1 5955.00 105.68 ------ ------ 93.41 33.62 12.86 35.04 0.83 100 122 Average

Mode	1	
	Band Edge	
	U-NII-5_5.925-6.425_802.11a_CH1_5955MHz	
ANT	1+2	
Pol.	Vertical	Fundamental
Peak	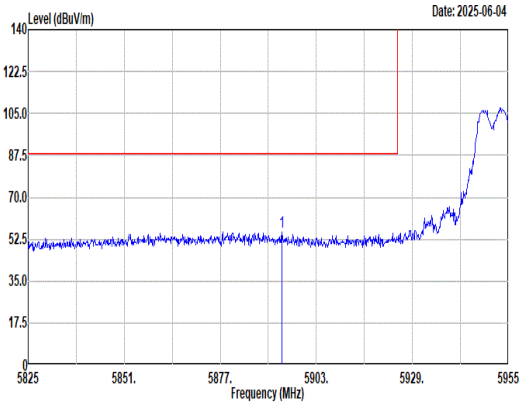 Site : 03CH22-HY Condition: PEAK_BE(UNII)_6E 3m DRH18-E_LE2C04A18EN_250520 VERTICAL : RBW:1000.000kHz VBW:3000.000kHz SWT:Auto Freq Level Limit Line Margin Read Level Ant Factor Cable Loss Preamp Factor Aux Factor APos TPos Remark MHz dBuV/m dBuV/m dB dBuV dB/m dB dB dB cm deg 1 5893.77 55.72 88.20 -32.48 43.42 33.69 12.70 35.03 0.94 398 122 Peak	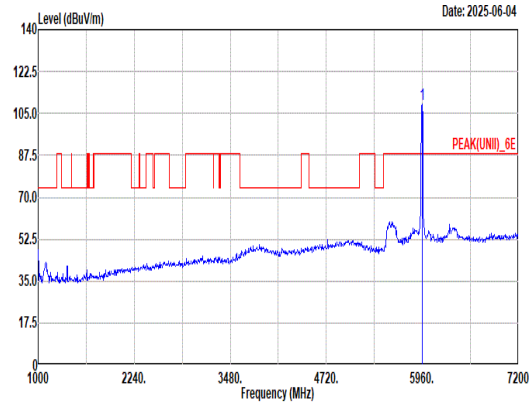 Site : 03CH22-HY Condition: PEAK(UNII)_6E 3m DRH18-E_LE2C04A18EN_250520 VERTICAL : RBW:1000.000kHz VBW:3000.000kHz SWT:Auto Freq Level Limit Line Margin Read Level Ant Factor Cable Loss Preamp Factor Aux Factor APos TPos Remark MHz dBuV/m dBuV/m dB dBuV dB/m dB dB dB cm deg 1 5955.00 108.77 ------ ------ 96.51 33.62 12.85 35.04 0.83 398 122 Peak
Avg	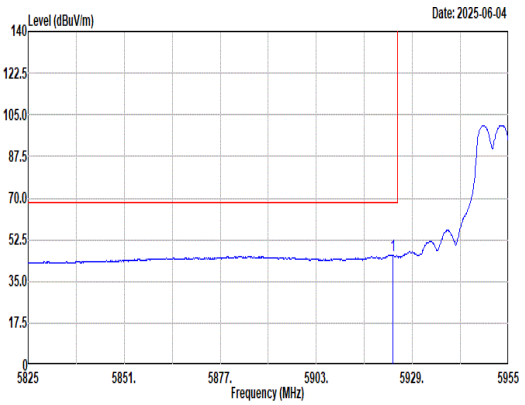 Site : 03CH22-HY Condition: AVG_BE(UNII)_6E 3m DRH18-E_LE2C04A18EN_250520 VERTICAL : RBW:1000.000kHz VBW:0.620kHz SWT:Auto Freq Level Limit Line Margin Read Level Ant Factor Cable Loss Preamp Factor Aux Factor APos TPos Remark MHz dBuV/m dBuV/m dB dBuV dB/m dB dB dB cm deg 1 5923.67 46.05 68.20 -22.15 33.76 33.65 12.78 35.03 0.89 398 122 Average	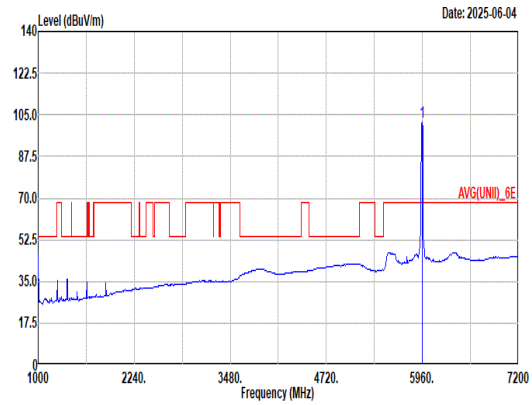 Site : 03CH22-HY Condition: AVG(UNII)_6E 3m DRH18-E_LE2C04A18EN_250520 VERTICAL : RBW:1000.000kHz VBW:0.620kHz SWT:Auto Freq Level Limit Line Margin Read Level Ant Factor Cable Loss Preamp Factor Aux Factor APos TPos Remark MHz dBuV/m dBuV/m dB dBuV dB/m dB dB dB cm deg 1 5955.00 102.13 ------ ------ 89.87 33.62 12.85 35.04 0.83 398 122 Average

Mode	1	
	Harmonic	
	U-NII-5_5.925-6.425_802.11a_CH1_5955MHz	
ANT	1+2	
Pol.	Horizontal	Vertical
Peak Avg	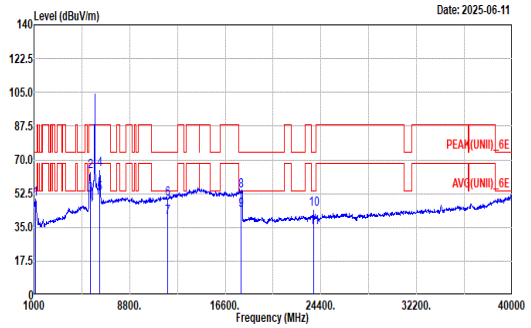 Site : 03CH22-HY Condition: PEAK(UNII)_6E 1m SHF_1225_240624 HORIZONTAL	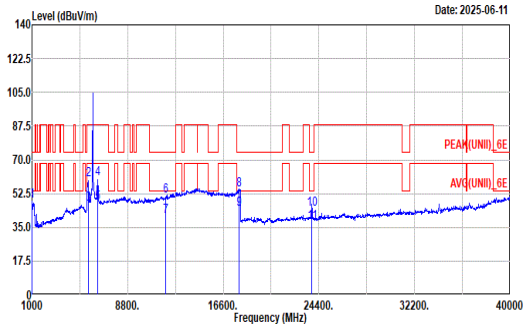 Site : 03CH22-HY Condition: PEAK(UNII)_6E 1m SHF_1225_240624 VERTICAL

Horizontal:

	Freq	Level	Limit Line	Margin	Read Level	Ant Factor	Cable Loss	Preamp Factor	Aux Factor	APos	TPos	Remark
	MHz	dBuV/m	dBuV/m	dB	dBuV	dB/m	dB	dB	dB	cm	deg	
1	1144.00	49.66	74.00	-24.34	51.67	24.06	5.58	31.94	0.29	--	--	Peak
2	5576.00	63.87	88.20	-24.33	52.91	32.75	12.42	34.96	0.75	100	121	Peak
3	5576.00	51.92	68.20	-16.28	40.96	32.75	12.42	34.96	0.75	100	121	Average
4	6360.00	64.96	88.20	-23.24	50.42	35.54	13.34	35.19	0.85	100	120	Peak
5	6360.00	52.09	68.20	-16.11	37.55	35.54	13.34	35.19	0.85	100	120	Average
6	11910.00	49.75	74.00	-24.25	33.33	39.12	18.12	40.82	0.00	--	--	Peak
7	11910.00	40.20	54.00	-13.80	23.78	39.12	18.12	40.82	0.00	--	--	Average
8	17865.00	54.03	74.00	-19.97	36.32	41.26	22.21	45.76	0.00	--	--	Peak
9	17865.00	44.06	54.00	-9.94	26.35	41.26	22.21	45.76	0.00	--	--	Average
10	23830.00	44.17	74.00	-29.83	49.23	38.70	25.98	60.20	-9.54	173	24	Peak
11	23830.00	34.89	54.00	-19.11	39.95	38.70	25.98	60.20	-9.54	173	24	Average

Vertical:

Site : 03CH22-HY
Condition: PEAK(UNII)_6E 1m SHF_1225_240624 VERTICAL

	Freq	Level	Limit Line	Margin	Read Level	Ant Factor	Cable Loss	Preamp Factor	Aux Factor	APos	TPos	Remark
	MHz	dBuV/m	dBuV/m	dB	dBuV	dB/m	dB	dB	dB	cm	deg	
1	1000.00	48.38	74.00	-25.62	51.53	23.30	5.19	31.94	0.30	--	--	Peak
2	5576.00	59.71	88.20	-28.49	48.75	32.75	12.42	34.96	0.75	300	130	Peak
3	5576.00	46.89	68.20	-21.31	35.93	32.75	12.42	34.96	0.75	300	130	Average
4	6384.00	60.47	88.20	-27.73	45.82	35.64	13.36	35.20	0.85	100	341	Peak
5	6384.00	47.29	68.20	-20.91	32.64	35.64	13.36	35.20	0.85	100	341	Average
6	11910.00	51.02	74.00	-22.98	34.60	39.12	18.12	40.82	0.00	--	--	Peak
7	11910.00	40.56	54.00	-13.44	24.14	39.12	18.12	40.82	0.00	--	--	Average
8	17865.00	54.25	74.00	-19.75	36.54	41.26	22.21	45.76	0.00	--	--	Peak
9	17865.00	44.18	54.00	-9.82	26.47	41.26	22.21	45.76	0.00	--	--	Average
10	23820.00	44.42	74.00	-29.58	49.49	38.70	25.97	60.20	-9.54	192	275	Peak
11	23820.00	37.41	54.00	-16.59	42.48	38.70	25.97	60.20	-9.54	192	275	Average

Mode	1	
	Harmonic	
	U-NII-5_5.925-6.425_802.11a_CH1_5955MHz	
ANT	1+2	
Pol.	Horizontal	Vertical
10.6G ~18G Avg	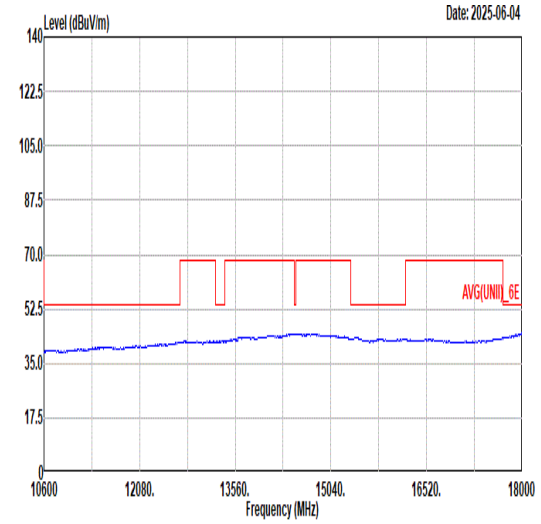 Site : 03CH22-HY Condition: AVG(UNII)_6E 3m DRH18-E_LE2C04A18EN_250520 HORIZONTAL	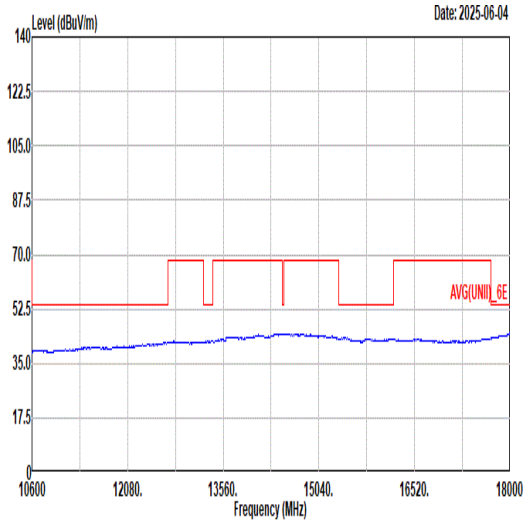 Site : 03CH22-HY Condition: AVG(UNII)_6E 3m DRH18-E_LE2C04A18EN_250520 VERTICAL

Mode	2	
	Harmonic	
	U-NII-5_5.925-6.425_802.11a_CH49_6195MHz	
ANT	1+2	
Pol.	Horizontal	Vertical
Peak Avg	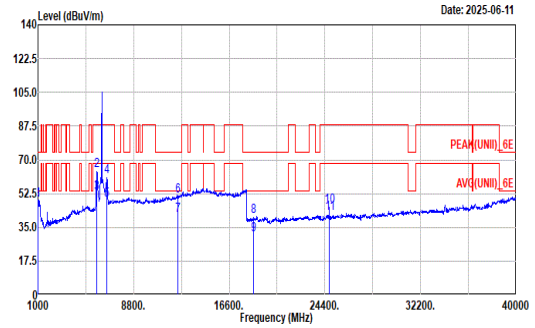 Site : 03CH22-HY Condition: PEAK(UNII)_6E 1m SHF_1225_240624 HORIZONTAL	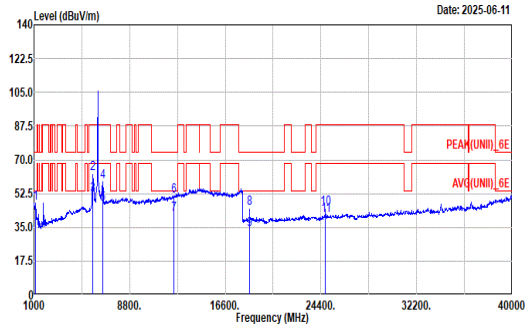 Site : 03CH22-HY Condition: PEAK(UNII)_6E 1m SHF_1225_240624 VERTICAL

Site : 03CH22-HY
Condition: PEAK(UNII)_6E 1m SHF_1225_240624 HORIZONTAL

	Freq	Level	Limit Line	Margin	Read Level	Ant Factor	Cable Loss	Preamp Factor	Aux Factor	APos	TPos	Remark
	MHz	dBuV/m	dBuV/m	dB	dBuV	dB/m	dB	dB	dB	cm	deg	
1	1008.00	49.39	74.00	-24.61	52.52	23.30	5.21	31.94	0.30	--	--	Peak
2	5792.00	64.62	88.20	-23.58	52.27	33.78	12.47	35.00	1.10	100	124	Peak
3	5792.00	52.64	68.20	-15.56	40.29	33.78	12.47	35.00	1.10	100	124	Average
4	6608.00	61.33	88.20	-26.87	46.14	36.22	13.56	35.43	0.84	100	120	Peak
5	6608.00	48.88	68.20	-19.32	33.69	36.22	13.56	35.43	0.84	100	120	Average
6	12390.00	51.49	74.00	-22.51	34.07	39.88	18.66	41.12	0.00	--	--	Peak
7	12390.00	41.26	54.00	-12.74	23.84	39.88	18.66	41.12	0.00	--	--	Average
8	18585.00	40.77	74.00	-33.23	55.58	38.33	22.85	66.45	-9.54	167	317	Peak
9	18585.00	31.09	54.00	-22.91	45.90	38.33	22.85	66.45	-9.54	167	317	Average
10	24780.00	45.78	88.20	-42.42	49.68	39.30	26.62	60.28	-9.54	170	17	Peak
11	24780.00	42.23	68.20	-25.97	46.13	39.30	26.62	60.28	-9.54	170	17	Average

Site : 03CH22-HY
Condition: PEAK(UNII)_6E 1m SHF_1225_240624 VERTICAL

	Freq	Level	Limit Line	Margin	Read Level	Ant Factor	Cable Loss	Preamp Factor	Aux Factor	APos	TPos	Remark
	MHz	dBuV/m	dBuV/m	dB	dBuV	dB/m	dB	dB	dB	cm	deg	
1	1128.00	47.76	74.00	-26.24	49.67	24.20	5.54	31.94	0.29	--	--	Peak
2	5816.00	62.85	88.20	-25.35	50.53	33.74	12.51	35.01	1.08	370	124	Peak
3	5816.00	51.70	68.20	-16.50	39.38	33.74	12.51	35.01	1.08	370	124	Average
4	6592.00	58.60	88.20	-29.60	43.44	36.18	13.54	35.40	0.84	101	360	Peak
5	6592.00	46.78	68.20	-21.42	31.62	36.18	13.54	35.40	0.84	101	360	Average
6	12390.00	51.25	74.00	-22.75	33.83	39.88	18.66	41.12	0.00	--	--	Peak
7	12390.00	41.52	54.00	-12.48	24.10	39.88	18.66	41.12	0.00	--	--	Average
8	18585.00	45.08	74.00	-28.92	59.89	38.33	22.85	66.45	-9.54	168	180	Peak
9	18585.00	33.62	54.00	-20.38	48.43	38.33	22.85	66.45	-9.54	168	180	Average
10	24780.00	45.00	88.20	-43.20	48.90	39.30	26.62	60.28	-9.54	189	42	Peak
11	24780.00	40.97	68.20	-27.23	44.87	39.30	26.62	60.28	-9.54	189	42	Average

Mode	2	
	Harmonic	
	U-NII-5_5.925-6.425_802.11a_CH49_6195MHz	
ANT	1+2	
Pol.	Horizontal	Vertical
10.6G ~18G Avg	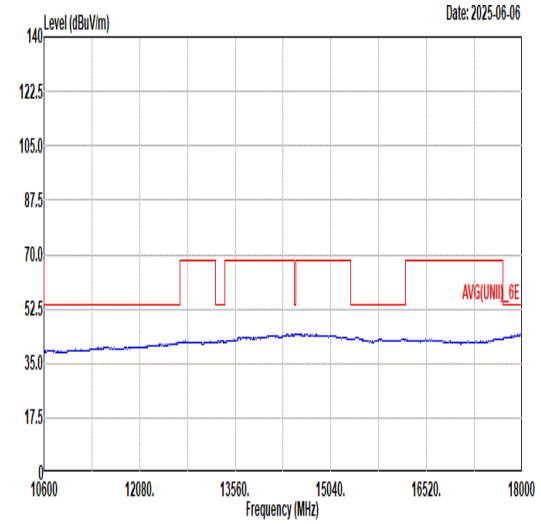 Site : 03CH22-HY Condition: AVG(UNII)_6E 3m DRH18-E_LE2C04A18EN_250520 HORIZONTAL	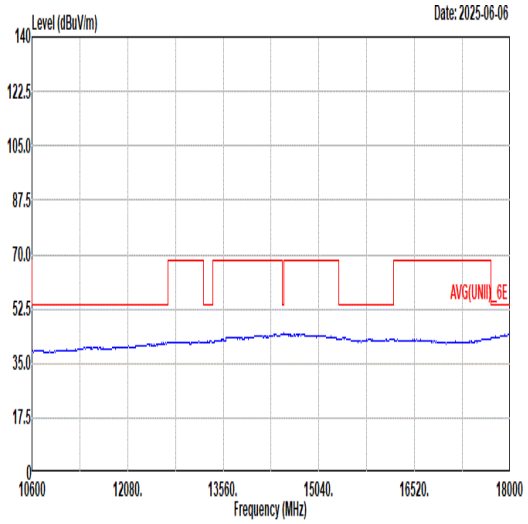 Site : 03CH22-HY Condition: AVG(UNII)_6E 3m DRH18-E_LE2C04A18EN_250520 VERTICAL

Mode	3	
	Harmonic	
	U-NII-5_5.925-6.425_802.11a_CH93_6415MHz	
ANT	1+2	
Pol.	Horizontal	Vertical
Peak Avg	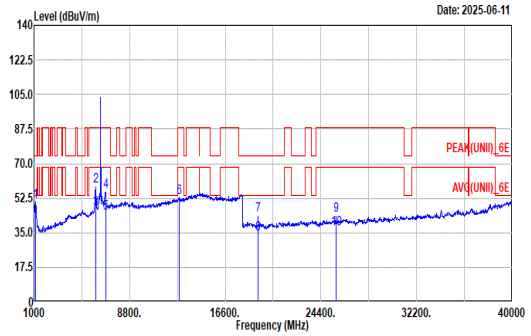 Site : 03CH22-HY Condition: PEAK(UNII)_6E 1m SHF_1225_240624 HORIZONTAL	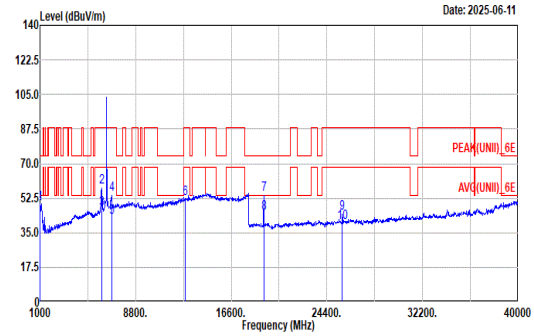 Site : 03CH22-HY Condition: PEAK(UNII)_6E 1m SHF_1225_240624 VERTICAL

Horizontal:

	Freq	Level	Limit Line	Margin	Read Level	Ant Factor	Cable Loss	Preamp Factor	Aux Factor	APos	TPos	Remark
	MHz	dBuV/m	dBuV/m	dB	dBuV	dB/m	dB	dB	dB	cm	deg	
1	1120.00	50.75	74.00	-23.25	52.69	24.20	5.51	31.94	0.29	--	--	Peak
2	6024.00	58.56	88.20	-29.64	45.96	33.90	13.00	35.06	0.76	100	122	Peak
3	6024.00	46.95	68.20	-21.25	34.35	33.90	13.00	35.06	0.76	100	122	Average
4	6832.00	56.13	88.20	-32.07	40.67	36.60	13.87	35.82	0.81	101	62	Peak
5	6832.00	44.80	68.20	-23.40	29.34	36.60	13.87	35.82	0.81	101	62	Average
6	12830.00	52.60	88.20	-35.60	34.19	40.64	18.98	41.21	0.00	--	--	Peak
7	19245.00	44.10	74.00	-29.90	57.78	38.02	23.29	65.45	-9.54	200	62	Peak
8	19245.00	34.53	54.00	-19.47	48.21	38.02	23.29	65.45	-9.54	200	62	Average
9	25660.00	43.70	88.20	-44.50	47.26	39.28	27.30	60.60	-9.54	166	25	Peak
10	25660.00	36.77	68.20	-31.43	40.33	39.28	27.30	60.60	-9.54	166	25	Average

Vertical:

	Freq	Level	Limit Line	Margin	Read Level	Ant Factor	Cable Loss	Preamp Factor	Aux Factor	APos	TPos	Remark
	MHz	dBuV/m	dBuV/m	dB	dBuV	dB/m	dB	dB	dB	cm	deg	
1	1008.00	49.52	74.00	-24.48	52.65	23.30	5.21	31.94	0.30	--	--	Peak
2	6024.00	58.12	88.20	-30.08	45.52	33.90	13.00	35.06	0.76	112	337	Peak
3	6024.00	46.93	68.20	-21.27	34.33	33.90	13.00	35.06	0.76	112	337	Average
4	6832.00	54.41	88.20	-33.79	38.95	36.60	13.87	35.82	0.81	100	1	Peak
5	6832.00	42.85	68.20	-25.35	27.39	36.60	13.87	35.82	0.81	100	1	Average
6	12830.00	52.28	88.20	-35.92	33.87	40.64	18.98	41.21	0.00	--	--	Peak
7	19245.00	54.56	74.00	-19.44	68.24	38.02	23.29	65.45	-9.54	171	357	Peak
8	19245.00	45.07	54.00	-8.93	58.75	38.02	23.29	65.45	-9.54	171	357	Average
9	25660.00	45.00	88.20	-43.20	48.56	39.28	27.30	60.60	-9.54	196	133	Peak
10	25660.00	40.41	68.20	-27.79	43.97	39.28	27.30	60.60	-9.54	196	133	Average

Mode	3	
	Harmonic	
	U-NII-5_5.925-6.425_802.11a_CH93_6415MHz	
ANT	1+2	
Pol.	Horizontal	Vertical
10.6G ~18G Avg	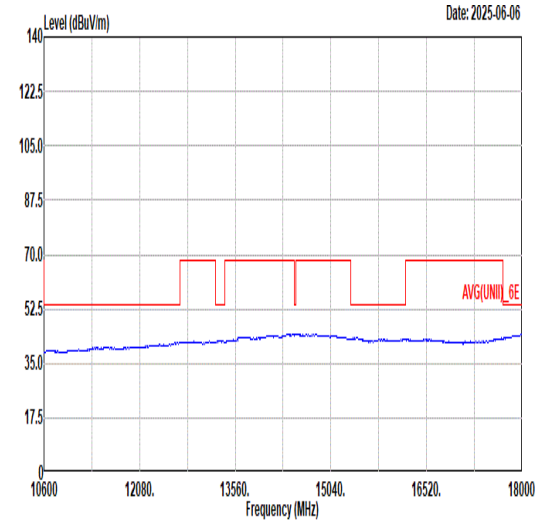 Site : 03CH22-HY Condition: AVG(UNII)_6E 3m DRH18-E_LE2C04A18EN_250520 HORIZONTAL	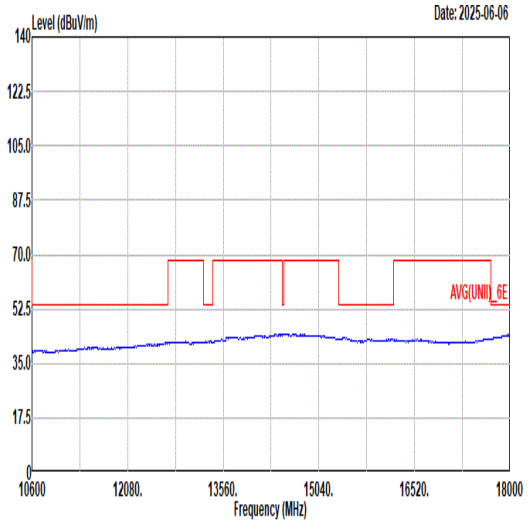 Site : 03CH22-HY Condition: AVG(UNII)_6E 3m DRH18-E_LE2C04A18EN_250520 VERTICAL

Mode	4	
	Band Edge	
	U-NII-5_5.925-6.425_802.11ax HE20_CH1_Full RU_5955MHz	
ANT	1+2	
Pol.	Horizontal	Fundamental
Peak	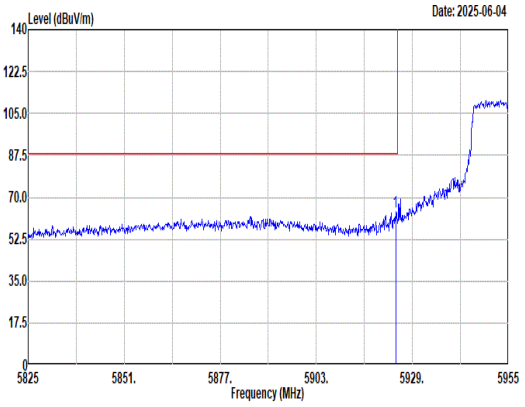 Site : 03CH22-HY Condition: PEAK_BE(UNII)_6E 3m DRH18-E_LE2C04A18EN_250520 HORIZONTAL : RBW:1000.000kHz VBW:3000.000kHz SWT:Auto Freq Level Limit Line Margin Read Level Ant Factor Cable Loss Preamp Factor Aux Factor APos TPos Remark MHz dBuV/m dBuV/m dB dBuV dB/m dB dB dB cm deg 1 5924.45 64.18 88.20 -24.02 51.89 33.65 12.78 35.03 0.89 100 120 Peak	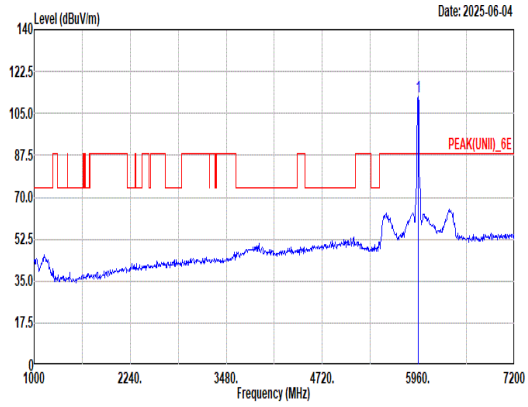 Site : 03CH22-HY Condition: PEAK(UNII)_6E 3m DRH18-E_LE2C04A18EN_250520 HORIZONTAL : RBW:1000.000kHz VBW:3000.000kHz SWT:Auto Freq Level Limit Line Margin Read Level Ant Factor Cable Loss Preamp Factor Aux Factor APos TPos Remark MHz dBuV/m dBuV/m dB dBuV dB/m dB dB dB cm deg 1 5955.00 111.92 ------ ------ 99.66 33.62 12.85 35.04 0.83 100 120 Peak
Avg	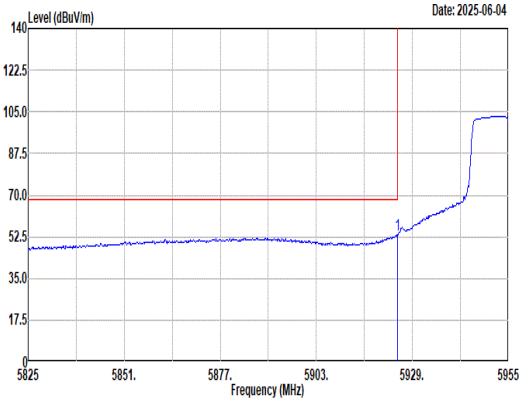 Site : 03CH22-HY Condition: AVG_BE(UNII)_6E 3m DRH18-E_LE2C04A18EN_250520 HORIZONTAL : RBW:1000.000kHz VBW:2.000kHz SWT:Auto Freq Level Limit Line Margin Read Level Ant Factor Cable Loss Preamp Factor Aux Factor APos TPos Remark MHz dBuV/m dBuV/m dB dBuV dB/m dB dB dB cm deg 1 5924.97 53.44 68.20 -14.76 41.15 33.65 12.78 35.03 0.89 100 120 Average	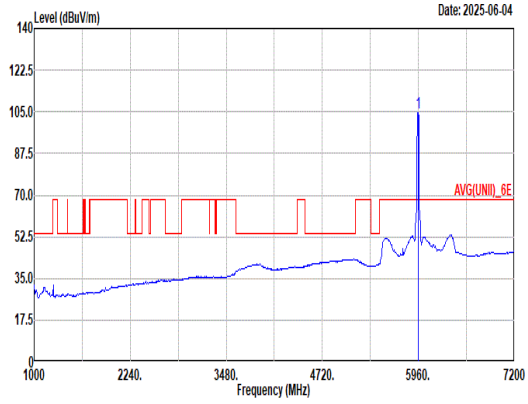 Site : 03CH22-HY Condition: AVG(UNII)_6E 3m DRH18-E_LE2C04A18EN_250520 HORIZONTAL : RBW:1000.000kHz VBW:2.000kHz SWT:Auto Freq Level Limit Line Margin Read Level Ant Factor Cable Loss Preamp Factor Aux Factor APos TPos Remark MHz dBuV/m dBuV/m dB dBuV dB/m dB dB dB cm deg 1 5955.00 104.51 ------ ------ 92.25 33.62 12.85 35.04 0.83 100 120 Average

Mode	4	
	Band Edge	
	U-NII-5_5.925-6.425_802.11ax HE20_CH1_Full RU_5955MHz	
ANT	1+2	
Pol.	Vertical	Fundamental
Peak	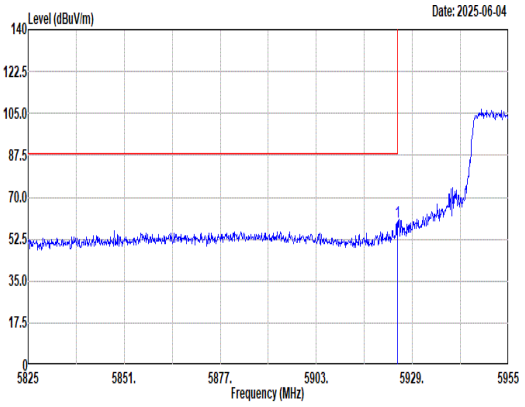 Site : 03CH22-HY Condition: PEAK_BE(UNII)_6E 3m DRH18-E_LE2C04A18EN_250520 VERTICAL : RBW:1000.000kHz VBW:3000.000kHz SWT:Auto Freq Level Limit Line Margin Read Level Ant Factor Cable Loss Preamp Factor Aux Factor APos TPos Remark MHz dBuV/m dBuV/m dB dBuV dB/m dB dB dB cm deg 1 5924.97 59.71 88.20 -28.49 47.42 33.65 12.78 35.03 0.89 400 142 Peak	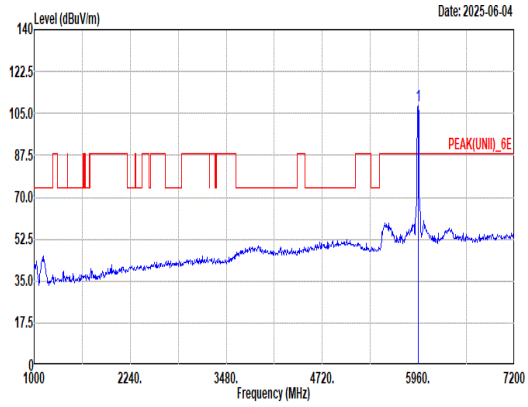 Site : 03CH22-HY Condition: PEAK(UNII)_6E 3m DRH18-E_LE2C04A18EN_250520 VERTICAL : RBW:1000.000kHz VBW:3000.000kHz SWT:Auto Freq Level Limit Line Margin Read Level Ant Factor Cable Loss Preamp Factor Aux Factor APos TPos Remark MHz dBuV/m dBuV/m dB dBuV dB/m dB dB dB cm deg 1 5955.00 108.47 ------ ------ 96.18 33.64 12.87 35.04 0.82 400 142 Peak
Avg	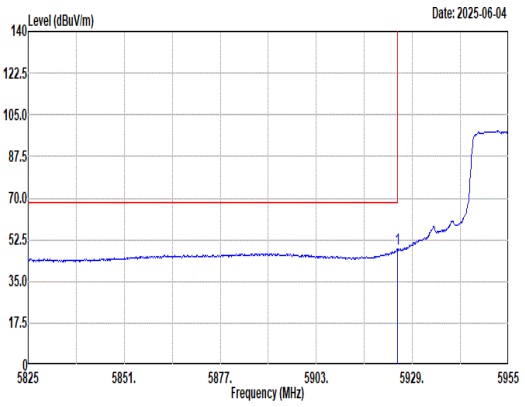 Site : 03CH22-HY Condition: AVG_BE(UNII)_6E 3m DRH18-E_LE2C04A18EN_250520 VERTICAL : RBW:1000.000kHz VBW:2.000kHz SWT:Auto Freq Level Limit Line Margin Read Level Ant Factor Cable Loss Preamp Factor Aux Factor APos TPos Remark MHz dBuV/m dBuV/m dB dBuV dB/m dB dB dB cm deg 1 5924.97 48.53 68.20 -19.67 36.24 33.65 12.78 35.03 0.89 400 142 Average	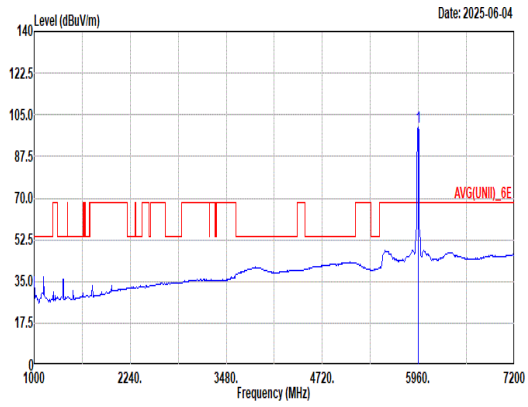 Site : 03CH22-HY Condition: AVG(UNII)_6E 3m DRH18-E_LE2C04A18EN_250520 VERTICAL : RBW:1000.000kHz VBW:2.000kHz SWT:Auto Freq Level Limit Line Margin Read Level Ant Factor Cable Loss Preamp Factor Aux Factor APos TPos Remark MHz dBuV/m dBuV/m dB dBuV dB/m dB dB dB cm deg 1 5955.00 99.60 ------ ------ 87.34 33.62 12.85 35.04 0.83 400 142 Average

Mode	4	
	Harmonic	
	U-NII-5_5.925-6.425_802.11ax HE20_CH1_Full RU_5955MHz	
ANT	1+2	
Pol.	Horizontal	Vertical
Peak Avg	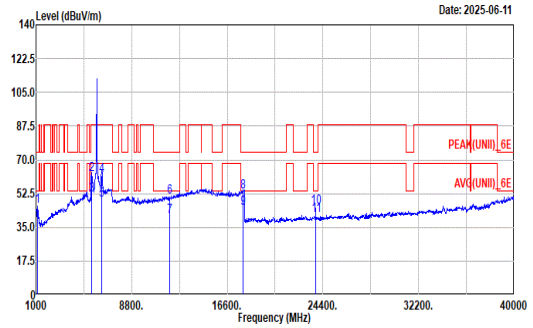	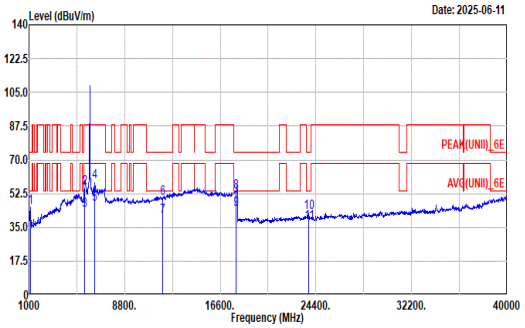

Site : 03CH22-HY
Condition: PEAK(UNII)_6E 1m SHF_1225_240624 HORIZONTAL

	Freq	Level	Limit Line	Margin	Read Level	Ant Factor	Cable Loss	Preamp Factor	Aux Factor	APos	TPos	Remark
	MHz	dBuV/m	dBuV/m	dB	dBuV	dB/m	dB	dB	dB	cm	deg	
1	1130.20	45.82	74.00	-28.18	47.73	24.20	5.54	31.94	0.29	--	--	Peak
2	5544.60	62.29	88.20	-25.91	51.40	32.68	12.41	34.95	0.75	100	120	Peak
3	5544.60	51.68	68.20	-16.52	40.79	32.68	12.41	34.95	0.75	100	120	Average
4	6363.00	61.71	88.20	-26.49	47.16	35.55	13.34	35.19	0.85	100	56	Peak
5	6363.00	49.24	68.20	-18.96	34.69	35.55	13.34	35.19	0.85	100	56	Average
6	11910.00	50.73	74.00	-23.27	34.31	39.12	18.12	40.82	0.00	--	--	Peak
7	11910.00	40.92	54.00	-13.08	24.50	39.12	18.12	40.82	0.00	--	--	Average
8	17865.00	53.61	74.00	-20.39	35.90	41.26	22.21	45.76	0.00	--	--	Peak
9	17865.00	44.66	54.00	-9.34	26.95	41.26	22.21	45.76	0.00	--	--	Average
10	23820.00	45.57	74.00	-28.43	50.64	38.70	25.97	60.20	-9.54	172	22	Peak
11	23820.00	41.25	54.00	-12.75	46.32	38.70	25.97	60.20	-9.54	172	22	Average

Site : 03CH22-HY
Condition: PEAK(UNII)_6E 1m SHF_1225_240624 VERTICAL

	Freq	Level	Limit Line	Margin	Read Level	Ant Factor	Cable Loss	Preamp Factor	Aux Factor	APos	TPos	Remark
	MHz	dBuV/m	dBuV/m	dB	dBuV	dB/m	dB	dB	dB	cm	deg	
1	1117.80	45.32	74.00	-28.68	47.33	24.13	5.51	31.94	0.29	--	--	Peak
2	5532.20	55.39	88.20	-32.81	44.55	32.63	12.41	34.95	0.75	100	184	Peak
3	5532.20	43.72	88.20	-44.48	32.88	32.63	12.41	34.95	0.75	100	184	Average
4	6356.80	58.73	88.20	-29.47	44.20	35.53	13.34	35.19	0.85	125	17	Peak
5	6356.80	46.77	88.20	-41.43	32.24	35.53	13.34	35.19	0.85	125	17	Average
6	11910.00	50.20	74.00	-23.80	33.78	39.12	18.12	40.82	0.00	--	--	Peak
7	11910.00	40.81	54.00	-13.19	24.39	39.12	18.12	40.82	0.00	--	--	Average
8	17865.00	53.48	74.00	-20.52	35.77	41.26	22.21	45.76	0.00	--	--	Peak
9	17865.00	44.44	54.00	-9.56	26.73	41.26	22.21	45.76	0.00	--	--	Average
10	23820.00	42.98	74.00	-31.02	48.05	38.70	25.97	60.20	-9.54	189	275	Peak
11	23820.00	37.53	54.00	-16.47	42.60	38.70	25.97	60.20	-9.54	189	275	Average

Mode	4	
	Harmonic	
	U-NII-5_5.925-6.425_802.11ax HE20_CH1_Full RU_5955MHz	
ANT	1+2	
Pol.	Horizontal	Vertical
10.6G ~18G Avg	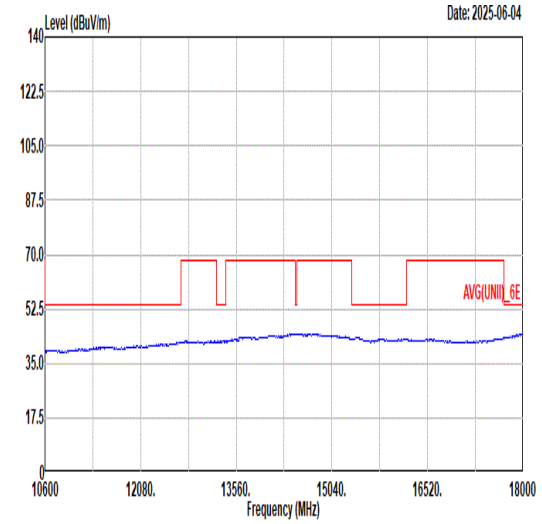 Site : 03CH22-HY Condition: AVG(UNII)_6E 3m DRH18-E_LE2C04A18EN_250520 HORIZONTAL	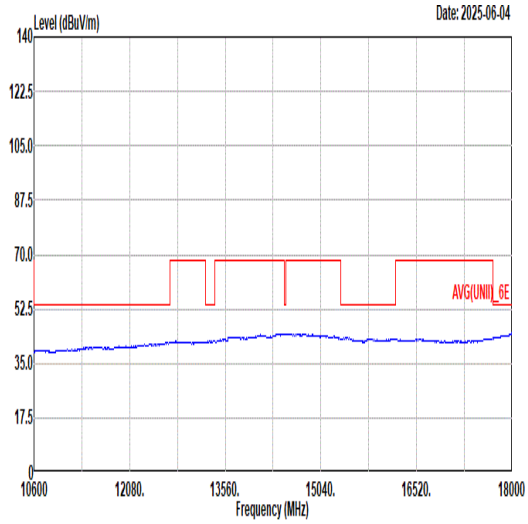 Site : 03CH22-HY Condition: AVG(UNII)_6E 3m DRH18-E_LE2C04A18EN_250520 VERTICAL

Mode	5	
	Band Edge	
	U-NII-5_5.925-6.425_802.11ax HE20_CH1_Partial RU 106/53_5955MHz	
ANT	1+2	
Pol.	Horizontal	Fundamental
Peak	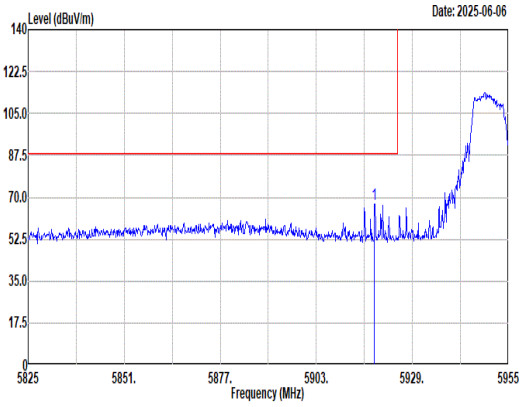 Site : 03CH22-HY Condition: PEAK_BE(UNII)_6E 3m DRH18-E_LE2C04A18EN_250520 HORIZONTAL : RBW:1000.000kHz VBW:3000.000kHz SWT:Auto Freq Level Limit Line Margin Read Level Ant Factor Cable Loss Preamp Factor Aux Factor APos TPos Remark 1 5918.73 67.28 88.20 -20.92 54.98 33.66 12.77 35.03 0.90 101 124 Peak	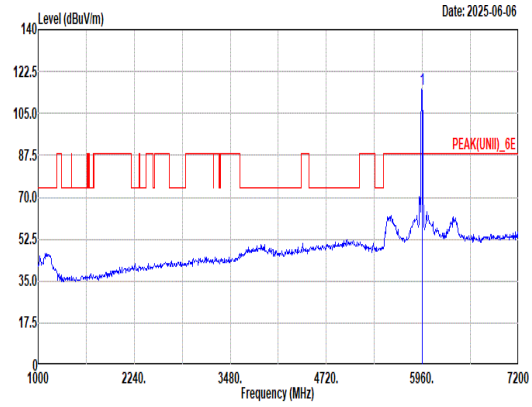 Site : 03CH22-HY Condition: PEAK(UNII)_6E 3m DRH18-E_LE2C04A18EN_250520 HORIZONTAL : RBW:1000.000kHz VBW:3000.000kHz SWT:Auto Freq Level Limit Line Margin Read Level Ant Factor Cable Loss Preamp Factor Aux Factor APos TPos Remark 1 5955.00 115.19 ------ ------ 102.95 33.60 12.84 35.04 0.84 101 124 Peak
Avg	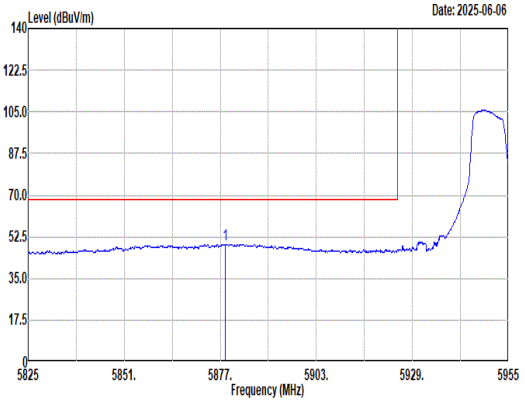 Site : 03CH22-HY Condition: AVG_BE(UNII)_6E 3m DRH18-E_LE2C04A18EN_250520 HORIZONTAL : RBW:1000.000kHz VBW:0.120kHz SWT:Auto Freq Level Limit Line Margin Read Level Ant Factor Cable Loss Preamp Factor Aux Factor APos TPos Remark 1 5878.30 49.37 68.20 -18.83 37.09 33.66 12.67 35.02 0.97 101 124 Average	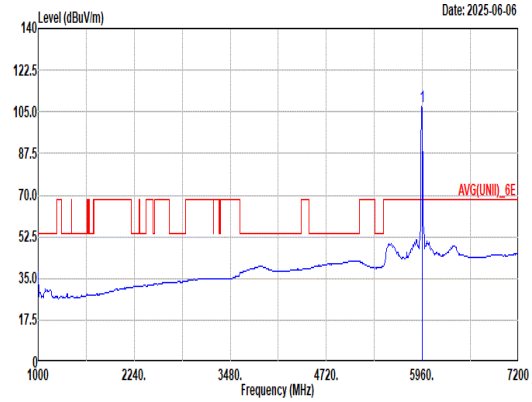 Site : 03CH22-HY Condition: AVG(UNII)_6E 3m DRH18-E_LE2C04A18EN_250520 HORIZONTAL : RBW:1000.000kHz VBW:0.120kHz SWT:Auto Freq Level Limit Line Margin Read Level Ant Factor Cable Loss Preamp Factor Aux Factor APos TPos Remark 1 5955.00 107.06 ------ ------ 94.82 33.60 12.84 35.04 0.84 101 124 Average

Mode	5	
	Band Edge	
	U-NII-5_5.925-6.425_802.11ax HE20_CH1_Partial RU 106/53_5955MHz	
ANT	1+2	
Pol.	Vertical	Fundamental
Peak	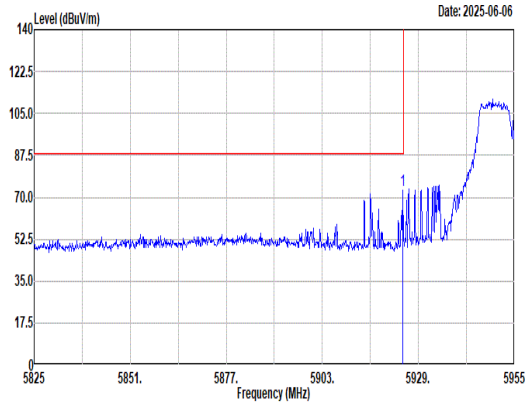 Site : 03CH22-HY Condition: PEAK_BE(UNII)_6E 3m DRH18-E_LE2C04A18EN_250520 VERTICAL : RBW:1000.000kHz VBW:3000.000kHz SWT:Auto Freq Level Limit Line Margin Read Level Ant Factor Cable Loss Preamp Factor Aux Factor APos TPos Remark MHz dBuV/m dBuV/m dB dBuV dB/m dB dB dB cm deg 1 5924.71 72.93 88.20 -15.27 60.64 33.65 12.78 35.03 0.89 100 335 Peak	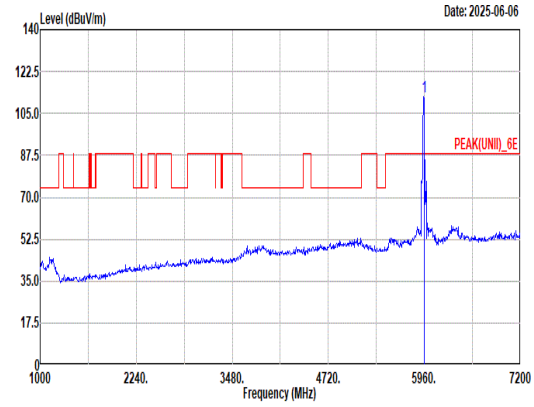 Site : 03CH22-HY Condition: PEAK(UNII)_6E 3m DRH18-E_LE2C04A18EN_250520 VERTICAL : RBW:1000.000kHz VBW:3000.000kHz SWT:Auto Freq Level Limit Line Margin Read Level Ant Factor Cable Loss Preamp Factor Aux Factor APos TPos Remark MHz dBuV/m dBuV/m dB dBuV dB/m dB dB dB cm deg 1 5955.00 111.99 ------ ------ 99.75 33.60 12.84 35.04 0.84 100 335 Peak
Avg	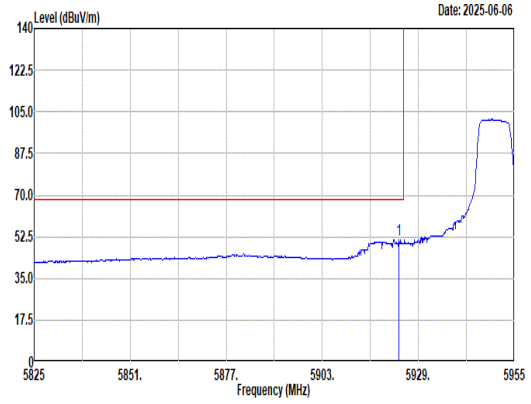 Site : 03CH22-HY Condition: AVG_BE(UNII)_6E 3m DRH18-E_LE2C04A18EN_250520 VERTICAL : RBW:1000.000kHz VBW:0.120kHz SWT:Auto Freq Level Limit Line Margin Read Level Ant Factor Cable Loss Preamp Factor Aux Factor APos TPos Remark MHz dBuV/m dBuV/m dB dBuV dB/m dB dB dB cm deg 1 5923.80 51.39 68.20 -16.81 39.10 33.65 12.78 35.03 0.89 100 335 Average	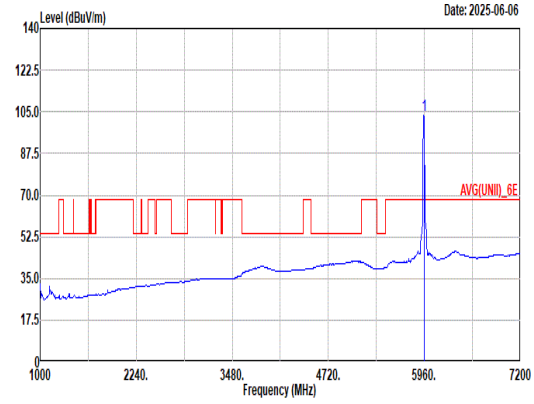 Site : 03CH22-HY Condition: AVG(UNII)_6E 3m DRH18-E_LE2C04A18EN_250520 VERTICAL : RBW:1000.000kHz VBW:0.120kHz SWT:Auto Freq Level Limit Line Margin Read Level Ant Factor Cable Loss Preamp Factor Aux Factor APos TPos Remark MHz dBuV/m dBuV/m dB dBuV dB/m dB dB dB cm deg 1 5955.00 103.31 ------ ------ 91.07 33.60 12.84 35.04 0.84 100 335 Average

Mode	6	
	Harmonic	
	U-NII-5_5.925-6.425_802.11ax HE20_CH49_Full RU_6195MHz	
ANT	1+2	
Pol.	Horizontal	Vertical
Peak Avg	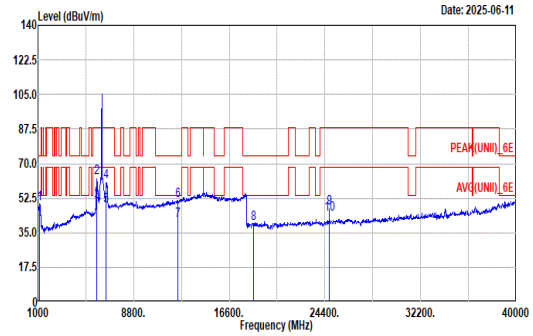 Site : 03CH22-HY Condition: PEAK(UNII)_6E 1m SHF_1225_240624 HORIZONTAL Freq Level Limit Line Margin Read Level Ant Factor Cable Loss Preamp Factor Aux Factor APos TPos Remark MHz dBuV/m dBuV/m dB dBuV dB/m dB dB dB cm deg 1 1120.00 49.89 74.00 -24.11 51.83 24.20 5.51 31.94 0.29 -- -- Peak 2 5768.00 63.09 88.20 -25.11 50.84 33.74 12.46 35.00 1.05 100 134 Peak 3 5768.00 50.87 68.20 -17.33 38.62 33.74 12.46 35.00 1.05 100 134 Average 4 6560.00 60.67 88.20 -27.53 45.57 36.12 13.49 35.35 0.84 100 56 Peak 5 6560.00 48.86 68.20 -19.34 33.76 36.12 13.49 35.35 0.84 100 56 Average 6 12390.00 51.43 74.00 -22.57 34.01 39.88 18.66 41.12 0.00 -- -- Peak 7 12390.00 41.30 54.00 -12.70 23.88 39.88 18.66 41.12 0.00 -- -- Average 8 18585.00 39.62 74.00 -34.38 54.43 38.33 22.85 66.45 -9.54 -- -- Peak 9 24780.00 47.43 88.20 -40.77 51.33 39.30 26.62 60.28 -9.54 170 20 Peak 10 24780.00 44.35 68.20 -23.85 48.25 39.30 26.62 60.28 -9.54 170 20 Average	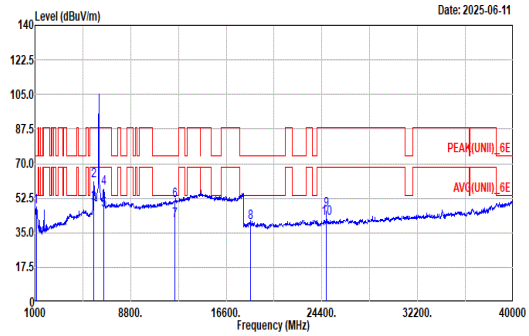 Site : 03CH22-HY Condition: PEAK(UNII)_6E 1m SHF_1225_240624 VERTICAL Freq Level Limit Line Margin Read Level Ant Factor Cable Loss Preamp Factor Aux Factor APos TPos Remark MHz dBuV/m dBuV/m dB dBuV dB/m dB dB dB cm deg 1 1096.00 48.30 74.00 -25.70 50.87 23.62 5.45 31.94 0.30 -- -- Peak 2 5776.00 61.46 88.20 -26.74 49.18 33.75 12.46 35.00 1.07 374 130 Peak 3 5776.00 49.47 68.20 -18.73 37.19 33.75 12.46 35.00 1.07 374 130 Average 4 6608.00 57.50 88.20 -30.70 42.31 36.22 13.56 35.43 0.84 102 341 Peak 5 6608.00 46.62 68.20 -21.58 31.43 36.22 13.56 35.43 0.84 102 341 Average 6 12390.00 51.34 74.00 -22.66 33.92 39.88 18.66 41.12 0.00 -- -- Peak 7 12390.00 41.35 54.00 -12.65 23.93 39.88 18.66 41.12 0.00 -- -- Average 8 18585.00 40.27 74.00 -33.73 55.08 38.33 22.85 66.45 -9.54 -- -- Peak 9 24780.00 46.39 88.20 -41.81 50.29 39.30 26.62 60.28 -9.54 193 45 Peak 10 24780.00 42.34 68.20 -25.86 46.24 39.30 26.62 60.28 -9.54 193 45 Average

Mode	6	
	Harmonic	
	U-NII-5_5.925-6.425_802.11ax HE20_CH49_Full RU_6195MHz	
ANT	1+2	
Pol.	Horizontal	Vertical
10.6G ~18G Avg	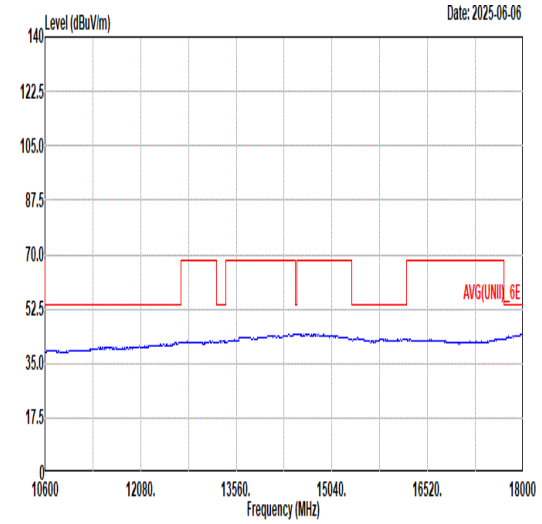 Site : 03CH22-HY Condition: AVG(UNII)_6E 3m DRH18-E_LE2C04A18EN_250520 HORIZONTAL	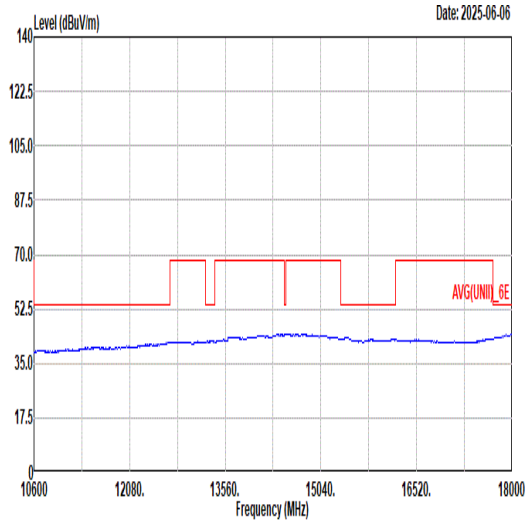 Site : 03CH22-HY Condition: AVG(UNII)_6E 3m DRH18-E_LE2C04A18EN_250520 VERTICAL

Mode	7	
	Harmonic	
	U-NII-5_5.925-6.425_802.11ax HE20_CH93_Full RU_6415MHz	
ANT	1+2	
Pol.	Horizontal	Vertical
Peak Avg	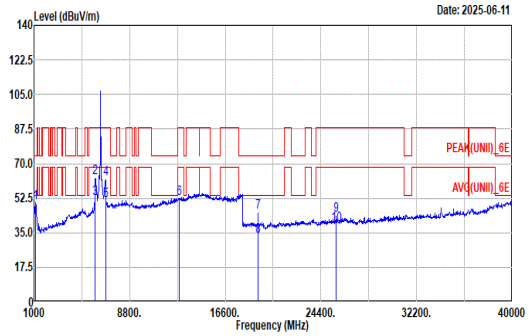 Site : 03CH22-HY Condition: PEAK(UNII)_6E 1m SHF_1225_240624 HORIZONTAL Freq Level Limit Line Margin Read Level Ant Factor Cable Loss Preamp Factor Aux Factor APos TPos Remark MHz dBuV/m dBuV/m dB dBuV dB/m dB dB dB cm deg 1 1128.00 50.25 74.00 -23.75 52.16 24.20 5.54 31.94 0.29 -- -- Peak 2 6000.00 62.99 88.20 -25.21 50.52 33.80 12.97 35.05 0.75 100 120 Peak 3 6000.00 52.09 68.20 -16.11 39.62 33.80 12.97 35.05 0.75 100 120 Average 4 6832.00 62.14 88.20 -26.06 46.68 36.60 13.87 35.82 0.81 100 58 Peak 5 6832.00 50.99 68.20 -17.21 35.53 36.60 13.87 35.82 0.81 100 58 Average 6 12830.00 52.06 88.20 -36.14 33.65 40.64 18.98 41.21 0.00 -- -- Peak 7 19245.00 45.25 74.00 -28.75 58.93 38.02 23.29 65.45 -9.54 202 62 Peak 8 19245.00 33.14 54.00 -20.86 46.82 38.02 23.29 65.45 -9.54 202 62 Average 9 25660.00 43.59 88.20 -44.61 47.15 39.28 27.30 60.60 -9.54 170 24 Peak 10 25660.00 39.17 68.20 -29.03 42.73 39.28 27.30 60.60 -9.54 170 24 Average	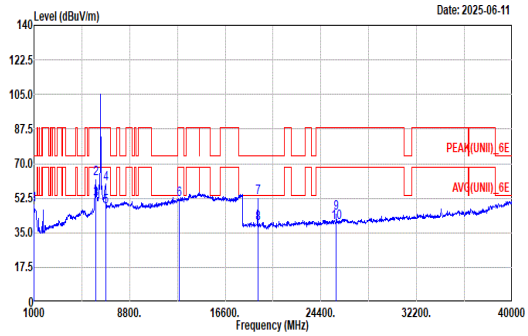 Site : 03CH22-HY Condition: PEAK(UNII)_6E 1m SHF_1225_240624 VERTICAL Freq Level Limit Line Margin Read Level Ant Factor Cable Loss Preamp Factor Aux Factor APos TPos Remark MHz dBuV/m dBuV/m dB dBuV dB/m dB dB dB cm deg 1 1000.00 49.15 74.00 -24.85 52.30 23.30 5.19 31.94 0.30 -- -- Peak 2 6024.00 62.25 88.20 -25.95 49.65 33.90 13.00 35.06 0.76 277 38 Peak 3 6024.00 51.84 68.20 -16.36 39.24 33.90 13.00 35.06 0.76 277 38 Average 4 6832.00 59.88 88.20 -28.32 44.42 36.60 13.87 35.82 0.81 100 43 Peak 5 6832.00 47.87 68.20 -20.33 32.41 36.60 13.87 35.82 0.81 100 43 Average 6 12830.00 51.92 88.20 -36.28 33.51 40.64 18.98 41.21 0.00 -- -- Peak 7 19245.00 52.94 74.00 -21.06 66.62 38.02 23.29 65.45 -9.54 172 7 Peak 8 19245.00 39.79 54.00 -14.21 53.47 38.02 23.29 65.45 -9.54 172 7 Average 9 25660.00 44.78 88.20 -43.42 48.34 39.28 27.30 60.60 -9.54 218 131 Peak 10 25660.00 40.06 68.20 -28.14 43.62 39.28 27.30 60.60 -9.54 218 131 Average

Mode	7	
	Harmonic	
	U-NII-5_5.925-6.425_802.11ax HE20_CH93_Full RU_6415MHz	
ANT	1+2	
Pol.	Horizontal	Vertical
10.6G ~18G Avg	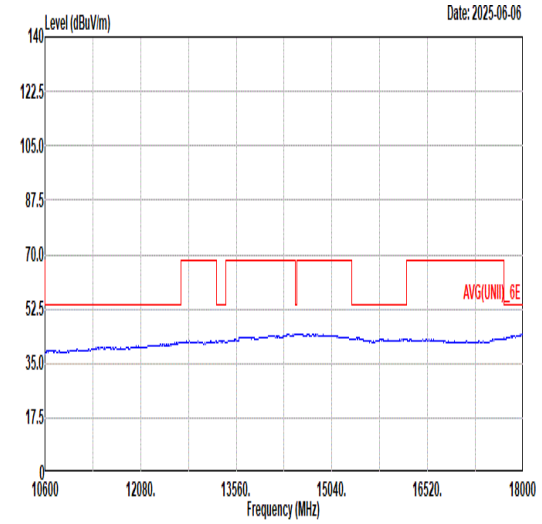 Site : 03CH22-HY Condition: AVG(UNII)_6E 3m DRH18-E_LE2C04A18EN_250520 HORIZONTAL	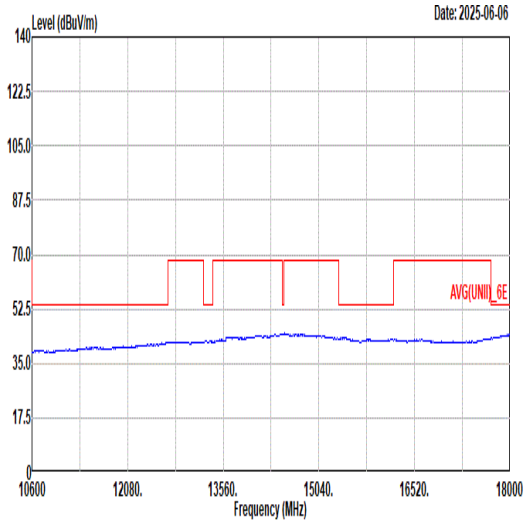 Site : 03CH22-HY Condition: AVG(UNII)_6E 3m DRH18-E_LE2C04A18EN_250520 VERTICAL

Mode	8	
	Band Edge	
	U-NII-5_5.925-6.425_802.11ax HE40_CH3_Full RU_5965MHz	
ANT	1+2	
Pol.	Horizontal	Fundamental
Peak	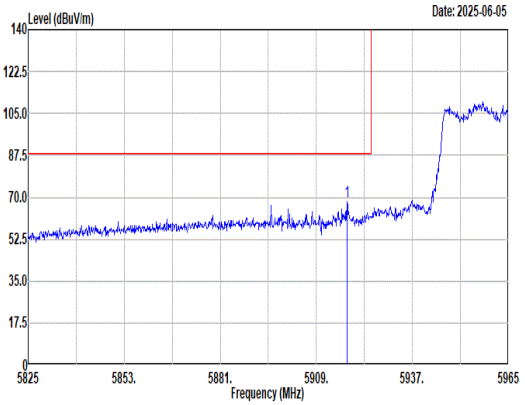 Site : 03CH22-HY Condition: PEAK_BE(UNII)_6E 3m DRH18-E_LE2C04A18EN_250520 HORIZONTAL : RBW:1000.000kHz VBW:3000.000kHz SWT:Auto Freq Level Limit Line Margin Read Level Ant Factor Cable Loss Preamp Factor Aux Factor APos TPos Remark MHz dBuV/m dBuV/m dB dBuV dB/m dB dB dB cm deg 1 5917.96 68.00 88.20 -20.20 55.71 33.66 12.76 35.03 0.90 101 116 Peak	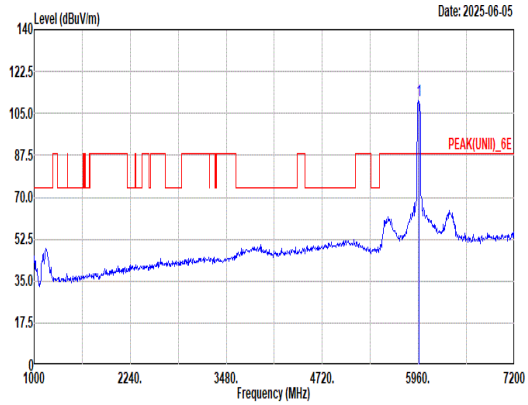 Site : 03CH22-HY Condition: PEAK(UNII)_6E 3m DRH18-E_LE2C04A18EN_250520 HORIZONTAL : RBW:1000.000kHz VBW:3000.000kHz SWT:Auto Freq Level Limit Line Margin Read Level Ant Factor Cable Loss Preamp Factor Aux Factor APos TPos Remark MHz dBuV/m dBuV/m dB dBuV dB/m dB dB dB cm deg 1 5965.00 110.37 ------ ------ 98.11 33.62 12.85 35.04 0.83 101 116 Peak
Avg	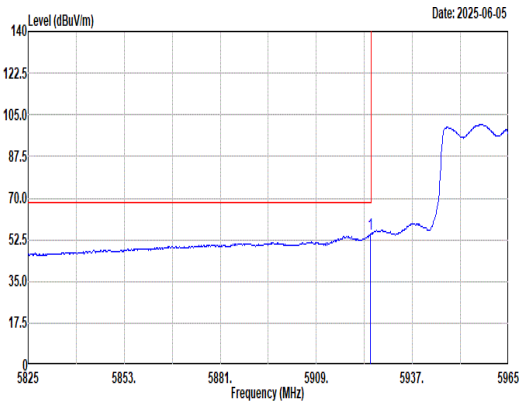 Site : 03CH22-HY Condition: AVG_BE(UNII)_6E 3m DRH18-E_LE2C04A18EN_250520 HORIZONTAL : RBW:1000.000kHz VBW:0.560kHz SWT:Auto Freq Level Limit Line Margin Read Level Ant Factor Cable Loss Preamp Factor Aux Factor APos TPos Remark MHz dBuV/m dBuV/m dB dBuV dB/m dB dB dB cm deg 1 5924.82 54.88 68.20 -13.32 42.59 33.65 12.78 35.03 0.89 101 116 Average	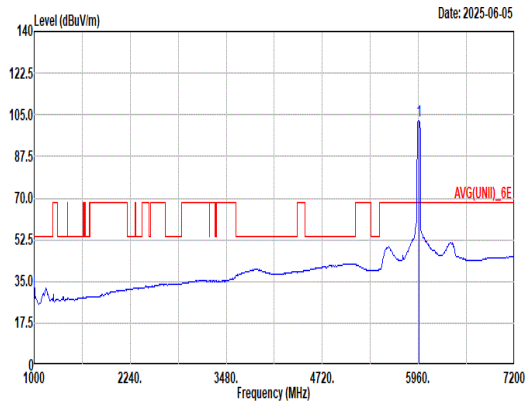 Site : 03CH22-HY Condition: AVG(UNII)_6E 3m DRH18-E_LE2C04A18EN_250520 HORIZONTAL : RBW:1000.000kHz VBW:0.560kHz SWT:Auto Freq Level Limit Line Margin Read Level Ant Factor Cable Loss Preamp Factor Aux Factor APos TPos Remark MHz dBuV/m dBuV/m dB dBuV dB/m dB dB dB cm deg 1 5965.00 102.49 ------ ------ 90.20 33.64 12.87 35.04 0.82 101 116 Average

Mode	8	
	Band Edge	
	U-NII-5_5.925-6.425_802.11ax HE40_CH3_Full RU_5965MHz	
ANT	1+2	
Pol.	Vertical	Fundamental
Peak	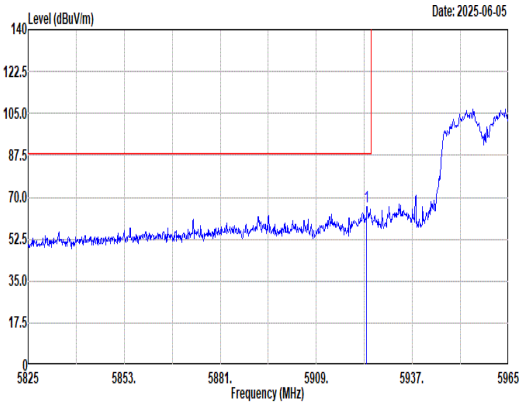 Site : 03CH22-HY Condition: PEAK_BE(UNII)_6E 3m DRH18-E_LE2C04A18EN_250520 VERTICAL : RBW:1000.000kHz VBW:3000.000kHz SWT:Auto Freq Level Limit Line Margin Read Level Ant Factor Cable Loss Preamp Factor Aux Factor APos TPos Remark MHz dBuV/m dBuV/m dB dBuV dB/m dB dB dB cm deg 1 5923.70 66.23 88.20 -21.97 53.94 33.65 12.78 35.03 0.89 324 138 Peak	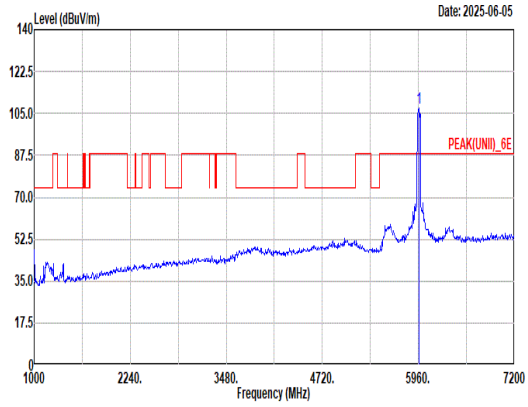 Site : 03CH22-HY Condition: PEAK(UNII)_6E 3m DRH18-E_LE2C04A18EN_250520 VERTICAL : RBW:1000.000kHz VBW:3000.000kHz SWT:Auto Freq Level Limit Line Margin Read Level Ant Factor Cable Loss Preamp Factor Aux Factor APos TPos Remark MHz dBuV/m dBuV/m dB dBuV dB/m dB dB dB cm deg 1 5965.00 107.18 ------ ------ 94.83 33.69 12.90 35.04 0.80 324 138 Peak
Avg	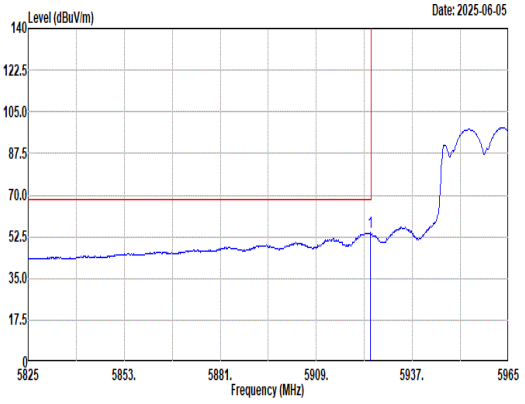 Site : 03CH22-HY Condition: AVG_BE(UNII)_6E 3m DRH18-E_LE2C04A18EN_250520 VERTICAL : RBW:1000.000kHz VBW:0.560kHz SWT:Auto Freq Level Limit Line Margin Read Level Ant Factor Cable Loss Preamp Factor Aux Factor APos TPos Remark MHz dBuV/m dBuV/m dB dBuV dB/m dB dB dB cm deg 1 5924.82 54.40 68.20 -13.80 42.11 33.65 12.78 35.03 0.89 324 138 Average	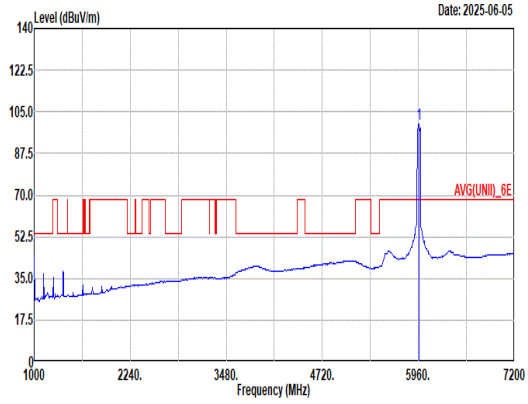 Site : 03CH22-HY Condition: AVG(UNII)_6E 3m DRH18-E_LE2C04A18EN_250520 VERTICAL : RBW:1000.000kHz VBW:0.560kHz SWT:Auto Freq Level Limit Line Margin Read Level Ant Factor Cable Loss Preamp Factor Aux Factor APos TPos Remark MHz dBuV/m dBuV/m dB dBuV dB/m dB dB dB cm deg 1 5965.00 99.84 ------ ------ 87.52 33.66 12.89 35.04 0.81 324 138 Average

Mode	8	
	Harmonic	
	U-NII-5_5.925-6.425_802.11ax HE40_CH3_Full RU_5965MHz	
ANT	1+2	
Pol.	Horizontal	Vertical
Peak Avg	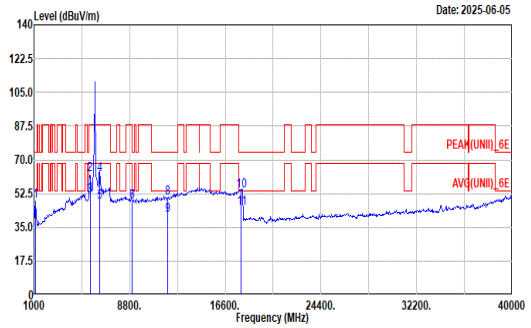 Site : 03CH22-HY Condition: PEAK(UNII)_6E 3m DRH18-E_LE2C04A18EN_250520 HORIZONTAL	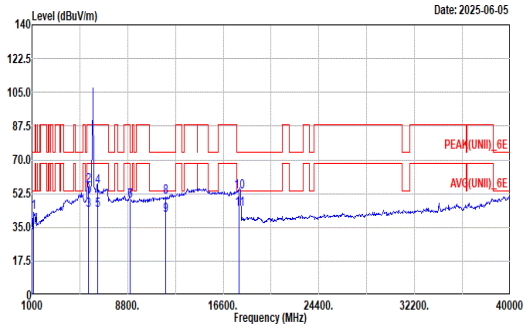 Site : 03CH22-HY Condition: PEAK(UNII)_6E 3m DRH18-E_LE2C04A18EN_250520 VERTICAL

Horizontal:

	Freq	Level	Limit Line	Margin	Read Level	Ant Factor	Cable Loss	Preamp Factor	Aux Factor	APos	TPos	Remark
	MHz	dBuV/m	dBuV/m	dB	dBuV	dB/m	dB	dB	dB	cm	deg	
1	1148.80	48.68	74.00	-25.32	50.73	24.01	5.59	31.94	0.29	--	--	Peak
2	5569.40	62.25	88.20	-25.95	51.31	32.74	12.41	34.96	0.75	100	120	Peak
3	5569.40	51.06	68.20	-17.14	40.12	32.74	12.41	34.96	0.75	100	120	Average
4	6356.80	62.22	88.20	-25.98	47.69	35.53	13.34	35.19	0.85	100	56	Peak
5	6356.80	48.11	68.20	-20.09	33.58	35.53	13.34	35.19	0.85	100	56	Average
6	9000.00	48.10	74.00	-25.90	31.98	37.30	15.95	38.09	0.96	200	285	Peak
7	9000.00	48.10	74.00	-25.90	31.98	37.30	15.95	38.09	0.96	200	285	Peak
8	11930.00	50.00	74.00	-24.00	33.55	39.16	18.13	40.84	0.00	--	--	Peak
9	11930.00	40.98	54.00	-13.02	24.53	39.16	18.13	40.84	0.00	--	--	Average
10	17895.00	53.87	74.00	-20.13	35.95	41.38	22.24	45.70	0.00	--	--	Peak
11	17895.00	44.83	54.00	-9.17	26.91	41.38	22.24	45.70	0.00	--	--	Average

Vertical:

	Freq	Level	Limit Line	Margin	Read Level	Ant Factor	Cable Loss	Preamp Factor	Aux Factor	APos	TPos	Remark
	MHz	dBuV/m	dBuV/m	dB	dBuV	dB/m	dB	dB	dB	cm	deg	
1	1148.80	42.92	74.00	-31.08	44.97	24.01	5.59	31.94	0.29	--	--	Peak
2	5594.20	56.69	88.20	-31.51	45.69	32.79	12.42	34.96	0.75	100	123	Peak
3	5594.20	43.80	68.20	-24.40	32.80	32.79	12.42	34.96	0.75	100	123	Average
4	6356.80	56.15	88.20	-32.05	41.62	35.53	13.34	35.19	0.85	100	0	Peak
5	6356.80	43.82	68.20	-24.38	29.29	35.53	13.34	35.19	0.85	100	0	Average
6	9000.00	48.81	74.00	-25.19	32.69	37.30	15.95	38.09	0.96	202	0	Peak
7	9000.00	48.81	74.00	-25.19	32.69	37.30	15.95	38.09	0.96	202	0	Peak
8	11930.00	50.46	74.00	-23.54	34.01	39.16	18.13	40.84	0.00	--	--	Peak
9	11930.00	41.38	54.00	-12.62	24.93	39.16	18.13	40.84	0.00	--	--	Average
10	17895.00	53.28	74.00	-20.72	35.36	41.38	22.24	45.70	0.00	--	--	Peak
11	17895.00	44.26	54.00	-9.74	26.34	41.38	22.24	45.70	0.00	--	--	Average

Mode	8	
	Harmonic	
	U-NII-5_5.925-6.425_802.11ax HE40_CH3_Full RU_5965MHz	
ANT	1+2	
Pol.	Horizontal	Vertical
10.6G ~18G Avg	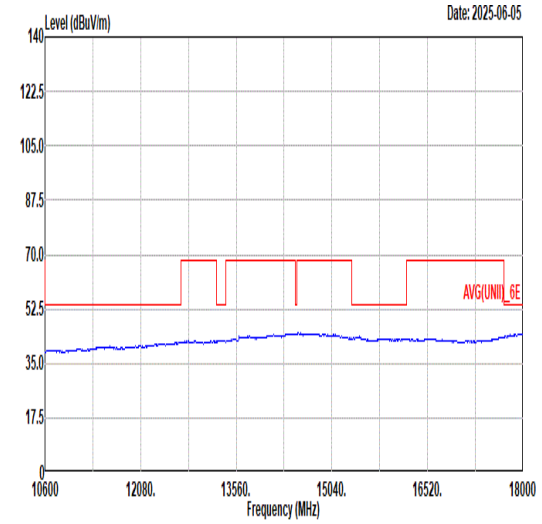 Site : 03CH22-HY Condition: AVG(UNII)_6E 3m DRH18-E_LE2C04A18EN_250520 HORIZONTAL	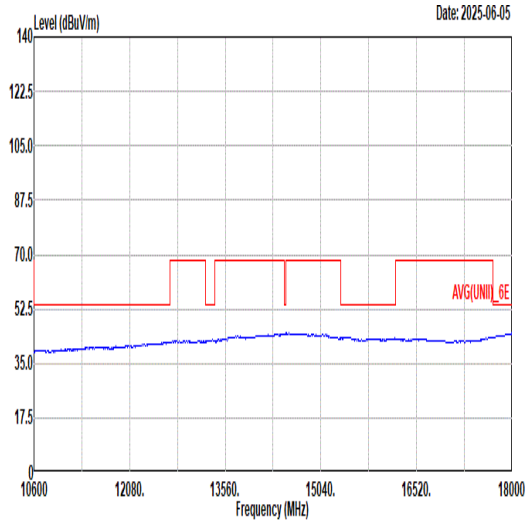 Site : 03CH22-HY Condition: AVG(UNII)_6E 3m DRH18-E_LE2C04A18EN_250520 VERTICAL

Mode	9	
	Band Edge	
	U-NII-5_5.925-6.425_802.11ax HE40_CH3_Partial RU 242/61_5965MHz	
ANT	1+2	
Pol.	Horizontal	Fundamental
Peak	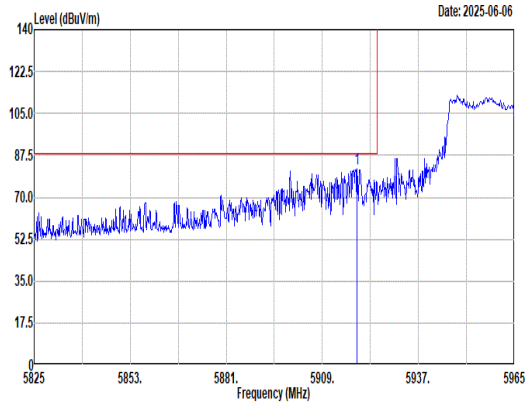 Site : 03CH22-HY Condition: PEAK_BE(UNII)_6E 3m DRH18-E_LE2C04A18EN_250520 HORIZONTAL : RBW:1000.000kHz VBW:3000.000kHz SWT:Auto Freq Level Limit Line Margin Read Level Ant Factor Cable Loss Preamp Factor Aux Factor APos TPos Remark MHz dBuV/m dBuV/m dB dBuV dB/m dB dB dB cm deg 1 5919.08 81.71 88.20 -6.49 69.41 33.66 12.77 35.03 0.90 100 119 Peak	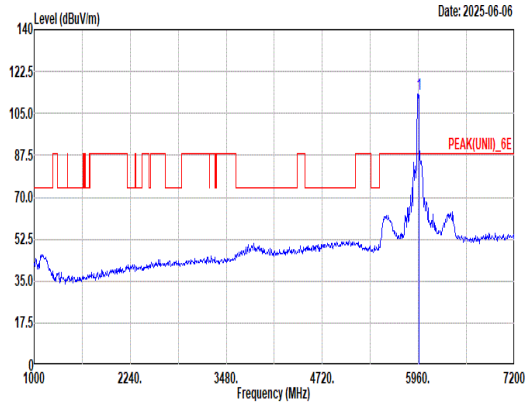 Site : 03CH22-HY Condition: PEAK(UNII)_6E 3m DRH18-E_LE2C04A18EN_250520 HORIZONTAL : RBW:1000.000kHz VBW:3000.000kHz SWT:Auto Freq Level Limit Line Margin Read Level Ant Factor Cable Loss Preamp Factor Aux Factor APos TPos Remark MHz dBuV/m dBuV/m dB dBuV dB/m dB dB dB cm deg 1 5965.00 112.92 ------ ------ 100.68 33.60 12.84 35.04 0.84 100 119 Peak
Avg	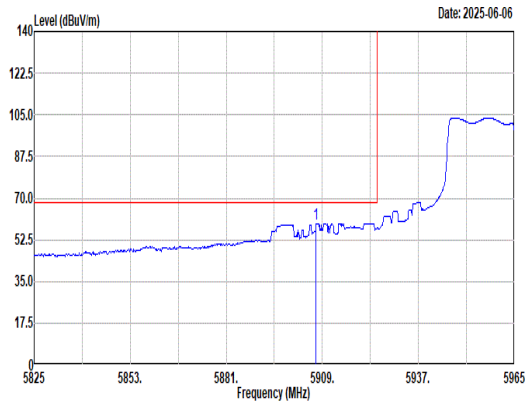 Site : 03CH22-HY Condition: AVG_BE(UNII)_6E 3m DRH18-E_LE2C04A18EN_250520 HORIZONTAL : RBW:1000.000kHz VBW:0.010kHz SWT:Auto Freq Level Limit Line Margin Read Level Ant Factor Cable Loss Preamp Factor Aux Factor APos TPos Remark MHz dBuV/m dBuV/m dB dBuV dB/m dB dB dB cm deg 1 5907.18 59.34 68.20 -8.86 47.02 33.69 12.74 35.03 0.92 100 119 Average	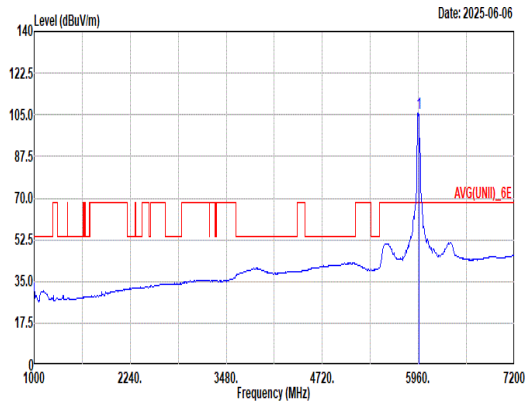 Site : 03CH22-HY Condition: AVG(UNII)_6E 3m DRH18-E_LE2C04A18EN_250520 HORIZONTAL : RBW:1000.000kHz VBW:0.010kHz SWT:Auto Freq Level Limit Line Margin Read Level Ant Factor Cable Loss Preamp Factor Aux Factor APos TPos Remark MHz dBuV/m dBuV/m dB dBuV dB/m dB dB dB cm deg 1 5965.00 105.53 ------ ------ 93.29 33.60 12.84 35.04 0.84 100 119 Average

Mode	9	
	Band Edge	
	U-NII-5_5.925-6.425_802.11ax HE40_CH3_Partial RU 242/61_5965MHz	
ANT	1+2	
Pol.	Vertical	Fundamental
Peak	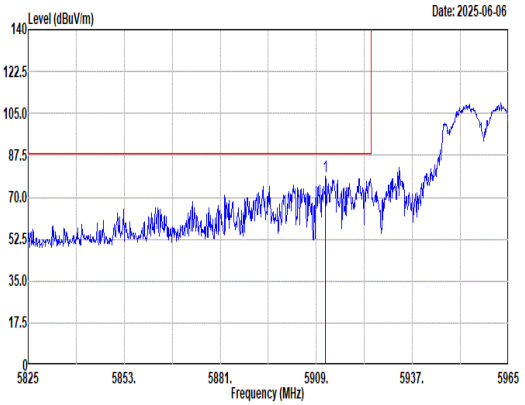 Site : 03CH22-HY Condition: PEAK_BE(UNII)_6E 3m DRH18-E_LE2C04A18EN_250520 VERTICAL : RBW:1000.000kHz VBW:3000.000kHz SWT:Auto Freq Level Limit Line Margin Read Level Ant Factor Cable Loss Preamp Factor Aux Factor APos TPos Remark MHz dBuV/m dBuV/m dB dBuV dB/m dB dB dB cm deg 1 5911.66 78.67 88.20 -9.53 66.36 33.68 12.75 35.03 0.91 359 132 Peak	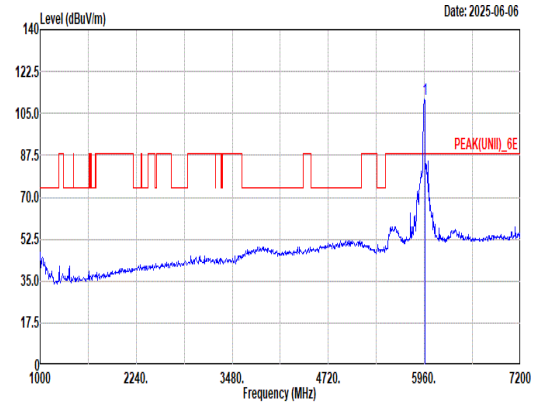 Site : 03CH22-HY Condition: PEAK(UNII)_6E 3m DRH18-E_LE2C04A18EN_250520 VERTICAL : RBW:1000.000kHz VBW:3000.000kHz SWT:Auto Freq Level Limit Line Margin Read Level Ant Factor Cable Loss Preamp Factor Aux Factor APos TPos Remark MHz dBuV/m dBuV/m dB dBuV dB/m dB dB dB cm deg 1 5965.00 111.19 ------ ------ 98.90 33.64 12.87 35.04 0.82 359 132 Peak
Avg	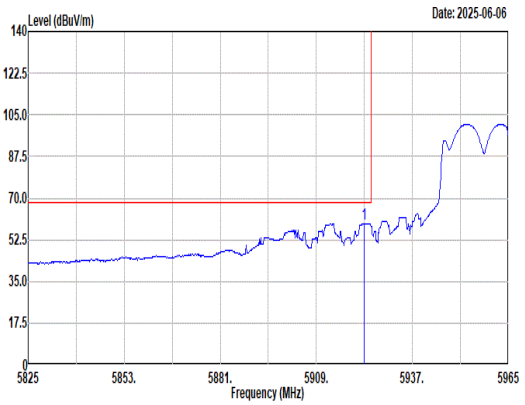 Site : 03CH22-HY Condition: AVG_BE(UNII)_6E 3m DRH18-E_LE2C04A18EN_250520 VERTICAL : RBW:1000.000kHz VBW:0.010kHz SWT:Auto Freq Level Limit Line Margin Read Level Ant Factor Cable Loss Preamp Factor Aux Factor APos TPos Remark MHz dBuV/m dBuV/m dB dBuV dB/m dB dB dB cm deg 1 5923.00 59.26 68.20 -8.94 46.97 33.65 12.78 35.03 0.89 359 132 Average	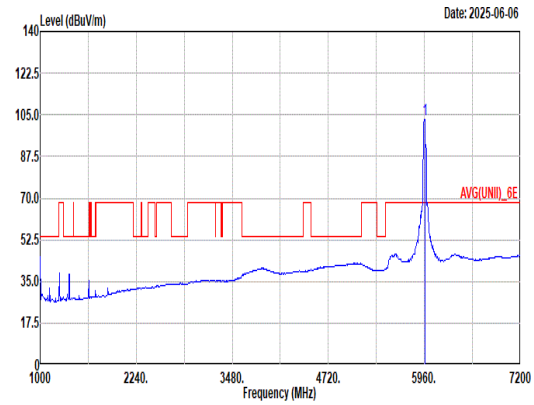 Site : 03CH22-HY Condition: AVG(UNII)_6E 3m DRH18-E_LE2C04A18EN_250520 VERTICAL : RBW:1000.000kHz VBW:0.010kHz SWT:Auto Freq Level Limit Line Margin Read Level Ant Factor Cable Loss Preamp Factor Aux Factor APos TPos Remark MHz dBuV/m dBuV/m dB dBuV dB/m dB dB dB cm deg 1 5965.00 102.81 ------ ------ 90.55 33.62 12.85 35.04 0.83 359 132 Average

Mode	10	
	Harmonic	
	U-NII-5_5.925-6.425_802.11ax HE40_CH51_Full RU_6205MHz	
ANT	1+2	
Pol.	Horizontal	Vertical
Peak Avg	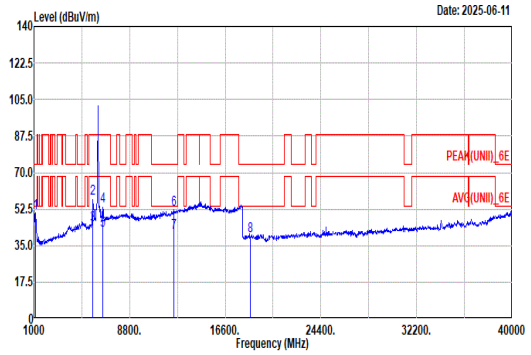 Site : 03CH22-HY Condition: PEAK(UNII)_6E 1m SHF_1225_240624 HORIZONTAL	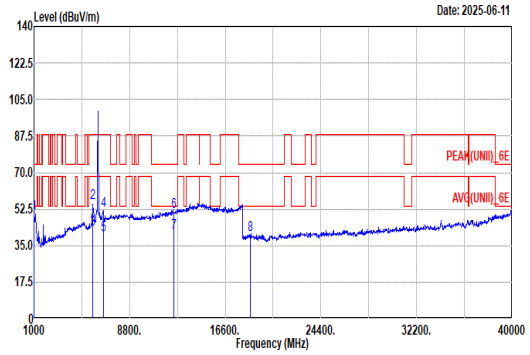 Site : 03CH22-HY Condition: PEAK(UNII)_6E 1m SHF_1225_240624 VERTICAL

Horizontal:

	Freq	Level	Limit Line	Margin	Read Level	Ant Factor	Cable Loss	Preamp Factor	Aux Factor	APos	TPos	Remark
	MHz	dBuV/m	dBuV/m	dB	dBuV	dB/m	dB	dB	dB	cm	deg	
1	1120.00	50.82	74.00	-23.18	52.76	24.20	5.51	31.94	0.29	--	--	Peak
2	5792.00	57.68	88.20	-30.52	45.33	33.78	12.47	35.00	1.10	100	125	Peak
3	5792.00	44.80	68.20	-23.40	32.45	33.78	12.47	35.00	1.10	100	125	Average
4	6632.00	53.90	88.20	-34.30	38.67	36.26	13.60	35.47	0.84	100	58	Peak
5	6632.00	42.31	68.20	-25.89	27.08	36.26	13.60	35.47	0.84	100	58	Average
6	12410.00	52.30	74.00	-21.70	34.84	39.90	18.69	41.13	0.00	--	--	Peak
7	12410.00	41.23	54.00	-12.77	23.77	39.90	18.69	41.13	0.00	--	--	Average
8	18615.00	39.58	74.00	-34.42	54.34	38.30	22.87	66.39	-9.54	--	--	Peak

Vertical:

	Freq	Level	Limit Line	Margin	Read Level	Ant Factor	Cable Loss	Preamp Factor	Aux Factor	APos	TPos	Remark
	MHz	dBuV/m	dBuV/m	dB	dBuV	dB/m	dB	dB	dB	cm	deg	
1	1008.00	50.12	74.00	-23.88	53.25	23.30	5.21	31.94	0.30	--	--	Peak
2	5768.00	55.67	88.20	-32.53	43.42	33.74	12.46	35.00	1.05	393	132	Peak
3	5768.00	42.85	68.20	-25.35	30.60	33.74	12.46	35.00	1.05	393	132	Average
4	6656.00	51.62	88.20	-36.58	36.34	36.32	13.64	35.51	0.83	100	360	Peak
5	6656.00	40.41	68.20	-27.79	25.13	36.32	13.64	35.51	0.83	100	360	Average
6	12410.00	51.43	74.00	-22.57	33.97	39.90	18.69	41.13	0.00	--	--	Peak
7	12410.00	41.29	54.00	-12.71	23.83	39.90	18.69	41.13	0.00	--	--	Average
8	18615.00	40.04	74.00	-33.96	54.80	38.30	22.87	66.39	-9.54	--	--	Peak