MIMO <Ant. 1+2(2)>

EUT Mode	802.11ax HE160 FullRU

Plot on 6025 MHz

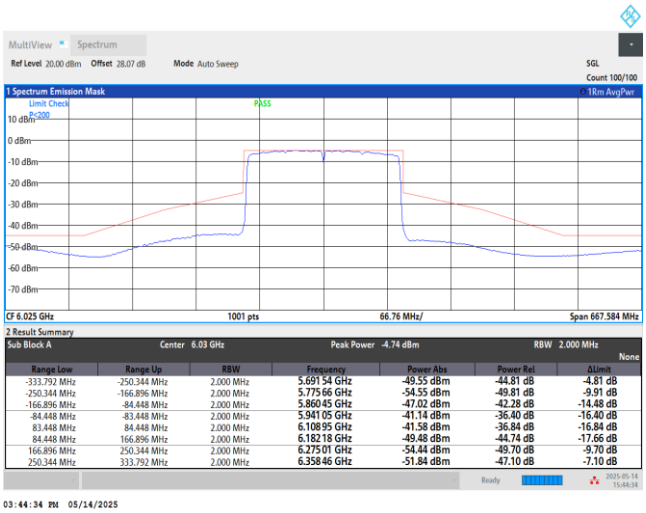

03:44:34 PM 05/14/2025

Plot on 6185 MHz

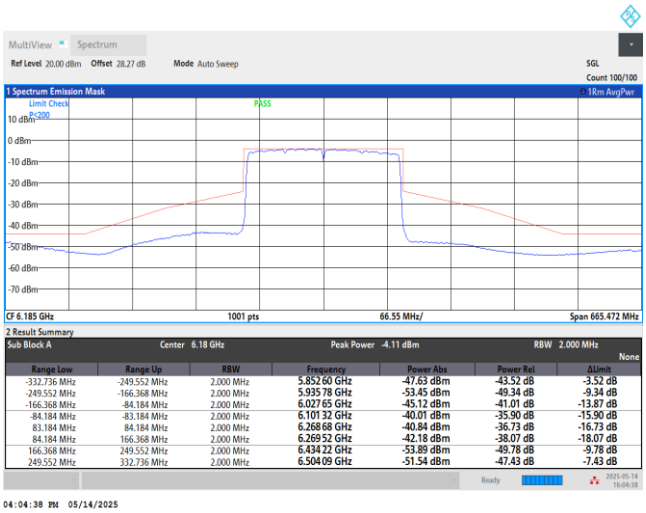

04:04:38 PM 05/14/2025

Plot on 6345 MHz

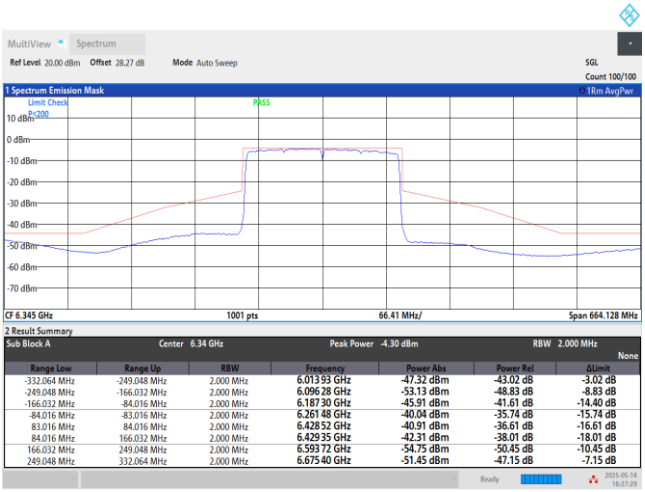

04:27:30 PM 05/14/2025

Plot on 6505 MHz

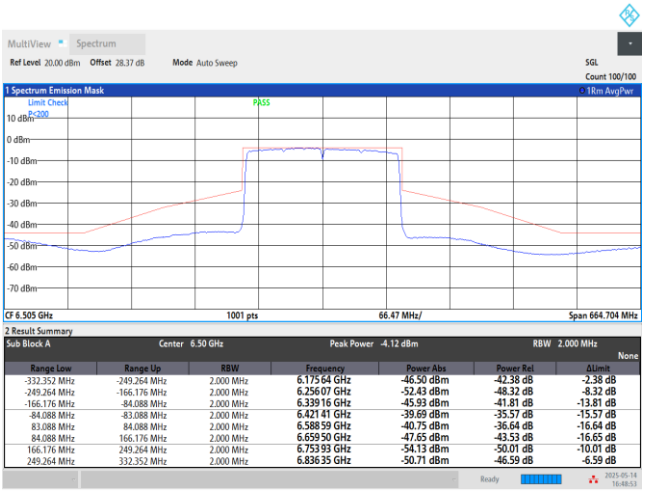

04:48:53 PM 05/14/2025

Plot on 6665 MHz

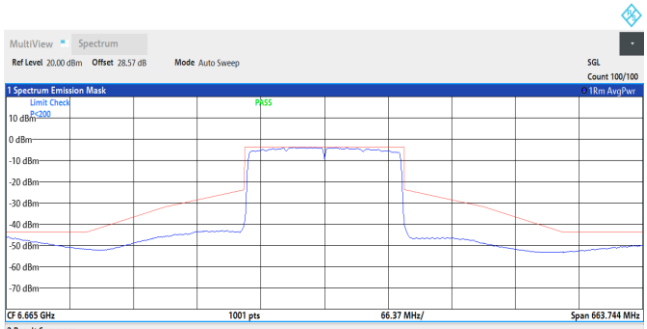

2 Result Summary

Sub Block A	Center 6.67 GHz		Peak Power -3.82 dBm		RBW 2.000 MHz	None
Range Low	Range Up	RBW	Frequency	Power Abs	Power Rel	ΔLimit
-331.872 MHz	-248.904 MHz	2.000 MHz	6.333 46 GHz	-45.94 dBm	-42.12 dB	-2.12 dB
-248.904 MHz	-165.936 MHz	2.000 MHz	6.416 43 GHz	-51.82 dBm	-48.00 dB	-8.00 dB
-165.936 MHz	-83.968 MHz	2.000 MHz	6.509 39 GHz	-44.57 dBm	-40.76 dB	-13.74 dB
-83.968 MHz	-82.968 MHz	2.000 MHz	6.581 53 GHz	-39.69 dBm	-35.88 dB	-15.88 dB
82.968 MHz	83.968 MHz	2.000 MHz	6.748 47 GHz	-39.98 dBm	-36.17 dB	-16.17 dB
83.968 MHz	165.936 MHz	2.000 MHz	6.817 94 GHz	-47.35 dBm	-43.53 dB	-16.78 dB
165.936 MHz	248.904 MHz	2.000 MHz	6.913 57 GHz	-53.12 dBm	-49.30 dB	-9.30 dB
248.904 MHz	331.872 MHz	2.000 MHz	6.995 21 GHz	-49.87 dBm	-46.06 dB	-6.06 dB

05:06:56 PM 05/14/2025

Plot on 6825 MHz

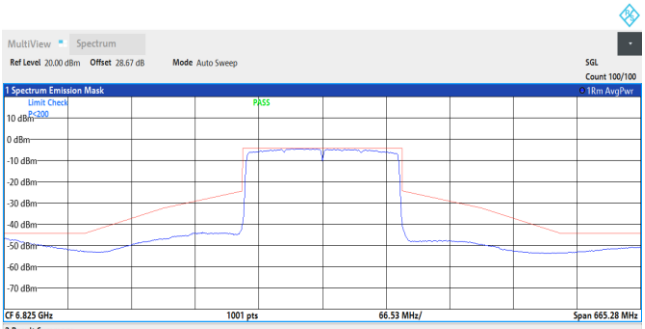

2 Result Summary

Sub Block A	Center 6.83 GHz		Peak Power -4.42 dBm		RBW 2.000 MHz	None
Range Low	Range Up	RBW	Frequency	Power Abs	Power Rel	ΔLimit
-332.640 MHz	-249.480 MHz	2.000 MHz	6.494 02 GHz	-46.57 dBm	-42.15 dB	-2.15 dB
-249.480 MHz	-166.320 MHz	2.000 MHz	6.575 85 GHz	-52.84 dBm	-48.42 dB	-8.42 dB
-166.320 MHz	-84.160 MHz	2.000 MHz	6.669 03 GHz	-45.70 dBm	-41.27 dB	-14.26 dB
-84.160 MHz	-83.160 MHz	2.000 MHz	6.741 34 GHz	-40.57 dBm	-36.15 dB	-16.15 dB
83.160 MHz	84.160 MHz	2.000 MHz	6.908 66 GHz	-40.56 dBm	-36.14 dB	-16.14 dB
84.160 MHz	166.320 MHz	2.000 MHz	6.983 64 GHz	-48.75 dBm	-44.33 dB	-17.05 dB
166.320 MHz	249.480 MHz	2.000 MHz	7.073 48 GHz	-53.56 dBm	-49.14 dB	-9.24 dB
249.480 MHz	332.640 MHz	2.000 MHz	7.153 98 GHz	-50.85 dBm	-46.43 dB	-6.43 dB

05:16:10 PM 05/14/2025

Plot on 6985 MHz

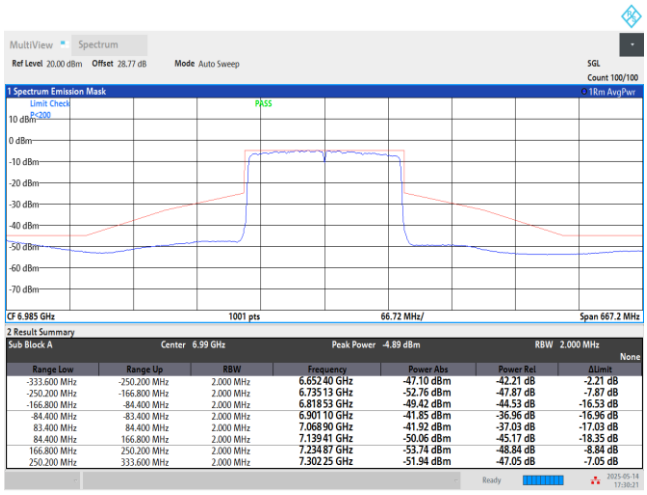

2 Result Summary

Sub Block A	Center 6.99 GHz		Peak Power -4.89 dBm		RBW 2.000 MHz	None
Range Low	Range Up	RBW	Frequency	Power Abs	Power Rel	ΔLimit
-333.600 MHz	-250.200 MHz	2.000 MHz	6.652 40 GHz	-47.10 dBm	-42.21 dB	-2.21 dB
-250.200 MHz	-166.800 MHz	2.000 MHz	6.735 13 GHz	-52.76 dBm	-47.87 dB	-7.87 dB
-166.800 MHz	-84.400 MHz	2.000 MHz	6.818 53 GHz	-49.42 dBm	-44.53 dB	-16.53 dB
-84.400 MHz	-83.400 MHz	2.000 MHz	6.901 10 GHz	-41.85 dBm	-36.96 dB	-16.96 dB
83.400 MHz	84.400 MHz	2.000 MHz	7.068 90 GHz	-41.92 dBm	-37.03 dB	-17.03 dB
84.400 MHz	166.800 MHz	2.000 MHz	7.139 41 GHz	-50.06 dBm	-45.17 dB	-18.35 dB
166.800 MHz	250.200 MHz	2.000 MHz	7.234 87 GHz	-53.74 dBm	-48.84 dB	-8.84 dB
250.200 MHz	333.600 MHz	2.000 MHz	7.302 25 GHz	-51.94 dBm	-47.05 dB	-7.05 dB

05:30:22 PM 05/14/2025

EUT Mode	802.11ax HE160 996RU67

Plot on 6025 MHz

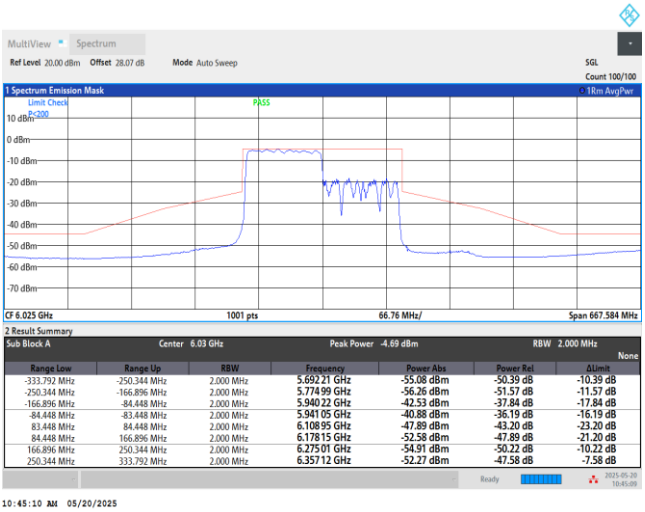

Plot on 6185 MHz

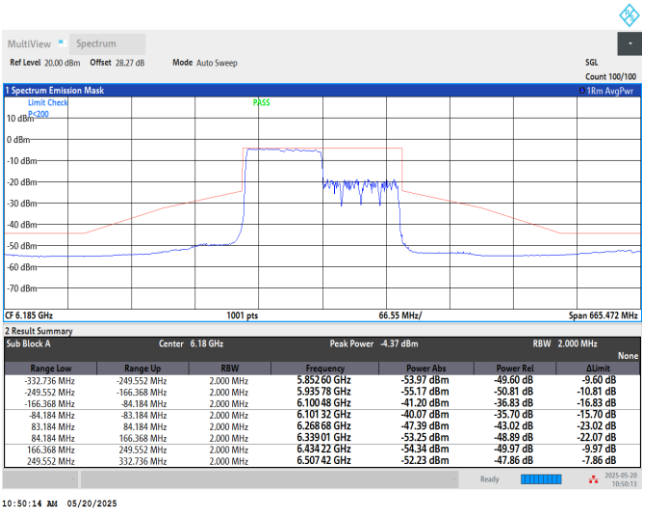

Plot on 6505 MHz

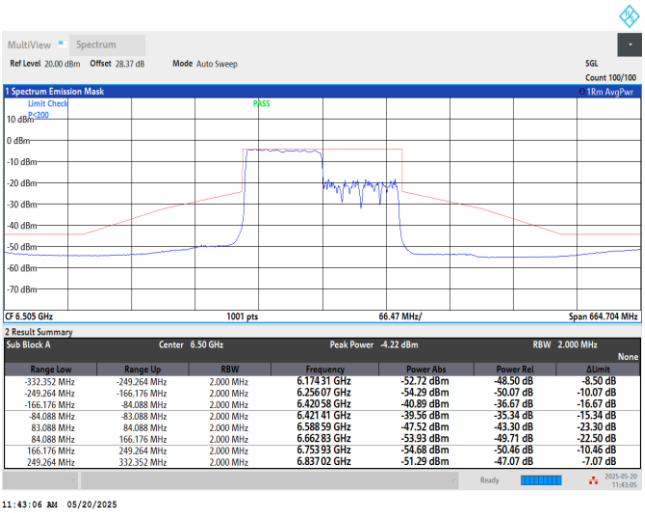

Plot on 6665 MHz

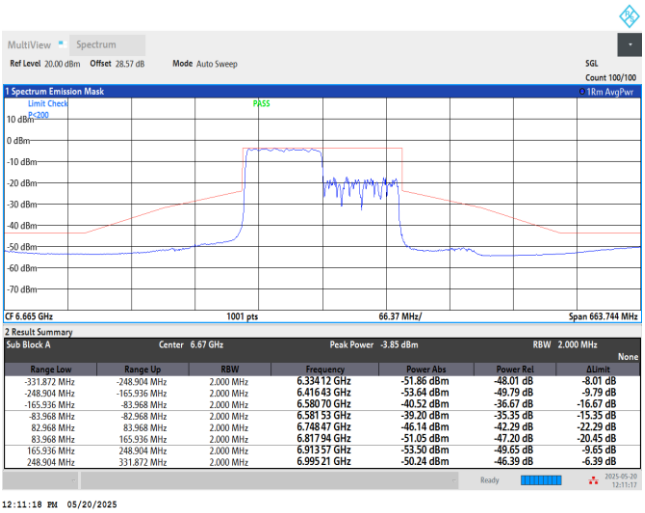

Plot on 6825 MHz

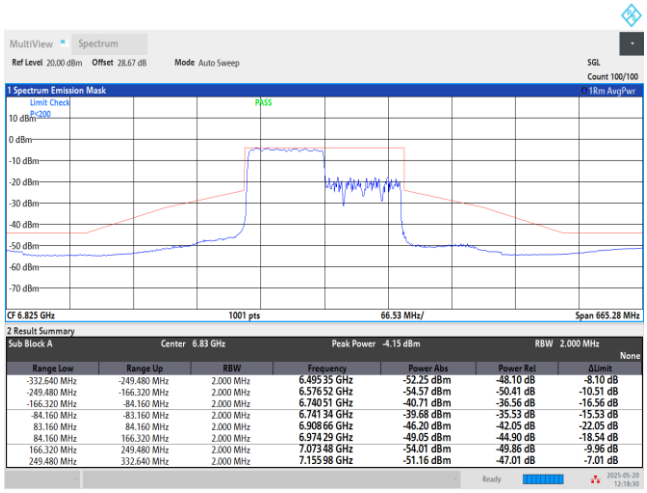

12:18:30 PM 05/20/2025

Plot on 6985 MHz

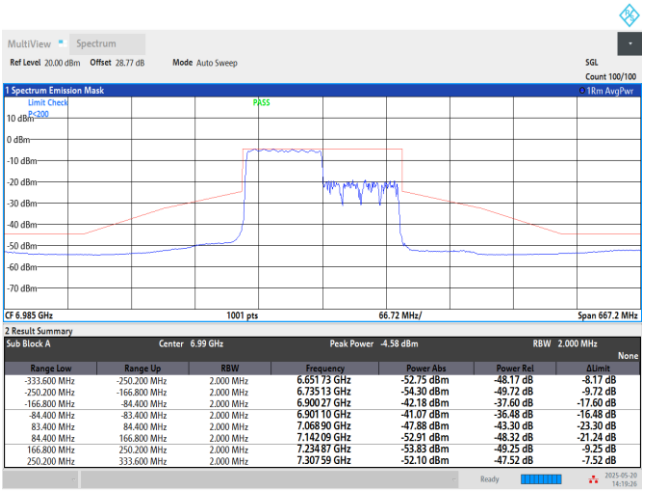

02:19:26 PM 05/20/2025

EUT Mode	802.11ax HE160 996RUS67

Plot on 6345 MHz

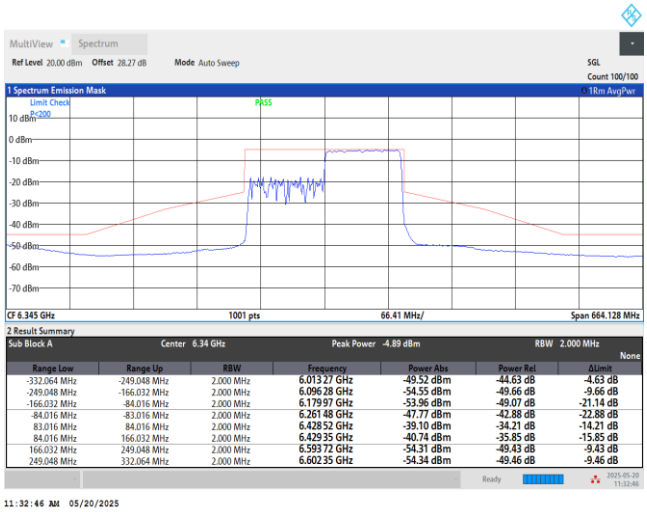

Plot on 6505 MHz

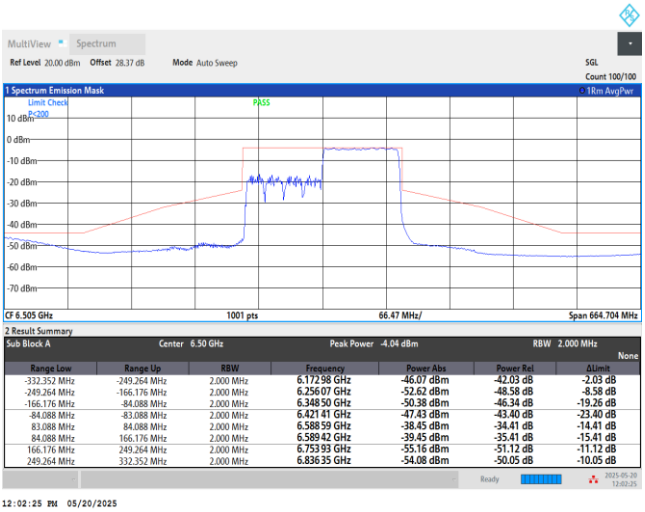

Plot on 6825 MHz

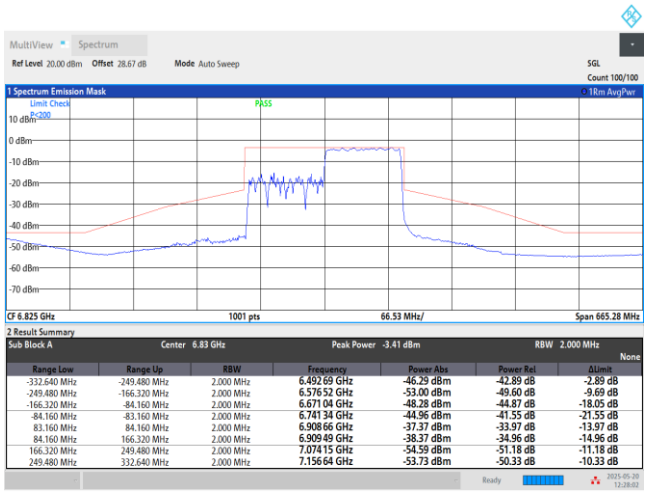

Plot on 6985 MHz

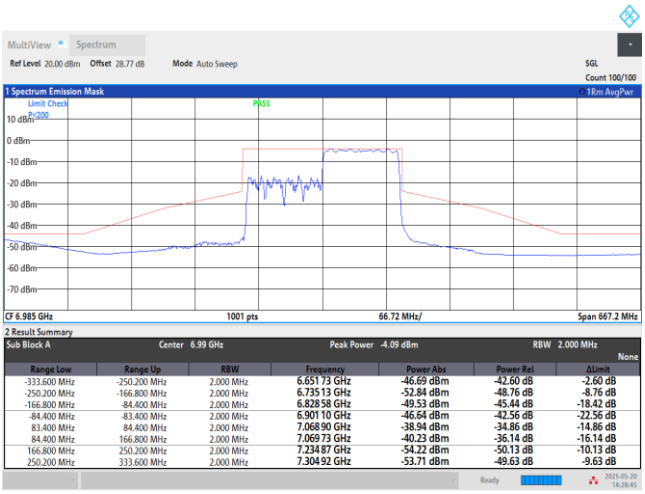

Appendix B. AC Conducted Emission Test Results

Test Engineer :	Louis Chung	**Temperature :**	23.5~26.1℃
		Relative Humidity :	52.3~62.7%

EUT Information

Report NO :	522804
Test Mode :	Mode 1
Test Voltage :	120Vac/60Hz
Phase :	Line

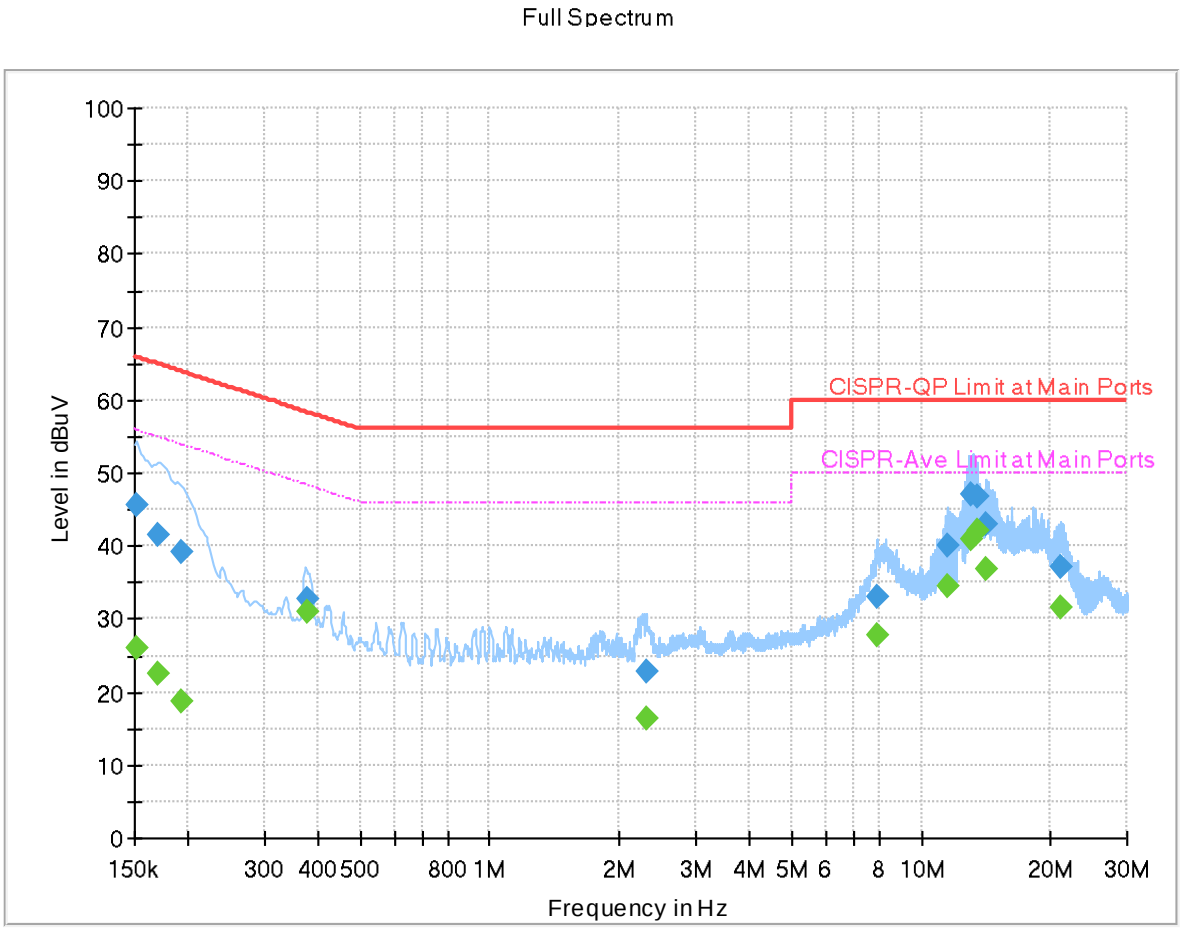

Final_Result

Frequency (MHz)	QuasiPeak (dBuV)	CAverage (dBuV)	Limit (dBuV)	Margin (dB)	Line	PE	Corr. (dB)
0.151553	---	26.16	55.91	29.75	L1	FLO	20.0
0.151553	45.53	---	65.91	20.38	L1	FLO	20.0
0.170250	---	22.60	54.95	32.35	L1	FLO	20.0
0.170250	41.51	---	64.95	23.44	L1	FLO	20.0
0.192750	---	18.68	53.92	35.24	L1	FLO	20.0
0.192750	39.06	---	63.92	24.86	L1	FLO	20.0
0.375810	---	31.07	48.37	17.30	L1	FLO	20.0
0.375810	32.66	---	58.37	25.71	L1	FLO	20.0
2.303430	---	16.41	46.00	29.59	L1	FLO	20.1
2.303430	22.73	---	56.00	33.27	L1	FLO	20.1
7.926540	---	27.74	50.00	22.26	L1	FLO	20.3
7.926540	33.14	---	60.00	26.86	L1	FLO	20.3
11.467590	---	34.43	50.00	15.57	L1	FLO	20.4
11.467590	40.01	---	60.00	19.99	L1	FLO	20.4
13.058160	---	40.89	50.00	9.11	L1	FLO	20.5
13.058160	47.18	---	60.00	12.82	L1	FLO	20.5
13.559460	---	42.13	50.00	7.87	L1	FLO	20.5
13.559460	46.69	---	60.00	13.31	L1	FLO	20.5
14.170830	---	36.83	50.00	13.17	L1	FLO	20.6

14.170830	**42.88**	**---**	**60.00**	**17.12**	**L1**	**FLO**	**20.6**
21.048450	**---**	**31.53**	**50.00**	**18.47**	**L1**	**FLO**	**20.8**
21.048450	**37.15**	**---**	**60.00**	**22.85**	**L1**	**FLO**	**20.8**

EUT Information

Report NO :	522804
Test Mode :	Mode 1
Test Voltage :	120Vac/60Hz
Phase :	Neutral

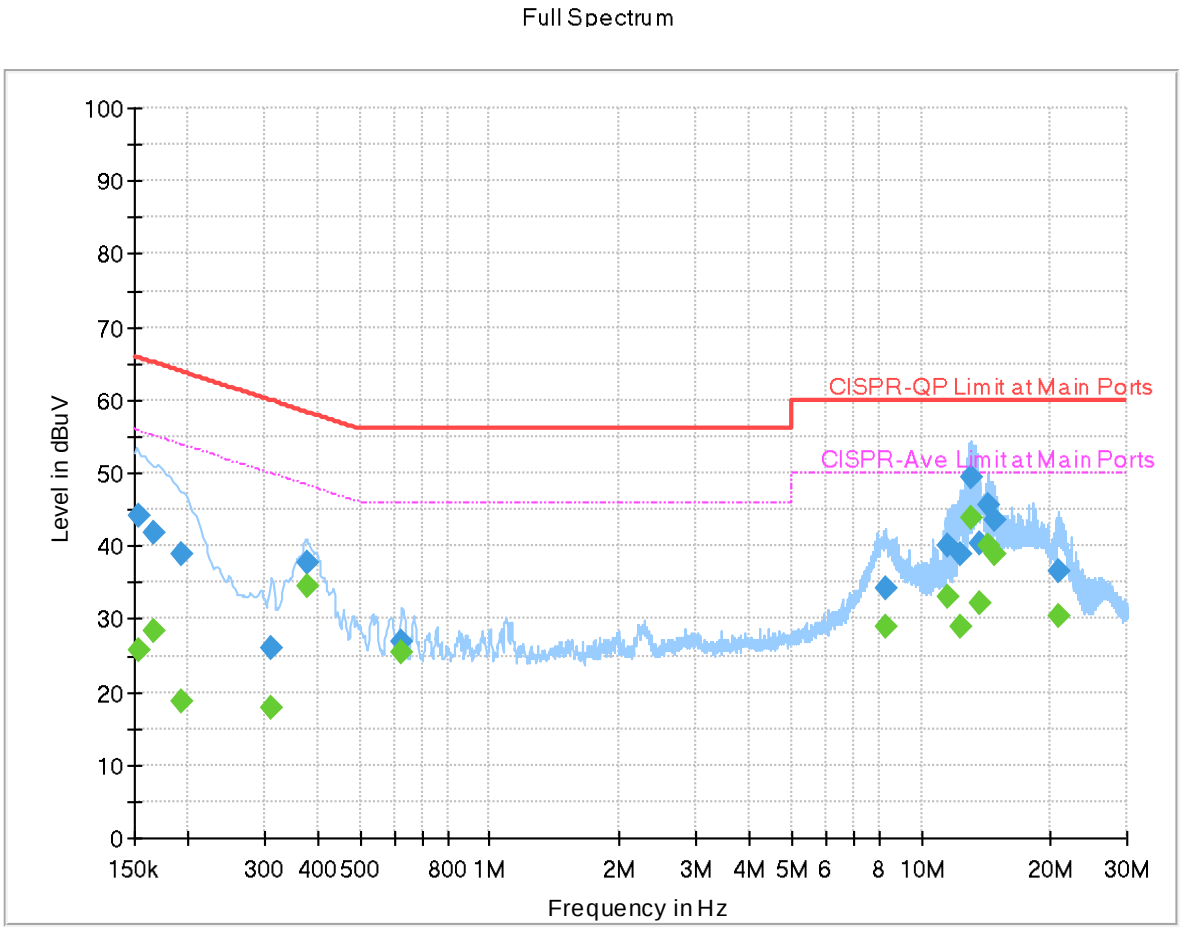

Final_Result

Frequency (MHz)	QuasiPeak (dBuV)	CAverage (dBuV)	Limit (dBuV)	Margin (dB)	Line	PE	Corr. (dB)
0.153105	---	25.82	55.83	30.01	N	FLO	20.0
0.153105	44.10	---	65.83	21.73	N	FLO	20.0
0.165750	---	28.31	55.17	26.86	N	FLO	20.0
0.165750	41.68	---	65.17	23.49	N	FLO	20.0
0.192750	---	18.75	53.92	35.17	N	FLO	20.0
0.192750	38.96	---	63.92	24.96	N	FLO	20.0
0.311190	---	17.92	49.94	32.02	N	FLO	20.0
0.311190	25.96	---	59.94	33.98	N	FLO	20.0
0.379230	---	34.38	48.30	13.92	N	FLO	20.0
0.379230	37.74	---	58.30	20.56	N	FLO	20.0
0.625380	---	25.39	46.00	20.61	N	FLO	20.0
0.625380	26.87	---	56.00	29.13	N	FLO	20.0
8.241000	---	28.90	50.00	21.10	N	FLO	20.3
8.241000	34.20	---	60.00	25.80	N	FLO	20.3
11.464350	---	32.90	50.00	17.10	N	FLO	20.4
11.464350	39.92	---	60.00	20.08	N	FLO	20.4
12.383250	---	29.02	50.00	20.98	N	FLO	20.5
12.383250	38.78	---	60.00	21.22	N	FLO	20.5
13.067340	---	43.89	50.00	6.11	N	FLO	20.5

13.067340	49.33	---	60.00	10.67	N	FLO	20.5
13.732080	---	32.16	50.00	17.84	N	FLO	20.6
13.732080	40.21	---	60.00	19.79	N	FLO	20.6
14.275500	---	40.04	50.00	9.96	N	FLO	20.6
14.275500	45.47	---	60.00	14.53	N	FLO	20.6
14.741250	---	39.00	50.00	11.00	N	FLO	20.6
14.741250	43.60	---	60.00	16.40	N	FLO	20.6
20.734710	---	30.39	50.00	19.61	N	FLO	20.9
20.734710	36.41	---	60.00	23.59	N	FLO	20.9

Appendix C. Radiated Spurious Emission Test Data

Test Engineer :	Ken Kuo, York Huang and White Hou	**Temperature :**	20.8~23.4°C
		Relative Humidity :	54.5~62.8%

Note symbol

-L	**Low channel location**
-R	**High channel location**

C1. Radiated Spurious Emission Test Modes

Mode	Band	Band (GHz)	Antenna	Modulation	Channel	Frequency	Data Rate	RU	Remark
Mode 1	U-NII-5	5.925-6.425	1+2	802.11a	1	5955	MCS0	-	-
Mode 2	U-NII-5	5.925-6.425	1+2	802.11a	49	6195	MCS0	-	-
Mode 3	U-NII-5	5.925-6.425	1+2	802.11a	93	6415	MCS0	-	-
Mode 4	U-NII-5	5.925-6.425	1+2	802.11ax HE20	1	5955	MCS0	Full RU	-
Mode 5	U-NII-5	5.925-6.425	1+2	802.11ax HE20	1	5955	MCS0	Partial RU 106/53	-
Mode 6	U-NII-5	5.925-6.425	1+2	802.11ax HE20	49	6195	MCS0	Full RU	-
Mode 7	U-NII-5	5.925-6.425	1+2	802.11ax HE20	93	6415	MCS0	Full RU	-
Mode 8	U-NII-5	5.925-6.425	1+2	802.11ax HE40	3	5965	MCS0	Full RU	-
Mode 9	U-NII-5	5.925-6.425	1+2	802.11ax HE40	3	5965	MCS0	Partial RU 242/61	-
Mode 10	U-NII-5	5.925-6.425	1+2	802.11ax HE40	51	6205	MCS0	Full RU	-
Mode 11	U-NII-5	5.925-6.425	1+2	802.11ax HE40	91	6405	MCS0	Full RU	-

Mode	Band	Band (GHz)	Antenna	Modulation	Channel	Frequency	Data Rate	RU	Remark
Mode 12	U-NII-5	5.925-6.425	1+2	802.11ax HE80	7	5985	MCS0	Full RU	-
Mode 13	U-NII-5	5.925-6.425	1+2	802.11ax HE80	7	5985	MCS0	Partial RU 484/65	-
Mode 14	U-NII-5	5.925-6.425	1+2	802.11ax HE80	55	6225	MCS0	Full RU	-
Mode 15	U-NII-5	5.925-6.425	1+2	802.11ax HE80	87	6385	MCS0	Full RU	-
Mode 16	U-NII-5	5.925-6.425	1+2	802.11ax HE160	15	6025	MCS0	Full RU	-
Mode 17	U-NII-5	5.925-6.425	1+2	802.11ax HE160	15	6025	MCS0	Partial RU 996/67	-
Mode 18	U-NII-5	5.925-6.425	1+2	802.11ax HE160	47	6185	MCS0	Full RU	-
Mode 19	U-NII-5	5.925-6.425	1+2	802.11ax HE160	79	6345	MCS0	Full RU	-
Mode 20	U-NII-6	6.425-6.525	1+2	802.11a	97	6435	MCS0	-	-
Mode 21	U-NII-6	6.425-6.525	1+2	802.11a	105	6475	MCS0	-	-
Mode 22	U-NII-6	6.425-6.525	1+2	802.11a	113	6515	MCS0	-	-

Mode	Band	Band (GHz)	Antenna	Modulation	Channel	Frequency	Data Rate	RU	Remark
Mode 23	U-NII-6	6.425-6.525	1+2	802.11ax HE20	97	6435	MCS0	Full RU	-
Mode 24	U-NII-6	6.425-6.525	1+2	802.11ax HE20	105	6475	MCS0	Full RU	-
Mode 25	U-NII-6	6.425-6.525	1+2	802.11ax HE20	113	6515	MCS0	Full RU	-
Mode 26	U-NII-6	6.425-6.525	1+2	802.11ax HE40	99	6445	MCS0	Full RU	-
Mode 27	U-NII-6	6.425-6.525	1+2	802.11ax HE40	107	6485	MCS0	Full RU	-
Mode 28	U-NII-6	6.425-6.525	1+2	802.11ax HE40	115	6525	MCS0	Full RU	-
Mode 29	U-NII-6	6.425-6.525	1+2	802.11ax HE80	103	6465	MCS0	Full RU	-
Mode 30	U-NII-6	6.425-6.525	1+2	802.11ax HE160	111	6505	MCS0	Full RU	-
Mode 31	U-NII-7	6.525-6.875	1+2	802.11a	117	6535	MCS0	-	-
Mode 32	U-NII-7	6.525-6.875	1+2	802.11a	149	6695	MCS0	-	-
Mode 33	U-NII-7	6.525-6.875	1+2	802.11a	185	6875	MCS0	-	-

Mode	Band	Band (GHz)	Antenna	Modulation	Channel	Frequency	Data Rate	RU	Remark
Mode 34	U-NII-7	6.525-6.875	1+2	802.11ax HE20	117	6535	MCS0	Full RU	-
Mode 35	U-NII-7	6.525-6.875	1+2	802.11ax HE20	149	6695	MCS0	Full RU	-
Mode 36	U-NII-7	6.525-6.875	1+2	802.11ax HE20	185	6875	MCS0	Full RU	-
Mode 37	U-NII-7	6.525-6.875	1+2	802.11ax HE40	123	6565	MCS0	Full RU	-
Mode 38	U-NII-7	6.525-6.875	1+2	802.11ax HE40	147	6685	MCS0	Full RU	-
Mode 39	U-NII-7	6.525-6.875	1+2	802.11ax HE40	187	6885	MCS0	Full RU	-
Mode 40	U-NII-7	6.525-6.875	1+2	802.11ax HE80	135	6625	MCS0	Full RU	-
Mode 41	U-NII-7	6.525-6.875	1+2	802.11ax HE80	151	6705	MCS0	Full RU	-
Mode 42	U-NII-7	6.525-6.875	1+2	802.11ax HE80	183	6865	MCS0	Full RU	-
Mode 43	U-NII-7	6.525-6.875	1+2	802.11ax HE160	143	6665	MCS0	Full RU	-
Mode 44	U-NII-7	6.525-6.875	1+2	802.11ax HE160	175	6825	MCS0	Full RU	-

Mode	Band	Band (GHz)	Antenna	Modulation	Channel	Frequency	Data Rate	RU	Remark
Mode 45	U-NII-8	6.875-7.125	1+2	802.11a	189	6895	MCS0	-	-
Mode 46	U-NII-8	6.875-7.125	1+2	802.11a	209	6995	MCS0	-	-
Mode 47	U-NII-8	6.875-7.125	1+2	802.11a	233	7115	MCS0	-	-
Mode 48	U-NII-8	6.875-7.125	1+2	802.11ax HE20	189	6895	MCS0	Full RU	-
Mode 49	U-NII-8	6.875-7.125	1+2	802.11ax HE20	209	6995	MCS0	Full RU	-
Mode 50	U-NII-8	6.875-7.125	1+2	802.11ax HE20	233	7115	MCS0	Full RU	-
Mode 51	U-NII-8	6.875-7.125	1+2	802.11ax HE20	233	7115	MCS0	Partial RU 106/54	-
Mode 52	U-NII-8	6.875-7.125	1+2	802.11ax HE40	195	6925	MCS0	Full RU	-
Mode 53	U-NII-8	6.875-7.125	1+2	802.11ax HE40	211	7005	MCS0	Full RU	-
Mode 54	U-NII-8	6.875-7.125	1+2	802.11ax HE40	227	7085	MCS0	Full RU	-
Mode 55	U-NII-8	6.875-7.125	1+2	802.11ax HE40	227	7085	MCS0	Partial RU 242/62	-

Mode	Band	Band (GHz)	Antenna	Modulation	Channel	Frequency	Data Rate	RU	Remark
Mode 56	U-NII-8	6.875-7.125	1+2	802.11ax HE80	199	6945	MCS0	Full RU	-
Mode 57	U-NII-8	6.875-7.125	1+2	802.11ax HE80	215	7025	MCS0	Full RU	-
Mode 58	U-NII-8	6.875-7.125	1+2	802.11ax HE80	215	7025	MCS0	Partial RU 484/66	-
Mode 59	U-NII-8	6.875-7.125	1+2	802.11ax HE160	207	6985	MCS0	Full RU	-
Mode 60	U-NII-8	6.875-7.125	1+2	802.11ax HE160	207	6985	MCS0	Partial RU 996/68	-
Mode 61	U-NII-8	6.875-7.125	1+2	802.11ax HE20	233	7115	MCS0	Full RU	LF

C2. Summary of each worse mode

Mode	Modulation	Ch.	Freq. (MHz)	Level (dBuV/m)	Limit (dBuV/m)	Margin (dB)	Pol.	Peak Avg.	Result	RU	Remark
1	802.11a	1	5887.40	48.90	68.20	-19.30	H	Avg.	Pass	-	Band Edge
1	802.11a	1	17865.00	44.18	54.00	-9.82	V	Avg.	Pass	-	Harmonic
2	802.11a	49	12390.00	41.52	54.00	-12.48	V	Avg.	Pass	-	Harmonic
3	802.11a	93	19245.00	45.07	54.00	-8.93	V	Avg.	Pass	-	Harmonic
4	802.11ax HE20	1	5924.97	53.44	68.20	-14.76	H	Avg.	Pass	Full RU	Band Edge
4	802.11ax HE20	1	17865.00	44.66	54.00	-9.34	H	Avg.	Pass	Full RU	Harmonic
5	802.11ax HE20	1	5924.71	72.93	88.20	-15.27	V	Peak	Pass	Partial RU 106/53	Band Edge
6	802.11ax HE20	49	12390.00	41.35	54.00	-12.65	V	Avg.	Pass	Full RU	Harmonic
7	802.11ax HE20	93	19245.00	39.79	54.00	-14.21	V	Avg.	Pass	Full RU	Harmonic
8	802.11ax HE40	3	5924.82	54.88	68.20	-13.32	H	Avg.	Pass	Full RU	Band Edge
	802.11ax HE40	3	17895.00	44.83	54.00	-9.17	H	Avg.	Pass	Full RU	Harmonic

Mode	Modulation	Ch.	Freq. (MHz)	Level (dBuV/m)	Limit (dBuV/m)	Margin (dB)	Pol.	Peak Avg.	Result	RU	Remark
9	802.11ax HE40	3	5919.08	81.71	88.20	-6.49	H	Peak	Pass	Partial RU 242/61	Band Edge
10	802.11ax HE40	51	12410.00	41.29	54.00	-12.71	V	Avg.	Pass	Full RU	Harmonic
11	802.11ax HE40	91	19215.00	38.61	54.00	-15.39	V	Avg.	Pass	Full RU	Harmonic
12	802.11ax HE80	7	5916.84	59.84	68.20	-8.36	H	Avg.	Pass	Full RU	Band Edge
	802.11ax HE80	7	17955.00	46.44	54.00	-7.56	H	Avg.	Pass	Full RU	Harmonic
13	802.11ax HE80	7	5918.28	79.43	88.20	-8.77	V	Peak	Pass	Partial RU 484/65	Band Edge
14	802.11ax HE80	55	12450.00	41.55	54.00	-12.45	V	Avg.	Pass	Full RU	Harmonic
15	802.11ax HE80	87	5968.00	51.98	68.20	-16.22	H	Avg.	Pass	Full RU	Harmonic
16	802.11ax HE160	15	5923.00	63.61	68.20	-4.59	H	Avg.	Pass	Full RU	Band Edge
	802.11ax HE160	15	12050.00	42.14	54.00	-11.86	H	Avg.	Pass	Full RU	Harmonic
17	802.11ax HE160	15	5896.60	67.01	68.20	-1.19	H	Avg.	Pass	Partial RU 996/67	Band Edge

Mode	Modulation	Ch.	Freq. (MHz)	Level (dBuV/m)	Limit (dBuV/m)	Margin (dB)	Pol.	Peak Avg.	Result	RU	Remark
18	802.11ax HE160	47	12370.00	41.98	54.00	-12.02	V	Avg.	Pass	Full RU	Harmonic
19	802.11ax HE160	79	12690.00	42.49	54.00	-11.51	V	Avg.	Pass	Full RU	Harmonic
20	802.11a	97	19305.00	45.76	54.00	-8.24	V	Avg.	Pass	-	Harmonic
21	802.11a	105	19425.00	46.47	54.00	-7.53	V	Avg.	Pass	-	Harmonic
22	802.11a	113	19545.00	47.48	54.00	-6.52	V	Avg.	Pass	-	Harmonic
23	802.11ax HE20	97	19305.00	43.00	54.00	-11.00	V	Avg.	Pass	Full RU	Harmonic
24	802.11ax HE20	105	19425.00	43.50	54.00	-10.50	V	Avg.	Pass	Full RU	Harmonic
25	802.11ax HE20	113	19545.00	44.74	54.00	-9.26	V	Avg.	Pass	Full RU	Harmonic
26	802.11ax HE40	99	19335.00	41.35	54.00	-12.65	V	Avg.	Pass	Full RU	Harmonic
27	802.11ax HE40	107	19455.00	41.79	54.00	-12.21	V	Avg.	Pass	Full RU	Harmonic
28	802.11ax HE40	115	19575.00	43.39	54.00	-10.61	V	Avg.	Pass	Full RU	Harmonic

Mode	Modulation	Ch.	Freq. (MHz)	Level (dBuV/m)	Limit (dBuV/m)	Margin (dB)	Pol.	Peak Avg.	Result	RU	Remark
29	802.11ax HE80	103	19395.00	37.37	54.00	-16.63	V	Avg.	Pass	Full RU	Harmonic
30	802.11ax HE160	111	6160.00	51.83	68.20	-16.37	H	Avg.	Pass	Full RU	Harmonic
31	802.11a	117	19605.00	48.58	54.00	-5.42	V	Avg.	Pass	-	Harmonic
32	802.11a	149	20085.00	50.59	54.00	-3.41	V	Avg.	Pass	-	Harmonic
33	802.11a	185	20625.00	50.39	54.00	-3.61	V	Avg.	Pass	-	Harmonic
34	802.11ax HE20	117	19605.00	43.39	54.00	-10.61	V	Avg.	Pass	Full RU	Harmonic
35	802.11ax HE20	149	20085.00	48.84	54.00	-5.16	V	Avg.	Pass	Full RU	Harmonic
36	802.11ax HE20	185	20625.00	50.68	54.00	-3.32	V	Avg.	Pass	Full RU	Harmonic
37	802.11ax HE40	123	19695.00	42.09	54.00	-11.91	V	Avg.	Pass	Full RU	Harmonic
38	802.11ax HE40	147	20055.00	47.99	54.00	-6.01	V	Avg.	Pass	Full RU	Harmonic
39	802.11ax HE40	187	7280.00	46.56	54.00	-7.44	H	Avg.	Pass	Full RU	Harmonic

Mode	Modulation	Ch.	Freq. (MHz)	Level (dBuV/m)	Limit (dBuV/m)	Margin (dB)	Pol.	Peak Avg.	Result	RU	Remark
40	802.11ax HE80	135	13250.00	42.47	54.00	-11.53	V	Avg.	Pass	Full RU	Harmonic
41	802.11ax HE80	151	20115.00	45.76	54.00	-8.24	V	Avg.	Pass	Full RU	Harmonic
42	802.11ax HE80	183	7272.00	48.18	54.00	-5.82	H	Avg.	Pass	Full RU	Harmonic
43	802.11ax HE160	143	13330.00	44.49	54.00	-9.51	V	Avg.	Pass	Full RU	Harmonic
44	802.11ax HE160	175	20475.00	46.50	54.00	-7.50	V	Avg.	Pass	Full RU	Harmonic
45	802.11a	189	1112.00	50.83	74.00	-23.17	H	Peak	Pass	-	Harmonic
46	802.11a	209	1104.00	50.65	74.00	-23.35	H	Peak	Pass	-	Harmonic
47	802.11a	233	1112.00	50.35	74.00	-23.65	H	Peak	Pass	-	Harmonic
48	802.11ax HE20	189	1104.00	50.28	74.00	-23.72	H	Peak	Pass	Full RU	Harmonic
49	802.11ax HE20	209	1128.00	50.72	74.00	-23.28	H	Peak	Pass	Full RU	Harmonic

Mode	Modulation	Ch.	Freq. (MHz)	Level (dBuV/m)	Limit (dBuV/m)	Margin (dB)	Pol.	Peak Avg.	Result	RU	Remark
50	802.11ax HE20	233	7125.01	66.87	68.20	-1.33	H	Avg.	Pass	Full RU	Band Edge
	802.11ax HE20	233	1128.00	50.61	74.00	-23.39	H	Peak	Pass	Full RU	Harmonic
51	802.11ax HE20	233	7125.01	64.97	68.20	-3.23	H	Avg.	Pass	Partial RU 106/54	Band Edge
52	802.11ax HE40	195	20775.00	35.59	54.00	-18.41	V	Avg.	Pass	Full RU	Harmonic
53	802.11ax HE40	211	1112.00	50.75	74.00	-23.25	H	Peak	Pass	Full RU	Harmonic
54	802.11ax HE40	227	7125.48	50.08	68.20	-18.12	V	Avg.	Pass	Full RU	Band Edge
	802.11ax HE40	227	7528.00	40.38	54.00	-13.62	H	Avg.	Pass	Full RU	Harmonic
55	802.11ax HE40	227	7164.04	43.74	68.20	-24.46	H	Avg.	Pass	Partial RU 242/62	Band Edge
56	802.11ax HE80	199	7336.00	40.28	54.00	-13.72	H	Avg.	Pass	Full RU	Harmonic

Mode	Modulation	Ch.	Freq. (MHz)	Level (dBuV/m)	Limit (dBuV/m)	Margin (dB)	Pol.	Peak Avg.	Result	RU	Remark
57	802.11ax HE80	215	7125.32	45.49	68.20	-22.71	H	Avg.	Pass	Full RU	Band Edge
	802.11ax HE80	215	21075.00	35.99	54.00	-18.01	V	Avg.	Pass	Full RU	Harmonic
58	802.11ax HE80	215	7125.98	43.72	68.20	-24.48	H	Avg.	Pass	Partial RU 484/66	Band Edge
59	802.11ax HE160	207	7127.08	47.76	68.20	-20.44	H	Avg.	Pass	Full RU	Band Edge
	802.11ax HE160	207	7328.00	41.82	54.00	-12.18	V	Avg.	Pass	Full RU	Harmonic
60	802.11ax HE160	207	7130.92	50.86	68.20	-17.34	H	Avg.	Pass	Partial RU 996/68	Band Edge
61	802.11ax HE20	15	35.82	36.67	40.00	-3.33	V	QP	Pass	Full RU	LF

Mode	1	
	Band Edge	
	U-NII-5_5.925-6.425_802.11a_CH1_5955MHz	
ANT	1+2	
Pol.	Horizontal	Fundamental
Peak	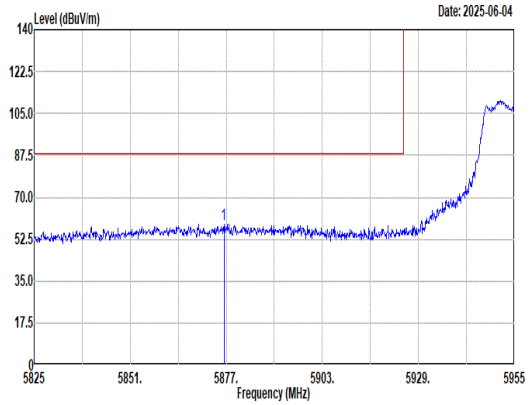 Site : 03CH22-HY Condition: PEAK_BE(UNII)_6E 3m DRH18-E_LE2C04A18EN_250520 HORIZONTAL : RBW:1000.000kHz VBW:3000.000kHz SWT:Auto Freq Level Limit Line Margin Read Level Ant Factor Cable Loss Preamp Factor Aux Factor APos TPos Remark MHz dBuV/m dBuV/m dB dBuV dB/m dB dB dB cm deg 1 5876.35 58.71 88.20 -29.49 46.45 33.65 12.66 35.02 0.97 100 122 Peak	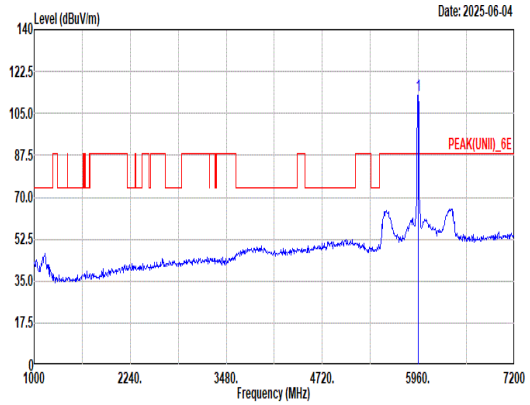 Site : 03CH22-HY Condition: PEAK(UNII)_6E 3m DRH18-E_LE2C04A18EN_250520 HORIZONTAL : RBW:1000.000kHz VBW:3000.000kHz SWT:Auto Freq Level Limit Line Margin Read Level Ant Factor Cable Loss Preamp Factor Aux Factor APos TPos Remark MHz dBuV/m dBuV/m dB dBuV dB/m dB dB dB cm deg 1 5955.00 112.40 ------ ------ 100.13 33.62 12.86 35.04 0.83 100 122 Peak
Avg	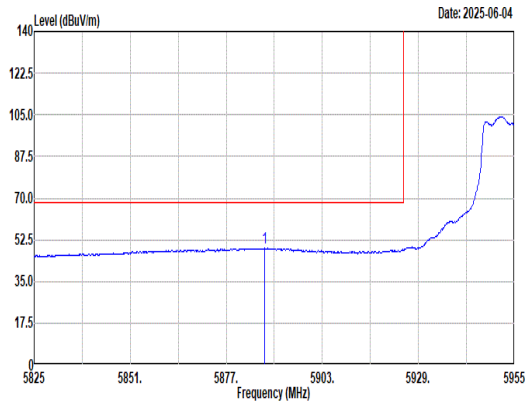 Site : 03CH22-HY Condition: AVG_BE(UNII)_6E 3m DRH18-E_LE2C04A18EN_250520 HORIZONTAL : RBW:1000.000kHz VBW:0.620kHz SWT:Auto Freq Level Limit Line Margin Read Level Ant Factor Cable Loss Preamp Factor Aux Factor APos TPos Remark MHz dBuV/m dBuV/m dB dBuV dB/m dB dB dB cm deg 1 5887.40 48.90 68.20 -19.30 36.62 33.67 12.69 35.03 0.95 100 122 Average	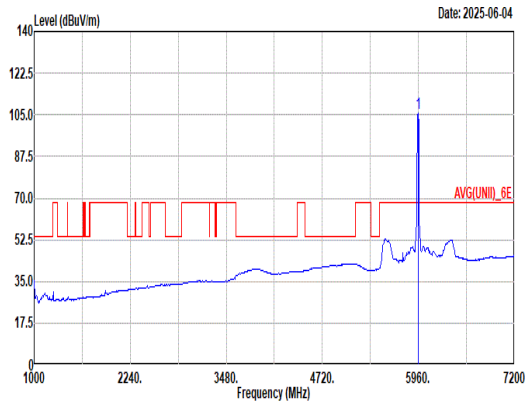 Site : 03CH22-HY Condition: AVG(UNII)_6E 3m DRH18-E_LE2C04A18EN_250520 HORIZONTAL : RBW:1000.000kHz VBW:0.620kHz SWT:Auto Freq Level Limit Line Margin Read Level Ant Factor Cable Loss Preamp Factor Aux Factor APos TPos Remark MHz dBuV/m dBuV/m dB dBuV dB/m dB dB dB cm deg 1 5955.00 105.68 ------ ------ 93.41 33.62 12.86 35.04 0.83 100 122 Average

Mode	1	
	Band Edge	
	U-NII-5_5.925-6.425_802.11a_CH1_5955MHz	
ANT	1+2	
Pol.	Vertical	Fundamental
Peak	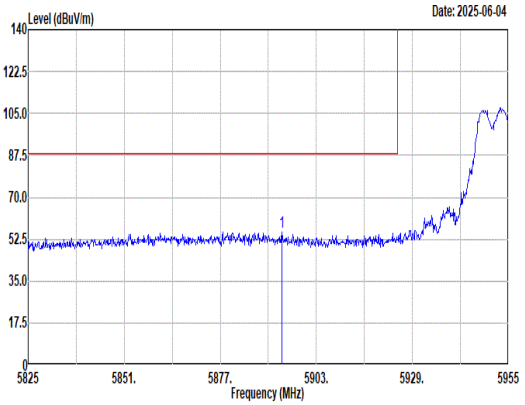 Site : 03CH22-HY Condition: PEAK_BE(UNII)_6E 3m DRH18-E_LE2C04A18EN_250520 VERTICAL : RBW:1000.000kHz VBW:3000.000kHz SWT:Auto Freq Level Limit Line Margin Read Level Ant Factor Cable Loss Preamp Factor Aux Factor APos TPos Remark MHz dBuV/m dBuV/m dB dBuV dB/m dB dB dB cm deg 1 5893.77 55.72 88.20 -32.48 43.42 33.69 12.70 35.03 0.94 398 122 Peak	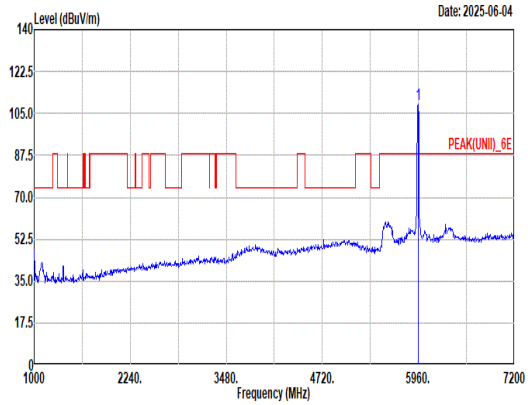 Site : 03CH22-HY Condition: PEAK(UNII)_6E 3m DRH18-E_LE2C04A18EN_250520 VERTICAL : RBW:1000.000kHz VBW:3000.000kHz SWT:Auto Freq Level Limit Line Margin Read Level Ant Factor Cable Loss Preamp Factor Aux Factor APos TPos Remark MHz dBuV/m dBuV/m dB dBuV dB/m dB dB dB cm deg 1 5955.00 108.77 ------ ------ 96.51 33.62 12.85 35.04 0.83 398 122 Peak
Avg	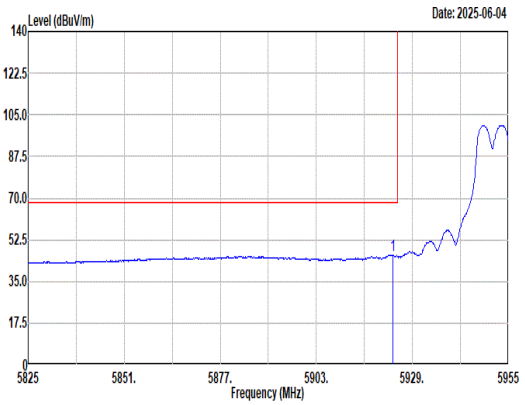 Site : 03CH22-HY Condition: AVG_BE(UNII)_6E 3m DRH18-E_LE2C04A18EN_250520 VERTICAL : RBW:1000.000kHz VBW:0.620kHz SWT:Auto Freq Level Limit Line Margin Read Level Ant Factor Cable Loss Preamp Factor Aux Factor APos TPos Remark MHz dBuV/m dBuV/m dB dBuV dB/m dB dB dB cm deg 1 5923.67 46.05 68.20 -22.15 33.76 33.65 12.78 35.03 0.89 398 122 Average	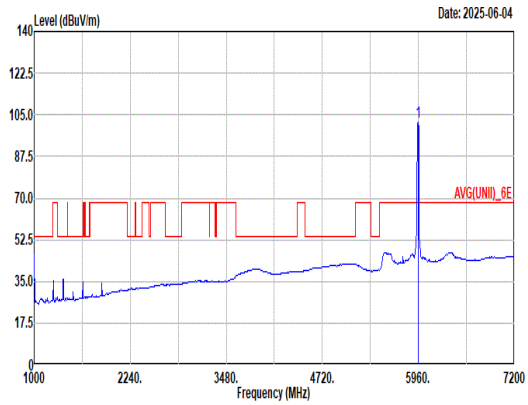 Site : 03CH22-HY Condition: AVG(UNII)_6E 3m DRH18-E_LE2C04A18EN_250520 VERTICAL : RBW:1000.000kHz VBW:0.620kHz SWT:Auto Freq Level Limit Line Margin Read Level Ant Factor Cable Loss Preamp Factor Aux Factor APos TPos Remark MHz dBuV/m dBuV/m dB dBuV dB/m dB dB dB cm deg 1 5955.00 102.13 ------ ------ 89.87 33.62 12.85 35.04 0.83 398 122 Average

Mode	1	
	Harmonic	
	U-NII-5_5.925-6.425_802.11a_CH1_5955MHz	
ANT	1+2	
Pol.	Horizontal	Vertical
Peak Avg	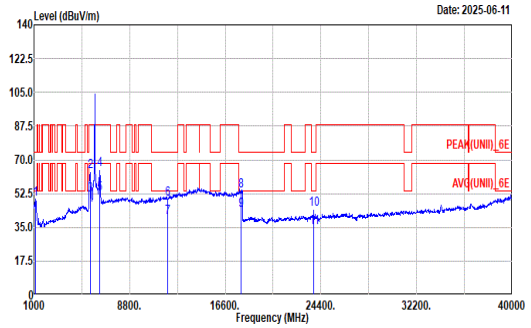 Site : 03CH22-HY Condition: PEAK(UNII)_6E 1m SHF_1225_240624 HORIZONTAL	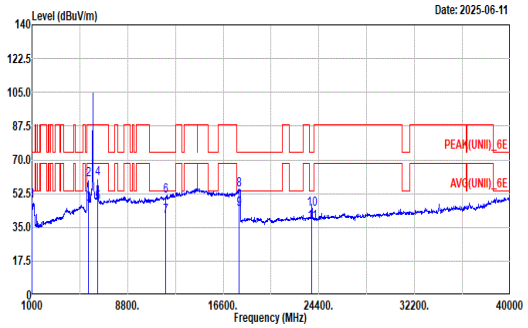 Site : 03CH22-HY Condition: PEAK(UNII)_6E 1m SHF_1225_240624 VERTICAL

Horizontal:

	Freq	Level	Limit Line	Margin	Read Level	Ant Factor	Cable Loss	Preamp Factor	Aux Factor	APos	TPos	Remark
	MHz	dBuV/m	dBuV/m	dB	dBuV	dB/m	dB	dB	dB	cm	deg	
1	1144.00	49.66	74.00	-24.34	51.67	24.06	5.58	31.94	0.29	--	--	Peak
2	5576.00	63.87	88.20	-24.33	52.91	32.75	12.42	34.96	0.75	100	121	Peak
3	5576.00	51.92	68.20	-16.28	40.96	32.75	12.42	34.96	0.75	100	121	Average
4	6360.00	64.96	88.20	-23.24	50.42	35.54	13.34	35.19	0.85	100	120	Peak
5	6360.00	52.09	68.20	-16.11	37.55	35.54	13.34	35.19	0.85	100	120	Average
6	11910.00	49.75	74.00	-24.25	33.33	39.12	18.12	40.82	0.00	--	--	Peak
7	11910.00	40.20	54.00	-13.80	23.78	39.12	18.12	40.82	0.00	--	--	Average
8	17865.00	54.03	74.00	-19.97	36.32	41.26	22.21	45.76	0.00	--	--	Peak
9	17865.00	44.06	54.00	-9.94	26.35	41.26	22.21	45.76	0.00	--	--	Average
10	23830.00	44.17	74.00	-29.83	49.23	38.70	25.98	60.20	-9.54	173	24	Peak
11	23830.00	34.89	54.00	-19.11	39.95	38.70	25.98	60.20	-9.54	173	24	Average

Vertical:

	Freq	Level	Limit Line	Margin	Read Level	Ant Factor	Cable Loss	Preamp Factor	Aux Factor	APos	TPos	Remark
	MHz	dBuV/m	dBuV/m	dB	dBuV	dB/m	dB	dB	dB	cm	deg	
1	1000.00	48.38	74.00	-25.62	51.53	23.30	5.19	31.94	0.30	--	--	Peak
2	5576.00	59.71	88.20	-28.49	48.75	32.75	12.42	34.96	0.75	300	130	Peak
3	5576.00	46.89	68.20	-21.31	35.93	32.75	12.42	34.96	0.75	300	130	Average
4	6384.00	60.47	88.20	-27.73	45.82	35.64	13.36	35.20	0.85	100	341	Peak
5	6384.00	47.29	68.20	-20.91	32.64	35.64	13.36	35.20	0.85	100	341	Average
6	11910.00	51.02	74.00	-22.98	34.60	39.12	18.12	40.82	0.00	--	--	Peak
7	11910.00	40.56	54.00	-13.44	24.14	39.12	18.12	40.82	0.00	--	--	Average
8	17865.00	54.25	74.00	-19.75	36.54	41.26	22.21	45.76	0.00	--	--	Peak
9	17865.00	44.18	54.00	-9.82	26.47	41.26	22.21	45.76	0.00	--	--	Average
10	23820.00	44.42	74.00	-29.58	49.49	38.70	25.97	60.20	-9.54	192	275	Peak
11	23820.00	37.41	54.00	-16.59	42.48	38.70	25.97	60.20	-9.54	192	275	Average

Mode	1	
	Harmonic	
	U-NII-5_5.925-6.425_802.11a_CH1_5955MHz	
ANT	1+2	
Pol.	Horizontal	Vertical
10.6G ~18G Avg	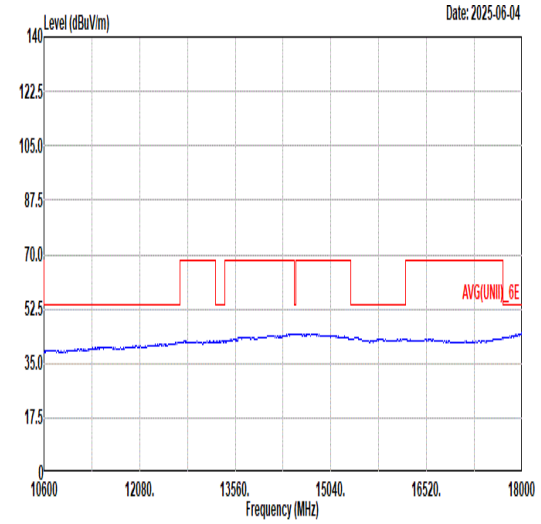 Site : 03CH22-HY Condition: AVG(UNII)_6E 3m DRH18-E_LE2C04A18EN_250520 HORIZONTAL	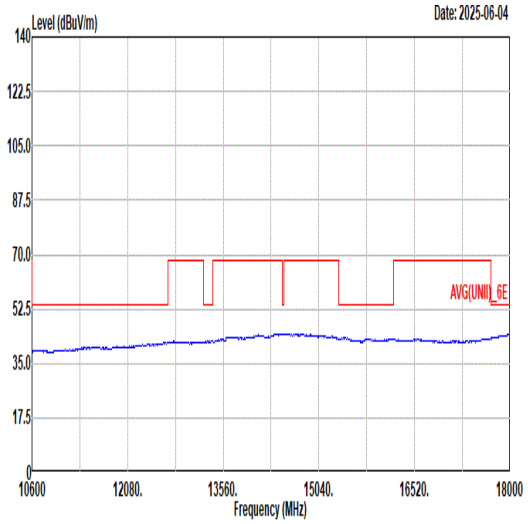 Site : 03CH22-HY Condition: AVG(UNII)_6E 3m DRH18-E_LE2C04A18EN_250520 VERTICAL

Mode	2	
	Harmonic	
	U-NII-5_5.925-6.425_802.11a_CH49_6195MHz	
ANT	1+2	
Pol.	Horizontal	Vertical
Peak Avg	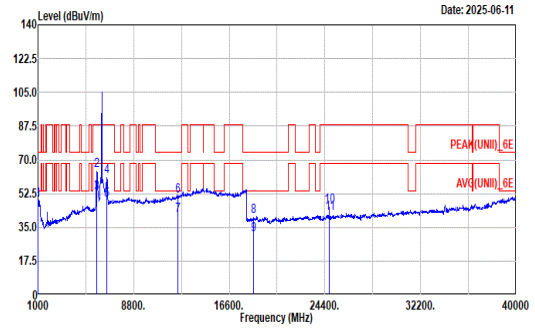 Site : 03CH22-HY Condition: PEAK(UNII)_6E 1m SHF_1225_240624 HORIZONTAL	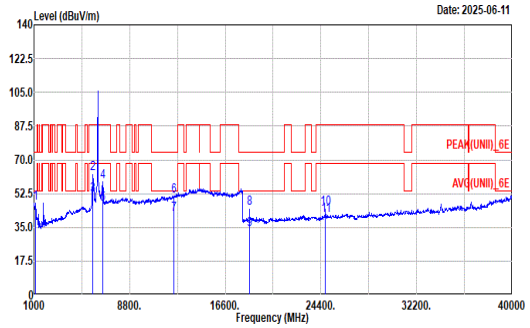 Site : 03CH22-HY Condition: PEAK(UNII)_6E 1m SHF_1225_240624 VERTICAL

Horizontal:

	Freq	Level	Limit Line	Margin	Read Level	Ant Factor	Cable Loss	Preamp Factor	Aux Factor	APos	TPos	Remark
	MHz	dBuV/m	dBuV/m	dB	dBuV	dB/m	dB	dB	dB	cm	deg	
1	1008.00	49.39	74.00	-24.61	52.52	23.30	5.21	31.94	0.30	--	--	Peak
2	5792.00	64.62	88.20	-23.58	52.27	33.78	12.47	35.00	1.10	100	124	Peak
3	5792.00	52.64	68.20	-15.56	40.29	33.78	12.47	35.00	1.10	100	124	Average
4	6608.00	61.33	88.20	-26.87	46.14	36.22	13.56	35.43	0.84	100	120	Peak
5	6608.00	48.88	68.20	-19.32	33.69	36.22	13.56	35.43	0.84	100	120	Average
6	12390.00	51.49	74.00	-22.51	34.07	39.88	18.66	41.12	0.00	--	--	Peak
7	12390.00	41.26	54.00	-12.74	23.84	39.88	18.66	41.12	0.00	--	--	Average
8	18585.00	40.77	74.00	-33.23	55.58	38.33	22.85	66.45	-9.54	167	317	Peak
9	18585.00	31.09	54.00	-22.91	45.90	38.33	22.85	66.45	-9.54	167	317	Average
10	24780.00	45.78	88.20	-42.42	49.68	39.30	26.62	60.28	-9.54	170	17	Peak
11	24780.00	42.23	68.20	-25.97	46.13	39.30	26.62	60.28	-9.54	170	17	Average

Vertical:

	Freq	Level	Limit Line	Margin	Read Level	Ant Factor	Cable Loss	Preamp Factor	Aux Factor	APos	TPos	Remark
	MHz	dBuV/m	dBuV/m	dB	dBuV	dB/m	dB	dB	dB	cm	deg	
1	1128.00	47.76	74.00	-26.24	49.67	24.20	5.54	31.94	0.29	--	--	Peak
2	5816.00	62.85	88.20	-25.35	50.53	33.74	12.51	35.01	1.08	370	124	Peak
3	5816.00	51.70	68.20	-16.50	39.38	33.74	12.51	35.01	1.08	370	124	Average
4	6592.00	58.60	88.20	-29.60	43.44	36.18	13.54	35.40	0.84	101	360	Peak
5	6592.00	46.78	68.20	-21.42	31.62	36.18	13.54	35.40	0.84	101	360	Average
6	12390.00	51.25	74.00	-22.75	33.83	39.88	18.66	41.12	0.00	--	--	Peak
7	12390.00	41.52	54.00	-12.48	24.10	39.88	18.66	41.12	0.00	--	--	Average
8	18585.00	45.08	74.00	-28.92	59.89	38.33	22.85	66.45	-9.54	168	180	Peak
9	18585.00	33.62	54.00	-20.38	48.43	38.33	22.85	66.45	-9.54	168	180	Average
10	24780.00	45.00	88.20	-43.20	48.90	39.30	26.62	60.28	-9.54	189	42	Peak
11	24780.00	40.97	68.20	-27.23	44.87	39.30	26.62	60.28	-9.54	189	42	Average

Mode	2	
	Harmonic	
	U-NII-5_5.925-6.425_802.11a_CH49_6195MHz	
ANT	1+2	
Pol.	Horizontal	Vertical
10.6G ~18G Avg	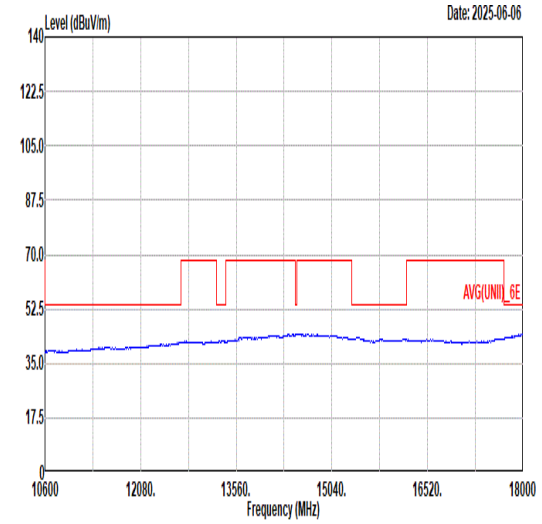 Site : 03CH22-HY Condition: AVG(UNII)_6E 3m DRH18-E_LE2C04A18EN_250520 HORIZONTAL	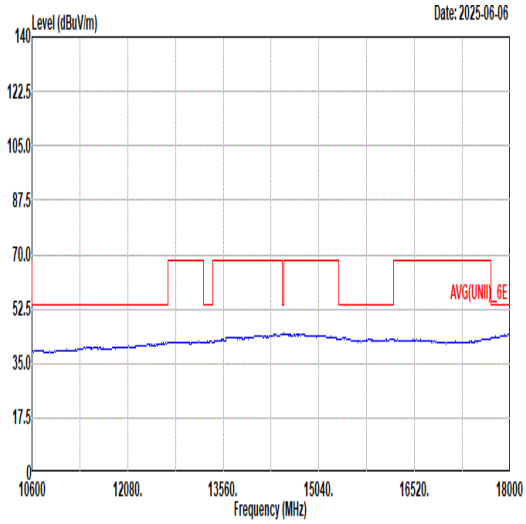 Site : 03CH22-HY Condition: AVG(UNII)_6E 3m DRH18-E_LE2C04A18EN_250520 VERTICAL

Mode	3	
	Harmonic	
	U-NII-5_5.925-6.425_802.11a_CH93_6415MHz	
ANT	1+2	
Pol.	Horizontal	Vertical
Peak Avg	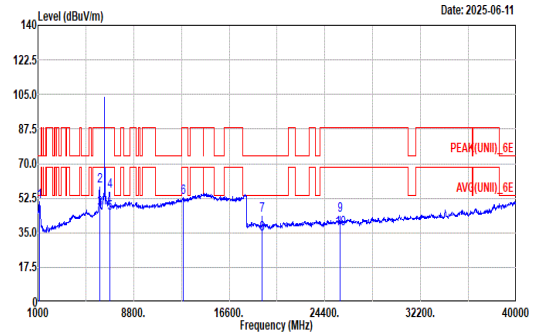 Site : 03CH22-HY Condition: PEAK(UNII)_6E 1m SHF_1225_240624 HORIZONTAL Freq Level Limit Line Margin Read Level Ant Factor Cable Loss Preamp Factor Aux Factor APos TPos Remark MHz dBuV/m dBuV/m dB dBuV dB/m dB dB dB cm deg 1 1120.00 50.75 74.00 -23.25 52.69 24.20 5.51 31.94 0.29 -- -- Peak 2 6024.00 58.56 88.20 -29.64 45.96 33.90 13.00 35.06 0.76 100 122 Peak 3 6024.00 46.95 68.20 -21.25 34.35 33.90 13.00 35.06 0.76 100 122 Average 4 6832.00 56.13 88.20 -32.07 40.67 36.60 13.87 35.82 0.81 101 62 Peak 5 6832.00 44.80 68.20 -23.40 29.34 36.60 13.87 35.82 0.81 101 62 Average 6 12830.00 52.60 88.20 -35.60 34.19 40.64 18.98 41.21 0.00 -- -- Peak 7 19245.00 44.10 74.00 -29.90 57.78 38.02 23.29 65.45 -9.54 200 62 Peak 8 19245.00 34.53 54.00 -19.47 48.21 38.02 23.29 65.45 -9.54 200 62 Average 9 25660.00 43.70 88.20 -44.50 47.26 39.28 27.30 60.60 -9.54 166 25 Peak 10 25660.00 36.77 68.20 -31.43 40.33 39.28 27.30 60.60 -9.54 166 25 Average	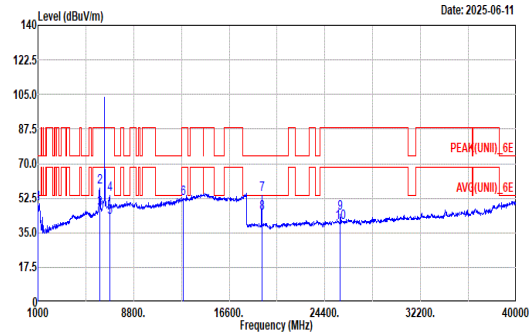 Site : 03CH22-HY Condition: PEAK(UNII)_6E 1m SHF_1225_240624 VERTICAL Freq Level Limit Line Margin Read Level Ant Factor Cable Loss Preamp Factor Aux Factor APos TPos Remark MHz dBuV/m dBuV/m dB dBuV dB/m dB dB dB cm deg 1 1008.00 49.52 74.00 -24.48 52.65 23.30 5.21 31.94 0.30 -- -- Peak 2 6024.00 58.12 88.20 -30.08 45.52 33.90 13.00 35.06 0.76 112 337 Peak 3 6024.00 46.93 68.20 -21.27 34.33 33.90 13.00 35.06 0.76 112 337 Average 4 6832.00 54.41 88.20 -33.79 38.95 36.60 13.87 35.82 0.81 100 1 Peak 5 6832.00 42.85 68.20 -25.35 27.39 36.60 13.87 35.82 0.81 100 1 Average 6 12830.00 52.28 88.20 -35.92 33.87 40.64 18.98 41.21 0.00 -- -- Peak 7 19245.00 54.56 74.00 -19.44 68.24 38.02 23.29 65.45 -9.54 171 357 Peak 8 19245.00 45.07 54.00 -8.93 58.75 38.02 23.29 65.45 -9.54 171 357 Average 9 25660.00 45.00 88.20 -43.20 48.56 39.28 27.30 60.60 -9.54 196 133 Peak 10 25660.00 40.41 68.20 -27.79 43.97 39.28 27.30 60.60 -9.54 196 133 Average

Mode	3	
	Harmonic	
	U-NII-5_5.925-6.425_802.11a_CH93_6415MHz	
ANT	1+2	
Pol.	Horizontal	Vertical
10.6G ~18G Avg	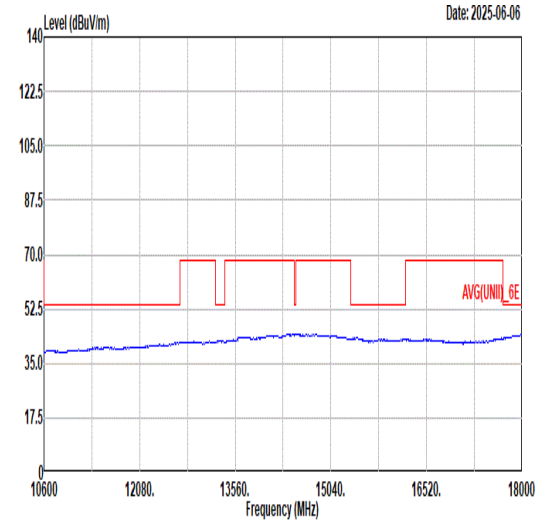 Site : 03CH22-HY Condition: AVG(UNII)_6E 3m DRH18-E_LE2C04A18EN_250520 HORIZONTAL	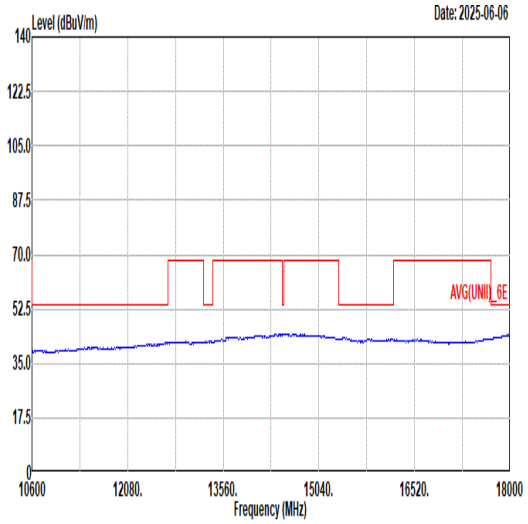 Site : 03CH22-HY Condition: AVG(UNII)_6E 3m DRH18-E_LE2C04A18EN_250520 VERTICAL

Mode	4	
	Band Edge	
	U-NII-5_5.925-6.425_802.11ax HE20_CH1_Full RU_5955MHz	
ANT	1+2	
Pol.	Horizontal	Fundamental
Peak	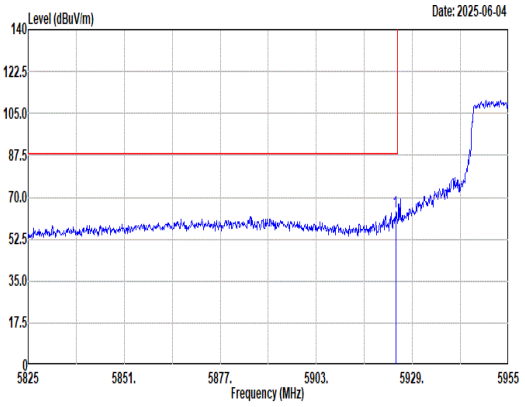 Site : 03CH22-HY Condition: PEAK_BE(UNII)_6E 3m DRH18-E_LE2C04A18EN_250520 HORIZONTAL : RBW:1000.000kHz VBW:3000.000kHz SWT:Auto Freq Level Limit Line Margin Read Level Ant Factor Cable Loss Preamp Factor Aux Factor APos TPos Remark MHz dBuV/m dBuV/m dB dBuV dB/m dB dB dB cm deg 1 5924.45 64.18 88.20 -24.02 51.89 33.65 12.78 35.03 0.89 100 120 Peak	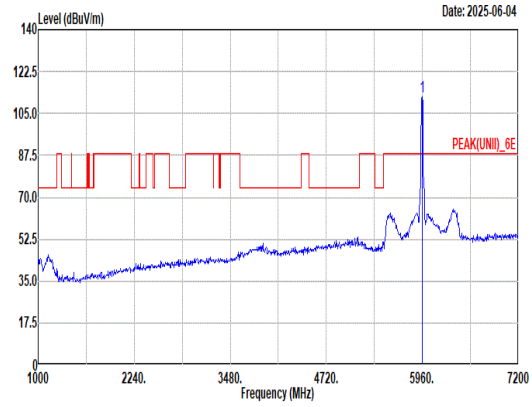 Site : 03CH22-HY Condition: PEAK(UNII)_6E 3m DRH18-E_LE2C04A18EN_250520 HORIZONTAL : RBW:1000.000kHz VBW:3000.000kHz SWT:Auto Freq Level Limit Line Margin Read Level Ant Factor Cable Loss Preamp Factor Aux Factor APos TPos Remark MHz dBuV/m dBuV/m dB dBuV dB/m dB dB dB cm deg 1 5955.00 111.92 ------ ------ 99.66 33.62 12.85 35.04 0.83 100 120 Peak
Avg	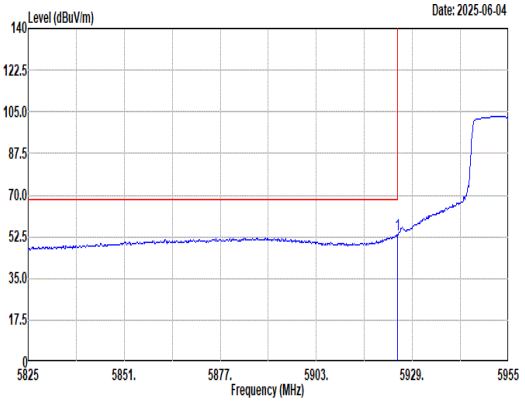 Site : 03CH22-HY Condition: AVG_BE(UNII)_6E 3m DRH18-E_LE2C04A18EN_250520 HORIZONTAL : RBW:1000.000kHz VBW:2.000kHz SWT:Auto Freq Level Limit Line Margin Read Level Ant Factor Cable Loss Preamp Factor Aux Factor APos TPos Remark MHz dBuV/m dBuV/m dB dBuV dB/m dB dB dB cm deg 1 5924.97 53.44 68.20 -14.76 41.15 33.65 12.78 35.03 0.89 100 120 Average	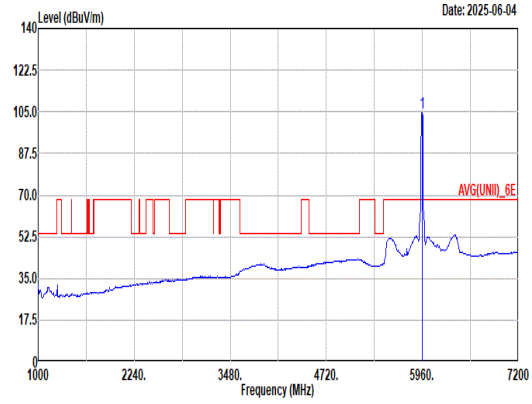 Site : 03CH22-HY Condition: AVG(UNII)_6E 3m DRH18-E_LE2C04A18EN_250520 HORIZONTAL : RBW:1000.000kHz VBW:2.000kHz SWT:Auto Freq Level Limit Line Margin Read Level Ant Factor Cable Loss Preamp Factor Aux Factor APos TPos Remark MHz dBuV/m dBuV/m dB dBuV dB/m dB dB dB cm deg 1 5955.00 104.51 ------ ------ 92.25 33.62 12.85 35.04 0.83 100 120 Average

Mode	4	
	Band Edge	
	U-NII-5_5.925-6.425_802.11ax HE20_CH1_Full RU_5955MHz	
ANT	1+2	
Pol.	Vertical	Fundamental
Peak	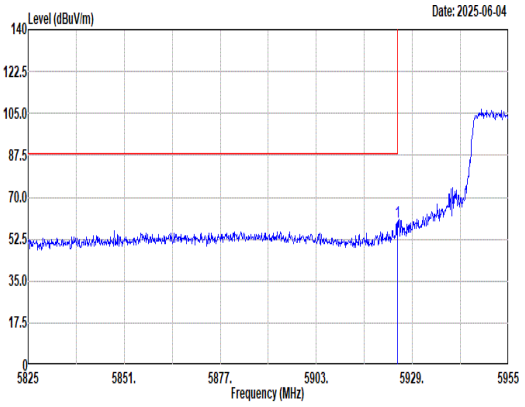 Site : 03CH22-HY Condition: PEAK_BE(UNII)_6E 3m DRH18-E_LE2C04A18EN_250520 VERTICAL : RBW:1000.000kHz VBW:3000.000kHz SWT:Auto Freq Level Limit Line Margin Read Level Ant Factor Cable Loss Preamp Factor Aux Factor APos TPos Remark MHz dBuV/m dBuV/m dB dBuV dB/m dB dB dB cm deg 1 5924.97 59.71 88.20 -28.49 47.42 33.65 12.78 35.03 0.89 400 142 Peak	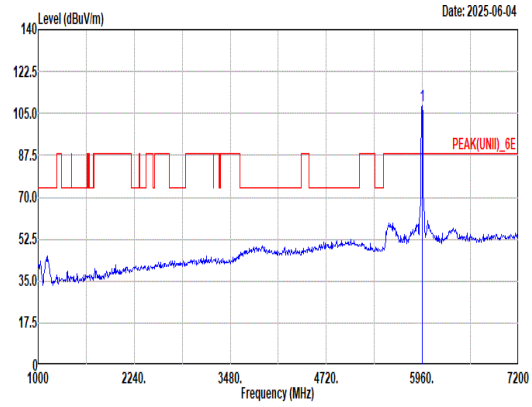 Site : 03CH22-HY Condition: PEAK(UNII)_6E 3m DRH18-E_LE2C04A18EN_250520 VERTICAL : RBW:1000.000kHz VBW:3000.000kHz SWT:Auto Freq Level Limit Line Margin Read Level Ant Factor Cable Loss Preamp Factor Aux Factor APos TPos Remark MHz dBuV/m dBuV/m dB dBuV dB/m dB dB dB cm deg 1 5955.00 108.47 ------ ------ 96.18 33.64 12.87 35.04 0.82 400 142 Peak
Avg	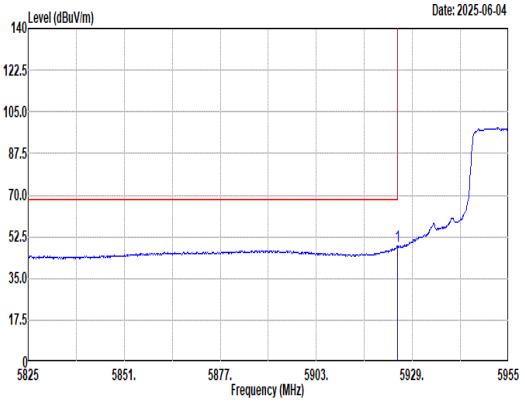 Site : 03CH22-HY Condition: AVG_BE(UNII)_6E 3m DRH18-E_LE2C04A18EN_250520 VERTICAL : RBW:1000.000kHz VBW:2.000kHz SWT:Auto Freq Level Limit Line Margin Read Level Ant Factor Cable Loss Preamp Factor Aux Factor APos TPos Remark MHz dBuV/m dBuV/m dB dBuV dB/m dB dB dB cm deg 1 5924.97 48.53 68.20 -19.67 36.24 33.65 12.78 35.03 0.89 400 142 Average	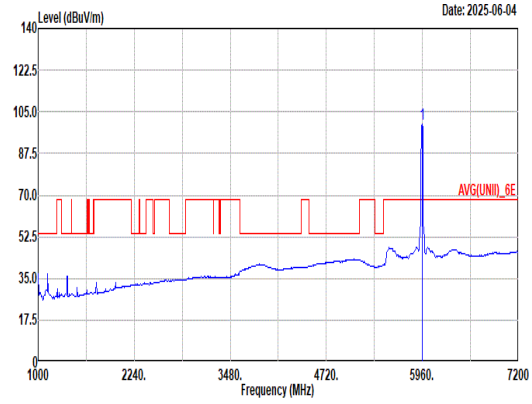 Site : 03CH22-HY Condition: AVG(UNII)_6E 3m DRH18-E_LE2C04A18EN_250520 VERTICAL : RBW:1000.000kHz VBW:2.000kHz SWT:Auto Freq Level Limit Line Margin Read Level Ant Factor Cable Loss Preamp Factor Aux Factor APos TPos Remark MHz dBuV/m dBuV/m dB dBuV dB/m dB dB dB cm deg 1 5955.00 99.60 ------ ------ 87.34 33.62 12.85 35.04 0.83 400 142 Average

Mode	4	
	Harmonic	
	U-NII-5_5.925-6.425_802.11ax HE20_CH1_Full RU_5955MHz	
ANT	1+2	
Pol.	Horizontal	Vertical
Peak Avg	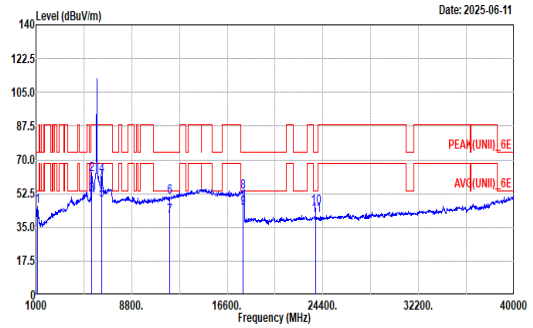	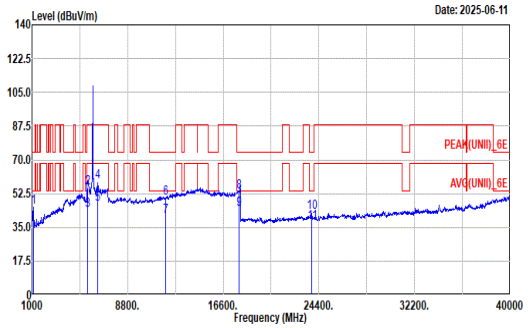

Site : 03CH22-HY
Condition: PEAK(UNII)_6E 1m SHF_1225_240624 HORIZONTAL

	Freq	Level	Limit Line	Margin	Read Level	Ant Factor	Cable Loss	Preamp Factor	Aux Factor	APos	TPos	Remark
	MHz	dBuV/m	dBuV/m	dB	dBuV	dB/m	dB	dB	dB	cm	deg	
1	1130.20	45.82	74.00	-28.18	47.73	24.20	5.54	31.94	0.29	--	--	Peak
2	5544.60	62.29	88.20	-25.91	51.40	32.68	12.41	34.95	0.75	100	120	Peak
3	5544.60	51.68	68.20	-16.52	40.79	32.68	12.41	34.95	0.75	100	120	Average
4	6363.00	61.71	88.20	-26.49	47.16	35.55	13.34	35.19	0.85	100	56	Peak
5	6363.00	49.24	68.20	-18.96	34.69	35.55	13.34	35.19	0.85	100	56	Average
6	11910.00	50.73	74.00	-23.27	34.31	39.12	18.12	40.82	0.00	--	--	Peak
7	11910.00	40.92	54.00	-13.08	24.50	39.12	18.12	40.82	0.00	--	--	Average
8	17865.00	53.61	74.00	-20.39	35.90	41.26	22.21	45.76	0.00	--	--	Peak
9	17865.00	44.66	54.00	-9.34	26.95	41.26	22.21	45.76	0.00	--	--	Average
10	23820.00	45.57	74.00	-28.43	50.64	38.70	25.97	60.20	-9.54	172	22	Peak
11	23820.00	41.25	54.00	-12.75	46.32	38.70	25.97	60.20	-9.54	172	22	Average

Site : 03CH22-HY
Condition: PEAK(UNII)_6E 1m SHF_1225_240624 VERTICAL

	Freq	Level	Limit Line	Margin	Read Level	Ant Factor	Cable Loss	Preamp Factor	Aux Factor	APos	TPos	Remark
	MHz	dBuV/m	dBuV/m	dB	dBuV	dB/m	dB	dB	dB	cm	deg	
1	1117.80	45.32	74.00	-28.68	47.33	24.13	5.51	31.94	0.29	--	--	Peak
2	5532.20	55.39	88.20	-32.81	44.55	32.63	12.41	34.95	0.75	100	184	Peak
3	5532.20	43.72	88.20	-44.48	32.88	32.63	12.41	34.95	0.75	100	184	Average
4	6356.80	58.73	88.20	-29.47	44.20	35.53	13.34	35.19	0.85	125	17	Peak
5	6356.80	46.77	88.20	-41.43	32.24	35.53	13.34	35.19	0.85	125	17	Average
6	11910.00	50.20	74.00	-23.80	33.78	39.12	18.12	40.82	0.00	--	--	Peak
7	11910.00	40.81	54.00	-13.19	24.39	39.12	18.12	40.82	0.00	--	--	Average
8	17865.00	53.48	74.00	-20.52	35.77	41.26	22.21	45.76	0.00	--	--	Peak
9	17865.00	44.44	54.00	-9.56	26.73	41.26	22.21	45.76	0.00	--	--	Average
10	23820.00	42.98	74.00	-31.02	48.05	38.70	25.97	60.20	-9.54	189	275	Peak
11	23820.00	37.53	54.00	-16.47	42.60	38.70	25.97	60.20	-9.54	189	275	Average

Mode	4	
	Harmonic	
	U-NII-5_5.925-6.425_802.11ax HE20_CH1_Full RU_5955MHz	
ANT	1+2	
Pol.	Horizontal	Vertical
10.6G ~18G Avg	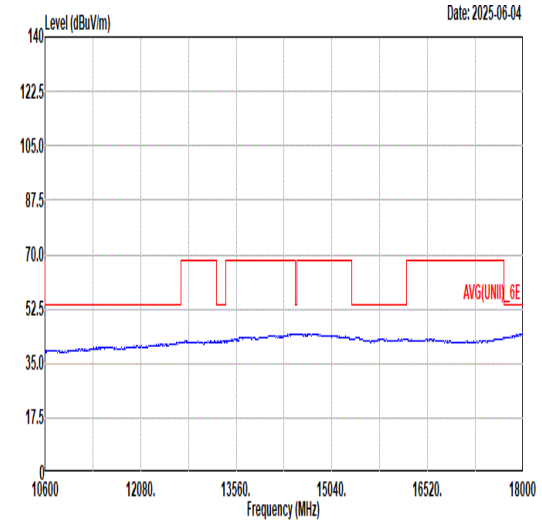 Site : 03CH22-HY Condition: AVG(UNII)_6E 3m DRH18-E_LE2C04A18EN_250520 HORIZONTAL	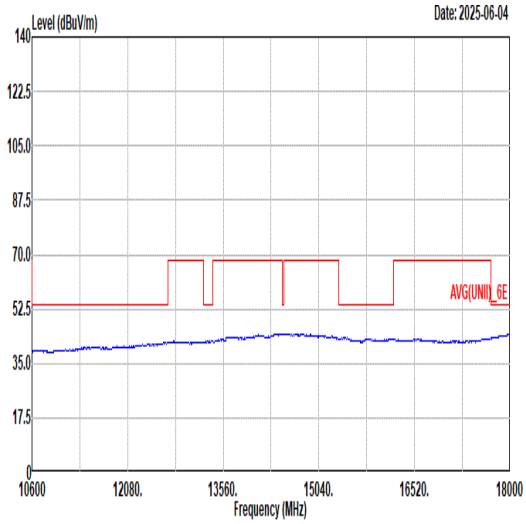 Site : 03CH22-HY Condition: AVG(UNII)_6E 3m DRH18-E_LE2C04A18EN_250520 VERTICAL

Mode	5	
	Band Edge	
	U-NII-5_5.925-6.425_802.11ax HE20_CH1_Partial RU 106/53_5955MHz	
ANT	1+2	
Pol.	Horizontal	Fundamental
Peak	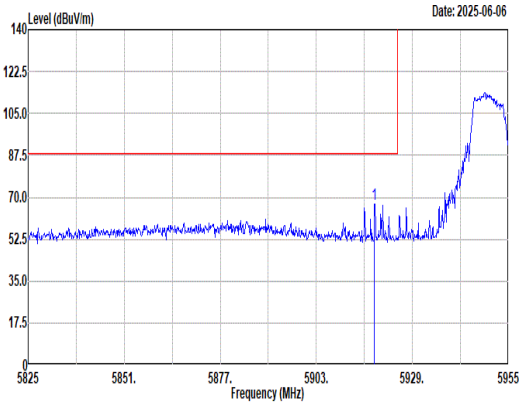 Site : 03CH22-HY Condition: PEAK_BE(UNII)_6E 3m DRH18-E_LE2C04A18EN_250520 HORIZONTAL : RBW:1000.000kHz VBW:3000.000kHz SWT:Auto Freq Level Limit Line Margin Read Level Ant Factor Cable Loss Preamp Factor Aux Factor APos TPos Remark MHz dBuV/m dBuV/m dB dBuV dB/m dB dB dB cm deg 1 5918.73 67.28 88.20 -20.92 54.98 33.66 12.77 35.03 0.90 101 124 Peak	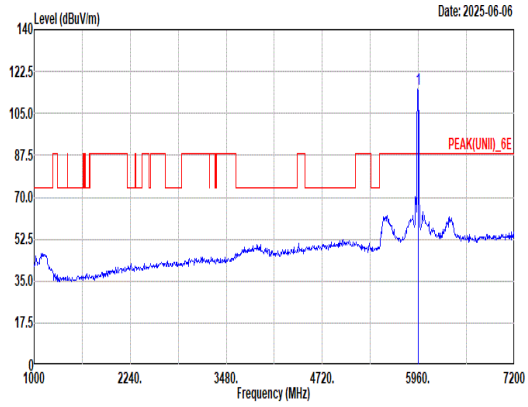 Site : 03CH22-HY Condition: PEAK(UNII)_6E 3m DRH18-E_LE2C04A18EN_250520 HORIZONTAL : RBW:1000.000kHz VBW:3000.000kHz SWT:Auto Freq Level Limit Line Margin Read Level Ant Factor Cable Loss Preamp Factor Aux Factor APos TPos Remark MHz dBuV/m dBuV/m dB dBuV dB/m dB dB dB cm deg 1 5955.00 115.19 ------ ------ 102.95 33.60 12.84 35.04 0.84 101 124 Peak
Avg	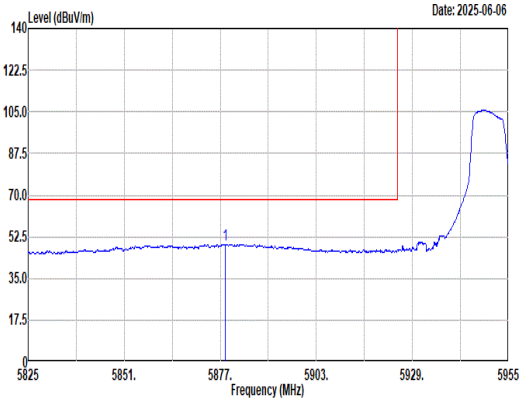 Site : 03CH22-HY Condition: AVG_BE(UNII)_6E 3m DRH18-E_LE2C04A18EN_250520 HORIZONTAL : RBW:1000.000kHz VBW:0.120kHz SWT:Auto Freq Level Limit Line Margin Read Level Ant Factor Cable Loss Preamp Factor Aux Factor APos TPos Remark MHz dBuV/m dBuV/m dB dBuV dB/m dB dB dB cm deg 1 5878.30 49.37 68.20 -18.83 37.09 33.66 12.67 35.02 0.97 101 124 Average	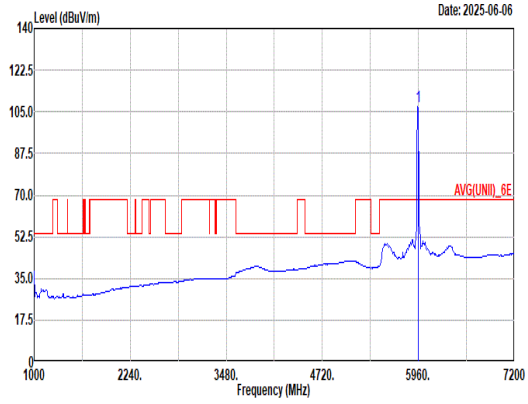 Site : 03CH22-HY Condition: AVG(UNII)_6E 3m DRH18-E_LE2C04A18EN_250520 HORIZONTAL : RBW:1000.000kHz VBW:0.120kHz SWT:Auto Freq Level Limit Line Margin Read Level Ant Factor Cable Loss Preamp Factor Aux Factor APos TPos Remark MHz dBuV/m dBuV/m dB dBuV dB/m dB dB dB cm deg 1 5955.00 107.06 ------ ------ 94.82 33.60 12.84 35.04 0.84 101 124 Average

Mode	5	
	Band Edge	
	U-NII-5_5.925-6.425_802.11ax HE20_CH1_Partial RU 106/53_5955MHz	
ANT	1+2	
Pol.	Vertical	Fundamental
Peak	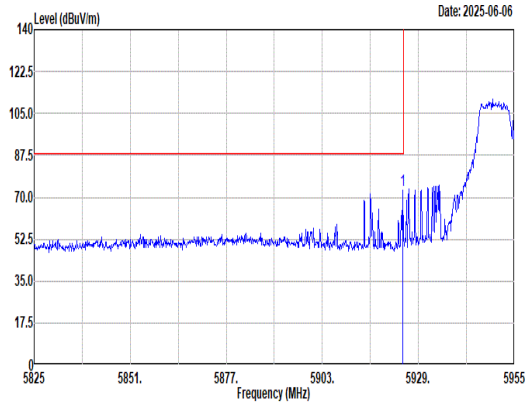 Site : 03CH22-HY Condition: PEAK_BE(UNII)_6E 3m DRH18-E_LE2C04A18EN_250520 VERTICAL : RBW:1000.000kHz VBW:3000.000kHz SWT:Auto Freq Level Limit Line Margin Read Level Ant Factor Cable Loss Preamp Factor Aux Factor APos TPos Remark MHz dBuV/m dBuV/m dB dBuV dB/m dB dB dB cm deg 1 5924.71 72.93 88.20 -15.27 60.64 33.65 12.78 35.03 0.89 100 335 Peak	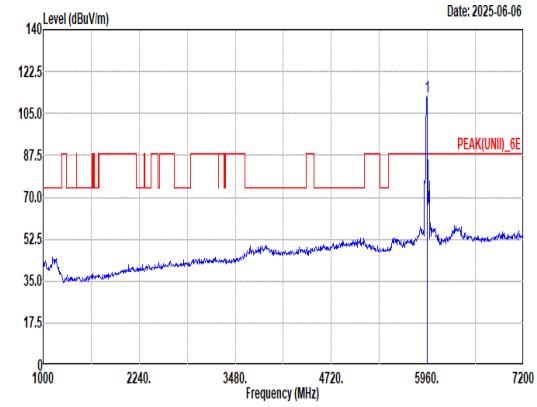 Site : 03CH22-HY Condition: PEAK(UNII)_6E 3m DRH18-E_LE2C04A18EN_250520 VERTICAL : RBW:1000.000kHz VBW:3000.000kHz SWT:Auto Freq Level Limit Line Margin Read Level Ant Factor Cable Loss Preamp Factor Aux Factor APos TPos Remark MHz dBuV/m dBuV/m dB dBuV dB/m dB dB dB cm deg 1 5955.00 111.99 ------ ------ 99.75 33.60 12.84 35.04 0.84 100 335 Peak
Avg	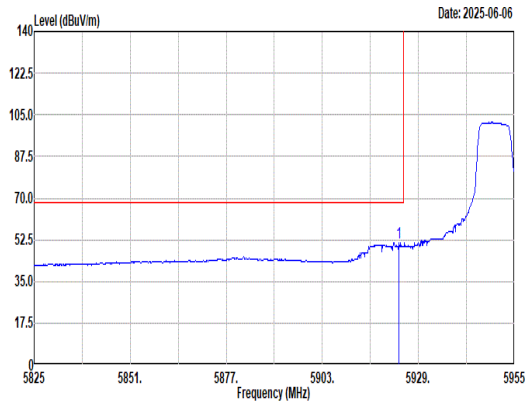 Site : 03CH22-HY Condition: AVG_BE(UNII)_6E 3m DRH18-E_LE2C04A18EN_250520 VERTICAL : RBW:1000.000kHz VBW:0.120kHz SWT:Auto Freq Level Limit Line Margin Read Level Ant Factor Cable Loss Preamp Factor Aux Factor APos TPos Remark MHz dBuV/m dBuV/m dB dBuV dB/m dB dB dB cm deg 1 5923.80 51.39 68.20 -16.81 39.10 33.65 12.78 35.03 0.89 100 335 Average	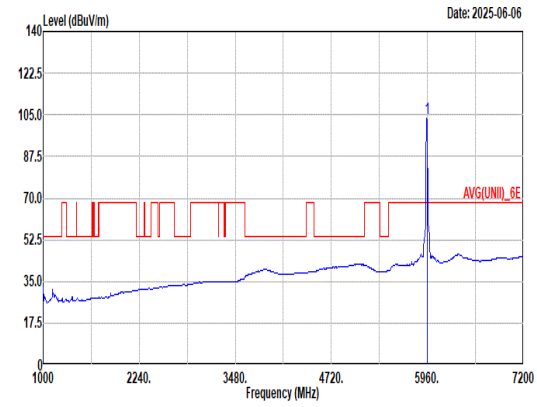 Site : 03CH22-HY Condition: AVG(UNII)_6E 3m DRH18-E_LE2C04A18EN_250520 VERTICAL : RBW:1000.000kHz VBW:0.120kHz SWT:Auto Freq Level Limit Line Margin Read Level Ant Factor Cable Loss Preamp Factor Aux Factor APos TPos Remark MHz dBuV/m dBuV/m dB dBuV dB/m dB dB dB cm deg 1 5955.00 103.31 ------ ------ 91.07 33.60 12.84 35.04 0.84 100 335 Average

Mode	6	
	Harmonic	
	U-NII-5_5.925-6.425_802.11ax HE20_CH49_Full RU_6195MHz	
ANT	1+2	
Pol.	Horizontal	Vertical
Peak Avg	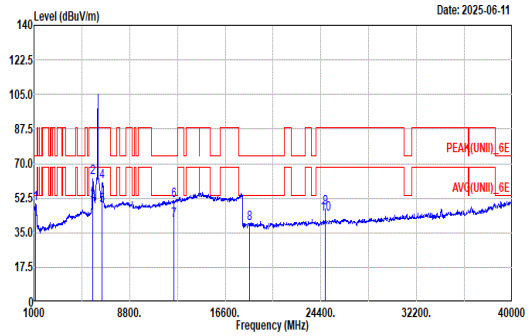 Site : 03CH22-HY Condition: PEAK(UNII)_6E 1m SHF_1225_240624 HORIZONTAL Freq Level Limit Line Margin Read Level Ant Factor Cable Loss Preamp Factor Aux Factor APos TPos Remark MHz dBuV/m dBuV/m dB dBuV dB/m dB dB dB cm deg 1 1120.00 49.89 74.00 -24.11 51.83 24.20 5.51 31.94 0.29 -- -- Peak 2 5768.00 63.09 88.20 -25.11 50.84 33.74 12.46 35.00 1.05 100 134 Peak 3 5768.00 50.87 68.20 -17.33 38.62 33.74 12.46 35.00 1.05 100 134 Average 4 6560.00 60.67 88.20 -27.53 45.57 36.12 13.49 35.35 0.84 100 56 Peak 5 6560.00 48.86 68.20 -19.34 33.76 36.12 13.49 35.35 0.84 100 56 Average 6 12390.00 51.43 74.00 -22.57 34.01 39.88 18.66 41.12 0.00 -- -- Peak 7 12390.00 41.30 54.00 -12.70 23.88 39.88 18.66 41.12 0.00 -- -- Average 8 18585.00 39.62 74.00 -34.38 54.43 38.33 22.85 66.45 -9.54 -- -- Peak 9 24780.00 47.43 88.20 -40.77 51.33 39.30 26.62 60.28 -9.54 170 20 Peak 10 24780.00 44.35 68.20 -23.85 48.25 39.30 26.62 60.28 -9.54 170 20 Average	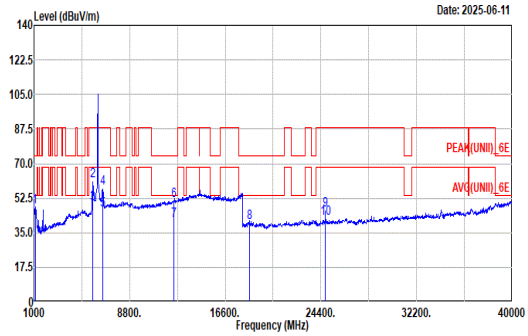 Site : 03CH22-HY Condition: PEAK(UNII)_6E 1m SHF_1225_240624 VERTICAL Freq Level Limit Line Margin Read Level Ant Factor Cable Loss Preamp Factor Aux Factor APos TPos Remark MHz dBuV/m dBuV/m dB dBuV dB/m dB dB dB cm deg 1 1096.00 48.30 74.00 -25.70 50.87 23.62 5.45 31.94 0.30 -- -- Peak 2 5776.00 61.46 88.20 -26.74 49.18 33.75 12.46 35.00 1.07 374 130 Peak 3 5776.00 49.47 68.20 -18.73 37.19 33.75 12.46 35.00 1.07 374 130 Average 4 6608.00 57.50 88.20 -30.70 42.31 36.22 13.56 35.43 0.84 102 341 Peak 5 6608.00 46.62 68.20 -21.58 31.43 36.22 13.56 35.43 0.84 102 341 Average 6 12390.00 51.34 74.00 -22.66 33.92 39.88 18.66 41.12 0.00 -- -- Peak 7 12390.00 41.35 54.00 -12.65 23.93 39.88 18.66 41.12 0.00 -- -- Average 8 18585.00 40.27 74.00 -33.73 55.08 38.33 22.85 66.45 -9.54 -- -- Peak 9 24780.00 46.39 88.20 -41.81 50.29 39.30 26.62 60.28 -9.54 193 45 Peak 10 24780.00 42.34 68.20 -25.86 46.24 39.30 26.62 60.28 -9.54 193 45 Average

Mode	6	
	Harmonic	
	U-NII-5_5.925-6.425_802.11ax HE20_CH49_Full RU_6195MHz	
ANT	1+2	
Pol.	Horizontal	Vertical
10.6G ~18G Avg	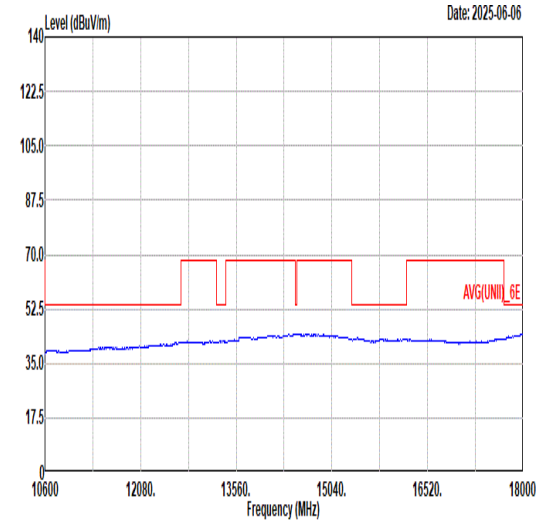 Site : 03CH22-HY Condition: AVG(UNII)_6E 3m DRH18-E_LE2C04A18EN_250520 HORIZONTAL	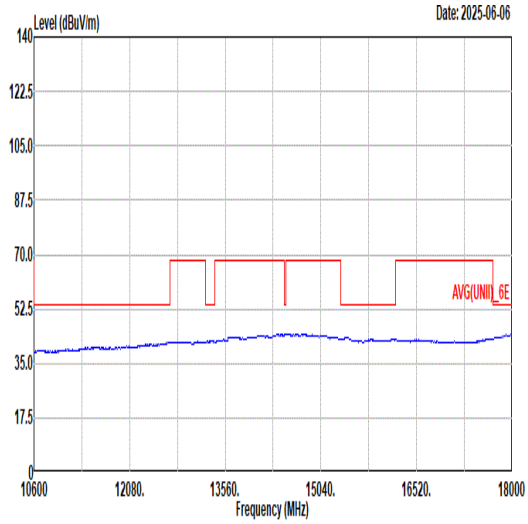 Site : 03CH22-HY Condition: AVG(UNII)_6E 3m DRH18-E_LE2C04A18EN_250520 VERTICAL

Mode	7	
	Harmonic	
	U-NII-5_5.925-6.425_802.11ax HE20_CH93_Full RU_6415MHz	
ANT	1+2	
Pol.	Horizontal	Vertical
Peak Avg	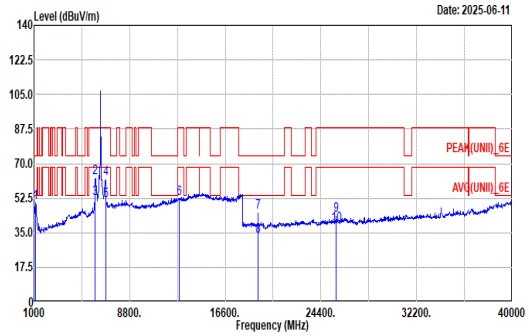 Site : 03CH22-HY Condition: PEAK(UNII)_6E 1m SHF_1225_240624 HORIZONTAL Freq Level Limit Line Margin Read Level Ant Factor Cable Loss Preamp Factor Aux Factor APos TPos Remark MHz dBuV/m dBuV/m dB dBuV dB/m dB dB dB cm deg 1 1128.00 50.25 74.00 -23.75 52.16 24.20 5.54 31.94 0.29 -- -- Peak 2 6000.00 62.99 88.20 -25.21 50.52 33.80 12.97 35.05 0.75 100 120 Peak 3 6000.00 52.09 68.20 -16.11 39.62 33.80 12.97 35.05 0.75 100 120 Average 4 6832.00 62.14 88.20 -26.06 46.68 36.60 13.87 35.82 0.81 100 58 Peak 5 6832.00 50.99 68.20 -17.21 35.53 36.60 13.87 35.82 0.81 100 58 Average 6 12830.00 52.06 88.20 -36.14 33.65 40.64 18.98 41.21 0.00 -- -- Peak 7 19245.00 45.25 74.00 -28.75 58.93 38.02 23.29 65.45 -9.54 202 62 Peak 8 19245.00 33.14 54.00 -20.86 46.82 38.02 23.29 65.45 -9.54 202 62 Average 9 25660.00 43.59 88.20 -44.61 47.15 39.28 27.30 60.60 -9.54 170 24 Peak 10 25660.00 39.17 68.20 -29.03 42.73 39.28 27.30 60.60 -9.54 170 24 Average	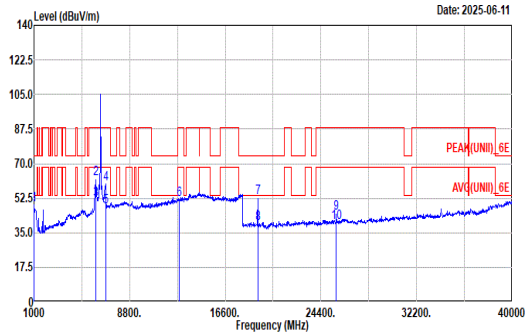 Site : 03CH22-HY Condition: PEAK(UNII)_6E 1m SHF_1225_240624 VERTICAL Freq Level Limit Line Margin Read Level Ant Factor Cable Loss Preamp Factor Aux Factor APos TPos Remark MHz dBuV/m dBuV/m dB dBuV dB/m dB dB dB cm deg 1 1000.00 49.15 74.00 -24.85 52.30 23.30 5.19 31.94 0.30 -- -- Peak 2 6024.00 62.25 88.20 -25.95 49.65 33.90 13.00 35.06 0.76 277 38 Peak 3 6024.00 51.84 68.20 -16.36 39.24 33.90 13.00 35.06 0.76 277 38 Average 4 6832.00 59.88 88.20 -28.32 44.42 36.60 13.87 35.82 0.81 100 43 Peak 5 6832.00 47.87 68.20 -20.33 32.41 36.60 13.87 35.82 0.81 100 43 Average 6 12830.00 51.92 88.20 -36.28 33.51 40.64 18.98 41.21 0.00 -- -- Peak 7 19245.00 52.94 74.00 -21.06 66.62 38.02 23.29 65.45 -9.54 172 7 Peak 8 19245.00 39.79 54.00 -14.21 53.47 38.02 23.29 65.45 -9.54 172 7 Average 9 25660.00 44.78 88.20 -43.42 48.34 39.28 27.30 60.60 -9.54 218 131 Peak 10 25660.00 40.06 68.20 -28.14 43.62 39.28 27.30 60.60 -9.54 218 131 Average

Mode	7	
	Harmonic	
	U-NII-5_5.925-6.425_802.11ax HE20_CH93_Full RU_6415MHz	
ANT	1+2	
Pol.	Horizontal	Vertical
10.6G ~18G Avg	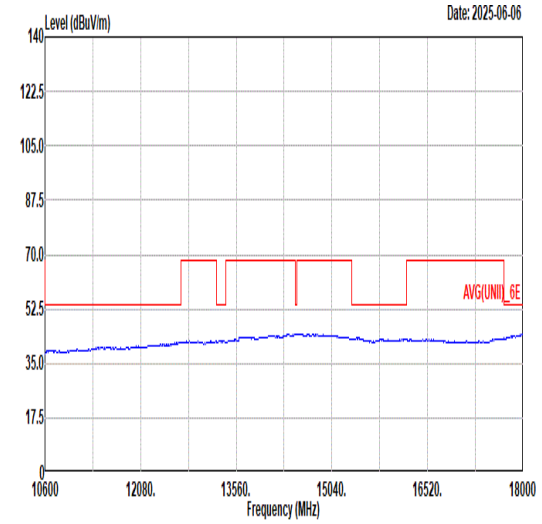 Site : 03CH22-HY Condition: AVG(UNII)_6E 3m DRH18-E_LE2C04A18EN_250520 HORIZONTAL	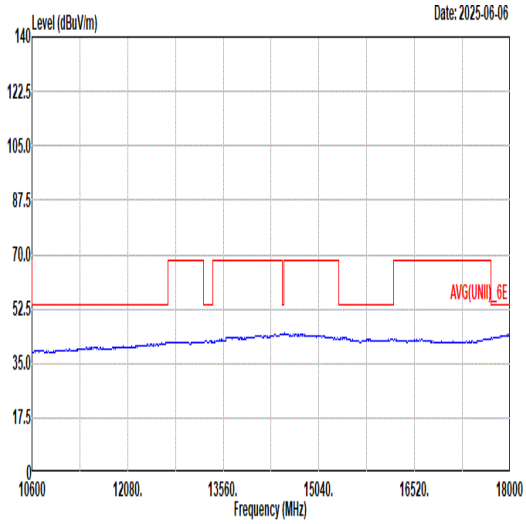 Site : 03CH22-HY Condition: AVG(UNII)_6E 3m DRH18-E_LE2C04A18EN_250520 VERTICAL

Mode	8	
	Band Edge	
	U-NII-5_5.925-6.425_802.11ax HE40_CH3_Full RU_5965MHz	
ANT	1+2	
Pol.	Horizontal	Fundamental
Peak	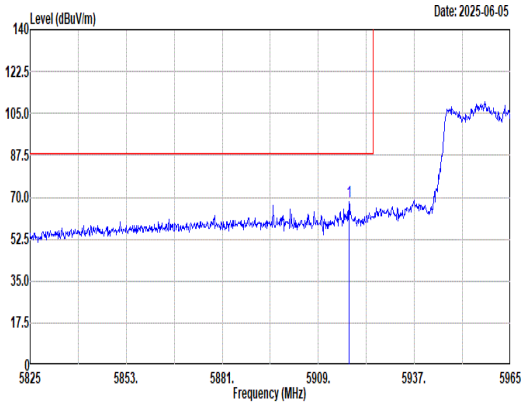 Site : 03CH22-HY Condition: PEAK_BE(UNII)_6E 3m DRH18-E_LE2C04A18EN_250520 HORIZONTAL : RBW:1000.000kHz VBW:3000.000kHz SWT:Auto Freq Level Limit Line Margin Read Level Ant Factor Cable Loss Preamp Factor Aux Factor APos TPos Remark MHz dBuV/m dBuV/m dB dBuV dB/m dB dB dB cm deg 1 5917.96 68.00 88.20 -20.20 55.71 33.66 12.76 35.03 0.90 101 116 Peak	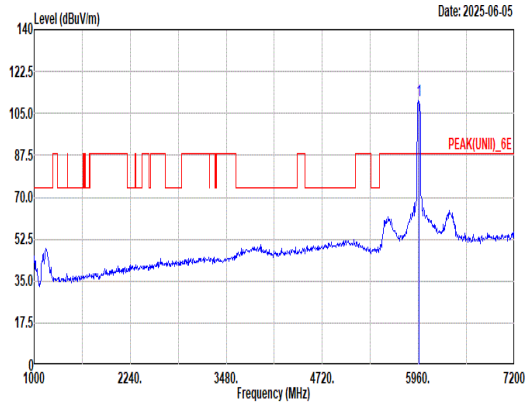 Site : 03CH22-HY Condition: PEAK(UNII)_6E 3m DRH18-E_LE2C04A18EN_250520 HORIZONTAL : RBW:1000.000kHz VBW:3000.000kHz SWT:Auto Freq Level Limit Line Margin Read Level Ant Factor Cable Loss Preamp Factor Aux Factor APos TPos Remark MHz dBuV/m dBuV/m dB dBuV dB/m dB dB dB cm deg 1 5965.00 110.37 ------ ------ 98.11 33.62 12.85 35.04 0.83 101 116 Peak
Avg	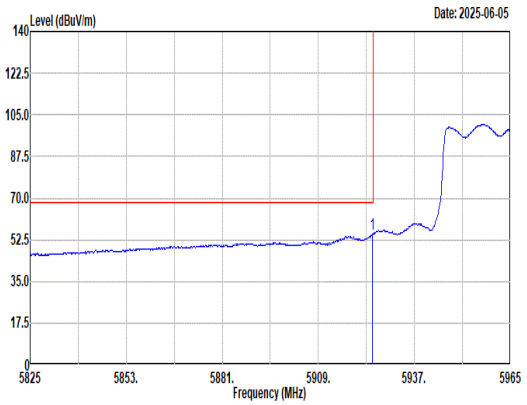 Site : 03CH22-HY Condition: AVG_BE(UNII)_6E 3m DRH18-E_LE2C04A18EN_250520 HORIZONTAL : RBW:1000.000kHz VBW:0.560kHz SWT:Auto Freq Level Limit Line Margin Read Level Ant Factor Cable Loss Preamp Factor Aux Factor APos TPos Remark MHz dBuV/m dBuV/m dB dBuV dB/m dB dB dB cm deg 1 5924.82 54.88 68.20 -13.32 42.59 33.65 12.78 35.03 0.89 101 116 Average	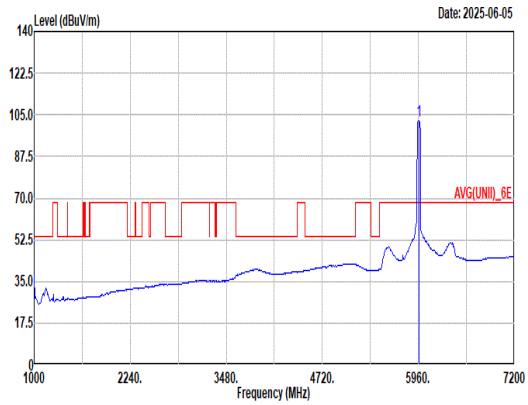 Site : 03CH22-HY Condition: AVG(UNII)_6E 3m DRH18-E_LE2C04A18EN_250520 HORIZONTAL : RBW:1000.000kHz VBW:0.560kHz SWT:Auto Freq Level Limit Line Margin Read Level Ant Factor Cable Loss Preamp Factor Aux Factor APos TPos Remark MHz dBuV/m dBuV/m dB dBuV dB/m dB dB dB cm deg 1 5965.00 102.49 ------ ------ 90.20 33.64 12.87 35.04 0.82 101 116 Average

Mode	8	
	Band Edge	
	U-NII-5_5.925-6.425_802.11ax HE40_CH3_Full RU_5965MHz	
ANT	1+2	
Pol.	Vertical	Fundamental
Peak	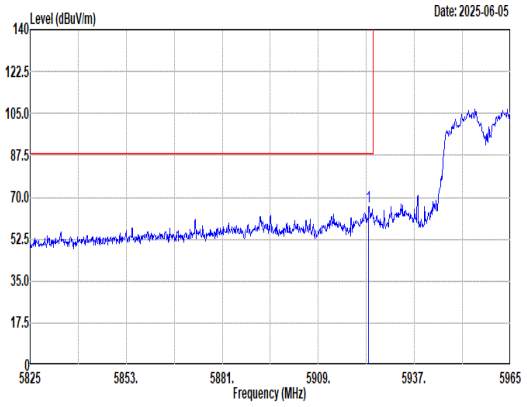 Site : 03CH22-HY Condition: PEAK_BE(UNII)_6E 3m DRH18-E_LE2C04A18EN_250520 VERTICAL : RBW:1000.000kHz VBW:3000.000kHz SWT:Auto Freq Level Limit Line Margin Read Level Ant Factor Cable Loss Preamp Factor Aux Factor APos TPos Remark MHz dBuV/m dBuV/m dB dBuV dB/m dB dB dB cm deg 1 5923.70 66.23 88.20 -21.97 53.94 33.65 12.78 35.03 0.89 324 138 Peak	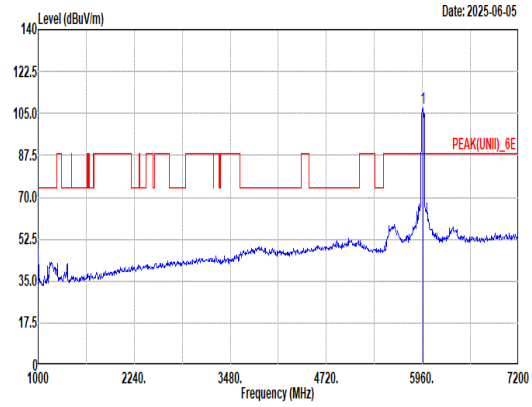 Site : 03CH22-HY Condition: PEAK(UNII)_6E 3m DRH18-E_LE2C04A18EN_250520 VERTICAL : RBW:1000.000kHz VBW:3000.000kHz SWT:Auto Freq Level Limit Line Margin Read Level Ant Factor Cable Loss Preamp Factor Aux Factor APos TPos Remark MHz dBuV/m dBuV/m dB dBuV dB/m dB dB dB cm deg 1 5965.00 107.18 ------ ------ 94.83 33.69 12.90 35.04 0.80 324 138 Peak
Avg	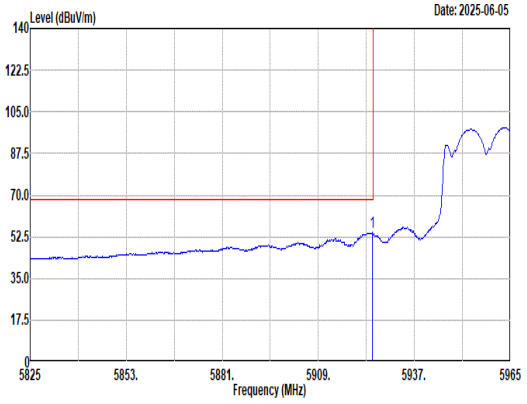 Site : 03CH22-HY Condition: AVG_BE(UNII)_6E 3m DRH18-E_LE2C04A18EN_250520 VERTICAL : RBW:1000.000kHz VBW:0.560kHz SWT:Auto Freq Level Limit Line Margin Read Level Ant Factor Cable Loss Preamp Factor Aux Factor APos TPos Remark MHz dBuV/m dBuV/m dB dBuV dB/m dB dB dB cm deg 1 5924.82 54.40 68.20 -13.80 42.11 33.65 12.78 35.03 0.89 324 138 Average	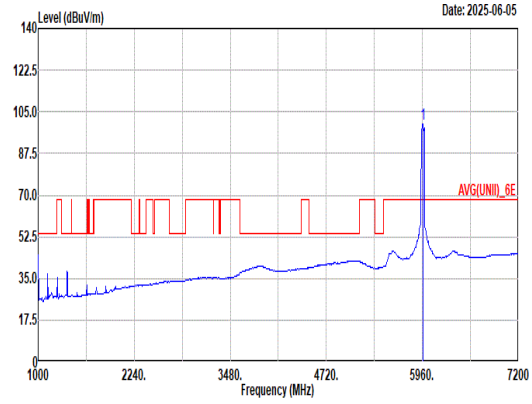 Site : 03CH22-HY Condition: AVG(UNII)_6E 3m DRH18-E_LE2C04A18EN_250520 VERTICAL : RBW:1000.000kHz VBW:0.560kHz SWT:Auto Freq Level Limit Line Margin Read Level Ant Factor Cable Loss Preamp Factor Aux Factor APos TPos Remark MHz dBuV/m dBuV/m dB dBuV dB/m dB dB dB cm deg 1 5965.00 99.84 ------ ------ 87.52 33.66 12.89 35.04 0.81 324 138 Average

Mode	8	
	Harmonic	
	U-NII-5_5.925-6.425_802.11ax HE40_CH3_Full RU_5965MHz	
ANT	1+2	
Pol.	Horizontal	Vertical
Peak Avg	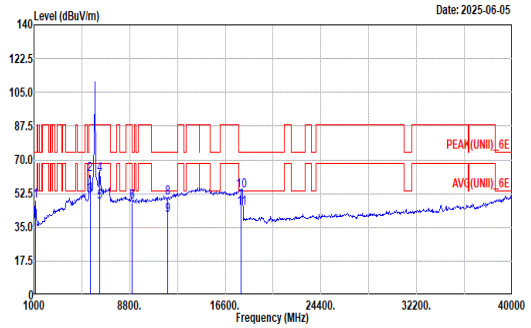 Site : 03CH22-HY Condition: PEAK(UNII)_6E 3m DRH18-E_LE2C04A18EN_250520 HORIZONTAL	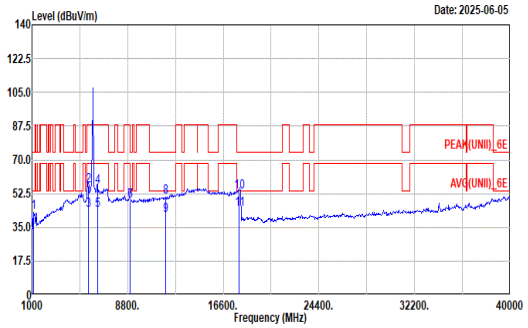 Site : 03CH22-HY Condition: PEAK(UNII)_6E 3m DRH18-E_LE2C04A18EN_250520 VERTICAL

Horizontal:

	Freq	Level	Limit Line	Margin	Read Level	Ant Factor	Cable Loss	Preamp Factor	Aux Factor	APos	TPos	Remark
	MHz	dBuV/m	dBuV/m	dB	dBuV	dB/m	dB	dB	dB	cm	deg	
1	1148.80	48.68	74.00	-25.32	50.73	24.01	5.59	31.94	0.29	--	--	Peak
2	5569.40	62.25	88.20	-25.95	51.31	32.74	12.41	34.96	0.75	100	120	Peak
3	5569.40	51.06	68.20	-17.14	40.12	32.74	12.41	34.96	0.75	100	120	Average
4	6356.80	62.22	88.20	-25.98	47.69	35.53	13.34	35.19	0.85	100	56	Peak
5	6356.80	48.11	68.20	-20.09	33.58	35.53	13.34	35.19	0.85	100	56	Average
6	9000.00	48.10	74.00	-25.90	31.98	37.30	15.95	38.09	0.96	200	285	Peak
7	9000.00	48.10	74.00	-25.90	31.98	37.30	15.95	38.09	0.96	200	285	Peak
8	11930.00	50.00	74.00	-24.00	33.55	39.16	18.13	40.84	0.00	--	--	Peak
9	11930.00	40.98	54.00	-13.02	24.53	39.16	18.13	40.84	0.00	--	--	Average
10	17895.00	53.87	74.00	-20.13	35.95	41.38	22.24	45.70	0.00	--	--	Peak
11	17895.00	44.83	54.00	-9.17	26.91	41.38	22.24	45.70	0.00	--	--	Average

Vertical:

	Freq	Level	Limit Line	Margin	Read Level	Ant Factor	Cable Loss	Preamp Factor	Aux Factor	APos	TPos	Remark
	MHz	dBuV/m	dBuV/m	dB	dBuV	dB/m	dB	dB	dB	cm	deg	
1	1148.80	42.92	74.00	-31.08	44.97	24.01	5.59	31.94	0.29	--	--	Peak
2	5594.20	56.69	88.20	-31.51	45.69	32.79	12.42	34.96	0.75	100	123	Peak
3	5594.20	43.80	68.20	-24.40	32.80	32.79	12.42	34.96	0.75	100	123	Average
4	6356.80	56.15	88.20	-32.05	41.62	35.53	13.34	35.19	0.85	100	0	Peak
5	6356.80	43.82	68.20	-24.38	29.29	35.53	13.34	35.19	0.85	100	0	Average
6	9000.00	48.81	74.00	-25.19	32.69	37.30	15.95	38.09	0.96	202	0	Peak
7	9000.00	48.81	74.00	-25.19	32.69	37.30	15.95	38.09	0.96	202	0	Peak
8	11930.00	50.46	74.00	-23.54	34.01	39.16	18.13	40.84	0.00	--	--	Peak
9	11930.00	41.38	54.00	-12.62	24.93	39.16	18.13	40.84	0.00	--	--	Average
10	17895.00	53.28	74.00	-20.72	35.36	41.38	22.24	45.70	0.00	--	--	Peak
11	17895.00	44.26	54.00	-9.74	26.34	41.38	22.24	45.70	0.00	--	--	Average

Mode	8	
	Harmonic	
	U-NII-5_5.925-6.425_802.11ax HE40_CH3_Full RU_5965MHz	
ANT	1+2	
Pol.	Horizontal	Vertical
10.6G ~18G Avg	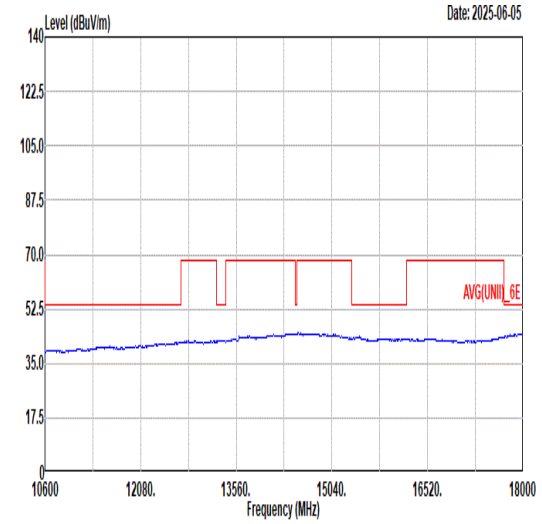 Site : 03CH22-HY Condition: AVG(UNII)_6E 3m DRH18-E_LE2C04A18EN_250520 HORIZONTAL	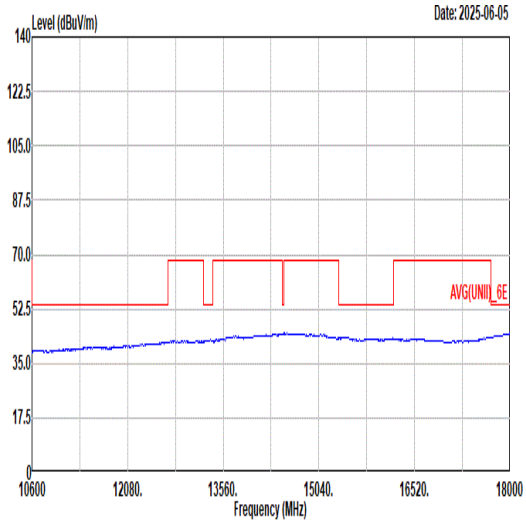 Site : 03CH22-HY Condition: AVG(UNII)_6E 3m DRH18-E_LE2C04A18EN_250520 VERTICAL

Mode	9	
	Band Edge	
	U-NII-5_5.925-6.425_802.11ax HE40_CH3_Partial RU 242/61_5965MHz	
ANT	1+2	
Pol.	Horizontal	Fundamental
Peak	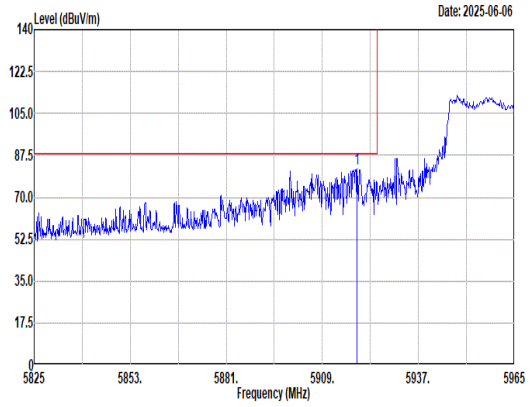 Site : 03CH22-HY Condition: PEAK_BE(UNII)_6E 3m DRH18-E_LE2C04A18EN_250520 HORIZONTAL : RBW:1000.000kHz VBW:3000.000kHz SWT:Auto Freq Level Limit Line Margin Read Level Ant Factor Cable Loss Preamp Factor Aux Factor APos TPos Remark MHz dBuV/m dBuV/m dB dBuV dB/m dB dB dB cm deg 1 5919.08 81.71 88.20 -6.49 69.41 33.66 12.77 35.03 0.90 100 119 Peak	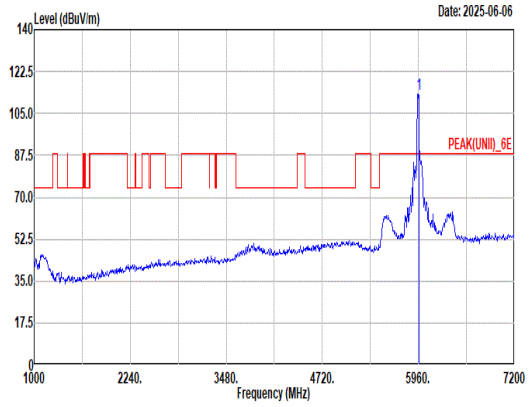 Site : 03CH22-HY Condition: PEAK(UNII)_6E 3m DRH18-E_LE2C04A18EN_250520 HORIZONTAL : RBW:1000.000kHz VBW:3000.000kHz SWT:Auto Freq Level Limit Line Margin Read Level Ant Factor Cable Loss Preamp Factor Aux Factor APos TPos Remark MHz dBuV/m dBuV/m dB dBuV dB/m dB dB dB cm deg 1 5965.00 112.92 ------ ------ 100.68 33.60 12.84 35.04 0.84 100 119 Peak
Avg	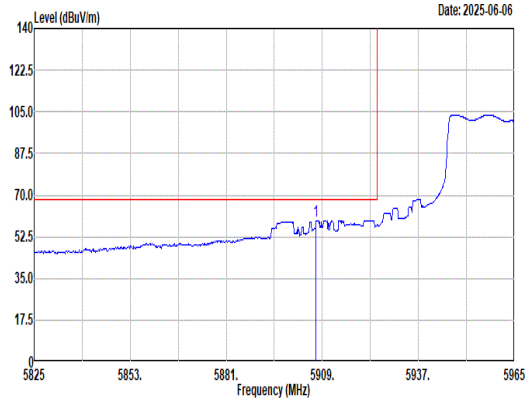 Site : 03CH22-HY Condition: AVG_BE(UNII)_6E 3m DRH18-E_LE2C04A18EN_250520 HORIZONTAL : RBW:1000.000kHz VBW:0.010kHz SWT:Auto Freq Level Limit Line Margin Read Level Ant Factor Cable Loss Preamp Factor Aux Factor APos TPos Remark MHz dBuV/m dBuV/m dB dBuV dB/m dB dB dB cm deg 1 5907.18 59.34 68.20 -8.86 47.02 33.69 12.74 35.03 0.92 100 119 Average	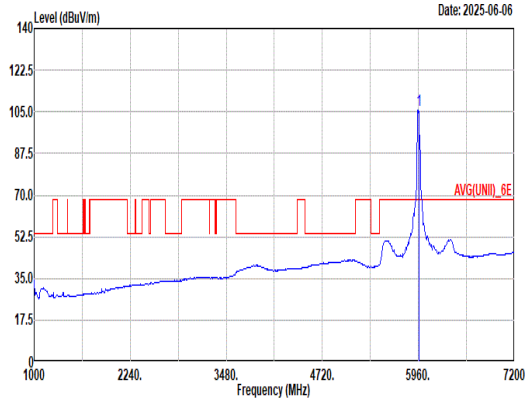 Site : 03CH22-HY Condition: AVG(UNII)_6E 3m DRH18-E_LE2C04A18EN_250520 HORIZONTAL : RBW:1000.000kHz VBW:0.010kHz SWT:Auto Freq Level Limit Line Margin Read Level Ant Factor Cable Loss Preamp Factor Aux Factor APos TPos Remark MHz dBuV/m dBuV/m dB dBuV dB/m dB dB dB cm deg 1 5965.00 105.53 ------ ------ 93.29 33.60 12.84 35.04 0.84 100 119 Average

Mode	9	
	Band Edge	
	U-NII-5_5.925-6.425_802.11ax HE40_CH3_Partial RU 242/61_5965MHz	
ANT	1+2	
Pol.	Vertical	Fundamental
Peak	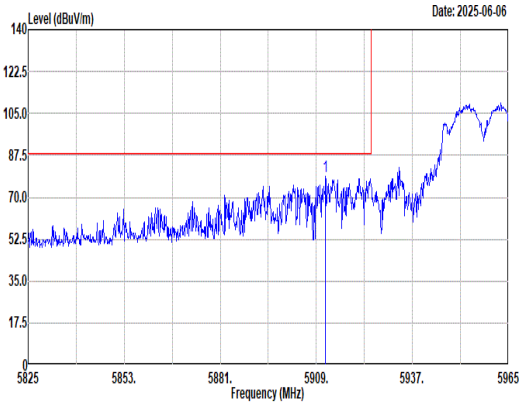 Site : 03CH22-HY Condition: PEAK_BE(UNII)_6E 3m DRH18-E_LE2C04A18EN_250520 VERTICAL : RBW:1000.000kHz VBW:3000.000kHz SWT:Auto Freq Level Limit Line Margin Read Level Ant Factor Cable Loss Preamp Factor Aux Factor APos TPos Remark MHz dBuV/m dBuV/m dB dBuV dB/m dB dB dB cm deg 1 5911.66 78.67 88.20 -9.53 66.36 33.68 12.75 35.03 0.91 359 132 Peak	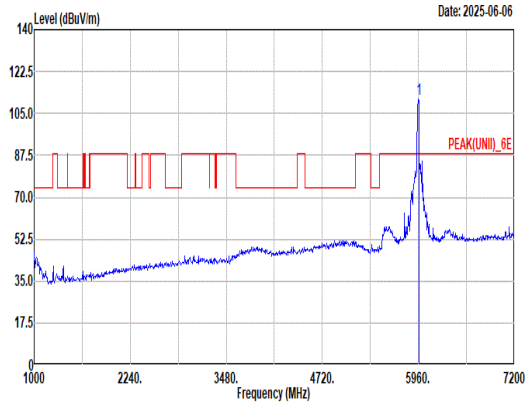 Site : 03CH22-HY Condition: PEAK(UNII)_6E 3m DRH18-E_LE2C04A18EN_250520 VERTICAL : RBW:1000.000kHz VBW:3000.000kHz SWT:Auto Freq Level Limit Line Margin Read Level Ant Factor Cable Loss Preamp Factor Aux Factor APos TPos Remark MHz dBuV/m dBuV/m dB dBuV dB/m dB dB dB cm deg 1 5965.00 111.19 ------ ------ 98.90 33.64 12.87 35.04 0.82 359 132 Peak
Avg	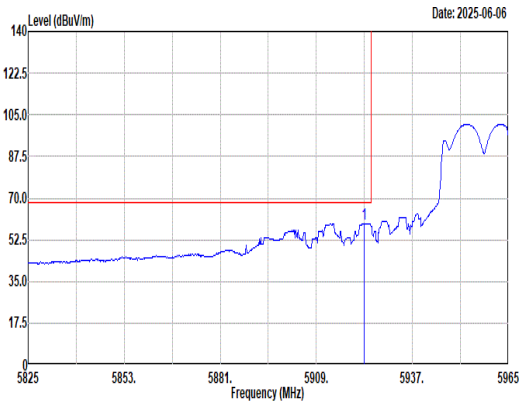 Site : 03CH22-HY Condition: AVG_BE(UNII)_6E 3m DRH18-E_LE2C04A18EN_250520 VERTICAL : RBW:1000.000kHz VBW:0.010kHz SWT:Auto Freq Level Limit Line Margin Read Level Ant Factor Cable Loss Preamp Factor Aux Factor APos TPos Remark MHz dBuV/m dBuV/m dB dBuV dB/m dB dB dB cm deg 1 5923.00 59.26 68.20 -8.94 46.97 33.65 12.78 35.03 0.89 359 132 Average	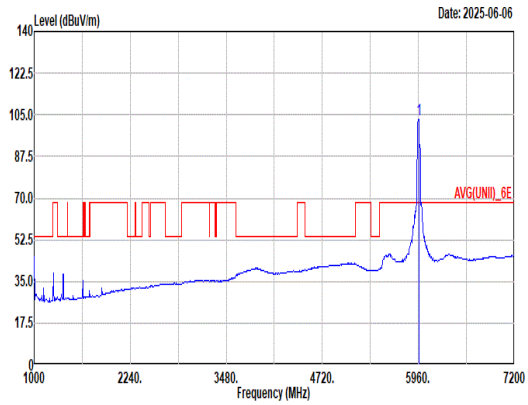 Site : 03CH22-HY Condition: AVG(UNII)_6E 3m DRH18-E_LE2C04A18EN_250520 VERTICAL : RBW:1000.000kHz VBW:0.010kHz SWT:Auto Freq Level Limit Line Margin Read Level Ant Factor Cable Loss Preamp Factor Aux Factor APos TPos Remark MHz dBuV/m dBuV/m dB dBuV dB/m dB dB dB cm deg 1 5965.00 102.81 ------ ------ 90.55 33.62 12.85 35.04 0.83 359 132 Average

Mode	10	
	Harmonic	
	U-NII-5_5.925-6.425_802.11ax HE40_CH51_Full RU_6205MHz	
ANT	1+2	
Pol.	Horizontal	Vertical
Peak Avg	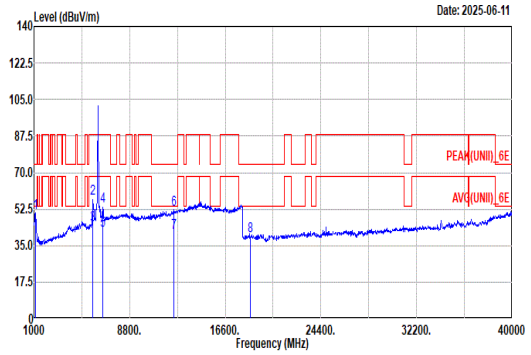 Site : 03CH22-HY Condition: PEAK(UNII)_6E 1m SHF_1225_240624 HORIZONTAL	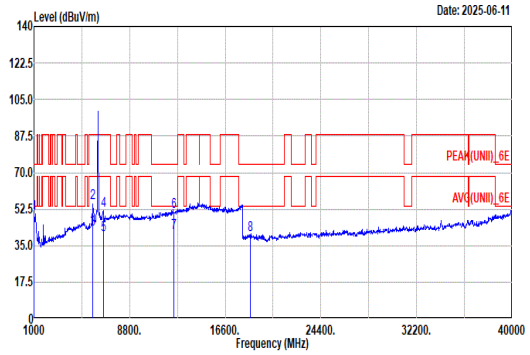 Site : 03CH22-HY Condition: PEAK(UNII)_6E 1m SHF_1225_240624 VERTICAL

Horizontal:

	Freq	Level	Limit Line	Margin	Read Level	Ant Factor	Cable Loss	Preamp Factor	Aux Factor	APos	TPos	Remark
	MHz	dBuV/m	dBuV/m	dB	dBuV	dB/m	dB	dB	dB	cm	deg	
1	1120.00	50.82	74.00	-23.18	52.76	24.20	5.51	31.94	0.29	--	--	Peak
2	5792.00	57.68	88.20	-30.52	45.33	33.78	12.47	35.00	1.10	100	125	Peak
3	5792.00	44.80	68.20	-23.40	32.45	33.78	12.47	35.00	1.10	100	125	Average
4	6632.00	53.90	88.20	-34.30	38.67	36.26	13.60	35.47	0.84	100	58	Peak
5	6632.00	42.31	68.20	-25.89	27.08	36.26	13.60	35.47	0.84	100	58	Average
6	12410.00	52.30	74.00	-21.70	34.84	39.90	18.69	41.13	0.00	--	--	Peak
7	12410.00	41.23	54.00	-12.77	23.77	39.90	18.69	41.13	0.00	--	--	Average
8	18615.00	39.58	74.00	-34.42	54.34	38.30	22.87	66.39	-9.54	--	--	Peak

Vertical:

	Freq	Level	Limit Line	Margin	Read Level	Ant Factor	Cable Loss	Preamp Factor	Aux Factor	APos	TPos	Remark
	MHz	dBuV/m	dBuV/m	dB	dBuV	dB/m	dB	dB	dB	cm	deg	
1	1008.00	50.12	74.00	-23.88	53.25	23.30	5.21	31.94	0.30	--	--	Peak
2	5768.00	55.67	88.20	-32.53	43.42	33.74	12.46	35.00	1.05	393	132	Peak
3	5768.00	42.85	68.20	-25.35	30.60	33.74	12.46	35.00	1.05	393	132	Average
4	6656.00	51.62	88.20	-36.58	36.34	36.32	13.64	35.51	0.83	100	360	Peak
5	6656.00	40.41	68.20	-27.79	25.13	36.32	13.64	35.51	0.83	100	360	Average
6	12410.00	51.43	74.00	-22.57	33.97	39.90	18.69	41.13	0.00	--	--	Peak
7	12410.00	41.29	54.00	-12.71	23.83	39.90	18.69	41.13	0.00	--	--	Average
8	18615.00	40.04	74.00	-33.96	54.80	38.30	22.87	66.39	-9.54	--	--	Peak

Mode	10	
	Harmonic	
	U-NII-5_5.925-6.425_802.11ax HE40_CH51_Full RU_6205MHz	
ANT	1+2	
Pol.	Horizontal	Vertical
10.6G ~18G Avg	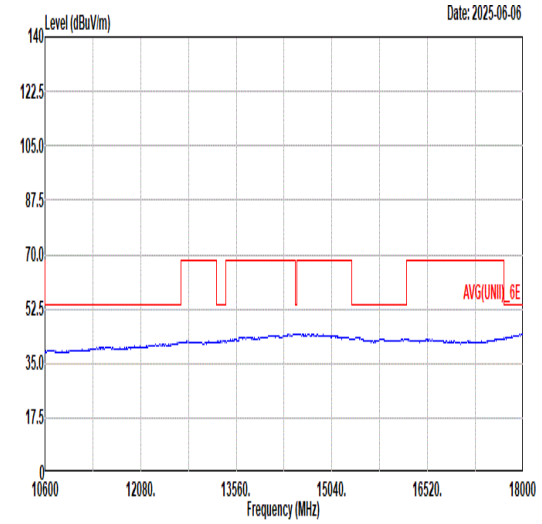 Site : 03CH22-HY Condition: AVG(UNII)_6E 3m DRH18-E_LE2C04A18EN_250520 HORIZONTAL	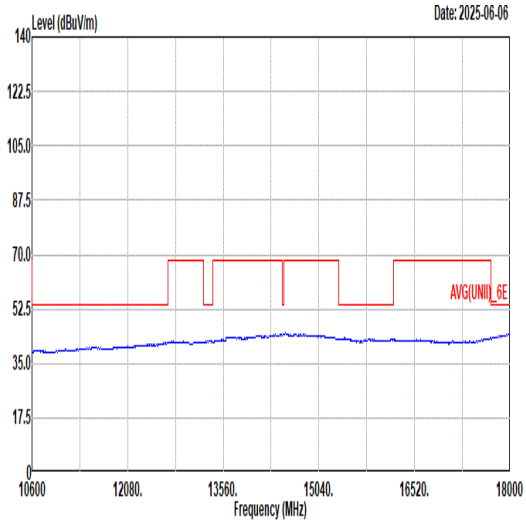 Site : 03CH22-HY Condition: AVG(UNII)_6E 3m DRH18-E_LE2C04A18EN_250520 VERTICAL

Mode	11	
	Harmonic	
	U-NII-5_5.925-6.425_802.11ax HE40_CH91_Full RU_6405MHz	
ANT	1+2	
Pol.	Horizontal	Vertical
Peak Avg	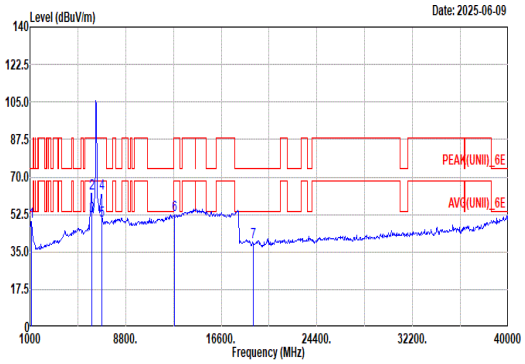 Site : 03CH22-HY Condition: PEAK(UNII)_6E 3m DRH18-E_LE2C04A18EN_250520 HORIZONTAL Freq Level Limit Line Margin Read Level Ant Factor Cable Loss Preamp Factor Aux Factor APos TPos Remark MHz dBuV/m dBuV/m dB dBuV dB/m dB dB dB cm deg 1 1152.00 49.36 74.00 -24.64 51.37 24.04 5.60 31.94 0.29 -- -- Peak 2 6016.00 62.50 88.20 -25.70 49.95 33.86 12.99 35.06 0.76 100 121 Peak 3 6016.00 51.55 68.20 -16.65 39.00 33.86 12.99 35.06 0.76 100 121 Average 4 6840.00 62.16 88.20 -26.04 46.72 36.60 13.87 35.84 0.81 100 63 Peak 5 6840.00 49.91 68.20 -18.29 34.47 36.60 13.87 35.84 0.81 100 63 Average 6 12810.00 52.31 88.20 -35.89 33.86 40.68 18.97 41.20 0.00 -- -- Peak 7 19215.00 39.45 74.00 -34.55 53.07 38.14 23.27 65.49 -9.54 -- -- Peak	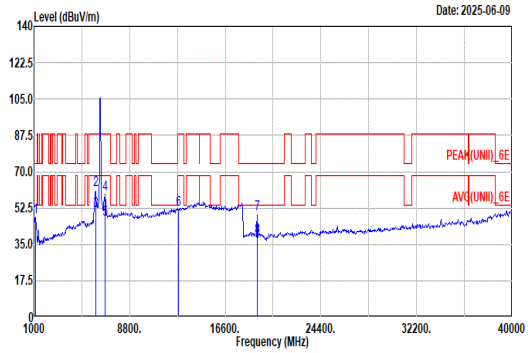 Site : 03CH22-HY Condition: PEAK(UNII)_6E 3m DRH18-E_LE2C04A18EN_250520 VERTICAL Freq Level Limit Line Margin Read Level Ant Factor Cable Loss Preamp Factor Aux Factor APos TPos Remark MHz dBuV/m dBuV/m dB dBuV dB/m dB dB dB cm deg 1 1112.00 48.16 74.00 -25.84 50.36 23.96 5.49 31.94 0.29 -- -- Peak 2 6016.00 61.22 88.20 -26.98 48.67 33.86 12.99 35.06 0.76 100 339 Peak 3 6016.00 51.27 68.20 -16.93 38.72 33.86 12.99 35.06 0.76 100 339 Average 4 6792.00 59.29 88.20 -28.91 43.81 36.57 13.85 35.75 0.81 101 359 Peak 5 6792.00 46.96 68.20 -21.24 31.48 36.57 13.85 35.75 0.81 101 359 Average 6 12810.00 51.94 88.20 -36.26 33.49 40.68 18.97 41.20 0.00 -- -- Peak 7 19215.00 49.62 74.00 -24.38 63.24 38.14 23.27 65.49 -9.54 171 0 Peak 8 19215.00 38.61 54.00 -15.39 52.23 38.14 23.27 65.49 -9.54 171 0 Average

Mode	11	
	Harmonic	
	U-NII-5_5.925-6.425_802.11ax HE40_CH91_Full RU_6405MHz	
ANT	1+2	
Pol.	Horizontal	Vertical
10.6G ~18G Avg	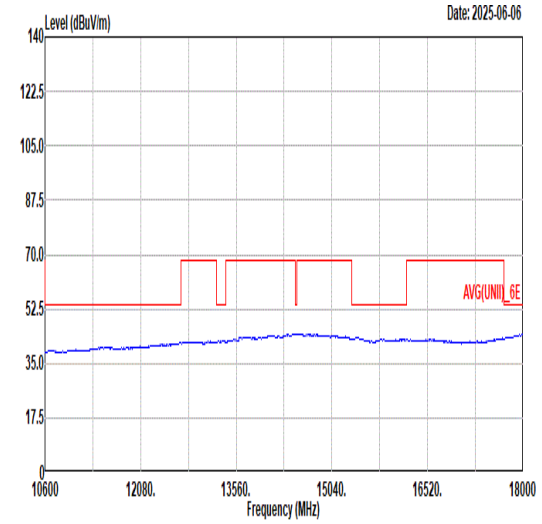 Site : 03CH22-HY Condition: AVG(UNII)_6E 3m DRH18-E_LE2C04A18EN_250520 HORIZONTAL	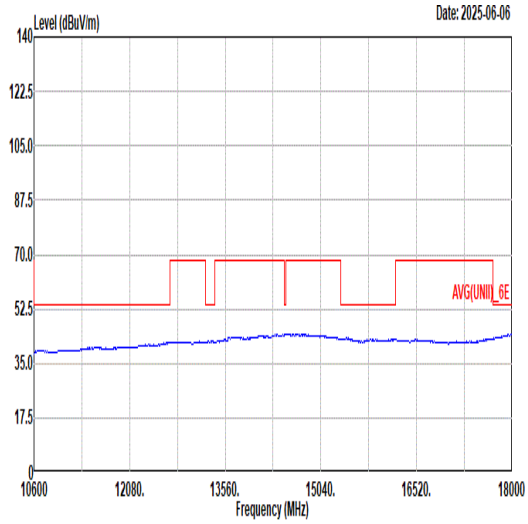 Site : 03CH22-HY Condition: AVG(UNII)_6E 3m DRH18-E_LE2C04A18EN_250520 VERTICAL

Mode	12	
	Band Edge	
	U-NII-5_5.925-6.425_802.11ax HE80_CH7_Full RU_5985MHz	
ANT	1+2	
Pol.	Horizontal	Fundamental
Peak	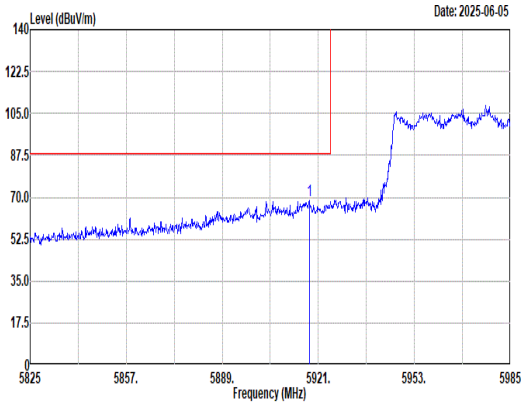 Site : 03CH22-HY Condition: PEAK_BE(UNII)_6E 3m DRH18-E_LE2C04A18EN_250520 HORIZONTAL : RBW:1000.000kHz VBW:3000.000kHz SWT:Auto Freq Level Limit Line Margin Read Level Ant Factor Cable Loss Preamp Factor Aux Factor APos TPos Remark MHz dBuV/m dBuV/m dB dBuV dB/m dB dB dB cm deg 1 5917.96 68.72 88.20 -19.48 56.43 33.66 12.76 35.03 0.90 100 118 Peak	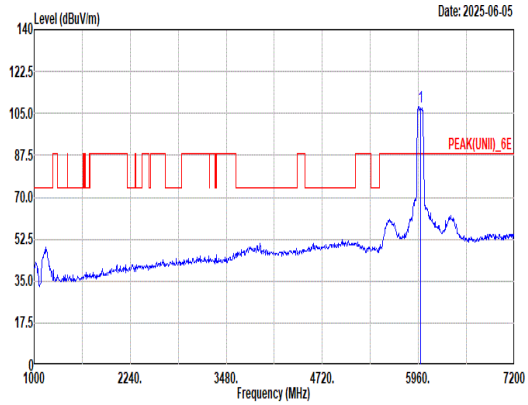 Site : 03CH22-HY Condition: PEAK(UNII)_6E 3m DRH18-E_LE2C04A18EN_250520 HORIZONTAL : RBW:1000.000kHz VBW:3000.000kHz SWT:Auto Freq Level Limit Line Margin Read Level Ant Factor Cable Loss Preamp Factor Aux Factor APos TPos Remark MHz dBuV/m dBuV/m dB dBuV dB/m dB dB dB cm deg 1 5985.00 107.80 ------ ------ 95.51 33.64 12.87 35.04 0.82 100 118 Peak
Avg	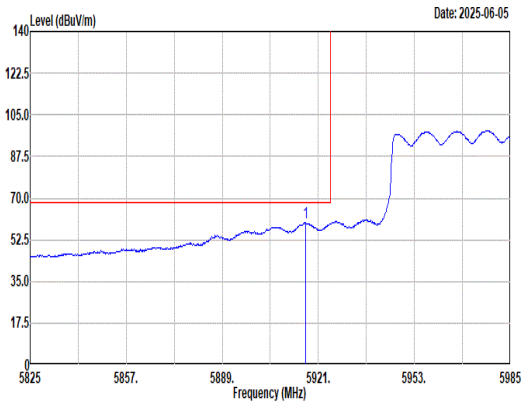 Site : 03CH22-HY Condition: AVG_BE(UNII)_6E 3m DRH18-E_LE2C04A18EN_250520 HORIZONTAL : RBW:1000.000kHz VBW:1.100kHz SWT:Auto Freq Level Limit Line Margin Read Level Ant Factor Cable Loss Preamp Factor Aux Factor APos TPos Remark MHz dBuV/m dBuV/m dB dBuV dB/m dB dB dB cm deg 1 5916.84 59.84 68.20 -8.36 47.54 33.67 12.76 35.03 0.90 100 118 Average	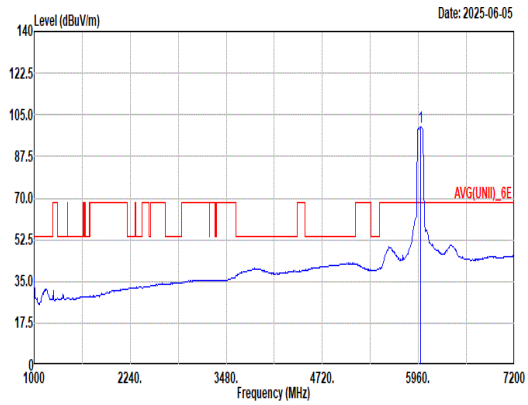 Site : 03CH22-HY Condition: AVG(UNII)_6E 3m DRH18-E_LE2C04A18EN_250520 HORIZONTAL : RBW:1000.000kHz VBW:1.100kHz SWT:Auto Freq Level Limit Line Margin Read Level Ant Factor Cable Loss Preamp Factor Aux Factor APos TPos Remark MHz dBuV/m dBuV/m dB dBuV dB/m dB dB dB cm deg 1 5985.00 99.99 ------ ------ 87.59 33.74 12.93 35.05 0.78 100 118 Average

Mode	12	
	Band Edge	
	U-NII-5_5.925-6.425_802.11ax HE80_CH7_Full RU_5985MHz	
ANT	1+2	
Pol.	Vertical	Fundamental
Peak	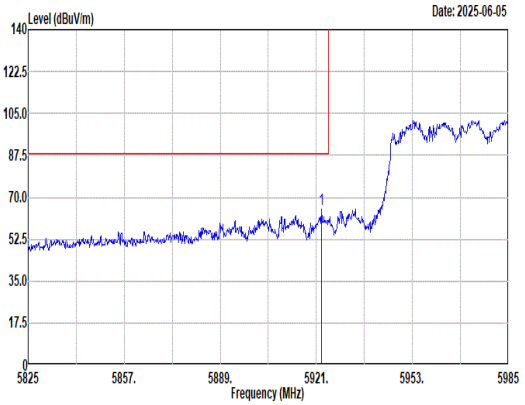 Site : 03CH22-HY Condition: PEAK_BE(UNII)_6E 3m DRH18-E_LE2C04A18EN_250520 VERTICAL : RBW:1000.000kHz VBW:3000.000kHz SWT:Auto Freq Level Limit Line Margin Read Level Ant Factor Cable Loss Preamp Factor Aux Factor APos TPos Remark MHz dBuV/m dBuV/m dB dBuV dB/m dB dB dB cm deg 1 5922.60 65.06 88.20 -23.14 52.77 33.65 12.78 35.03 0.89 300 141 Peak	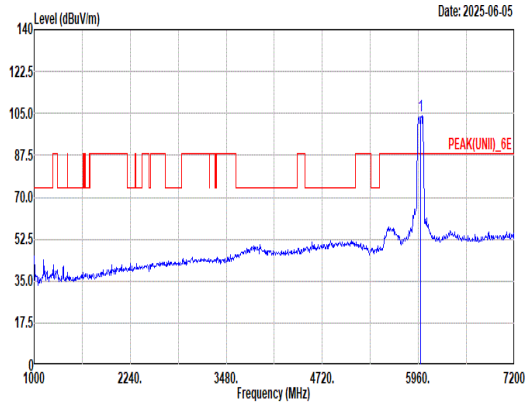 Site : 03CH22-HY Condition: PEAK(UNII)_6E 3m DRH18-E_LE2C04A18EN_250520 VERTICAL : RBW:1000.000kHz VBW:3000.000kHz SWT:Auto Freq Level Limit Line Margin Read Level Ant Factor Cable Loss Preamp Factor Aux Factor APos TPos Remark MHz dBuV/m dBuV/m dB dBuV dB/m dB dB dB cm deg 1 5985.00 103.96 ------ ------ 91.48 33.81 12.97 35.05 0.75 300 141 Peak
Avg	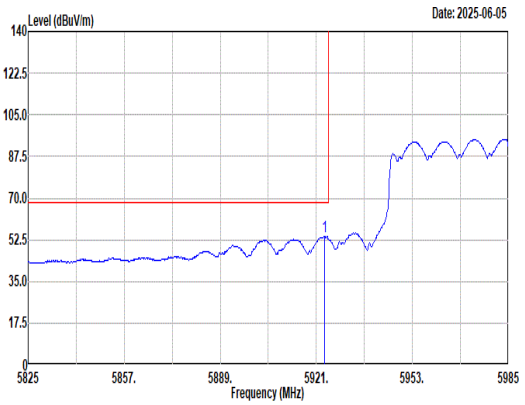 Site : 03CH22-HY Condition: AVG_BE(UNII)_6E 3m DRH18-E_LE2C04A18EN_250520 VERTICAL : RBW:1000.000kHz VBW:1.100kHz SWT:Auto Freq Level Limit Line Margin Read Level Ant Factor Cable Loss Preamp Factor Aux Factor APos TPos Remark MHz dBuV/m dBuV/m dB dBuV dB/m dB dB dB cm deg 1 5923.72 53.97 68.20 -14.23 41.68 33.65 12.78 35.03 0.89 300 141 Average	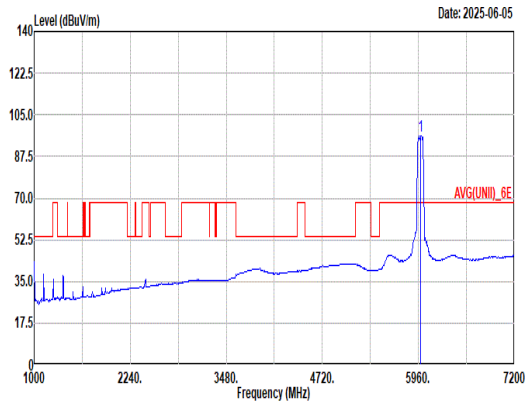 Site : 03CH22-HY Condition: AVG(UNII)_6E 3m DRH18-E_LE2C04A18EN_250520 VERTICAL : RBW:1000.000kHz VBW:1.100kHz SWT:Auto Freq Level Limit Line Margin Read Level Ant Factor Cable Loss Preamp Factor Aux Factor APos TPos Remark MHz dBuV/m dBuV/m dB dBuV dB/m dB dB dB cm deg 1 5985.00 96.30 ------ ------ 83.87 33.76 12.95 35.05 0.77 300 141 Average

Mode	12	
	Harmonic	
	U-NII-5_5.925-6.425_802.11ax HE80_CH7_Full RU_5985MHz	
ANT	1+2	
Pol.	Horizontal	Vertical
Peak Avg	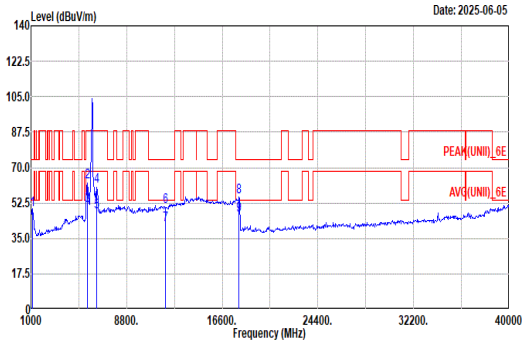 Site : 03CH22-HY Condition: PEAK(UNII)_6E 3m DRH18-E_LE2C04A18EN_250520 HORIZONTAL Freq Level Limit Line Margin Read Level Ant Factor Cable Loss Preamp Factor Aux Factor APos TPos Remark MHz dBuV/m dBuV/m dB dBuV dB/m dB dB dB cm deg 1 1136.00 49.22 74.00 -24.78 51.17 24.14 5.56 31.94 0.29 -- -- Peak 2 5624.00 62.76 88.20 -25.44 51.52 32.99 12.43 34.97 0.79 100 120 Peak 3 5624.00 51.07 68.20 -17.13 39.83 32.99 12.43 34.97 0.79 100 120 Average 4 6384.00 60.85 88.20 -27.35 46.20 35.64 13.36 35.20 0.85 100 56 Peak 5 6384.00 47.89 68.20 -20.31 33.24 35.64 13.36 35.20 0.85 100 56 Average 6 11970.00 50.94 74.00 -23.06 34.42 39.24 18.15 40.87 0.00 -- -- Peak 7 11970.00 41.93 54.00 -12.07 25.41 39.24 18.15 40.87 0.00 -- -- Average 8 17955.00 55.46 74.00 -18.54 37.21 41.53 22.30 45.58 0.00 -- -- Peak 9 17955.00 46.44 54.00 -7.56 28.19 41.53 22.30 45.58 0.00 -- -- Average	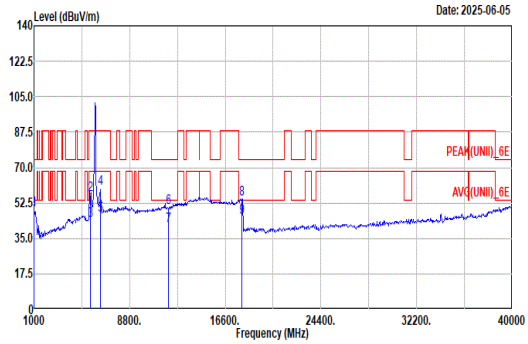 Site : 03CH22-HY Condition: PEAK(UNII)_6E 3m DRH18-E_LE2C04A18EN_250520 VERTICAL Freq Level Limit Line Margin Read Level Ant Factor Cable Loss Preamp Factor Aux Factor APos TPos Remark MHz dBuV/m dBuV/m dB dBuV dB/m dB dB dB cm deg 1 1000.00 48.95 74.00 -25.05 52.10 23.30 5.19 31.94 0.30 -- -- Peak 2 5592.00 56.27 88.20 -31.93 45.28 32.78 12.42 34.96 0.75 100 128 Peak 3 5592.00 44.00 68.20 -24.20 33.01 32.78 12.42 34.96 0.75 100 128 Average 4 6400.00 59.68 88.20 -28.52 44.95 35.70 13.38 35.20 0.85 100 341 Peak 5 6400.00 46.63 68.20 -21.57 31.90 35.70 13.38 35.20 0.85 100 341 Average 6 11970.00 50.11 74.00 -23.89 33.59 39.24 18.15 40.87 0.00 -- -- Peak 7 11970.00 41.03 54.00 -12.97 24.51 39.24 18.15 40.87 0.00 -- -- Average 8 17955.00 54.29 74.00 -19.71 36.04 41.53 22.30 45.58 0.00 -- -- Peak 9 17955.00 45.29 54.00 -8.71 27.04 41.53 22.30 45.58 0.00 -- -- Average

Mode	12	
	Harmonic	
	U-NII-5_5.925-6.425_802.11ax HE80_CH7_Full RU_5985MHz	
ANT	1+2	
Pol.	Horizontal	Vertical
10.6G ~18G Avg	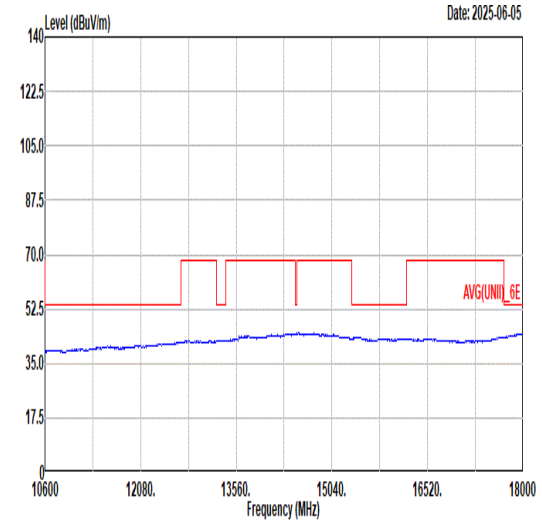 Site : 03CH22-HY Condition: AVG(UNII)_6E 3m DRH18-E_LE2C04A18EN_250520 HORIZONTAL	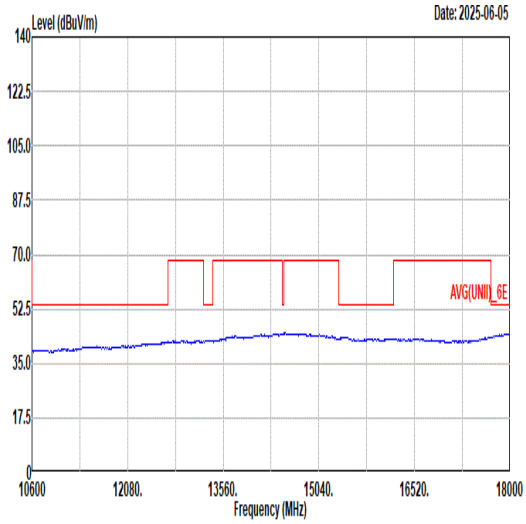 Site : 03CH22-HY Condition: AVG(UNII)_6E 3m DRH18-E_LE2C04A18EN_250520 VERTICAL

Mode	13	
	Band Edge	
	U-NII-5_5.925-6.425_802.11ax HE80_CH7_Partial RU 484/65_5985MHz	
ANT	1+2	
Pol.	Horizontal	Fundamental
Peak	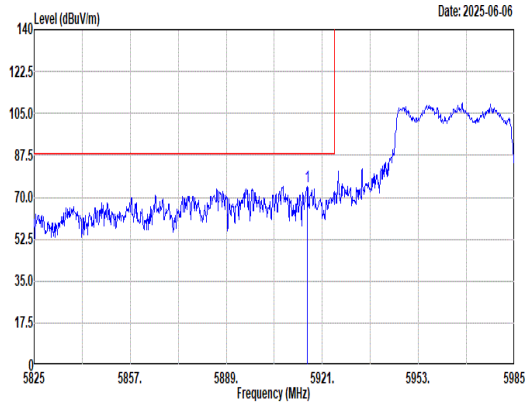 Site : 03CH22-HY Condition: PEAK_BE(UNII)_6E 3m DRH18-E_LE2C04A18EN_250520 HORIZONTAL : RBW:1000.000kHz VBW:3000.000kHz SWT:Auto Freq Level Limit Line Margin Read Level Ant Factor Cable Loss Preamp Factor Aux Factor APos TPos Remark 1 5915.88 74.63 88.20 -13.57 62.33 33.67 12.76 35.03 0.90 100 112 Peak	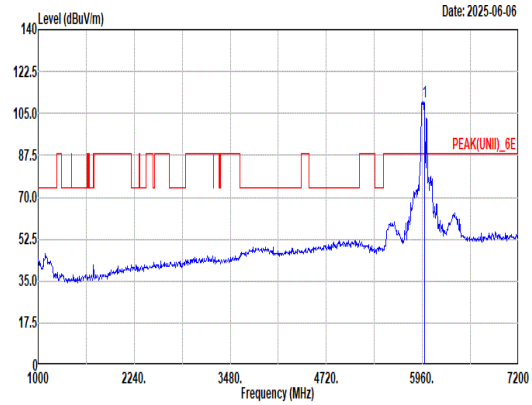 Site : 03CH22-HY Condition: PEAK(UNII)_6E 3m DRH18-E_LE2C04A18EN_250520 HORIZONTAL : RBW:1000.000kHz VBW:3000.000kHz SWT:Auto Freq Level Limit Line Margin Read Level Ant Factor Cable Loss Preamp Factor Aux Factor APos TPos Remark 1 5985.00 110.03 ------ ------ 97.77 33.62 12.85 35.04 0.83 100 112 Peak
Avg	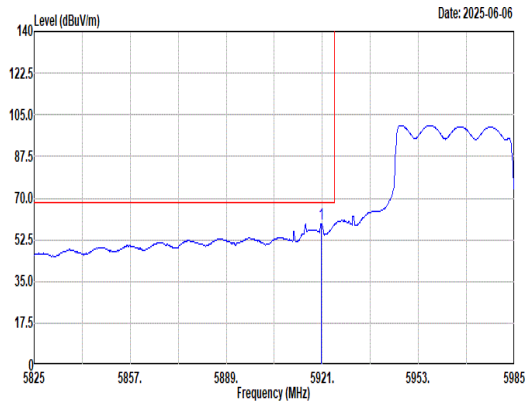 Site : 03CH22-HY Condition: AVG_BE(UNII)_6E 3m DRH18-E_LE2C04A18EN_250520 HORIZONTAL : RBW:1000.000kHz VBW:0.010kHz SWT:Auto Freq Level Limit Line Margin Read Level Ant Factor Cable Loss Preamp Factor Aux Factor APos TPos Remark 1 5920.68 59.15 68.20 -9.05 46.86 33.66 12.77 35.03 0.89 100 112 Average	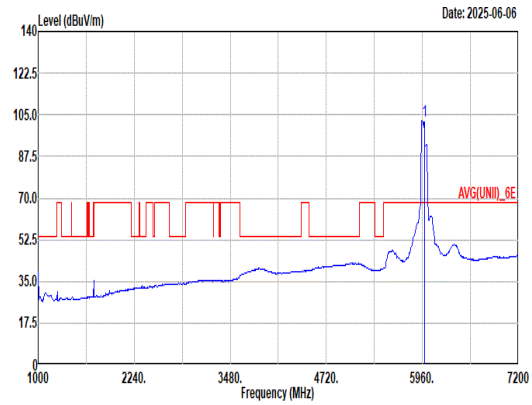 Site : 03CH22-HY Condition: AVG(UNII)_6E 3m DRH18-E_LE2C04A18EN_250520 HORIZONTAL : RBW:1000.000kHz VBW:0.010kHz SWT:Auto Freq Level Limit Line Margin Read Level Ant Factor Cable Loss Preamp Factor Aux Factor APos TPos Remark 1 5985.00 102.27 ------ ------ 90.03 33.60 12.84 35.04 0.84 100 112 Average

Mode	13	
	Band Edge	
	U-NII-5_5.925-6.425_802.11ax HE80_CH7_Partial RU 484/65_5985MHz	
ANT	1+2	
Pol.	Vertical	Fundamental
Peak	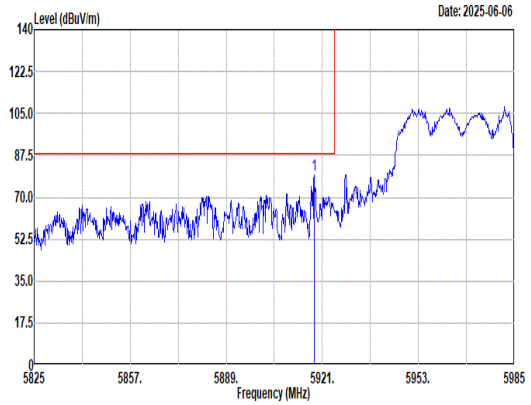 Site : 03CH22-HY Condition: PEAK_BE(UNII)_6E 3m DRH18-E_LE2C04A18EN_250520 VERTICAL : RBW:1000.000kHz VBW:3000.000kHz SWT:Auto Freq Level Limit Line Margin Read Level Ant Factor Cable Loss Preamp Factor Aux Factor APos TPos Remark MHz dBuV/m dBuV/m dB dBuV dB/m dB dB dB cm deg 1 5918.28 79.43 88.20 -8.77 67.13 33.66 12.77 35.03 0.90 371 131 Peak	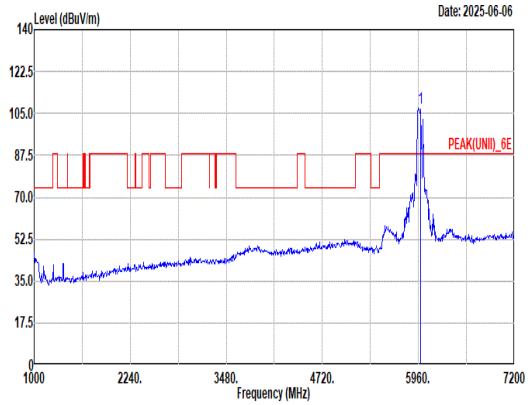 Site : 03CH22-HY Condition: PEAK(UNII)_6E 3m DRH18-E_LE2C04A18EN_250520 VERTICAL : RBW:1000.000kHz VBW:3000.000kHz SWT:Auto Freq Level Limit Line Margin Read Level Ant Factor Cable Loss Preamp Factor Aux Factor APos TPos Remark MHz dBuV/m dBuV/m dB dBuV dB/m dB dB dB cm deg 1 5985.00 107.19 ------ ------ 94.93 33.62 12.85 35.04 0.83 371 131 Peak
Avg	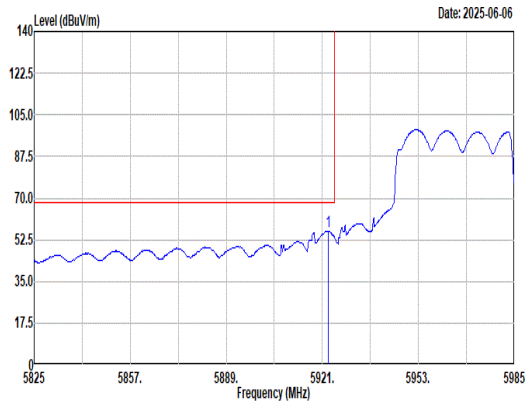 Site : 03CH22-HY Condition: AVG_BE(UNII)_6E 3m DRH18-E_LE2C04A18EN_250520 VERTICAL : RBW:1000.000kHz VBW:0.010kHz SWT:Auto Freq Level Limit Line Margin Read Level Ant Factor Cable Loss Preamp Factor Aux Factor APos TPos Remark MHz dBuV/m dBuV/m dB dBuV dB/m dB dB dB cm deg 1 5923.08 56.00 68.20 -12.20 43.71 33.65 12.78 35.03 0.89 371 131 Average	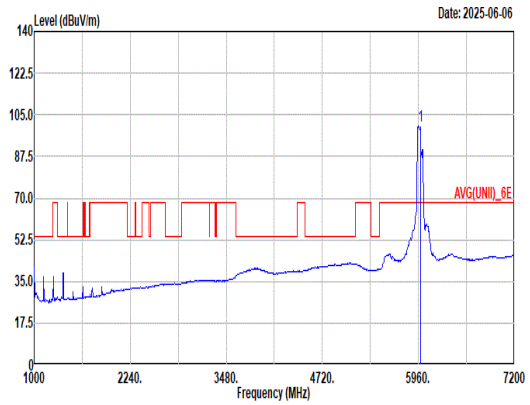 Site : 03CH22-HY Condition: AVG(UNII)_6E 3m DRH18-E_LE2C04A18EN_250520 VERTICAL : RBW:1000.000kHz VBW:0.010kHz SWT:Auto Freq Level Limit Line Margin Read Level Ant Factor Cable Loss Preamp Factor Aux Factor APos TPos Remark MHz dBuV/m dBuV/m dB dBuV dB/m dB dB dB cm deg 1 5985.00 100.46 ------ ------ 88.20 33.62 12.85 35.04 0.83 371 131 Average

Mode	14	
	Harmonic	
	U-NII-5_5.925-6.425_802.11ax HE80_CH55_Full RU_6225MHz	
ANT	1+2	
Pol.	Horizontal	Vertical
Peak Avg	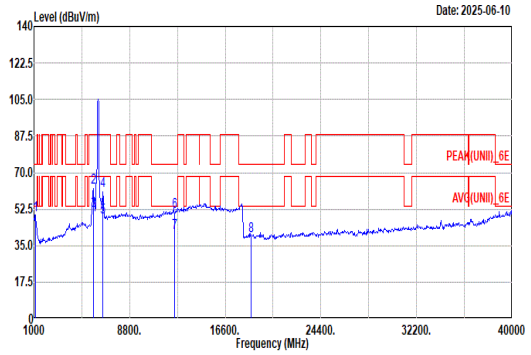 Site : 03CH22-HY Condition: PEAK(UNII)_6E 3m DRH18-E_LE2C04A18EN_250520 HORIZONTAL	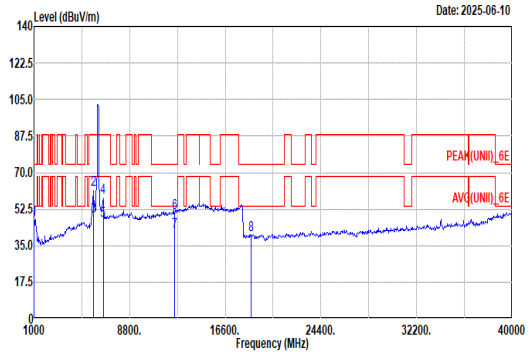 Site : 03CH22-HY Condition: PEAK(UNII)_6E 3m DRH18-E_LE2C04A18EN_250520 VERTICAL

Site : 03CH22-HY
Condition: PEAK(UNII)_6E 3m DRH18-E_LE2C04A18EN_250520 HORIZONTAL

	Freq	Level	Limit Line	Margin	Read Level	Ant Factor	Cable Loss	Preamp Factor	Aux Factor	APos	TPos	Remark
	MHz	dBuV/m	dBuV/m	dB	dBuV	dB/m	dB	dB	dB	cm	deg	
1	1128.00	49.72	74.00	-24.28	51.63	24.20	5.54	31.94	0.29	--	--	Peak
2	5832.00	62.61	88.20	-25.59	50.35	33.67	12.55	35.01	1.05	100	121	Peak
3	5832.00	51.54	68.20	-16.66	39.28	33.67	12.55	35.01	1.05	100	121	Average
4	6616.00	61.20	88.20	-27.00	46.00	36.23	13.57	35.44	0.84	282	24	Peak
5	6616.00	48.55	68.20	-19.65	33.35	36.23	13.57	35.44	0.84	282	24	Average
6	12450.00	51.40	74.00	-22.60	33.91	39.90	18.74	41.15	0.00	--	--	Peak
7	12450.00	41.41	54.00	-12.59	23.92	39.90	18.74	41.15	0.00	--	--	Average
8	18682.00	39.43	74.00	-34.57	54.09	38.24	22.91	66.27	-9.54	--	--	Peak

Site : 03CH22-HY
Condition: PEAK(UNII)_6E 3m DRH18-E_LE2C04A18EN_250520 VERTICAL

	Freq	Level	Limit Line	Margin	Read Level	Ant Factor	Cable Loss	Preamp Factor	Aux Factor	APos	TPos	Remark
	MHz	dBuV/m	dBuV/m	dB	dBuV	dB/m	dB	dB	dB	cm	deg	
1	1008.00	47.54	74.00	-26.46	50.67	23.30	5.21	31.94	0.30	--	--	Peak
2	5824.00	61.56	88.20	-26.64	49.27	33.70	12.53	35.01	1.07	352	127	Peak
3	5824.00	49.38	68.20	-18.82	37.09	33.70	12.53	35.01	1.07	352	127	Average
4	6640.00	58.12	88.20	-30.08	42.89	36.28	13.61	35.49	0.83	100	342	Peak
5	6640.00	47.08	68.20	-21.12	31.85	36.28	13.61	35.49	0.83	100	342	Average
6	12450.00	50.63	74.00	-23.37	33.14	39.90	18.74	41.15	0.00	--	--	Peak
7	12450.00	41.55	54.00	-12.45	24.06	39.90	18.74	41.15	0.00	--	--	Average
8	18682.00	39.98	74.00	-34.02	54.64	38.24	22.91	66.27	-9.54	--	--	Peak

Mode	14	
	Harmonic	
	U-NII-5_5.925-6.425_802.11ax HE80_CH55_Full RU_6225MHz	
ANT	1+2	
Pol.	Horizontal	Vertical
10.6G ~18G Avg	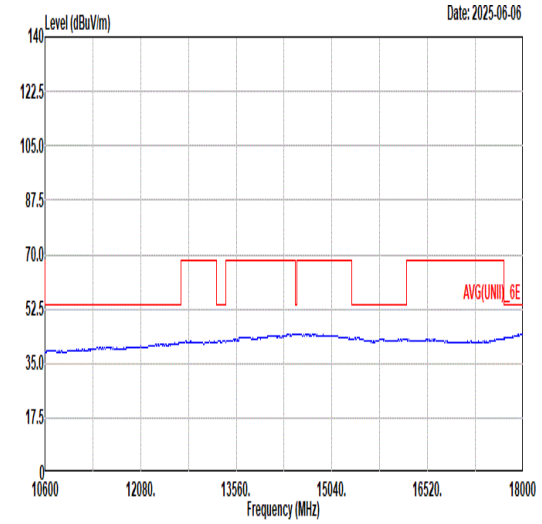 Site : 03CH22-HY Condition: AVG(UNII)_6E 3m DRH18-E_LE2C04A18EN_250520 HORIZONTAL	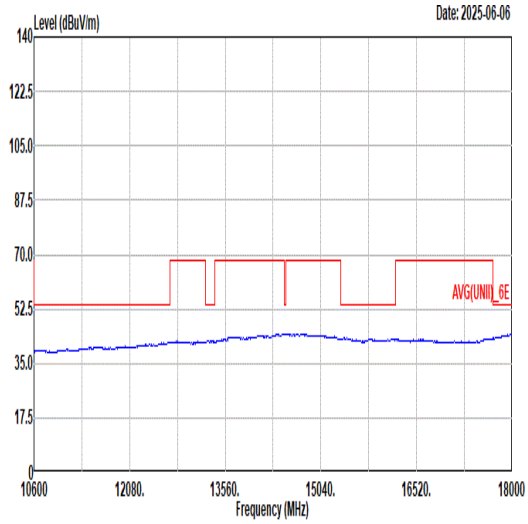 Site : 03CH22-HY Condition: AVG(UNII)_6E 3m DRH18-E_LE2C04A18EN_250520 VERTICAL

Mode	15	
	Harmonic	
	U-NII-5_5.925-6.425_802.11ax HE80_CH87_Full RU_6385MHz	
ANT	1+2	
Pol.	Horizontal	Vertical
Peak Avg	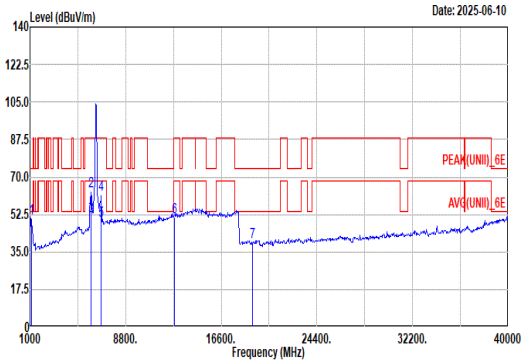 Site : 03CH22-HY Condition: PEAK(UNII)_6E 3m DRH18-E_LE2C04A18EN_250520 HORIZONTAL 1 1104.00 50.69 74.00 -23.31 53.09 23.78 5.47 31.94 0.29 -- -- Peak 2 5968.00 63.23 88.20 -24.97 50.90 33.67 12.89 35.04 0.81 100 121 Peak 3 5968.00 51.98 68.20 -16.22 39.65 33.67 12.89 35.04 0.81 100 121 Average 4 6776.00 62.07 88.20 -26.13 46.67 36.50 13.82 35.73 0.81 100 61 Peak 5 6776.00 49.62 68.20 -18.58 34.22 36.50 13.82 35.73 0.81 100 61 Average 6 12770.00 51.00 88.20 -37.20 32.67 40.58 18.95 41.20 0.00 -- -- Peak 7 19155.00 39.80 74.00 -34.20 53.27 38.38 23.23 65.54 -9.54 -- -- Peak	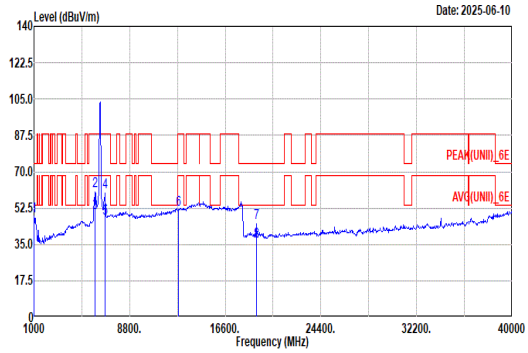 Site : 03CH22-HY Condition: PEAK(UNII)_6E 3m DRH18-E_LE2C04A18EN_250520 VERTICAL 1 1000.00 48.44 74.00 -25.56 51.59 23.30 5.19 31.94 0.30 -- -- Peak 2 5992.00 60.73 88.20 -27.47 48.30 33.77 12.95 35.05 0.76 100 340 Peak 3 5992.00 50.05 68.20 -18.15 37.62 33.77 12.95 35.05 0.76 100 340 Average 4 6768.00 60.26 88.20 -27.94 44.88 36.47 13.81 35.71 0.81 100 343 Peak 5 6768.00 47.40 68.20 -20.80 32.02 36.47 13.81 35.71 0.81 100 343 Average 6 12770.00 51.92 88.20 -36.28 33.59 40.58 18.95 41.20 0.00 -- -- Peak 7 19155.00 45.40 74.00 -28.60 58.87 38.38 23.23 65.54 -9.54 170 0 Peak 8 19155.00 36.24 54.00 -17.76 49.71 38.38 23.23 65.54 -9.54 170 0 Average

Mode	15	
	Harmonic	
	U-NII-5_5.925-6.425_802.11ax HE80_CH87_Full RU_6385MHz	
ANT	1+2	
Pol.	Horizontal	Vertical
10.6G ~18G Avg	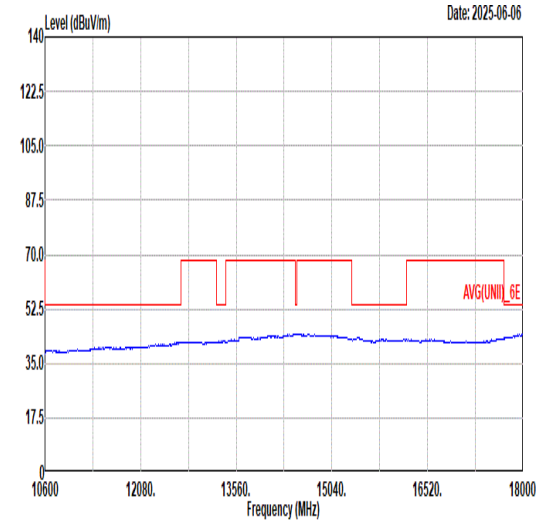 Site : 03CH22-HY Condition: AVG(UNII)_6E 3m DRH18-E_LE2C04A18EN_250520 HORIZONTAL	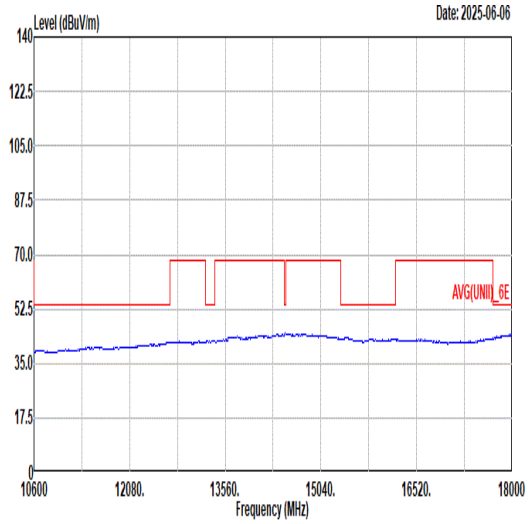 Site : 03CH22-HY Condition: AVG(UNII)_6E 3m DRH18-E_LE2C04A18EN_250520 VERTICAL

Mode	16	
	Band Edge	
	U-NII-5_5.925-6.425_802.11ax HE160_CH15_Full RU_6025MHz	
ANT	1+2	
Pol.	Horizontal	Fundamental
Peak	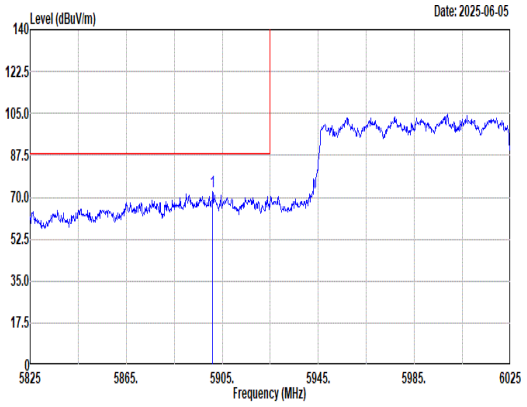 Site : 03CH22-HY Condition: PEAK_BE(UNII)_6E 3m DRH18-E_LE2C04A18EN_250520 HORIZONTAL : RBW:1000.000kHz VBW:3000.000kHz SWT:Auto Freq Level Limit Line Margin Read Level Ant Factor Cable Loss Preamp Factor Aux Factor APos TPos Remark MHz dBuV/m dBuV/m dB dBuV dB/m dB dB dB cm deg 1 5901.00 72.36 88.20 -15.84 60.04 33.70 12.72 35.03 0.93 100 117 Peak	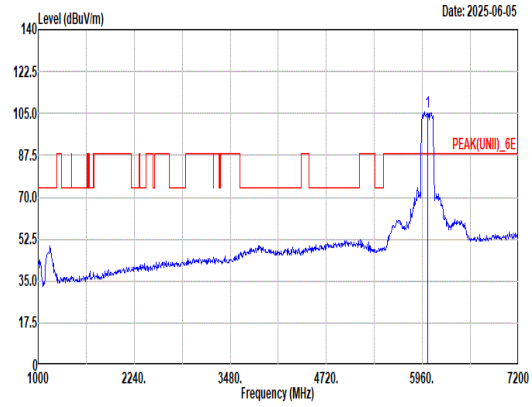 Site : 03CH22-HY Condition: PEAK(UNII)_6E 3m DRH18-E_LE2C04A18EN_250520 HORIZONTAL : RBW:1000.000kHz VBW:3000.000kHz SWT:Auto Freq Level Limit Line Margin Read Level Ant Factor Cable Loss Preamp Factor Aux Factor APos TPos Remark MHz dBuV/m dBuV/m dB dBuV dB/m dB dB dB cm deg 1 6025.00 105.83 ------ ------ 93.43 33.74 12.93 35.05 0.78 100 117 Peak
Avg	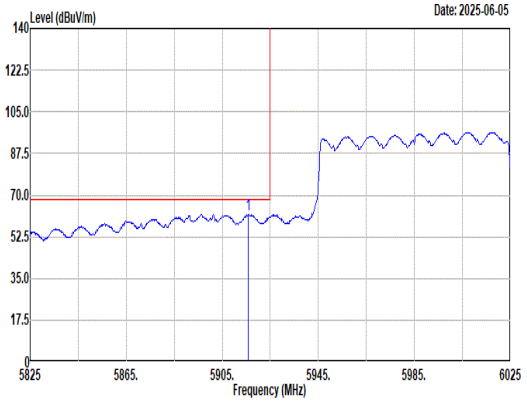 Site : 03CH22-HY Condition: AVG_BE(UNII)_6E 3m DRH18-E_LE2C04A18EN_250520 HORIZONTAL : RBW:1000.000kHz VBW:2.000kHz SWT:Auto Freq Level Limit Line Margin Read Level Ant Factor Cable Loss Preamp Factor Aux Factor APos TPos Remark MHz dBuV/m dBuV/m dB dBuV dB/m dB dB dB cm deg 1 5915.80 62.01 68.20 -6.19 49.71 33.67 12.76 35.03 0.90 100 117 Average	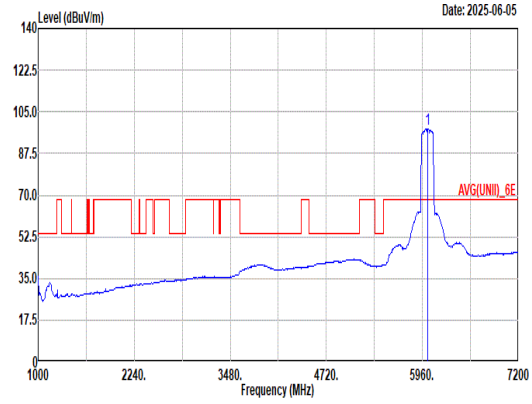 Site : 03CH22-HY Condition: AVG(UNII)_6E 3m DRH18-E_LE2C04A18EN_250520 HORIZONTAL : RBW:1000.000kHz VBW:2.000kHz SWT:Auto Freq Level Limit Line Margin Read Level Ant Factor Cable Loss Preamp Factor Aux Factor APos TPos Remark MHz dBuV/m dBuV/m dB dBuV dB/m dB dB dB cm deg 1 6025.00 97.70 ------ ------ 85.08 33.91 13.00 35.06 0.77 100 117 Average

Mode	16	
	Band Edge	
	U-NII-5_5.925-6.425_802.11ax HE160_CH15_Full RU_6025MHz	
ANT	1+2	
Pol.	Vertical	Fundamental
Peak	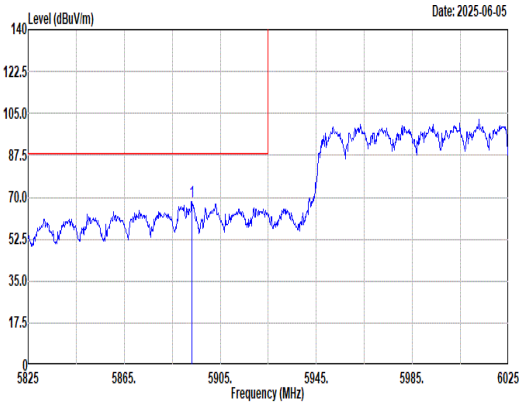 Site : 03CH22-HY Condition: PEAK_BE(UNII)_6E 3m DRH18-E_LE2C04A18EN_250520 VERTICAL : RBW:1000.000kHz VBW:3000.000kHz SWT:Auto Freq Level Limit Line Margin Read Level Ant Factor Cable Loss Preamp Factor Aux Factor APos TPos Remark MHz dBuV/m dBuV/m dB dBuV dB/m dB dB dB cm deg 1 5893.20 68.39 88.20 -19.81 56.09 33.69 12.70 35.03 0.94 338 136 Peak	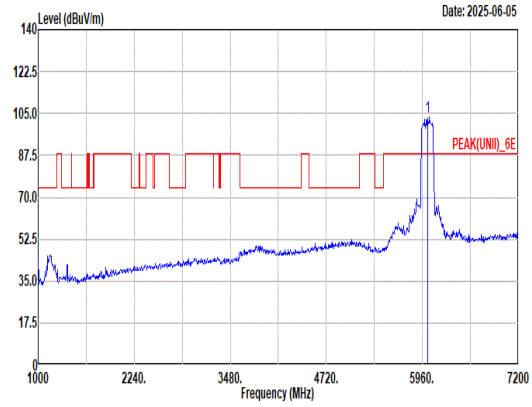 Site : 03CH22-HY Condition: PEAK(UNII)_6E 3m DRH18-E_LE2C04A18EN_250520 VERTICAL : RBW:1000.000kHz VBW:3000.000kHz SWT:Auto Freq Level Limit Line Margin Read Level Ant Factor Cable Loss Preamp Factor Aux Factor APos TPos Remark MHz dBuV/m dBuV/m dB dBuV dB/m dB dB dB cm deg 1 6025.00 103.37 ------ ------ 90.62 34.01 13.03 35.07 0.78 338 136 Peak
Avg	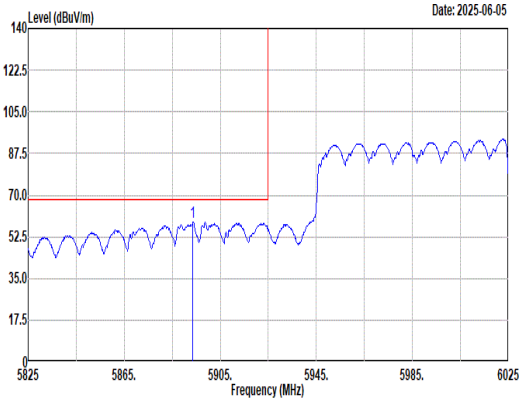 Site : 03CH22-HY Condition: AVG_BE(UNII)_6E 3m DRH18-E_LE2C04A18EN_250520 VERTICAL : RBW:1000.000kHz VBW:2.000kHz SWT:Auto Freq Level Limit Line Margin Read Level Ant Factor Cable Loss Preamp Factor Aux Factor APos TPos Remark MHz dBuV/m dBuV/m dB dBuV dB/m dB dB dB cm deg 1 5893.60 58.77 68.20 -9.43 46.47 33.69 12.70 35.03 0.94 338 136 Average	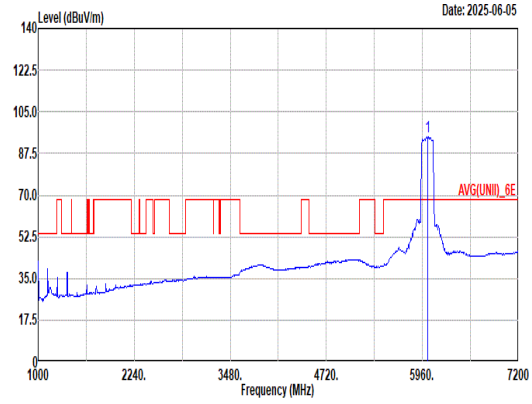 Site : 03CH22-HY Condition: AVG(UNII)_6E 3m DRH18-E_LE2C04A18EN_250520 VERTICAL : RBW:1000.000kHz VBW:2.000kHz SWT:Auto Freq Level Limit Line Margin Read Level Ant Factor Cable Loss Preamp Factor Aux Factor APos TPos Remark MHz dBuV/m dBuV/m dB dBuV dB/m dB dB dB cm deg 1 6025.00 94.52 ------ ------ 81.94 33.89 12.99 35.06 0.76 338 136 Average

Mode	16	
	Harmonic	
	U-NII-5_5.925-6.425_802.11ax HE160_CH15_Full RU_6025MHz	
ANT	1+2	
Pol.	Horizontal	Vertical
Peak Avg	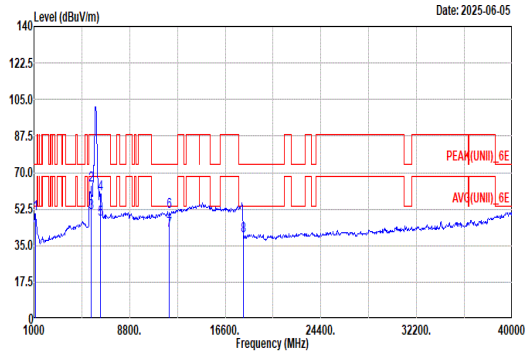 Site : 03CH22-HY Condition: PEAK(UNII)_6E 3m DRH18-E_LE2C04A18EN_250520 HORIZONTAL	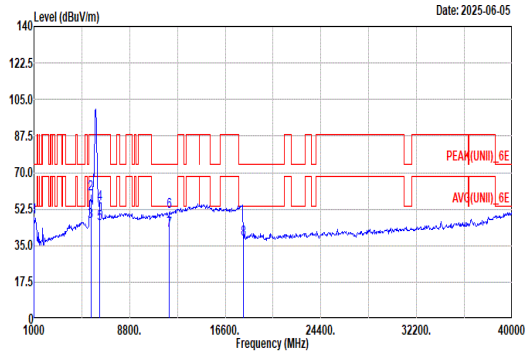 Site : 03CH22-HY Condition: PEAK(UNII)_6E 3m DRH18-E_LE2C04A18EN_250520 VERTICAL

Horizontal:

	Freq	Level	Limit Line	Margin	Read Level	Ant Factor	Cable Loss	Preamp Factor	Aux Factor	APos	TPos	Remark
	MHz	dBuV/m	dBuV/m	dB	dBuV	dB/m	dB	dB	dB	cm	deg	
1	1136.00	50.43	74.00	-23.57	52.38	24.14	5.56	31.94	0.29	--	--	Peak
2	5648.00	63.77	88.20	-24.43	52.29	33.18	12.43	34.97	0.84	100	120	Peak
3	5648.00	50.75	68.20	-17.45	39.27	33.18	12.43	34.97	0.84	100	120	Average
4	6408.00	59.57	88.20	-28.63	44.80	35.75	13.38	35.21	0.85	100	56	Peak
5	6408.00	47.68	68.20	-20.52	32.91	35.75	13.38	35.21	0.85	100	56	Average
6	12050.00	51.19	74.00	-22.81	34.48	39.40	18.23	40.92	0.00	--	--	Peak
7	12050.00	42.14	54.00	-11.86	25.43	39.40	18.23	40.92	0.00	--	--	Average
8	18075.00	39.39	74.00	-34.61	55.83	37.95	22.43	67.28	-9.54	--	--	Peak

Vertical:

	Freq	Level	Limit Line	Margin	Read Level	Ant Factor	Cable Loss	Preamp Factor	Aux Factor	APos	TPos	Remark
	MHz	dBuV/m	dBuV/m	dB	dBuV	dB/m	dB	dB	dB	cm	deg	
1	1008.00	48.81	74.00	-25.19	51.94	23.30	5.21	31.94	0.30	--	--	Peak
2	5632.00	59.44	88.20	-28.76	48.11	33.06	12.43	34.97	0.81	321	125	Peak
3	5632.00	46.56	68.20	-21.64	35.23	33.06	12.43	34.97	0.81	321	125	Average
4	6384.00	54.82	88.20	-33.38	40.17	35.64	13.36	35.20	0.85	107	341	Peak
5	6384.00	45.67	68.20	-22.53	31.02	35.64	13.36	35.20	0.85	107	341	Average
6	12050.00	51.05	74.00	-22.95	34.34	39.40	18.23	40.92	0.00	--	--	Peak
7	12050.00	42.02	54.00	-11.98	25.31	39.40	18.23	40.92	0.00	--	--	Average
8	18075.00	37.97	74.00	-36.03	54.41	37.95	22.43	67.28	-9.54	--	--	Peak

Mode	16	
	Harmonic	
	U-NII-5_5.925-6.425_802.11ax HE160_CH15_Full RU_6025MHz	
ANT	1+2	
Pol.	Horizontal	Vertical
10.6G ~18G Avg	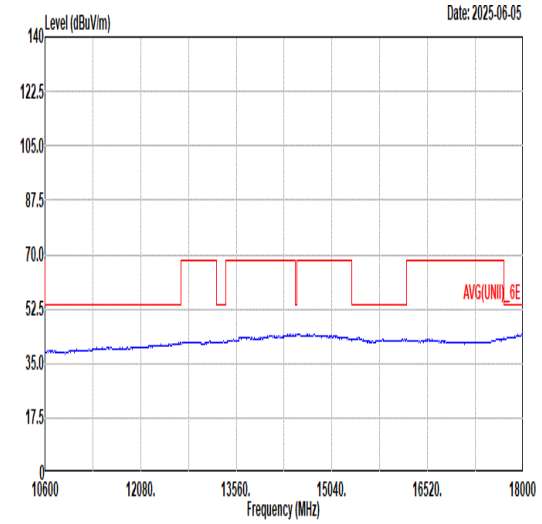 Site : 03CH22-HY Condition: AVG(UNII)_6E 3m DRH18-E_LE2C04A18EN_250520 HORIZONTAL	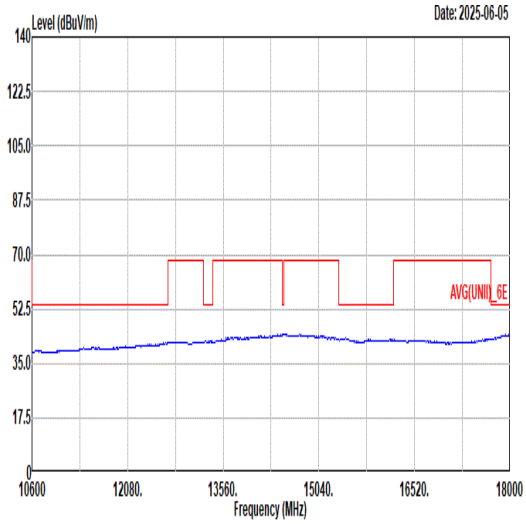 Site : 03CH22-HY Condition: AVG(UNII)_6E 3m DRH18-E_LE2C04A18EN_250520 VERTICAL

Mode	17	
	Band Edge	
	U-NII-5_5.925-6.425_802.11ax HE160_CH15_Partial RU 996/67_6025MHz	
ANT	1+2	
Pol.	Horizontal	Fundamental
Peak	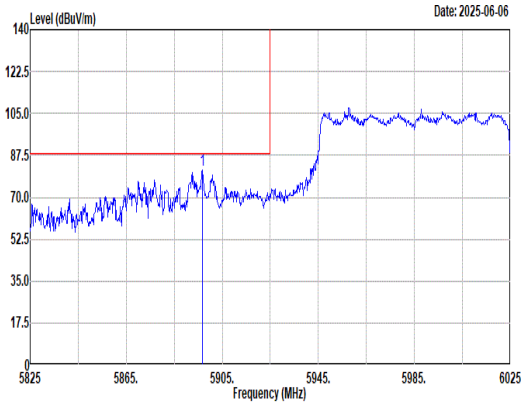 Site : 03CH22-HY Condition: PEAK_BE(UNII)_6E 3m DRH18-E_LE2C04A18EN_250520 HORIZONTAL : RBW:1000.000kHz VBW:3000.000kHz SWT:Auto Freq Level Limit Line Margin Read Level Ant Factor Cable Loss Preamp Factor Aux Factor APos TPos Remark MHz dBuV/m dBuV/m dB dBuV dB/m dB dB dB cm deg 1 5896.80 81.46 88.20 -6.74 69.15 33.69 12.71 35.03 0.94 100 122 Peak	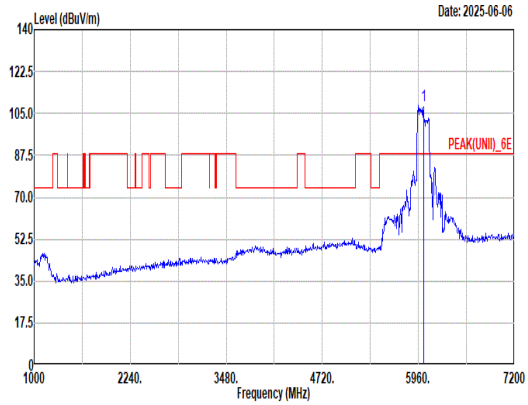 Site : 03CH22-HY Condition: PEAK(UNII)_6E 3m DRH18-E_LE2C04A18EN_250520 HORIZONTAL : RBW:1000.000kHz VBW:3000.000kHz SWT:Auto Freq Level Limit Line Margin Read Level Ant Factor Cable Loss Preamp Factor Aux Factor APos TPos Remark MHz dBuV/m dBuV/m dB dBuV dB/m dB dB dB cm deg 1 6025.00 108.25 ------ ------ 95.96 33.64 12.87 35.04 0.82 100 122 Peak
Avg	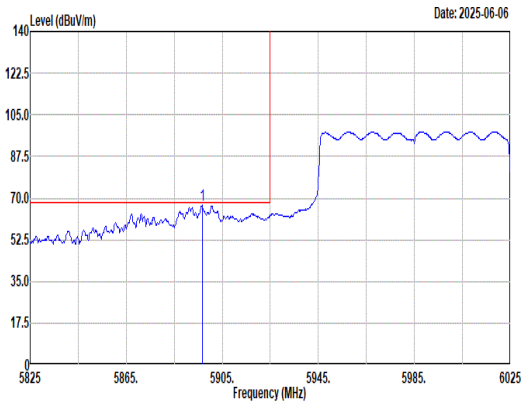 Site : 03CH22-HY Condition: AVG_BE(UNII)_6E 3m DRH18-E_LE2C04A18EN_250520 HORIZONTAL : RBW:1000.000kHz VBW:1.500kHz SWT:Auto Freq Level Limit Line Margin Read Level Ant Factor Cable Loss Preamp Factor Aux Factor APos TPos Remark MHz dBuV/m dBuV/m dB dBuV dB/m dB dB dB cm deg 1 5896.60 67.01 68.20 -1.19 54.70 33.69 12.71 35.03 0.94 100 122 Average	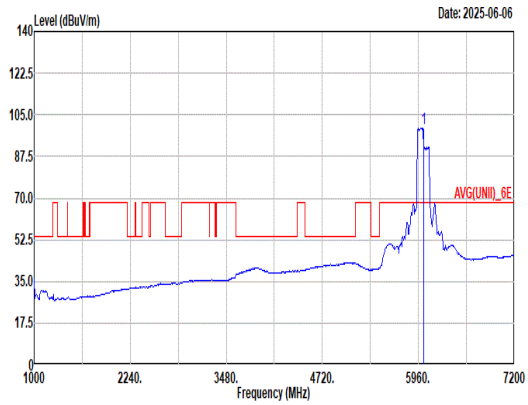 Site : 03CH22-HY Condition: AVG(UNII)_6E 3m DRH18-E_LE2C04A18EN_250520 HORIZONTAL : RBW:1000.000kHz VBW:1.500kHz SWT:Auto Freq Level Limit Line Margin Read Level Ant Factor Cable Loss Preamp Factor Aux Factor APos TPos Remark MHz dBuV/m dBuV/m dB dBuV dB/m dB dB dB cm deg 1 6025.00 99.43 ------ ------ 86.90 33.84 12.98 35.05 0.76 100 122 Average

Mode	17	
	Band Edge	
	U-NII-5_5.925-6.425_802.11ax HE160_CH15_Partial RU 996/67_6025MHz	
ANT	1+2	
Pol.	Vertical	Fundamental
Peak	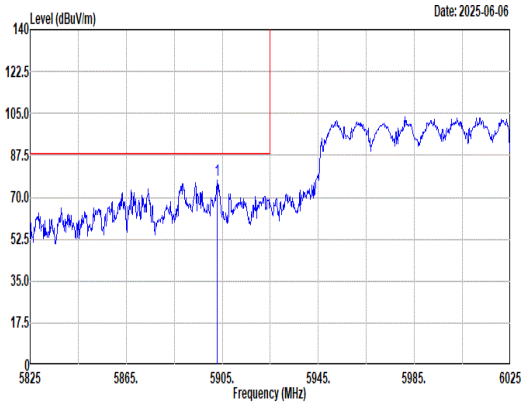 Site : 03CH22-HY Condition: PEAK_BE(UNII)_6E 3m DRH18-E_LE2C04A18EN_250520 VERTICAL : RBW:1000.000kHz VBW:3000.000kHz SWT:Auto Freq Level Limit Line Margin Read Level Ant Factor Cable Loss Preamp Factor Aux Factor APos TPos Remark MHz dBuV/m dBuV/m dB dBuV dB/m dB dB dB cm deg 1 5903.00 77.07 88.20 -11.13 64.76 33.69 12.73 35.03 0.92 400 131 Peak	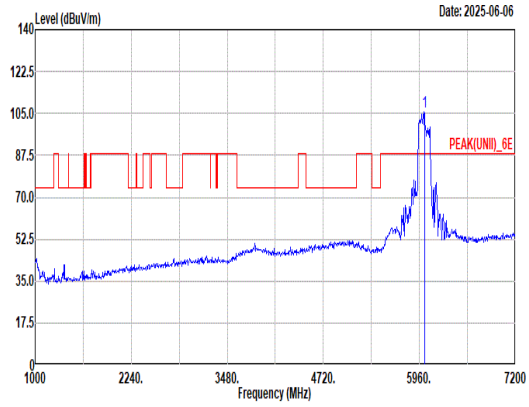 Site : 03CH22-HY Condition: PEAK(UNII)_6E 3m DRH18-E_LE2C04A18EN_250520 VERTICAL : RBW:1000.000kHz VBW:3000.000kHz SWT:Auto Freq Level Limit Line Margin Read Level Ant Factor Cable Loss Preamp Factor Aux Factor APos TPos Remark MHz dBuV/m dBuV/m dB dBuV dB/m dB dB dB cm deg 1 6025.00 105.84 ------ ------ 93.29 33.86 12.99 35.06 0.76 400 131 Peak
Avg	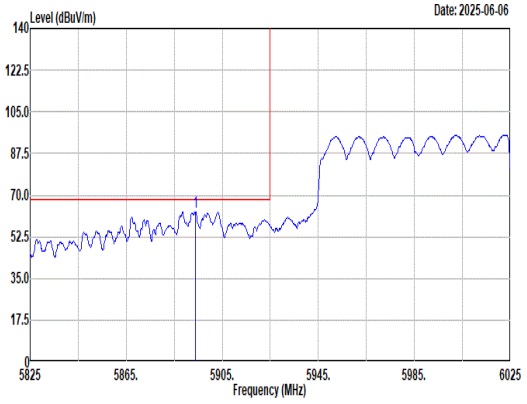 Site : 03CH22-HY Condition: AVG_BE(UNII)_6E 3m DRH18-E_LE2C04A18EN_250520 VERTICAL : RBW:1000.000kHz VBW:1.500kHz SWT:Auto Freq Level Limit Line Margin Read Level Ant Factor Cable Loss Preamp Factor Aux Factor APos TPos Remark MHz dBuV/m dBuV/m dB dBuV dB/m dB dB dB cm deg 1 5893.80 62.89 68.20 -5.31 50.59 33.69 12.70 35.03 0.94 400 131 Average	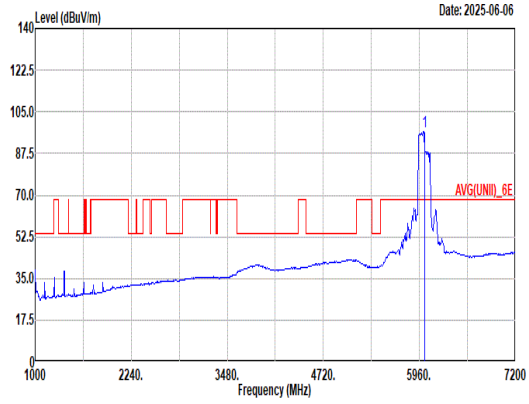 Site : 03CH22-HY Condition: AVG(UNII)_6E 3m DRH18-E_LE2C04A18EN_250520 VERTICAL : RBW:1000.000kHz VBW:1.500kHz SWT:Auto Freq Level Limit Line Margin Read Level Ant Factor Cable Loss Preamp Factor Aux Factor APos TPos Remark MHz dBuV/m dBuV/m dB dBuV dB/m dB dB dB cm deg 1 6025.00 96.82 ------ ------ 84.24 33.89 12.99 35.06 0.76 400 131 Average

Mode	18	
	Harmonic	
	U-NII-5_5.925-6.425_802.11ax HE160_CH47_Full RU_6185MHz	
ANT	1+2	
Pol.	Horizontal	Vertical
Peak Avg	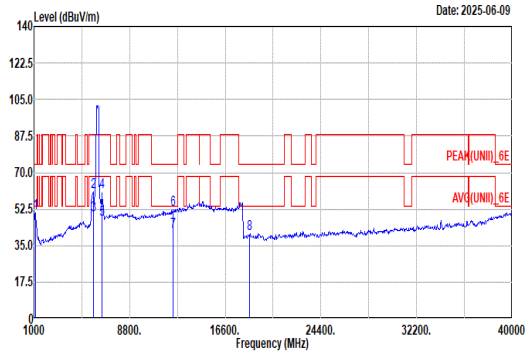 Site : 03CH22-HY Condition: PEAK(UNII)_6E 3m DRH18-E_LE2C04A18EN_250520 HORIZONTAL	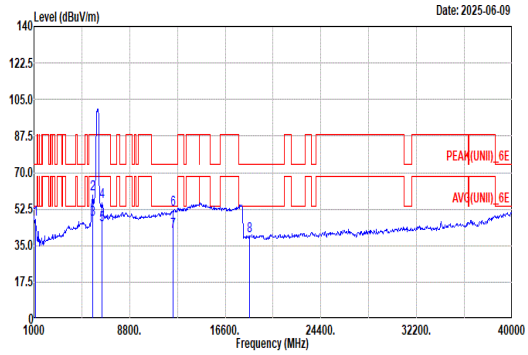 Site : 03CH22-HY Condition: PEAK(UNII)_6E 3m DRH18-E_LE2C04A18EN_250520 VERTICAL

Horizontal:

	Freq	Level	Limit Line	Margin	Read Level	Ant Factor	Cable Loss	Preamp Factor	Aux Factor	APos	TPos	Remark
	MHz	dBuV/m	dBuV/m	dB	dBuV	dB/m	dB	dB	dB	cm	deg	
1	1128.00	50.93	74.00	-23.07	52.84	24.20	5.54	31.94	0.29	--	--	Peak
2	5832.00	60.70	88.20	-27.50	48.44	33.67	12.55	35.01	1.05	100	124	Peak
3	5832.00	49.49	68.20	-18.71	37.23	33.67	12.55	35.01	1.05	100	124	Average
4	6544.00	60.64	88.20	-27.56	45.56	36.09	13.47	35.32	0.84	100	55	Peak
5	6544.00	47.33	68.20	-20.87	32.25	36.09	13.47	35.32	0.84	100	55	Average
6	12370.00	52.30	74.00	-21.70	34.92	39.84	18.64	41.10	0.00	--	--	Peak
7	12370.00	41.94	54.00	-12.06	24.56	39.84	18.64	41.10	0.00	--	--	Average
8	18555.00	40.47	74.00	-33.53	55.29	38.39	22.83	66.50	-9.54	--	--	Peak

Vertical:

Site : 03CH22-HY
Condition: PEAK(UNII)_6E 3m DRH18-E_LE2C04A18EN_250520 VERTICAL

	Freq	Level	Limit Line	Margin	Read Level	Ant Factor	Cable Loss	Preamp Factor	Aux Factor	APos	TPos	Remark
	MHz	dBuV/m	dBuV/m	dB	dBuV	dB/m	dB	dB	dB	cm	deg	
1	1120.00	47.60	74.00	-26.40	49.54	24.20	5.51	31.94	0.29	--	--	Peak
2	5792.00	59.72	88.20	-28.48	47.37	33.78	12.47	35.00	1.10	370	126	Peak
3	5792.00	47.65	68.20	-20.55	35.30	33.78	12.47	35.00	1.10	370	126	Average
4	6568.00	55.90	88.20	-32.30	40.78	36.14	13.50	35.36	0.84	124	15	Peak
5	6568.00	44.65	68.20	-23.55	29.53	36.14	13.50	35.36	0.84	124	15	Average
6	12370.00	52.33	74.00	-21.67	34.95	39.84	18.64	41.10	0.00	--	--	Peak
7	12370.00	41.98	54.00	-12.02	24.60	39.84	18.64	41.10	0.00	--	--	Average
8	18555.00	39.88	74.00	-34.12	54.70	38.39	22.83	66.50	-9.54	--	--	Peak

Mode	18	
	Harmonic	
	U-NII-5_5.925-6.425_802.11ax HE160_CH47_Full RU_6185MHz	
ANT	1+2	
Pol.	Horizontal	Vertical
10.6G ~18G Avg	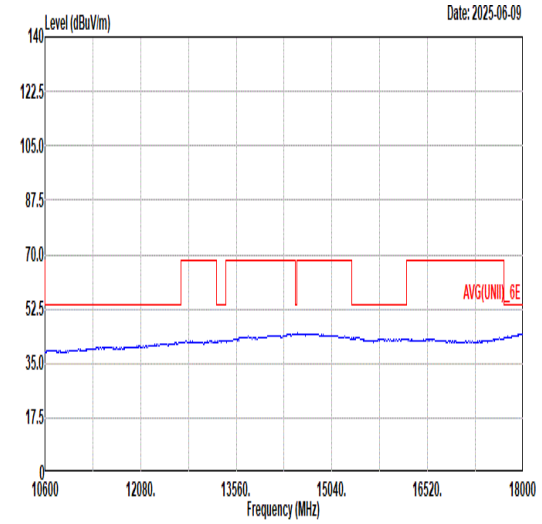 Site : 03CH22-HY Condition: AVG(UNII)_6E 3m DRH18-E_LE2C04A18EN_250520 HORIZONTAL	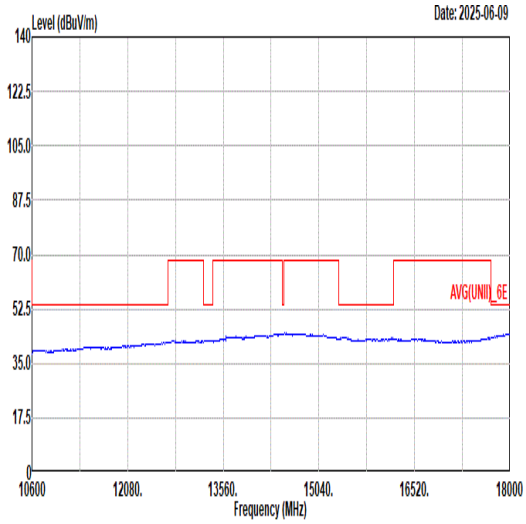 Site : 03CH22-HY Condition: AVG(UNII)_6E 3m DRH18-E_LE2C04A18EN_250520 VERTICAL

Mode	19	
	Harmonic	
	U-NII-5_5.925-6.425_802.11ax HE160_CH79_Full RU_6345MHz	
ANT	1+2	
Pol.	Horizontal	Vertical
Peak Avg	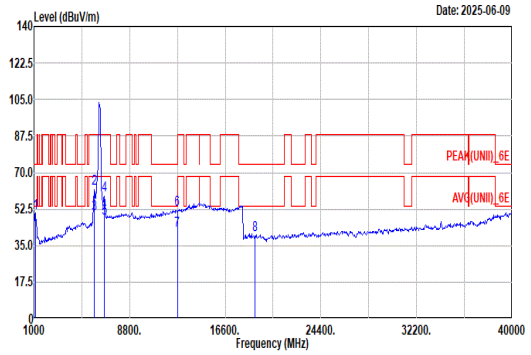 Site : 03CH22-HY Condition: PEAK(UNII)_6E 3m DRH18-E_LE2C04A18EN_250520 HORIZONTAL	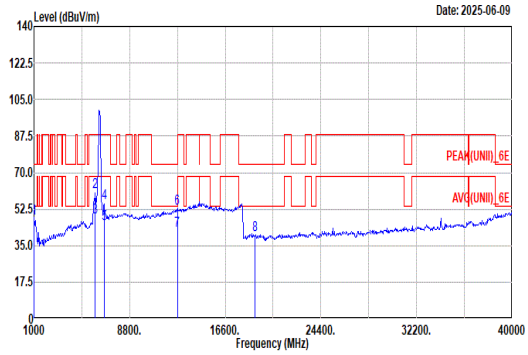 Site : 03CH22-HY Condition: PEAK(UNII)_6E 3m DRH18-E_LE2C04A18EN_250520 VERTICAL

Horizontal:

	Freq	Level	Limit Line	Margin	Read Level	Ant Factor	Cable Loss	Preamp Factor	Aux Factor	APos	TPos	Remark
	MHz	dBuV/m	dBuV/m	dB	dBuV	dB/m	dB	dB	dB	cm	deg	
1	1112.00	50.57	74.00	-23.43	52.77	23.96	5.49	31.94	0.29	--	--	Peak
2	5944.00	62.44	88.20	-25.76	50.19	33.61	12.83	35.04	0.85	100	118	Peak
3	5944.00	50.26	68.20	-17.94	38.01	33.61	12.83	35.04	0.85	100	118	Average
4	6736.00	59.18	88.20	-29.02	43.83	36.43	13.76	35.66	0.82	100	63	Peak
5	6736.00	47.98	68.20	-20.22	32.63	36.43	13.76	35.66	0.82	100	63	Average
6	12690.00	52.33	74.00	-21.67	34.12	40.50	18.91	41.20	0.00	--	--	Peak
7	12690.00	42.44	54.00	-11.56	24.23	40.50	18.91	41.20	0.00	--	--	Average
8	19035.00	39.92	74.00	-34.08	53.84	38.14	23.14	65.66	-9.54	--	--	Peak

Vertical:

	Freq	Level	Limit Line	Margin	Read Level	Ant Factor	Cable Loss	Preamp Factor	Aux Factor	APos	TPos	Remark
	MHz	dBuV/m	dBuV/m	dB	dBuV	dB/m	dB	dB	dB	cm	deg	
1	1008.00	48.10	74.00	-25.90	51.23	23.30	5.21	31.94	0.30	--	--	Peak
2	5952.00	60.67	88.20	-27.53	48.41	33.61	12.85	35.04	0.84	283	41	Peak
3	5952.00	48.52	68.20	-19.68	36.26	33.61	12.85	35.04	0.84	283	41	Average
4	6712.00	55.46	88.20	-32.74	40.05	36.48	13.72	35.61	0.82	252	31	Peak
5	6712.00	45.35	68.20	-22.85	29.94	36.48	13.72	35.61	0.82	252	31	Average
6	12690.00	52.97	74.00	-21.03	34.76	40.50	18.91	41.20	0.00	--	--	Peak
7	12690.00	42.49	54.00	-11.51	24.28	40.50	18.91	41.20	0.00	--	--	Average
8	19035.00	40.05	74.00	-33.95	53.97	38.14	23.14	65.66	-9.54	--	--	Peak

Mode	19	
	Harmonic	
	U-NII-5_5.925-6.425_802.11ax HE160_CH79_Full RU_6345MHz	
ANT	1+2	
Pol.	Horizontal	Vertical
10.6G ~18G Avg	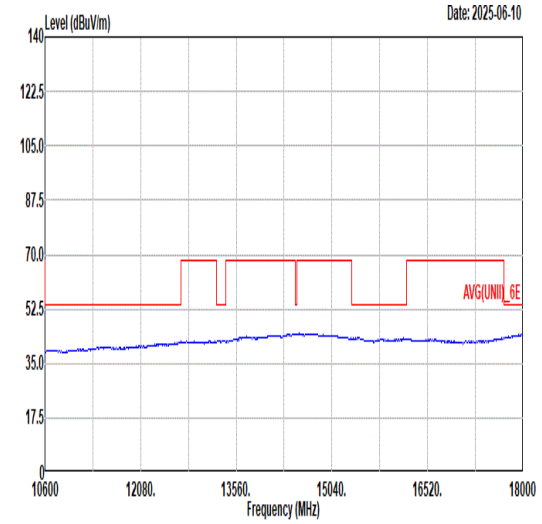 Site : 03CH22-HY Condition: AVG(UNII)_6E 3m DRH18-E_LE2C04A18EN_250520 HORIZONTAL	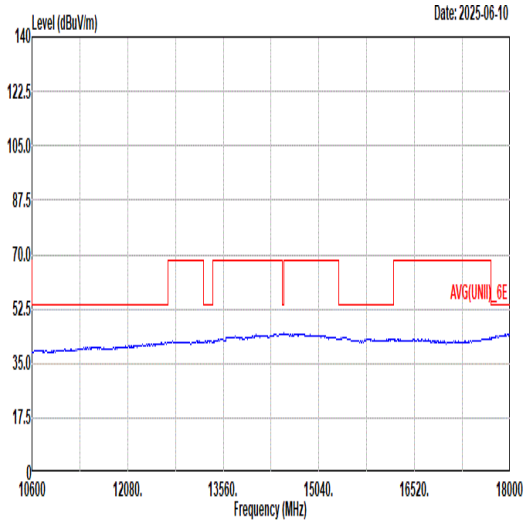 Site : 03CH22-HY Condition: AVG(UNII)_6E 3m DRH18-E_LE2C04A18EN_250520 VERTICAL

Mode	20	
	Harmonic	
	U-NII-6_6.425-6.525_802.11a_CH97_6435MHz	
ANT	1+2	
Pol.	Horizontal	Vertical
Peak Avg	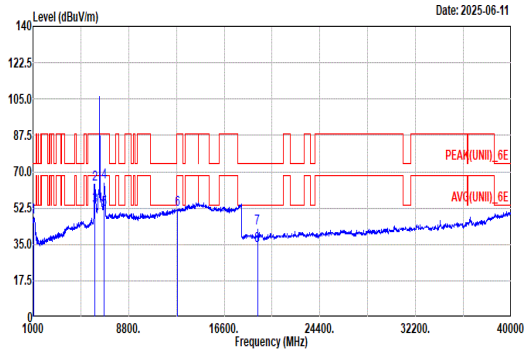 Site : 03CH22-HY Condition: PEAK(UNII)_6E 1m SHF_1225_240624 HORIZONTAL Freq Level Limit Line Margin Read Level Ant Factor Cable Loss Preamp Factor Aux Factor APos TPos Remark MHz dBuV/m dBuV/m dB dBuV dB/m dB dB dB cm deg 1 1032.00 47.85 74.00 -26.15 50.93 23.28 5.28 31.94 0.30 -- -- Peak 2 6032.00 64.12 88.20 -24.08 51.47 33.93 13.01 35.06 0.77 100 127 Peak 3 6032.00 53.25 68.20 -14.95 40.60 33.93 13.01 35.06 0.77 100 127 Average 4 6808.00 65.17 88.20 -23.03 49.68 36.60 13.86 35.78 0.81 100 60 Peak 5 6808.00 51.96 68.20 -16.24 36.47 36.60 13.86 35.78 0.81 100 60 Average 6 12770.00 51.89 88.20 -36.31 33.56 40.58 18.95 41.20 0.00 -- -- Peak 7 19305.00 42.74 74.00 -31.26 56.05 38.29 23.33 65.39 -9.54 199 60 Peak 8 19305.00 34.08 54.00 -19.92 47.39 38.29 23.33 65.39 -9.54 199 60 Average	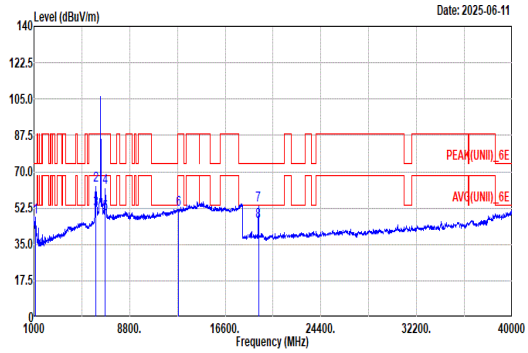 Site : 03CH22-HY Condition: PEAK(UNII)_6E 1m SHF_1225_240624 VERTICAL Freq Level Limit Line Margin Read Level Ant Factor Cable Loss Preamp Factor Aux Factor APos TPos Remark MHz dBuV/m dBuV/m dB dBuV dB/m dB dB dB cm deg 1 1128.00 48.12 74.00 -25.88 50.03 24.20 5.54 31.94 0.29 -- -- Peak 2 6024.00 63.25 88.20 -24.95 50.65 33.90 13.00 35.06 0.76 100 66 Peak 3 6024.00 51.60 68.20 -16.60 39.00 33.90 13.00 35.06 0.76 100 66 Average 4 6808.00 62.12 88.20 -26.08 46.63 36.60 13.86 35.78 0.81 100 346 Peak 5 6808.00 49.53 68.20 -18.67 34.04 36.60 13.86 35.78 0.81 100 346 Average 6 12770.00 51.97 88.20 -36.23 33.64 40.58 18.95 41.20 0.00 -- -- Peak 7 19305.00 54.04 74.00 -19.96 67.35 38.29 23.33 65.39 -9.54 172 355 Peak 8 19305.00 45.76 54.00 -8.24 59.07 38.29 23.33 65.39 -9.54 172 355 Average

Mode	20	
	Harmonic	
	U-NII-6_6.425-6.525_802.11a_CH97_6435MHz	
ANT	1+2	
Pol.	Horizontal	Vertical
10.6G ~18G Avg	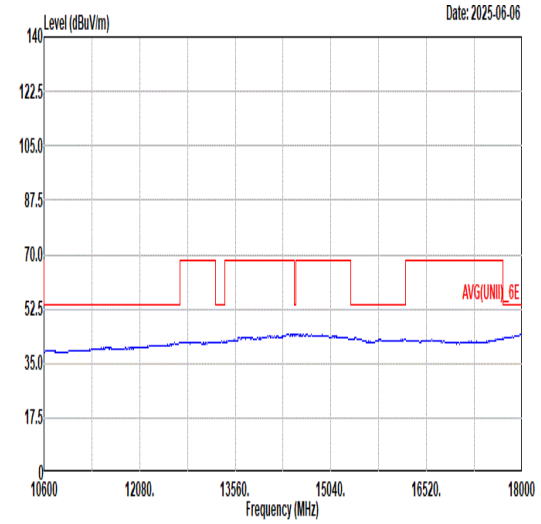 Site : 03CH22-HY Condition: AVG(UNII)_6E 3m DRH18-E_LE2C04A18EN_250520 HORIZONTAL	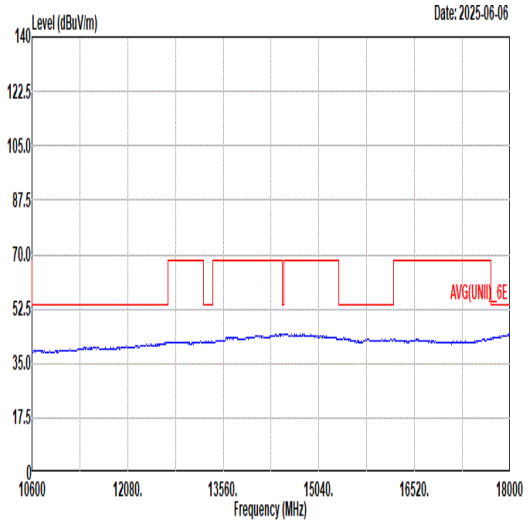 Site : 03CH22-HY Condition: AVG(UNII)_6E 3m DRH18-E_LE2C04A18EN_250520 VERTICAL

Mode	21	
	Harmonic	
	U-NII-6_6.425-6.525_802.11a_CH105_6475MHz	
ANT	1+2	
Pol.	Horizontal	Vertical
Peak Avg	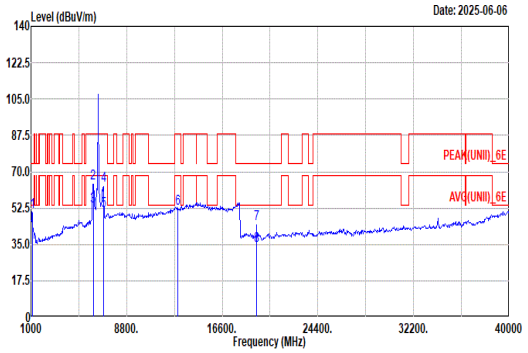 Site : 03CH22-HY Condition: PEAK(UNII)_6E 3m DRH18-E_LE2C04A18EN_250520 HORIZONTAL	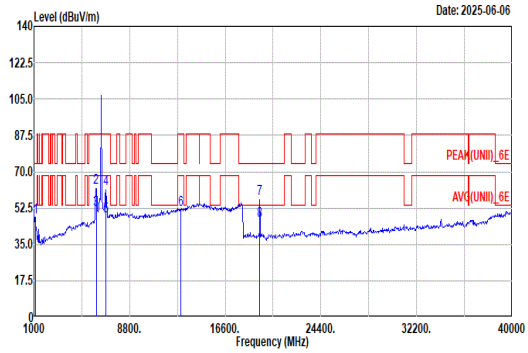 Site : 03CH22-HY Condition: PEAK(UNII)_6E 3m DRH18-E_LE2C04A18EN_250520 VERTICAL

Horizontal:

	Freq	Level	Limit Line	Margin	Read Level	Ant Factor	Cable Loss	Preamp Factor	Aux Factor	APos	TPos	Remark
	MHz	dBuV/m	dBuV/m	dB	dBuV	dB/m	dB	dB	dB	cm	deg	
1	1104.00	50.86	74.00	-23.14	53.26	23.78	5.47	31.94	0.29	--	--	Peak
2	6072.00	64.28	88.20	-23.92	51.43	34.09	13.05	35.08	0.79	100	121	Peak
3	6072.00	53.43	68.20	-14.77	40.58	34.09	13.05	35.08	0.79	100	121	Average
4	6912.00	63.62	88.20	-24.58	48.20	36.68	13.89	35.97	0.82	101	66	Peak
5	6912.00	51.10	68.20	-17.10	35.68	36.68	13.89	35.97	0.82	101	66	Average
6	12950.00	52.54	88.20	-35.66	33.81	40.90	19.05	41.22	0.00	--	--	Peak
7	19425.00	45.02	74.00	-28.98	58.12	38.30	23.41	65.27	-9.54	186	62	Peak
8	19425.00	34.43	54.00	-19.57	47.53	38.30	23.41	65.27	-9.54	186	62	Average

Vertical:

	Freq	Level	Limit Line	Margin	Read Level	Ant Factor	Cable Loss	Preamp Factor	Aux Factor	APos	TPos	Remark
	MHz	dBuV/m	dBuV/m	dB	dBuV	dB/m	dB	dB	dB	cm	deg	
1	1104.00	48.09	74.00	-25.91	50.49	23.78	5.47	31.94	0.29	--	--	Peak
2	6072.00	62.17	88.20	-26.03	49.32	34.09	13.05	35.08	0.79	100	68	Peak
3	6072.00	51.62	68.20	-16.58	38.77	34.09	13.05	35.08	0.79	100	68	Average
4	6856.00	61.78	88.20	-26.42	46.35	36.61	13.88	35.87	0.81	101	360	Peak
5	6856.00	48.47	68.20	-19.73	33.04	36.61	13.88	35.87	0.81	101	360	Average
6	12950.00	51.56	88.20	-36.64	32.83	40.90	19.05	41.22	0.00	--	--	Peak
7	19425.00	56.92	74.00	-17.08	70.02	38.30	23.41	65.27	-9.54	174	353	Peak
8	19425.00	46.47	54.00	-7.53	59.57	38.30	23.41	65.27	-9.54	174	353	Average

Mode	21	
	Harmonic	
	U-NII-6_6.425-6.525_802.11a_CH105_6475MHz	
ANT	1+2	
Pol.	Horizontal	Vertical
10.6G ~18G Avg	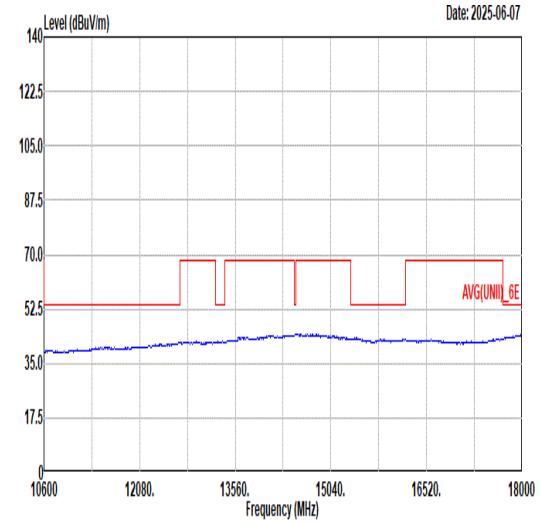 Site : 03CH22-HY Condition: AVG(UNII)_6E 3m DRH18-E_LE2C04A18EN_250520 HORIZONTAL	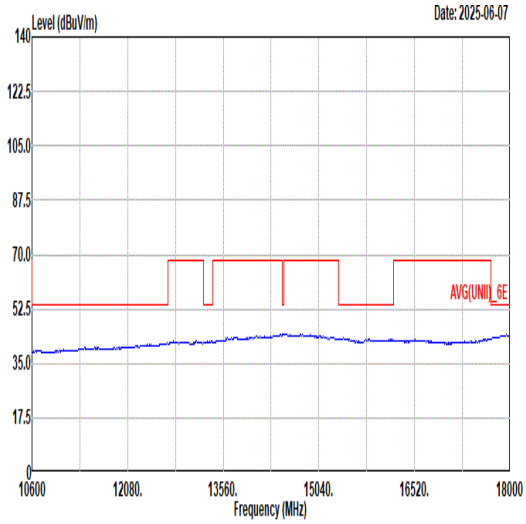 Site : 03CH22-HY Condition: AVG(UNII)_6E 3m DRH18-E_LE2C04A18EN_250520 VERTICAL

Mode	22	
	Harmonic	
	U-NII-6_6.425-6.525_802.11a_CH113_6515MHz	
ANT	1+2	
Pol.	Horizontal	Vertical
Peak Avg	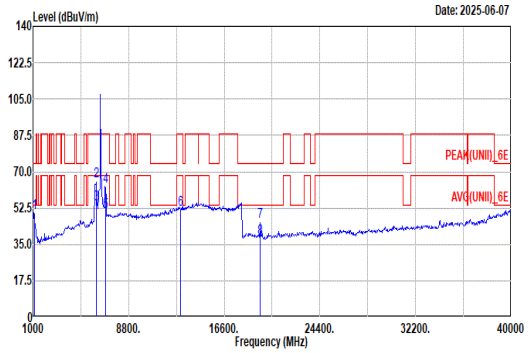 Site : 03CH22-HY Condition: PEAK(UNII)_6E 3m DRH18-E_LE2C04A18EN_250520 HORIZONTAL Freq Level Limit Line Margin Read Level Ant Factor Cable Loss Preamp Factor Aux Factor APos TPos Remark MHz dBuV/m dBuV/m dB dBuV dB/m dB dB dB cm deg 1 1104.00 50.01 74.00 -23.99 52.41 23.78 5.47 31.94 0.29 -- -- Peak 2 6144.00 65.76 88.20 -22.44 52.43 34.46 13.13 35.10 0.84 102 118 Peak 3 6144.00 54.36 68.20 -13.84 41.03 34.46 13.13 35.10 0.84 102 118 Average 4 6912.00 63.09 88.20 -25.11 47.67 36.68 13.89 35.97 0.82 100 64 Peak 5 6912.00 50.47 68.20 -17.73 35.05 36.68 13.89 35.97 0.82 100 64 Average 6 13030.00 51.63 88.20 -36.57 33.24 40.56 19.11 41.28 0.00 -- -- Peak 7 19545.00 45.99 74.00 -28.01 58.99 38.19 23.48 65.13 -9.54 165 143 Peak 8 19545.00 37.84 54.00 -16.16 50.84 38.19 23.48 65.13 -9.54 165 143 Average	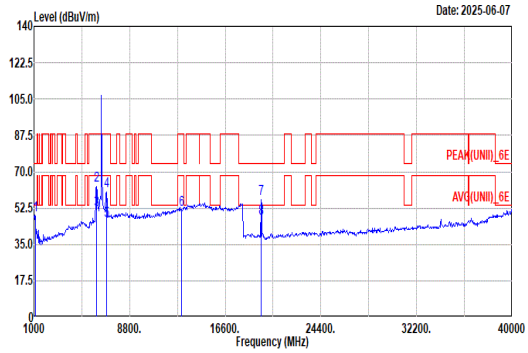 Site : 03CH22-HY Condition: PEAK(UNII)_6E 3m DRH18-E_LE2C04A18EN_250520 VERTICAL Freq Level Limit Line Margin Read Level Ant Factor Cable Loss Preamp Factor Aux Factor APos TPos Remark MHz dBuV/m dBuV/m dB dBuV dB/m dB dB dB cm deg 1 1104.00 48.97 74.00 -25.03 51.37 23.78 5.47 31.94 0.29 -- -- Peak 2 6096.00 63.55 88.20 -24.65 50.57 34.18 13.08 35.09 0.81 100 69 Peak 3 6096.00 51.74 68.20 -16.46 38.76 34.18 13.08 35.09 0.81 100 69 Average 4 6944.00 60.91 88.20 -27.29 45.60 36.61 13.90 36.02 0.82 101 360 Peak 5 6944.00 46.68 68.20 -21.52 31.37 36.61 13.90 36.02 0.82 101 360 Average 6 13030.00 51.65 88.20 -36.55 33.26 40.56 19.11 41.28 0.00 -- -- Peak 7 19545.00 56.84 74.00 -17.16 69.84 38.19 23.48 65.13 -9.54 171 354 Peak 8 19545.00 47.48 54.00 -6.52 60.48 38.19 23.48 65.13 -9.54 171 354 Average

Mode	22	
	Harmonic	
	U-NII-6_6.425-6.525_802.11a_CH113_6515MHz	
ANT	1+2	
Pol.	Horizontal	Vertical
10.6G ~18G Avg	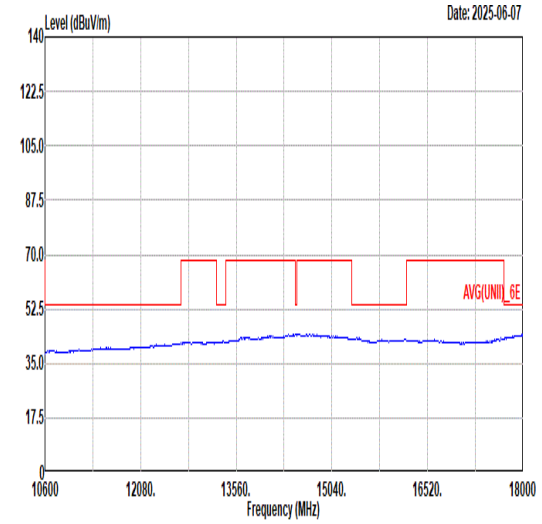 Site : 03CH22-HY Condition: AVG(UNII)_6E 3m DRH18-E_LE2C04A18EN_250520 HORIZONTAL	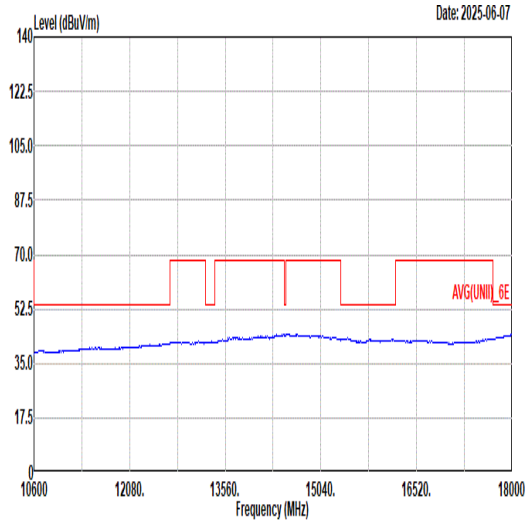 Site : 03CH22-HY Condition: AVG(UNII)_6E 3m DRH18-E_LE2C04A18EN_250520 VERTICAL