Mode	23	
	Harmonic	
	U-NII-6_6.425-6.525_802.11ax HE20_CH97_Full RU_6435MHz	
ANT	1+2	
Pol.	Horizontal	Vertical
Peak Avg	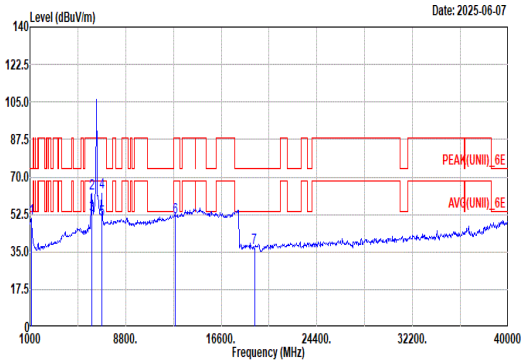 Site : 03CH22-HY Condition: PEAK(UNII)_6E 3m DRH18-E_LE2C04A18EN_250520 HORIZONTAL Freq Level Limit Line Margin Read Level Ant Factor Cable Loss Preamp Factor Aux Factor APos TPos Remark MHz dBuV/m dBuV/m dB dBuV dB/m dB dB dB cm deg 1 1128.00 50.62 74.00 -23.38 52.53 24.20 5.54 31.94 0.29 -- -- Peak 2 6024.00 62.29 88.20 -25.91 49.69 33.90 13.00 35.06 0.76 100 124 Peak 3 6024.00 52.39 68.20 -15.81 39.79 33.90 13.00 35.06 0.76 100 124 Average 4 6856.00 62.68 88.20 -25.52 47.25 36.61 13.88 35.87 0.81 100 58 Peak 5 6856.00 50.37 68.20 -17.83 34.94 36.61 13.88 35.87 0.81 100 58 Average 6 12870.00 51.45 88.20 -36.75 32.97 40.68 19.01 41.21 0.00 -- -- Peak 7 19305.00 37.03 74.00 -36.97 50.34 38.29 23.33 65.39 -9.54 -- -- Peak	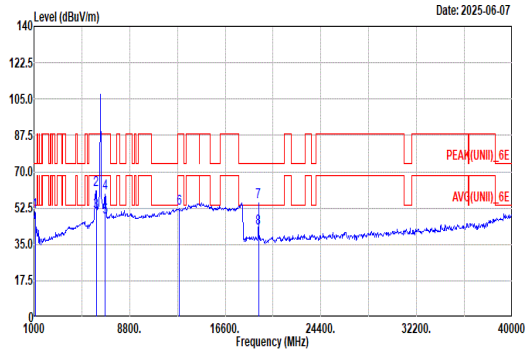 Site : 03CH22-HY Condition: PEAK(UNII)_6E 3m DRH18-E_LE2C04A18EN_250520 VERTICAL Freq Level Limit Line Margin Read Level Ant Factor Cable Loss Preamp Factor Aux Factor APos TPos Remark MHz dBuV/m dBuV/m dB dBuV dB/m dB dB dB cm deg 1 1096.00 50.45 74.00 -23.55 53.02 23.62 5.45 31.94 0.30 -- -- Peak 2 6072.00 61.24 88.20 -26.96 48.39 34.09 13.05 35.08 0.79 400 137 Peak 3 6072.00 50.61 68.20 -17.59 37.76 34.09 13.05 35.08 0.79 400 137 Average 4 6800.00 59.74 88.20 -28.46 44.24 36.60 13.86 35.77 0.81 114 0 Peak 5 6800.00 47.98 68.20 -20.22 32.48 36.60 13.86 35.77 0.81 114 0 Average 6 12870.00 52.17 88.20 -36.03 33.69 40.68 19.01 41.21 0.00 -- -- Peak 7 19305.00 55.26 74.00 -18.74 68.57 38.29 23.33 65.39 -9.54 171 353 Peak 8 19305.00 43.00 54.00 -11.00 56.31 38.29 23.33 65.39 -9.54 171 353 Average

Mode	23	
	Harmonic	
	U-NII-6_6.425-6.525_802.11ax HE20_CH97_Full RU_6435MHz	
ANT	1+2	
Pol.	Horizontal	Vertical
10.6G ~18G Avg	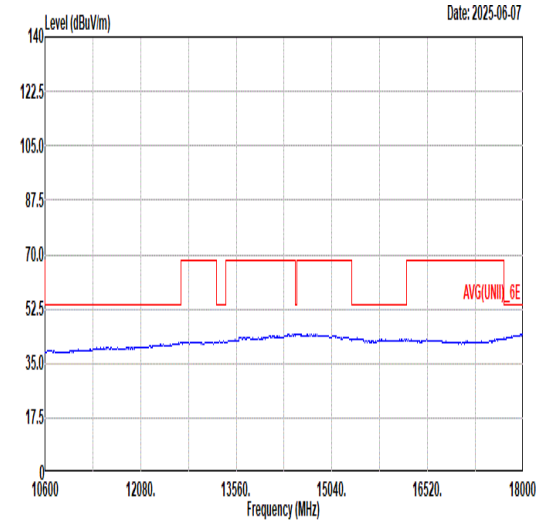 Site : 03CH22-HY Condition: AVG(UNII)_6E 3m DRH18-E_LE2C04A18EN_250520 HORIZONTAL	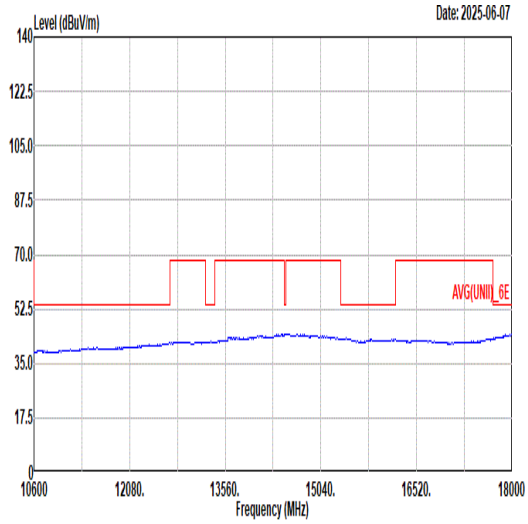 Site : 03CH22-HY Condition: AVG(UNII)_6E 3m DRH18-E_LE2C04A18EN_250520 VERTICAL

Mode	24	
	Harmonic	
	U-NII-6_6.425-6.525_802.11ax HE20_CH105_Full RU_6475MHz	
ANT	1+2	
Pol.	Horizontal	Vertical
Peak Avg	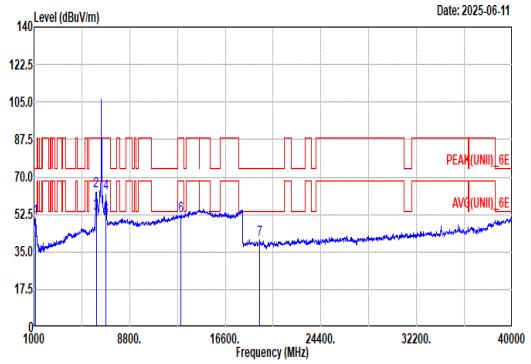 Site : 03CH22-HY Condition: PEAK(UNII)_6E 1m SHF_1225_240624 HORIZONTAL Freq Level Limit Line Margin Read Level Ant Factor Cable Loss Preamp Factor Aux Factor APos TPos Remark MHz dBuV/m dBuV/m dB dBuV dB/m dB dB dB cm deg 1 1112.00 50.51 74.00 -23.49 52.71 23.96 5.49 31.94 0.29 -- -- Peak 2 6072.00 63.30 88.20 -24.90 50.45 34.09 13.05 35.08 0.79 100 118 Peak 3 6072.00 53.01 68.20 -15.19 40.16 34.09 13.05 35.08 0.79 100 118 Average 4 6864.00 62.17 88.20 -26.03 46.73 36.63 13.88 35.88 0.81 100 58 Peak 5 6864.00 50.60 68.20 -17.60 35.16 36.63 13.88 35.88 0.81 100 58 Average 6 12950.00 51.90 88.20 -36.30 33.17 40.90 19.05 41.22 0.00 -- -- Peak 7 19425.00 40.61 74.00 -33.39 53.71 38.30 23.41 65.27 -9.54 -- -- Peak	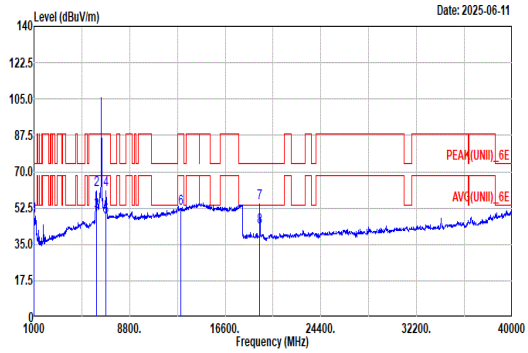 Site : 03CH22-HY Condition: PEAK(UNII)_6E 1m SHF_1225_240624 VERTICAL Freq Level Limit Line Margin Read Level Ant Factor Cable Loss Preamp Factor Aux Factor APos TPos Remark MHz dBuV/m dBuV/m dB dBuV dB/m dB dB dB cm deg 1 1000.00 48.68 74.00 -25.32 51.83 23.30 5.19 31.94 0.30 -- -- Peak 2 6080.00 61.18 88.20 -27.02 48.28 34.12 13.06 35.08 0.80 396 143 Peak 3 6080.00 50.53 68.20 -17.67 37.63 34.12 13.06 35.08 0.80 396 143 Average 4 6856.00 61.08 88.20 -27.12 45.65 36.61 13.88 35.87 0.81 100 2 Peak 5 6856.00 47.85 68.20 -20.35 32.42 36.61 13.88 35.87 0.81 100 2 Average 6 12950.00 52.54 88.20 -35.66 33.81 40.90 19.05 41.22 0.00 -- -- Peak 7 19425.00 54.69 74.00 -19.31 67.79 38.30 23.41 65.27 -9.54 173 352 Peak 8 19425.00 43.50 54.00 -10.50 56.60 38.30 23.41 65.27 -9.54 173 352 Average

Mode	24	
	Harmonic	
	U-NII-6_6.425-6.525_802.11ax HE20_CH105_Full RU_6475MHz	
ANT	1+2	
Pol.	Horizontal	Vertical
10.6G ~18G Avg	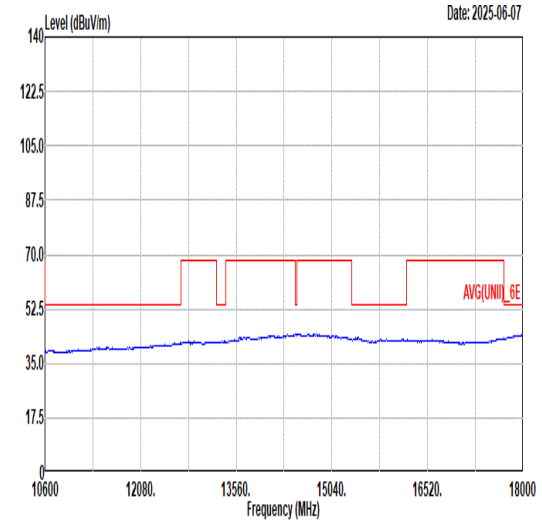 Site : 03CH22-HY Condition: AVG(UNII)_6E 3m DRH18-E_LE2C04A18EN_250520 HORIZONTAL	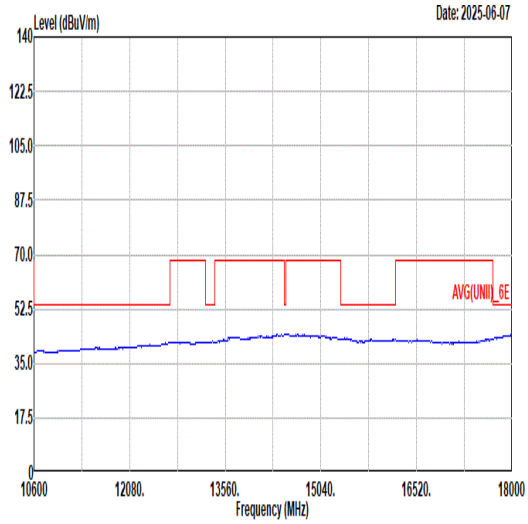 Site : 03CH22-HY Condition: AVG(UNII)_6E 3m DRH18-E_LE2C04A18EN_250520 VERTICAL

Mode	25	
	Harmonic	
	U-NII-6_6.425-6.525_802.11ax HE20_CH113_Full RU_6515MHz	
ANT	1+2	
Pol.	Horizontal	Vertical
Peak Avg	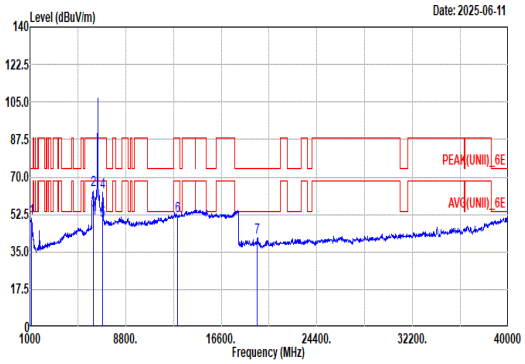 Site : 03CH22-HY Condition: PEAK(UNII)_6E 1m SHF_1225_240624 HORIZONTAL Freq Level Limit Line Margin Read Level Ant Factor Cable Loss Preamp Factor Aux Factor APos TPos Remark MHz dBuV/m dBuV/m dB dBuV dB/m dB dB dB cm deg 1 1104.00 50.72 74.00 -23.28 53.12 23.78 5.47 31.94 0.29 -- -- Peak 2 6152.00 63.99 88.20 -24.21 50.61 34.51 13.14 35.11 0.84 100 121 Peak 3 6152.00 54.21 68.20 -13.99 40.83 34.51 13.14 35.11 0.84 100 121 Average 4 6936.00 62.98 88.20 -25.22 47.64 36.63 13.90 36.01 0.82 100 65 Peak 5 6936.00 49.64 68.20 -18.56 34.30 36.63 13.90 36.01 0.82 100 65 Average 6 13030.00 51.78 88.20 -36.42 33.39 40.56 19.11 41.28 0.00 -- -- Peak 7 19545.00 41.55 74.00 -32.45 54.55 38.19 23.48 65.13 -9.54 -- -- Peak	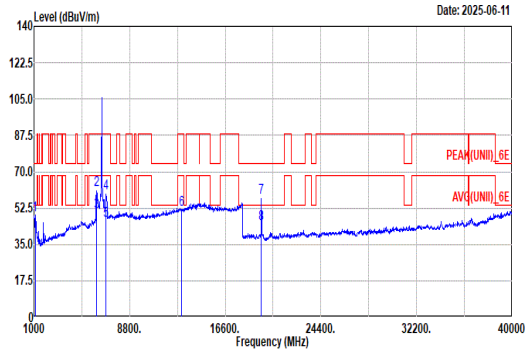 Site : 03CH22-HY Condition: PEAK(UNII)_6E 1m SHF_1225_240624 VERTICAL Freq Level Limit Line Margin Read Level Ant Factor Cable Loss Preamp Factor Aux Factor APos TPos Remark MHz dBuV/m dBuV/m dB dBuV dB/m dB dB dB cm deg 1 1096.00 49.24 74.00 -24.76 51.81 23.62 5.45 31.94 0.30 -- -- Peak 2 6104.00 61.11 88.20 -27.09 48.09 34.22 13.08 35.09 0.81 100 366 Peak 3 6104.00 50.81 68.20 -17.39 37.79 34.22 13.08 35.09 0.81 100 366 Average 4 6888.00 59.85 88.20 -28.35 44.39 36.68 13.89 35.92 0.81 100 0 Peak 5 6888.00 46.74 68.20 -21.46 31.28 36.68 13.89 35.92 0.81 100 0 Average 6 13030.00 51.83 88.20 -36.37 33.44 40.56 19.11 41.28 0.00 -- -- Peak 7 19545.00 57.62 74.00 -16.38 70.62 38.19 23.48 65.13 -9.54 175 352 Peak 8 19545.00 44.74 54.00 -9.26 57.74 38.19 23.48 65.13 -9.54 175 352 Average

Mode	25	
	Harmonic	
	U-NII-6_6.425-6.525_802.11ax HE20_CH113_Full RU_6515MHz	
ANT	1+2	
Pol.	Horizontal	Vertical
10.6G ~18G Avg	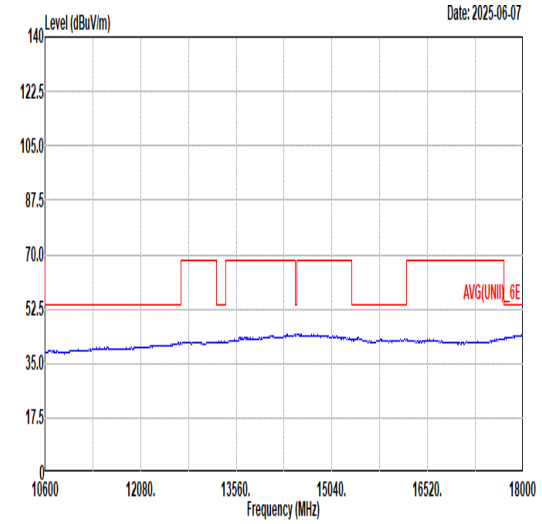 Site : 03CH22-HY Condition: AVG(UNII)_6E 3m DRH18-E_LE2C04A18EN_250520 HORIZONTAL	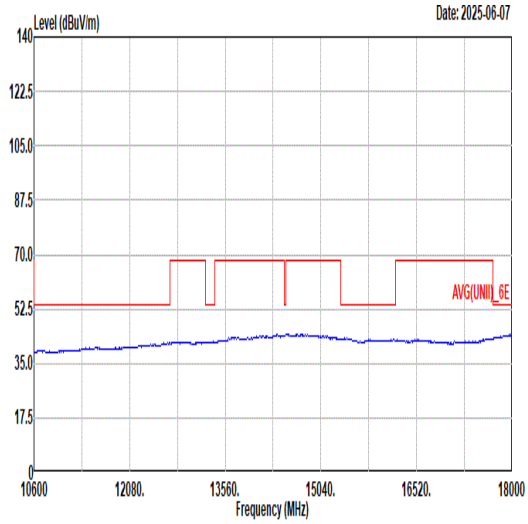 Site : 03CH22-HY Condition: AVG(UNII)_6E 3m DRH18-E_LE2C04A18EN_250520 VERTICAL

Mode	26	
	Harmonic	
	U-NII-6_6.425-6.525_802.11ax HE40_CH99_Full RU_6445MHz	
ANT	1+2	
Pol.	Horizontal	Vertical
Peak Avg	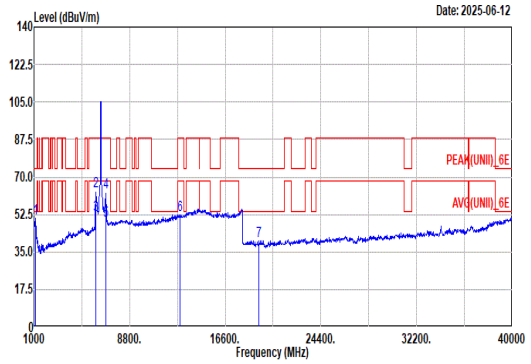 Site : 03CH22-HY Condition: PEAK(UNII)_6E 1m SHF_1225_240624 HORIZONTAL Freq Level Limit Line Margin Read Level Ant Factor Cable Loss Preamp Factor Aux Factor APos TPos Remark MHz dBuV/m dBuV/m dB dBuV dB/m dB dB dB cm deg 1 1128.00 50.85 74.00 -23.15 52.76 24.20 5.54 31.94 0.29 -- -- Peak 2 6056.00 63.36 88.20 -24.84 50.60 34.02 13.03 35.07 0.78 100 120 Peak 3 6056.00 52.13 68.20 -16.07 39.37 34.02 13.03 35.07 0.78 100 120 Average 4 6872.00 62.61 88.20 -25.59 47.17 36.64 13.88 35.89 0.81 100 65 Peak 5 6872.00 49.67 68.20 -18.53 34.23 36.64 13.88 35.89 0.81 100 65 Average 6 12890.00 52.43 88.20 -35.77 33.86 40.76 19.02 41.21 0.00 -- -- Peak 7 19335.00 40.35 74.00 -33.65 53.67 38.23 23.35 65.36 -9.54 -- -- Peak	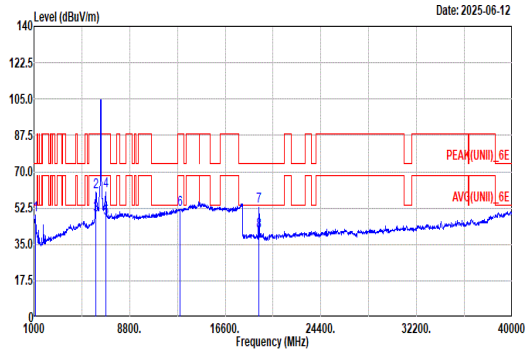 Site : 03CH22-HY Condition: PEAK(UNII)_6E 1m SHF_1225_240624 VERTICAL Freq Level Limit Line Margin Read Level Ant Factor Cable Loss Preamp Factor Aux Factor APos TPos Remark MHz dBuV/m dBuV/m dB dBuV dB/m dB dB dB cm deg 1 1128.00 48.90 74.00 -25.10 50.81 24.20 5.54 31.94 0.29 -- -- Peak 2 6040.00 60.09 88.20 -28.11 47.42 33.96 13.01 35.07 0.77 100 60 Peak 3 6040.00 48.89 68.20 -19.31 36.22 33.96 13.01 35.07 0.77 100 60 Average 4 6832.00 60.52 88.20 -27.68 45.06 36.60 13.87 35.82 0.81 100 1 Peak 5 6832.00 47.44 68.20 -20.76 31.98 36.60 13.87 35.82 0.81 100 1 Average 6 12890.00 51.54 88.20 -36.66 32.97 40.76 19.02 41.21 0.00 -- -- Peak 7 19335.00 53.29 74.00 -20.71 66.61 38.23 23.35 65.36 -9.54 171 357 Peak 8 19335.00 41.35 54.00 -12.65 54.67 38.23 23.35 65.36 -9.54 171 357 Average

Mode	26	
	Harmonic	
	U-NII-6_6.425-6.525_802.11ax HE40_CH99_Full RU_6445MHz	
ANT	1+2	
Pol.	Horizontal	Vertical
10.6G ~18G Avg	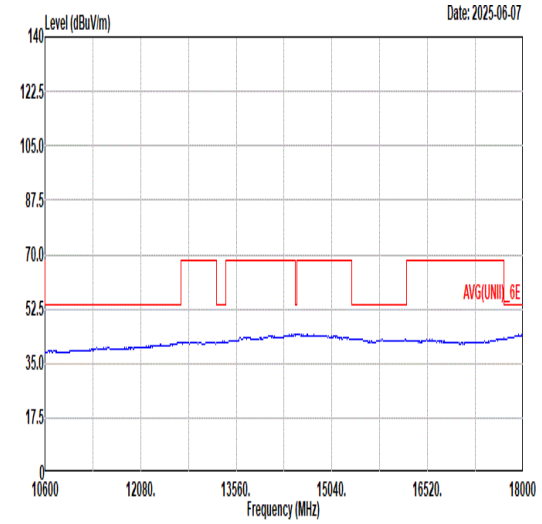 Site : 03CH22-HY Condition: AVG(UNII)_6E 3m DRH18-E_LE2C04A18EN_250520 HORIZONTAL	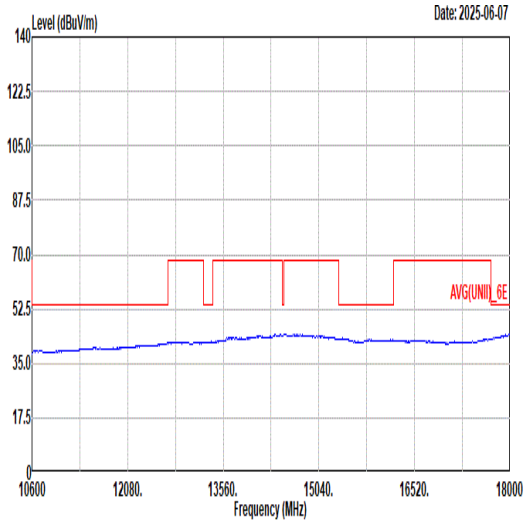 Site : 03CH22-HY Condition: AVG(UNII)_6E 3m DRH18-E_LE2C04A18EN_250520 VERTICAL

Mode	27	
	Harmonic	
	U-NII-6_6.425-6.525_802.11ax HE40_CH107_Full RU_6485MHz	
ANT	1+2	
Pol.	Horizontal	Vertical
Peak Avg	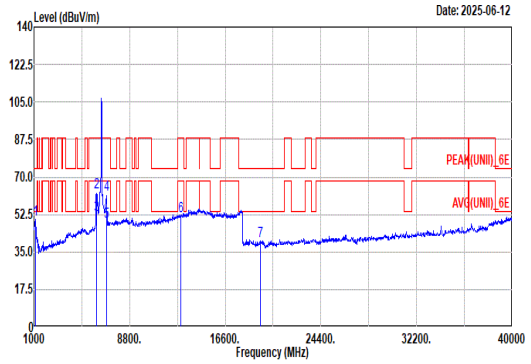 Site : 03CH22-HY Condition: PEAK(UNII)_6E 1m SHF_1225_240624 HORIZONTAL Freq Level Limit Line Margin Read Level Ant Factor Cable Loss Preamp Factor Aux Factor APos TPos Remark MHz dBuV/m dBuV/m dB dBuV dB/m dB dB dB cm deg 1 1104.00 50.41 74.00 -23.59 52.81 23.78 5.47 31.94 0.29 -- -- Peak 2 6088.00 63.02 88.20 -25.18 50.08 34.15 13.07 35.08 0.80 100 124 Peak 3 6088.00 52.12 68.20 -16.08 39.18 34.15 13.07 35.08 0.80 100 124 Average 4 6896.00 62.07 88.20 -26.13 46.62 36.69 13.89 35.94 0.81 100 64 Peak 5 6896.00 49.16 68.20 -19.04 33.71 36.69 13.89 35.94 0.81 100 64 Average 6 12970.00 51.95 88.20 -36.25 33.25 40.86 19.06 41.22 0.00 -- -- Peak 7 19455.00 40.31 74.00 -33.69 53.47 38.19 23.43 65.24 -9.54 -- -- Peak	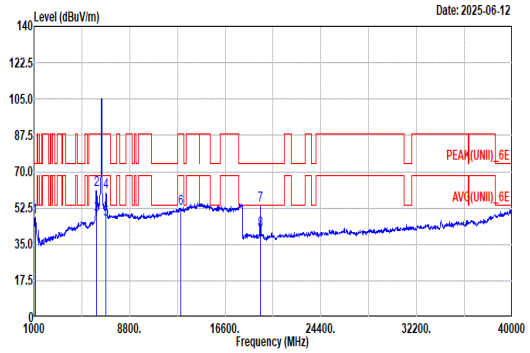 Site : 03CH22-HY Condition: PEAK(UNII)_6E 1m SHF_1225_240624 VERTICAL Freq Level Limit Line Margin Read Level Ant Factor Cable Loss Preamp Factor Aux Factor APos TPos Remark MHz dBuV/m dBuV/m dB dBuV dB/m dB dB dB cm deg 1 1096.00 48.20 74.00 -25.80 50.77 23.62 5.45 31.94 0.30 -- -- Peak 2 6112.00 61.02 88.20 -27.18 47.93 34.27 13.09 35.09 0.82 100 63 Peak 3 6112.00 49.12 68.20 -19.08 36.03 34.27 13.09 35.09 0.82 100 63 Average 4 6888.00 60.07 88.20 -28.13 44.61 36.68 13.89 35.92 0.81 100 360 Peak 5 6888.00 46.81 68.20 -21.39 31.35 36.68 13.89 35.92 0.81 100 360 Average 6 12970.00 52.31 88.20 -35.89 33.61 40.86 19.06 41.22 0.00 -- -- Peak 7 19455.00 53.70 74.00 -20.30 66.86 38.19 23.43 65.24 -9.54 170 357 Peak 8 19455.00 41.79 54.00 -12.21 54.95 38.19 23.43 65.24 -9.54 170 357 Average

Mode	27	
	Harmonic	
	U-NII-6_6.425-6.525_802.11ax HE40_CH107_Full RU_6485MHz	
ANT	1+2	
Pol.	Horizontal	Vertical
10.6G ~18G Avg	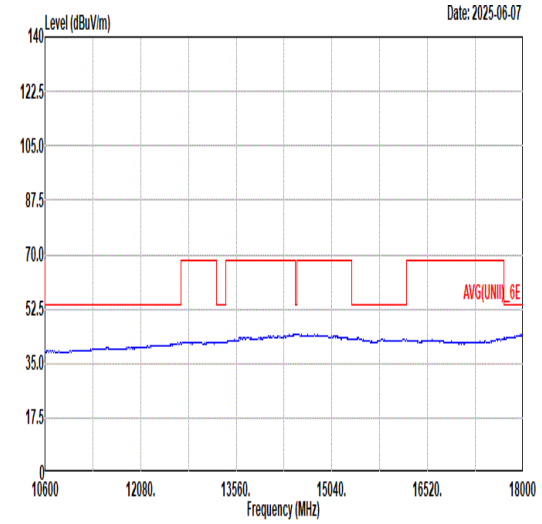 Site : 03CH22-HY Condition: AVG(UNII)_6E 3m DRH18-E_LE2C04A18EN_250520 HORIZONTAL	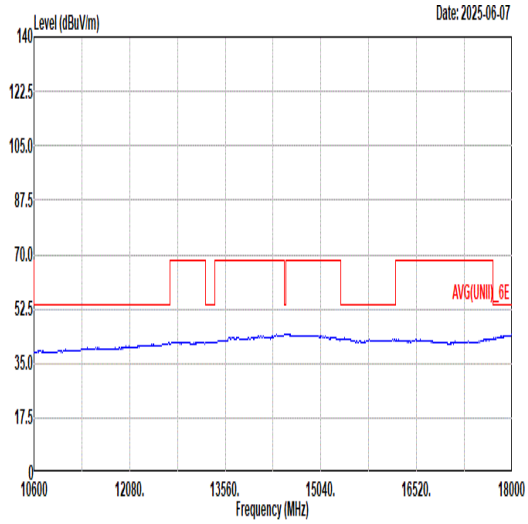 Site : 03CH22-HY Condition: AVG(UNII)_6E 3m DRH18-E_LE2C04A18EN_250520 VERTICAL

Mode	28	
	Harmonic	
	U-NII-6_6.425-6.525_802.11ax HE40_CH115_Full RU_6525MHz	
ANT	1+2	
Pol.	Horizontal	Vertical
Peak Avg	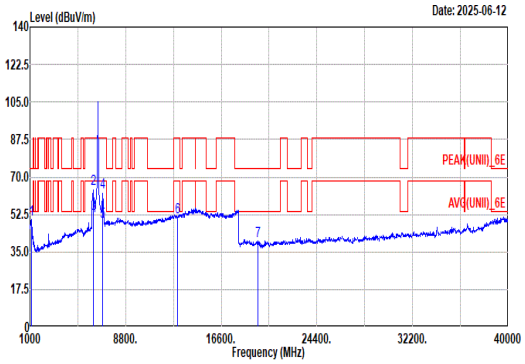 Site : 03CH22-HY Condition: PEAK(UNII)_6E 1m SHF_1225_240624 HORIZONTAL Freq Level Limit Line Margin Read Level Ant Factor Cable Loss Preamp Factor Aux Factor APos TPos Remark MHz dBuV/m dBuV/m dB dBuV dB/m dB dB dB cm deg 1 1104.00 50.45 74.00 -23.55 52.85 23.78 5.47 31.94 0.29 -- -- Peak 2 6160.00 64.32 88.20 -23.88 50.87 34.56 13.15 35.11 0.85 100 121 Peak 3 6160.00 53.03 68.20 -15.17 39.58 34.56 13.15 35.11 0.85 100 121 Average 4 6952.00 62.80 88.20 -25.40 47.51 36.60 13.91 36.04 0.82 100 65 Peak 5 6952.00 49.00 68.20 -19.20 33.71 36.60 13.91 36.04 0.82 100 65 Average 6 13050.00 51.15 88.20 -37.05 32.95 40.40 19.12 41.32 0.00 -- -- Peak 7 19575.00 40.11 74.00 -33.89 53.13 38.10 23.50 65.08 -9.54 -- -- Peak	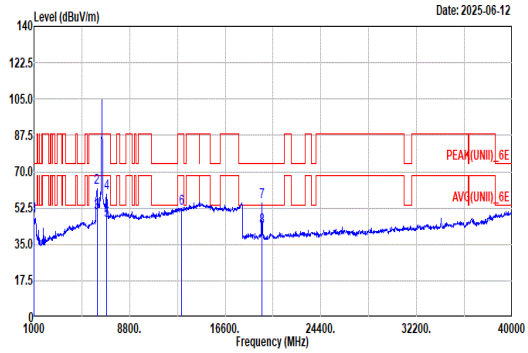 Site : 03CH22-HY Condition: PEAK(UNII)_6E 1m SHF_1225_240624 VERTICAL Freq Level Limit Line Margin Read Level Ant Factor Cable Loss Preamp Factor Aux Factor APos TPos Remark MHz dBuV/m dBuV/m dB dBuV dB/m dB dB dB cm deg 1 1008.00 48.43 74.00 -25.57 51.56 23.30 5.21 31.94 0.30 -- -- Peak 2 6136.00 62.38 88.20 -25.82 49.11 34.42 13.12 35.10 0.83 100 67 Peak 3 6136.00 50.04 68.20 -18.16 36.77 34.42 13.12 35.10 0.83 100 67 Average 4 6928.00 59.80 88.20 -28.40 44.43 36.64 13.90 35.99 0.82 100 5 Peak 5 6928.00 46.73 68.20 -21.47 31.36 36.64 13.90 35.99 0.82 100 5 Average 6 13050.00 52.39 88.20 -35.81 34.19 40.40 19.12 41.32 0.00 -- -- Peak 7 19575.00 55.24 74.00 -18.76 68.26 38.10 23.50 65.08 -9.54 172 355 Peak 8 19575.00 43.39 54.00 -10.61 56.41 38.10 23.50 65.08 -9.54 172 355 Average

Mode	28	
	Harmonic	
	U-NII-6_6.425-6.525_802.11ax HE40_CH115_Full RU_6525MHz	
ANT	1+2	
Pol.	Horizontal	Vertical
10.6G ~18G Avg	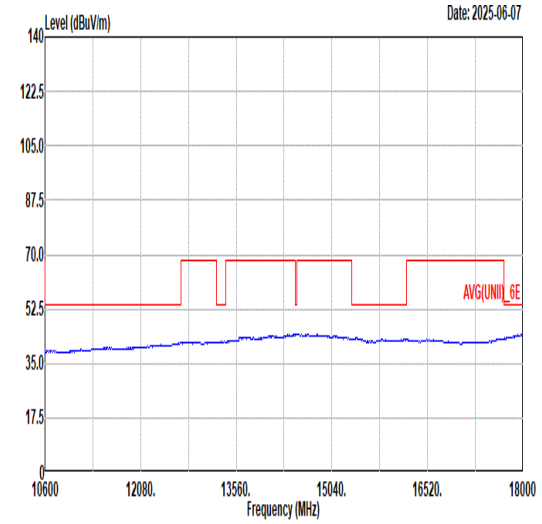 Site : 03CH22-HY Condition: AVG(UNII)_6E 3m DRH18-E_LE2C04A18EN_250520 HORIZONTAL	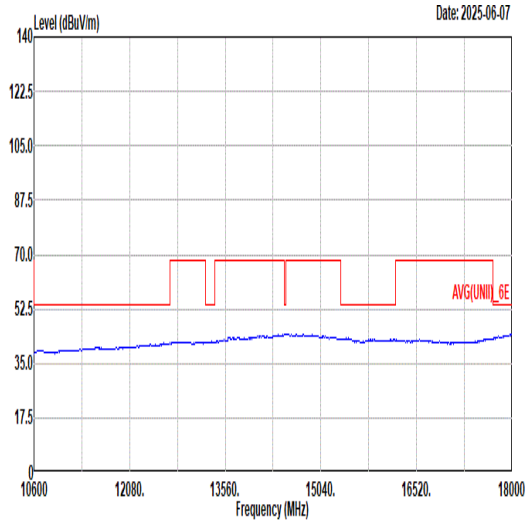 Site : 03CH22-HY Condition: AVG(UNII)_6E 3m DRH18-E_LE2C04A18EN_250520 VERTICAL

Mode	29	
	Harmonic	
	U-NII-6_6.425-6.525_802.11ax HE80_CH103_Full RU_6465MHz	
ANT	1+2	
Pol.	Horizontal	Vertical
Peak Avg	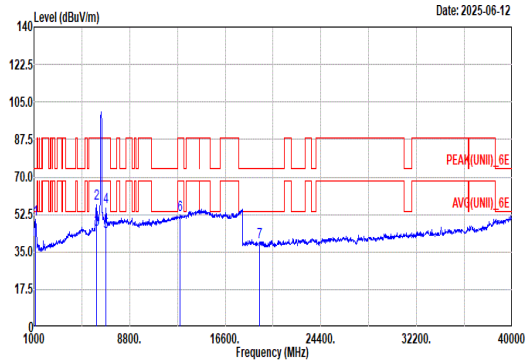 Site : 03CH22-HY Condition: PEAK(UNII)_6E 1m SHF_1225_240624 HORIZONTAL |	Freq	Level	Limit Line	Margin	Read Level	Ant Factor	Cable Loss	Preamp Factor	Aux Factor	APos	TPos	Remark
	MHz	dBuV/m	dBuV/m	dB	dBuV	dB/m	dB	dB	dB	cm	deg	
1	1104.00	50.08	74.00	-23.92	52.48	23.78	5.47	31.94	0.29	--	--	Peak
2	6088.00	57.85	88.20	-30.35	44.91	34.15	13.07	35.08	0.80	100	127	Peak
3	6088.00	45.56	68.20	-22.64	32.62	34.15	13.07	35.08	0.80	100	127	Average
4	6880.00	55.94	88.20	-32.26	40.50	36.66	13.88	35.91	0.81	100	61	Peak
5	6880.00	44.64	68.20	-23.56	29.20	36.66	13.88	35.91	0.81	100	61	Average
6	12930.00	52.22	88.20	-35.98	33.53	40.86	19.04	41.21	0.00	--	--	Peak
7	19395.00	39.68	74.00	-34.32	52.76	38.38	23.39	65.31	-9.54	--	--	Peak
	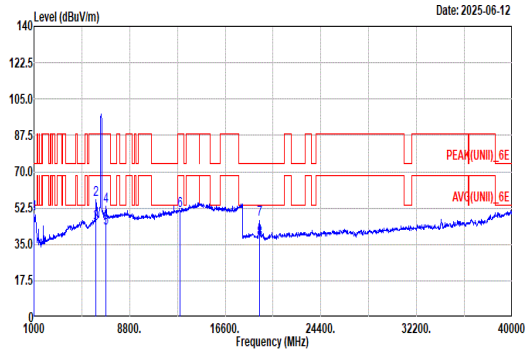 Site : 03CH22-HY Condition: PEAK(UNII)_6E 1m SHF_1225_240624 VERTICAL |	Freq	Level	Limit Line	Margin	Read Level	Ant Factor	Cable Loss	Preamp Factor	Aux Factor	APos	TPos	Remark
	MHz	dBuV/m	dBuV/m	dB	dBuV	dB/m	dB	dB	dB	cm	deg	
1	1000.00	49.48	74.00	-24.52	52.63	23.30	5.19	31.94	0.30	--	--	Peak
2	6056.00	56.38	88.20	-31.82	43.62	34.02	13.03	35.07	0.78	100	74	Peak
3	6056.00	44.97	68.20	-23.23	32.21	34.02	13.03	35.07	0.78	100	74	Average
4	6880.00	53.32	88.20	-34.88	37.88	36.66	13.88	35.91	0.81	101	1	Peak
5	6880.00	42.62	68.20	-25.58	27.18	36.66	13.88	35.91	0.81	101	1	Average
6	12930.00	51.46	88.20	-36.74	32.77	40.86	19.04	41.21	0.00	--	--	Peak
7	19395.00	47.11	74.00	-26.89	60.19	38.38	23.39	65.31	-9.54	172	8	Peak
8	19395.00	37.37	54.00	-16.63	50.45	38.38	23.39	65.31	-9.54	172	8	Average

Mode	29	
	Harmonic	
	U-NII-6_6.425-6.525_802.11ax HE80_CH103_Full RU_6465MHz	
ANT	1+2	
Pol.	Horizontal	Vertical
10.6G ~18G Avg	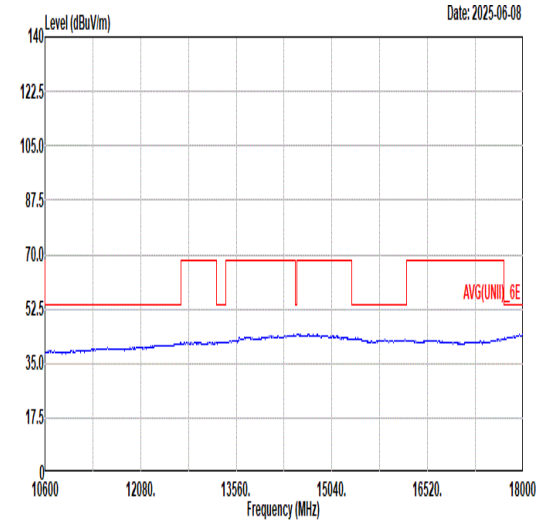 Site : 03CH22-HY Condition: AVG(UNII)_6E 3m DRH18-E_LE2C04A18EN_250520 HORIZONTAL	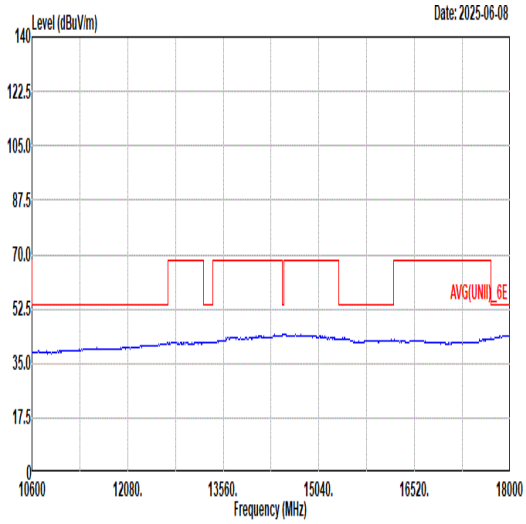 Site : 03CH22-HY Condition: AVG(UNII)_6E 3m DRH18-E_LE2C04A18EN_250520 VERTICAL

Mode	30	
	Harmonic	
	U-NII-6_6.425-6.525_802.11ax HE160_CH111_Full RU_6505MHz	
ANT	1+2	
Pol.	Horizontal	Vertical
Peak Avg	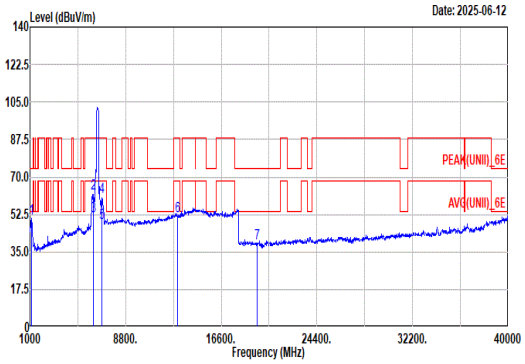 Site : 03CH22-HY Condition: PEAK(UNII)_6E 1m SHF_1225_240624 HORIZONTAL Freq Level Limit Line Margin Read Level Ant Factor Cable Loss Preamp Factor Aux Factor APos TPos Remark MHz dBuV/m dBuV/m dB dBuV dB/m dB dB dB cm deg 1 1104.00 50.65 74.00 -23.35 53.05 23.78 5.47 31.94 0.29 -- -- Peak 2 6160.00 62.44 88.20 -25.76 48.99 34.56 13.15 35.11 0.85 100 124 Peak 3 6160.00 51.83 68.20 -16.37 38.38 34.56 13.15 35.11 0.85 100 124 Average 4 6856.00 60.53 88.20 -27.67 45.10 36.61 13.88 35.87 0.81 100 63 Peak 5 6856.00 48.79 68.20 -19.41 33.36 36.61 13.88 35.87 0.81 100 63 Average 6 13010.00 51.79 88.20 -36.41 33.22 40.72 19.09 41.24 0.00 300 82 Peak 7 19515.00 39.31 74.00 -34.69 52.43 38.13 23.47 65.18 -9.54 -- -- Peak	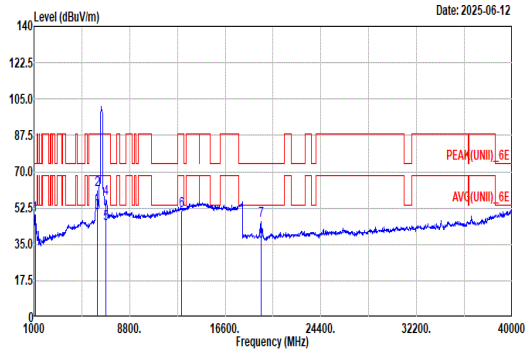 Site : 03CH22-HY Condition: PEAK(UNII)_6E 1m SHF_1225_240624 VERTICAL Freq Level Limit Line Margin Read Level Ant Factor Cable Loss Preamp Factor Aux Factor APos TPos Remark MHz dBuV/m dBuV/m dB dBuV dB/m dB dB dB cm deg 1 1096.00 49.33 74.00 -24.67 51.90 23.62 5.45 31.94 0.30 -- -- Peak 2 6144.00 61.17 88.20 -27.03 47.84 34.46 13.13 35.10 0.84 100 339 Peak 3 6144.00 50.33 68.20 -17.87 37.00 34.46 13.13 35.10 0.84 100 339 Average 4 6856.00 56.85 88.20 -31.35 41.42 36.61 13.88 35.87 0.81 100 359 Peak 5 6856.00 45.14 68.20 -23.06 29.71 36.61 13.88 35.87 0.81 100 359 Average 6 13010.00 51.29 88.20 -36.91 32.72 40.72 19.09 41.24 0.00 367 0 Peak 7 19515.00 46.38 74.00 -27.62 59.50 38.13 23.47 65.18 -9.54 171 0 Peak 8 19515.00 36.53 54.00 -17.47 49.65 38.13 23.47 65.18 -9.54 171 0 Average

Mode	30	
	Harmonic	
	U-NII-6_6.425-6.525_802.11ax HE160_CH111_Full RU_6505MHz	
ANT	1+2	
Pol.	Horizontal	Vertical
10.6G ~18G Avg	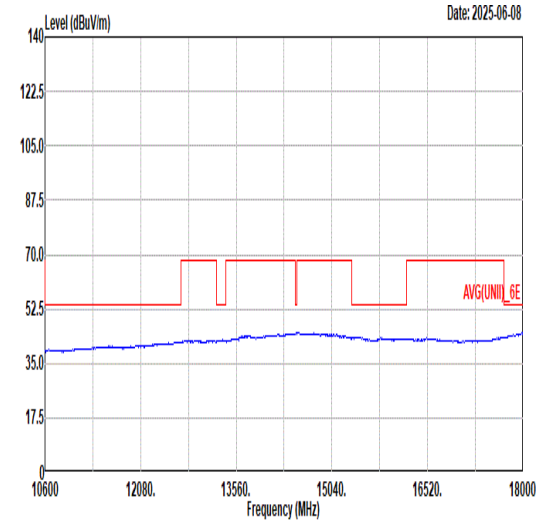 Site : 03CH22-HY Condition: AVG(UNII)_6E 3m DRH18-E_LE2C04A18EN_250520 HORIZONTAL	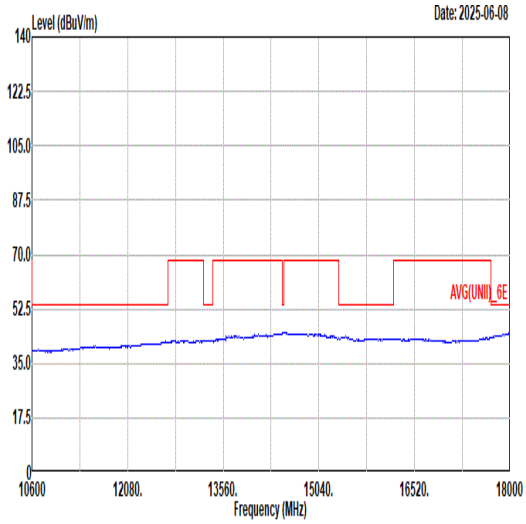 Site : 03CH22-HY Condition: AVG(UNII)_6E 3m DRH18-E_LE2C04A18EN_250520 VERTICAL

Mode	31	
	Harmonic	
	U-NII-7_6.525-6.875_802.11a_CH117_6535MHz	
ANT	1+2	
Pol.	Horizontal	Vertical
Peak Avg	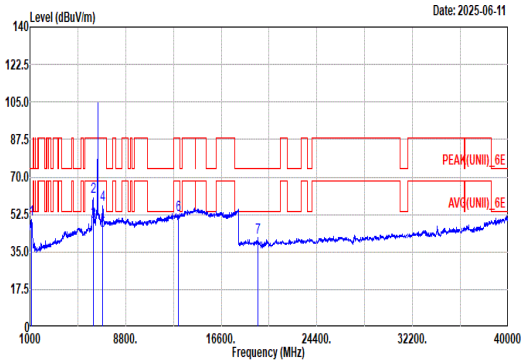 Site : 03CH22-HY Condition: PEAK(UNII)_6E 1m SHF_1225_240624 HORIZONTAL Freq Level Limit Line Margin Read Level Ant Factor Cable Loss Preamp Factor Aux Factor APos TPos Remark MHz dBuV/m dBuV/m dB dBuV dB/m dB dB dB cm deg 1 1112.00 50.42 74.00 -23.58 52.62 23.96 5.49 31.94 0.29 -- -- Peak 2 6144.00 60.56 88.20 -27.64 47.23 34.46 13.13 35.10 0.84 100 119 Peak 3 6144.00 49.05 68.20 -19.15 35.72 34.46 13.13 35.10 0.84 100 119 Average 4 6920.00 57.02 88.20 -31.18 41.62 36.66 13.90 35.98 0.82 102 59 Peak 5 6920.00 45.09 68.20 -23.11 29.69 36.66 13.90 35.98 0.82 102 59 Average 6 13070.00 52.46 88.20 -35.74 34.12 40.56 19.14 41.36 0.00 -- -- Peak 7 19605.00 41.91 74.00 -32.09 54.95 38.01 23.52 65.03 -9.54 -- -- Peak	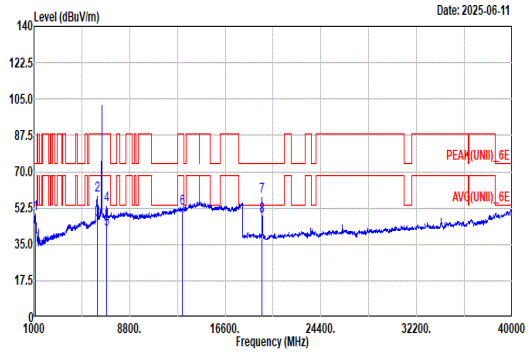 Site : 03CH22-HY Condition: PEAK(UNII)_6E 1m SHF_1225_240624 VERTICAL Freq Level Limit Line Margin Read Level Ant Factor Cable Loss Preamp Factor Aux Factor APos TPos Remark MHz dBuV/m dBuV/m dB dBuV dB/m dB dB dB cm deg 1 1104.00 49.66 74.00 -24.34 52.06 23.78 5.47 31.94 0.29 -- -- Peak 2 6152.00 58.44 88.20 -29.76 45.06 34.51 13.14 35.11 0.84 110 66 Peak 3 6152.00 47.19 68.20 -21.01 33.81 34.51 13.14 35.11 0.84 110 66 Average 4 6920.00 53.68 88.20 -34.52 38.28 36.66 13.90 35.98 0.82 100 359 Peak 5 6920.00 42.12 68.20 -26.08 26.72 36.66 13.90 35.98 0.82 100 359 Average 6 13070.00 52.15 88.20 -36.05 33.81 40.56 19.14 41.36 0.00 -- -- Peak 7 19605.00 58.01 74.00 -15.99 71.05 38.01 23.52 65.03 -9.54 170 353 Peak 8 19605.00 48.58 54.00 -5.42 61.62 38.01 23.52 65.03 -9.54 170 353 Average

Mode	31	
	Harmonic	
	U-NII-7_6.525-6.875_802.11a_CH117_6535MHz	
ANT	1+2	
Pol.	Horizontal	Vertical
10.6G ~18G Avg	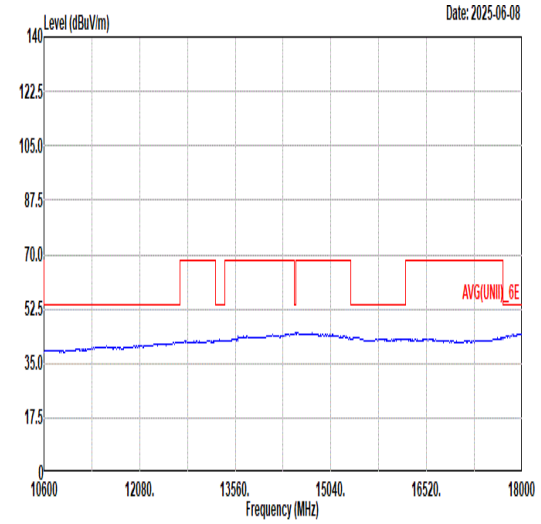 Site : 03CH22-HY Condition: AVG(UNII)_6E 3m DRH18-E_LE2C04A18EN_250520 HORIZONTAL	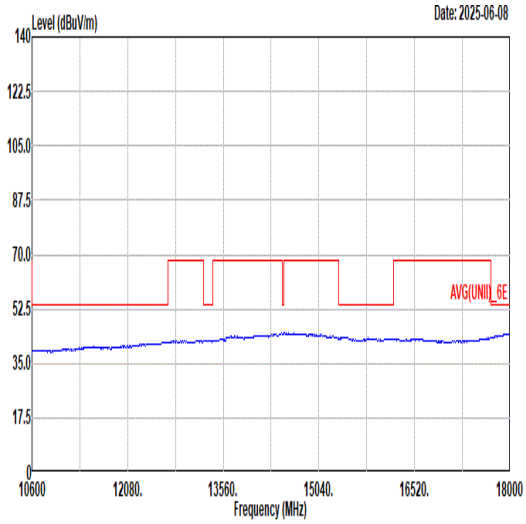 Site : 03CH22-HY Condition: AVG(UNII)_6E 3m DRH18-E_LE2C04A18EN_250520 VERTICAL

Mode	32	
	Harmonic	
	U-NII-7_6.525-6.875_802.11a_CH149_6695MHz	
ANT	1+2	
Pol.	Horizontal	Vertical
Peak Avg	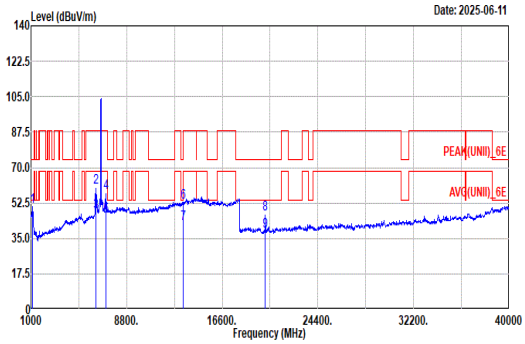 Site : 03CH22-HY Condition: PEAK(UNII)_6E 1m SHF_1225_240624 HORIZONTAL Freq Level Limit Line Margin Read Level Ant Factor Cable Loss Preamp Factor Aux Factor APos TPos Remark MHz dBuV/m dBuV/m dB dBuV dB/m dB dB dB cm deg 1 1120.00 50.58 74.00 -23.42 52.52 24.20 5.51 31.94 0.29 -- -- Peak 2 6288.00 60.06 88.20 -28.14 45.89 35.20 13.27 35.16 0.86 100 117 Peak 3 6288.00 47.87 68.20 -20.33 33.70 35.20 13.27 35.16 0.86 100 117 Average 4 7104.00 57.37 88.20 -30.83 41.99 36.70 14.11 36.28 0.85 100 59 Peak 5 7104.00 46.01 68.20 -22.19 30.63 36.70 14.11 36.28 0.85 100 59 Average 6 13390.00 53.08 74.00 -20.92 34.70 40.96 19.42 42.00 0.00 -- -- Peak 7 13390.00 42.31 54.00 -11.69 23.93 40.96 19.42 42.00 0.00 -- -- Average 8 20085.00 46.89 74.00 -27.11 58.93 37.97 23.79 64.26 -9.54 172 221 Peak 9 20085.00 38.39 54.00 -15.61 50.43 37.97 23.79 64.26 -9.54 172 221 Average	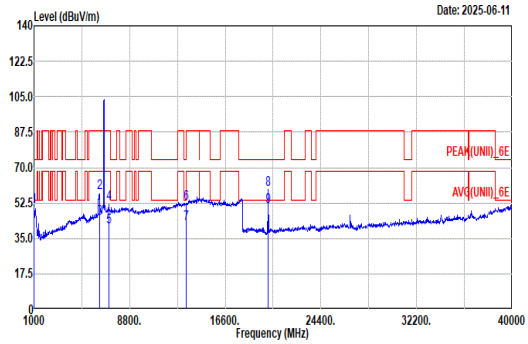 Site : 03CH22-HY Condition: PEAK(UNII)_6E 1m SHF_1225_240624 VERTICAL Freq Level Limit Line Margin Read Level Ant Factor Cable Loss Preamp Factor Aux Factor APos TPos Remark MHz dBuV/m dBuV/m dB dBuV dB/m dB dB dB cm deg 1 1008.00 50.75 74.00 -23.25 53.88 23.30 5.21 31.94 0.30 -- -- Peak 2 6328.00 57.33 88.20 -30.87 42.96 35.37 13.31 35.17 0.86 100 353 Peak 3 6328.00 45.15 68.20 -23.05 30.78 35.37 13.31 35.17 0.86 100 353 Average 4 7120.00 52.11 88.20 -36.09 36.71 36.70 14.14 36.30 0.86 100 1 Peak 5 7120.00 40.87 68.20 -27.33 25.47 36.70 14.14 36.30 0.86 100 1 Average 6 13390.00 52.10 74.00 -21.90 33.72 40.96 19.42 42.00 0.00 -- -- Peak 7 13390.00 42.23 54.00 -11.77 23.85 40.96 19.42 42.00 0.00 -- -- Average 8 20085.00 59.37 74.00 -14.63 71.41 37.97 23.79 64.26 -9.54 171 353 Peak 9 20085.00 50.59 54.00 -3.41 62.63 37.97 23.79 64.26 -9.54 171 353 Average

Mode	32	
	Harmonic	
	U-NII-7_6.525-6.875_802.11a_CH149_6695MHz	
ANT	1+2	
Pol.	Horizontal	Vertical
10.6G ~18G Avg	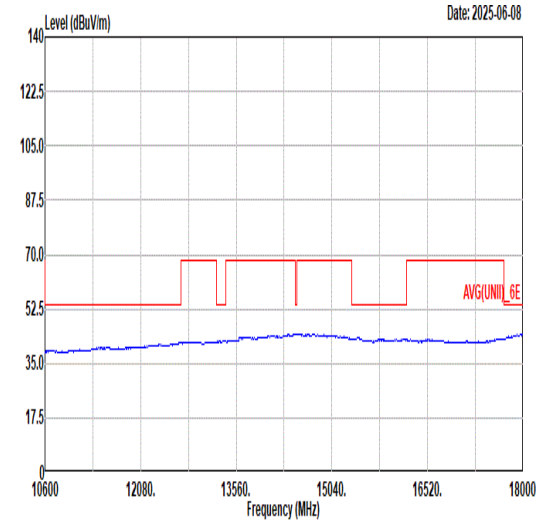 Site : 03CH22-HY Condition: AVG(UNII)_6E 3m DRH18-E_LE2C04A18EN_250520 HORIZONTAL	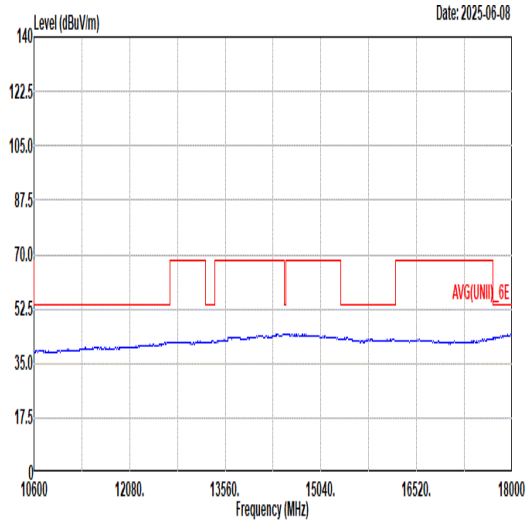 Site : 03CH22-HY Condition: AVG(UNII)_6E 3m DRH18-E_LE2C04A18EN_250520 VERTICAL

Mode	33	
	Harmonic	
	U-NII-7_6.525-6.875_802.11a_CH185_6875MHz	
ANT	1+2	
Pol.	Horizontal	Vertical
Peak Avg	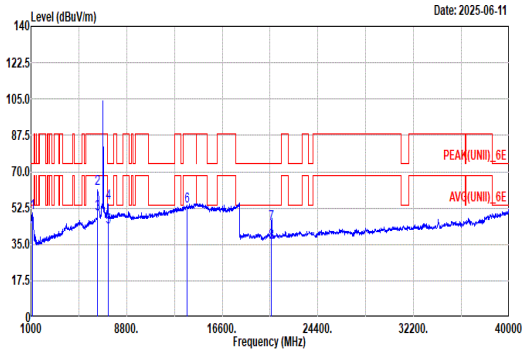 Site : 03CH22-HY Condition: PEAK(UNII)_6E 1m SHF_1225_240624 HORIZONTAL	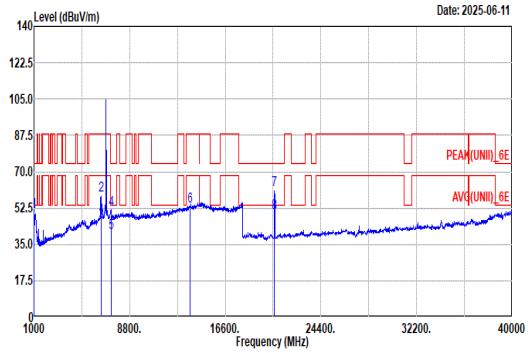 Site : 03CH22-HY Condition: PEAK(UNII)_6E 1m SHF_1225_240624 VERTICAL

Horizontal:

	Freq	Level	Limit Line	Margin	Read Level	Ant Factor	Cable Loss	Preamp Factor	Aux Factor	APos	TPos	Remark
	MHz	dBuV/m	dBuV/m	dB	dBuV	dB/m	dB	dB	dB	cm	deg	
1	1128.00	50.17	74.00	-23.83	52.08	24.20	5.54	31.94	0.29	--	--	Peak
2	6440.00	61.78	88.20	-26.42	46.82	35.94	13.39	35.22	0.85	102	117	Peak
3	6440.00	49.65	68.20	-18.55	34.69	35.94	13.39	35.22	0.85	102	117	Average
4	7304.00	55.14	74.00	-18.86	39.38	37.20	14.28	36.58	0.86	100	54	Peak
5	7304.00	43.50	54.00	-10.50	27.74	37.20	14.28	36.58	0.86	100	54	Average
6	13750.00	53.21	88.20	-34.99	34.69	41.50	19.51	42.49	0.00	--	--	Peak
7	20625.00	45.03	74.00	-28.97	55.93	37.95	24.11	63.42	-9.54	208	42	Peak
8	20625.00	35.70	54.00	-18.30	46.60	37.95	24.11	63.42	-9.54	208	42	Average

Vertical:

	Freq	Level	Limit Line	Margin	Read Level	Ant Factor	Cable Loss	Preamp Factor	Aux Factor	APos	TPos	Remark
	MHz	dBuV/m	dBuV/m	dB	dBuV	dB/m	dB	dB	dB	cm	deg	
1	1008.00	50.91	74.00	-23.09	54.04	23.30	5.21	31.94	0.30	--	--	Peak
2	6456.00	58.61	88.20	-29.59	43.59	36.00	13.39	35.22	0.85	100	58	Peak
3	6456.00	46.11	68.20	-22.09	31.09	36.00	13.39	35.22	0.85	100	58	Average
4	7288.00	51.69	74.00	-22.31	35.95	37.15	14.29	36.56	0.86	103	165	Peak
5	7288.00	40.66	54.00	-13.34	24.92	37.15	14.29	36.56	0.86	103	165	Average
6	13750.00	53.11	88.20	-35.09	34.59	41.50	19.51	42.49	0.00	--	--	Peak
7	20625.00	61.09	74.00	-12.91	71.99	37.95	24.11	63.42	-9.54	170	345	Peak
8	20625.00	50.39	54.00	-3.61	61.29	37.95	24.11	63.42	-9.54	170	345	Average

Mode	33	
	Harmonic	
	U-NII-7_6.525-6.875_802.11a_CH185_6875MHz	
ANT	1+2	
Pol.	Horizontal	Vertical
10.6G ~18G Avg	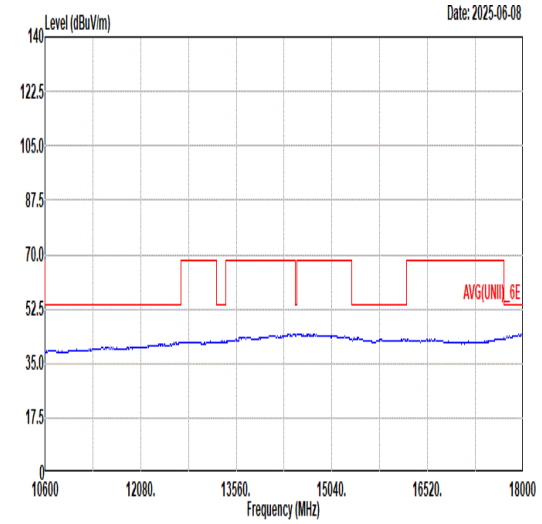 Site : 03CH22-HY Condition: AVG(UNII)_6E 3m DRH18-E_LE2C04A18EN_250520 HORIZONTAL	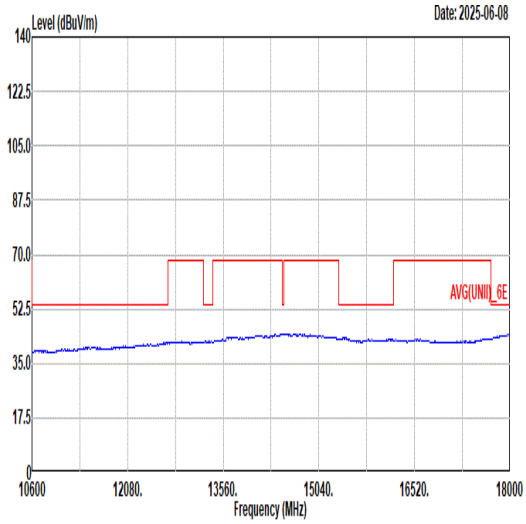 Site : 03CH22-HY Condition: AVG(UNII)_6E 3m DRH18-E_LE2C04A18EN_250520 VERTICAL

Mode	34	
	Harmonic	
	U-NII-7_6.525-6.875_802.11ax HE20_CH117_Full RU_6535MHz	
ANT	1+2	
Pol.	Horizontal	Vertical
Peak Avg	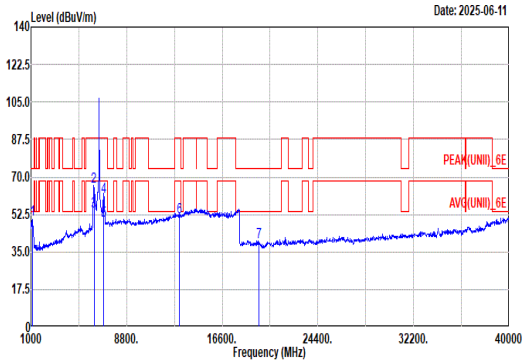 Site : 03CH22-HY Condition: PEAK(UNII)_6E 1m SHF_1225_240624 HORIZONTAL	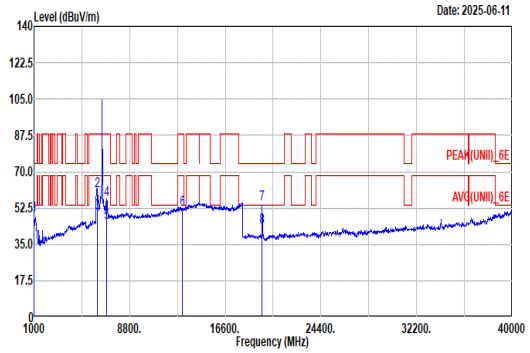 Site : 03CH22-HY Condition: PEAK(UNII)_6E 1m SHF_1225_240624 VERTICAL

Horizontal:

	Freq	Level	Limit Line	Margin	Read Level	Ant Factor	Cable Loss	Preamp Factor	Aux Factor	APos	TPos	Remark
	MHz	dBuV/m	dBuV/m	dB	dBuV	dB/m	dB	dB	dB	cm	deg	
1	1112.00	49.96	74.00	-24.04	52.16	23.96	5.49	31.94	0.29	--	--	Peak
2	6136.00	65.72	88.20	-22.48	52.45	34.42	13.12	35.10	0.83	100	120	Peak
3	6136.00	53.97	68.20	-14.23	40.70	34.42	13.12	35.10	0.83	100	120	Average
4	6920.00	60.92	88.20	-27.28	45.52	36.66	13.90	35.98	0.82	100	61	Peak
5	6920.00	49.81	68.20	-18.39	34.41	36.66	13.90	35.98	0.82	100	61	Average
6	13070.00	51.37	88.20	-36.83	33.03	40.56	19.14	41.36	0.00	--	--	Peak
7	19605.00	39.42	74.00	-34.58	52.46	38.01	23.52	65.03	-9.54	--	--	Peak

Vertical:

	Freq	Level	Limit Line	Margin	Read Level	Ant Factor	Cable Loss	Preamp Factor	Aux Factor	APos	TPos	Remark
	MHz	dBuV/m	dBuV/m	dB	dBuV	dB/m	dB	dB	dB	cm	deg	
1	1008.00	49.09	74.00	-24.91	52.22	23.30	5.21	31.94	0.30	--	--	Peak
2	6152.00	60.85	88.20	-27.35	47.47	34.51	13.14	35.11	0.84	100	69	Peak
3	6152.00	50.10	68.20	-18.10	36.72	34.51	13.14	35.11	0.84	100	69	Average
4	6904.00	56.39	88.20	-31.81	40.94	36.69	13.89	35.95	0.82	392	0	Peak
5	6904.00	45.51	68.20	-22.69	30.06	36.69	13.89	35.95	0.82	392	0	Average
6	13070.00	51.72	88.20	-36.48	33.38	40.56	19.14	41.36	0.00	--	--	Peak
7	19605.00	54.17	74.00	-19.83	67.21	38.01	23.52	65.03	-9.54	174	352	Peak
8	19605.00	43.39	54.00	-10.61	56.43	38.01	23.52	65.03	-9.54	174	352	Average

Mode	34	
	Harmonic	
	U-NII-7_6.525-6.875_802.11ax HE20_CH117_Full RU_6535MHz	
ANT	1+2	
Pol.	Horizontal	Vertical
10.6G ~18G Avg	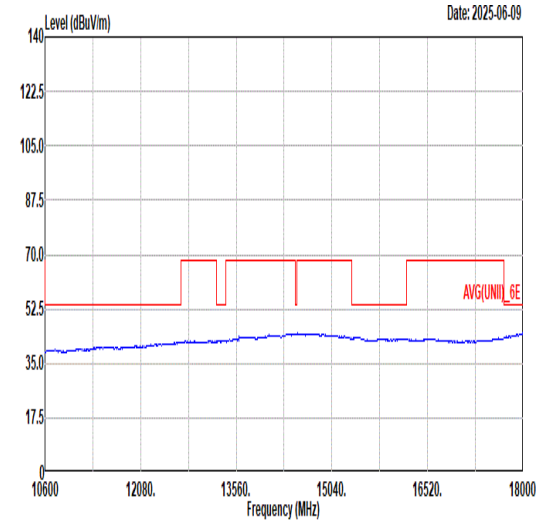 Site : 03CH22-HY Condition: AVG(UNII)_6E 3m DRH18-E_LE2C04A18EN_250520 HORIZONTAL	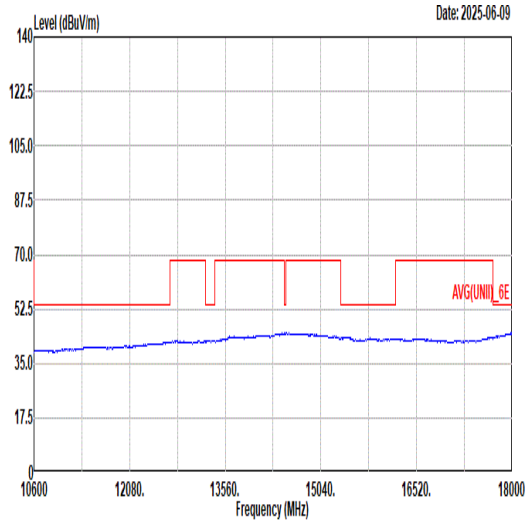 Site : 03CH22-HY Condition: AVG(UNII)_6E 3m DRH18-E_LE2C04A18EN_250520 VERTICAL

Mode	35	
	Harmonic	
	U-NII-7_6.525-6.875_802.11ax HE20_CH149_Full RU_6695MHz	
ANT	1+2	
Pol.	Horizontal	Vertical
Peak Avg	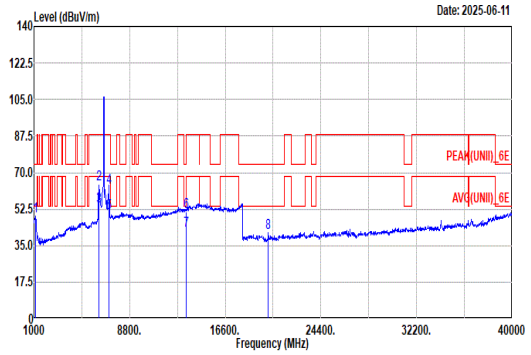 Site : 03CH22-HY Condition: PEAK(UNII)_6E 1m SHF_1225_240624 HORIZONTAL	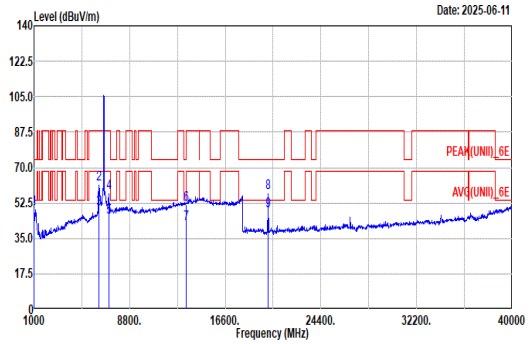 Site : 03CH22-HY Condition: PEAK(UNII)_6E 1m SHF_1225_240624 VERTICAL

Horizontal:

	Freq	Level	Limit Line	Margin	Read Level	Ant Factor	Cable Loss	Preamp Factor	Aux Factor	APos	TPos	Remark
	MHz	dBuV/m	dBuV/m	dB	dBuV	dB/m	dB	dB	dB	cm	deg	
1	1120.00	48.93	74.00	-25.07	50.87	24.20	5.51	31.94	0.29	--	--	Peak
2	6272.00	64.53	88.20	-23.67	50.36	35.20	13.26	35.15	0.86	100	120	Peak
3	6272.00	53.92	68.20	-14.28	39.75	35.20	13.26	35.15	0.86	100	120	Average
4	7104.00	62.71	88.20	-25.49	47.33	36.70	14.11	36.28	0.85	100	56	Peak
5	7104.00	50.78	68.20	-17.42	35.40	36.70	14.11	36.28	0.85	100	56	Average
6	13390.00	51.05	74.00	-22.95	32.67	40.96	19.42	42.00	0.00	--	--	Peak
7	13390.00	42.01	54.00	-11.99	23.63	40.96	19.42	42.00	0.00	--	--	Average
8	20085.00	40.98	74.00	-33.02	53.02	37.97	23.79	64.26	-9.54	--	--	Peak

Vertical:

	Freq	Level	Limit Line	Margin	Read Level	Ant Factor	Cable Loss	Preamp Factor	Aux Factor	APos	TPos	Remark
	MHz	dBuV/m	dBuV/m	dB	dBuV	dB/m	dB	dB	dB	cm	deg	
1	1008.00	49.44	74.00	-24.56	52.57	23.30	5.21	31.94	0.30	--	--	Peak
2	6304.00	61.78	88.20	-26.42	47.58	35.22	13.29	35.17	0.86	100	69	Peak
3	6304.00	49.50	68.20	-18.70	35.30	35.22	13.29	35.17	0.86	100	69	Average
4	7112.00	57.64	88.20	-30.56	42.25	36.70	14.13	36.29	0.85	392	0	Peak
5	7112.00	45.68	68.20	-22.52	30.29	36.70	14.13	36.29	0.85	392	0	Average
6	13390.00	51.53	74.00	-22.47	33.15	40.96	19.42	42.00	0.00	--	--	Peak
7	13390.00	42.50	54.00	-11.50	24.12	40.96	19.42	42.00	0.00	--	--	Average
8	20085.00	57.76	74.00	-16.24	69.80	37.97	23.79	64.26	-9.54	173	351	Peak
9	20085.00	48.84	54.00	-5.16	60.88	37.97	23.79	64.26	-9.54	173	351	Average

Mode	35	
	Harmonic	
	U-NII-7_6.525-6.875_802.11ax HE20_CH149_Full RU_6695MHz	
ANT	1+2	
Pol.	Horizontal	Vertical
10.6G ~18G Avg	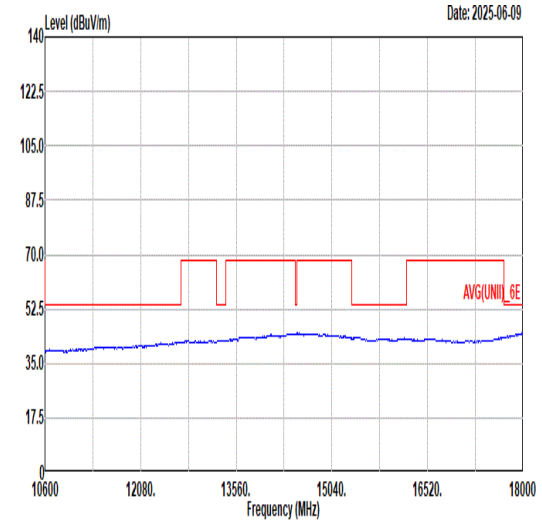 Site : 03CH22-HY Condition: AVG(UNII)_6E 3m DRH18-E_LE2C04A18EN_250520 HORIZONTAL	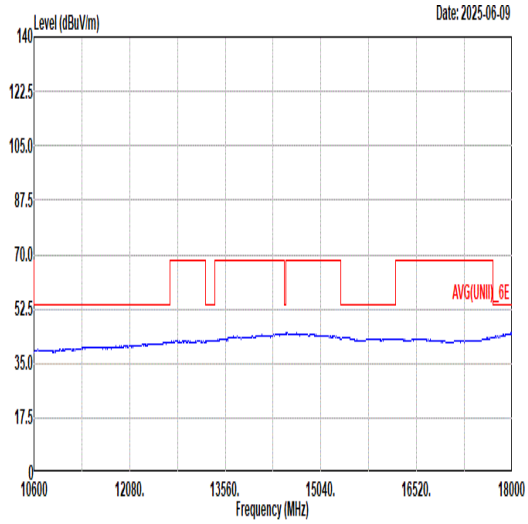 Site : 03CH22-HY Condition: AVG(UNII)_6E 3m DRH18-E_LE2C04A18EN_250520 VERTICAL

Mode	36	
	Harmonic	
	U-NII-7_6.525-6.875_802.11ax HE20_CH185_Full RU_6875MHz	
ANT	1+2	
Pol.	Horizontal	Vertical
Peak Avg	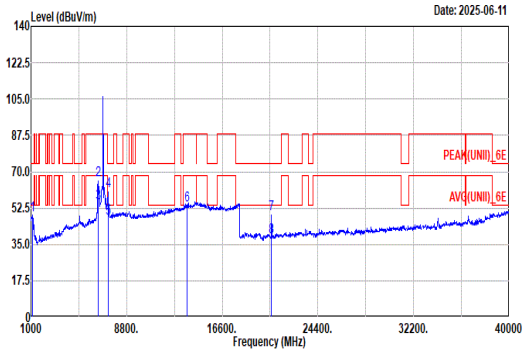 Site : 03CH22-HY Condition: PEAK(UNII)_6E 1m SHF_1225_240624 HORIZONTAL Freq Level Limit Line Margin Read Level Ant Factor Cable Loss Preamp Factor Aux Factor APos TPos Remark MHz dBuV/m dBuV/m dB dBuV dB/m dB dB dB cm deg 1 1112.00 49.32 74.00 -24.68 51.52 23.96 5.49 31.94 0.29 -- -- Peak 2 6488.00 65.89 88.20 -22.31 50.88 36.00 13.40 35.24 0.85 100 120 Peak 3 6488.00 55.00 68.20 -13.20 39.99 36.00 13.40 35.24 0.85 100 120 Average 4 7288.00 60.93 74.00 -13.07 45.19 37.15 14.29 36.56 0.86 100 59 Peak 5 7288.00 47.58 54.00 -6.42 31.84 37.15 14.29 36.56 0.86 100 59 Average 6 13750.00 54.01 88.20 -34.19 35.49 41.50 19.51 42.49 0.00 -- -- Peak 7 20625.00 49.63 74.00 -24.37 60.53 37.95 24.11 63.42 -9.54 175 201 Peak 8 20625.00 38.39 54.00 -15.61 49.29 37.95 24.11 63.42 -9.54 175 201 Average	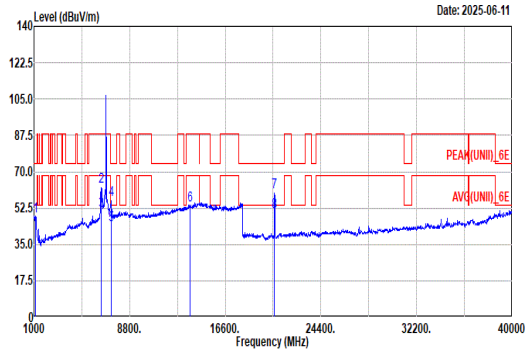 Site : 03CH22-HY Condition: PEAK(UNII)_6E 1m SHF_1225_240624 VERTICAL Freq Level Limit Line Margin Read Level Ant Factor Cable Loss Preamp Factor Aux Factor APos TPos Remark MHz dBuV/m dBuV/m dB dBuV dB/m dB dB dB cm deg 1 1152.00 48.78 74.00 -25.22 50.79 24.04 5.60 31.94 0.29 -- -- Peak 2 6472.00 62.63 88.20 -25.57 47.62 36.00 13.39 35.23 0.85 100 341 Peak 3 6472.00 51.06 68.20 -17.14 36.05 36.00 13.39 35.23 0.85 100 341 Average 4 7280.00 56.76 74.00 -17.24 41.04 37.12 14.29 36.55 0.86 100 0 Peak 5 7280.00 44.32 54.00 -9.68 28.60 37.12 14.29 36.55 0.86 100 0 Average 6 13750.00 54.03 88.20 -34.17 35.51 41.50 19.51 42.49 0.00 -- -- Peak 7 20625.00 60.19 74.00 -13.81 71.09 37.95 24.11 63.42 -9.54 170 343 Peak 8 20625.00 50.68 54.00 -3.32 61.58 37.95 24.11 63.42 -9.54 170 343 Average

Mode	36	
	Harmonic	
	U-NII-7_6.525-6.875_802.11ax HE20_CH185_Full RU_6875MHz	
ANT	1+2	
Pol.	Horizontal	Vertical
10.6G ~18G Avg	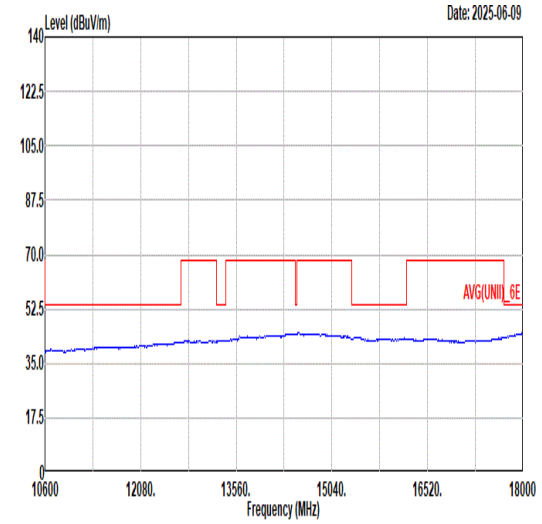 Site : 03CH22-HY Condition: AVG(UNII)_6E 3m DRH18-E_LE2C04A18EN_250520 HORIZONTAL	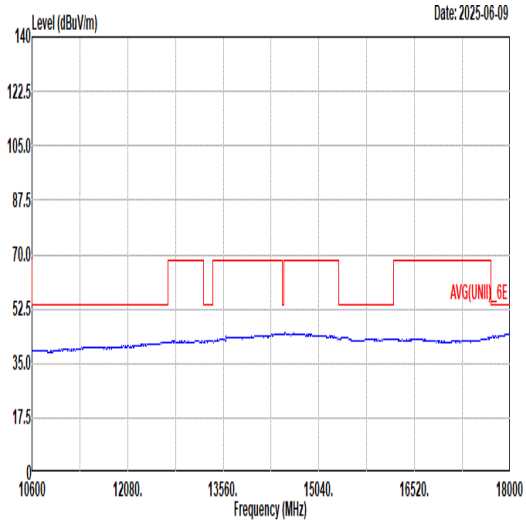 Site : 03CH22-HY Condition: AVG(UNII)_6E 3m DRH18-E_LE2C04A18EN_250520 VERTICAL

Mode	37	
	Harmonic	
	U-NII-7_6.525-6.875_802.11ax HE40_CH123_Full RU_6565MHz	
ANT	1+2	
Pol.	Horizontal	Vertical
Peak Avg	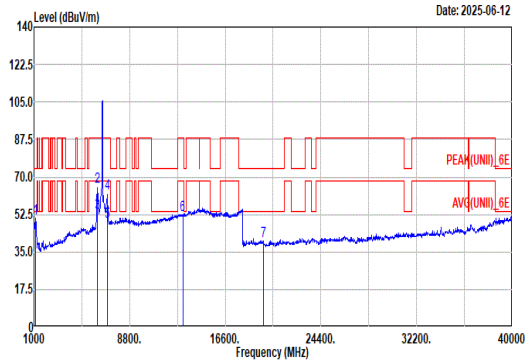 Site : 03CH22-HY Condition: PEAK(UNII)_6E 1m SHF_1225_240624 HORIZONTAL Freq Level Limit Line Margin Read Level Ant Factor Cable Loss Preamp Factor Aux Factor APos TPos Remark MHz dBuV/m dBuV/m dB dBuV dB/m dB dB dB cm deg 1 1120.00 50.55 74.00 -23.45 52.49 24.20 5.51 31.94 0.29 -- -- Peak 2 6184.00 65.26 88.20 -22.94 51.65 34.70 13.17 35.12 0.86 100 120 Peak 3 6184.00 53.48 68.20 -14.72 39.87 34.70 13.17 35.12 0.86 100 120 Average 4 6960.00 62.52 88.20 -25.68 47.26 36.58 13.91 36.05 0.82 100 61 Peak 5 6960.00 49.16 68.20 -19.04 33.90 36.58 13.91 36.05 0.82 100 61 Average 6 13130.00 52.25 88.20 -35.95 33.62 40.92 19.19 41.48 0.00 -- -- Peak 7 19695.00 40.21 74.00 -33.79 52.97 38.10 23.57 64.89 -9.54 -- -- Peak	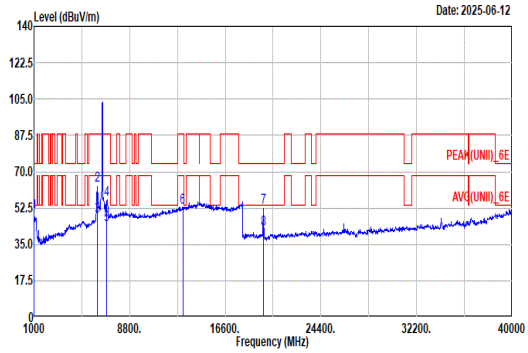 Site : 03CH22-HY Condition: PEAK(UNII)_6E 1m SHF_1225_240624 VERTICAL Freq Level Limit Line Margin Read Level Ant Factor Cable Loss Preamp Factor Aux Factor APos TPos Remark MHz dBuV/m dBuV/m dB dBuV dB/m dB dB dB cm deg 1 1008.00 50.40 74.00 -23.60 53.53 23.30 5.21 31.94 0.30 -- -- Peak 2 6160.00 63.46 88.20 -24.74 50.01 34.56 13.15 35.11 0.85 100 341 Peak 3 6160.00 48.53 68.20 -19.67 35.08 34.56 13.15 35.11 0.85 100 341 Average 4 6952.00 56.63 88.20 -31.57 41.34 36.60 13.91 36.04 0.82 100 0 Peak 5 6952.00 44.34 68.20 -23.86 29.05 36.60 13.91 36.04 0.82 100 0 Average 6 13130.00 52.85 88.20 -35.35 34.22 40.92 19.19 41.48 0.00 -- -- Peak 7 19695.00 52.57 74.00 -21.43 65.33 38.10 23.57 64.89 -9.54 170 356 Peak 8 19695.00 42.09 54.00 -11.91 54.85 38.10 23.57 64.89 -9.54 170 356 Average

Mode	37	
	Harmonic	
	U-NII-7_6.525-6.875_802.11ax HE40_CH123_Full RU_6565MHz	
ANT	1+2	
Pol.	Horizontal	Vertical
10.6G ~18G Avg	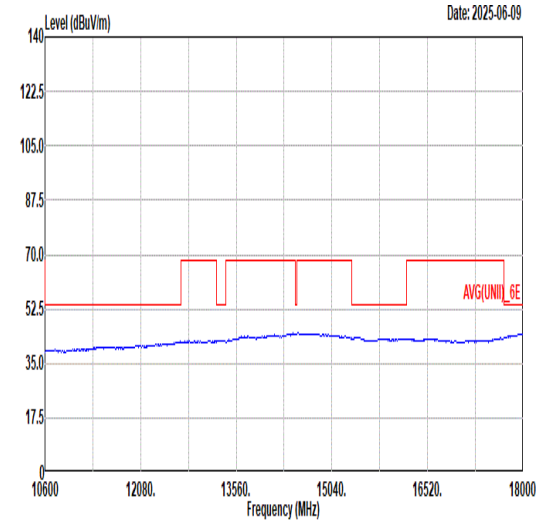 Site : 03CH22-HY Condition: AVG(UNII)_6E 3m DRH18-E_LE2C04A18EN_250520 HORIZONTAL	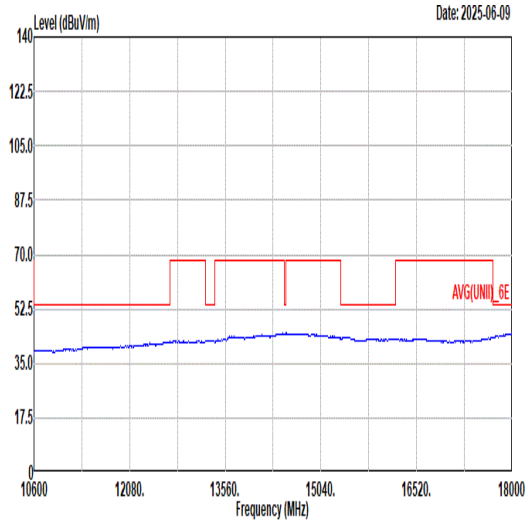 Site : 03CH22-HY Condition: AVG(UNII)_6E 3m DRH18-E_LE2C04A18EN_250520 VERTICAL

Mode	38	
	Harmonic	
	U-NII-7_6.525-6.875_802.11ax HE40_CH147_Full RU_6685MHz	
ANT	1+2	
Pol.	Horizontal	Vertical
Peak Avg	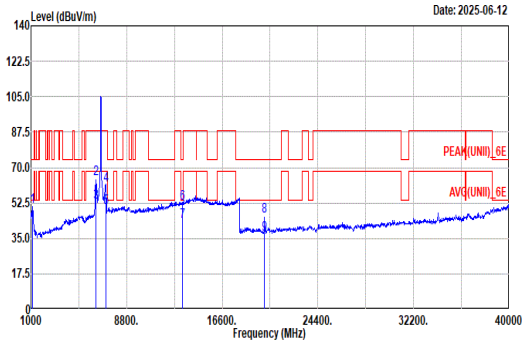 Site : 03CH22-HY Condition: PEAK(UNII)_6E 1m SHF_1225_240624 HORIZONTAL Freq Level Limit Line Margin Read Level Ant Factor Cable Loss Preamp Factor Aux Factor APos TPos Remark MHz dBuV/m dBuV/m dB dBuV dB/m dB dB dB cm deg 1 1128.00 50.63 74.00 -23.37 52.54 24.20 5.54 31.94 0.29 -- -- Peak 2 6280.00 64.66 88.20 -23.54 50.49 35.20 13.27 35.16 0.86 100 120 Peak 3 6280.00 52.91 68.20 -15.29 38.74 35.20 13.27 35.16 0.86 100 120 Average 4 7112.00 61.14 88.20 -27.06 45.75 36.70 14.13 36.29 0.85 100 61 Peak 5 7112.00 50.16 68.20 -18.04 34.77 36.70 14.13 36.29 0.85 100 61 Average 6 13370.00 52.31 74.00 -21.69 33.79 41.08 19.40 41.96 0.00 -- -- Peak 7 13370.00 43.30 54.00 -10.70 24.78 41.08 19.40 41.96 0.00 -- -- Average 8 20055.00 45.72 74.00 -28.28 57.89 37.91 23.77 64.31 -9.54 173 167 Peak 9 20055.00 36.72 54.00 -17.28 48.89 37.91 23.77 64.31 -9.54 173 167 Average	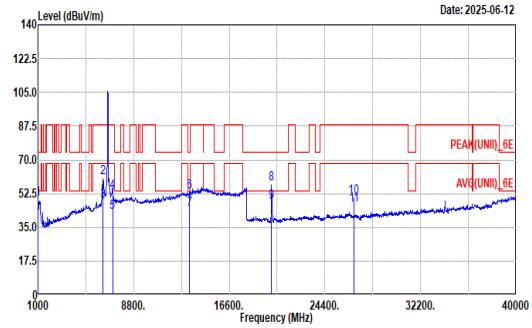 Site : 03CH22-HY Condition: PEAK(UNII)_6E 1m SHF_1225_240624 VERTICAL Freq Level Limit Line Margin Read Level Ant Factor Cable Loss Preamp Factor Aux Factor APos TPos Remark MHz dBuV/m dBuV/m dB dBuV dB/m dB dB dB cm deg 1 1000.00 49.70 74.00 -24.30 52.85 23.30 5.19 31.94 0.30 -- -- Peak 2 6288.00 60.94 88.20 -27.26 46.77 35.20 13.27 35.16 0.86 100 69 Peak 3 6288.00 48.75 68.20 -19.45 34.58 35.20 13.27 35.16 0.86 100 69 Average 4 7080.00 53.35 88.20 -34.85 38.06 36.62 14.07 36.24 0.84 394 0 Peak 5 7080.00 42.84 68.20 -25.36 27.55 36.62 14.07 36.24 0.84 394 0 Average 6 13370.00 53.45 74.00 -20.55 34.93 41.08 19.40 41.96 0.00 -- -- Peak 7 13370.00 44.40 54.00 -9.60 25.88 41.08 19.40 41.96 0.00 -- -- Average 8 20055.00 57.42 74.00 -16.58 69.59 37.91 23.77 64.31 -9.54 169 341 Peak 9 20055.00 47.99 54.00 -6.01 60.16 37.91 23.77 64.31 -9.54 169 341 Average 10 26740.00 50.54 88.20 -37.66 53.50 40.08 27.54 61.04 -9.54 202 202 Peak 11 26740.00 46.41 68.20 -21.79 49.37 40.08 27.54 61.04 -9.54 202 202 Average

Mode	38	
	Harmonic	
	U-NII-7_6.525-6.875_802.11ax HE40_CH147_Full RU_6685MHz	
ANT	1+2	
Pol.	Horizontal	Vertical
10.6G ~18G Avg	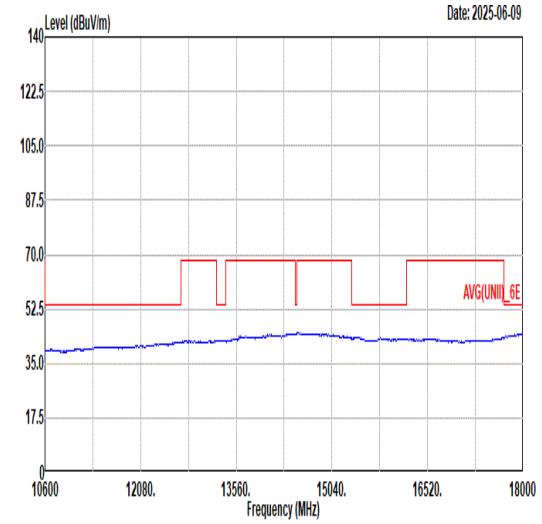 Site : 03CH22-HY Condition: AVG(UNII)_6E 3m DRH18-E_LE2C04A18EN_250520 HORIZONTAL	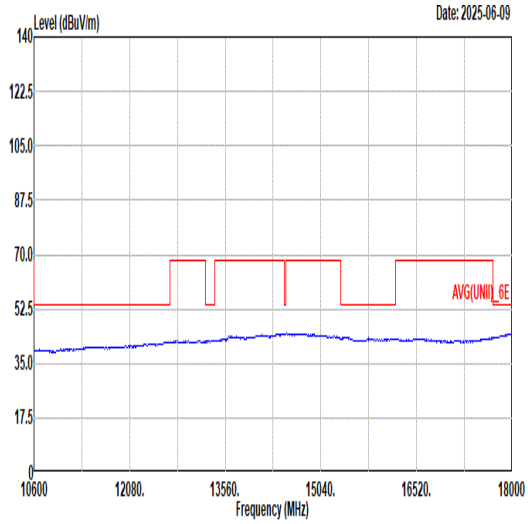 Site : 03CH22-HY Condition: AVG(UNII)_6E 3m DRH18-E_LE2C04A18EN_250520 VERTICAL

Mode	39	
	Harmonic	
	U-NII-7_6.525-6.875_802.11ax HE40_CH187_Full RU_6885MHz	
ANT	1+2	
Pol.	Horizontal	Vertical
Peak Avg	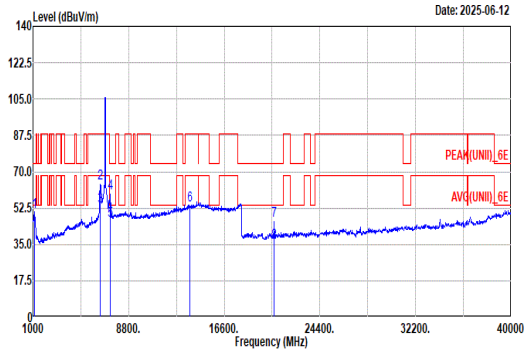 Site : 03CH22-HY Condition: PEAK(UNII)_6E 1m SHF_1225_240624 HORIZONTAL	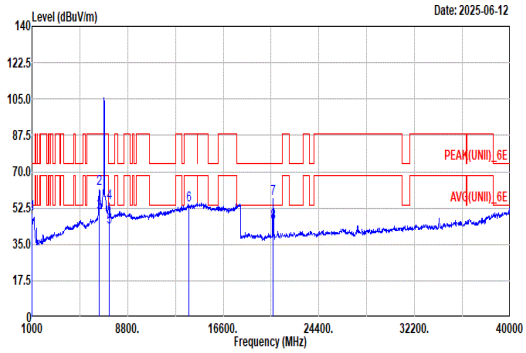 Site : 03CH22-HY Condition: PEAK(UNII)_6E 1m SHF_1225_240624 VERTICAL

Horizontal:

	Freq	Level	Limit Line	Margin	Read Level	Ant Factor	Cable Loss	Preamp Factor	Aux Factor	APos	TPos	Remark
	MHz	dBuV/m	dBuV/m	dB	dBuV	dB/m	dB	dB	dB	cm	deg	
1	1120.00	50.53	74.00	-23.47	52.47	24.20	5.51	31.94	0.29	--	--	Peak
2	6488.00	64.31	88.20	-23.89	49.30	36.00	13.40	35.24	0.85	100	120	Peak
3	6488.00	53.55	68.20	-14.65	38.54	36.00	13.40	35.24	0.85	100	120	Average
4	7280.00	59.82	74.00	-14.18	44.10	37.12	14.29	36.55	0.86	100	59	Peak
5	7280.00	46.56	54.00	-7.44	30.84	37.12	14.29	36.55	0.86	100	59	Average
6	13770.00	53.84	88.20	-34.36	35.35	41.50	19.50	42.51	0.00	--	--	Peak
7	20655.00	46.72	74.00	-27.28	57.51	38.01	24.12	63.38	-9.54	205	44	Peak
8	20655.00	35.88	54.00	-18.12	46.67	38.01	24.12	63.38	-9.54	205	44	Average

Vertical:

	Freq	Level	Limit Line	Margin	Read Level	Ant Factor	Cable Loss	Preamp Factor	Aux Factor	APos	TPos	Remark
	MHz	dBuV/m	dBuV/m	dB	dBuV	dB/m	dB	dB	dB	cm	deg	
1	1008.00	49.91	74.00	-24.09	53.04	23.30	5.21	31.94	0.30	--	--	Peak
2	6504.00	61.99	88.20	-26.21	46.98	36.01	13.41	35.25	0.84	100	341	Peak
3	6504.00	49.98	68.20	-18.22	34.97	36.01	13.41	35.25	0.84	100	341	Average
4	7296.00	55.00	74.00	-19.00	39.24	37.18	14.29	36.57	0.86	100	0	Peak
5	7296.00	43.52	54.00	-10.48	27.76	37.18	14.29	36.57	0.86	100	0	Average
6	13770.00	53.75	88.20	-34.45	35.26	41.50	19.50	42.51	0.00	--	--	Peak
7	20655.00	57.06	74.00	-16.94	67.85	38.01	24.12	63.38	-9.54	173	8	Peak
8	20655.00	45.48	54.00	-8.52	56.27	38.01	24.12	63.38	-9.54	173	8	Average

Mode	39	
	Harmonic	
	U-NII-7_6.525-6.875_802.11ax HE40_CH187_Full RU_6885MHz	
ANT	1+2	
Pol.	Horizontal	Vertical
10.6G ~18G Avg	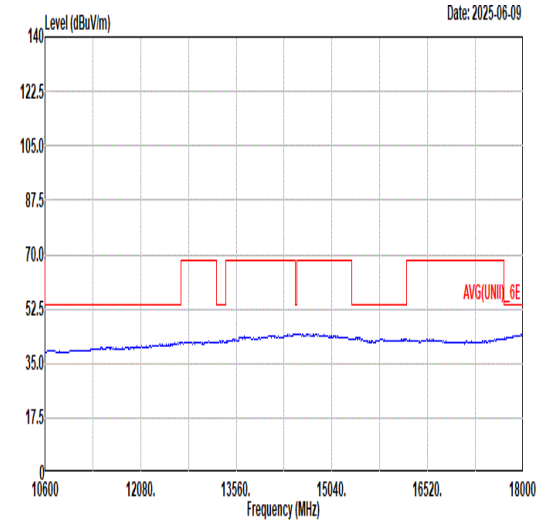 Site : 03CH22-HY Condition: AVG(UNII)_6E 3m DRH18-E_LE2C04A18EN_250520 HORIZONTAL	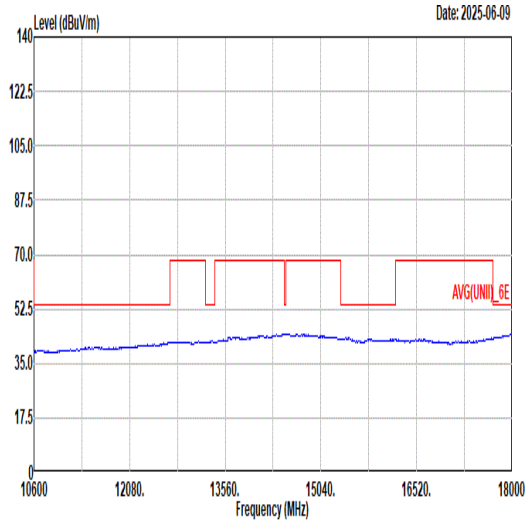 Site : 03CH22-HY Condition: AVG(UNII)_6E 3m DRH18-E_LE2C04A18EN_250520 VERTICAL

Mode	40	
	Harmonic	
	U-NII-7_6.525-6.875_802.11ax HE80_CH135_Full RU_6625MHz	
ANT	1+2	
Pol.	Horizontal	Vertical
Peak Avg	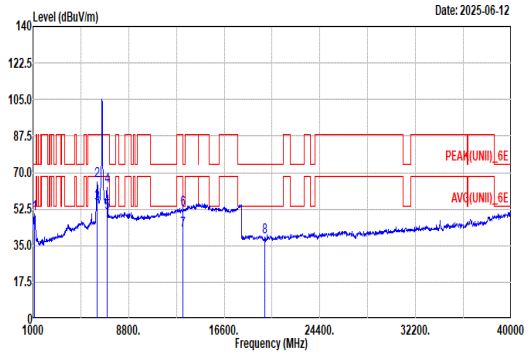 Site : 03CH22-HY Condition: PEAK(UNII)_6E 1m SHF_1225_240624 HORIZONTAL 1 1128.00 50.11 74.00 -23.89 52.02 24.20 5.54 31.94 0.29 -- -- Peak 2 6256.00 65.99 88.20 -22.21 51.84 35.20 13.24 35.15 0.86 100 121 Peak 3 6256.00 54.70 68.20 -13.50 40.55 35.20 13.24 35.15 0.86 100 121 Average 4 7024.00 63.21 88.20 -24.99 48.08 36.50 13.96 36.16 0.83 100 61 Peak 5 7024.00 50.75 68.20 -17.45 35.62 36.50 13.96 36.16 0.83 100 61 Average 6 13250.00 52.38 74.00 -21.62 33.90 40.90 19.30 41.72 0.00 -- -- Peak 7 13250.00 42.42 54.00 -11.58 23.94 40.90 19.30 41.72 0.00 -- -- Average 8 19875.00 39.04 74.00 -34.96 51.57 37.95 23.66 64.60 -9.54 -- -- Peak	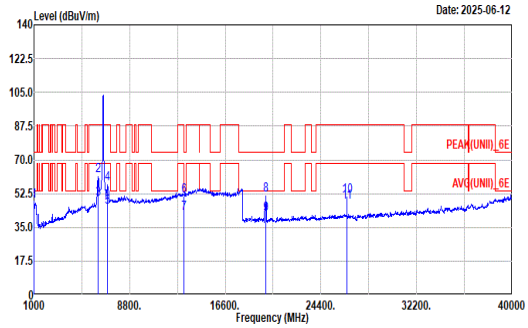 Site : 03CH22-HY Condition: PEAK(UNII)_6E 1m SHF_1225_240624 VERTICAL 1 1000.00 48.52 74.00 -25.48 51.67 23.30 5.19 31.94 0.30 -- -- Peak 2 6232.00 61.93 88.20 -26.27 47.92 35.06 13.22 35.14 0.87 100 71 Peak 3 6232.00 49.59 68.20 -18.61 35.58 35.06 13.22 35.14 0.87 100 71 Average 4 6992.00 57.68 88.20 -30.52 42.53 36.52 13.92 36.11 0.82 100 358 Peak 5 6992.00 45.20 68.20 -23.00 30.05 36.52 13.92 36.11 0.82 100 358 Average 6 13250.00 51.42 74.00 -22.58 32.94 40.90 19.30 41.72 0.00 -- -- Peak 7 13250.00 42.47 54.00 -11.53 23.99 40.90 19.30 41.72 0.00 -- -- Average 8 19875.00 52.03 74.00 -21.97 64.56 37.95 23.66 64.60 -9.54 200 0 Peak 9 19875.00 41.82 54.00 -12.18 54.35 37.95 23.66 64.60 -9.54 200 0 Average 10 26500.00 51.38 88.20 -36.82 54.00 40.10 27.62 60.80 -9.54 209 206 Peak 11 26500.00 48.21 68.20 -19.99 50.83 40.10 27.62 60.80 -9.54 209 206 Average

Mode	40	
	Harmonic	
	U-NII-7_6.525-6.875_802.11ax HE80_CH135_Full RU_6625MHz	
ANT	1+2	
Pol.	Horizontal	Vertical
10.6G ~18G Avg	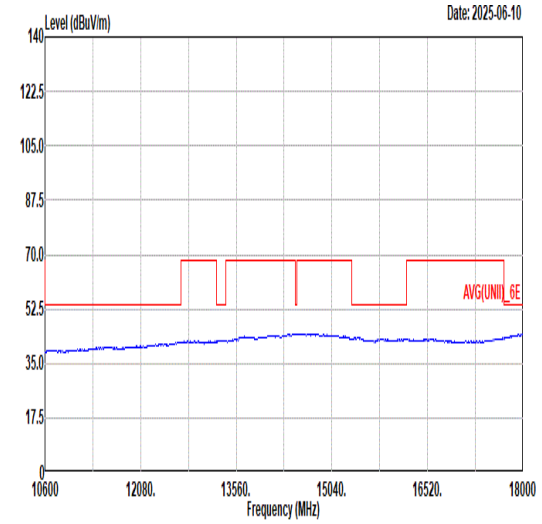 Site : 03CH22-HY Condition: AVG(UNII)_6E 3m DRH18-E_LE2C04A18EN_250520 HORIZONTAL	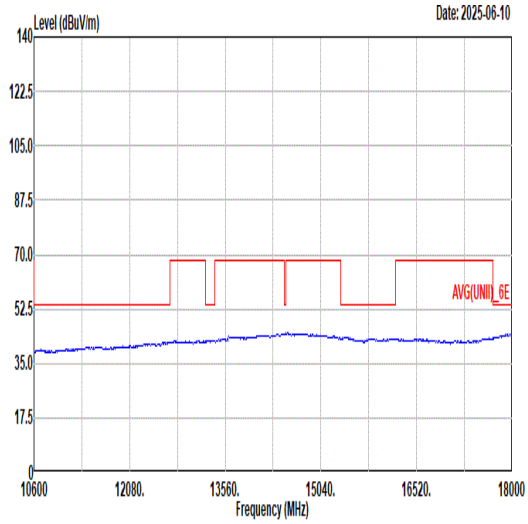 Site : 03CH22-HY Condition: AVG(UNII)_6E 3m DRH18-E_LE2C04A18EN_250520 VERTICAL

Mode	41	
	Harmonic	
	U-NII-7_6.525-6.875_802.11ax HE80_CH151_Full RU_6705MHz	
ANT	1+2	
Pol.	Horizontal	Vertical
Peak Avg	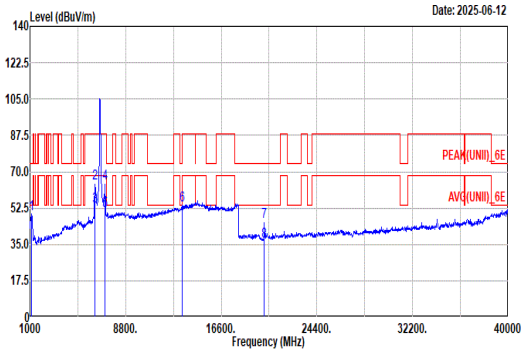 Site : 03CH22-HY Condition: PEAK(UNII)_6E 1m SHF_1225_240624 HORIZONTAL Freq Level Limit Line Margin Read Level Ant Factor Cable Loss Preamp Factor Aux Factor APos TPos Remark MHz dBuV/m dBuV/m dB dBuV dB/m dB dB dB cm deg 1 1120.00 49.83 74.00 -24.17 51.77 24.20 5.51 31.94 0.29 -- -- Peak 2 6320.00 64.27 88.20 -23.93 49.96 35.32 13.30 35.17 0.86 100 116 Peak 3 6320.00 53.32 68.20 -14.88 39.01 35.32 13.30 35.17 0.86 100 116 Average 4 7112.00 64.26 88.20 -23.94 48.87 36.70 14.13 36.29 0.85 100 61 Peak 5 7112.00 51.24 68.20 -16.96 35.85 36.70 14.13 36.29 0.85 100 61 Average 6 13410.00 53.88 88.20 -34.32 35.53 40.96 19.43 42.04 0.00 -- -- Peak 7 20115.00 45.88 74.00 -28.12 57.88 37.94 23.82 64.22 -9.54 171 326 Peak 8 20115.00 36.20 54.00 -17.80 48.20 37.94 23.82 64.22 -9.54 171 326 Average	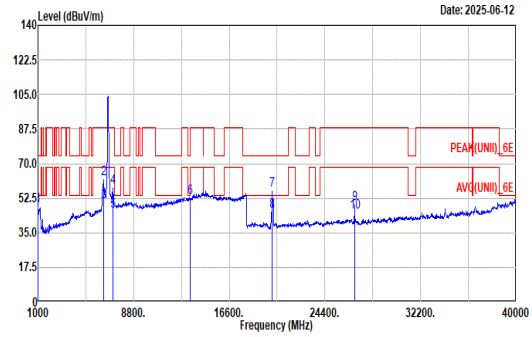 Site : 03CH22-HY Condition: PEAK(UNII)_6E 1m SHF_1225_240624 VERTICAL Freq Level Limit Line Margin Read Level Ant Factor Cable Loss Preamp Factor Aux Factor APos TPos Remark MHz dBuV/m dBuV/m dB dBuV dB/m dB dB dB cm deg 1 1000.00 48.67 74.00 -25.33 51.82 23.30 5.19 31.94 0.30 -- -- Peak 2 6352.00 62.11 88.20 -26.09 47.60 35.51 13.33 35.18 0.85 100 340 Peak 3 6352.00 50.77 68.20 -17.43 36.26 35.51 13.33 35.18 0.85 100 340 Average 4 7088.00 58.28 88.20 -29.92 42.95 36.65 14.08 36.25 0.85 392 359 Peak 5 7088.00 46.00 68.20 -22.20 30.67 36.65 14.08 36.25 0.85 392 359 Average 6 13410.00 52.70 88.20 -35.50 34.35 40.96 19.43 42.04 0.00 -- -- Peak 7 20115.00 56.78 74.00 -17.22 68.78 37.94 23.82 64.22 -9.54 171 339 Peak 8 20115.00 45.76 54.00 -8.24 57.76 37.94 23.82 64.22 -9.54 171 339 Average 9 26820.00 49.80 88.20 -38.40 53.06 39.88 27.52 61.12 -9.54 198 204 Peak 10 26820.00 45.25 68.20 -22.95 48.51 39.88 27.52 61.12 -9.54 198 204 Average

Mode	41	
	Harmonic	
	U-NII-7_6.525-6.875_802.11ax HE80_CH151_Full RU_6705MHz	
ANT	1+2	
Pol.	Horizontal	Vertical
10.6G ~18G Avg	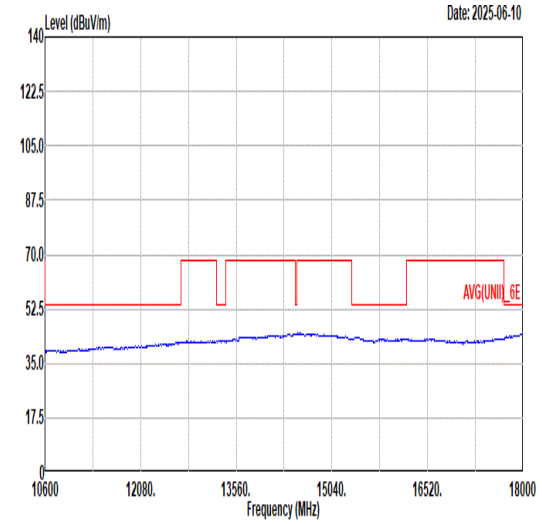 Site : 03CH22-HY Condition: AVG(UNII)_6E 3m DRH18-E_LE2C04A18EN_250520 HORIZONTAL	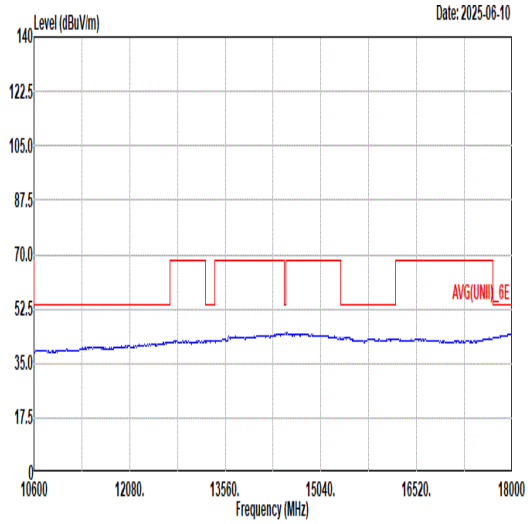 Site : 03CH22-HY Condition: AVG(UNII)_6E 3m DRH18-E_LE2C04A18EN_250520 VERTICAL

Mode	42	
	Harmonic	
	U-NII-7_6.525-6.875_802.11ax HE80_CH183_Full RU_6865MHz	
ANT	1+2	
Pol.	Horizontal	Vertical
Peak Avg	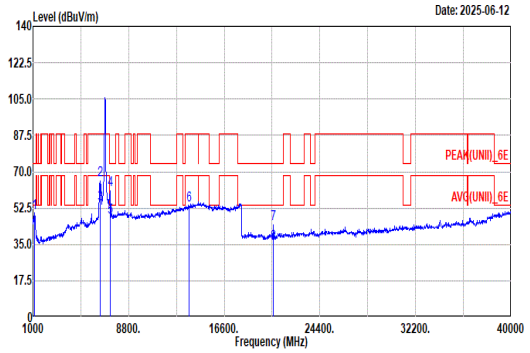 Site : 03CH22-HY Condition: PEAK(UNII)_6E 1m SHF_1225_240624 HORIZONTAL Freq Level Limit Line Margin Read Level Ant Factor Cable Loss Preamp Factor Aux Factor APos TPos Remark MHz dBuV/m dBuV/m dB dBuV dB/m dB dB dB cm deg 1 1104.00 50.35 74.00 -23.65 52.75 23.78 5.47 31.94 0.29 -- -- Peak 2 6456.00 65.91 88.20 -22.29 50.89 36.00 13.39 35.22 0.85 100 120 Peak 3 6456.00 54.27 68.20 -13.93 39.25 36.00 13.39 35.22 0.85 100 120 Average 4 7272.00 61.37 74.00 -12.63 45.65 37.09 14.29 36.53 0.87 100 59 Peak 5 7272.00 48.18 54.00 -5.82 32.46 37.09 14.29 36.53 0.87 100 59 Average 6 13730.00 53.72 88.20 -34.48 35.26 41.42 19.51 42.47 0.00 -- -- Peak 7 20595.00 44.68 74.00 -29.32 55.65 37.93 24.11 63.47 -9.54 204 43 Peak 8 20595.00 35.61 54.00 -18.39 46.58 37.93 24.11 63.47 -9.54 204 43 Average	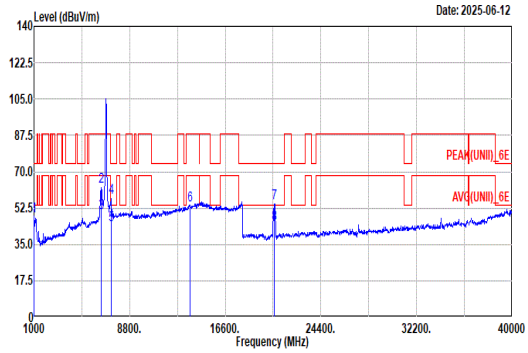 Site : 03CH22-HY Condition: PEAK(UNII)_6E 1m SHF_1225_240624 VERTICAL Freq Level Limit Line Margin Read Level Ant Factor Cable Loss Preamp Factor Aux Factor APos TPos Remark MHz dBuV/m dBuV/m dB dBuV dB/m dB dB dB cm deg 1 1000.00 48.66 74.00 -25.34 51.81 23.30 5.19 31.94 0.30 -- -- Peak 2 6472.00 62.82 88.20 -25.38 47.81 36.00 13.39 35.23 0.85 100 44 Peak 3 6472.00 50.19 68.20 -18.01 35.18 36.00 13.39 35.23 0.85 100 44 Average 4 7288.00 57.57 74.00 -16.43 41.83 37.15 14.29 36.56 0.86 100 4 Peak 5 7288.00 44.61 54.00 -9.39 28.87 37.15 14.29 36.56 0.86 100 4 Average 6 13730.00 54.04 88.20 -34.16 35.58 41.42 19.51 42.47 0.00 -- -- Peak 7 20595.00 54.72 74.00 -19.28 65.69 37.93 24.11 63.47 -9.54 172 8 Peak 8 20595.00 45.07 54.00 -8.93 56.04 37.93 24.11 63.47 -9.54 172 8 Average

Mode	42	
	Harmonic	
	U-NII-7_6.525-6.875_802.11ax HE80_CH183_Full RU_6865MHz	
ANT	1+2	
Pol.	Horizontal	Vertical
10.6G ~18G Avg	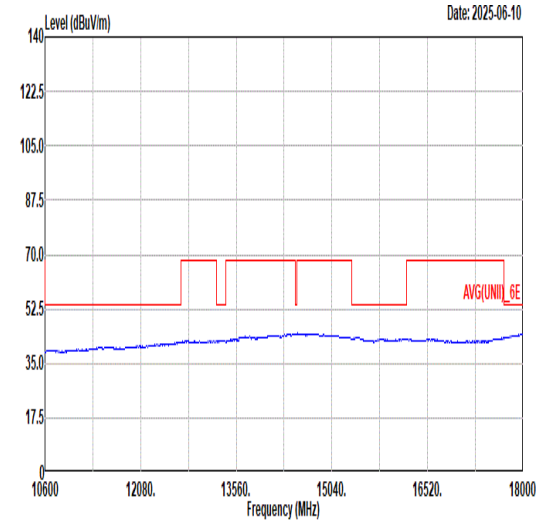 Site : 03CH22-HY Condition: AVG(UNII)_6E 3m DRH18-E_LE2C04A18EN_250520 HORIZONTAL	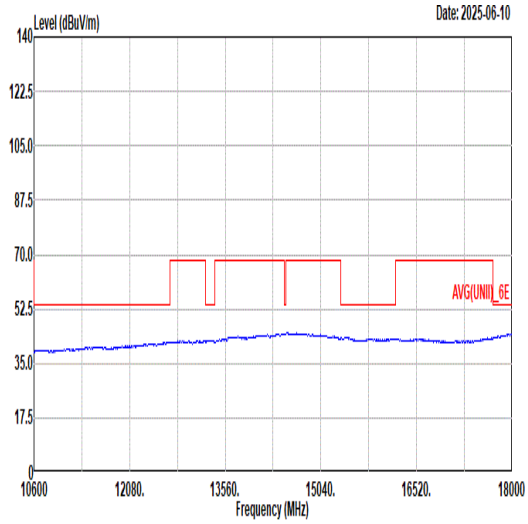 Site : 03CH22-HY Condition: AVG(UNII)_6E 3m DRH18-E_LE2C04A18EN_250520 VERTICAL

Mode	43	
	Harmonic	
	U-NII-7_6.525-6.875_802.11ax HE160_CH143_Full RU_6665MHz	
ANT	1+2	
Pol.	Horizontal	Vertical
Peak Avg	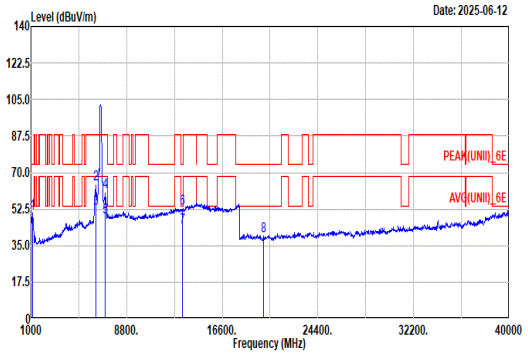 Site : 03CH22-HY Condition: PEAK(UNII)_6E 1m SHF_1225_240624 HORIZONTAL 1 1112.00 50.97 74.00 -23.03 53.17 23.96 5.49 31.94 0.29 -- -- Peak 2 6280.00 64.36 88.20 -23.84 50.19 35.20 13.27 35.16 0.86 100 120 Peak 3 6280.00 52.64 68.20 -15.56 38.47 35.20 13.27 35.16 0.86 100 120 Average 4 7048.00 60.61 88.20 -27.59 45.46 36.50 14.01 36.19 0.83 100 57 Peak 5 7048.00 48.41 68.20 -19.79 33.26 36.50 14.01 36.19 0.83 100 57 Average 6 13330.00 52.67 74.00 -21.33 34.03 41.16 19.36 41.88 0.00 -- -- Peak 7 13330.00 43.66 54.00 -10.34 25.02 41.16 19.36 41.88 0.00 -- -- Average 8 19995.00 39.60 74.00 -34.40 51.91 37.91 23.73 64.41 -9.54 -- -- Peak	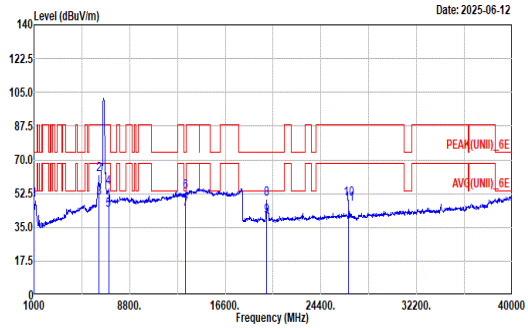 Site : 03CH22-HY Condition: PEAK(UNII)_6E 1m SHF_1225_240624 VERTICAL 1 1000.00 49.11 74.00 -24.89 52.26 23.30 5.19 31.94 0.30 -- -- Peak 2 6288.00 62.49 88.20 -25.71 48.32 35.20 13.27 35.16 0.86 100 341 Peak 3 6288.00 50.03 68.20 -18.17 35.86 35.20 13.27 35.16 0.86 100 341 Average 4 7080.00 55.28 88.20 -32.92 39.99 36.62 14.07 36.24 0.84 100 4 Peak 5 7080.00 43.95 68.20 -24.25 28.66 36.62 14.07 36.24 0.84 100 4 Average 6 13330.00 53.49 74.00 -20.51 34.85 41.16 19.36 41.88 0.00 -- -- Peak 7 13330.00 44.49 54.00 -9.51 25.85 41.16 19.36 41.88 0.00 -- -- Average 8 19995.00 49.89 74.00 -24.11 62.20 37.91 23.73 64.41 -9.54 169 342 Peak 9 19995.00 40.67 54.00 -13.33 52.98 37.91 23.73 64.41 -9.54 169 342 Average 10 26660.00 49.67 88.20 -38.53 52.60 40.00 27.57 60.96 -9.54 203 202 Peak 11 26660.00 47.18 68.20 -21.02 50.11 40.00 27.57 60.96 -9.54 203 202 Average

Mode	43	
	Harmonic	
	U-NII-7_6.525-6.875_802.11ax HE160_CH143_Full RU_6665MHz	
ANT	1+2	
Pol.	Horizontal	Vertical
10.6G ~18G Avg	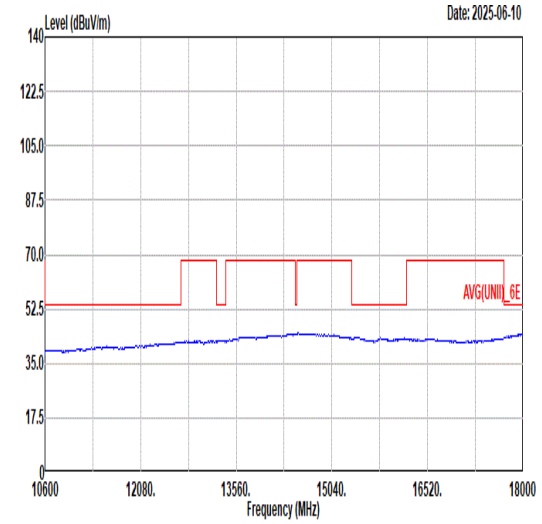 Site : 03CH22-HY Condition: AVG(UNII)_6E 3m DRH18-E_LE2C04A18EN_250520 HORIZONTAL	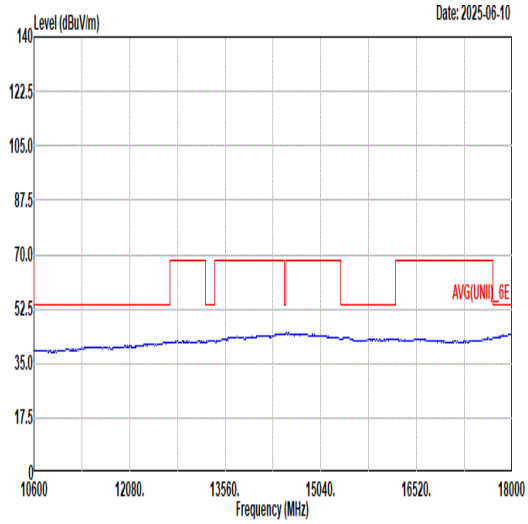 Site : 03CH22-HY Condition: AVG(UNII)_6E 3m DRH18-E_LE2C04A18EN_250520 VERTICAL

Mode	44	
	Harmonic	
	U-NII-7_6.525-6.875_802.11ax HE160_CH175_Full RU_6825MHz	
ANT	1+2	
Pol.	Horizontal	Vertical
Peak Avg	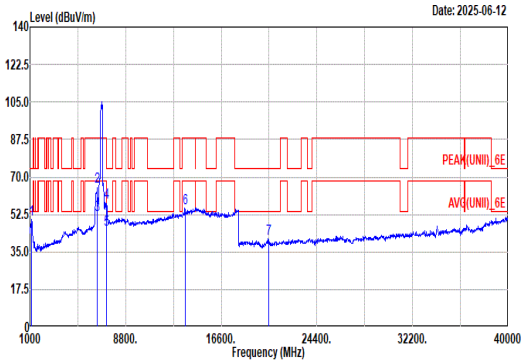 Site : 03CH22-HY Condition: PEAK(UNII)_6E 1m SHF_1225_240624 HORIZONTAL Freq Level Limit Line Margin Read Level Ant Factor Cable Loss Preamp Factor Aux Factor APos TPos Remark MHz dBuV/m dBuV/m dB dBuV dB/m dB dB dB cm deg 1 1104.00 50.11 74.00 -23.89 52.51 23.78 5.47 31.94 0.29 -- -- Peak 2 6480.00 65.29 88.20 -22.91 50.27 36.00 13.40 35.23 0.85 100 120 Peak 3 6480.00 52.40 68.20 -15.80 37.38 36.00 13.40 35.23 0.85 100 120 Average 4 7264.00 58.04 74.00 -15.96 42.34 37.06 14.29 36.52 0.87 100 56 Peak 5 7264.00 45.39 54.00 -8.61 29.69 37.06 14.29 36.52 0.87 100 56 Average 6 13650.00 55.38 88.20 -32.82 37.05 41.20 19.51 42.38 0.00 -- -- Peak 7 20475.00 41.10 74.00 -32.90 52.25 37.95 24.08 63.64 -9.54 -- -- Peak	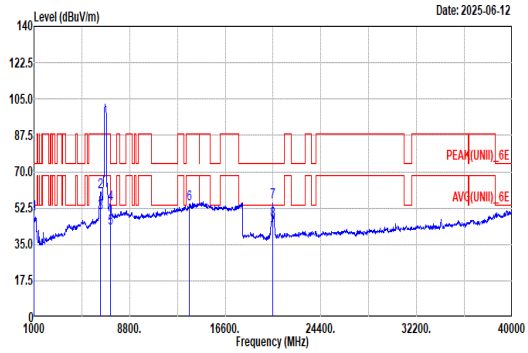 Site : 03CH22-HY Condition: PEAK(UNII)_6E 1m SHF_1225_240624 VERTICAL Freq Level Limit Line Margin Read Level Ant Factor Cable Loss Preamp Factor Aux Factor APos TPos Remark MHz dBuV/m dBuV/m dB dBuV dB/m dB dB dB cm deg 1 1008.00 49.61 74.00 -24.39 52.74 23.30 5.21 31.94 0.30 -- -- Peak 2 6432.00 59.97 88.20 -28.23 45.05 35.89 13.39 35.21 0.85 100 10 Peak 3 6432.00 50.44 68.20 -17.76 35.52 35.89 13.39 35.21 0.85 100 341 Average 4 7264.00 54.28 74.00 -19.72 38.58 37.06 14.29 36.52 0.87 100 4 Peak 5 7264.00 42.80 54.00 -11.20 27.10 37.06 14.29 36.52 0.87 100 4 Average 6 13650.00 54.56 88.20 -33.64 36.23 41.20 19.51 42.38 0.00 -- -- Peak 7 20475.00 55.69 74.00 -18.31 66.84 37.95 24.08 63.64 -9.54 171 348 Peak 8 20475.00 46.50 54.00 -7.50 57.65 37.95 24.08 63.64 -9.54 171 348 Average

Mode	44	
	Harmonic	
	U-NII-7_6.525-6.875_802.11ax HE160_CH175_Full RU_6825MHz	
ANT	1+2	
Pol.	Horizontal	Vertical
10.6G ~18G Avg	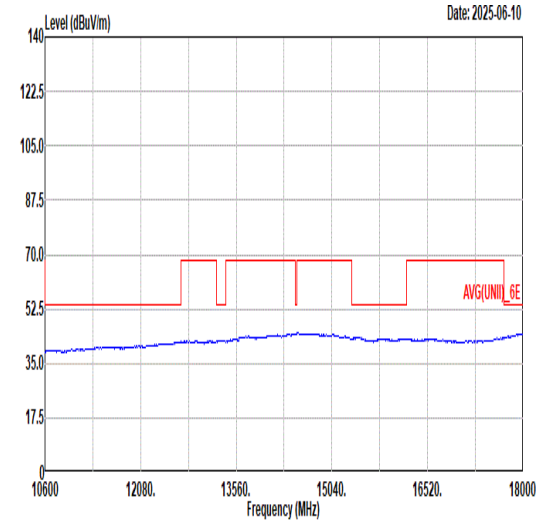 Site : 03CH22-HY Condition: AVG(UNII)_6E 3m DRH18-E_LE2C04A18EN_250520 HORIZONTAL	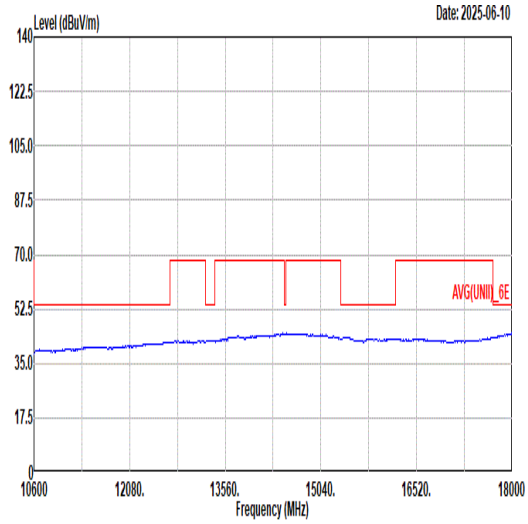 Site : 03CH22-HY Condition: AVG(UNII)_6E 3m DRH18-E_LE2C04A18EN_250520 VERTICAL

Mode	45	
	Harmonic	
	U-NII-8_6.875-7.125_802.11a_CH189_6895MHz	
ANT	1+2	
Pol.	Horizontal	Vertical
Peak Avg	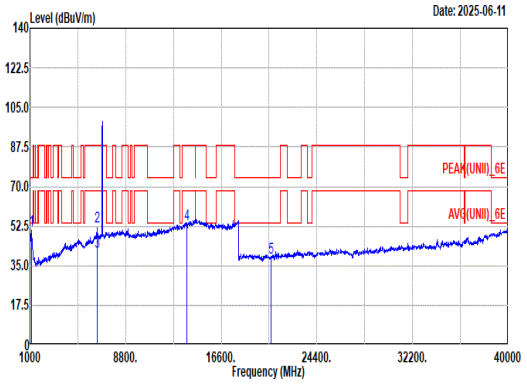 Site : 03CH22-HY Condition: PEAK(UNII)_6E 1m SHF_1225_240624 HORIZONTAL Freq Level Limit Line Margin Read Level Ant Factor Cable Loss Preamp Factor Aux Factor APos TPos Remark 1 1112.00 50.83 74.00 -23.17 53.03 23.96 5.49 31.94 0.29 -- -- Peak 2 6488.00 52.18 88.20 -36.02 37.17 36.00 13.40 35.24 0.85 100 122 Peak 3 6488.00 41.07 68.20 -27.13 26.06 36.00 13.40 35.24 0.85 100 122 Average 4 13790.00 53.59 88.20 -34.61 35.12 41.50 19.50 42.53 0.00 -- -- Peak 5 20685.00 38.42 74.00 -35.58 49.11 38.07 24.12 63.34 -9.54 -- -- Peak	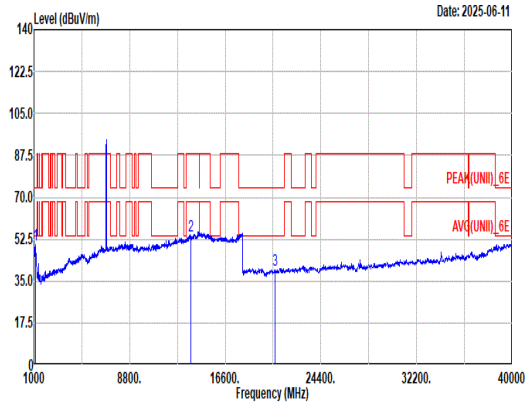 Site : 03CH22-HY Condition: PEAK(UNII)_6E 1m SHF_1225_240624 VERTICAL Freq Level Limit Line Margin Read Level Ant Factor Cable Loss Preamp Factor Aux Factor APos TPos Remark 1 1104.00 50.41 74.00 -23.59 52.81 23.78 5.47 31.94 0.29 -- -- Peak 2 13790.00 53.95 88.20 -34.25 35.48 41.50 19.50 42.53 0.00 -- -- Peak 3 20685.00 39.72 74.00 -34.28 50.41 38.07 24.12 63.34 -9.54 -- -- Peak

Mode	45	
	Harmonic	
	U-NII-8_6.875-7.125_802.11a_CH189_6895MHz	
ANT	1+2	
Pol.	Horizontal	Vertical
10.6G ~18G Avg	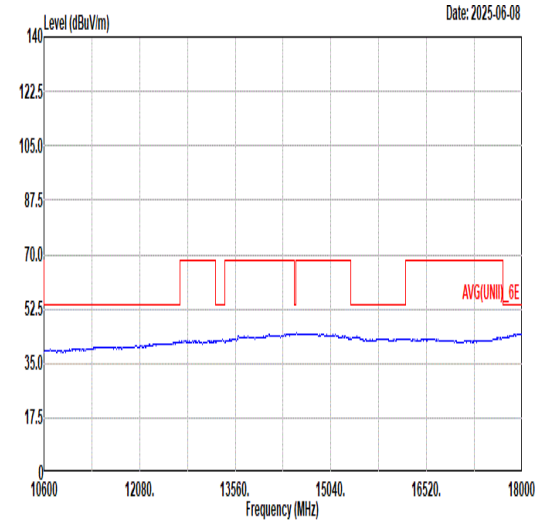 Site : 03CH22-HY Condition: AVG(UNII)_6E 3m DRH18-E_LE2C04A18EN_250520 HORIZONTAL	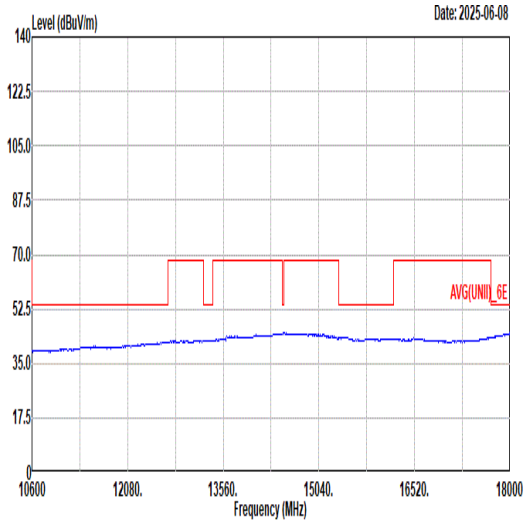 Site : 03CH22-HY Condition: AVG(UNII)_6E 3m DRH18-E_LE2C04A18EN_250520 VERTICAL

Mode	46	
	Harmonic	
	U-NII-8_6.875-7.125_802.11a_CH209_6995MHz	
ANT	1+2	
Pol.	Horizontal	Vertical
Peak Avg	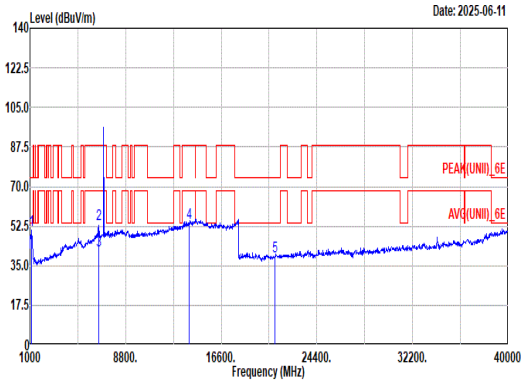 Site : 03CH22-HY Condition: PEAK(UNII)_6E 1m SHF_1225_240624 HORIZONTAL Freq Level Limit Line Margin Read Level Ant Factor Cable Loss Preamp Factor Aux Factor APos TPos Remark 1 1104.00 50.65 74.00 -23.35 53.05 23.78 5.47 31.94 0.29 -- -- Peak 2 6624.00 53.55 88.20 -34.65 38.33 36.25 13.59 35.46 0.84 100 113 Peak 3 6624.00 41.50 68.20 -26.70 26.28 36.25 13.59 35.46 0.84 100 113 Average 4 13990.00 54.00 88.20 -34.20 35.37 41.88 19.50 42.75 0.00 -- -- Peak 5 20985.00 39.04 74.00 -34.96 49.04 38.30 24.16 62.92 -9.54 -- -- Peak	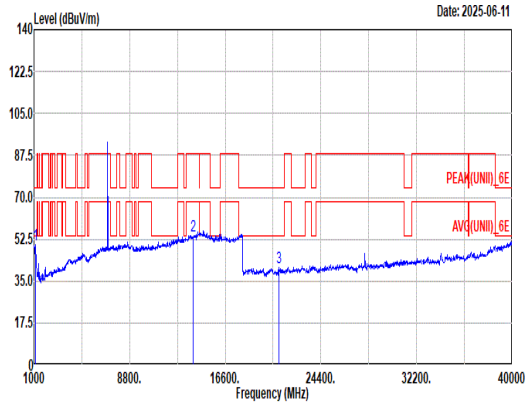 Site : 03CH22-HY Condition: PEAK(UNII)_6E 1m SHF_1225_240624 VERTICAL Freq Level Limit Line Margin Read Level Ant Factor Cable Loss Preamp Factor Aux Factor APos TPos Remark 1 1104.00 50.17 74.00 -23.83 52.57 23.78 5.47 31.94 0.29 -- -- Peak 2 13990.00 53.73 88.20 -34.47 35.10 41.88 19.50 42.75 0.00 -- -- Peak 3 20985.00 40.51 74.00 -33.49 50.51 38.30 24.16 62.92 -9.54 -- -- Peak

Mode	46	
	Harmonic	
	U-NII-8_6.875-7.125_802.11a_CH209_6995MHz	
ANT	1+2	
Pol.	Horizontal	Vertical
10.6G ~18G Avg	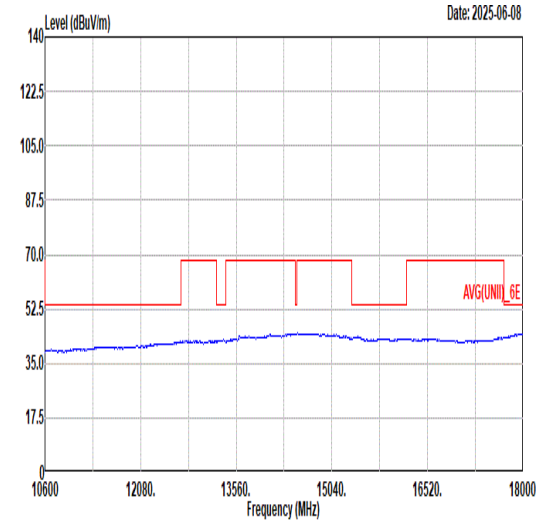 Site : 03CH22-HY Condition: AVG(UNII)_6E 3m DRH18-E_LE2C04A18EN_250520 HORIZONTAL	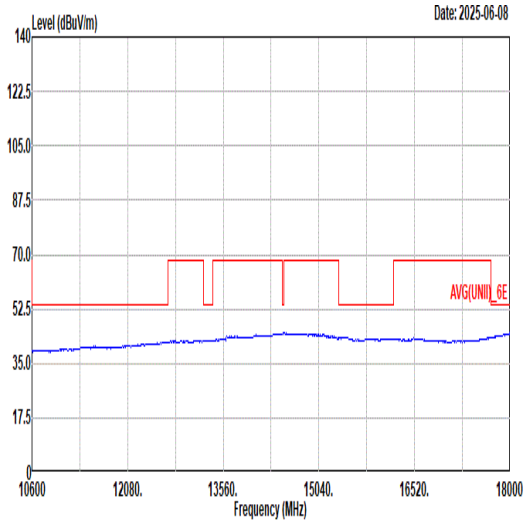 Site : 03CH22-HY Condition: AVG(UNII)_6E 3m DRH18-E_LE2C04A18EN_250520 VERTICAL

Mode	47	
	Band Edge	
	U-NII-8_6.875-7.125_802.11a_CH233_7115MHz	
ANT	1+2	
Pol.	Horizontal	Fundamental
Peak	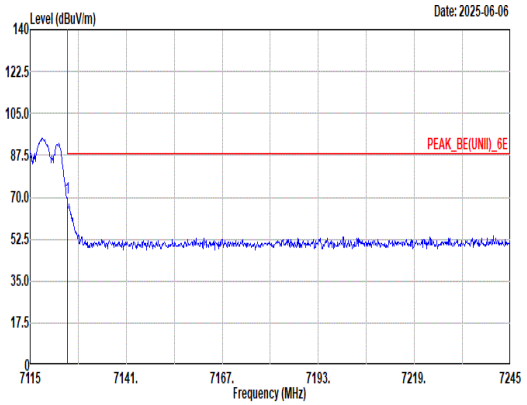 Site : 03CH22-HY Condition: PEAK_BE(UNII)_6E 3m DRH18-E_LE2C04A18EN_250520 HORIZONTAL : RBW:1000.000kHz VBW:3000.000kHz SWT:Auto Freq Level Limit Line Margin Read Level Ant Factor Cable Loss Preamp Factor Aux Factor APos TPos Remark MHz dBuV/m dBuV/m dB dBuV dB/m dB dB dB cm deg 1 7125.01 69.87 88.20 -18.33 54.47 36.70 14.15 36.31 0.86 100 59 Peak	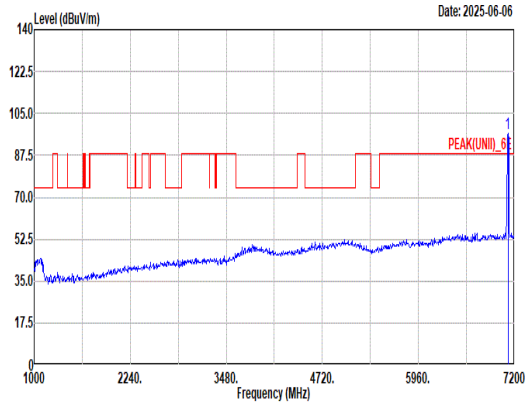 Site : 03CH22-HY Condition: PEAK(UNII)_6E 3m DRH18-E_LE2C04A18EN_250520 HORIZONTAL : RBW:1000.000kHz VBW:3000.000kHz SWT:Auto Freq Level Limit Line Margin Read Level Ant Factor Cable Loss Preamp Factor Aux Factor APos TPos Remark MHz dBuV/m dBuV/m dB dBuV dB/m dB dB dB cm deg 1 7115.00 96.84 ------ ------ 81.44 36.70 14.14 36.30 0.86 100 59 Peak
Avg	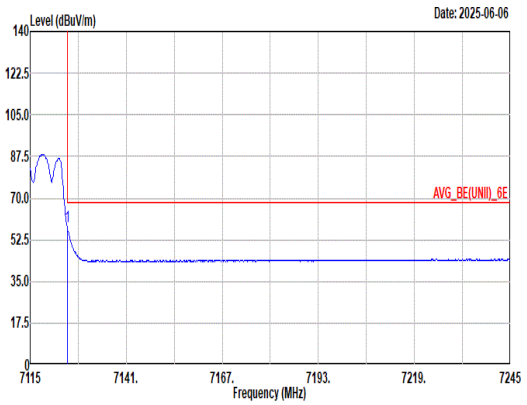 Site : 03CH22-HY Condition: AVG_BE(UNII)_6E 3m DRH18-E_LE2C04A18EN_250520 HORIZONTAL : RBW:1000.000kHz VBW:0.620kHz SWT:Auto Freq Level Limit Line Margin Read Level Ant Factor Cable Loss Preamp Factor Aux Factor APos TPos Remark MHz dBuV/m dBuV/m dB dBuV dB/m dB dB dB cm deg 1 7125.01 58.33 68.20 -9.87 42.93 36.70 14.15 36.31 0.86 100 59 Average	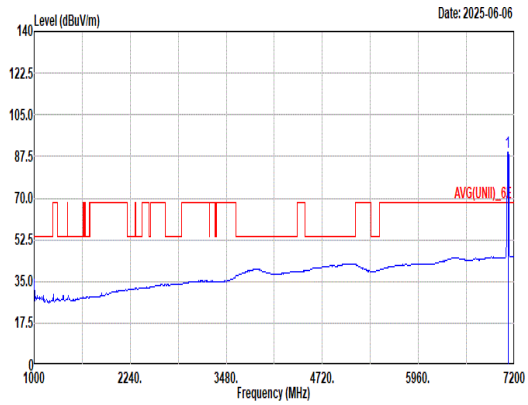 Site : 03CH22-HY Condition: AVG(UNII)_6E 3m DRH18-E_LE2C04A18EN_250520 HORIZONTAL : RBW:1000.000kHz VBW:0.620kHz SWT:Auto Freq Level Limit Line Margin Read Level Ant Factor Cable Loss Preamp Factor Aux Factor APos TPos Remark MHz dBuV/m dBuV/m dB dBuV dB/m dB dB dB cm deg 1 7115.00 89.48 ------ ------ 74.09 36.70 14.13 36.29 0.85 100 59 Average

Mode	47	
	Band Edge	
	U-NII-8_6.875-7.125_802.11a_CH233_7115MHz	
ANT	1+2	
Pol.	Vertical	Fundamental
Peak	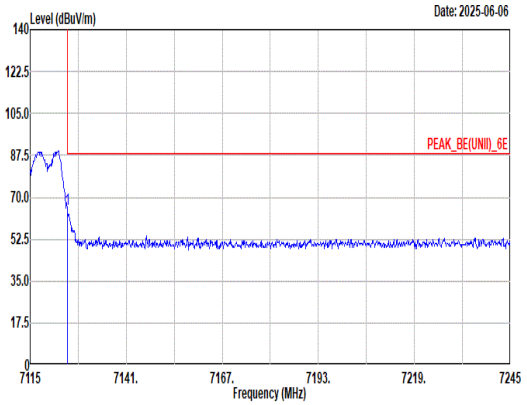 Site : 03CH22-HY Condition: PEAK_BE(UNII)_6E 3m DRH18-E_LE2C04A18EN_250520 VERTICAL : RBW:1000.000kHz VBW:3000.000kHz SWT:Auto Freq Level Limit Line Margin Read Level Ant Factor Cable Loss Preamp Factor Aux Factor APos TPos Remark MHz dBuV/m dBuV/m dB dBuV dB/m dB dB dB cm deg 1 7125.01 64.96 88.20 -23.24 49.56 36.70 14.15 36.31 0.86 100 174 Peak	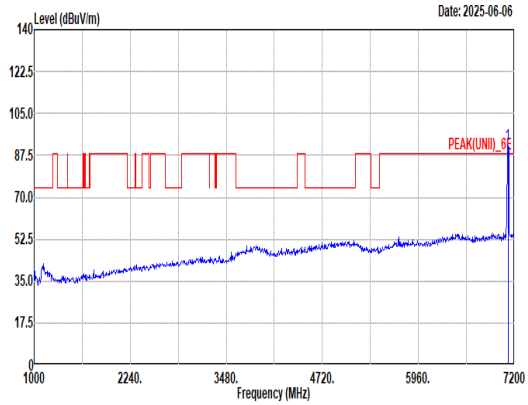 Site : 03CH22-HY Condition: PEAK(UNII)_6E 3m DRH18-E_LE2C04A18EN_250520 VERTICAL : RBW:1000.000kHz VBW:3000.000kHz SWT:Auto Freq Level Limit Line Margin Read Level Ant Factor Cable Loss Preamp Factor Aux Factor APos TPos Remark MHz dBuV/m dBuV/m dB dBuV dB/m dB dB dB cm deg 1 7115.00 91.79 ------ ------ 76.40 36.70 14.13 36.29 0.85 100 174 Peak
Avg	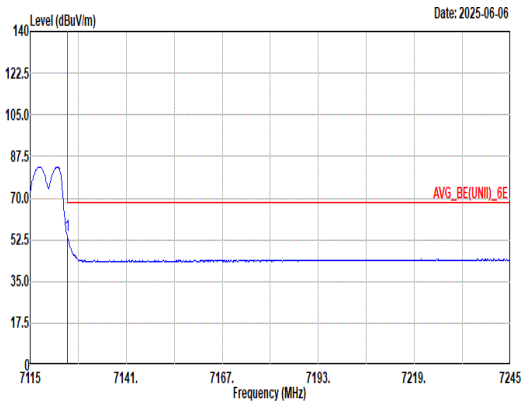 Site : 03CH22-HY Condition: AVG_BE(UNII)_6E 3m DRH18-E_LE2C04A18EN_250520 VERTICAL : RBW:1000.000kHz VBW:0.620kHz SWT:Auto Freq Level Limit Line Margin Read Level Ant Factor Cable Loss Preamp Factor Aux Factor APos TPos Remark MHz dBuV/m dBuV/m dB dBuV dB/m dB dB dB cm deg 1 7125.01 54.39 68.20 -13.81 38.99 36.70 14.15 36.31 0.86 100 174 Average	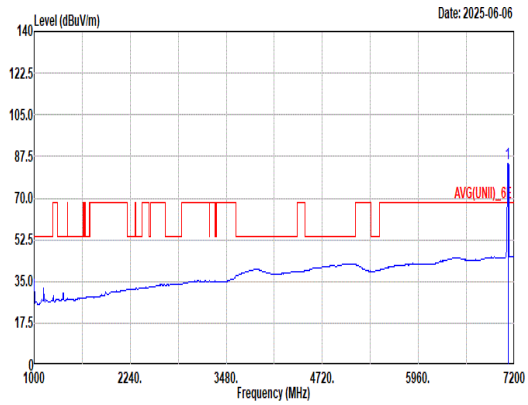 Site : 03CH22-HY Condition: AVG(UNII)_6E 3m DRH18-E_LE2C04A18EN_250520 VERTICAL : RBW:1000.000kHz VBW:0.620kHz SWT:Auto Freq Level Limit Line Margin Read Level Ant Factor Cable Loss Preamp Factor Aux Factor APos TPos Remark MHz dBuV/m dBuV/m dB dBuV dB/m dB dB dB cm deg 1 7115.00 84.42 ------ ------ 69.02 36.70 14.14 36.30 0.86 100 174 Average

Mode	47	
	Harmonic	
	U-NII-8_6.875-7.125_802.11a_CH233_7115MHz	
ANT	1+2	
Pol.	Horizontal	Vertical
Peak Avg	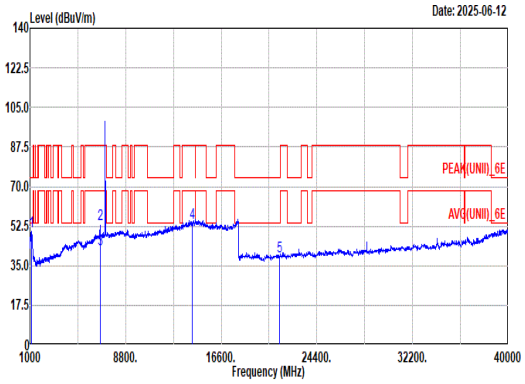 Site : 03CH22-HY Condition: PEAK(UNII)_6E 1m SHF_1225_240624 HORIZONTAL 1 1112.00 50.35 74.00 -23.65 52.55 23.96 5.49 31.94 0.29 -- -- Peak 2 6712.00 53.44 88.20 -34.76 38.03 36.48 13.72 35.61 0.82 100 123 Peak 3 6712.00 42.31 68.20 -25.89 26.90 36.48 13.72 35.61 0.82 100 123 Average 4 14230.00 53.70 88.20 -34.50 34.87 42.08 19.80 43.05 0.00 -- -- Peak 5 21345.00 39.29 74.00 -34.71 48.33 38.11 24.46 62.07 -9.54 -- -- Peak	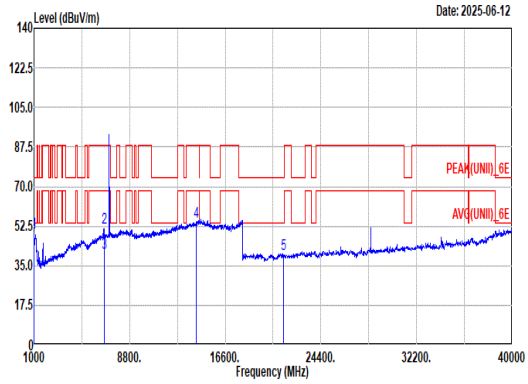 Site : 03CH22-HY Condition: PEAK(UNII)_6E 1m SHF_1225_240624 VERTICAL 1 1008.00 49.69 74.00 -24.31 52.82 23.30 5.21 31.94 0.30 -- -- Peak 2 6720.00 51.84 88.20 -36.36 36.45 36.46 13.74 35.63 0.82 100 343 Peak 3 6720.00 40.84 68.20 -27.36 25.45 36.46 13.74 35.63 0.82 100 343 Average 4 14230.00 54.30 88.20 -33.90 35.47 42.08 19.80 43.05 0.00 -- -- Peak 5 21345.00 40.15 74.00 -33.85 49.19 38.11 24.46 62.07 -9.54 -- -- Peak

Mode	47	
	Harmonic	
	U-NII-8_6.875-7.125_802.11a_CH233_7115MHz	
ANT	1+2	
Pol.	Horizontal	Vertical
10.6G ~18G Avg	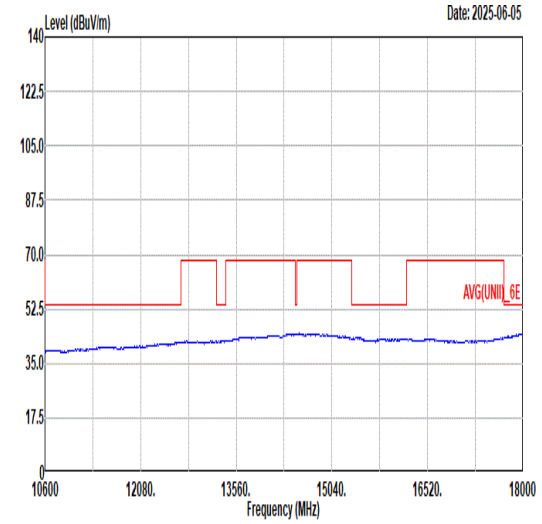 Site : 03CH22-HY Condition: AVG(UNII)_6E 3m DRH18-E_LE2C04A18EN_250520 HORIZONTAL	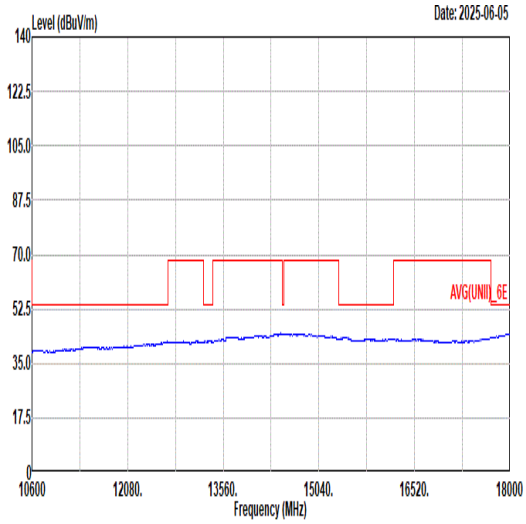 Site : 03CH22-HY Condition: AVG(UNII)_6E 3m DRH18-E_LE2C04A18EN_250520 VERTICAL

Mode	48	
	Harmonic	
	U-NII-8_6.875-7.125_802.11ax HE20_CH189_Full RU_6895MHz	
ANT	1+2	
Pol.	Horizontal	Vertical
Peak Avg	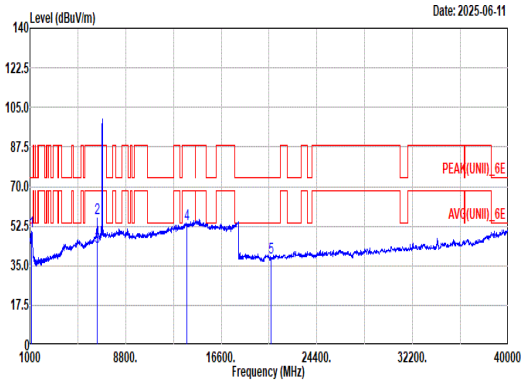 Site : 03CH22-HY Condition: PEAK(UNII)_6E 1m SHF_1225_240624 HORIZONTAL 1 1104.00 50.28 74.00 -23.72 52.68 23.78 5.47 31.94 0.29 -- -- Peak 2 6488.00 56.09 88.20 -32.11 41.08 36.00 13.40 35.24 0.85 100 117 Peak 3 6488.00 43.28 68.20 -24.92 28.27 36.00 13.40 35.24 0.85 100 117 Average 4 13790.00 53.10 88.20 -35.10 34.63 41.50 19.50 42.53 0.00 -- -- Peak 5 20685.00 38.46 74.00 -35.54 49.15 38.07 24.12 63.34 -9.54 -- -- Peak	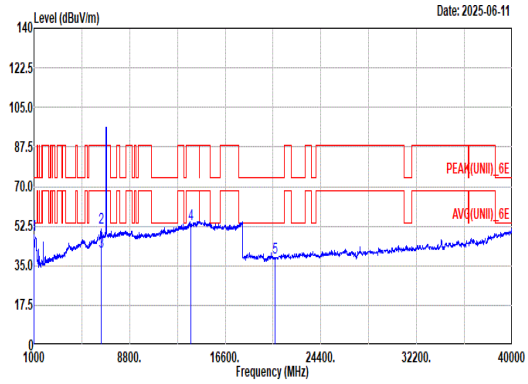 Site : 03CH22-HY Condition: PEAK(UNII)_6E 1m SHF_1225_240624 VERTICAL 1 1000.00 48.55 74.00 -25.45 51.70 23.30 5.19 31.94 0.30 -- -- Peak 2 6480.00 51.74 88.20 -36.46 36.72 36.00 13.40 35.23 0.85 100 356 Peak 3 6480.00 41.45 68.20 -26.75 26.43 36.00 13.40 35.23 0.85 100 356 Average 4 13790.00 53.22 88.20 -34.98 34.75 41.50 19.50 42.53 0.00 -- -- Peak 5 20685.00 38.67 74.00 -35.33 49.36 38.07 24.12 63.34 -9.54 -- -- Peak

Mode	48	
	Harmonic	
	U-NII-8_6.875-7.125_802.11ax HE20_CH189_Full RU_6895MHz	
ANT	1+2	
Pol.	Horizontal	Vertical
10.6G ~18G Avg	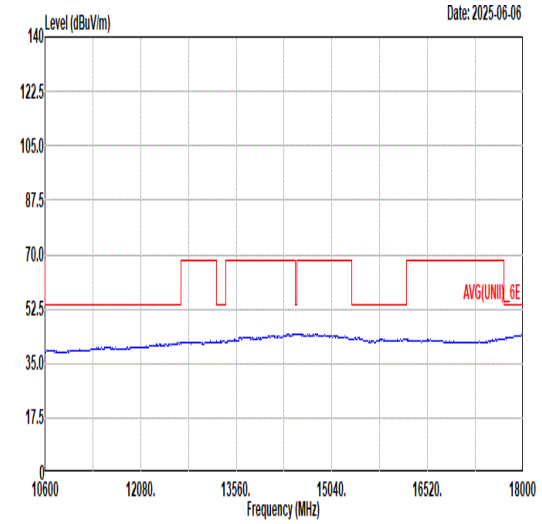 Site : 03CH22-HY Condition: AVG(UNII)_6E 3m DRH18-E_LE2C04A18EN_250520 HORIZONTAL	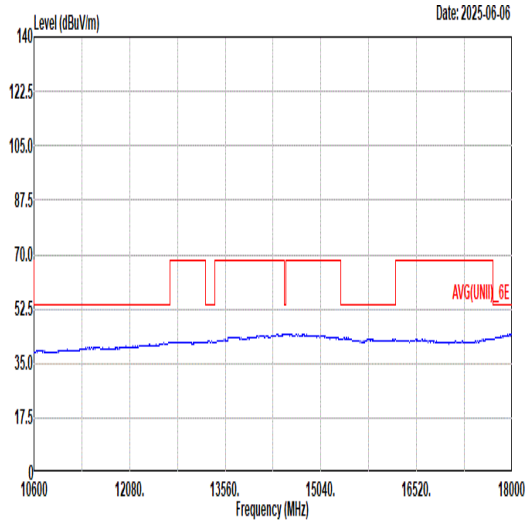 Site : 03CH22-HY Condition: AVG(UNII)_6E 3m DRH18-E_LE2C04A18EN_250520 VERTICAL

Mode	49	
	Harmonic	
	U-NII-8_6.875-7.125_802.11ax HE20_CH209_Full RU_6995MHz	
ANT	1+2	
Pol.	Horizontal	Vertical
Peak Avg	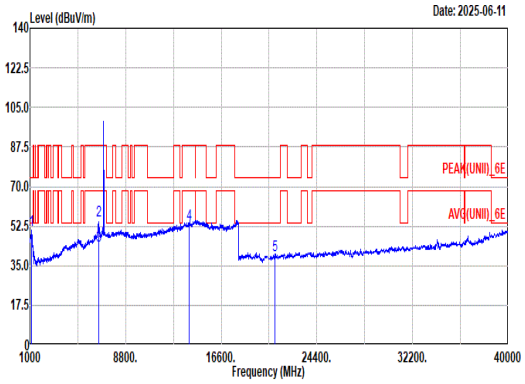 Site : 03CH22-HY Condition: PEAK(UNII)_6E 1m SHF_1225_240624 HORIZONTAL 1 1128.00 50.72 74.00 -23.28 52.63 24.20 5.54 31.94 0.29 -- -- Peak 2 6616.00 54.73 88.20 -33.47 39.53 36.23 13.57 35.44 0.84 100 114 Peak 3 6616.00 44.10 68.20 -24.10 28.90 36.23 13.57 35.44 0.84 100 114 Average 4 13990.00 53.61 88.20 -34.59 34.98 41.88 19.50 42.75 0.00 -- -- Peak 5 20985.00 39.42 74.00 -34.58 49.42 38.30 24.16 62.92 -9.54 -- -- Peak	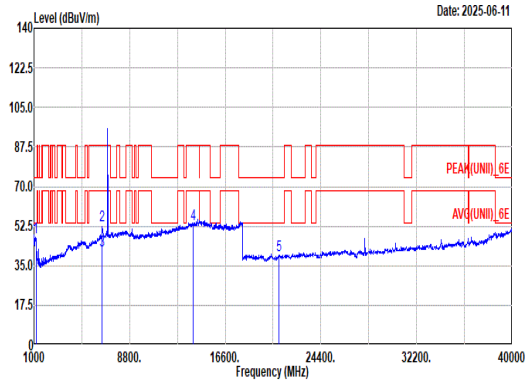 Site : 03CH22-HY Condition: PEAK(UNII)_6E 1m SHF_1225_240624 VERTICAL 1 1160.00 47.68 74.00 -26.32 49.51 24.20 5.62 31.94 0.29 -- -- Peak 2 6568.00 52.63 88.20 -35.57 37.51 36.14 13.50 35.36 0.84 100 342 Peak 3 6568.00 41.73 68.20 -26.47 26.61 36.14 13.50 35.36 0.84 100 342 Average 4 13990.00 53.29 88.20 -34.91 34.66 41.88 19.50 42.75 0.00 -- -- Peak 5 20985.00 39.85 74.00 -34.15 49.85 38.30 24.16 62.92 -9.54 -- -- Peak

Mode	49	
	Harmonic	
	U-NII-8_6.875-7.125_802.11ax HE20_CH209_Full RU_6995MHz	
ANT	1+2	
Pol.	Horizontal	Vertical
10.6G ~18G Avg	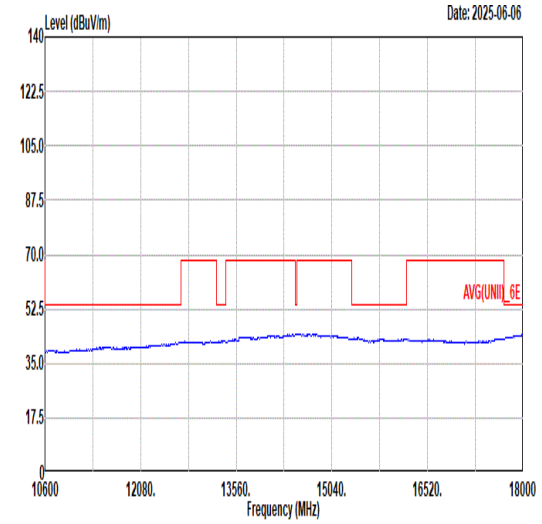 Site : 03CH22-HY Condition: AVG(UNII)_6E 3m DRH18-E_LE2C04A18EN_250520 HORIZONTAL	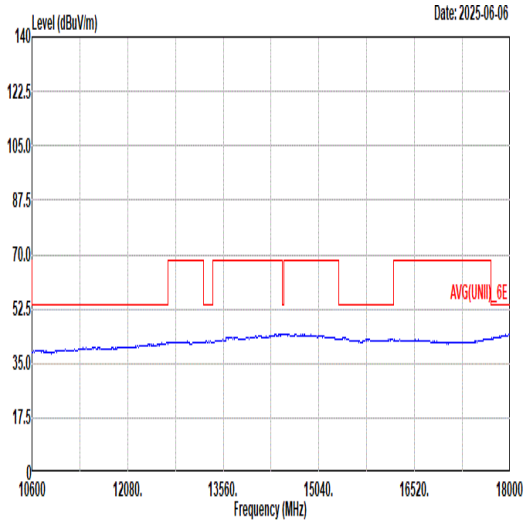 Site : 03CH22-HY Condition: AVG(UNII)_6E 3m DRH18-E_LE2C04A18EN_250520 VERTICAL

Mode	50	
	Band Edge	
	U-NII-8_6.875-7.125_802.11ax HE20_CH233_Full RU_7115MHz	
ANT	1+2	
Pol.	Horizontal	Fundamental
Peak	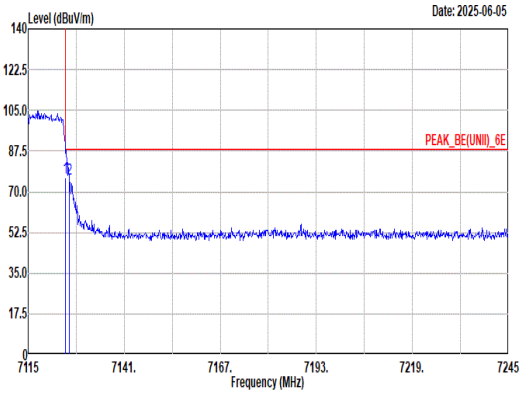 Site : 03CH22-HY Condition: PEAK_BE(UNII)_6E 3m DRH18-E_LE2C04A18EN_250520 HORIZONTAL : RBW:1000.000kHz VBW:3000.000kHz SWT:Auto Freq Level Limit Line Margin Read Level Ant Factor Cable Loss Preamp Factor Aux Factor APos TPos Remark MHz dBuV/m dBuV/m dB dBuV dB/m dB dB dB cm deg 1 7125.01 76.11 88.20 -12.09 60.71 36.70 14.15 36.31 0.86 100 60 Peak 2 7126.18 75.29 88.20 -12.91 59.89 36.70 14.15 36.31 0.86 100 60 Peak	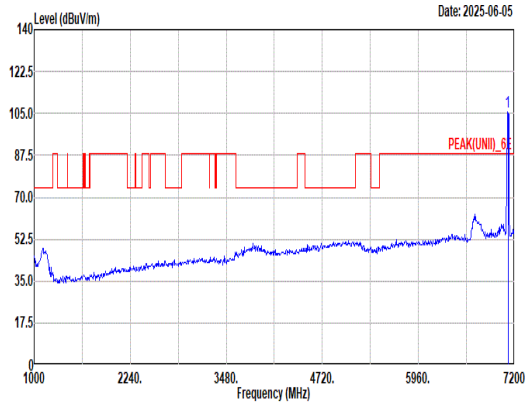 Site : 03CH22-HY Condition: PEAK(UNII)_6E 3m DRH18-E_LE2C04A18EN_250520 HORIZONTAL : RBW:1000.000kHz VBW:3000.000kHz SWT:Auto Freq Level Limit Line Margin Read Level Ant Factor Cable Loss Preamp Factor Aux Factor APos TPos Remark MHz dBuV/m dBuV/m dB dBuV dB/m dB dB dB cm deg 1 7115.00 105.53 ------ ------ 90.14 36.70 14.12 36.28 0.85 100 60 Peak
Avg	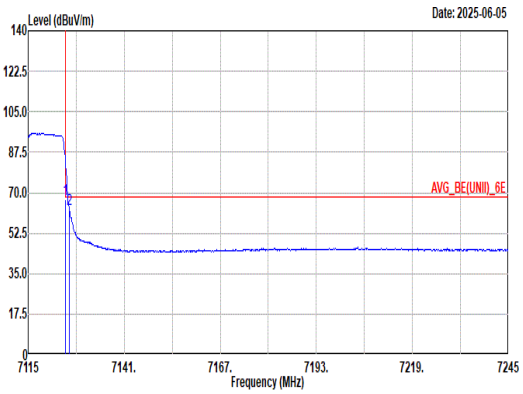 Site : 03CH22-HY Condition: AVG_BE(UNII)_6E 3m DRH18-E_LE2C04A18EN_250520 HORIZONTAL : RBW:1000.000kHz VBW:2.000kHz SWT:Auto Freq Level Limit Line Margin Read Level Ant Factor Cable Loss Preamp Factor Aux Factor APos TPos Remark MHz dBuV/m dBuV/m dB dBuV dB/m dB dB dB cm deg 1 7125.01 66.87 68.20 -1.33 51.47 36.70 14.15 36.31 0.86 100 60 Average 2 7126.18 62.76 68.20 -5.44 47.36 36.70 14.15 36.31 0.86 100 60 Average	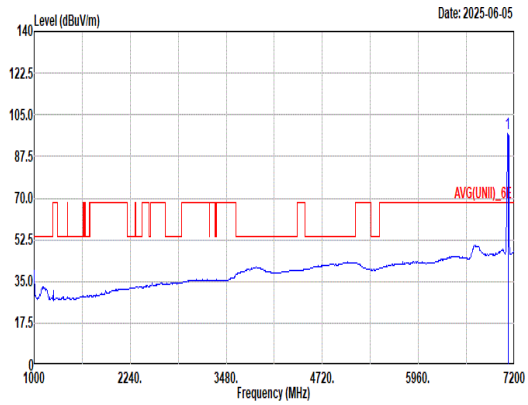 Site : 03CH22-HY Condition: AVG(UNII)_6E 3m DRH18-E_LE2C04A18EN_250520 HORIZONTAL : RBW:1000.000kHz VBW:2.000kHz SWT:Auto Freq Level Limit Line Margin Read Level Ant Factor Cable Loss Preamp Factor Aux Factor APos TPos Remark MHz dBuV/m dBuV/m dB dBuV dB/m dB dB dB cm deg 1 7115.00 97.15 ------ ------ 81.76 36.70 14.13 36.29 0.85 100 60 Average

Mode	50	
	Band Edge	
	U-NII-8_6.875-7.125_802.11ax HE20_CH233_Full RU_7115MHz	
ANT	1+2	
Pol.	Vertical	Fundamental
Peak	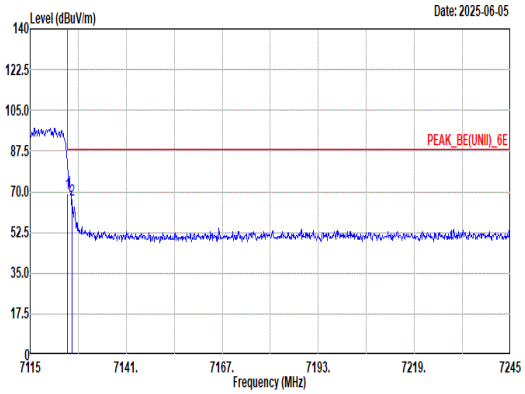 Site : 03CH22-HY Condition: PEAK_BE(UNII)_6E 3m DRH18-E_LE2C04A18EN_250520 VERTICAL : RBW:1000.000kHz VBW:3000.000kHz SWT:Auto Freq Level Limit Line Margin Read Level Ant Factor Cable Loss Preamp Factor Aux Factor APos TPos Remark MHz dBuV/m dBuV/m dB dBuV dB/m dB dB dB cm deg 1 7125.01 69.23 88.20 -18.97 53.83 36.70 14.15 36.31 0.86 391 360 Peak 2 7126.44 66.33 88.20 -21.87 50.93 36.70 14.15 36.31 0.86 391 360 Peak	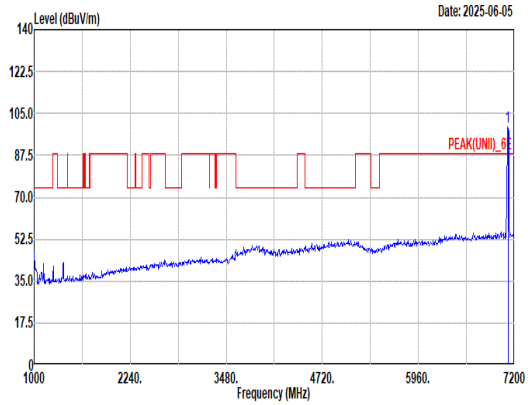 Site : 03CH22-HY Condition: PEAK(UNII)_6E 3m DRH18-E_LE2C04A18EN_250520 VERTICAL : RBW:1000.000kHz VBW:3000.000kHz SWT:Auto Freq Level Limit Line Margin Read Level Ant Factor Cable Loss Preamp Factor Aux Factor APos TPos Remark MHz dBuV/m dBuV/m dB dBuV dB/m dB dB dB cm deg 1 7115.00 99.39 ------ ------ 84.00 36.70 14.13 36.29 0.85 391 360 Peak
Avg	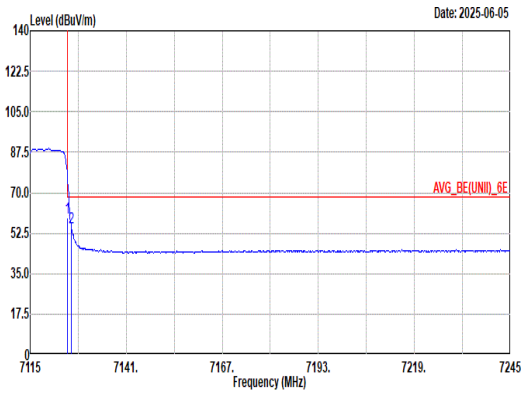 Site : 03CH22-HY Condition: AVG_BE(UNII)_6E 3m DRH18-E_LE2C04A18EN_250520 VERTICAL : RBW:1000.000kHz VBW:2.000kHz SWT:Auto Freq Level Limit Line Margin Read Level Ant Factor Cable Loss Preamp Factor Aux Factor APos TPos Remark MHz dBuV/m dBuV/m dB dBuV dB/m dB dB dB cm deg 1 7125.01 59.14 68.20 -9.06 43.74 36.70 14.15 36.31 0.86 391 360 Average 2 7126.18 54.70 68.20 -13.50 39.30 36.70 14.15 36.31 0.86 391 360 Average	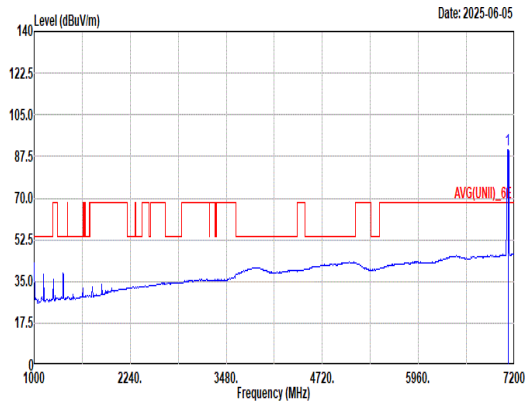 Site : 03CH22-HY Condition: AVG(UNII)_6E 3m DRH18-E_LE2C04A18EN_250520 VERTICAL : RBW:1000.000kHz VBW:2.000kHz SWT:Auto Freq Level Limit Line Margin Read Level Ant Factor Cable Loss Preamp Factor Aux Factor APos TPos Remark MHz dBuV/m dBuV/m dB dBuV dB/m dB dB dB cm deg 1 7115.00 90.55 ------ ------ 75.16 36.70 14.13 36.29 0.85 391 360 Average

Mode	50	
	Harmonic	
	U-NII-8_6.875-7.125_802.11ax HE20_CH233_Full RU_7115MHz	
ANT	1+2	
Pol.	Horizontal	Vertical
Peak Avg	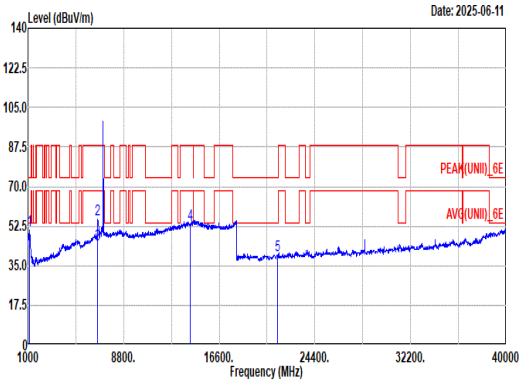 Site : 03CH22-HY Condition: PEAK(UNII)_6E 1m SHF_1225_240624 HORIZONTAL Freq Level Limit Line Margin Read Level Ant Factor Cable Loss Preamp Factor Aux Factor APos TPos Remark MHz dBuV/m dBuV/m dB dBuV dB/m dB dB dB cm deg 1 1128.00 50.61 74.00 -23.39 52.52 24.20 5.54 31.94 0.29 -- -- Peak 2 6696.00 55.36 88.20 -32.84 39.93 36.48 13.70 35.58 0.83 100 123 Peak 3 6696.00 44.43 68.20 -23.77 29.00 36.48 13.70 35.58 0.83 100 123 Average 4 14230.00 53.16 88.20 -35.04 34.33 42.08 19.80 43.05 0.00 -- -- Peak 5 21345.00 39.40 74.00 -34.60 48.44 38.11 24.46 62.07 -9.54 -- -- Peak	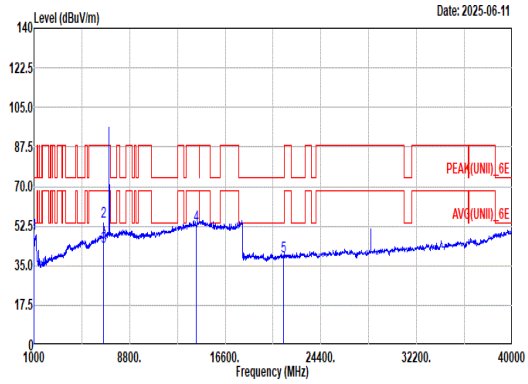 Site : 03CH22-HY Condition: PEAK(UNII)_6E 1m SHF_1225_240624 VERTICAL Freq Level Limit Line Margin Read Level Ant Factor Cable Loss Preamp Factor Aux Factor APos TPos Remark MHz dBuV/m dBuV/m dB dBuV dB/m dB dB dB cm deg 1 1008.00 49.32 74.00 -24.68 52.45 23.30 5.21 31.94 0.30 -- -- Peak 2 6696.00 54.32 88.20 -33.88 38.89 36.48 13.70 35.58 0.83 100 343 Peak 3 6696.00 43.21 68.20 -24.99 27.78 36.48 13.70 35.58 0.83 100 343 Average 4 14230.00 52.86 88.20 -35.34 34.03 42.08 19.80 43.05 0.00 -- -- Peak 5 21345.00 39.11 74.00 -34.89 48.15 38.11 24.46 62.07 -9.54 -- -- Peak

Mode	50	
	Harmonic	
	U-NII-8_6.875-7.125_802.11ax HE20_CH233_Full RU_7115MHz	
ANT	1+2	
Pol.	Horizontal	Vertical
10.6G ~18G Avg	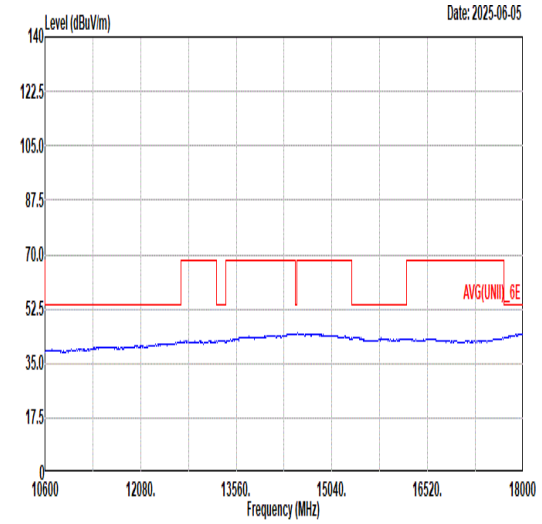 Site : 03CH22-HY Condition: AVG(UNII)_6E 3m DRH18-E_LE2C04A18EN_250520 HORIZONTAL	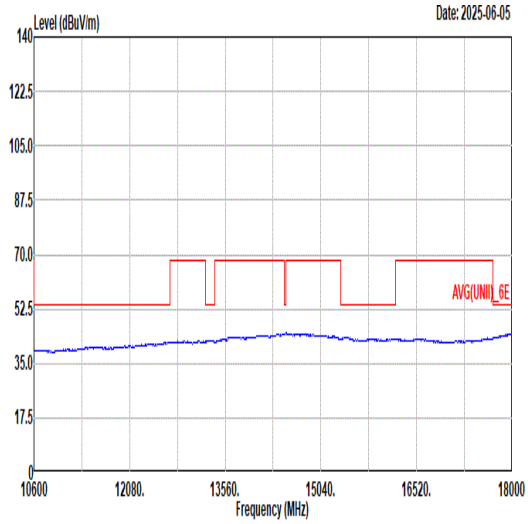 Site : 03CH22-HY Condition: AVG(UNII)_6E 3m DRH18-E_LE2C04A18EN_250520 VERTICAL

Mode	51	
	Band Edge	
	U-NII-8_6.875-7.125_802.11ax HE20_CH233_Partial RU 106/54_7115MHz	
ANT	1+2	
Pol.	Horizontal	Fundamental
Peak	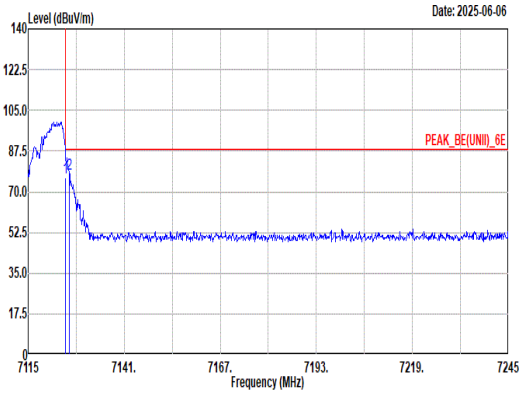 Site : 03CH22-HY Condition: PEAK_BE(UNII)_6E 3m DRH18-E_LE2C04A18EN_250520 HORIZONTAL : RBW:1000.000kHz VBW:3000.000kHz SWT:Auto Freq Level Limit Line Margin Read Level Ant Factor Cable Loss Preamp Factor Aux Factor APos TPos Remark MHz dBuV/m dBuV/m dB dBuV dB/m dB dB dB cm deg 1 7125.01 76.05 88.20 -12.15 60.65 36.70 14.15 36.31 0.86 100 65 Peak 2 7126.18 77.70 88.20 -10.50 62.30 36.70 14.15 36.31 0.86 100 65 Peak	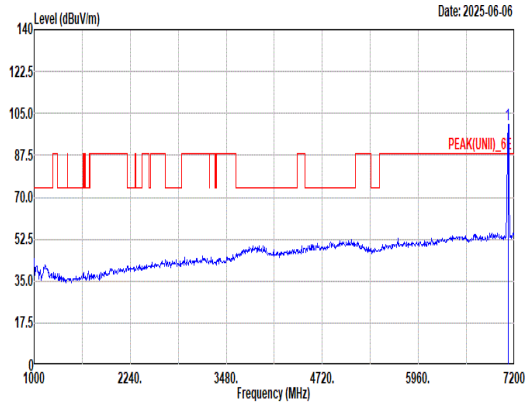 Site : 03CH22-HY Condition: PEAK(UNII)_6E 3m DRH18-E_LE2C04A18EN_250520 HORIZONTAL : RBW:1000.000kHz VBW:3000.000kHz SWT:Auto Freq Level Limit Line Margin Read Level Ant Factor Cable Loss Preamp Factor Aux Factor APos TPos Remark MHz dBuV/m dBuV/m dB dBuV dB/m dB dB dB cm deg 1 7115.00 100.33 ------ ------ 84.93 36.70 14.14 36.30 0.86 100 65 Peak
Avg	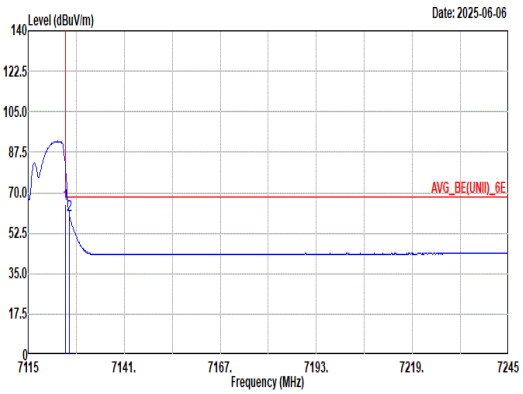 Site : 03CH22-HY Condition: AVG_BE(UNII)_6E 3m DRH18-E_LE2C04A18EN_250520 HORIZONTAL : RBW:1000.000kHz VBW:0.120kHz SWT:Auto Freq Level Limit Line Margin Read Level Ant Factor Cable Loss Preamp Factor Aux Factor APos TPos Remark MHz dBuV/m dBuV/m dB dBuV dB/m dB dB dB cm deg 1 7125.01 64.97 68.20 -3.23 49.57 36.70 14.15 36.31 0.86 100 65 Average 2 7126.18 60.18 68.20 -8.02 44.78 36.70 14.15 36.31 0.86 100 65 Average	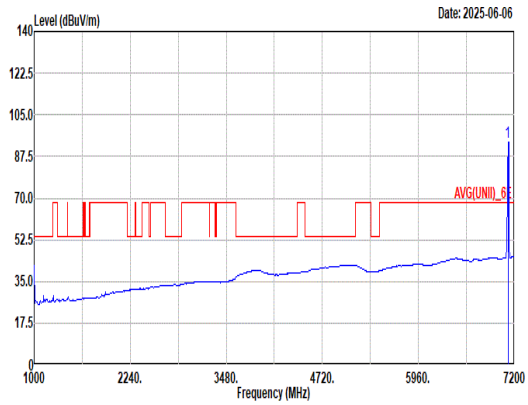 Site : 03CH22-HY Condition: AVG(UNII)_6E 3m DRH18-E_LE2C04A18EN_250520 HORIZONTAL : RBW:1000.000kHz VBW:0.120kHz SWT:Auto Freq Level Limit Line Margin Read Level Ant Factor Cable Loss Preamp Factor Aux Factor APos TPos Remark MHz dBuV/m dBuV/m dB dBuV dB/m dB dB dB cm deg 1 7115.00 93.69 ------ ------ 78.29 36.70 14.15 36.31 0.86 100 65 Average

Mode	51	
	Band Edge	
	U-NII-8_6.875-7.125_802.11ax HE20_CH233_Partial RU 106/54_7115MHz	
ANT	1+2	
Pol.	Vertical	Fundamental
Peak	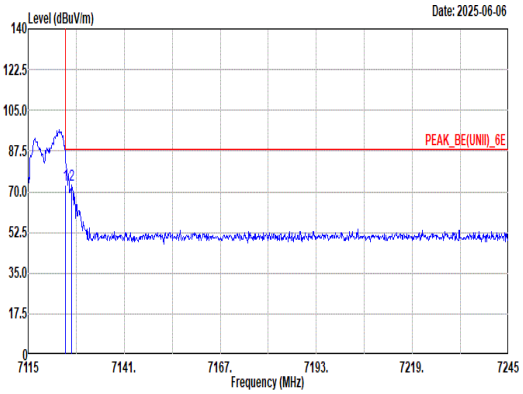 Site : 03CH22-HY Condition: PEAK_BE(UNII)_6E 3m DRH18-E_LE2C04A18EN_250520 VERTICAL : RBW:1000.000kHz VBW:3000.000kHz SWT:Auto Freq Level Limit Line Margin Read Level Ant Factor Cable Loss Preamp Factor Aux Factor APos TPos Remark MHz dBuV/m dBuV/m dB dBuV dB/m dB dB dB cm deg 1 7125.01 73.17 88.20 -15.03 57.77 36.70 14.15 36.31 0.86 388 357 Peak 2 7126.83 73.01 88.20 -15.19 57.61 36.70 14.15 36.31 0.86 388 357 Peak	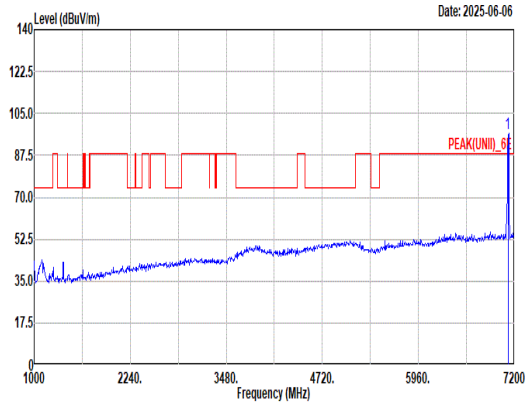 Site : 03CH22-HY Condition: PEAK(UNII)_6E 3m DRH18-E_LE2C04A18EN_250520 VERTICAL : RBW:1000.000kHz VBW:3000.000kHz SWT:Auto Freq Level Limit Line Margin Read Level Ant Factor Cable Loss Preamp Factor Aux Factor APos TPos Remark MHz dBuV/m dBuV/m dB dBuV dB/m dB dB dB cm deg 1 7115.00 96.89 ------ ------ 81.49 36.70 14.15 36.31 0.86 388 357 Peak
Avg	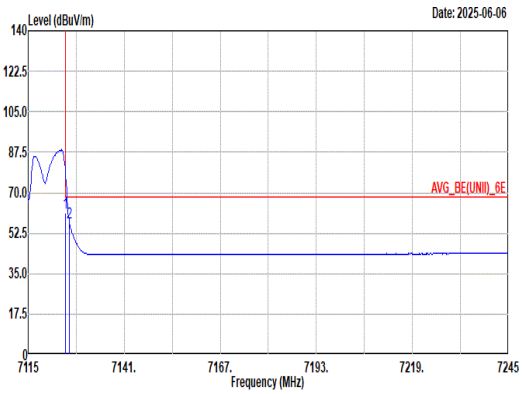 Site : 03CH22-HY Condition: AVG_BE(UNII)_6E 3m DRH18-E_LE2C04A18EN_250520 VERTICAL : RBW:1000.000kHz VBW:0.120kHz SWT:Auto Freq Level Limit Line Margin Read Level Ant Factor Cable Loss Preamp Factor Aux Factor APos TPos Remark MHz dBuV/m dBuV/m dB dBuV dB/m dB dB dB cm deg 1 7125.01 61.32 68.20 -6.88 45.92 36.70 14.15 36.31 0.86 388 357 Average 2 7126.18 57.09 68.20 -11.11 41.69 36.70 14.15 36.31 0.86 388 357 Average	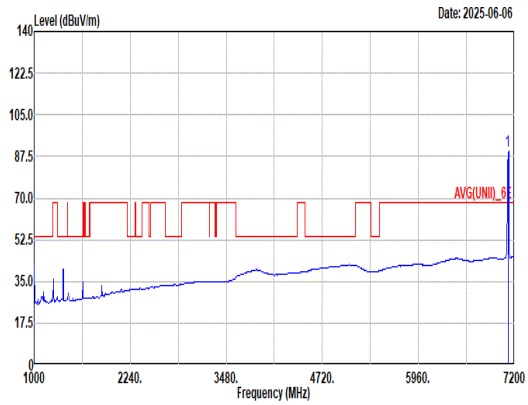 Site : 03CH22-HY Condition: AVG(UNII)_6E 3m DRH18-E_LE2C04A18EN_250520 VERTICAL : RBW:1000.000kHz VBW:0.120kHz SWT:Auto Freq Level Limit Line Margin Read Level Ant Factor Cable Loss Preamp Factor Aux Factor APos TPos Remark MHz dBuV/m dBuV/m dB dBuV dB/m dB dB dB cm deg 1 7115.00 89.66 ------ ------ 74.26 36.70 14.15 36.31 0.86 388 357 Average

Mode	52	
	Harmonic	
	U-NII-8_6.875-7.125_802.11ax HE40_CH195_Full RU_6925MHz	
ANT	1+2	
Pol.	Horizontal	Vertical
Peak Avg	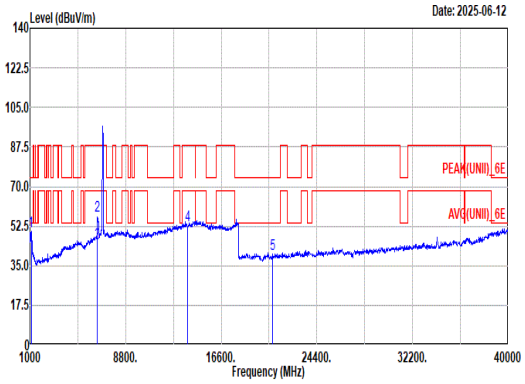 Site : 03CH22-HY Condition: PEAK(UNII)_6E 1m SHF_1225_240624 HORIZONTAL	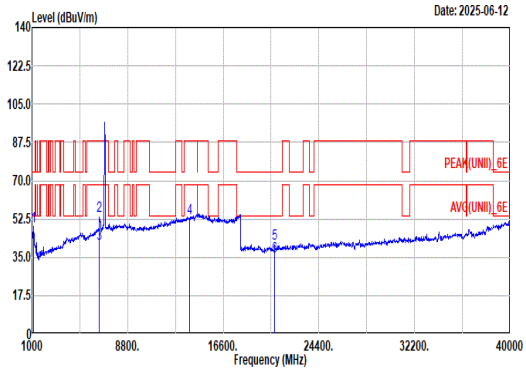 Site : 03CH22-HY Condition: PEAK(UNII)_6E 1m SHF_1225_240624 VERTICAL

Horizontal:

	Freq	Level	Limit Line	Margin	Read Level	Ant Factor	Cable Loss	Preamp Factor	Aux Factor	APos	TPos	Remark
	MHz	dBuV/m	dBuV/m	dB	dBuV	dB/m	dB	dB	dB	cm	deg	
1	1096.00	50.23	74.00	-23.77	52.80	23.62	5.45	31.94	0.30	--	--	Peak
2	6504.00	57.10	88.20	-31.10	42.09	36.01	13.41	35.25	0.84	100	117	Peak
3	6504.00	44.78	68.20	-23.42	29.77	36.01	13.41	35.25	0.84	100	117	Average
4	13850.00	52.81	88.20	-35.39	34.41	41.50	19.50	42.60	0.00	--	--	Peak
5	20775.00	40.35	74.00	-33.65	50.78	38.20	24.13	63.22	-9.54	--	--	Peak

Vertical:

	Freq	Level	Limit Line	Margin	Read Level	Ant Factor	Cable Loss	Preamp Factor	Aux Factor	APos	TPos	Remark
	MHz	dBuV/m	dBuV/m	dB	dBuV	dB/m	dB	dB	dB	cm	deg	
1	1104.00	48.92	74.00	-25.08	51.32	23.78	5.47	31.94	0.29	--	--	Peak
2	6488.00	54.03	88.20	-34.17	39.02	36.00	13.40	35.24	0.85	105	360	Peak
3	6488.00	41.12	68.20	-27.08	26.11	36.00	13.40	35.24	0.85	105	360	Average
4	13850.00	53.08	88.20	-35.12	34.68	41.50	19.50	42.60	0.00	--	--	Peak
5	20775.00	41.23	74.00	-32.77	51.66	38.20	24.13	63.22	-9.54	171	7	Peak
6	20775.00	35.59	54.00	-18.41	46.02	38.20	24.13	63.22	-9.54	171	7	Average

Mode	52	
	Harmonic	
	U-NII-8_6.875-7.125_802.11ax HE40_CH195_Full RU_6925MHz	
ANT	1+2	
Pol.	Horizontal	Vertical
10.6G ~18G Avg	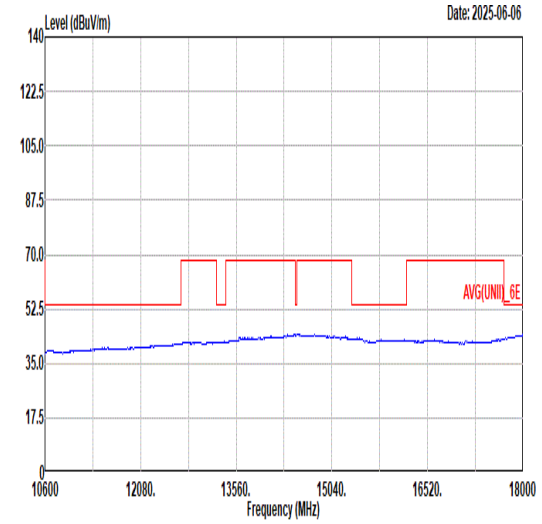 Site : 03CH22-HY Condition: AVG(UNII)_6E 3m DRH18-E_LE2C04A18EN_250520 HORIZONTAL	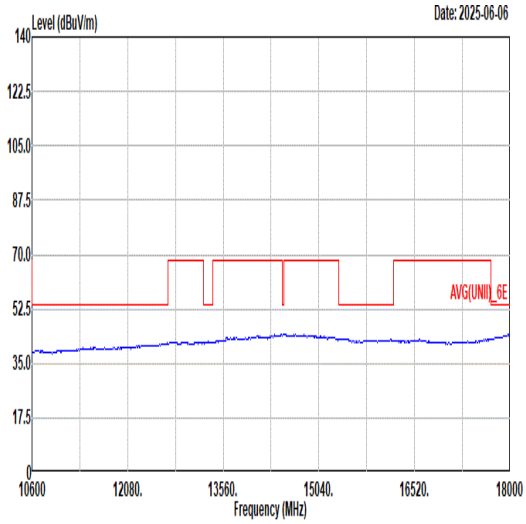 Site : 03CH22-HY Condition: AVG(UNII)_6E 3m DRH18-E_LE2C04A18EN_250520 VERTICAL

Mode	53	
	Harmonic	
	U-NII-8_6.875-7.125_802.11ax HE40_CH211_Full RU_7005MHz	
ANT	1+2	
Pol.	Horizontal	Vertical
Peak Avg	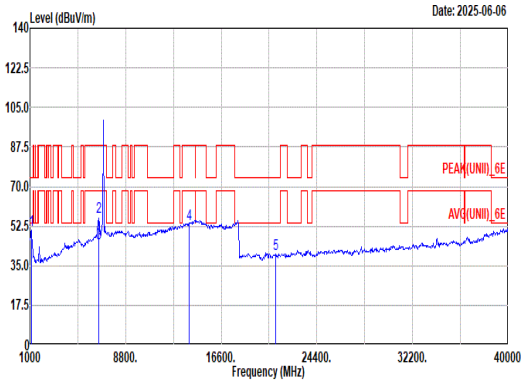 Site : 03CH22-HY Condition: PEAK(UNII)_6E 3m DRH18-E_LE2C04A18EN_250520 HORIZONTAL Freq Level Limit Line Margin Read Level Ant Factor Cable Loss Preamp Factor Aux Factor APos TPos Remark 1 1112.00 50.75 74.00 -23.25 52.95 23.96 5.49 31.94 0.29 -- -- Peak 2 6624.00 56.41 88.20 -31.79 41.19 36.25 13.59 35.46 0.84 100 121 Peak 3 6624.00 44.83 68.20 -23.37 29.61 36.25 13.59 35.46 0.84 100 121 Average 4 14010.00 53.55 88.20 -34.65 34.89 41.92 19.51 42.77 0.00 -- -- Peak 5 21015.00 40.31 74.00 -33.69 50.24 38.30 24.17 62.86 -9.54 -- -- Peak	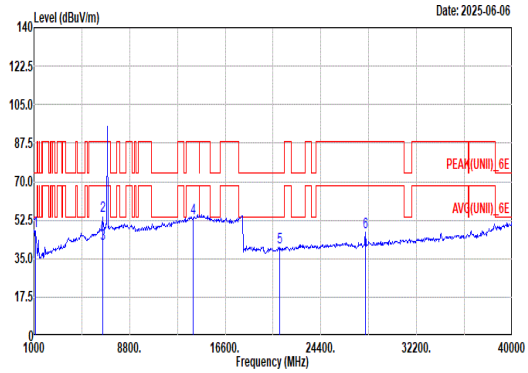 Site : 03CH22-HY Condition: PEAK(UNII)_6E 3m DRH18-E_LE2C04A18EN_250520 VERTICAL Freq Level Limit Line Margin Read Level Ant Factor Cable Loss Preamp Factor Aux Factor APos TPos Remark 1 1152.00 47.69 74.00 -26.31 49.70 24.04 5.60 31.94 0.29 -- -- Peak 2 6600.00 54.49 88.20 -33.71 39.32 36.20 13.55 35.42 0.84 127 16 Peak 3 6600.00 41.96 68.20 -26.24 26.79 36.20 13.55 35.42 0.84 127 16 Average 4 14010.00 53.56 88.20 -34.64 34.90 41.92 19.51 42.77 0.00 -- -- Peak 5 21015.00 39.97 74.00 -34.03 49.90 38.30 24.17 62.86 -9.54 -- -- Peak 6 28020.00 46.89 88.20 -41.31 50.19 39.54 28.31 61.61 -9.54 -- -- Peak

Mode	53	
	Harmonic	
	U-NII-8_6.875-7.125_802.11ax HE40_CH211_Full RU_7005MHz	
ANT	1+2	
Pol.	Horizontal	Vertical
10.6G ~18G Avg	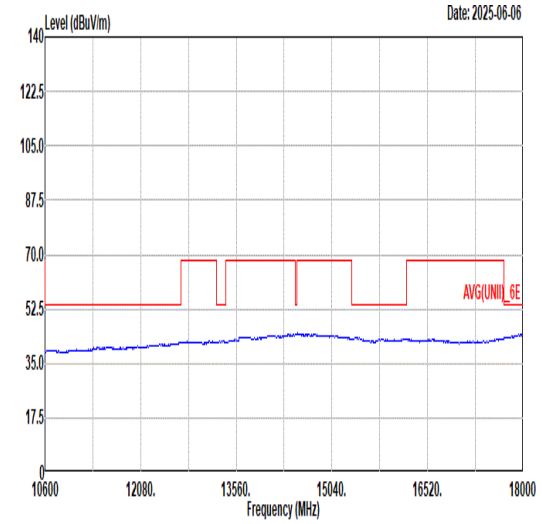 Site : 03CH22-HY Condition: AVG(UNII)_6E 3m DRH18-E_LE2C04A18EN_250520 HORIZONTAL	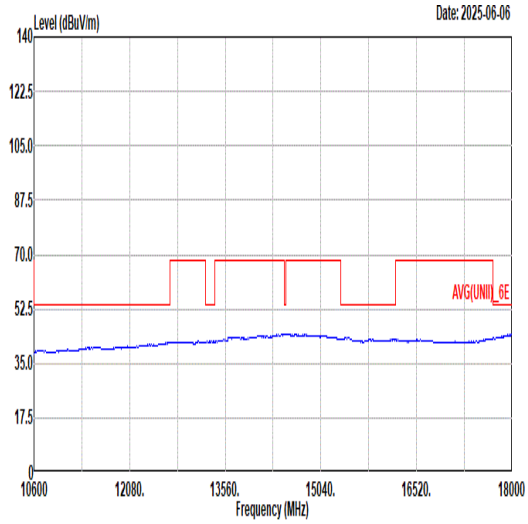 Site : 03CH22-HY Condition: AVG(UNII)_6E 3m DRH18-E_LE2C04A18EN_250520 VERTICAL

Mode	54	
	Band Edge	
	U-NII-8_6.875-7.125_802.11ax HE40_CH227_Full RU_7085MHz	
ANT	1+2	
Pol.	Horizontal	Fundamental
Peak	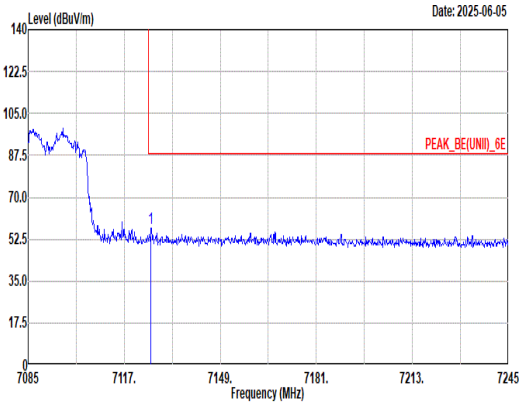 Site : 03CH22-HY Condition: PEAK_BE(UNII)_6E 3m DRH18-E_LE2C04A18EN_250520 HORIZONTAL : RBW:1000.000kHz VBW:3000.000kHz SWT:Auto Freq Level Limit Line Margin Read Level Ant Factor Cable Loss Preamp Factor Aux Factor APos TPos Remark MHz dBuV/m dBuV/m dB dBuV dB/m dB dB dB cm deg 1 7125.96 57.28 88.20 -30.92 41.88 36.70 14.15 36.31 0.86 400 357 Peak	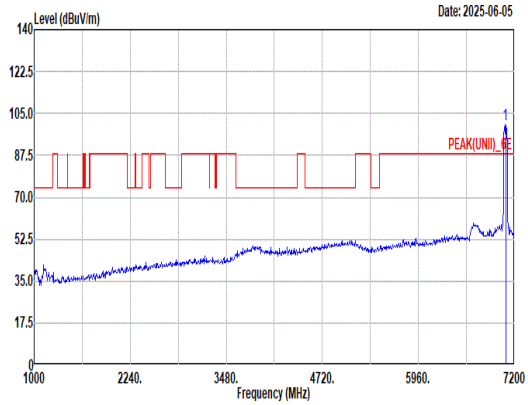 Site : 03CH22-HY Condition: PEAK(UNII)_6E 3m DRH18-E_LE2C04A18EN_250520 HORIZONTAL : RBW:1000.000kHz VBW:3000.000kHz SWT:Auto Freq Level Limit Line Margin Read Level Ant Factor Cable Loss Preamp Factor Aux Factor APos TPos Remark MHz dBuV/m dBuV/m dB dBuV dB/m dB dB dB cm deg 1 7085.00 100.40 ------ ------ 85.14 36.60 14.06 36.24 0.84 400 357 Peak
Avg	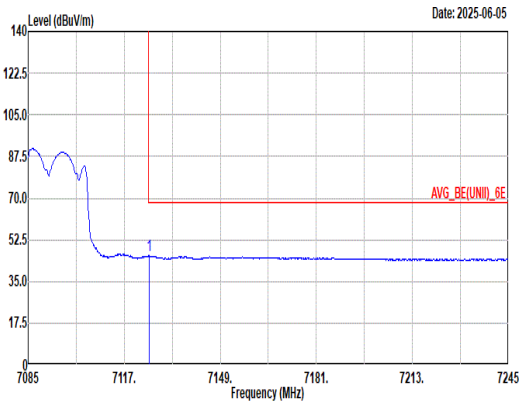 Site : 03CH22-HY Condition: AVG_BE(UNII)_6E 3m DRH18-E_LE2C04A18EN_250520 HORIZONTAL : RBW:1000.000kHz VBW:0.560kHz SWT:Auto Freq Level Limit Line Margin Read Level Ant Factor Cable Loss Preamp Factor Aux Factor APos TPos Remark MHz dBuV/m dBuV/m dB dBuV dB/m dB dB dB cm deg 1 7125.32 45.74 68.20 -22.46 30.34 36.70 14.15 36.31 0.86 400 357 Average	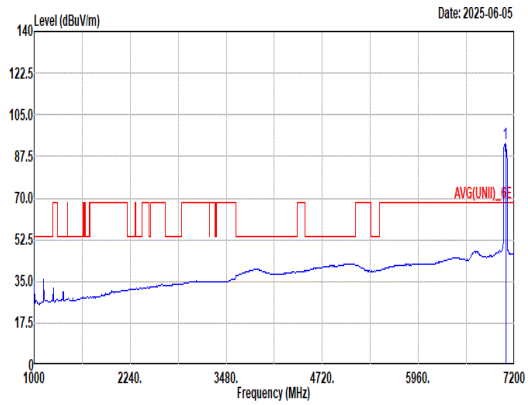 Site : 03CH22-HY Condition: AVG(UNII)_6E 3m DRH18-E_LE2C04A18EN_250520 HORIZONTAL : RBW:1000.000kHz VBW:0.560kHz SWT:Auto Freq Level Limit Line Margin Read Level Ant Factor Cable Loss Preamp Factor Aux Factor APos TPos Remark MHz dBuV/m dBuV/m dB dBuV dB/m dB dB dB cm deg 1 7085.00 92.99 ------ ------ 77.73 36.60 14.06 36.24 0.84 400 357 Average

Mode	54	
	Band Edge	
	U-NII-8_6.875-7.125_802.11ax HE40_CH227_Full RU_7085MHz	
ANT	1+2	
Pol.	Vertical	Fundamental
Peak	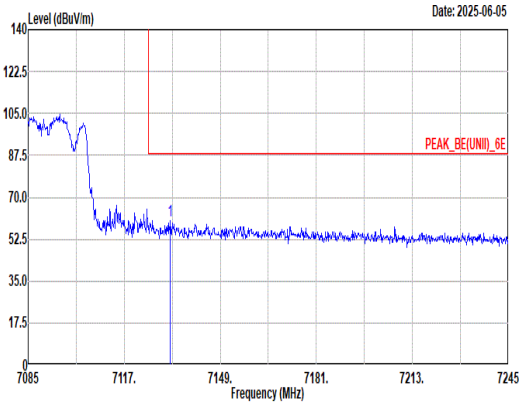 Site : 03CH22-HY Condition: PEAK_BE(UNII)_6E 3m DRH18-E_LE2C04A18EN_250520 VERTICAL : RBW:1000.000kHz VBW:3000.000kHz SWT:Auto Freq Level Limit Line Margin Read Level Ant Factor Cable Loss Preamp Factor Aux Factor APos TPos Remark MHz dBuV/m dBuV/m dB dBuV dB/m dB dB dB cm deg 1 7132.36 60.34 88.20 -27.86 44.94 36.70 14.16 36.32 0.86 400 360 Peak	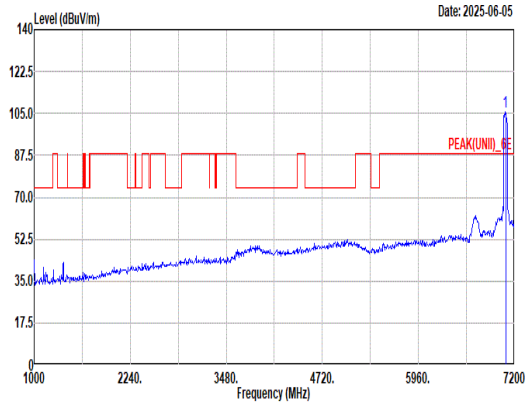 Site : 03CH22-HY Condition: PEAK(UNII)_6E 3m DRH18-E_LE2C04A18EN_250520 VERTICAL : RBW:1000.000kHz VBW:3000.000kHz SWT:Auto Freq Level Limit Line Margin Read Level Ant Factor Cable Loss Preamp Factor Aux Factor APos TPos Remark MHz dBuV/m dBuV/m dB dBuV dB/m dB dB dB cm deg 1 7085.00 105.65 ------ ------ 90.39 36.60 14.06 36.24 0.84 400 360 Peak
Avg	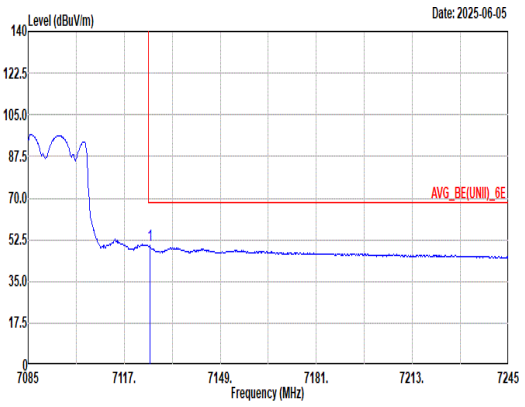 Site : 03CH22-HY Condition: AVG_BE(UNII)_6E 3m DRH18-E_LE2C04A18EN_250520 VERTICAL : RBW:1000.000kHz VBW:0.560kHz SWT:Auto Freq Level Limit Line Margin Read Level Ant Factor Cable Loss Preamp Factor Aux Factor APos TPos Remark MHz dBuV/m dBuV/m dB dBuV dB/m dB dB dB cm deg 1 7125.48 50.08 68.20 -18.12 34.68 36.70 14.15 36.31 0.86 400 360 Average	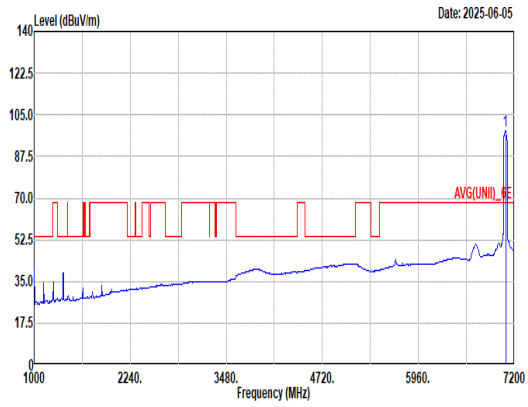 Site : 03CH22-HY Condition: AVG(UNII)_6E 3m DRH18-E_LE2C04A18EN_250520 VERTICAL : RBW:1000.000kHz VBW:0.560kHz SWT:Auto Freq Level Limit Line Margin Read Level Ant Factor Cable Loss Preamp Factor Aux Factor APos TPos Remark MHz dBuV/m dBuV/m dB dBuV dB/m dB dB dB cm deg 1 7085.00 98.42 ------ ------ 83.16 36.60 14.06 36.24 0.84 400 360 Average

Mode	54	
	Harmonic	
	U-NII-8_6.875-7.125_802.11ax HE40_CH227_Full RU_7085MHz	
ANT	1+2	
Pol.	Horizontal	Vertical
Peak Avg	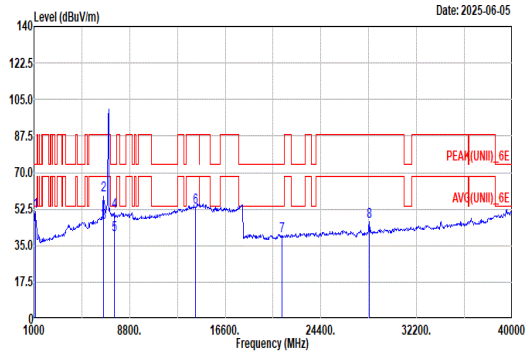 Site : 03CH22-HY Condition: PEAK(UNII)_6E 3m DRH18-E_LE2C04A18EN_250520 HORIZONTAL	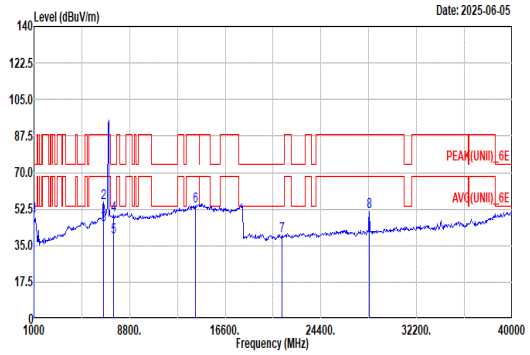 Site : 03CH22-HY Condition: PEAK(UNII)_6E 3m DRH18-E_LE2C04A18EN_250520 VERTICAL

Horizontal:

	Freq	Level	Limit Line	Margin	Read Level	Ant Factor	Cable Loss	Preamp Factor	Aux Factor	APos	TPos	Remark
	MHz	dBuV/m	dBuV/m	dB	dBuV	dB/m	dB	dB	dB	cm	deg	
1	1128.00	51.36	74.00	-22.64	53.27	24.20	5.54	31.94	0.29	--	--	Peak
2	6664.00	58.98	88.20	-29.22	43.67	36.36	13.65	35.53	0.83	100	123	Peak
3	6664.00	46.22	68.20	-21.98	30.91	36.36	13.65	35.53	0.83	100	123	Average
4	7528.00	51.13	74.00	-22.87	35.66	37.13	14.38	36.89	0.85	100	60	Peak
5	7528.00	40.38	54.00	-13.62	24.91	37.13	14.38	36.89	0.85	100	60	Average
6	14170.00	53.38	88.20	-34.82	34.49	42.14	19.72	42.97	0.00	--	--	Peak
7	21255.00	39.75	74.00	-34.25	49.09	38.11	24.38	62.29	-9.54	--	--	Peak
8	28340.00	46.44	88.20	-41.76	49.48	39.78	28.46	61.74	-9.54	--	--	Peak

Vertical:

	Freq	Level	Limit Line	Margin	Read Level	Ant Factor	Cable Loss	Preamp Factor	Aux Factor	APos	TPos	Remark
	MHz	dBuV/m	dBuV/m	dB	dBuV	dB/m	dB	dB	dB	cm	deg	
1	1008.00	49.37	74.00	-24.63	52.50	23.30	5.21	31.94	0.30	--	--	Peak
2	6696.00	55.62	88.20	-32.58	40.19	36.48	13.70	35.58	0.83	100	343	Peak
3	6696.00	44.66	88.20	-43.54	29.23	36.48	13.70	35.58	0.83	100	343	Average
4	7504.00	49.66	74.00	-24.34	34.08	37.28	14.33	36.88	0.85	100	0	Peak
5	7504.00	39.33	54.00	-14.67	23.75	37.28	14.33	36.88	0.85	100	0	Average
6	14170.00	53.82	88.20	-34.38	34.93	42.14	19.72	42.97	0.00	--	--	Peak
7	21255.00	39.53	74.00	-34.47	48.87	38.11	24.38	62.29	-9.54	--	--	Peak
8	28340.00	51.03	88.20	-37.17	54.07	39.78	28.46	61.74	-9.54	--	--	Peak

Mode	54	
	Harmonic	
	U-NII-8_6.875-7.125_802.11ax HE40_CH227_Full RU_7085MHz	
ANT	1+2	
Pol.	Horizontal	Vertical
10.6G ~18G Avg	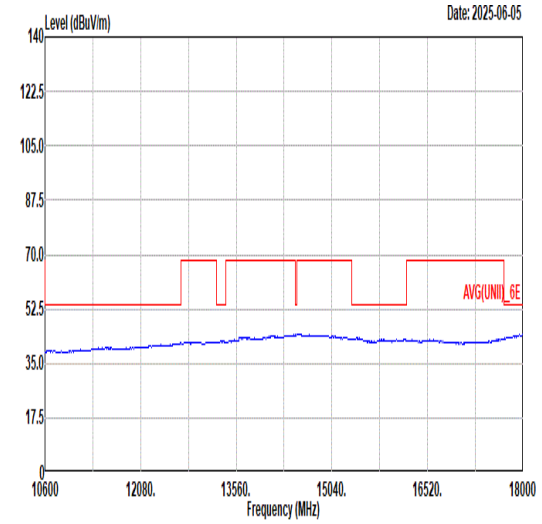 Site : 03CH22-HY Condition: AVG(UNII)_6E 3m DRH18-E_LE2C04A18EN_250520 HORIZONTAL	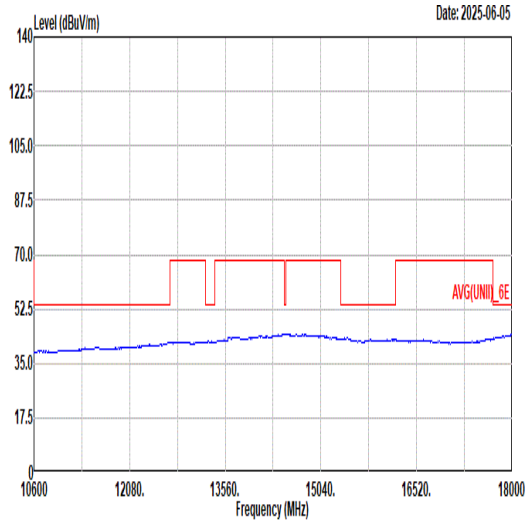 Site : 03CH22-HY Condition: AVG(UNII)_6E 3m DRH18-E_LE2C04A18EN_250520 VERTICAL

Mode	55	
	Band Edge	
	U-NII-8_6.875-7.125_802.11ax HE40_CH227_Partial RU 242/62_7085MHz	
ANT	1+2	
Pol.	Horizontal	Fundamental
Peak	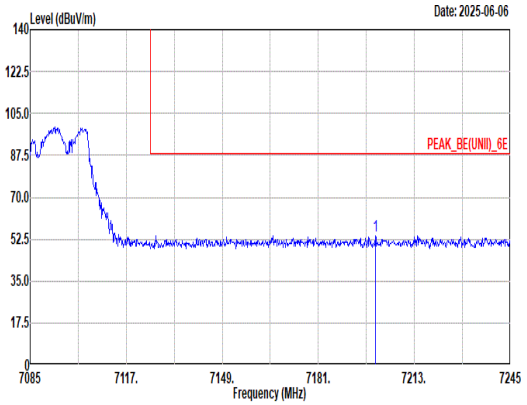 Site : 03CH22-HY Condition: PEAK_BE(UNII)_6E 3m DRH18-E_LE2C04A18EN_250520 HORIZONTAL : RBW:1000.000kHz VBW:3000.000kHz SWT:Auto Freq Level Limit Line Margin Read Level Ant Factor Cable Loss Preamp Factor Aux Factor APos TPos Remark MHz dBuV/m dBuV/m dB dBuV dB/m dB dB dB cm deg 1 7200.04 53.75 88.20 -34.45 38.30 36.70 14.29 36.42 0.88 100 66 Peak	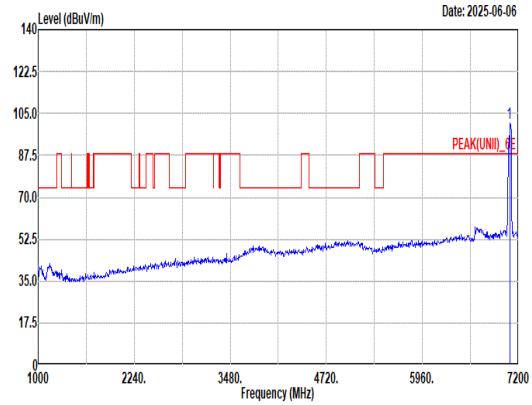 Site : 03CH22-HY Condition: PEAK(UNII)_6E 3m DRH18-E_LE2C04A18EN_250520 HORIZONTAL : RBW:1000.000kHz VBW:3000.000kHz SWT:Auto Freq Level Limit Line Margin Read Level Ant Factor Cable Loss Preamp Factor Aux Factor APos TPos Remark MHz dBuV/m dBuV/m dB dBuV dB/m dB dB dB cm deg 1 7085.00 100.69 ------ ------ 85.32 36.68 14.10 36.26 0.85 100 66 Peak
Avg	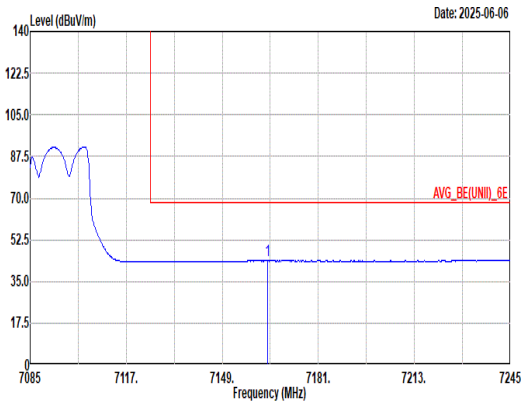 Site : 03CH22-HY Condition: AVG_BE(UNII)_6E 3m DRH18-E_LE2C04A18EN_250520 HORIZONTAL : RBW:1000.000kHz VBW:0.010kHz SWT:Auto Freq Level Limit Line Margin Read Level Ant Factor Cable Loss Preamp Factor Aux Factor APos TPos Remark MHz dBuV/m dBuV/m dB dBuV dB/m dB dB dB cm deg 1 7164.04 43.74 68.20 -24.46 28.32 36.70 14.22 36.37 0.87 100 66 Average	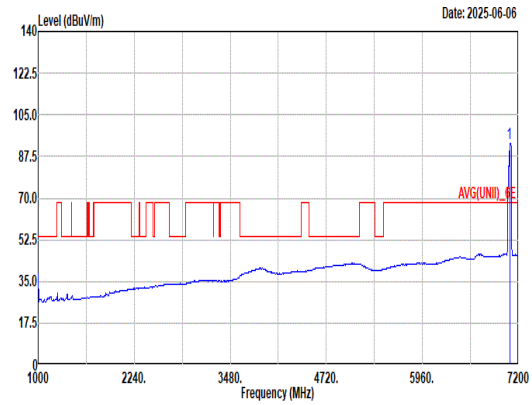 Site : 03CH22-HY Condition: AVG(UNII)_6E 3m DRH18-E_LE2C04A18EN_250520 HORIZONTAL : RBW:1000.000kHz VBW:0.010kHz SWT:Auto Freq Level Limit Line Margin Read Level Ant Factor Cable Loss Preamp Factor Aux Factor APos TPos Remark MHz dBuV/m dBuV/m dB dBuV dB/m dB dB dB cm deg 1 7085.00 93.18 ------ ------ 77.79 36.70 14.11 36.27 0.85 100 66 Average

Mode	55	
	Band Edge	
	U-NII-8_6.875-7.125_802.11ax HE40_CH227_Partial RU 242/62_7085MHz	
ANT	1+2	
Pol.	Vertical	Fundamental
Peak	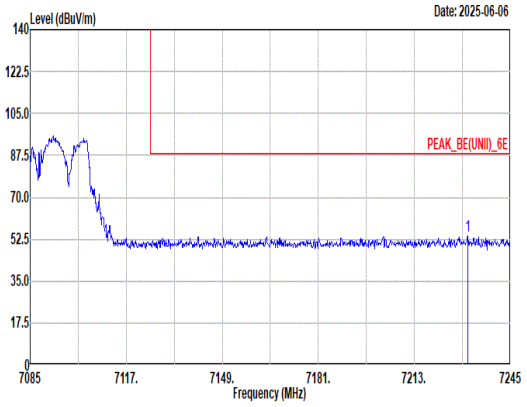 Site : 03CH22-HY Condition: PEAK_BE(UNII)_6E 3m DRH18-E_LE2C04A18EN_250520 VERTICAL : RBW:1000.000kHz VBW:3000.000kHz SWT:Auto Freq Level Limit Line Margin Read Level Ant Factor Cable Loss Preamp Factor Aux Factor APos TPos Remark MHz dBuV/m dBuV/m dB dBuV dB/m dB dB dB cm deg 1 7230.76 54.07 88.20 -34.13 38.50 36.88 14.29 36.47 0.87 100 7 Peak	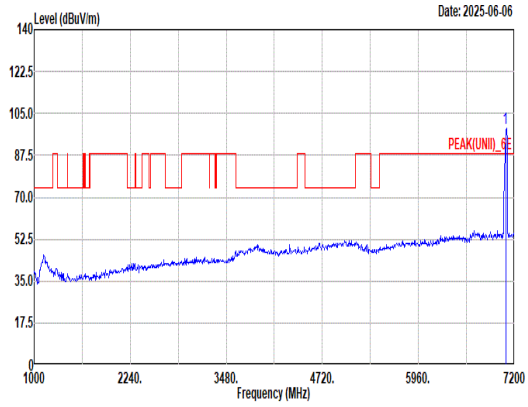 Site : 03CH22-HY Condition: PEAK(UNII)_6E 3m DRH18-E_LE2C04A18EN_250520 VERTICAL : RBW:1000.000kHz VBW:3000.000kHz SWT:Auto Freq Level Limit Line Margin Read Level Ant Factor Cable Loss Preamp Factor Aux Factor APos TPos Remark MHz dBuV/m dBuV/m dB dBuV dB/m dB dB dB cm deg 1 7085.00 98.75 ------ ------ 83.36 36.70 14.11 36.27 0.85 100 7 Peak
Avg	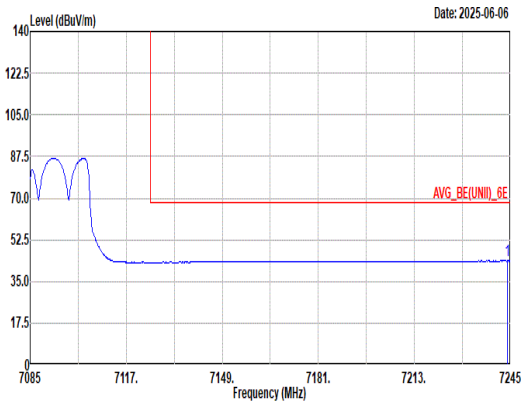 Site : 03CH22-HY Condition: AVG_BE(UNII)_6E 3m DRH18-E_LE2C04A18EN_250520 VERTICAL : RBW:1000.000kHz VBW:0.010kHz SWT:Auto Freq Level Limit Line Margin Read Level Ant Factor Cable Loss Preamp Factor Aux Factor APos TPos Remark MHz dBuV/m dBuV/m dB dBuV dB/m dB dB dB cm deg 1 7244.04 43.65 68.20 -24.55 28.02 36.96 14.29 36.49 0.87 100 7 Average	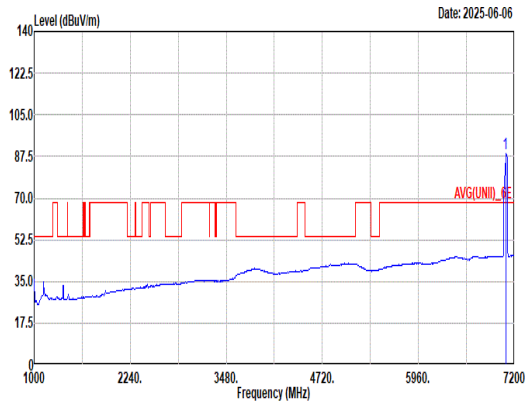 Site : 03CH22-HY Condition: AVG(UNII)_6E 3m DRH18-E_LE2C04A18EN_250520 VERTICAL : RBW:1000.000kHz VBW:0.010kHz SWT:Auto Freq Level Limit Line Margin Read Level Ant Factor Cable Loss Preamp Factor Aux Factor APos TPos Remark MHz dBuV/m dBuV/m dB dBuV dB/m dB dB dB cm deg 1 7085.00 88.66 ------ ------ 73.29 36.68 14.10 36.26 0.85 100 7 Average

Mode	56	
	Harmonic	
	U-NII-8_6.875-7.125_802.11ax HE80_CH199_Full RU_6945MHz	
ANT	1+2	
Pol.	Horizontal	Vertical
Peak Avg	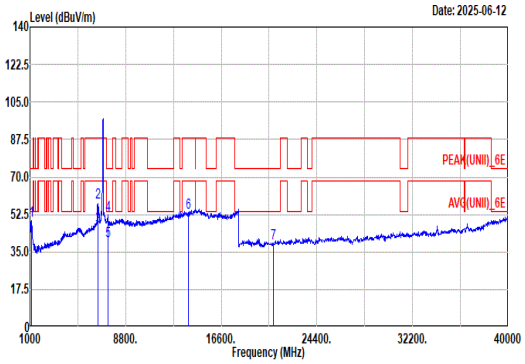 Site : 03CH22-HY Condition: PEAK(UNII)_6E 1m SHF_1225_240624 HORIZONTAL Freq Level Limit Line Margin Read Level Ant Factor Cable Loss Preamp Factor Aux Factor APos TPos Remark MHz dBuV/m dBuV/m dB dBuV dB/m dB dB dB cm deg 1 1128.00 49.40 74.00 -24.60 51.31 24.20 5.54 31.94 0.29 -- -- Peak 2 6528.00 58.12 88.20 -30.08 43.07 36.06 13.44 35.29 0.84 100 116 Peak 3 6528.00 46.81 68.20 -21.39 31.76 36.06 13.44 35.29 0.84 100 116 Average 4 7336.00 52.15 74.00 -21.85 36.45 37.20 14.28 36.63 0.85 100 100 Peak 5 7336.00 40.28 54.00 -13.72 24.58 37.20 14.28 36.63 0.85 100 100 Average 6 13890.00 53.20 88.20 -35.00 34.68 41.66 19.50 42.64 0.00 -- -- Peak 7 20835.00 39.01 74.00 -34.99 49.34 38.20 24.14 63.13 -9.54 -- -- Peak	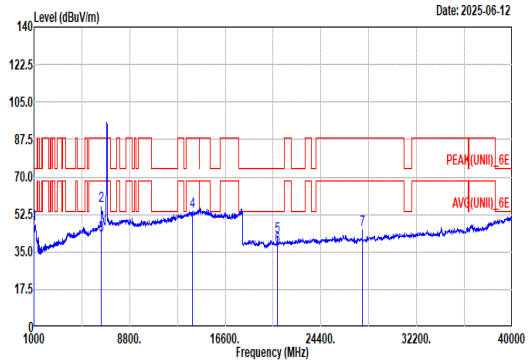 Site : 03CH22-HY Condition: PEAK(UNII)_6E 1m SHF_1225_240624 VERTICAL Freq Level Limit Line Margin Read Level Ant Factor Cable Loss Preamp Factor Aux Factor APos TPos Remark MHz dBuV/m dBuV/m dB dBuV dB/m dB dB dB cm deg 1 1008.00 47.85 74.00 -26.15 50.98 23.30 5.21 31.94 0.30 -- -- Peak 2 6504.00 56.55 88.20 -31.65 41.54 36.01 13.41 35.25 0.84 102 360 Peak 3 6504.00 42.73 68.20 -25.47 27.72 36.01 13.41 35.25 0.84 102 360 Average 4 13890.00 53.79 88.20 -34.41 35.27 41.66 19.50 42.64 0.00 -- -- Peak 5 20835.00 42.15 74.00 -31.85 52.48 38.20 24.14 63.13 -9.54 171 0 Peak 6 20835.00 37.64 54.00 -16.36 47.97 38.20 24.14 63.13 -9.54 171 0 Average 7 27790.00 45.67 88.20 -42.53 49.12 39.42 28.19 61.52 -9.54 -- -- Peak

Mode	56	
	Harmonic	
	U-NII-8_6.875-7.125_802.11ax HE80_CH199_Full RU_6945MHz	
ANT	1+2	
Pol.	Horizontal	Vertical
10.6G ~18G Avg	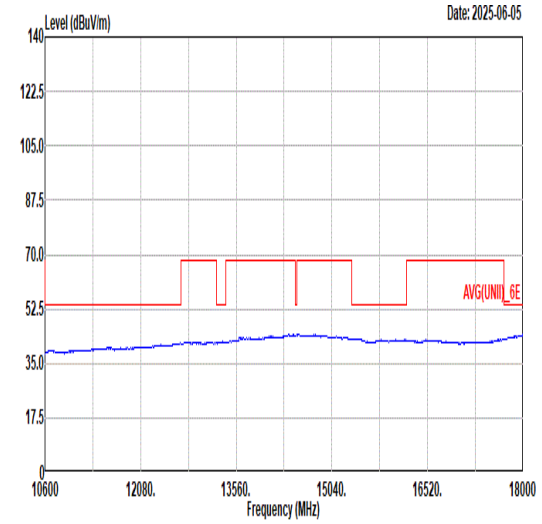 Site : 03CH22-HY Condition: AVG(UNII)_6E 3m DRH18-E_LE2C04A18EN_250520 HORIZONTAL	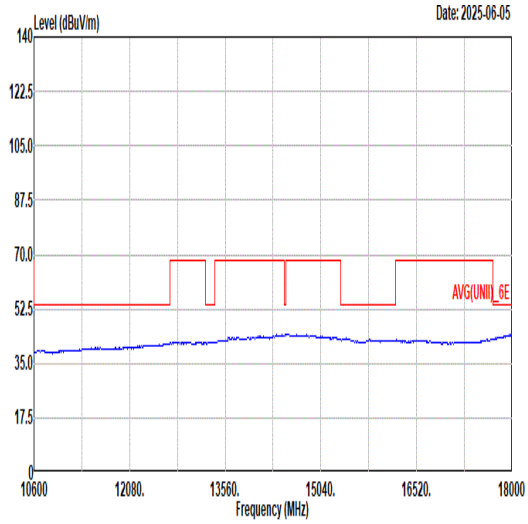 Site : 03CH22-HY Condition: AVG(UNII)_6E 3m DRH18-E_LE2C04A18EN_250520 VERTICAL

Mode	57	
	Band Edge	
	U-NII-8_6.875-7.125_802.11ax HE80_CH215_Full RU_7025MHz	
ANT	1+2	
Pol.	Horizontal	Fundamental
Peak	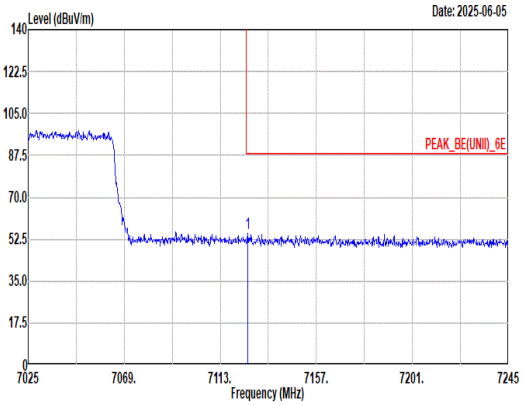 Site : 03CH22-HY Condition: PEAK_BE(UNII)_6E 3m DRH18-E_LE2C04A18EN_250520 HORIZONTAL : RBW:1000.000kHz VBW:3000.000kHz SWT:Auto Freq Level Limit Line Margin Read Level Ant Factor Cable Loss Preamp Factor Aux Factor APos TPos Remark MHz dBuV/m dBuV/m dB dBuV dB/m dB dB dB cm deg 1 7125.54 54.77 88.20 -33.43 39.37 36.70 14.15 36.31 0.86 100 57 Peak	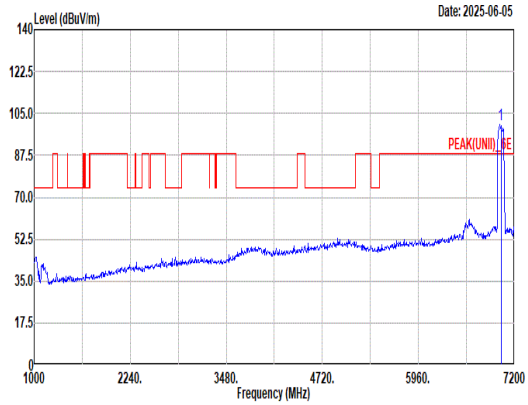 Site : 03CH22-HY Condition: PEAK(UNII)_6E 3m DRH18-E_LE2C04A18EN_250520 HORIZONTAL : RBW:1000.000kHz VBW:3000.000kHz SWT:Auto Freq Level Limit Line Margin Read Level Ant Factor Cable Loss Preamp Factor Aux Factor APos TPos Remark MHz dBuV/m dBuV/m dB dBuV dB/m dB dB dB cm deg 1 7025.00 100.15 ------ ------ 85.03 36.50 13.93 36.13 0.82 100 57 Peak
Avg	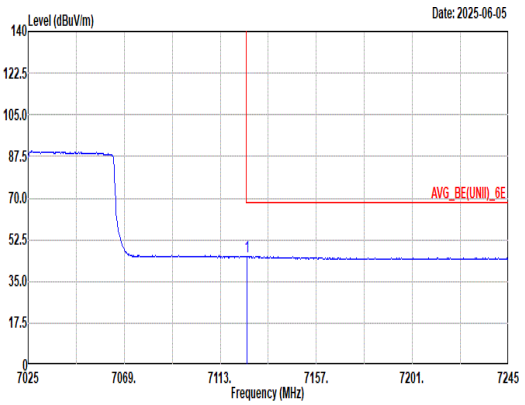 Site : 03CH22-HY Condition: AVG_BE(UNII)_6E 3m DRH18-E_LE2C04A18EN_250520 HORIZONTAL : RBW:1000.000kHz VBW:1.100kHz SWT:Auto Freq Level Limit Line Margin Read Level Ant Factor Cable Loss Preamp Factor Aux Factor APos TPos Remark MHz dBuV/m dBuV/m dB dBuV dB/m dB dB dB cm deg 1 7125.32 45.49 68.20 -22.71 30.09 36.70 14.15 36.31 0.86 100 57 Average	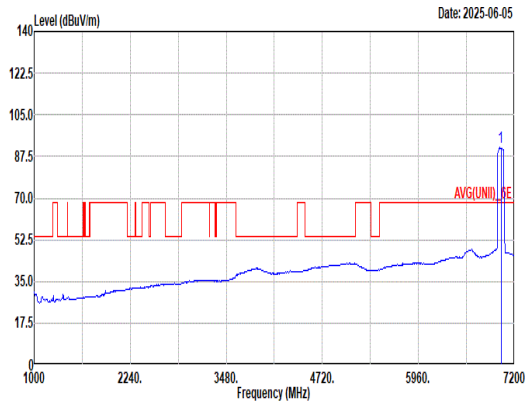 Site : 03CH22-HY Condition: AVG(UNII)_6E 3m DRH18-E_LE2C04A18EN_250520 HORIZONTAL : RBW:1000.000kHz VBW:1.100kHz SWT:Auto Freq Level Limit Line Margin Read Level Ant Factor Cable Loss Preamp Factor Aux Factor APos TPos Remark MHz dBuV/m dBuV/m dB dBuV dB/m dB dB dB cm deg 1 7025.00 91.23 ------ ------ 76.10 36.50 13.95 36.14 0.82 100 57 Average

Mode	57	
	Band Edge	
	U-NII-8_6.875-7.125_802.11ax HE80_CH215_Full RU_7025MHz	
ANT	1+2	
Pol.	Vertical	Fundamental
Peak	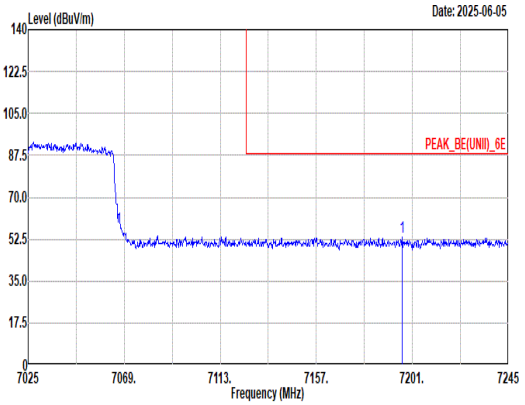 Site : 03CH22-HY Condition: PEAK_BE(UNII)_6E 3m DRH18-E_LE2C04A18EN_250520 VERTICAL : RBW:1000.000kHz VBW:3000.000kHz SWT:Auto Freq Level Limit Line Margin Read Level Ant Factor Cable Loss Preamp Factor Aux Factor APos TPos Remark 1 7196.16 53.15 88.20 -35.05 37.71 36.70 14.28 36.42 0.88 106 4 Peak	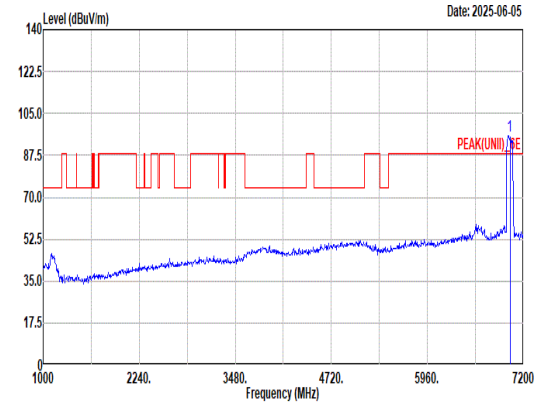 Site : 03CH22-HY Condition: PEAK(UNII)_6E 3m DRH18-E_LE2C04A18EN_250520 VERTICAL : RBW:1000.000kHz VBW:3000.000kHz SWT:Auto Freq Level Limit Line Margin Read Level Ant Factor Cable Loss Preamp Factor Aux Factor APos TPos Remark 1 7025.00 95.55 ------ ------ 80.42 36.50 13.95 36.14 0.82 106 4 Peak
Avg	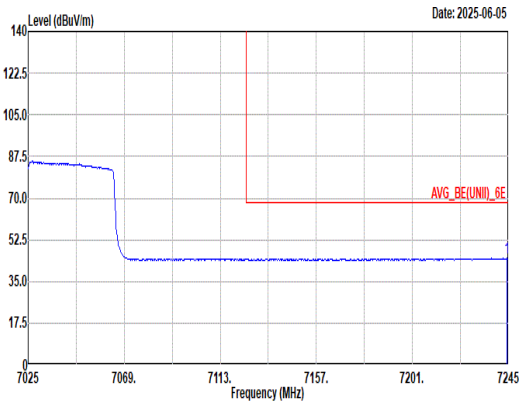 Site : 03CH22-HY Condition: AVG_BE(UNII)_6E 3m DRH18-E_LE2C04A18EN_250520 VERTICAL : RBW:1000.000kHz VBW:1.100kHz SWT:Auto Freq Level Limit Line Margin Read Level Ant Factor Cable Loss Preamp Factor Aux Factor APos TPos Remark 1 7244.34 44.78 68.20 -23.42 29.14 36.97 14.29 36.49 0.87 106 4 Average	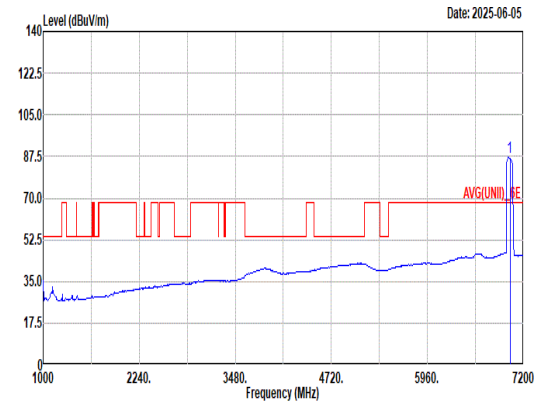 Site : 03CH22-HY Condition: AVG(UNII)_6E 3m DRH18-E_LE2C04A18EN_250520 VERTICAL : RBW:1000.000kHz VBW:1.100kHz SWT:Auto Freq Level Limit Line Margin Read Level Ant Factor Cable Loss Preamp Factor Aux Factor APos TPos Remark 1 7025.00 87.35 ------ ------ 72.23 36.50 13.93 36.13 0.82 106 4 Average

Mode	57	
	Harmonic	
	U-NII-8_6.875-7.125_802.11ax HE80_CH215_Full RU_7025MHz	
ANT	1+2	
Pol.	Horizontal	Vertical
Peak Avg	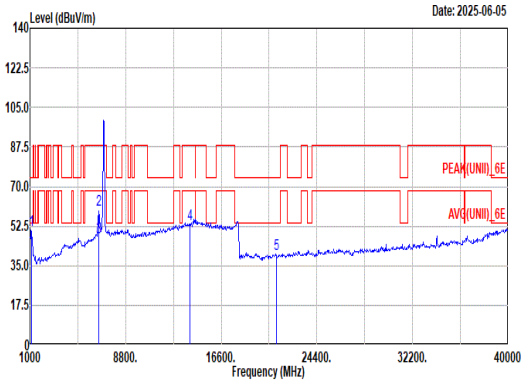 Site : 03CH22-HY Condition: PEAK(UNII)_6E 3m DRH18-E_LE2C04A18EN_250520 HORIZONTAL	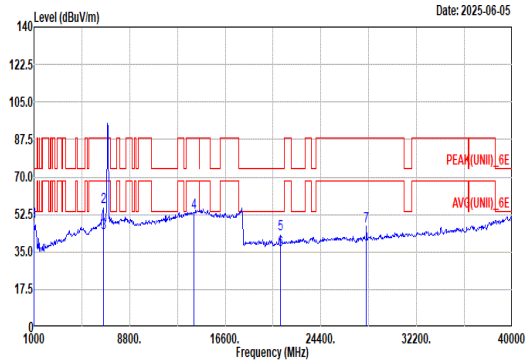 Site : 03CH22-HY Condition: PEAK(UNII)_6E 3m DRH18-E_LE2C04A18EN_250520 VERTICAL

Horizontal:

	Freq	Level	Limit Line	Margin	Read Level	Ant Factor	Cable Loss	Preamp Factor	Aux Factor	APos	TPos	Remark
	MHz	dBuV/m	dBuV/m	dB	dBuV	dB/m	dB	dB	dB	cm	deg	
1	1104.00	50.63	74.00	-23.37	53.03	23.78	5.47	31.94	0.29	--	--	Peak
2	6632.00	59.47	88.20	-28.73	44.24	36.26	13.60	35.47	0.84	100	120	Peak
3	6632.00	47.61	68.20	-20.59	32.38	36.26	13.60	35.47	0.84	100	120	Average
4	14050.00	53.34	88.20	-34.86	34.59	42.00	19.57	42.82	0.00	--	--	Peak
5	21075.00	39.96	74.00	-34.04	49.80	38.20	24.22	62.72	-9.54	--	--	Peak

Vertical:

	Freq	Level	Limit Line	Margin	Read Level	Ant Factor	Cable Loss	Preamp Factor	Aux Factor	APos	TPos	Remark
	MHz	dBuV/m	dBuV/m	dB	dBuV	dB/m	dB	dB	dB	cm	deg	
1	1008.00	48.90	74.00	-25.10	52.03	23.30	5.21	31.94	0.30	--	--	Peak
2	6664.00	56.04	88.20	-32.16	40.73	36.36	13.65	35.53	0.83	100	343	Peak
3	6664.00	43.78	68.20	-24.42	28.47	36.36	13.65	35.53	0.83	100	343	Average
4	14050.00	53.37	88.20	-34.83	34.62	42.00	19.57	42.82	0.00	--	--	Peak
5	21075.00	43.27	74.00	-30.73	53.11	38.20	24.22	62.72	-9.54	171	352	Peak
6	21075.00	35.99	54.00	-18.01	45.83	38.20	24.22	62.72	-9.54	171	352	Average
7	28120.00	46.88	88.20	-41.32	49.97	39.74	28.36	61.65	-9.54	--	--	Peak

Mode	57	
	Harmonic	
	U-NII-8_6.875-7.125_802.11ax HE80_CH215_Full RU_7025MHz	
ANT	1+2	
Pol.	Horizontal	Vertical
10.6G ~18G Avg	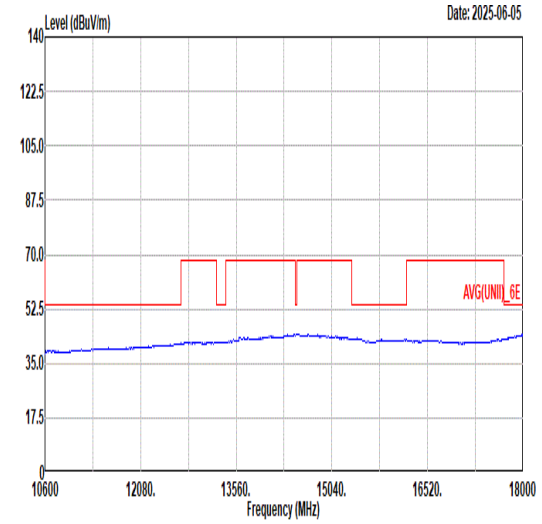 Site : 03CH22-HY Condition: AVG(UNII)_6E 3m DRH18-E_LE2C04A18EN_250520 HORIZONTAL	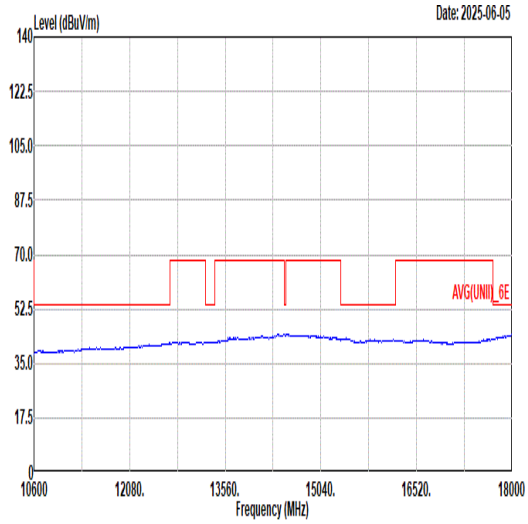 Site : 03CH22-HY Condition: AVG(UNII)_6E 3m DRH18-E_LE2C04A18EN_250520 VERTICAL

Mode	58	
	Band Edge	
	U-NII-8_6.875-7.125_802.11ax HE80_CH215_Partial RU 484/66_7025MHz	
ANT	1+2	
Pol.	Horizontal	Fundamental
Peak	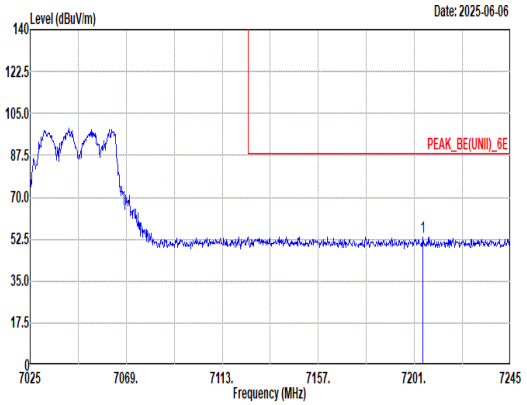 Site : 03CH22-HY Condition: PEAK_BE(UNII)_6E 3m DRH18-E_LE2C04A18EN_250520 HORIZONTAL : RBW:1000.000kHz VBW:3000.000kHz SWT:Auto Freq Level Limit Line Margin Read Level Ant Factor Cable Loss Preamp Factor Aux Factor APos TPos Remark MHz dBuV/m dBuV/m dB dBuV dB/m dB dB dB cm deg 1 7204.96 53.60 88.20 -34.60 38.13 36.73 14.29 36.43 0.88 100 65 Peak	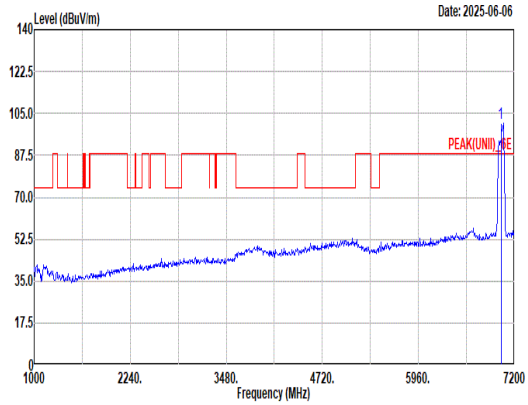 Site : 03CH22-HY Condition: PEAK(UNII)_6E 3m DRH18-E_LE2C04A18EN_250520 HORIZONTAL : RBW:1000.000kHz VBW:3000.000kHz SWT:Auto Freq Level Limit Line Margin Read Level Ant Factor Cable Loss Preamp Factor Aux Factor APos TPos Remark MHz dBuV/m dBuV/m dB dBuV dB/m dB dB dB cm deg 1 7025.00 100.81 ------ ------ 85.60 36.55 14.04 36.22 0.84 100 65 Peak
Avg	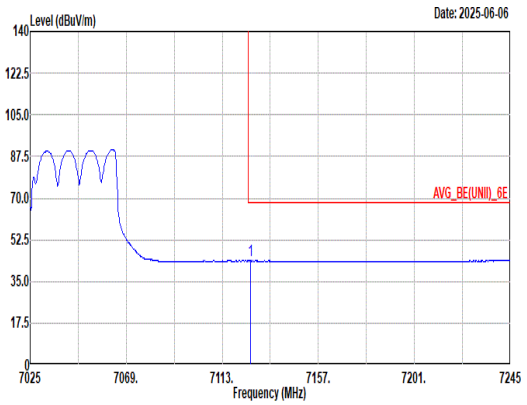 Site : 03CH22-HY Condition: AVG_BE(UNII)_6E 3m DRH18-E_LE2C04A18EN_250520 HORIZONTAL : RBW:1000.000kHz VBW:0.010kHz SWT:Auto Freq Level Limit Line Margin Read Level Ant Factor Cable Loss Preamp Factor Aux Factor APos TPos Remark MHz dBuV/m dBuV/m dB dBuV dB/m dB dB dB cm deg 1 7125.98 43.72 68.20 -24.48 28.32 36.70 14.15 36.31 0.86 100 65 Average	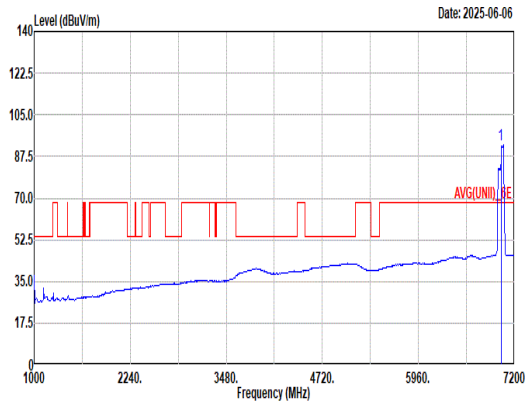 Site : 03CH22-HY Condition: AVG(UNII)_6E 3m DRH18-E_LE2C04A18EN_250520 HORIZONTAL : RBW:1000.000kHz VBW:0.010kHz SWT:Auto Freq Level Limit Line Margin Read Level Ant Factor Cable Loss Preamp Factor Aux Factor APos TPos Remark MHz dBuV/m dBuV/m dB dBuV dB/m dB dB dB cm deg 1 7025.00 92.22 ------ ------ 77.01 36.55 14.04 36.22 0.84 100 65 Average

Mode	58	
	Band Edge	
	U-NII-8_6.875-7.125_802.11ax HE80_CH215_Partial RU 484/66_7025MHz	
ANT	1+2	
Pol.	Vertical	Fundamental
Peak	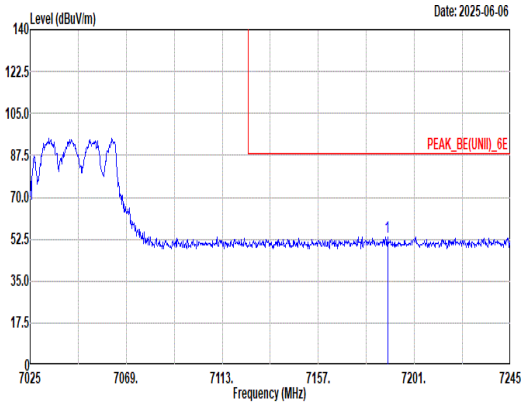 Site : 03CH22-HY Condition: PEAK_BE(UNII)_6E 3m DRH18-E_LE2C04A18EN_250520 VERTICAL : RBW:1000.000kHz VBW:3000.000kHz SWT:Auto Freq Level Limit Line Margin Read Level Ant Factor Cable Loss Preamp Factor Aux Factor APos TPos Remark MHz dBuV/m dBuV/m dB dBuV dB/m dB dB dB cm deg 1 7188.68 53.57 88.20 -34.63 38.13 36.70 14.27 36.41 0.88 101 4 Peak	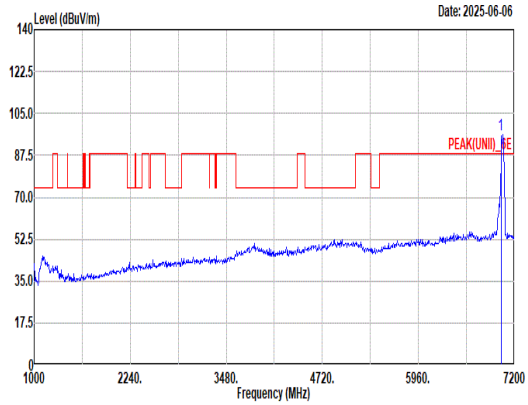 Site : 03CH22-HY Condition: PEAK(UNII)_6E 3m DRH18-E_LE2C04A18EN_250520 VERTICAL : RBW:1000.000kHz VBW:3000.000kHz SWT:Auto Freq Level Limit Line Margin Read Level Ant Factor Cable Loss Preamp Factor Aux Factor APos TPos Remark MHz dBuV/m dBuV/m dB dBuV dB/m dB dB dB cm deg 1 7025.00 96.19 ------ ------ 81.05 36.50 14.00 36.19 0.83 101 4 Peak
Avg	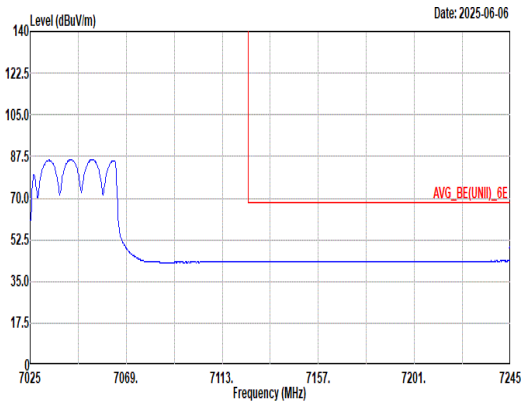 Site : 03CH22-HY Condition: AVG_BE(UNII)_6E 3m DRH18-E_LE2C04A18EN_250520 VERTICAL : RBW:1000.000kHz VBW:0.010kHz SWT:Auto Freq Level Limit Line Margin Read Level Ant Factor Cable Loss Preamp Factor Aux Factor APos TPos Remark MHz dBuV/m dBuV/m dB dBuV dB/m dB dB dB cm deg 1 7245.00 43.67 68.20 -24.53 28.03 36.97 14.29 36.49 0.87 101 4 Average	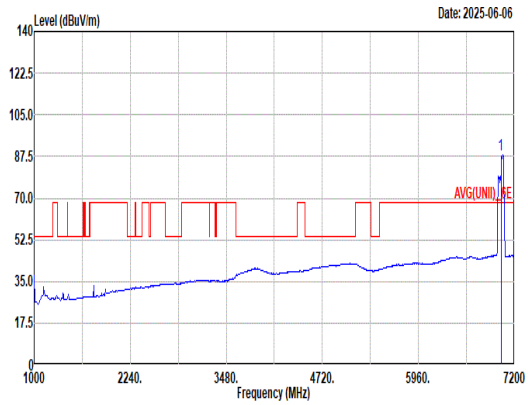 Site : 03CH22-HY Condition: AVG(UNII)_6E 3m DRH18-E_LE2C04A18EN_250520 VERTICAL : RBW:1000.000kHz VBW:0.010kHz SWT:Auto Freq Level Limit Line Margin Read Level Ant Factor Cable Loss Preamp Factor Aux Factor APos TPos Remark MHz dBuV/m dBuV/m dB dBuV dB/m dB dB dB cm deg 1 7025.00 88.24 ------ ------ 73.10 36.50 14.00 36.19 0.83 101 4 Average

Mode	59	
	Band Edge	
	U-NII-8_6.875-7.125_802.11ax HE160_CH207_Full RU_6985MHz	
ANT	1+2	
Pol.	Horizontal	Fundamental
Peak	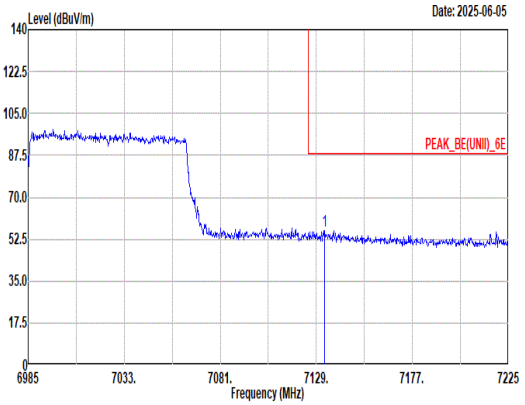 Site : 03CH22-HY Condition: PEAK_BE(UNII)_6E 3m DRH18-E_LE2C04A18EN_250520 HORIZONTAL : RBW:1000.000kHz VBW:3000.000kHz SWT:Auto Freq Level Limit Line Margin Read Level Ant Factor Cable Loss Preamp Factor Aux Factor APos TPos Remark MHz dBuV/m dBuV/m dB dBuV dB/m dB dB dB cm deg 1 7133.08 56.12 88.20 -32.08 40.71 36.70 14.17 36.32 0.86 100 59 Peak	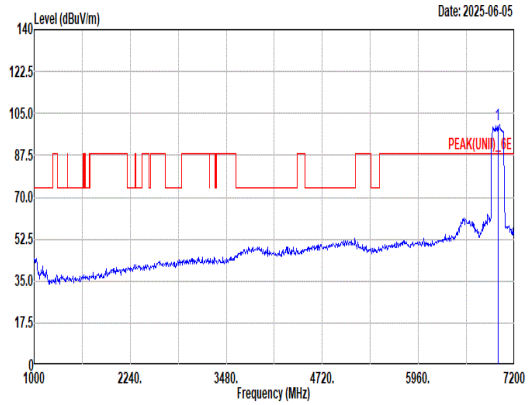 Site : 03CH22-HY Condition: PEAK(UNII)_6E 3m DRH18-E_LE2C04A18EN_250520 HORIZONTAL : RBW:1000.000kHz VBW:3000.000kHz SWT:Auto Freq Level Limit Line Margin Read Level Ant Factor Cable Loss Preamp Factor Aux Factor APos TPos Remark MHz dBuV/m dBuV/m dB dBuV dB/m dB dB dB cm deg 1 6985.00 100.15 ------ ------ 85.02 36.50 13.95 36.14 0.82 100 59 Peak
Avg	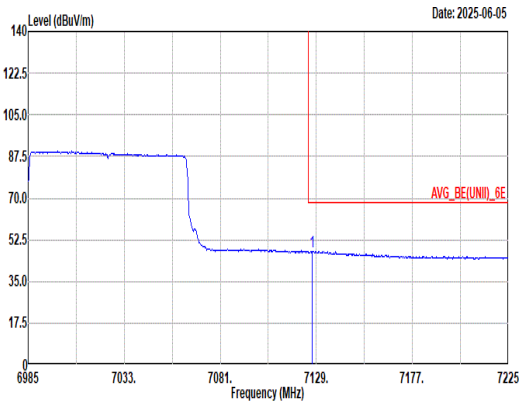 Site : 03CH22-HY Condition: AVG_BE(UNII)_6E 3m DRH18-E_LE2C04A18EN_250520 HORIZONTAL : RBW:1000.000kHz VBW:2.000kHz SWT:Auto Freq Level Limit Line Margin Read Level Ant Factor Cable Loss Preamp Factor Aux Factor APos TPos Remark MHz dBuV/m dBuV/m dB dBuV dB/m dB dB dB cm deg 1 7127.08 47.76 68.20 -20.44 32.35 36.70 14.16 36.31 0.86 100 59 Average	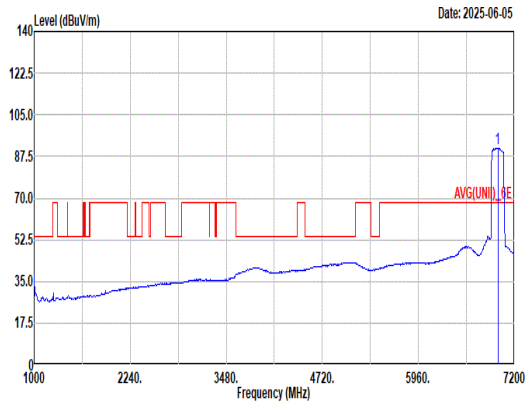 Site : 03CH22-HY Condition: AVG(UNII)_6E 3m DRH18-E_LE2C04A18EN_250520 HORIZONTAL : RBW:1000.000kHz VBW:2.000kHz SWT:Auto Freq Level Limit Line Margin Read Level Ant Factor Cable Loss Preamp Factor Aux Factor APos TPos Remark MHz dBuV/m dBuV/m dB dBuV dB/m dB dB dB cm deg 1 6985.00 90.88 ------ ------ 75.68 36.55 13.91 36.08 0.82 100 59 Average

Mode	59	
	Band Edge	
	U-NII-8_6.875-7.125_802.11ax HE160_CH207_Full RU_6985MHz	
ANT	1+2	
Pol.	Vertical	Fundamental
Peak	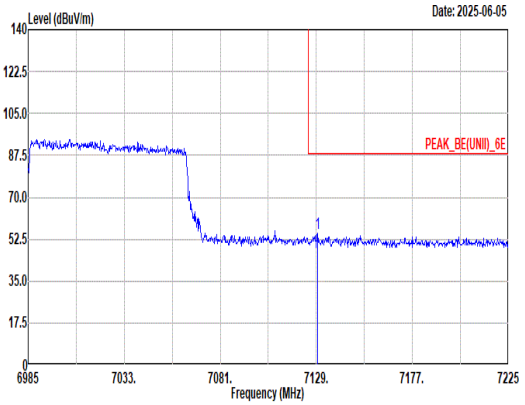 Site : 03CH22-HY Condition: PEAK_BE(UNII)_6E 3m DRH18-E_LE2C04A18EN_250520 VERTICAL : RBW:1000.000kHz VBW:3000.000kHz SWT:Auto Freq Level Limit Line Margin Read Level Ant Factor Cable Loss Preamp Factor Aux Factor APos TPos Remark MHz dBuV/m dBuV/m dB dBuV dB/m dB dB dB cm deg 1 7129.48 54.95 88.20 -33.25 39.55 36.70 14.16 36.32 0.86 100 3 Peak	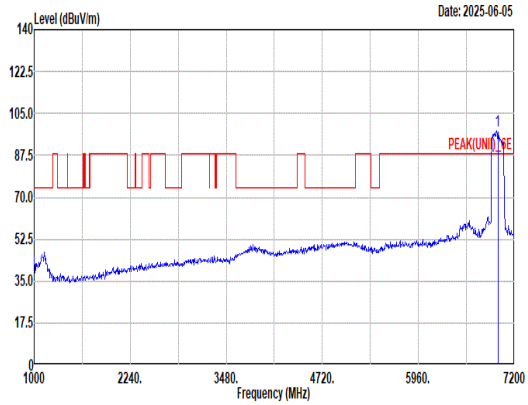 Site : 03CH22-HY Condition: PEAK(UNII)_6E 3m DRH18-E_LE2C04A18EN_250520 VERTICAL : RBW:1000.000kHz VBW:3000.000kHz SWT:Auto Freq Level Limit Line Margin Read Level Ant Factor Cable Loss Preamp Factor Aux Factor APos TPos Remark MHz dBuV/m dBuV/m dB dBuV dB/m dB dB dB cm deg 1 6985.00 97.57 ------ ------ 82.35 36.56 13.91 36.07 0.82 100 3 Peak
Avg	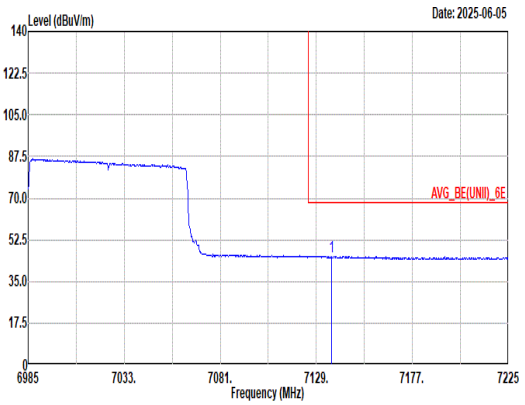 Site : 03CH22-HY Condition: AVG_BE(UNII)_6E 3m DRH18-E_LE2C04A18EN_250520 VERTICAL : RBW:1000.000kHz VBW:2.000kHz SWT:Auto Freq Level Limit Line Margin Read Level Ant Factor Cable Loss Preamp Factor Aux Factor APos TPos Remark MHz dBuV/m dBuV/m dB dBuV dB/m dB dB dB cm deg 1 7136.44 45.69 68.20 -22.51 30.29 36.70 14.17 36.33 0.86 100 3 Average	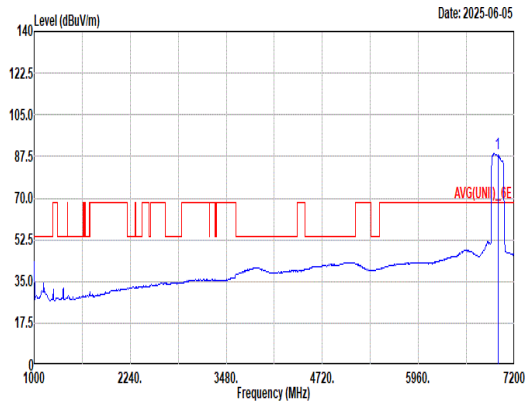 Site : 03CH22-HY Condition: AVG(UNII)_6E 3m DRH18-E_LE2C04A18EN_250520 VERTICAL : RBW:1000.000kHz VBW:2.000kHz SWT:Auto Freq Level Limit Line Margin Read Level Ant Factor Cable Loss Preamp Factor Aux Factor APos TPos Remark MHz dBuV/m dBuV/m dB dBuV dB/m dB dB dB cm deg 1 6985.00 88.74 ------ ------ 73.36 36.65 13.90 35.99 0.82 100 3 Average

Mode	59	
	Harmonic	
	U-NII-8_6.875-7.125_802.11ax HE160_CH207_Full RU_6985MHz	
ANT	1+2	
Pol.	Horizontal	Vertical
Peak Avg	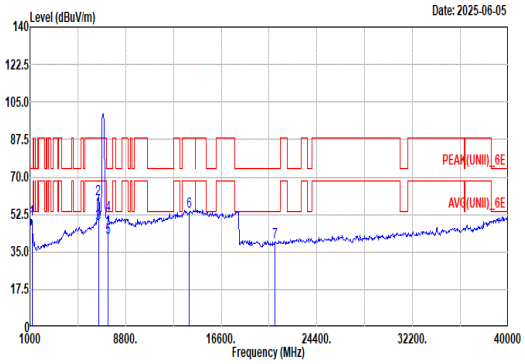 Site : 03CH22-HY Condition: PEAK(UNII)_6E 3m DRH18-E_LE2C04A18EN_250520 HORIZONTAL	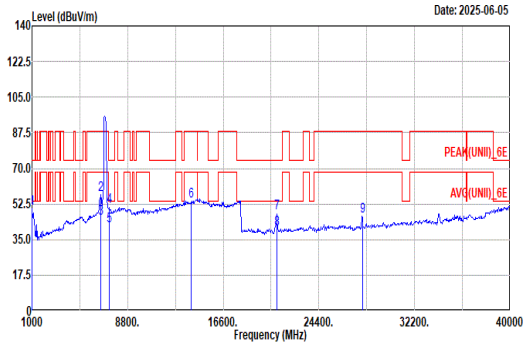 Site : 03CH22-HY Condition: PEAK(UNII)_6E 3m DRH18-E_LE2C04A18EN_250520 VERTICAL

Horizontal:

	Freq	Level	Limit Line	Margin	Read Level	Ant Factor	Cable Loss	Preamp Factor	Aux Factor	APos	TPos	Remark
	MHz	dBuV/m	dBuV/m	dB	dBuV	dB/m	dB	dB	dB	cm	deg	
1	1160.00	50.19	74.00	-23.81	52.02	24.20	5.62	31.94	0.29	--	--	Peak
2	6576.00	59.92	88.20	-28.28	44.79	36.15	13.51	35.37	0.84	100	123	Peak
3	6576.00	48.25	68.20	-19.95	33.12	36.15	13.51	35.37	0.84	100	123	Average
4	7392.00	52.40	74.00	-21.60	36.88	37.12	14.28	36.72	0.84	100	56	Peak
5	7392.00	41.62	54.00	-12.38	26.10	37.12	14.28	36.72	0.84	100	56	Average
6	13970.00	53.85	88.20	-34.35	35.24	41.84	19.50	42.73	0.00	--	--	Peak
7	20955.00	39.80	74.00	-34.20	49.85	38.30	24.15	62.96	-9.54	--	--	Peak

Vertical:

	Freq	Level	Limit Line	Margin	Read Level	Ant Factor	Cable Loss	Preamp Factor	Aux Factor	APos	TPos	Remark
	MHz	dBuV/m	dBuV/m	dB	dBuV	dB/m	dB	dB	dB	cm	deg	
1	1000.00	50.27	74.00	-23.73	53.42	23.30	5.19	31.94	0.30	--	--	Peak
2	6608.00	57.27	88.20	-30.93	42.08	36.22	13.56	35.43	0.84	100	343	Peak
3	6608.00	45.43	68.20	-22.77	30.24	36.22	13.56	35.43	0.84	100	343	Average
4	7328.00	51.37	74.00	-22.63	35.66	37.20	14.28	36.62	0.85	100	0	Peak
5	7328.00	41.82	54.00	-12.18	26.11	37.20	14.28	36.62	0.85	100	0	Average
6	13970.00	53.75	88.20	-34.45	35.14	41.84	19.50	42.73	0.00	--	--	Peak
7	20955.00	48.30	74.00	-25.70	58.35	38.30	24.15	62.96	-9.54	171	352	Peak
8	20955.00	40.32	54.00	-13.68	50.37	38.30	24.15	62.96	-9.54	171	352	Average
9	27940.00	46.55	88.20	-41.65	49.74	39.66	28.27	61.58	-9.54	--	--	Peak

Mode	59	
	Harmonic	
	U-NII-8_6.875-7.125_802.11ax HE160_CH207_Full RU_6985MHz	
ANT	1+2	
Pol.	Horizontal	Vertical
10.6G ~18G Avg	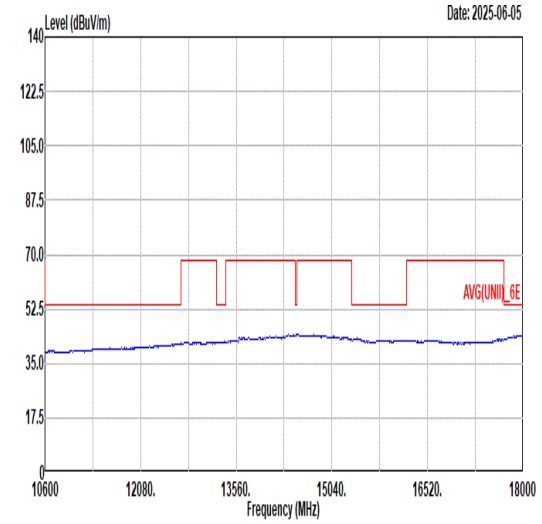 Site : 03CH22-HY Condition: AVG(UNII)_6E 3m DRH18-E_LE2C04A18EN_250520 HORIZONTAL	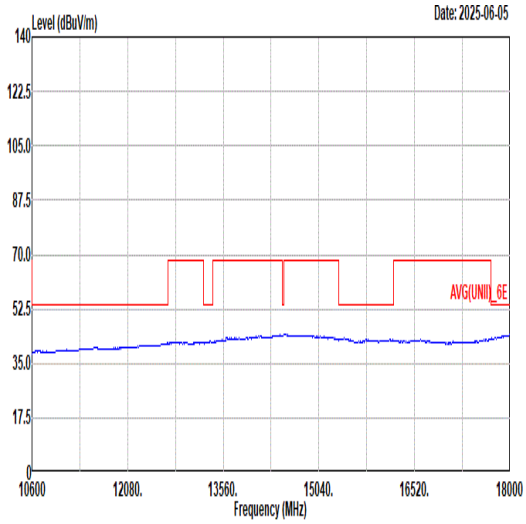 Site : 03CH22-HY Condition: AVG(UNII)_6E 3m DRH18-E_LE2C04A18EN_250520 VERTICAL

Mode	60	
	Band Edge	
	U-NII-8_6.875-7.125_802.11ax HE160_CH207_Partial RU 996/68_6985MHz	
ANT	1+2	
Pol.	Horizontal	Fundamental
Peak	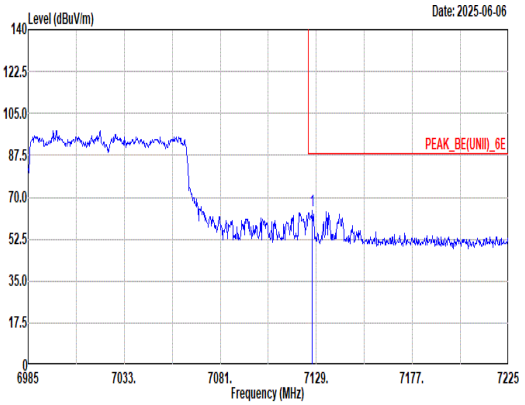 Site : 03CH22-HY Condition: PEAK_BE(UNII)_6E 3m DRH18-E_LE2C04A18EN_250520 HORIZONTAL : RBW:1000.000kHz VBW:3000.000kHz SWT:Auto Freq Level Limit Line Margin Read Level Ant Factor Cable Loss Preamp Factor Aux Factor APos TPos Remark MHz dBuV/m dBuV/m dB dBuV dB/m dB dB dB cm deg 1 7127.08 64.31 88.20 -23.89 48.90 36.70 14.16 36.31 0.86 100 104 Peak	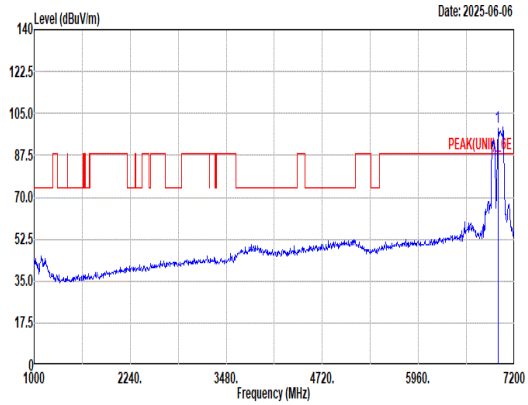 Site : 03CH22-HY Condition: PEAK(UNII)_6E 3m DRH18-E_LE2C04A18EN_250520 HORIZONTAL : RBW:1000.000kHz VBW:3000.000kHz SWT:Auto Freq Level Limit Line Margin Read Level Ant Factor Cable Loss Preamp Factor Aux Factor APos TPos Remark MHz dBuV/m dBuV/m dB dBuV dB/m dB dB dB cm deg 1 6985.00 99.14 ------ ------ 83.99 36.50 14.01 36.20 0.84 100 104 Peak
Avg	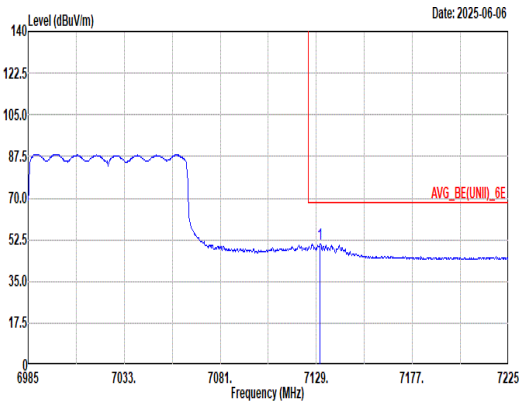 Site : 03CH22-HY Condition: AVG_BE(UNII)_6E 3m DRH18-E_LE2C04A18EN_250520 HORIZONTAL : RBW:1000.000kHz VBW:1.500kHz SWT:Auto Freq Level Limit Line Margin Read Level Ant Factor Cable Loss Preamp Factor Aux Factor APos TPos Remark MHz dBuV/m dBuV/m dB dBuV dB/m dB dB dB cm deg 1 7130.92 50.86 68.20 -17.34 35.46 36.70 14.16 36.32 0.86 100 104 Average	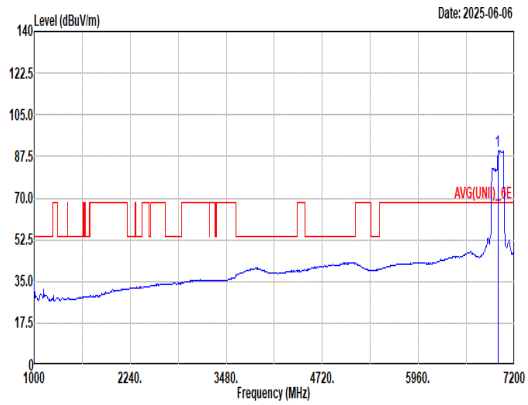 Site : 03CH22-HY Condition: AVG(UNII)_6E 3m DRH18-E_LE2C04A18EN_250520 HORIZONTAL : RBW:1000.000kHz VBW:1.500kHz SWT:Auto Freq Level Limit Line Margin Read Level Ant Factor Cable Loss Preamp Factor Aux Factor APos TPos Remark MHz dBuV/m dBuV/m dB dBuV dB/m dB dB dB cm deg 1 6985.00 90.08 ------ ------ 74.96 36.50 13.92 36.12 0.82 100 104 Average

Mode	60	
	Band Edge	
	U-NII-8_6.875-7.125_802.11ax HE160_CH207_Partial RU 996/68_6985MHz	
ANT	1+2	
Pol.	Vertical	Fundamental
Peak	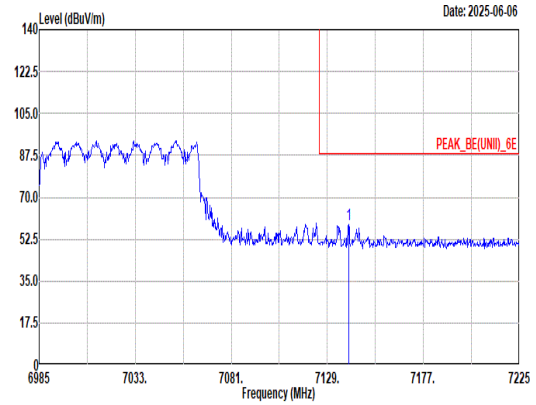 Site : 03CH22-HY Condition: PEAK_BE(UNII)_6E 3m DRH18-E_LE2C04A18EN_250520 VERTICAL : RBW:1000.000kHz VBW:3000.000kHz SWT:Auto Freq Level Limit Line Margin Read Level Ant Factor Cable Loss Preamp Factor Aux Factor APos TPos Remark MHz dBuV/m dBuV/m dB dBuV dB/m dB dB dB cm deg 1 7139.56 58.86 88.20 -29.34 43.45 36.70 14.18 36.33 0.86 100 9 Peak	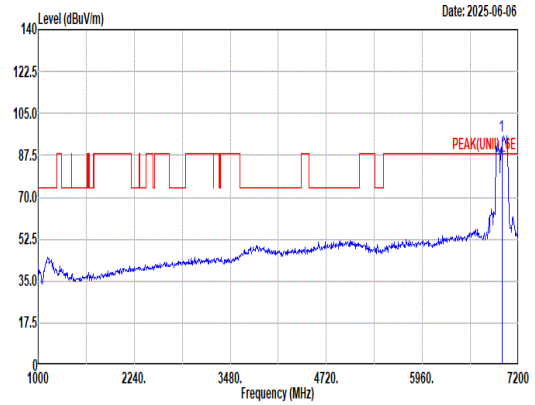 Site : 03CH22-HY Condition: PEAK(UNII)_6E 3m DRH18-E_LE2C04A18EN_250520 VERTICAL : RBW:1000.000kHz VBW:3000.000kHz SWT:Auto Freq Level Limit Line Margin Read Level Ant Factor Cable Loss Preamp Factor Aux Factor APos TPos Remark MHz dBuV/m dBuV/m dB dBuV dB/m dB dB dB cm deg 1 6985.00 95.65 ------ ------ 80.50 36.50 14.01 36.20 0.84 100 9 Peak
Avg	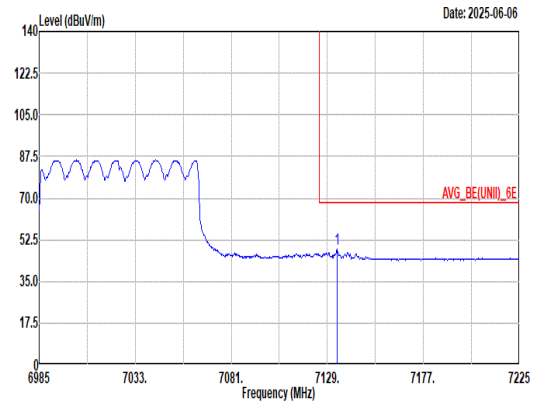 Site : 03CH22-HY Condition: AVG_BE(UNII)_6E 3m DRH18-E_LE2C04A18EN_250520 VERTICAL : RBW:1000.000kHz VBW:1.500kHz SWT:Auto Freq Level Limit Line Margin Read Level Ant Factor Cable Loss Preamp Factor Aux Factor APos TPos Remark MHz dBuV/m dBuV/m dB dBuV dB/m dB dB dB cm deg 1 7133.80 48.70 68.20 -19.50 33.29 36.70 14.17 36.32 0.86 100 9 Average	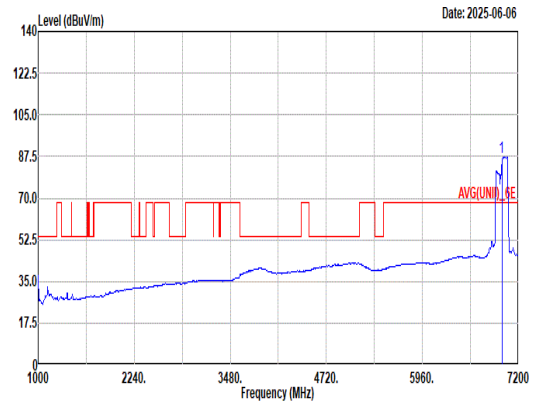 Site : 03CH22-HY Condition: AVG(UNII)_6E 3m DRH18-E_LE2C04A18EN_250520 VERTICAL : RBW:1000.000kHz VBW:1.500kHz SWT:Auto Freq Level Limit Line Margin Read Level Ant Factor Cable Loss Preamp Factor Aux Factor APos TPos Remark MHz dBuV/m dBuV/m dB dBuV dB/m dB dB dB cm deg 1 6985.00 87.43 ------ ------ 72.31 36.50 13.92 36.12 0.82 100 9 Average

Mode	61	
	LF	
	U-NII-8_6.875-7.125_802.11ax HE20_CH233_Full RU_7115MHz	
ANT	1+2	
Pol.	Horizontal	Vertical
QP/ Peak	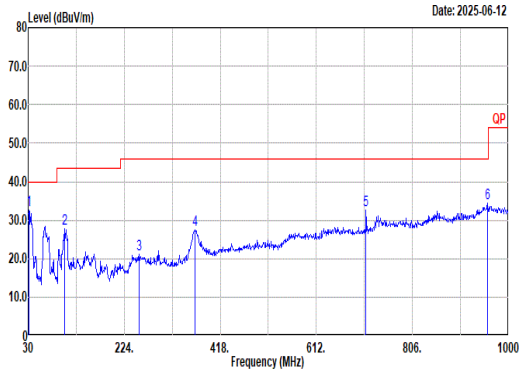 Site : 03CH22-HY Condition: QP 3m Bilog_63304_241217 HORIZONTAL	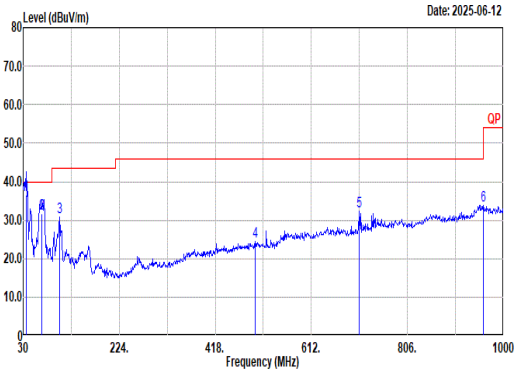 Site : 03CH22-HY Condition: QP 3m Bilog_63304_241217 VERTICAL

Horizontal:

	Freq	Level	Limit Line	Margin	Read Level	Ant Factor	Cable Loss	Preamp Factor	Aux Factor	APos	TPos	Remark
	MHz	dBuV/m	dBuV/m	dB	dBuV	dB/m	dB	dB	dB	cm	deg	
1	31.94	32.45	40.00	-7.55	40.19	24.02	0.87	32.66	0.03	--	--	Peak
2	103.72	27.68	43.50	-15.82	42.33	16.32	1.67	32.70	0.06	--	--	Peak
3	254.07	21.21	46.00	-24.79	31.96	19.19	2.60	32.62	0.08	--	--	Peak
4	367.56	27.35	46.00	-18.65	35.96	20.85	3.17	32.71	0.08	--	--	Peak
5	711.91	32.56	46.00	-13.44	33.89	26.88	4.44	32.80	0.15	--	--	Peak
6	957.32	34.54	46.00	-11.46	28.99	31.50	5.08	31.27	0.24	--	--	Peak

Vertical:

	Freq	Level	Limit Line	Margin	Read Level	Ant Factor	Cable Loss	Preamp Factor	Aux Factor	APos	TPos	Remark
	MHz	dBuV/m	dBuV/m	dB	dBuV	dB/m	dB	dB	dB	cm	deg	
1	35.82	36.67	40.00	-3.33	46.31	22.06	0.92	32.65	0.03	100	287	QP
2	67.83	31.68	40.00	-8.32	50.64	12.35	1.35	32.70	0.04	1000	271	QP
3	103.72	30.89	43.50	-12.61	45.54	16.32	1.67	32.70	0.06	--	--	Peak
4	498.51	24.52	46.00	-21.48	29.60	23.90	3.67	32.80	0.15	--	--	Peak
5	709.00	32.33	46.00	-13.67	33.80	26.78	4.42	32.82	0.15	--	--	Peak
6	959.26	33.93	46.00	-12.07	28.36	31.50	5.08	31.25	0.24	--	--	Peak

Appendix D. Duty Cycle Plots

Antenna	Band	Duty Cycle(%)	T(us)	1/T(kHz)	VBW Setting
1+2	802.11a	85.86	1730	0.58	1.5kHz
1+2	6GHz 802.11ax HE20 Full RU	85.36	548	1.82	2kHz
1+2	6GHz 802.11ax HE20 106 RU	91.89	9180	0.11	120Hz
1+2	6GHz 802.11ax HE40 Full RU	85.62	1900	0.53	560Hz
1+2	6GHz 802.11ax HE40 242 RU	100.00	-	-	10Hz
1+2	6GHz 802.11ax HE80 Full RU	85.75	939	1.06	1.1kHz
1+2	6GHz 802.11ax HE80 484 RU	99.16	-	-	10Hz
1+2	6GHz 802.11ax HE160 Full RU	85.94	554.9	1.80	2kHz
1+2	6GHz 802.11ax HE160 996 RU	97.59	712.4	1.40	1.5kHz

MIMO <Ant. 1+2>

802.11a

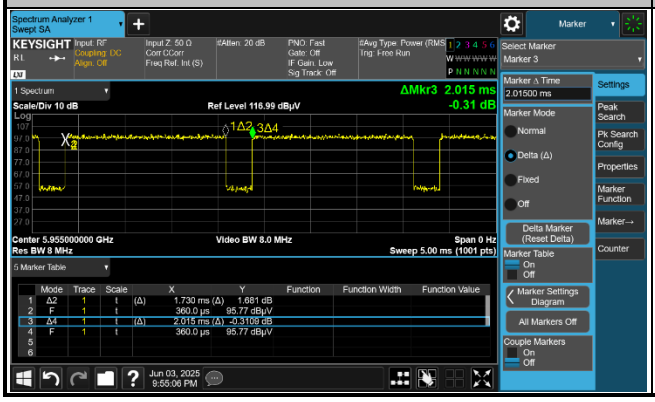

6GHz 802.11ax HE20 Full RU

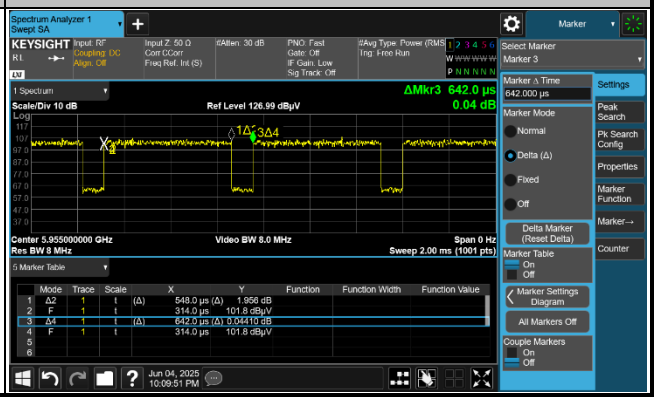

6GHz 802.11ax HE20 106 RU

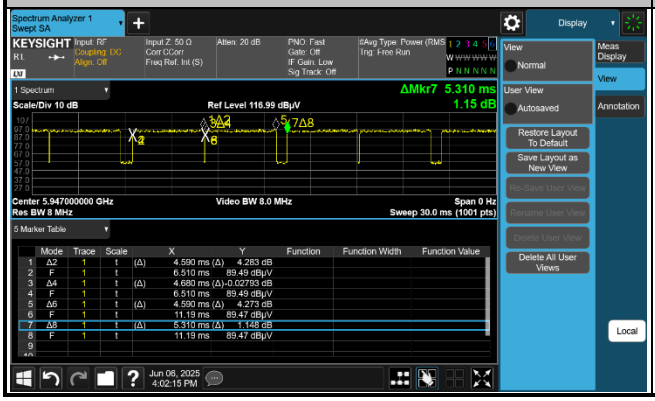

6GHz 802.11ax HE40 Full RU

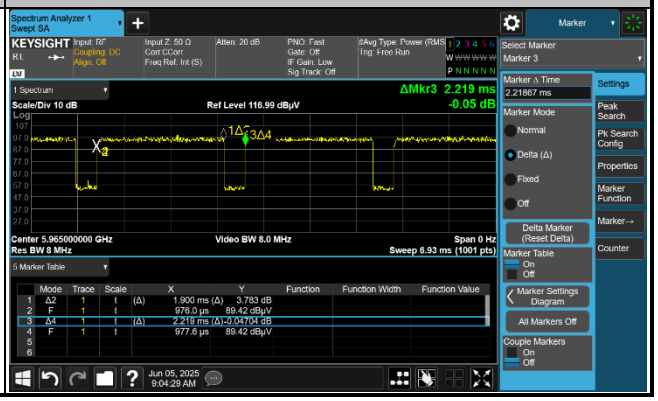

6GHz 802.11ax HE40 242 RU

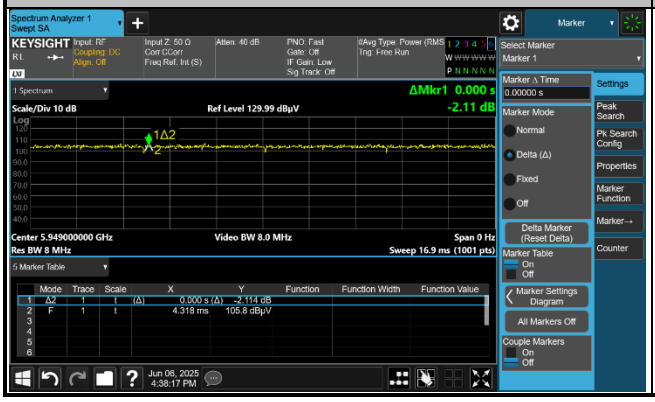
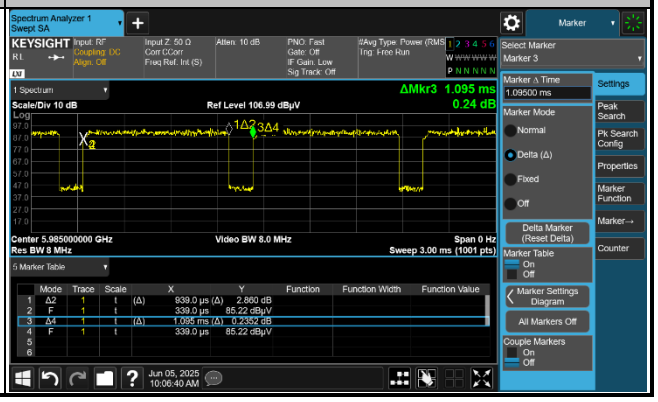
6GHz 802.11ax HE80 Full RU