PHIATON

BT 460

Wireless Headphones

Quick Guide / 퀵가이드 / Kurzanleitung / mini guide / guía rápida
Краткое руководство / 快速指南

1. Safety and General Issues

1) Use a standard USB charging cable (included), with or without a charging adaptor. (5V, over 500mA)
   * Adapter Not Included
2) Lower the volume prior to listening to audio to prevent potential damage to eardrums caused by sudden loud sound.
3) Listening to loud music for extended periods of time may cause hearing damage.
4) Do not store the device in places with a temperature higher than 113 °F/ 45 °C.
5) Keep the device dry. If the device becomes wet, turn the power off, dry the device with a dry towel and contact Phiaton Customer Service for an inspection. (For more information, refer to the contact us page within our website – phiaton.com)
6) Do not attempt to disassemble, modify or repair the device.
7) Do not cause shock to the device.
8) Keep out of the reach of children and pets.
9) Do not tug on cords or touch power plugs with wet hands.
10) Do not use the device nearby microwave ovens or wireless LAN adaptors.
11) When the product is not being used, set the device power switch to ‘OFF’.

12) When storing the device, place the device within the provided carrying case.
13) When cleaning the device, use a clean dry cloth to wipe the device clean. (Do not use solvents)
14) When storing the headphones, the ear pads may become damaged due to sweat, moisture and makeup on the ear pads. Use a slightly wet towel or tissue and wipe the device before storing.
15) Replacement ear pads can be purchased from Phiaton Customer Service.
16) Use while driving or walking will prevent outside noise, such as signals or alarms, from being heard and may be dangerous to yourself and others. Heed caution during use.
17) If you use an electronic medical device, consult your doctor or medical device company before you use this device.

※ Use the headphones only for its intended purposes.
※ This device cannot be used for purposes related to human safety as it may cause radio interference during operation.

2. Charging & Everplay-X

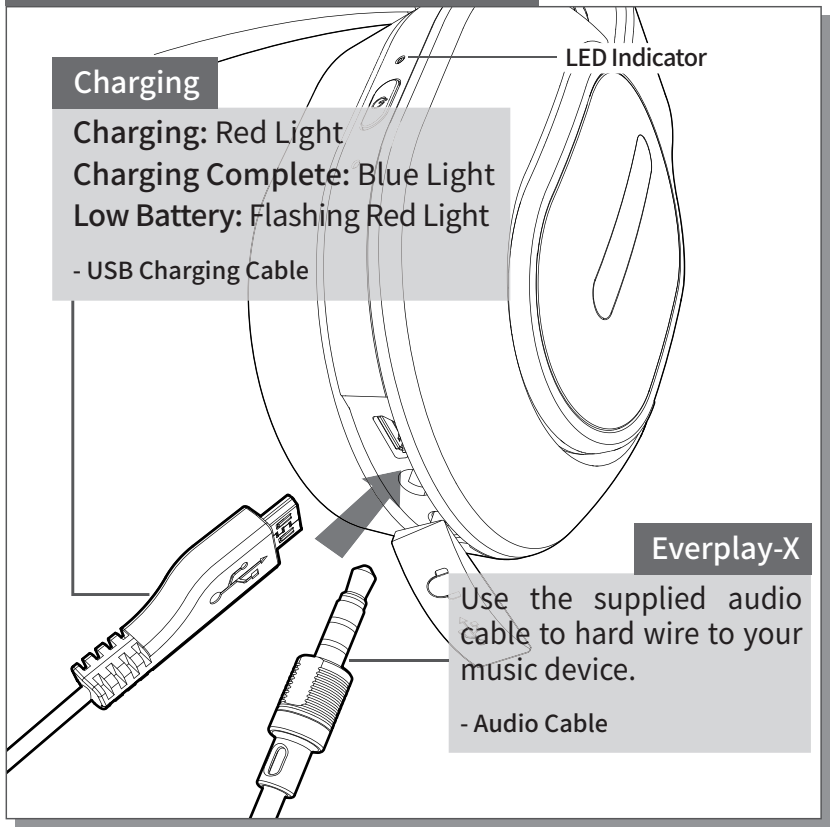

3. Power ON/OFF & Call Function

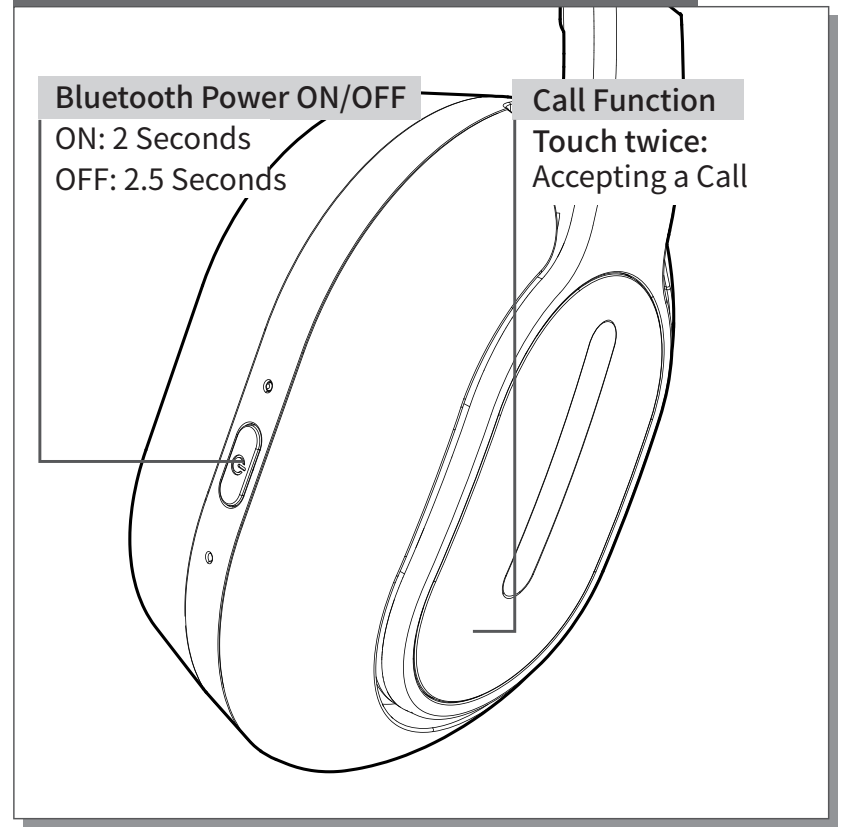

4. Pairing with a ‘Bluetooth Device’

1. With the BT 460 powered off, continually press the Power button for 5 seconds.

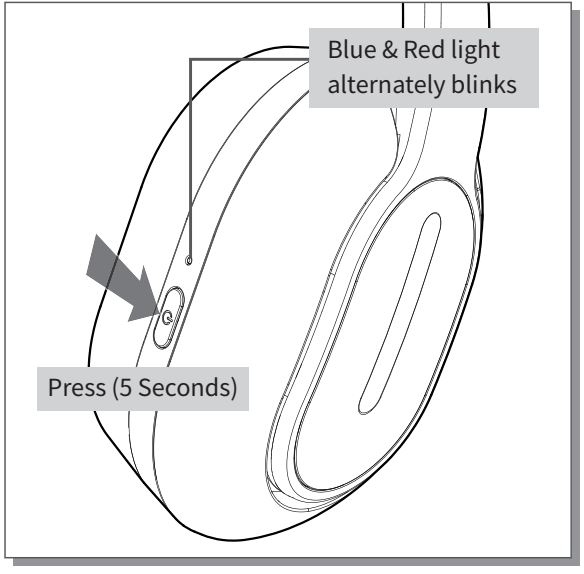

2. Within the ‘Bluetooth Device’ you want to connect, search/select ‘BT 460’.



5. Music Playing (Touch Control)

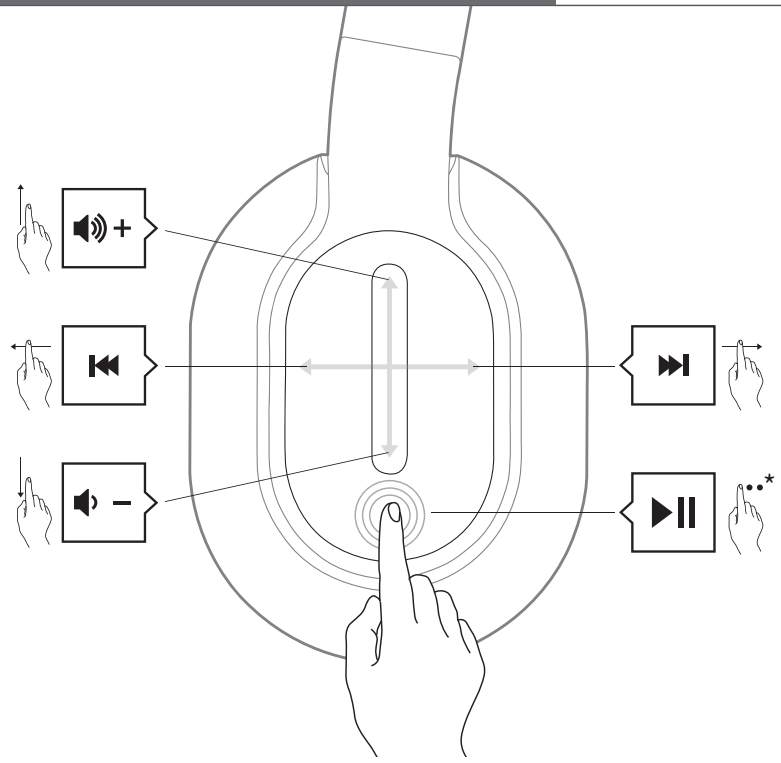

* Touch twice

6. More Functions and Information

For more functions and information, please refer to ‘BT 460 Owner’s Guide’ on the product page at phiaton.com.

http://www.phiaton.com/bt-460

User Tips For Common Questions

1. Music and call buttons do not work when using the supplied audio cable?
   - The buttons are for Bluetooth functionality only and are disabled when hard wired to a device.
2. Battery is not holding a charge?
   - Ensure battery is fully charged. When connected to the USB charging cable, the LED light will turn from red (charging) to blue. (fully charged)
3. There is a constant drop in Bluetooth connection?
   - Ensure there is no interference by moving to a clearer signal path.
   - Power ON & OFF your device that is connected to the Phiaton product.

*For more information, please refer to 'Owner's Guide' on phiaton.com
http://www.phiaton.com

7. FCC Compliance Information

FCC ID : V2R-BT460

This device complies with part 15 of FCC Rules. Operation is subject to the following two conditions:
(1) This device may not cause harmful interference, and (2) this device must accept any interference received, including interference that may cause undesired operation.

Information to the user:

NOTE: This equipment has been tested and found to comply with limits for a Class B digital device, pursuant to part 15 of the FCC Rules. These limits are designed to provide reasonable protection against harmful interference in a residential installation. This equipment generates, use and can radiate radio frequency energy and, if not installed and used in accordance with the instructions, may cause harmful interference to radio communications. However there is no guarantee that interference will not occur in a particular installation, if this equipment does cause harmful interference to radio or television reception, which can be determined by turning the equipment off and on, the user is encouraged to try the correct interference by one or more of the following measures:

- Reorient or relocate the receiving antenna.
- Increase the separation between the equipment and receiver.
- Connect the equipment into an outlet on a circuit different from that to which the receiver is connected.
- Consult the dealer or an experienced radio/TV technician for help.

CAUTION TO USER: Changes or modifications not expressly approved by the party reasonable for compliance could void the user's authority to operate the equipment.

8. IC Compliance Information

This device complies with Industry Canada license-except RSS standard(s). Operation is subject to the following two conditions:
(1) This device may not cause interference, and (2) this device must accept any interference, including interference that may cause undesired operation of the device.
This equipment complies with IC radiation exposure limits set forth for an uncontrolled environment and meets RSS-102 of the IC Radio Frequency (RF) Exposure rules. This equipment has very low levels of RF energy that are deemed to comply without testing of specific absorption ratio (SAR).

9. CE Compliance Information

Phiaton, hereby declares that this BT 460 is in compliance with the essential requirements and other relevant provisions of Directive 1999/5/EC.

1. 사용 시 주의 사항

1) USB 충전 케이블 및 충전 어댑터는 규격 제품(5V /'500mA 이상')을 사용하십시오.
   *충전 어댑터는 포함되어 있지 않습니다.
2) 오디오 청취 전 음량을 최소로 하여, 갑작스런 큰 소리로 인한 고막 손상이 발생하지 않도록 하십시오.
3) 오랜 시간 동안 시끄러운 음악 청취 시 청력에 해로울 수 있으니 주의하십시오.
4) 고온에 두지 마시고 가열하지 마십시오.
5) 물에 젖게 하지 마십시오. 물에 젖은 경우, 전원을 켜지 말고 마른 수건으로 물기를 제거 후 소비자 상담실에서 제품 점검을 받으십시오. (소비자 상담실 안내는 phiaton. co.kr의 SUPPORT page를 참고하십시오)
6) 사용자 임의로 제품을 분해, 개조 및 수리하지 마십시오.
7) 제품에 충격을 주지 마십시오.
8) 어린아이나 애완 동물이 만질 수 있는 곳에 제품을 두지 마십시오.
9) 코드 부분을 잡아당기거나 젖은 손으로 전원 플러그를 만지지 마십시오.
10) 전자레인지나 무선 랜 가까이에서 사용하지 마십시오.
11) 제품을 사용하지 않을 때에는 제품의 전원을 끈 상태로 하여 보관하십시오.

12) 본 제품 보관 시, 제품에 동봉된 휴대용 케이스에 보관하십시오.

13) 헤드폰 외관 청소 시, 깨끗한 마른 천으로 닦아 주십시오. (솔벤트 사용 금지)

14) 헤드폰 보관 시, 이어패드에 묻은 땀이나 수분, 화장품 등으로 인해 패드 가죽이 손상될 수 있으므로, 보관 전 살짝 젖은 수건이나 티슈로 닦아서 보관 하십시오.

15) 교체용 이어패드는 피아톤 소비자 상담실에서 구입할 수 있습니다.

16) 운전 또는 보행 중 사용은 신호음 또는 경고음 등의 외부 소리가 들리지 않아 본인이나 다른 사람에게 위험할 수 있으니 사용 시 주의하십시오.

17) 본 기기의 전파가 사용 중이신 전자 의료기기의 작동에 영향을 미칠 가능성이 있으니, 의사나 사용 중인 의료기기 회사에 문의하신 후 사용하십시오.

※ 본 기기를 원래 용도 이외 다른 용도로 사용하지 마십시오.

※ 해당 무선 설비는 운용 중 전파 혼선 가능성이 있으므로 인명 안전과 관련된 용도로는 사용할 수 없습니다.

2. 충전 & Everplay-X 기능

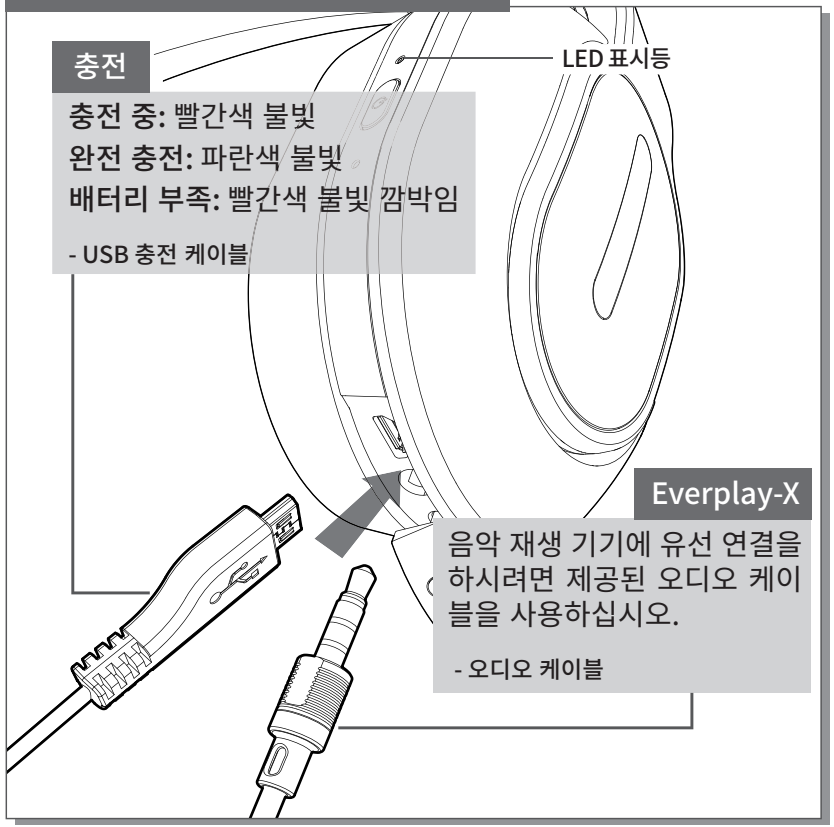

3. 전원 켜기/끄기 & 전화 통화

4. 블루투스 기기와의 페어링

1.블루투스 전원이 꺼진 상태에서 전원 버튼을 5초간 누르십시오.

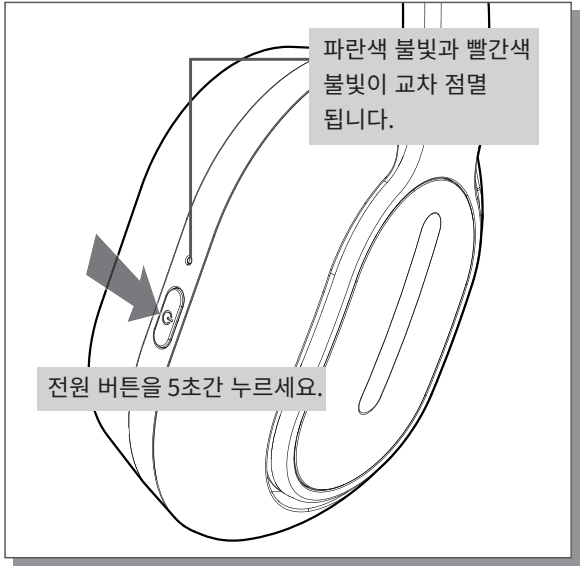

2. 디바이스 리스트에서 'BT 460'를 선택 하십시오.



5. 음악재생 (터치 컨트롤)

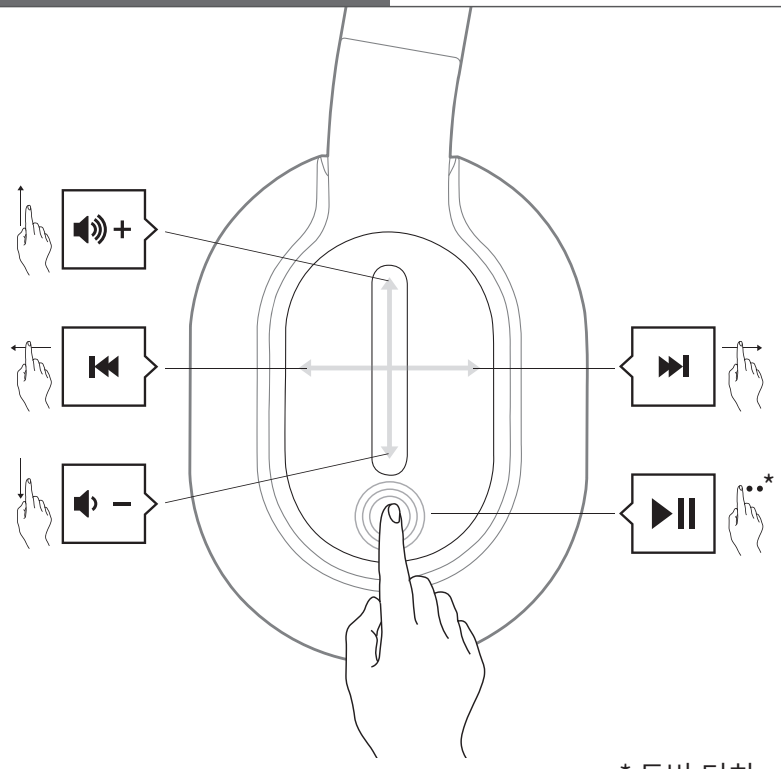

* 두번 터치

7. 상세 기능과 설명

더 많은 기능과 자세한 설명은 피아톤 홈페이지의 'BT 460 Owner's Guide'를 참조하시기 바랍니다.

http://www.phiaton.com/bt-460

8. 인증사항

적합성평가 인증표시
상호명 : 크레신 주식회사
기자재의 명칭(모델명) : 무선 데이터 통신 시스템용 무선 기기 (BT 460)
제조년월 :
제조자 / 제조국가 : 크레신 주식 회사 / 중국
적합성평가 번호 : MSIP-CMM-CRE-BT460

방송통신자재 사용자 안내문
해당 무선설비는 운용 중 전파혼선 가능성이 있으므로 인명안전과 관련된 용도로는 사용 할 수 없습니다.

B급 기기(가정용 방송통신기자재)
이 기기는 가정용(B급) 전자파적합기기로서 주로 가정에서 사용하는 것을 목적으로 하며, 모든 지역에서 사용할 수 있습니다.

Specifications

- Type: Φ 40 mm Driver Unit
- Sensitivity: 102 dB/mW
- Frequency Response: 20 ~ 27 kHz
- Impedance: 32 ohms
- Weight: 240 g (0.44 lb)
- Communication Network: Bluetooth 4.0
- Output Power: Power Class 2
- Discover Range: Discoverable within 10 m
- Full Charging Time: 3.2 hours
- Calling Time: 20 hours
- Music Play Time: 20 hours
- Stand-by Time: 120 hours
- Operating Frequency: 2.4 GHz (2.402 GHz ~ 2.480 GHz)

- Bluetooth Profile Support: HFP v1.6 / HSP v1.2 / A2DP v1.3 / AVRCP v1.5
- Audio Codec: SBC, aptX, AAC
- Battery: Lithium Polymer DC 3.7 V / 510 mAh
- Microphone Frequency Range: 100 ~ 4,000 Hz
- Microphone Sensitivity: -43.5 dB
- Support Echo Cancellation and Talk Noise Reduction with CVC solution
- Operating Temperature: -20 ~ 40 °C / -4~104 °F
- Dimensions: 180 (H) x 170 (W) x 60 (D) mm / 7.1 (H) x 6.7 (W) x 2.4 (D) inch

* The specifications are subject to change without prior notice for quality improvement

ⓒ2015 PHIATON Corporation
18662 MacArthur Blnd., STE 405
Irvine, California 92612 USA

www.phiaton.com
www.phiaton.co.kr