SAR Plots

- Verification Plots
- SAR Test Plots

Copyright © 2020, DT&C Co., Ltd.

DT&C Co., Ltd.

DUT: Dipole 2450 MHz; Type: D2450V2; Serial: D2450V2 - SN:726

Communication System: UID 0, CW (0); Frequency: 2450 MHz; Duty Cycle: 1:1
Medium parameters used: f = 2450 MHz; σ = 1.747 S/m; ε_r = 40.623; ρ = 1000 kg/m^3
Phantom section: Flat Section

DASY5 Configuration:
Probe: ES3DV3 - SN3328; ConvF(4.7, 4.7, 4.7) @ 2450 MHz; Calibrated: 3/25/2020 Electronics: DAE4 Sn1335
Sensor-Surface: 3mm (Mechanical Surface Detection)
Phantom: ELI v5.0_2014_02_13; Type: QDOVA002AA; Serial: TP:1237
Measurement SW: DASY52, Version 52.10 (3); SEMCAD X Version 14.6.13 (7474)

Test Date: 2020-06-04; Ambient Temp: 21.0; Tissue Temp: 20.8

2450 MHz System Verification (100 mW)

Area Scan (6x8x1): Measurement grid: dx=12mm, dy=12mm
Zoom Scan (7x7x7)/Cube 0: Measurement grid: dx=5mm, dy=5mm, dz=5mm
Power Drift = -0.06 dB
Peak SAR (extrapolated) = 10.81 W/kg
SAR(1 g) = 5.01 W/kg; SAR(10 g) = 2.31 W/kg

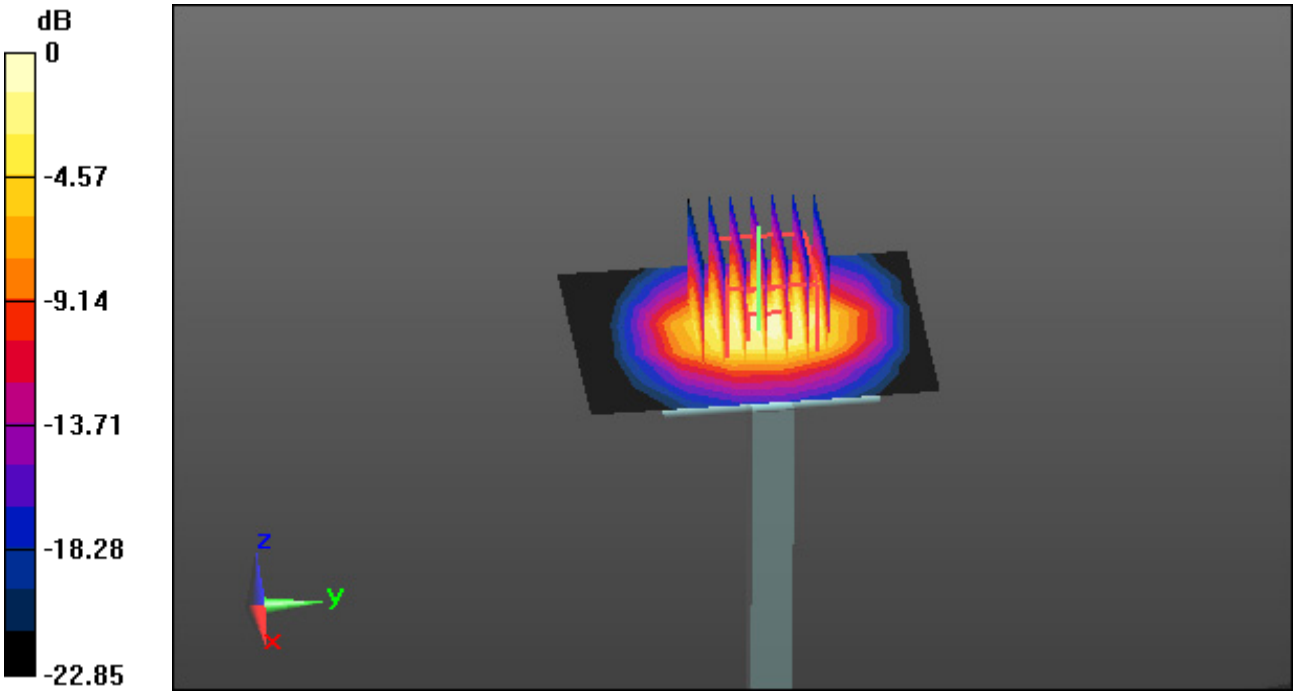

0 dB = 7.84 W/kg

DT&C Co., Ltd.

DUT: Dipole 5000 MHz; Type: D5GHzV2; Serial: D5GHzV2 - SN:1212

Communication System: UID 0, CW (0); Frequency: 5300 MHz;Duty Cycle: 1:1
Medium parameters used: f = 5300 MHz; σ = 4.852 S/m; ε_r = 34.948; ρ = 1000 kg/m^3
Phantom section: Flat Section

DASY5 Configuration:
Probe: EX3DV4 - SN3933; ConvF(5.1, 5.1, 5.1); Calibrated: 9/27/2019 Electronics: DAE3 Sn520
Sensor-Surface: 1.4mm (Mechanical Surface Detection)
Phantom: ELI v5.0_2017_03_08; Type: QDIVA001BB; Serial: 1223
Measurement SW: DASY52, Version 52.10 (3); SEMCAD X Version 14.6.13 (7474)

Test Date: 2020-06-05; Ambient Temp: 21.2; Tissue Temp: 20.5

5300 MHz System Verification (100 mW)

Area Scan (7x8x1): Measurement grid: dx=10mm, dy=10mm
Zoom Scan (8x8x7)/Cube 0: Measurement grid: dx=4mm, dy=4mm, dz=1.4mm, Graded Ratio:1.4
Power Drift = 0.05 dB
Peak SAR (extrapolated) = 37.9 W/kg
SAR(1 g) = 8.26 W/kg; SAR(10 g) = 2.33 W/kg

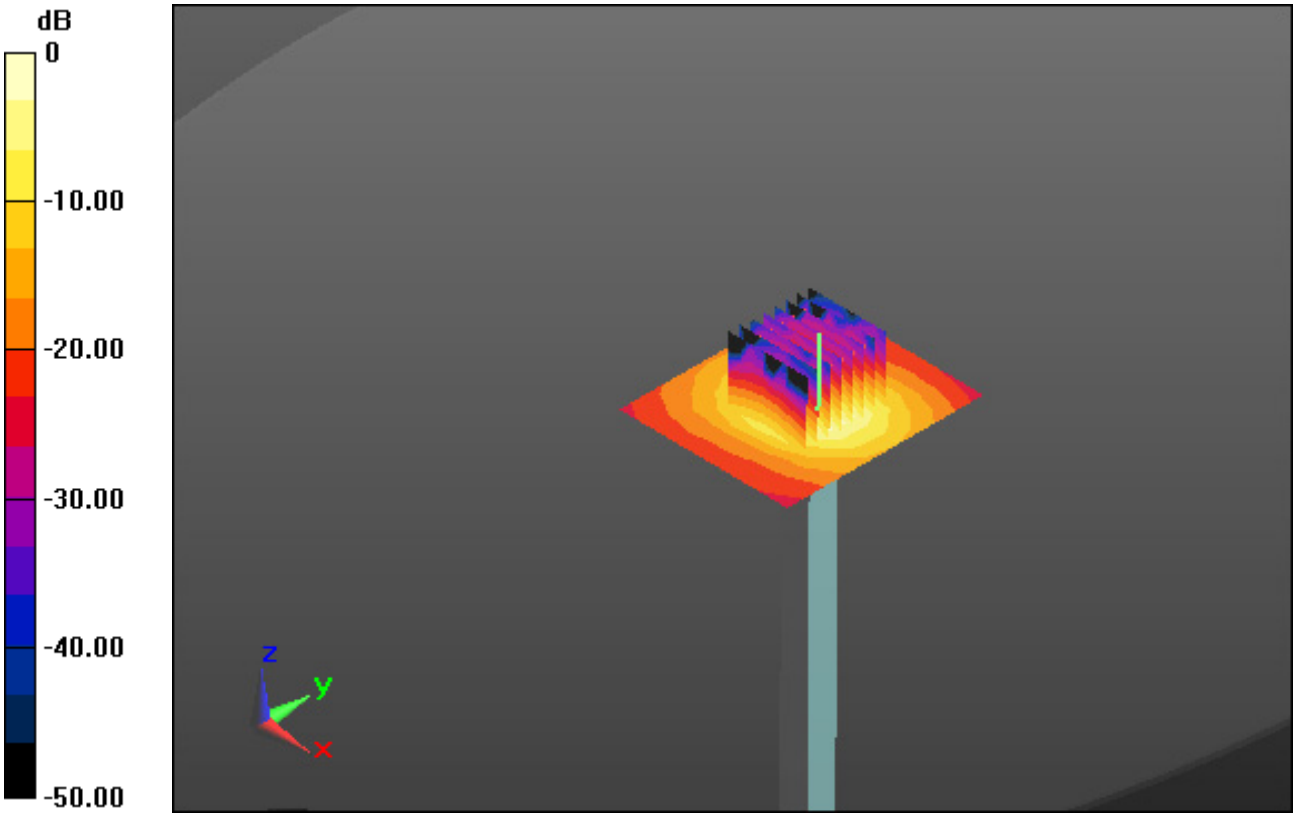

0 dB = 19.2 W/kg

DT&C Co., Ltd.

DUT: Dipole 5000 MHz; Type: D5GHzV2; Serial: D5GHzV2 - SN:1212

Communication System: UID 0, CW (0); Frequency: 5500 MHz;Duty Cycle: 1:1
Medium parameters used: f = 5500 MHz; σ = 4.943 S/m; ε_r = 34.936; ρ = 1000 kg/m^3
Phantom section: Flat Section

DASY5 Configuration:
Probe: EX3DV4 - SN3933; ConvF(4.95, 4.95, 4.95); Calibrated: 9/27/2019 Electronics: DAE3 Sn520
Sensor-Surface: 1.4mm (Mechanical Surface Detection)
Phantom: ELI v5.0_2017_03_08; Type: QDIVA001BB; Serial: 1223
Measurement SW: DASY52, Version 52.10 (3); SEMCAD X Version 14.6.13 (7474)

Test Date: 2020-06-08; Ambient Temp: 20.8; Tissue Temp: 20.6

5500 MHz System Verification (100 mW)

Area Scan (7x8x1): Measurement grid: dx=10mm, dy=10mm
Zoom Scan (8x8x7)/Cube 0: Measurement grid: dx=4mm, dy=4mm, dz=1.4mm, Graded Ratio:1.4
Power Drift = -0.06 dB
Peak SAR (extrapolated) = 37.0 W/kg
SAR(1 g) = 8.52 W/kg; SAR(10 g) = 2.39 W/kg

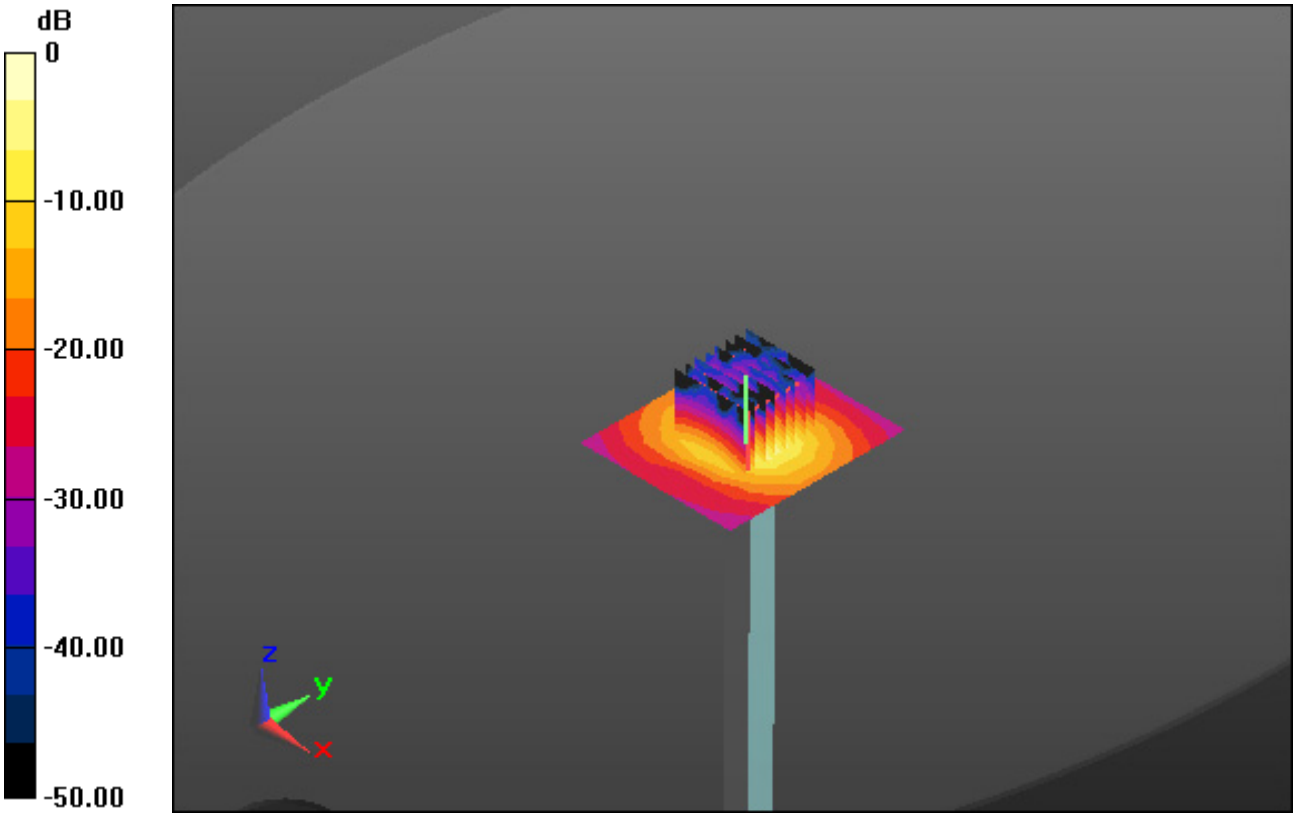

0 dB = 19.3 W/kg

DT&C Co., Ltd.

DUT: Dipole 5000 MHz; Type: D5GHzV2; Serial: D5GHzV2 - SN:1212

Communication System: UID 0, CW (0); Frequency: 5600 MHz;Duty Cycle: 1:1
Medium parameters used: f = 5600 MHz; σ = 5.061 S/m; ε_r = 34.767; ρ = 1000 kg/m^3
Phantom section: Flat Section

DASY5 Configuration:
Probe: EX3DV4 - SN3933; ConvF(4.8, 4.8, 4.8); Calibrated: 9/27/2019 Electronics: DAE3 Sn520
Sensor-Surface: 1.4mm (Mechanical Surface Detection)
Phantom: ELI v5.0_2017_03_08; Type: QDIVA001BB; Serial: 1223
Measurement SW: DASY52, Version 52.10 (3); SEMCAD X Version 14.6.13 (7474)

Test Date: 2020-06-08; Ambient Temp: 20.8; Tissue Temp: 20.6

5600 MHz System Verification (100 mW)

Area Scan (7x8x1): Measurement grid: dx=10mm, dy=10mm
Zoom Scan (8x8x7)/Cube 0: Measurement grid: dx=4mm, dy=4mm, dz=1.4mm, Graded Ratio:1.4
Power Drift = 0.09 dB
Peak SAR (extrapolated) = 38.9 W/kg
SAR(1 g) = 8.63 W/kg; SAR(10 g) = 2.42 W/kg

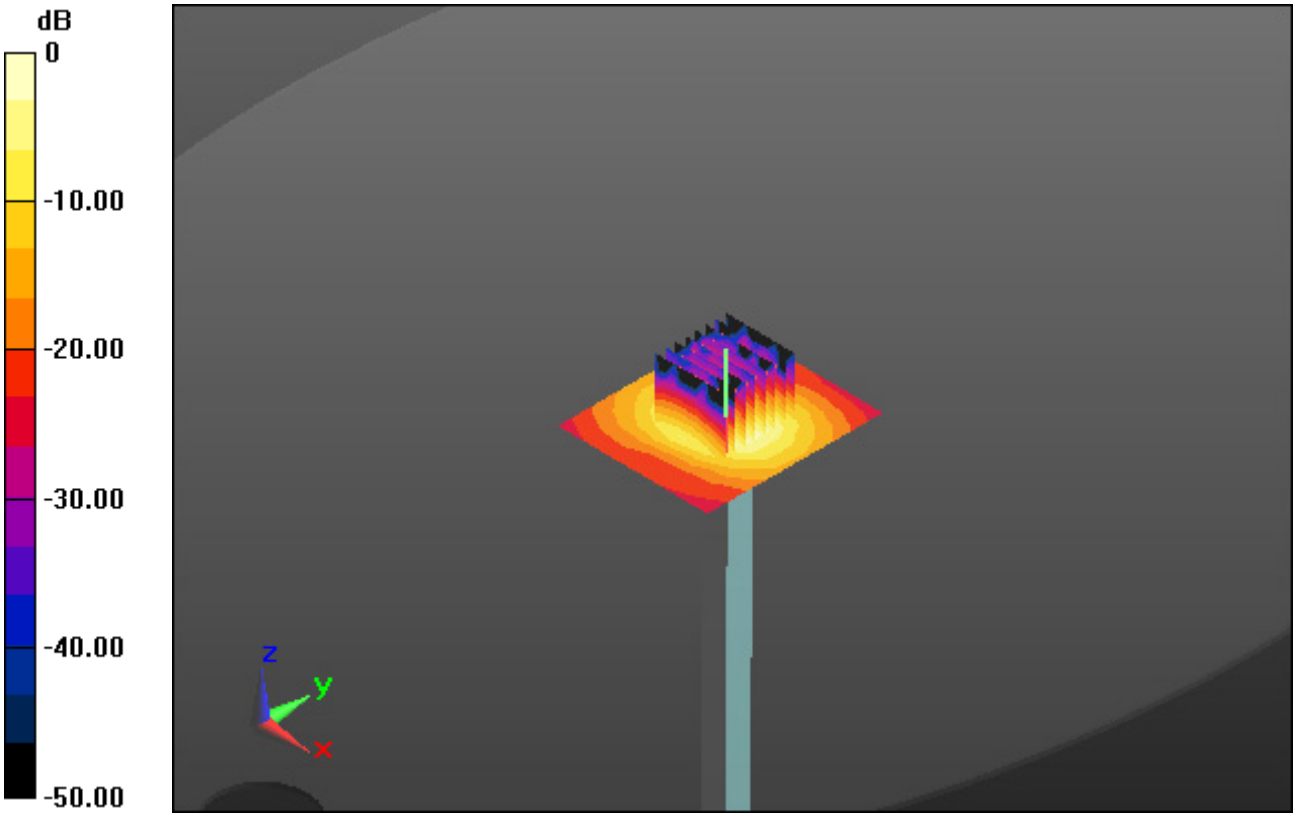

0 dB = 20.1 W/kg

DT&C Co., Ltd.

DUT: Dipole 5000 MHz; Type: D5GHzV2; Serial: D5GHzV2 - SN:1212

Communication System: UID 0, CW (0); Frequency: 5800 MHz;Duty Cycle: 1:1
Medium parameters used: f = 5800 MHz; σ = 5.381 S/m; ε_r = 34.993; ρ = 1000 kg/m^3
Phantom section: Flat Section

DASY5 Configuration:
Probe: EX3DV4 - SN3933; ConvF(4.75, 4.75, 4.75); Calibrated: 9/27/2019 Electronics: DAE3 Sn520
Sensor-Surface: 1.4mm (Mechanical Surface Detection)
Phantom: ELI v5.0_2017_03_08; Type: QDIVA001BB; Serial: 1223
Measurement SW: DASY52, Version 52.10 (3); SEMCAD X Version 14.6.13 (7474)

Test Date: 2020-06-09; Ambient Temp: 21.2; Tissue Temp: 20.9

5800 MHz System Verification (100 mW)

Area Scan (7x8x1): Measurement grid: dx=10mm, dy=10mm
Zoom Scan (8x8x7)/Cube 0: Measurement grid: dx=4mm, dy=4mm, dz=1.4mm, Graded Ratio:1.4
Power Drift = -0.01 dB
Peak SAR (extrapolated) = 32.6 W/kg
SAR(1 g) = 7.95 W/kg; SAR(10 g) = 2.23 W/kg

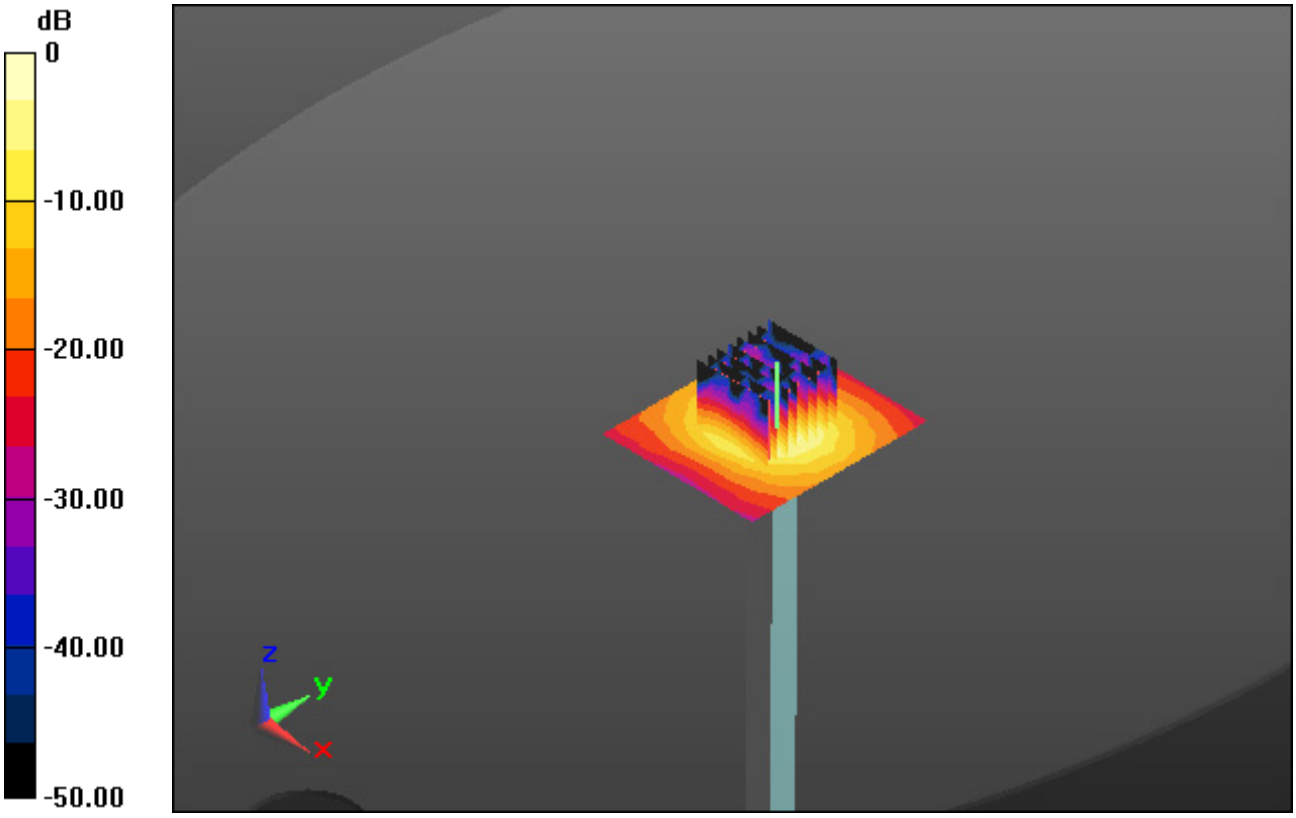

0 dB = 18.6 W/kg

DT&C Co., Ltd.

DUT: PM451; Type: PDA

Communication System: UID 0, 00_2.4 GHz W-LAN (0); Frequency: 2462 MHz;Duty Cycle: 1:1
Medium parameters used: f = 2462 MHz; σ = 1.759 S/m; ε_r = 40.586; ρ = 1000 kg/m^3
Phantom section: Flat Section

DASY5 Configuration:
Probe: ES3DV3 - SN3328; ConvF(4.7, 4.7, 4.7) @ 2462 MHz; Calibrated: 3/25/2020 Electronics: DAE4 Sn1335
Sensor-Surface: 3mm (Mechanical Surface Detection)
Phantom: ELI v5.0_2014_02_13; Type: QDOVA002AA; Serial: TP:1237
Measurement SW: DASY52, Version 52.10 (3); SEMCAD X Version 14.6.13 (7474)

Test Date: 2020-06-04; Ambient Temp: 21.0; Tissue Temp: 20.8

1 cm space from Body, Front, WLAN(802.11b) Ch. 11, Ant Internal, Ant.1

Area Scan (12x23x1): Measurement grid: dx=12mm, dy=12mm
Zoom Scan (7x7x7)/Cube 0: Measurement grid: dx=5mm, dy=5mm, dz=5mm
Power Drift = 0.17 dB
Peak SAR (extrapolated) = 0.101 W/kg
SAR(1 g) = 0.041 W/kg; SAR(10 g) = 0.021 W/kg

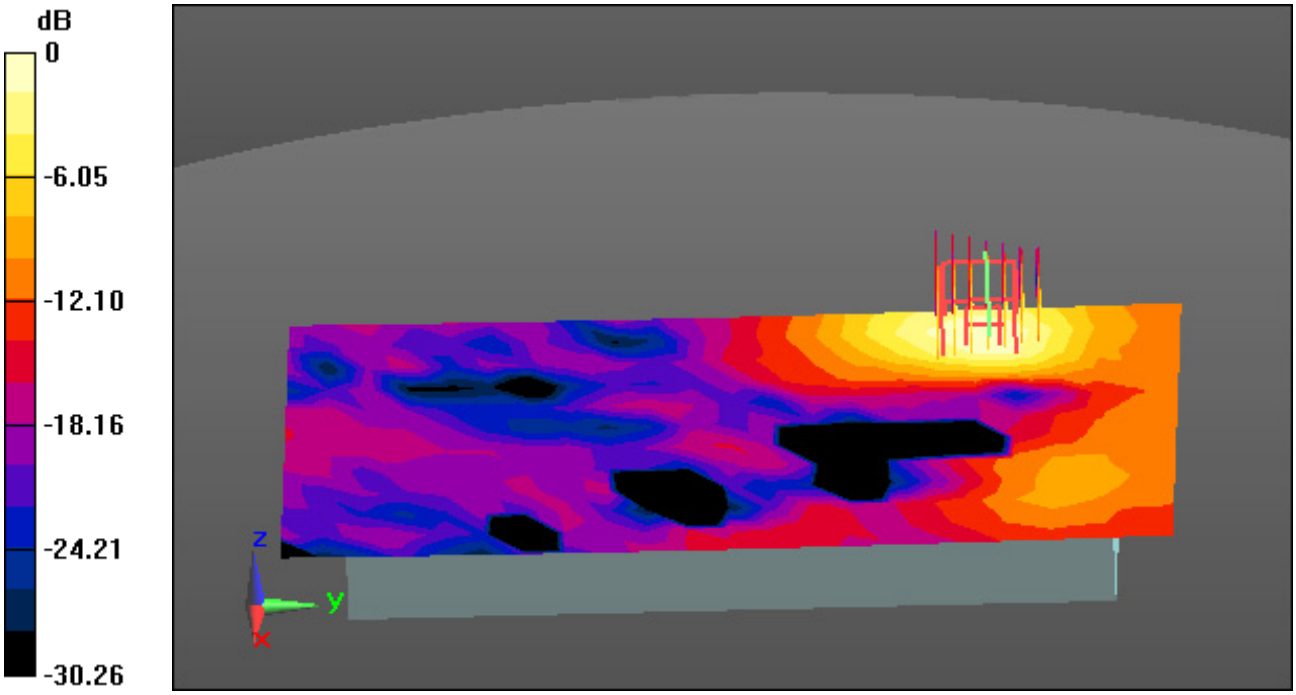

0 dB = 0.0709 W/kg

DT&C Co., Ltd.

DUT: PM451; Type: PDA

Communication System: UID 0, 00_2.4 GHz W-LAN (0); Frequency: 2437 MHz;Duty Cycle: 1:1
Medium parameters used: f = 2437 MHz; σ = 1.734 S/m; ε_r = 40.666; ρ = 1000 kg/m^3
Phantom section: Flat Section

DASY5 Configuration:
Probe: ES3DV3 - SN3328; ConvF(4.7, 4.7, 4.7) @ 2437 MHz; Calibrated: 3/25/2020 Electronics: DAE4 Sn1335
Sensor-Surface: 3mm (Mechanical Surface Detection)
Phantom: ELI v5.0_2014_02_13; Type: QDOVA002AA; Serial: TP:1237
Measurement SW: DASY52, Version 52.10 (3); SEMCAD X Version 14.6.13 (7474)

Test Date: 2020-06-04; Ambient Temp: 21.0; Tissue Temp: 20.8

1 cm space from Body, Front, WLAN(802.11b) Ch. 6, Ant Internal, Ant.2

Area Scan (12x23x1): Measurement grid: dx=12mm, dy=12mm
Zoom Scan (7x7x7)/Cube 0: Measurement grid: dx=5mm, dy=5mm, dz=5mm
Power Drift = 0.17 dB
Peak SAR (extrapolated) = 0.0720 W/kg
SAR(1 g) = 0.027 W/kg; SAR(10 g) = 0.013 W/kg

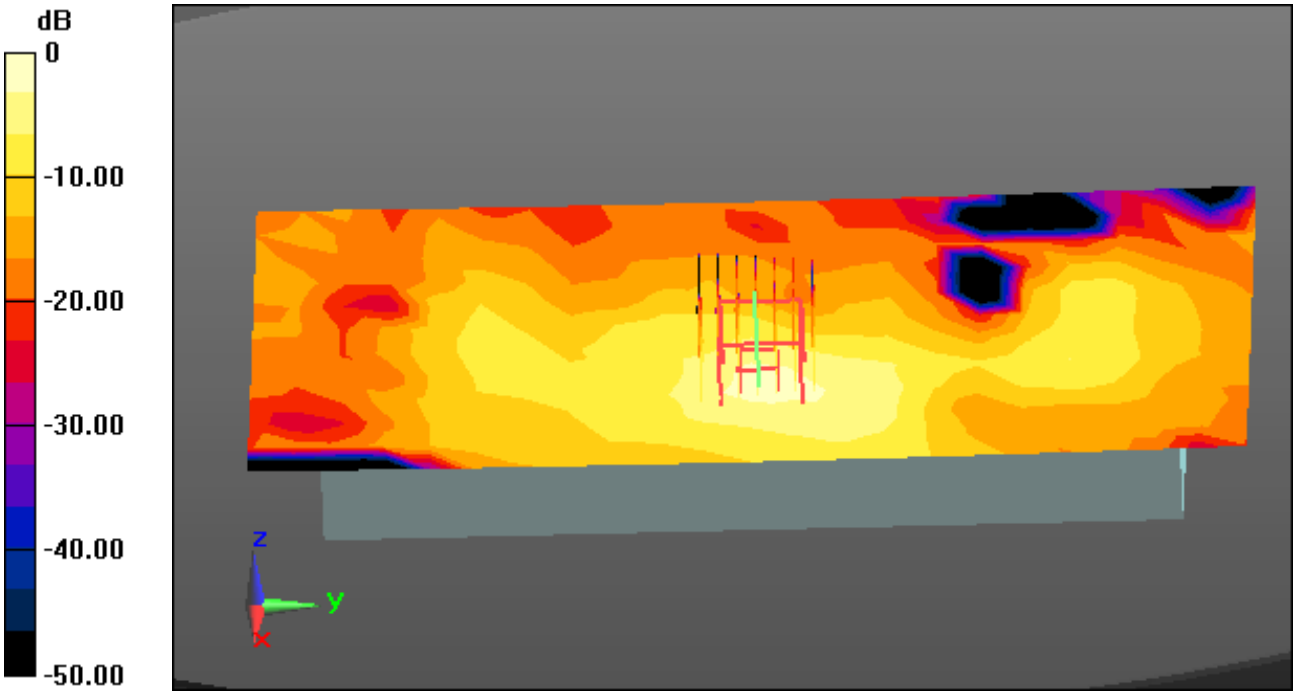

0 dB = 0.0567 W/kg

DT&C Co., Ltd.

DUT: PM451; Type: PDA

Communication System: UID 0, 00_2.4 GHz W-LAN (0); Frequency: 2437 MHz;Duty Cycle: 1:1
Medium parameters used: f = 2437 MHz; σ = 1.734 S/m; ε_r = 40.666; ρ = 1000 kg/m^3
Phantom section: Flat Section

DASY5 Configuration:
Probe: ES3DV3 - SN3328; ConvF(4.7, 4.7, 4.7) @ 2437 MHz; Calibrated: 3/25/2020 Electronics: DAE4 Sn1335
Sensor-Surface: 3mm (Mechanical Surface Detection)
Phantom: ELI v5.0_2014_02_13; Type: QDOVA002AA; Serial: TP:1237
Measurement SW: DASY52, Version 52.10 (3); SEMCAD X Version 14.6.13 (7474)

Test Date: 2020-06-04; Ambient Temp: 21.0; Tissue Temp: 20.8

1 cm space from Body, Front, WLAN(802.11b) Ch. 6, Ant Internal,MIMO

Area Scan (12x23x1): Measurement grid: dx=12mm, dy=12mm
Zoom Scan (7x7x7)/Cube 0: Measurement grid: dx=5mm, dy=5mm, dz=5mm
Power Drift = 0.11 dB
Peak SAR (extrapolated) = 0.111 W/kg
SAR(1 g) = 0.061 W/kg; SAR(10 g) = 0.031 W/kg

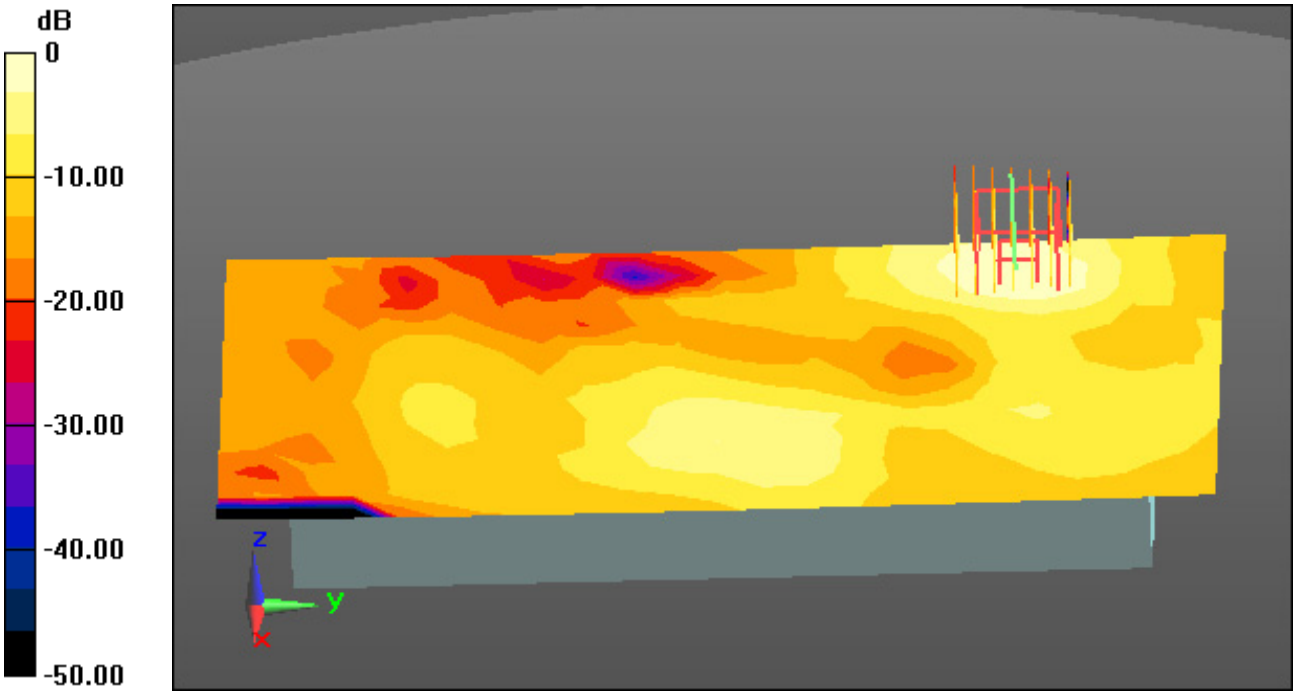

0 dB = 0.0792 W/kg

DT&C Co., Ltd.

DUT: PM451; Type: PDA

Communication System: UID 0, W-LAN_5300 (0); Frequency: 5260 MHz;Duty Cycle: 1:1
Medium parameters used: f = 5260 MHz; σ = 4.808 S/m; ε_r = 35.007; ρ = 1000 kg/m^3
Phantom section: Flat Section

DASY5 Configuration:
Probe: EX3DV4 - SN3933; ConvF(5.1, 5.1, 5.1); Calibrated: 9/27/2019 Electronics: DAE3 Sn520
Sensor-Surface: 1.4mm (Mechanical Surface Detection)
Phantom: ELI v5.0_2017_03_08; Type: QDIVA001BB; Serial: 1223
Measurement SW: DASY52, Version 52.10 (3); SEMCAD X Version 14.6.13 (7474)

Test Date: 2020-06-05; Ambient Temp: 21.2; Tissue Temp: 20.5

1 cm space from Body, Front, WLAN(802.11a) Ch. 52, Ant Internal, Ant.1

Area Scan (15x28x1): Measurement grid: dx=10mm, dy=10mm
Zoom Scan (8x8x7)/Cube 0: Measurement grid: dx=4mm, dy=4mm, dz=1.4mm, Graded Ratio:1.4
Power Drift = 0.18 dB
Peak SAR (extrapolated) = 0.202 W/kg
SAR(1 g) = 0.054 W/kg; SAR(10 g) = 0.022 W/kg

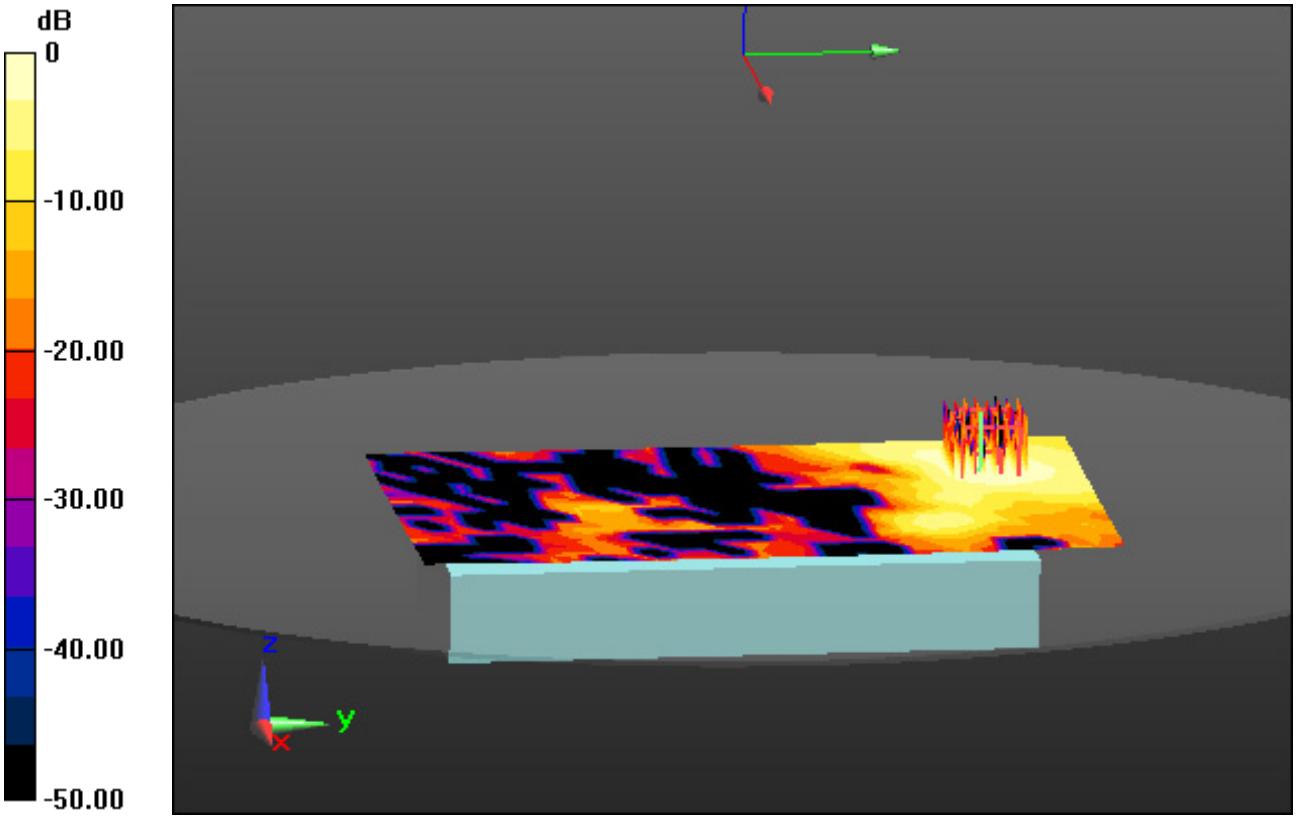

0 dB = 0.125 W/kg

DT&C Co., Ltd.

DUT: PM451; Type: PDA

Communication System: UID 0, W-LAN_5300 (0); Frequency: 5280 MHz;Duty Cycle: 1:1
Medium parameters used: f = 5280 MHz; σ = 4.835 S/m; ε_r = 34.975; ρ = 1000 kg/m^3
Phantom section: Flat Section

DASY5 Configuration:
Probe: EX3DV4 - SN3933; ConvF(5.1, 5.1, 5.1); Calibrated: 9/27/2019 Electronics: DAE3 Sn520
Sensor-Surface: 1.4mm (Mechanical Surface Detection)
Phantom: ELI v5.0_2017_03_08; Type: QDIVA001BB; Serial: 1223
Measurement SW: DASY52, Version 52.10 (3); SEMCAD X Version 14.6.13 (7474)

Test Date: 2020-06-05; Ambient Temp: 21.2; Tissue Temp: 20.5

1 cm space from Body, Front, WLAN(802.11a) Ch. 56, Ant Internal, Ant.2

Area Scan (15x28x1): Measurement grid: dx=10mm, dy=10mm
Zoom Scan (8x8x7)/Cube 0: Measurement grid: dx=4mm, dy=4mm, dz=1.4mm, Graded Ratio:1.4
Power Drift = -0.13 dB
Peak SAR (extrapolated) = 0.0780 W/kg
SAR(1 g) = 0.011 W/kg; SAR(10 g) = 0.00403 W/kg



0 dB = 0.0354 W/kg

DT&C Co., Ltd.

DUT: PM451; Type: PDA

Communication System: UID 0, W-LAN_5300 (0); Frequency: 5260 MHz;Duty Cycle: 1:1
Medium parameters used: f = 5260 MHz; σ = 4.808 S/m; ε_r = 35.007; ρ = 1000 kg/m^3
Phantom section: Flat Section

DASY5 Configuration:
Probe: EX3DV4 - SN3933; ConvF(5.1, 5.1, 5.1); Calibrated: 9/27/2019 Electronics: DAE3 Sn520
Sensor-Surface: 1.4mm (Mechanical Surface Detection)
Phantom: ELI v5.0_2017_03_08; Type: QDIVA001BB; Serial: 1223
Measurement SW: DASY52, Version 52.10 (3); SEMCAD X Version 14.6.13 (7474)

Test Date: 2020-06-05; Ambient Temp: 21.2; Tissue Temp: 20.5

1 cm space from Body, Front, WLAN(802.11a) Ch. 52, Ant Internal, MIMO

Area Scan (15x28x1): Measurement grid: dx=10mm, dy=10mm
Zoom Scan (8x8x7)/Cube 0: Measurement grid: dx=4mm, dy=4mm, dz=1.4mm, Graded Ratio:1.4
Power Drift = 0.08 dB
Peak SAR (extrapolated) = 0.184 W/kg
SAR(1 g) = 0.055 W/kg; SAR(10 g) = 0.0168 W/kg

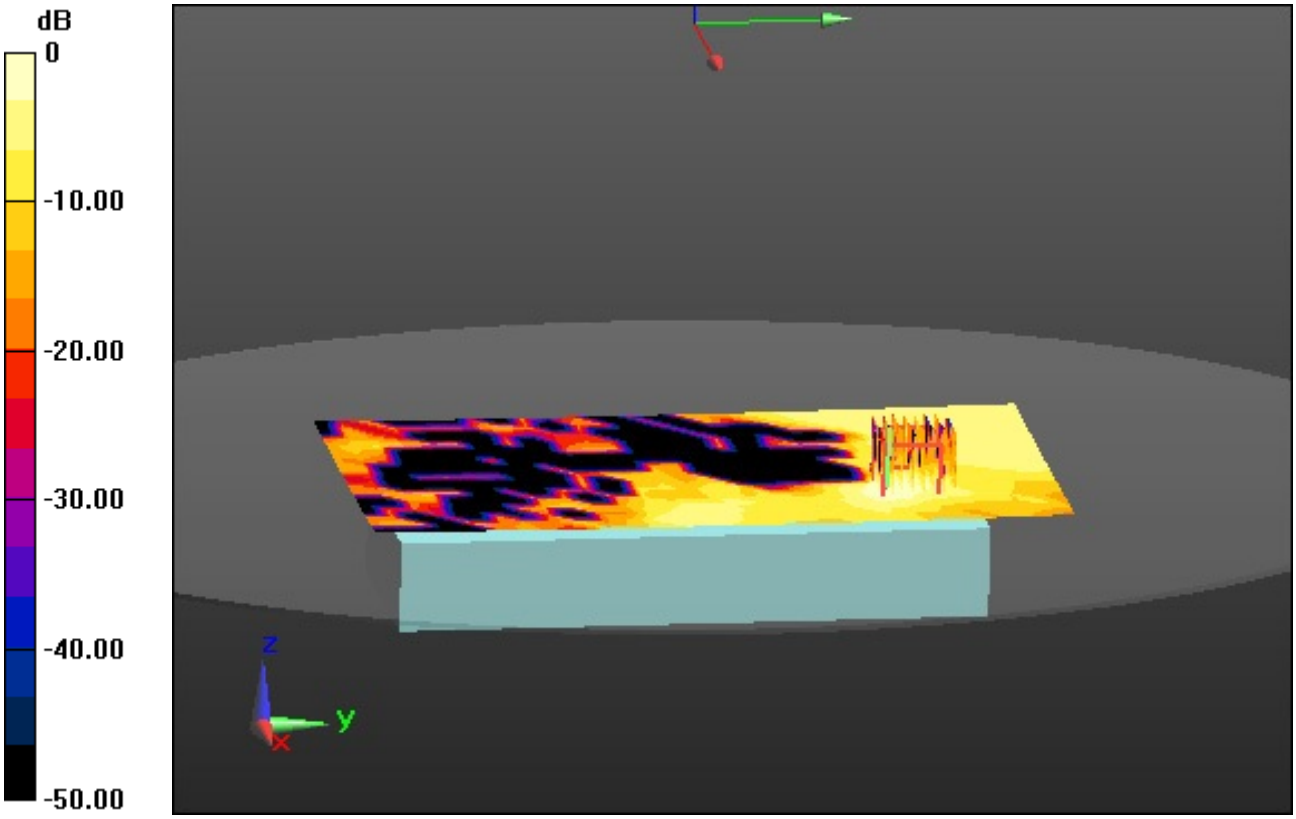

0 dB = 0.106 W/kg

DT&C Co., Ltd.

DUT: PM451; Type: PDA

Communication System: UID 0, W-LAN_5600 (0); Frequency: 5500 MHz;Duty Cycle: 1:1
Medium parameters used: f = 5500 MHz; σ = 4.943 S/m; ε_r = 34.936; ρ = 1000 kg/m^3
Phantom section: Flat Section

DASY5 Configuration:
Probe: EX3DV4 - SN3933; ConvF(4.95, 4.95, 4.95); Calibrated: 9/27/2019 Electronics: DAE3 Sn520
Sensor-Surface: 1.4mm (Mechanical Surface Detection)
Phantom: ELI v5.0_2017_03_08; Type: QDIVA001BB; Serial: 1223
Measurement SW: DASY52, Version 52.10 (3); SEMCAD X Version 14.6.13 (7474)

Test Date: 2020-06-08; Ambient Temp: 20.8; Tissue Temp: 20.6

1 cm space from Body, Front, WLAN(802.11a) Ch. 100, Ant Internal, Ant.1

Area Scan (15x28x1): Measurement grid: dx=10mm, dy=10mm
Zoom Scan (8x8x7)/Cube 0: Measurement grid: dx=4mm, dy=4mm, dz=1.4mm, Graded Ratio:1.4
Power Drift = 0.10 dB
Peak SAR (extrapolated) = 0.379 W/kg
SAR(1 g) = 0.102 W/kg; SAR(10 g) = 0.043 W/kg

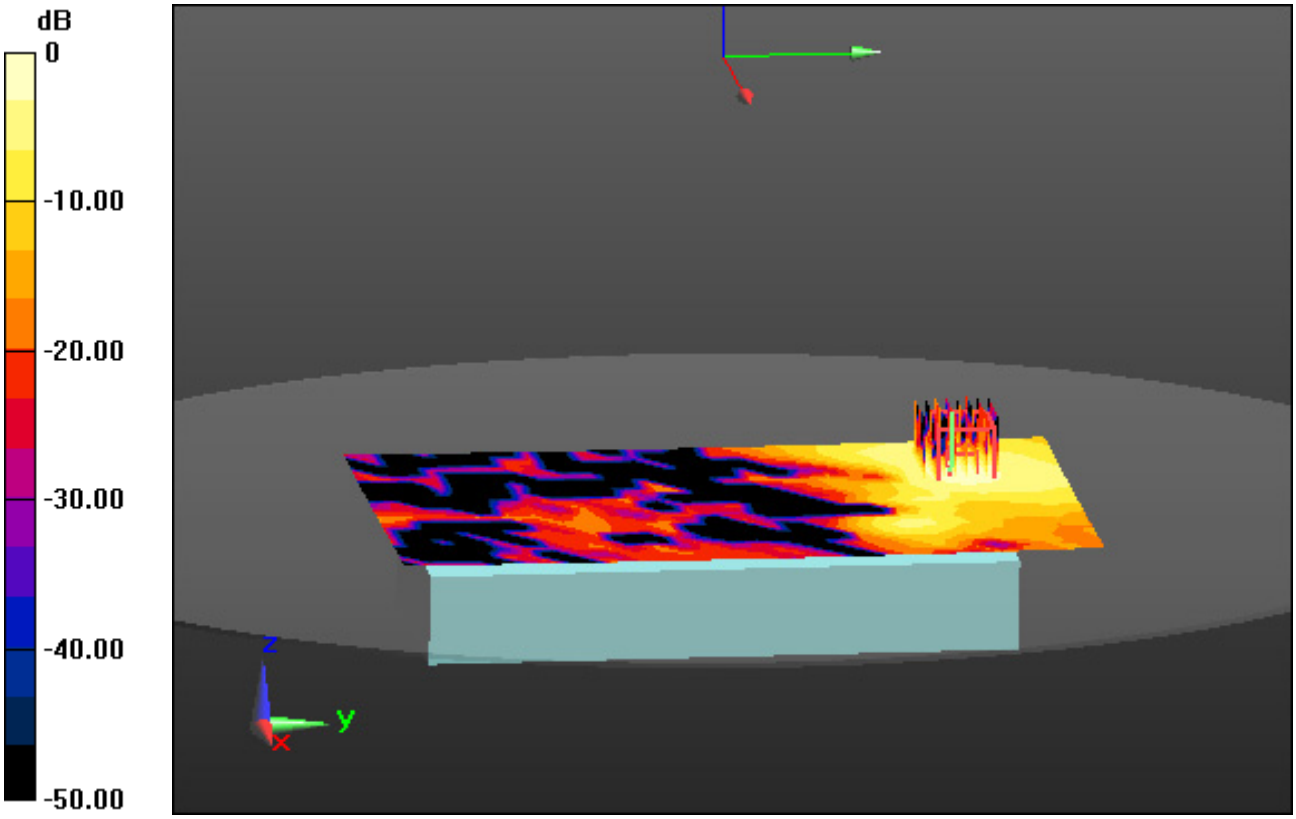

0 dB = 0.206 W/kg

DT&C Co., Ltd.

DUT: PM451; Type: PDA

Communication System: UID 0, W-LAN_5600 (0); Frequency: 5660 MHz;Duty Cycle: 1:1
Medium parameters used: f = 5660 MHz; σ = 5.128 S/m; ε_r = 34.663; ρ = 1000 kg/m^3
Phantom section: Flat Section

DASY5 Configuration:
Probe: EX3DV4 - SN3933; ConvF(4.8, 4.8, 4.8); Calibrated: 9/27/2019 Electronics: DAE3 Sn520
Sensor-Surface: 1.4mm (Mechanical Surface Detection)
Phantom: ELI v5.0_2017_03_08; Type: QDIVA001BB; Serial: 1223
Measurement SW: DASY52, Version 52.10 (3); SEMCAD X Version 14.6.13 (7474)

Test Date: 2020-06-08; Ambient Temp: 20.8; Tissue Temp: 20.6

1 cm space from Body, Front, WLAN(802.11a) Ch. 132, Ant Internal, Ant.2

Area Scan (15x28x1): Measurement grid: dx=10mm, dy=10mm
Zoom Scan (8x8x7)/Cube 0: Measurement grid: dx=4mm, dy=4mm, dz=1.4mm, Graded Ratio:1.4
Power Drift = 0.00
Peak SAR (extrapolated) = 0.0720 W/kg
SAR(1 g) = 0.014 W/kg; SAR(10 g) = 0.00509 W/kg



0 dB = 0.0346 W/kg

DT&C Co., Ltd.

DUT: PM451; Type: PDA

Communication System: UID 0, W-LAN_5600 (0); Frequency: 5500 MHz;Duty Cycle: 1:1
Medium parameters used: f = 5500 MHz; σ = 4.943 S/m; ε_r = 34.936; ρ = 1000 kg/m^3
Phantom section: Flat Section

DASY5 Configuration:
Probe: EX3DV4 - SN3933; ConvF(4.95, 4.95, 4.95); Calibrated: 9/27/2019 Electronics: DAE3 Sn520
Sensor-Surface: 1.4mm (Mechanical Surface Detection)
Phantom: ELI v5.0_2017_03_08; Type: QDIVA001BB; Serial: 1223
Measurement SW: DASY52, Version 52.10 (3); SEMCAD X Version 14.6.13 (7474)

Test Date: 2020-06-08; Ambient Temp: 20.8; Tissue Temp: 20.6

1 cm space from Body, Front, WLAN(802.11a) Ch. 100, Ant Internal, MIMO

Area Scan (15x28x1): Measurement grid: dx=10mm, dy=10mm
Zoom Scan (8x8x7)/Cube 0: Measurement grid: dx=4mm, dy=4mm, dz=1.4mm, Graded Ratio:1.4
Power Drift = 0.09 dB
Peak SAR (extrapolated) = 0.403 W/kg
SAR(1 g) = 0.109 W/kg; SAR(10 g) = 0.048 W/kg

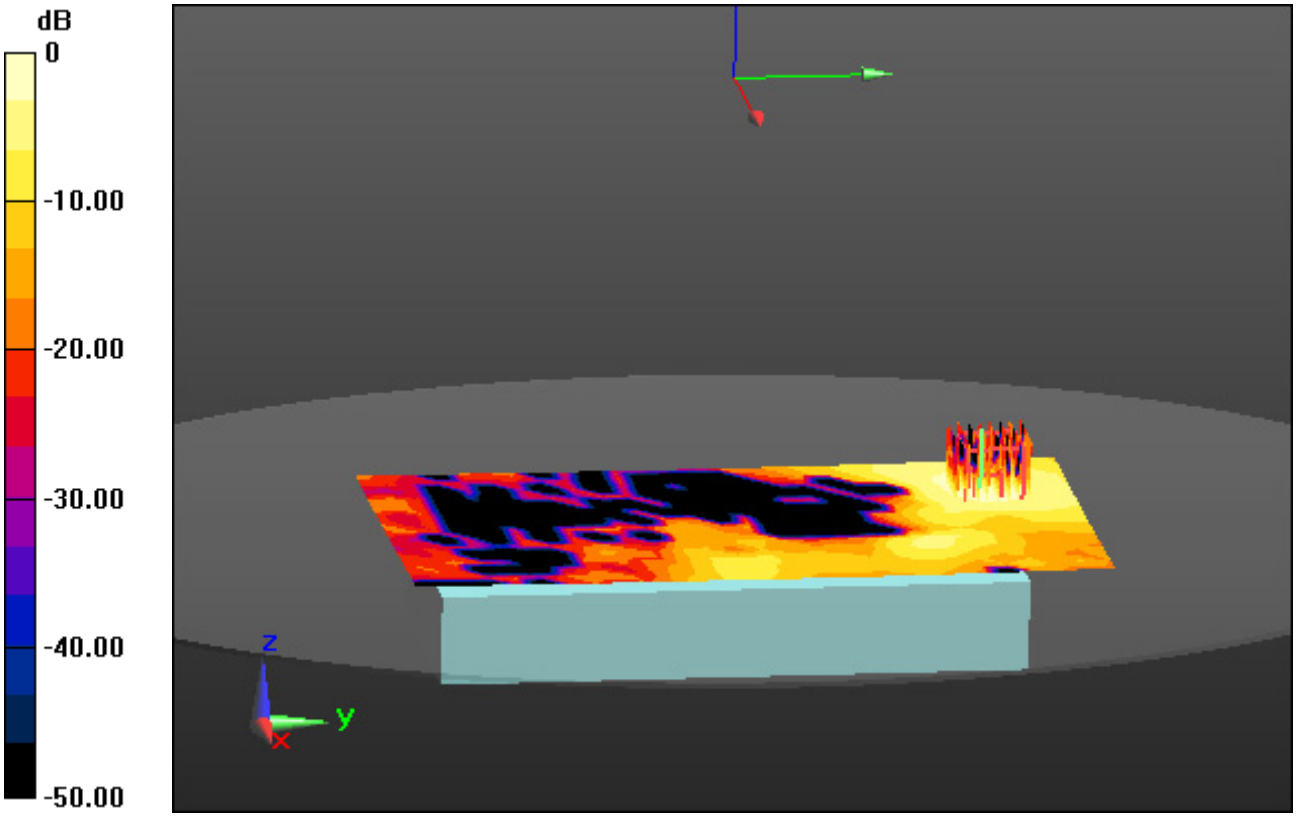

0 dB = 0.324 W/kg

DT&C Co., Ltd.

DUT: PM451; Type: PDA

Communication System: UID 0, W-LAN_5800 (0); Frequency: 5825 MHz;Duty Cycle: 1:1
Medium parameters used: f = 5825 MHz; σ = 5.416 S/m; ε_r = 34.953; ρ = 1000 kg/m^3
Phantom section: Flat Section

DASY5 Configuration:
Probe: EX3DV4 - SN3933; ConvF(4.75, 4.75, 4.75); Calibrated: 9/27/2019 Electronics: DAE3 Sn520
Sensor-Surface: 1.4mm (Mechanical Surface Detection)
Phantom: ELI v5.0_2017_03_08; Type: QDIVA001BB; Serial: 1223
Measurement SW: DASY52, Version 52.10 (3); SEMCAD X Version 14.6.13 (7474)

Test Date: 2020-06-09; Ambient Temp: 21.2; Tissue Temp: 20.9

1 cm space from Body, Front, WLAN(802.11a) Ch. 165, Ant Internal, Ant.1

Area Scan (15x28x1): Measurement grid: dx=10mm, dy=10mm
Zoom Scan (8x8x7)/Cube 0: Measurement grid: dx=4mm, dy=4mm, dz=1.4mm, Graded Ratio:1.4
Power Drift = -0.10 dB
Peak SAR (extrapolated) = 0.344 W/kg
SAR(1 g) = 0.086 W/kg; SAR(10 g) = 0.039 W/kg

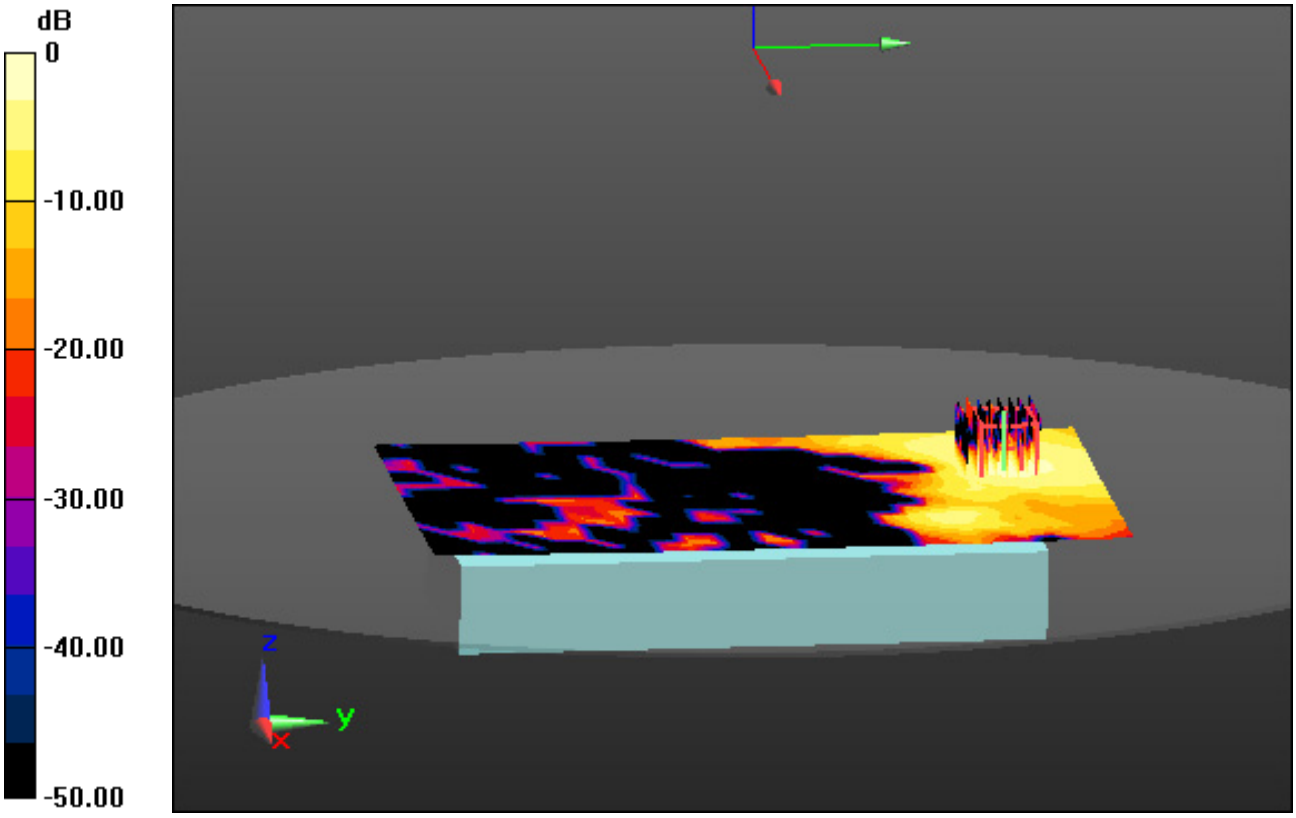

0 dB = 0.231 W/kg

DT&C Co., Ltd.

DUT: PM451; Type: PDA

Communication System: UID 0, W-LAN_5800 (0); Frequency: 5785 MHz;Duty Cycle: 1:1
Medium parameters used: f = 5785 MHz; σ = 5.364 S/m; ε_r = 35.025; ρ = 1000 kg/m^3
Phantom section: Flat Section

DASY5 Configuration:
Probe: EX3DV4 - SN3933; ConvF(4.75, 4.75, 4.75); Calibrated: 9/27/2019 Electronics: DAE3 Sn520
Sensor-Surface: 1.4mm (Mechanical Surface Detection)
Phantom: ELI v5.0_2017_03_08; Type: QDIVA001BB; Serial: 1223
Measurement SW: DASY52, Version 52.10 (3); SEMCAD X Version 14.6.13 (7474)

Test Date: 2020-06-09; Ambient Temp: 21.2; Tissue Temp: 20.9

1 cm space from Body, Front, WLAN(802.11a) Ch. 157, Ant Internal, Ant.2

Area Scan (15x28x1): Measurement grid: dx=10mm, dy=10mm
Zoom Scan (8x8x7)/Cube 0: Measurement grid: dx=4mm, dy=4mm, dz=1.4mm, Graded Ratio:1.4
Power Drift = 0.00
Peak SAR (extrapolated) = 0.0820 W/kg
SAR(1 g) = 0.016 W/kg; SAR(10 g) = 0.007 W/kg

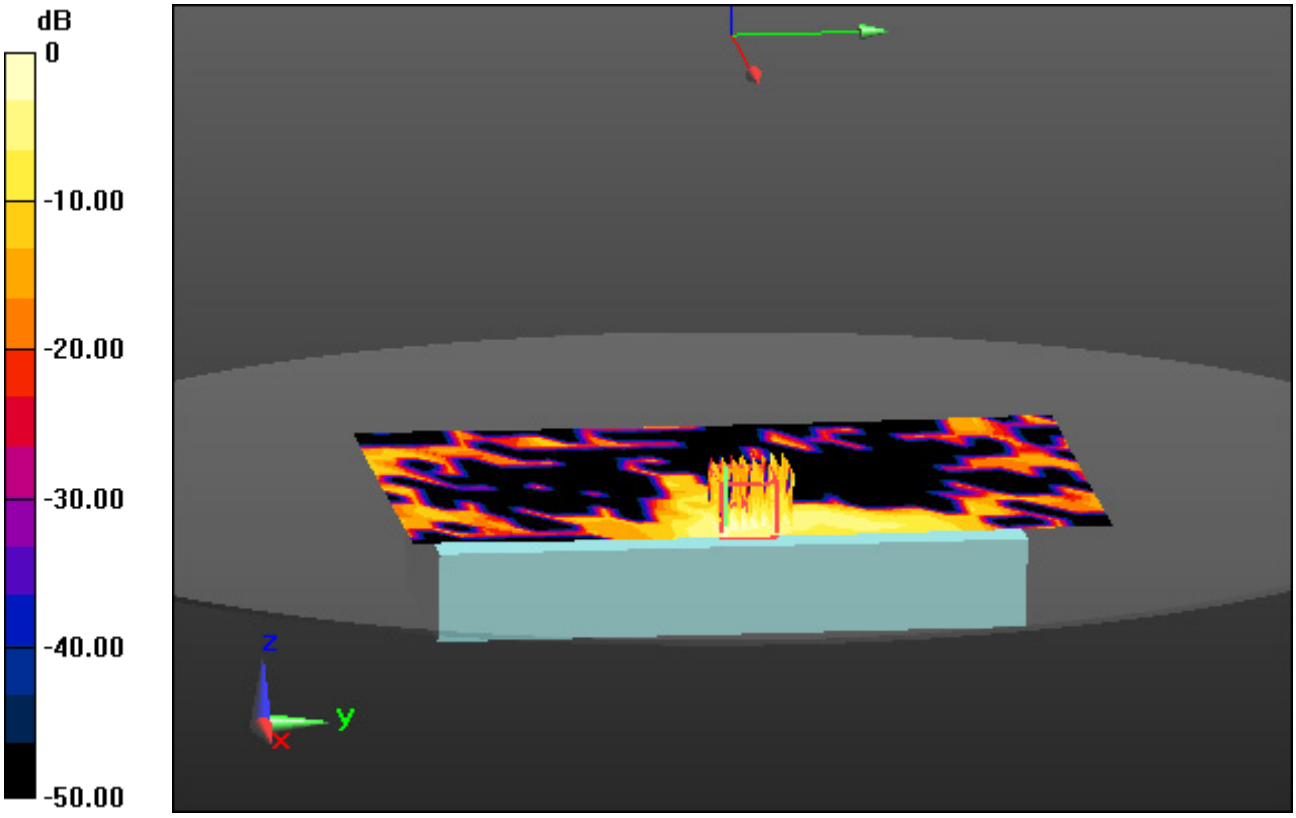

0 dB = 0.0392 W/kg

DT&C Co., Ltd.

DUT: PM451; Type: PDA

Communication System: UID 0, W-LAN_5800 (0); Frequency: 5785 MHz;Duty Cycle: 1:1
Medium parameters used: f = 5785 MHz; σ = 5.364 S/m; ε_r = 35.025; ρ = 1000 kg/m^3
Phantom section: Flat Section

DASY5 Configuration:
Probe: EX3DV4 - SN3933; ConvF(4.75, 4.75, 4.75); Calibrated: 9/27/2019 Electronics: DAE3 Sn520
Sensor-Surface: 1.4mm (Mechanical Surface Detection)
Phantom: ELI v5.0_2017_03_08; Type: QDIVA001BB; Serial: 1223
Measurement SW: DASY52, Version 52.10 (3); SEMCAD X Version 14.6.13 (7474)

Test Date: 2020-06-09; Ambient Temp: 21.2; Tissue Temp: 20.9

1 cm space from Body, Front, WLAN(802.11a) Ch. 157, Ant Internal, MIMO

Area Scan (15x28x1): Measurement grid: dx=10mm, dy=10mm
Zoom Scan (8x8x7)/Cube 0: Measurement grid: dx=4mm, dy=4mm, dz=1.4mm, Graded Ratio:1.4
Power Drift = 0.07 dB
Peak SAR (extrapolated) = 0.398 W/kg
SAR(1 g) = 0.093 W/kg; SAR(10 g) = 0.040 W/kg

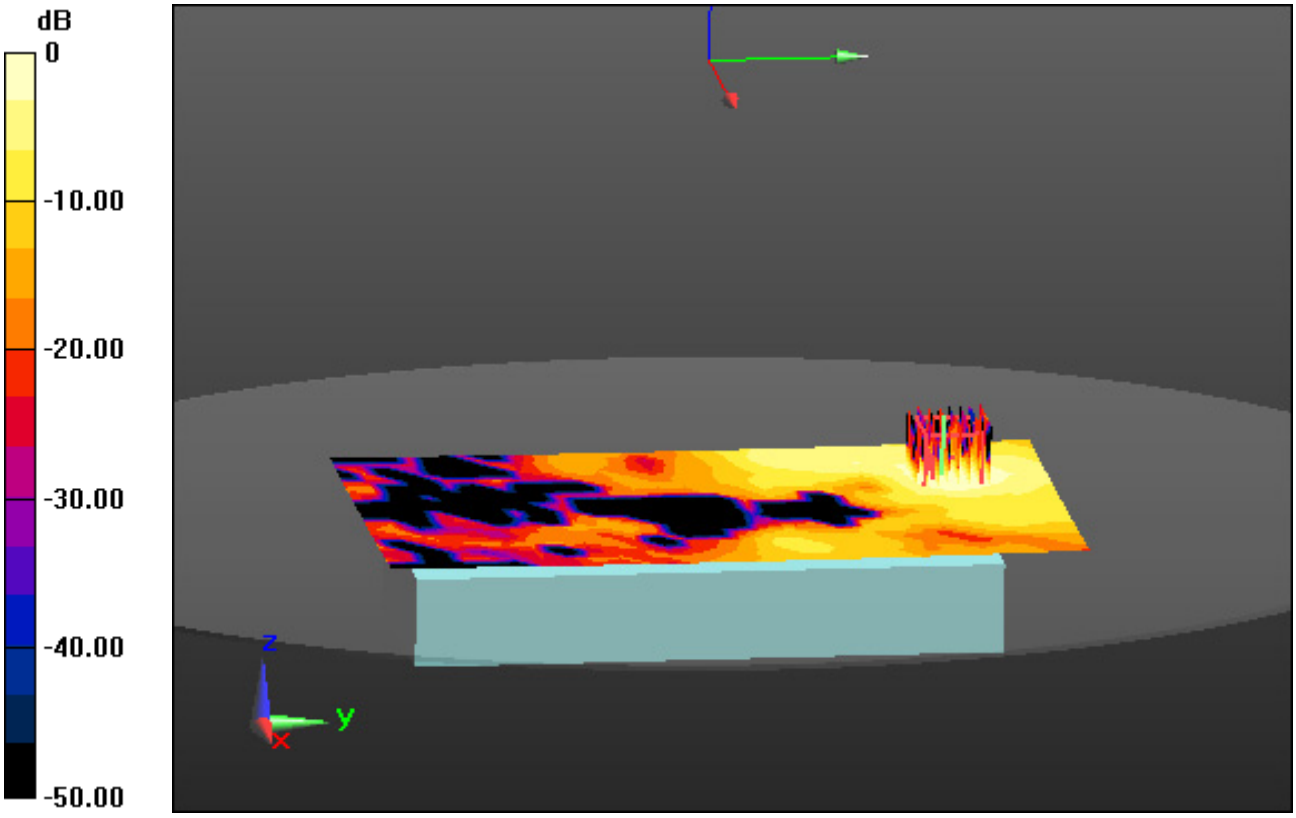

0 dB = 0.247 W/kg

DT&C Co., Ltd.

DUT: PM451; Type: PDA

Communication System: UID 0, Bluetooth (0); Frequency: 2441 MHz;Duty Cycle: 1:1.302
Medium parameters used: f = 2441 MHz; σ = 1.737 S/m; ε_r = 40.654; ρ = 1000 kg/m^3
Phantom section: Flat Section

DASY5 Configuration:
Probe: ES3DV3 - SN3328; ConvF(4.7, 4.7, 4.7) @ 2441 MHz; Calibrated: 3/25/2020 Electronics: DAE4 Sn1335
Sensor-Surface: 3mm (Mechanical Surface Detection)
Phantom: ELI v5.0_2014_02_13; Type: QDOVA002AA; Serial: TP:1237
Measurement SW: DASY52, Version 52.10 (3); SEMCAD X Version 14.6.13 (7474)

Test Date: 2020-06-04; Ambient Temp: 21.0; Tissue Temp: 20.8

1 cm space from Body, Front, Bluetooth 1Mbps Ch. 39, Ant Internal

Area Scan (12x23x1): Measurement grid: dx=12mm, dy=12mm
Zoom Scan (7x7x7)/Cube 0: Measurement grid: dx=5mm, dy=5mm, dz=5mm
Power Drift = 0.00 dB
Peak SAR (extrapolated) = 0.0160 W/kg
SAR(1 g) = 0.0077 W/kg; SAR(10 g) = 0.00293 W/kg

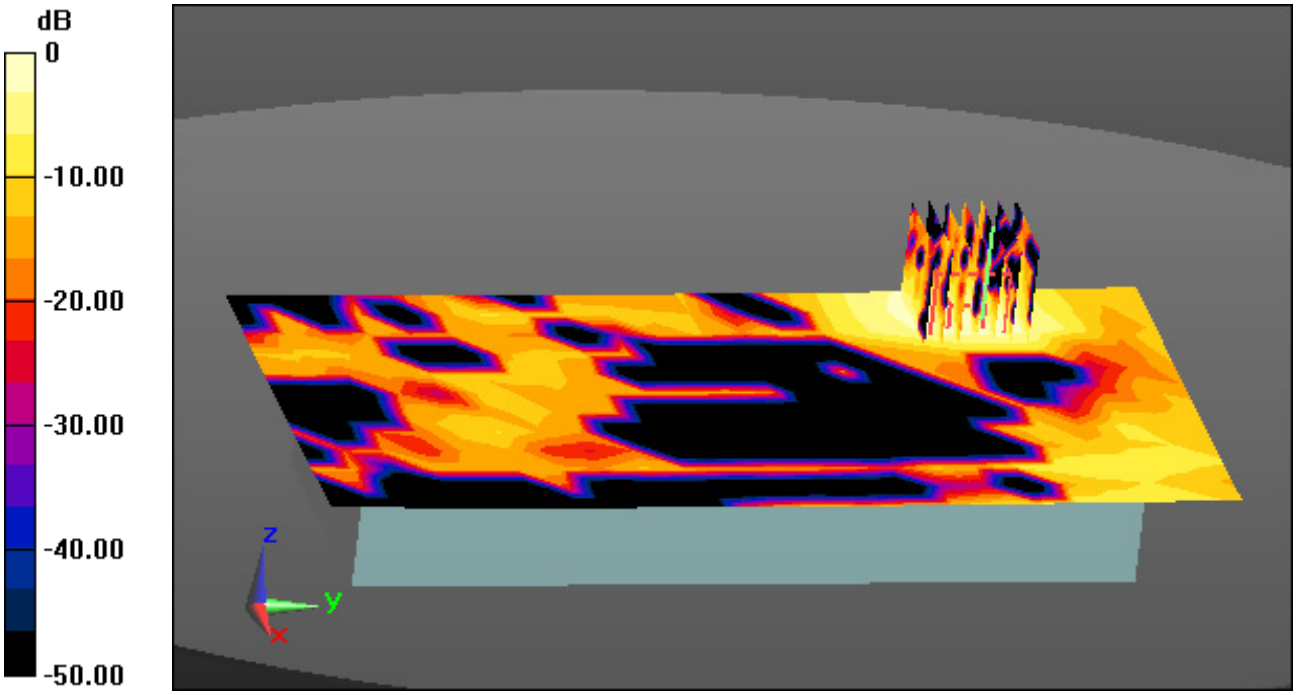

0 dB = 0.0103 W/kg

DT&C Co., Ltd.

DUT: PM451; Type: PDA

Communication System: UID 0, 00_2.4 GHz W-LAN (0); Frequency: 2462 MHz;Duty Cycle: 1:1
Medium parameters used: f = 2462 MHz; σ = 1.759 S/m; ε_r = 40.586; ρ = 1000 kg/m^3
Phantom section: Flat Section

DASY5 Configuration:
Probe: ES3DV3 - SN3328; ConvF(4.7, 4.7, 4.7) @ 2462 MHz; Calibrated: 3/25/2020 Electronics: DAE4 Sn1335
Sensor-Surface: 3mm (Mechanical Surface Detection)
Phantom: ELI v5.0_2014_02_13; Type: QDOVA002AA; Serial: TP:1237
Measurement SW: DASY52, Version 52.10 (3); SEMCAD X Version 14.6.13 (7474)

Test Date: 2020-06-04; Ambient Temp: 21.0; Tissue Temp: 20.8

Touch from Body, Rear, WLAN(802.11b) Ch. 11, Ant Internal, Ant.1

With Handstrap

Area Scan (12x23x1): Measurement grid: dx=12mm, dy=12mm
Zoom Scan (7x7x7)/Cube 0: Measurement grid: dx=5mm, dy=5mm, dz=5mm
Power Drift = -0.05 dB
Peak SAR (extrapolated) = 0.115 W/kg
SAR(1 g) = 0.048 W/kg; SAR(10 g) = 0.021 W/kg

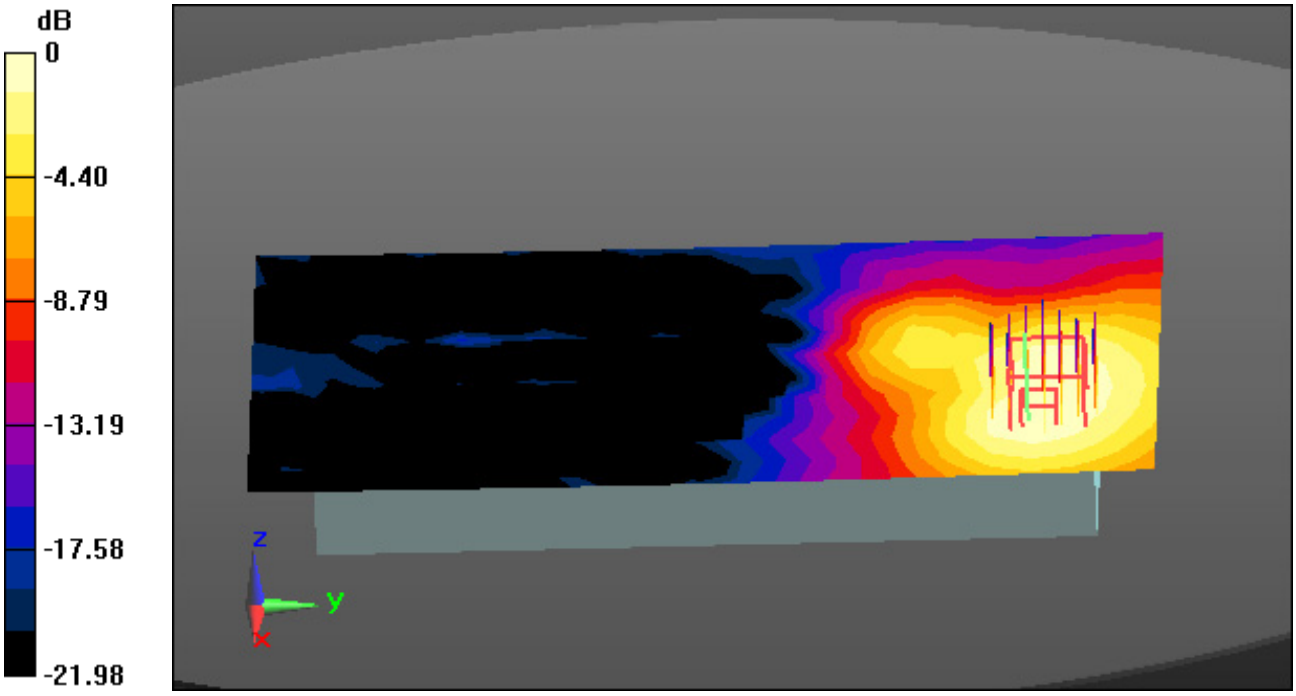

0 dB = 0.060 W/kg

DT&C Co., Ltd.

DUT: PM451; Type: PDA

Communication System: UID 0, 00_2.4 GHz W-LAN (0); Frequency: 2437 MHz;Duty Cycle: 1:1
Medium parameters used: f = 2437 MHz; σ = 1.734 S/m; ε_r = 40.666; ρ = 1000 kg/m^3
Phantom section: Flat Section

DASY5 Configuration:
Probe: ES3DV3 - SN3328; ConvF(4.7, 4.7, 4.7) @ 2437 MHz; Calibrated: 3/25/2020 Electronics: DAE4 Sn1335
Sensor-Surface: 3mm (Mechanical Surface Detection)
Phantom: ELI v5.0_2014_02_13; Type: QDOVA002AA; Serial: TP:1237
Measurement SW: DASY52, Version 52.10 (3); SEMCAD X Version 14.6.13 (7474)

Test Date: 2020-06-04; Ambient Temp: 21.0; Tissue Temp: 20.8

Touch from Body, Rear, WLAN(802.11b) Ch. 6, Ant Internal, Ant.2

With Handstrap

Area Scan (12x23x1): Measurement grid: dx=12mm, dy=12mm
Zoom Scan (7x7x7)/Cube 0: Measurement grid: dx=5mm, dy=5mm, dz=5mm
Power Drift = -0.11 dB
Peak SAR (extrapolated) = 0.115 W/kg
SAR(1 g) = 0.063 W/kg; SAR(10 g) = 0.036 W/kg

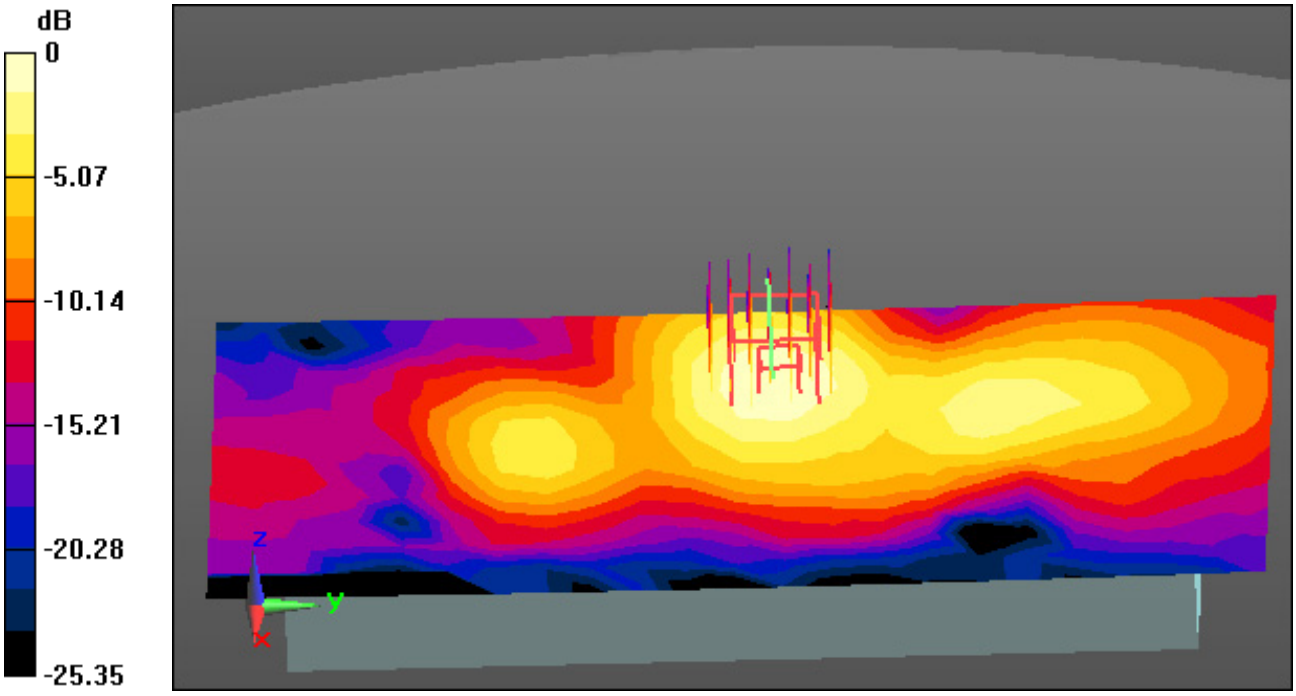

0 dB = 0.0832 W/kg

DT&C Co., Ltd.

DUT: PM451; Type: PDA

Communication System: UID 0, 00_2.4 GHz W-LAN (0); Frequency: 2437 MHz;Duty Cycle: 1:1
Medium parameters used: f = 2437 MHz; σ = 1.734 S/m; ε_r = 40.666; ρ = 1000 kg/m^3
Phantom section: Flat Section

DASY5 Configuration:
Probe: ES3DV3 - SN3328; ConvF(4.7, 4.7, 4.7) @ 2437 MHz; Calibrated: 3/25/2020 Electronics: DAE4 Sn1335
Sensor-Surface: 3mm (Mechanical Surface Detection)
Phantom: ELI v5.0_2014_02_13; Type: QDOVA002AA; Serial: TP:1237
Measurement SW: DASY52, Version 52.10 (3); SEMCAD X Version 14.6.13 (7474)

Test Date: 2020-06-04; Ambient Temp: 21.0; Tissue Temp: 20.8

Touch from Body, Rear, WLAN(802.11b) Ch. 6, Ant Internal,MIMO

With Handstrap

Area Scan (12x23x1): Measurement grid: dx=12mm, dy=12mm
Zoom Scan (7x7x7)/Cube 0: Measurement grid: dx=5mm, dy=5mm, dz=5mm
Power Drift = -0.07 dB
Peak SAR (extrapolated) = 0.135 W/kg
SAR(1 g) = 0.066 W/kg; SAR(10 g) = 0.036 W/kg

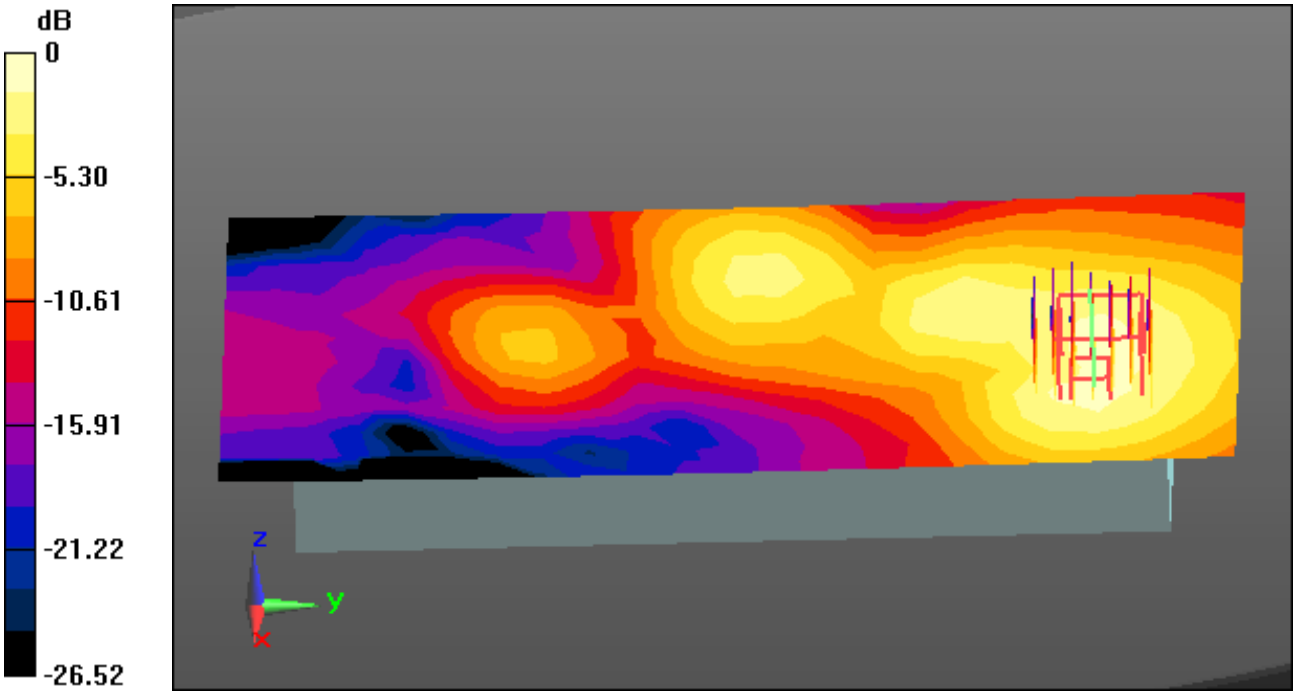

0 dB = 0.112 W/kg

DT&C Co., Ltd.

DUT: PM451; Type: PDA

Communication System: UID 0, W-LAN_5300 (0); Frequency: 5260 MHz;Duty Cycle: 1:1
Medium parameters used: f = 5260 MHz; σ = 4.808 S/m; ε_r = 35.007; ρ = 1000 kg/m^3
Phantom section: Flat Section

DASY5 Configuration:
Probe: EX3DV4 - SN3933; ConvF(5.1, 5.1, 5.1); Calibrated: 9/27/2019 Electronics: DAE3 Sn520
Sensor-Surface: 1.4mm (Mechanical Surface Detection)
Phantom: ELI v5.0_2017_03_08; Type: QDIVA001BB; Serial: 1223
Measurement SW: DASY52, Version 52.10 (3); SEMCAD X Version 14.6.13 (7474)

Test Date: 2020-06-05; Ambient Temp: 21.2; Tissue Temp: 20.5

Touch from Body, Rear, WLAN(802.11a) Ch. 52, Ant Internal, Ant.1

With Handstrap

Area Scan (15x28x1): Measurement grid: dx=10mm, dy=10mm
Zoom Scan (8x8x7)/Cube 0: Measurement grid: dx=4mm, dy=4mm, dz=1.4mm, Graded Ratio:1.4
Power Drift = -0.02 dB
Peak SAR (extrapolated) = 0.135 W/kg
SAR(1 g) = 0.024 W/kg; SAR(10 g) = 0.00936 W/kg



0 dB = 0.0810 W/kg

DT&C Co., Ltd.

DUT: PM451; Type: PDA

Communication System: UID 0, W-LAN_5300 (0); Frequency: 5280 MHz;Duty Cycle: 1:1
Medium parameters used: f = 5280 MHz; σ = 4.835 S/m; ε_r = 34.975; ρ = 1000 kg/m^3
Phantom section: Flat Section

DASY5 Configuration:
Probe: EX3DV4 - SN3933; ConvF(5.1, 5.1, 5.1); Calibrated: 9/27/2019 Electronics: DAE3 Sn520
Sensor-Surface: 1.4mm (Mechanical Surface Detection)
Phantom: ELI v5.0_2017_03_08; Type: QDIVA001BB; Serial: 1223
Measurement SW: DASY52, Version 52.10 (3); SEMCAD X Version 14.6.13 (7474)

Test Date: 2020-06-05; Ambient Temp: 21.2; Tissue Temp: 20.5

Touch from Body, Rear, WLAN(802.11a) Ch. 56, Ant Internal, Ant.2

With Handstrap

Area Scan (15x28x1): Measurement grid: dx=10mm, dy=10mm
Zoom Scan (8x8x7)/Cube 0: Measurement grid: dx=4mm, dy=4mm, dz=1.4mm, Graded Ratio:1.4
Power Drift = -0.12 dB
Peak SAR (extrapolated) = 0.0720 W/kg
SAR(1 g) = 0.015 W/kg; SAR(10 g) = 0.00514 W/kg



0 dB = 0.0552 W/kg

DT&C Co., Ltd.

DUT: PM451; Type: PDA

Communication System: UID 0, W-LAN_5300 (0); Frequency: 5260 MHz;Duty Cycle: 1:1
Medium parameters used: f = 5260 MHz; σ = 4.808 S/m; ε_r = 35.007; ρ = 1000 kg/m^3
Phantom section: Flat Section

DASY5 Configuration:
Probe: EX3DV4 - SN3933; ConvF(5.1, 5.1, 5.1); Calibrated: 9/27/2019 Electronics: DAE3 Sn520
Sensor-Surface: 1.4mm (Mechanical Surface Detection)
Phantom: ELI v5.0_2017_03_08; Type: QDIVA001BB; Serial: 1223
Measurement SW: DASY52, Version 52.10 (3); SEMCAD X Version 14.6.13 (7474)

Test Date: 2020-06-05; Ambient Temp: 21.2; Tissue Temp: 20.5

Touch from Body, Rear, WLAN(802.11a) Ch. 52, Ant Internal, MIMO

With Handstrap

Area Scan (15x28x1): Measurement grid: dx=10mm, dy=10mm
Zoom Scan (8x8x7)/Cube 0: Measurement grid: dx=4mm, dy=4mm, dz=1.4mm, Graded Ratio:1.4
Power Drift = 0.00 dB
Peak SAR (extrapolated) = 0.107 W/kg
SAR(1 g) = 0.020 W/kg; SAR(10 g) = 0.011 W/kg

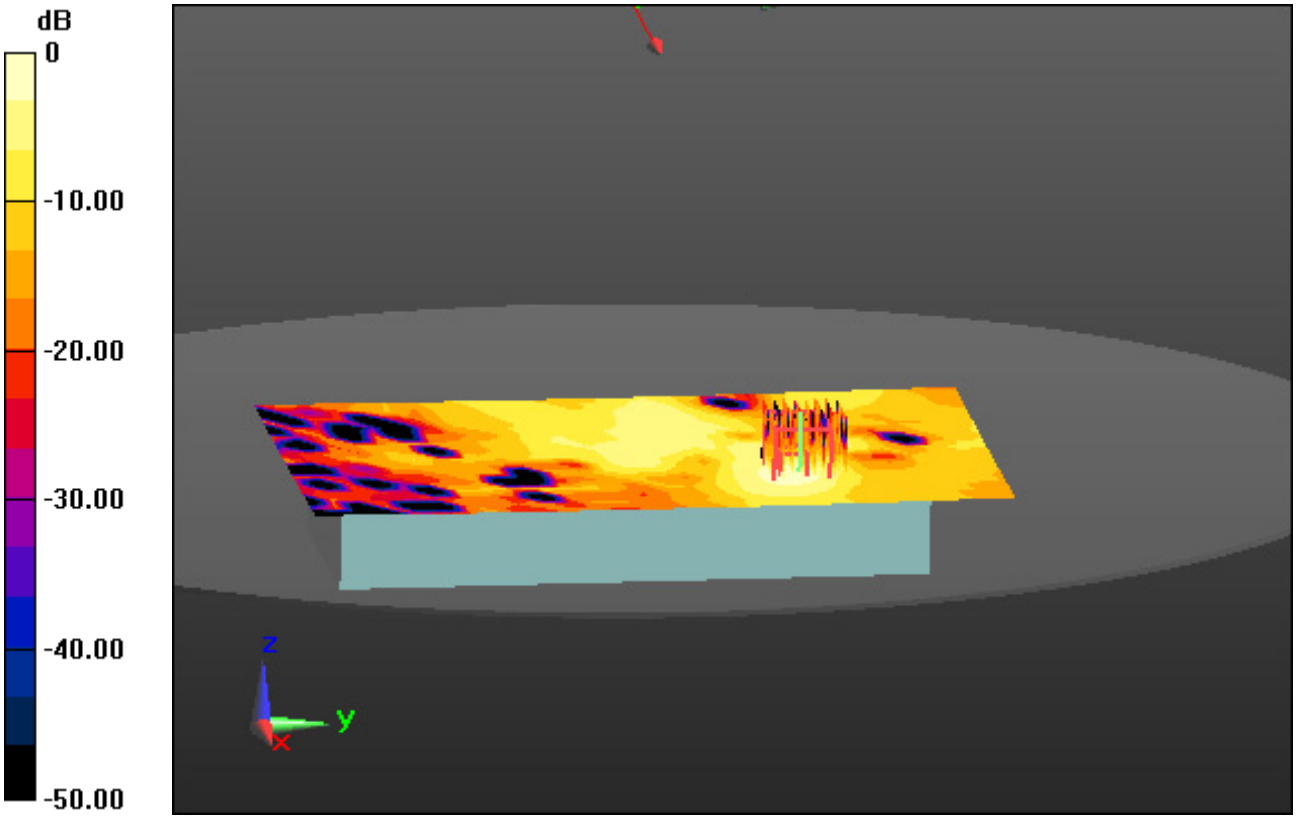

0 dB = 0.0982 W/kg

DT&C Co., Ltd.

DUT: PM451; Type: PDA

Communication System: UID 0, W-LAN_5600 (0); Frequency: 5500 MHz;Duty Cycle: 1:1
Medium parameters used: f = 5500 MHz; σ = 4.943 S/m; ε_r = 34.936; ρ = 1000 kg/m^3
Phantom section: Flat Section

DASY5 Configuration:
Probe: EX3DV4 - SN3933; ConvF(4.95, 4.95, 4.95); Calibrated: 9/27/2019 Electronics: DAE3 Sn520
Sensor-Surface: 1.4mm (Mechanical Surface Detection)
Phantom: ELI v5.0_2017_03_08; Type: QDIVA001BB; Serial: 1223
Measurement SW: DASY52, Version 52.10 (3); SEMCAD X Version 14.6.13 (7474)

Test Date: 2020-06-08; Ambient Temp: 20.8; Tissue Temp: 20.6

Touch from Body, Rear, WLAN(802.11a) Ch. 100, Ant Internal, Ant.1

With Handstrap

Area Scan (15x28x1): Measurement grid: dx=10mm, dy=10mm
Zoom Scan (8x8x7)/Cube 0: Measurement grid: dx=4mm, dy=4mm, dz=1.4mm, Graded Ratio:1.4
Power Drift = -0.07 dB
Peak SAR (extrapolated) = 0.144 W/kg
SAR(1 g) = 0.025 W/kg; SAR(10 g) = 0.010 W/kg



0 dB = 0.0697 W/kg

DT&C Co., Ltd.

DUT: PM451; Type: PDA

Communication System: UID 0, W-LAN_5600 (0); Frequency: 5660 MHz;Duty Cycle: 1:1
Medium parameters used: f = 5660 MHz; σ = 5.128 S/m; ε_r = 34.663; ρ = 1000 kg/m^3
Phantom section: Flat Section

DASY5 Configuration:
Probe: EX3DV4 - SN3933; ConvF(4.8, 4.8, 4.8); Calibrated: 9/27/2019 Electronics: DAE3 Sn520
Sensor-Surface: 1.4mm (Mechanical Surface Detection)
Phantom: ELI v5.0_2017_03_08; Type: QDIVA001BB; Serial: 1223
Measurement SW: DASY52, Version 52.10 (3); SEMCAD X Version 14.6.13 (7474)

Test Date: 2020-06-08; Ambient Temp: 20.8; Tissue Temp: 20.6

Touch from Body, Rear, WLAN(802.11a) Ch. 132, Ant Internal, Ant.2

With Handstrap

Area Scan (15x28x1): Measurement grid: dx=10mm, dy=10mm
Zoom Scan (8x8x7)/Cube 0: Measurement grid: dx=4mm, dy=4mm, dz=1.4mm, Graded Ratio1.4
Power Drift = 0.07 dB
Peak SAR (extrapolated) = 0.230 W/kg
SAR(1 g) = 0.056 W/kg; SAR(10 g) = 0.022 W/kg

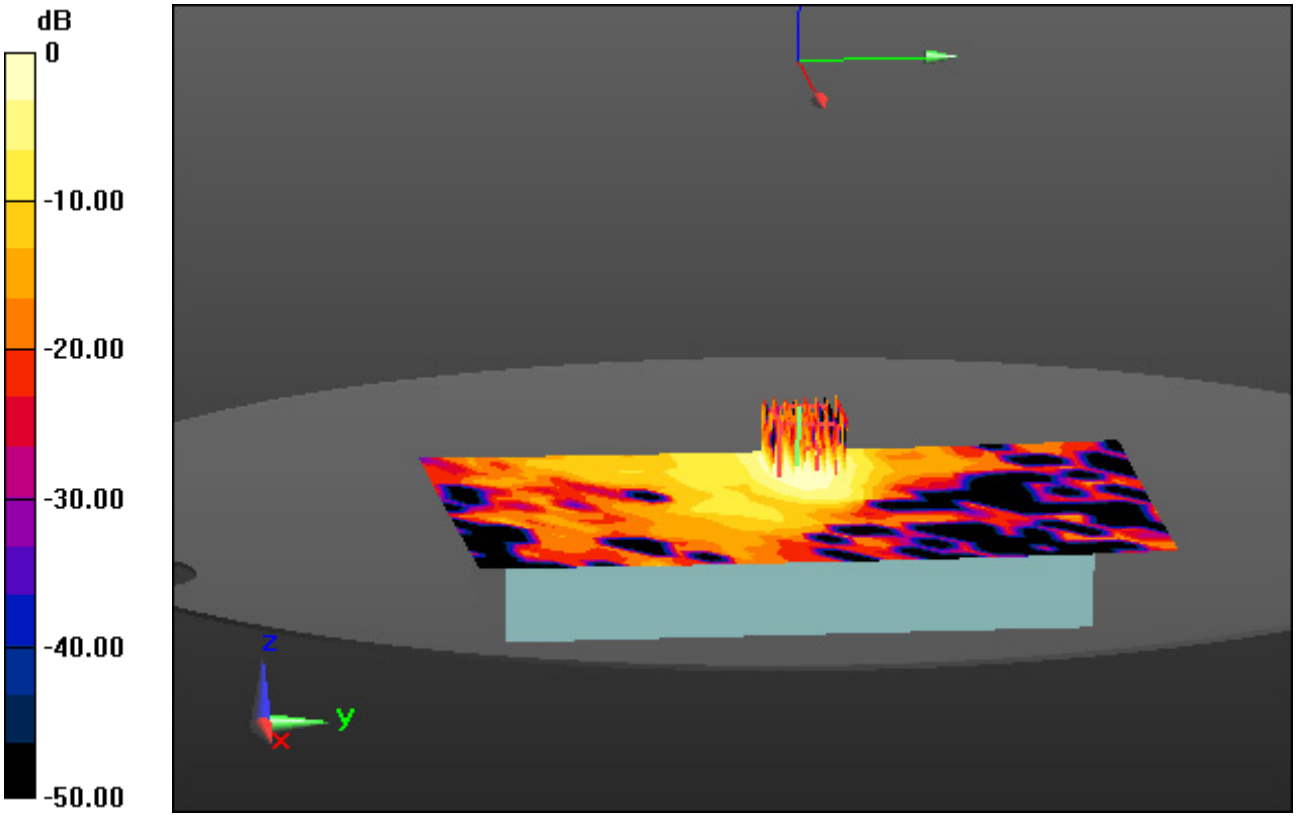

0 dB = 0.129 W/kg

DT&C Co., Ltd.

DUT: PM451; Type: PDA

Communication System: UID 0, W-LAN_5600 (0); Frequency: 5500 MHz;Duty Cycle: 1:1
Medium parameters used: f = 5500 MHz; σ = 4.943 S/m; ε_r = 34.936; ρ = 1000 kg/m^3
Phantom section: Flat Section

DASY5 Configuration:
Probe: EX3DV4 - SN3933; ConvF(4.95, 4.95, 4.95); Calibrated: 9/27/2019 Electronics: DAE3 Sn520
Sensor-Surface: 1.4mm (Mechanical Surface Detection)
Phantom: ELI v5.0_2017_03_08; Type: QDIVA001BB; Serial: 1223
Measurement SW: DASY52, Version 52.10 (3); SEMCAD X Version 14.6.13 (7474)

Test Date: 2020-06-08; Ambient Temp: 20.8; Tissue Temp: 20.6

Touch from Body, Rear, WLAN(802.11a) Ch. 100, Ant Internal, MIMO

With Handstrap

Area Scan (15x28x1): Measurement grid: dx=10mm, dy=10mm
Zoom Scan (8x8x7)/Cube 0: Measurement grid: dx=4mm, dy=4mm, dz=1.4mm, Graded Ratio:1.4
Power Drift = 0.07 dB
Peak SAR (extrapolated) = 0.216 W/kg
SAR(1 g) = 0.059 W/kg; SAR(10 g) = 0.025 W/kg

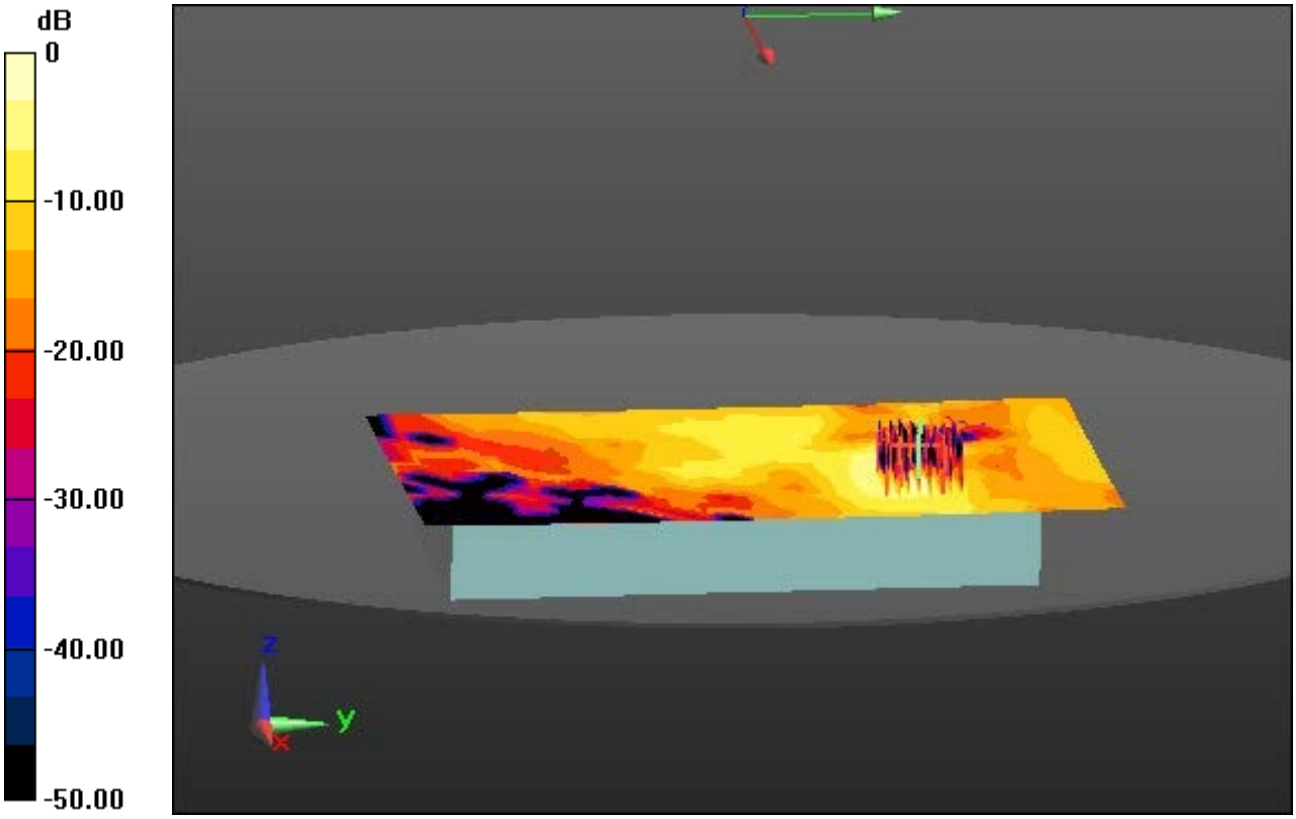

0 dB = 0.197 W/kg

DT&C Co., Ltd.

DUT: PM451; Type: PDA

Communication System: UID 0, W-LAN_5800 (0); Frequency: 5825 MHz;Duty Cycle: 1:1
Medium parameters used: f = 5825 MHz; σ = 5.416 S/m; ε_r = 34.953; ρ = 1000 kg/m^3
Phantom section: Flat Section

DASY5 Configuration:
Probe: EX3DV4 - SN3933; ConvF(4.75, 4.75, 4.75); Calibrated: 9/27/2019 Electronics: DAE3 Sn520
Sensor-Surface: 1.4mm (Mechanical Surface Detection)
Phantom: ELI v5.0_2017_03_08; Type: QDIVA001BB; Serial: 1223
Measurement SW: DASY52, Version 52.10 (3); SEMCAD X Version 14.6.13 (7474)

Test Date: 2020-06-09; Ambient Temp: 21.2; Tissue Temp: 20.9

Touch from Body, Rear, WLAN(802.11a) Ch. 165, Ant Internal, Ant.1

With Handstrap

Area Scan (15x28x1): Measurement grid: dx=10mm, dy=10mm
Zoom Scan (8x8x7)/Cube 0: Measurement grid: dx=4mm, dy=4mm, dz=1.4mm, Graded Ratio:1.4
Power Drift = 0.09 dB
Peak SAR (extrapolated) = 0.202 W/kg
SAR(1 g) = 0.023 W/kg; SAR(10 g) = 0.011 W/kg

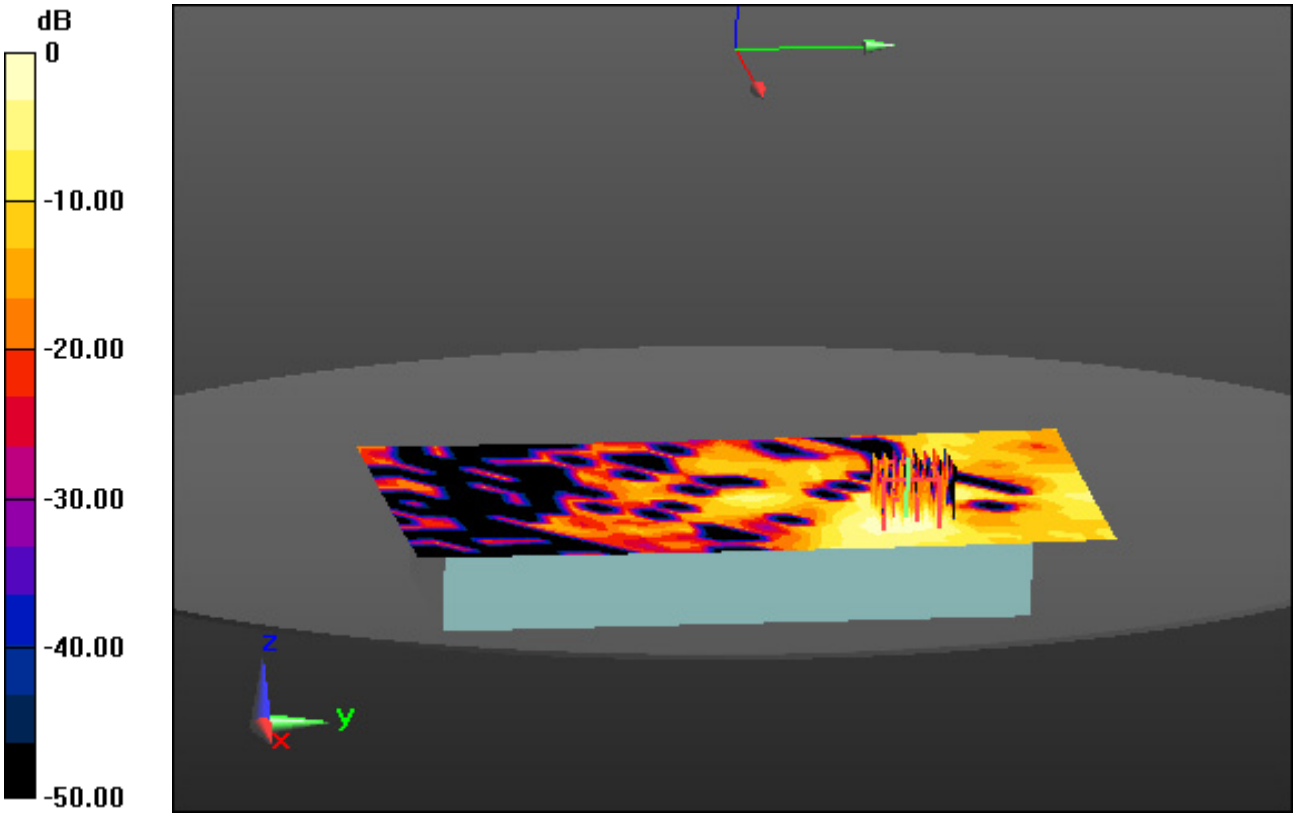

0 dB = 0.0816 W/kg

DT&C Co., Ltd.

DUT: PM451; Type: PDA

Communication System: UID 0, W-LAN_5800 (0); Frequency: 5785 MHz;Duty Cycle: 1:1
Medium parameters used: f = 5785 MHz; σ = 5.364 S/m; ε_r = 35.025; ρ = 1000 kg/m^3
Phantom section: Flat Section

DASY5 Configuration:
Probe: EX3DV4 - SN3933; ConvF(4.75, 4.75, 4.75); Calibrated: 9/27/2019 Electronics: DAE3 Sn520
Sensor-Surface: 1.4mm (Mechanical Surface Detection)
Phantom: ELI v5.0_2017_03_08; Type: QDIVA001BB; Serial: 1223
Measurement SW: DASY52, Version 52.10 (3); SEMCAD X Version 14.6.13 (7474)

Test Date: 2020-06-09; Ambient Temp: 21.2; Tissue Temp: 20.9

Touch from Body, Rear, WLAN(802.11a) Ch. 157, Ant Internal, Ant.2

With Handstrap

Area Scan (15x28x1): Measurement grid: dx=10mm, dy=10mm
Zoom Scan (8x8x7)/Cube 0: Measurement grid: dx=4mm, dy=4mm, dz=1.4mm, Graded Ratio:1.4
Power Drift = 0.16 dB
Peak SAR (extrapolated) = 0.281 W/kg
SAR(1 g) = 0.055 W/kg; SAR(10 g) = 0.020 W/kg

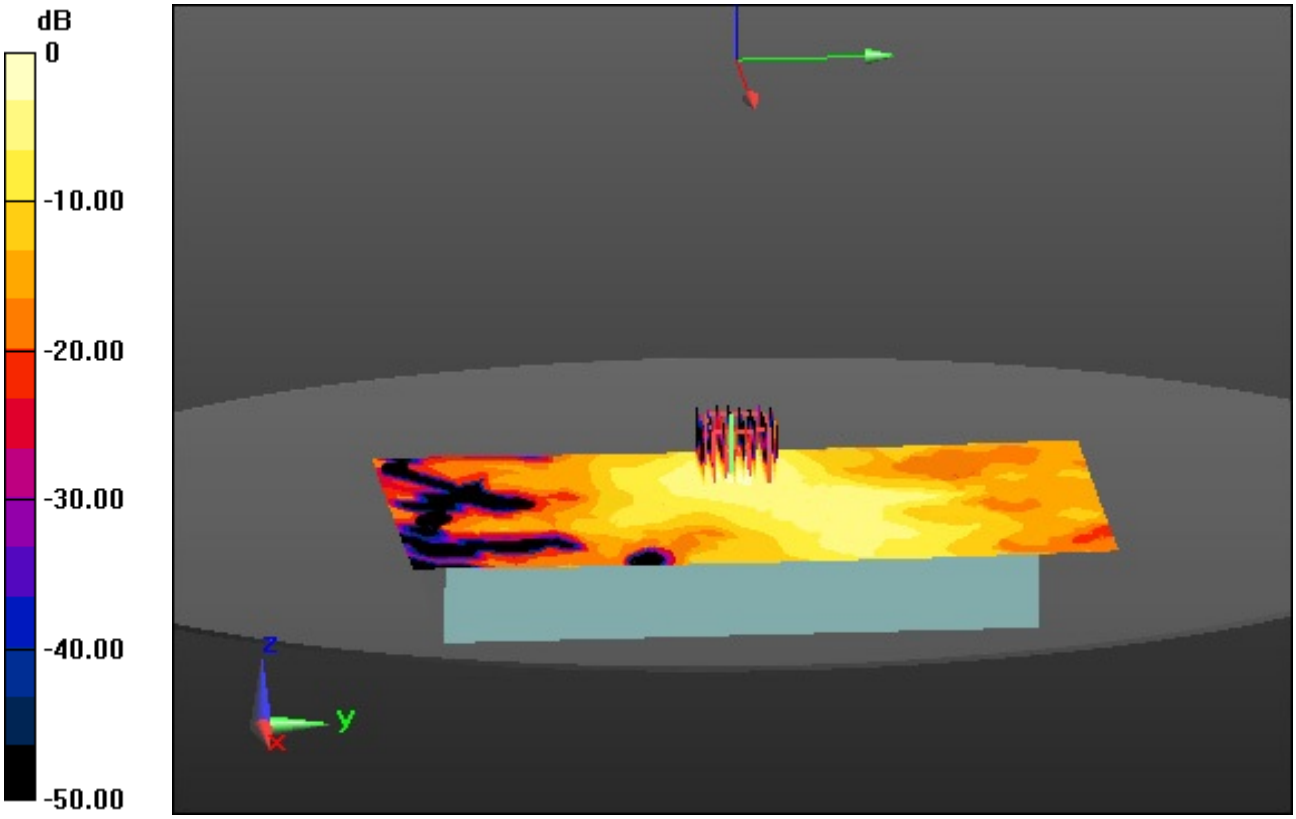

0 dB = 0.248 W/kg

DUT: PM451; Type: PDA

Communication System: UID 0, W-LAN_5800 (0); Frequency: 5785 MHz;Duty Cycle: 1:1
Medium parameters used: f = 5785 MHz; σ = 5.364 S/m; ε_r = 35.025; ρ = 1000 kg/m^3
Phantom section: Flat Section

DASY5 Configuration:
Probe: EX3DV4 - SN3933; ConvF(4.75, 4.75, 4.75); Calibrated: 9/27/2019 Electronics: DAE3 Sn520
Sensor-Surface: 1.4mm (Mechanical Surface Detection)
Phantom: ELI v5.0_2017_03_08; Type: QDIVA001BB; Serial: 1223
Measurement SW: DASY52, Version 52.10 (3); SEMCAD X Version 14.6.13 (7474)

Test Date: 2020-06-09; Ambient Temp: 21.2; Tissue Temp: 20.9

Touch from Body, Rear, WLAN(802.11a) Ch. 157, Ant Internal, MIMO

With Handstrap

Area Scan (15x28x1): Measurement grid: dx=10mm, dy=10mm
Zoom Scan (8x8x7)/Cube 0: Measurement grid: dx=4mm, dy=4mm, dz=1.4mm, Graded Ratio:1.4
Power Drift = -0.10 dB
Peak SAR (extrapolated) = 0.212 W/kg
SAR(1 g) = 0.049 W/kg; SAR(10 g) = 0.021 W/kg

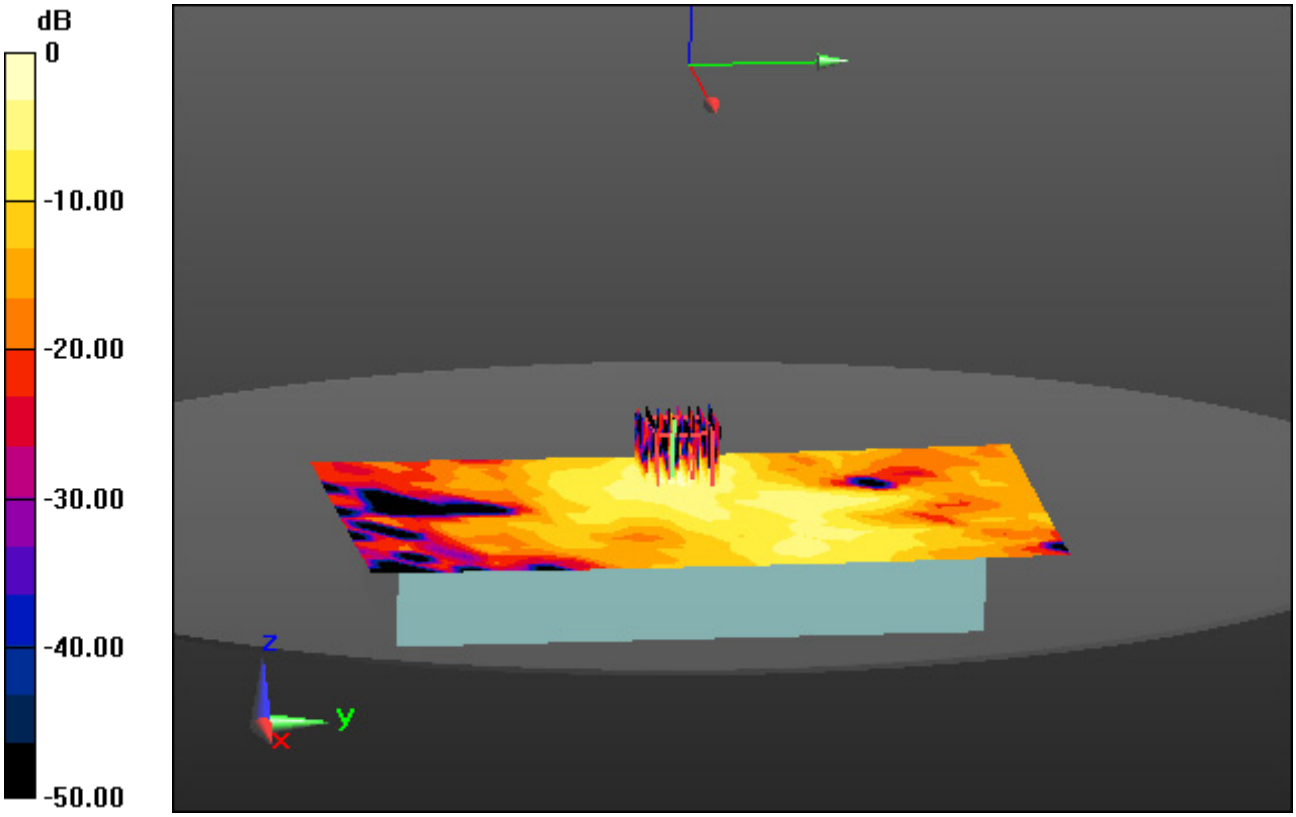

0 dB = 0.230 W/kg

DT&C Co., Ltd.

DUT: PM451; Type: PDA

Communication System: UID 0, Bluetooth (0); Frequency: 2441 MHz;Duty Cycle: 1:1.302
Medium parameters used: f = 2441 MHz; σ = 1.737 S/m; ε_r = 40.654; ρ = 1000 kg/m^3
Phantom section: Flat Section

DASY5 Configuration:
Probe: ES3DV3 - SN3328; ConvF(4.7, 4.7, 4.7) @ 2441 MHz; Calibrated: 3/25/2020 Electronics: DAE4 Sn1335
Sensor-Surface: 3mm (Mechanical Surface Detection)
Phantom: ELI v5.0_2014_02_13; Type: QDOVA002AA; Serial: TP:1237
Measurement SW: DASY52, Version 52.10 (3); SEMCAD X Version 14.6.13 (7474)

Test Date: 2020-06-04; Ambient Temp: 21.0; Tissue Temp: 20.8

Touch from Body, Rear, Bluetooth 1Mbps Ch. 39, Ant Internal

With Handstrap

Area Scan (12x23x1): Measurement grid: dx=12mm, dy=12mm
Zoom Scan (7x7x7)/Cube 0: Measurement grid: dx=5mm, dy=5mm, dz=5mm
Power Drift = 0.00 dB
Peak SAR (extrapolated) = 0.0288 W/kg
SAR(1 g) = 0.0088 W/kg; SAR(10 g) = 0.00313 W/kg

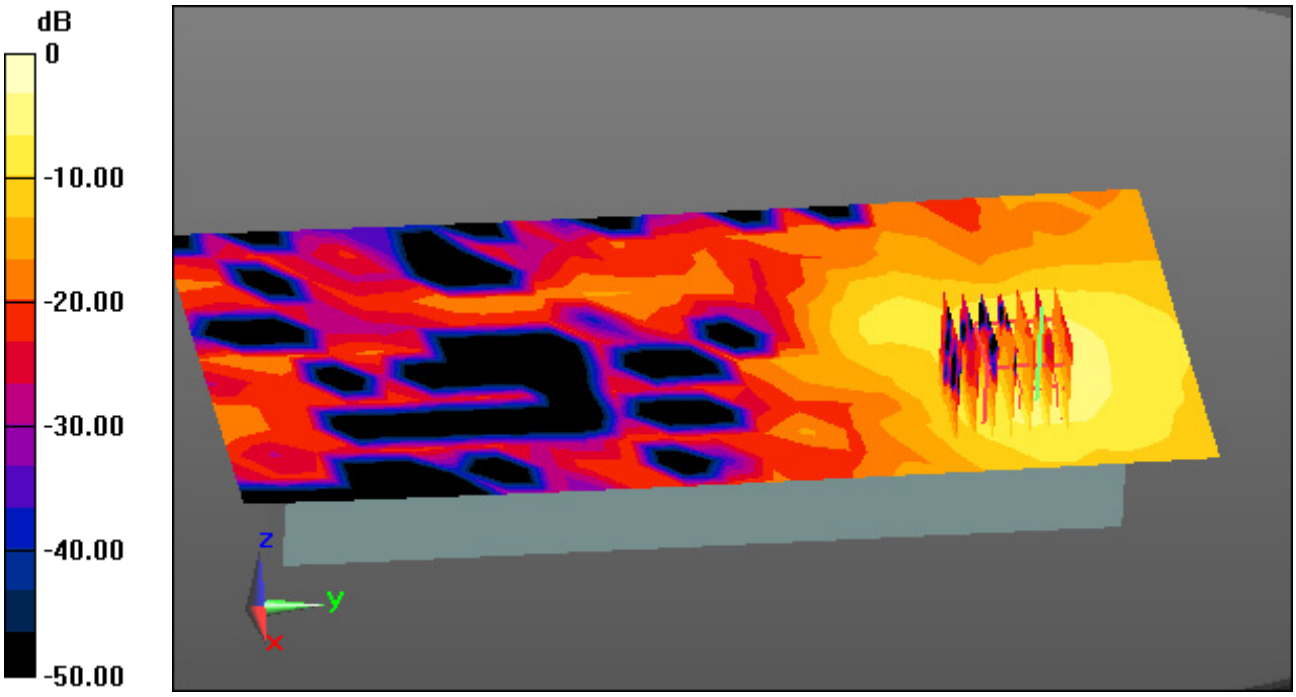

0 dB = 0.0600 W/kg

DT&C Co., Ltd.

DUT: PM451; Type: PDA

Communication System: UID 0, 00_2.4 GHz W-LAN (0); Frequency: 2462 MHz;Duty Cycle: 1:1
Medium parameters used: f = 2462 MHz; σ = 1.759 S/m; ε_r = 40.586; ρ = 1000 kg/m^3
Phantom section: Flat Section

DASY5 Configuration:
Probe: ES3DV3 - SN3328; ConvF(4.7, 4.7, 4.7) @ 2462 MHz; Calibrated: 3/25/2020 Electronics: DAE4 Sn1335
Sensor-Surface: 3mm (Mechanical Surface Detection)
Phantom: ELI v5.0_2014_02_13; Type: QDOVA002AA; Serial: TP:1237
Measurement SW: DASY52, Version 52.10 (3); SEMCAD X Version 14.6.13 (7474)

Test Date: 2020-06-04; Ambient Temp: 21.0; Tissue Temp: 20.8

Touch from Body, Left, WLAN(802.11b) Ch. 11, Ant Internal, Ant.1

Area Scan (7x19x1): Measurement grid: dx=12mm, dy=12mm
Zoom Scan (7x7x7)/Cube 0: Measurement grid: dx=5mm, dy=5mm, dz=5mm
Power Drift = -0.19 dB
Peak SAR (extrapolated) = 5.55 W/kg
SAR(1 g) = 2.32 W/kg; SAR(10 g) = 0.867 W/kg

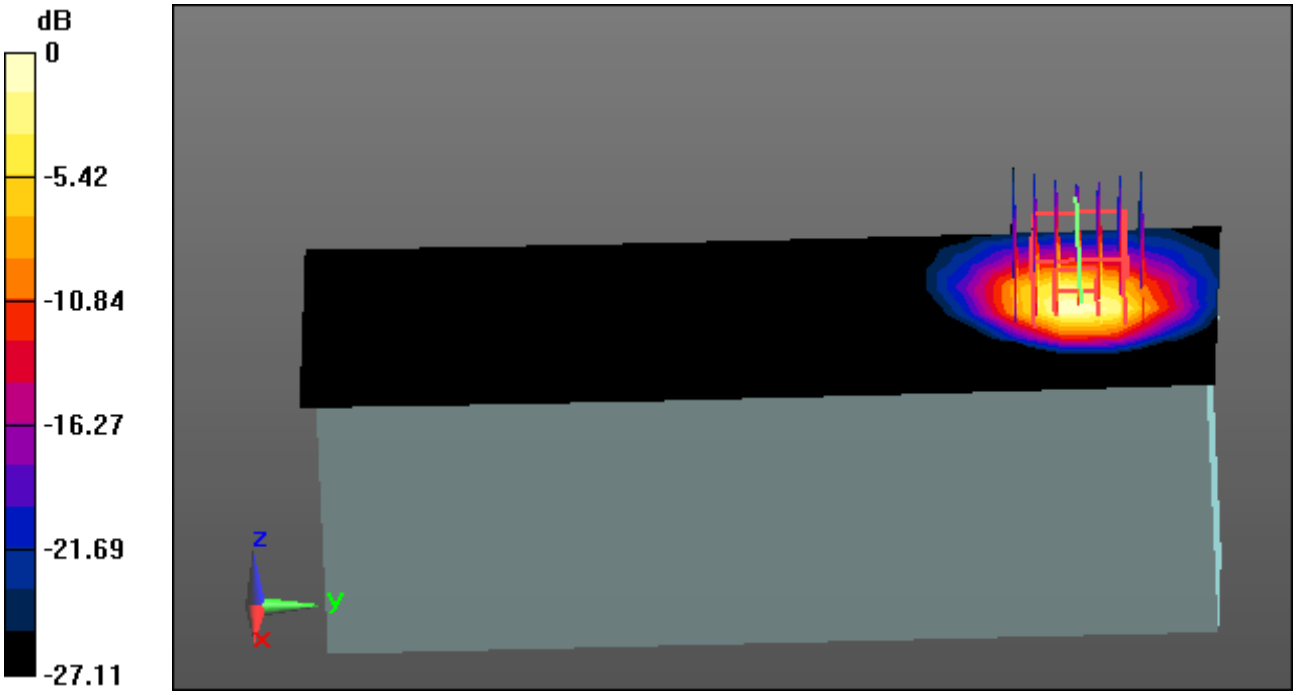

0 dB = 3.28 W/kg

DT&C Co., Ltd.

DUT: PM451; Type: PDA

Communication System: UID 0, 00_2.4 GHz W-LAN (0); Frequency: 2437 MHz;Duty Cycle: 1:1
Medium parameters used: f = 2437 MHz; σ = 1.734 S/m; ε_r = 40.666; ρ = 1000 kg/m^3
Phantom section: Flat Section

DASY5 Configuration:
Probe: ES3DV3 - SN3328; ConvF(4.7, 4.7, 4.7) @ 2437 MHz; Calibrated: 3/25/2020 Electronics: DAE4 Sn1335
Sensor-Surface: 3mm (Mechanical Surface Detection)
Phantom: ELI v5.0_2014_02_13; Type: QDOVA002AA; Serial: TP:1237
Measurement SW: DASY52, Version 52.10 (3); SEMCAD X Version 14.6.13 (7474)

Test Date: 2020-06-04; Ambient Temp: 21.0; Tissue Temp: 20.8

Touch from Body, Right, WLAN(802.11b) Ch. 6, Ant Internal, Ant.2

Area Scan (7x19x1): Measurement grid: dx=12mm, dy=12mm
Zoom Scan (7x7x7)/Cube 0: Measurement grid: dx=5mm, dy=5mm, dz=5mm
Power Drift = -0.02 dB
Peak SAR (extrapolated) = 1.14 W/kg
SAR(1 g) = 0.595 W/kg; SAR(10 g) = 0.283 W/kg

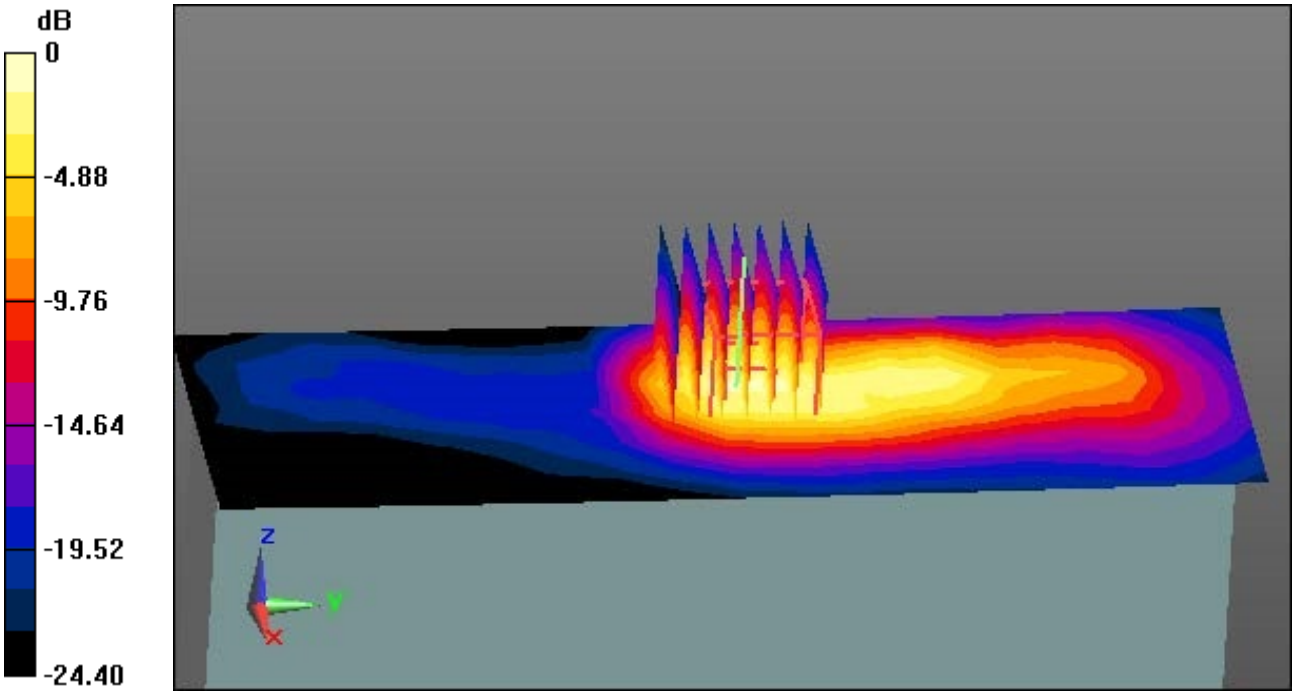

0 dB = 0.830 W/kg

DT&C Co., Ltd.

DUT: PM451; Type: PDA

Communication System: UID 0, 00_2.4 GHz W-LAN (0); Frequency: 2437 MHz;Duty Cycle: 1:1
Medium parameters used: f = 2437 MHz; σ = 1.734 S/m; ε_r = 40.666; ρ = 1000 kg/m^3
Phantom section: Flat Section

DASY5 Configuration:
Probe: ES3DV3 - SN3328; ConvF(4.7, 4.7, 4.7) @ 2437 MHz; Calibrated: 3/25/2020 Electronics: DAE4 Sn1335
Sensor-Surface: 3mm (Mechanical Surface Detection)
Phantom: ELI v5.0_2014_02_13; Type: QDOVA002AA; Serial: TP:1237
Measurement SW: DASY52, Version 52.10 (3); SEMCAD X Version 14.6.13 (7474)

Test Date: 2020-06-04; Ambient Temp: 21.0; Tissue Temp: 20.8

Touch from Body, Left, WLAN(802.11b) Ch. 6, Ant Internal,MIMO

Area Scan (7x19x1): Measurement grid: dx=12mm, dy=12mm
Zoom Scan (7x7x7)/Cube 0: Measurement grid: dx=5mm, dy=5mm, dz=5mm
Power Drift = -0.02 dB
Peak SAR (extrapolated) = 5.83 W/kg
SAR(1 g) = 2.60 W/kg; SAR(10 g) = 0.966 W/kg

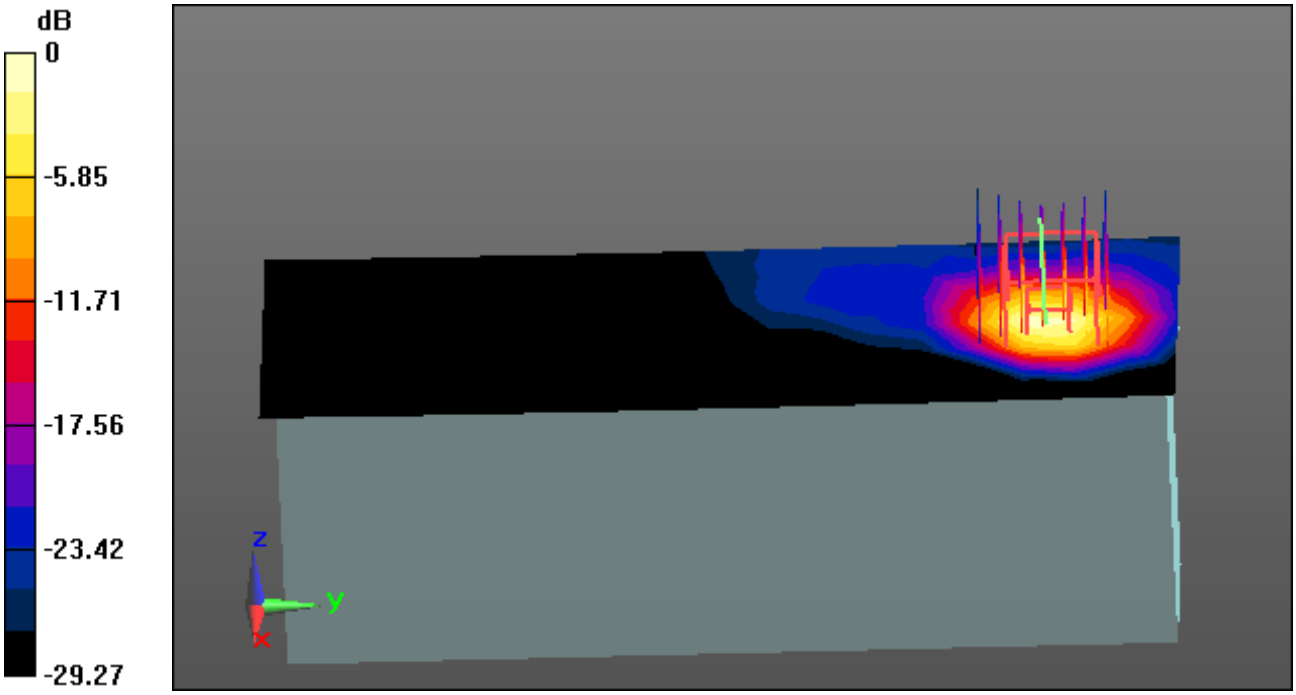

0 dB = 3.70 W/kg

DT&C Co., Ltd.

DUT: PM451; Type: PDA

Communication System: UID 0, W-LAN_5300 (0); Frequency: 5260 MHz;Duty Cycle: 1:1
Medium parameters used: f = 5260 MHz; σ = 4.808 S/m; ε_r = 35.007; ρ = 1000 kg/m^3
Phantom section: Flat Section

DASY5 Configuration:
Probe: EX3DV4 - SN3933; ConvF(5.1, 5.1, 5.1); Calibrated: 9/27/2019 Electronics: DAE3 Sn520
Sensor-Surface: 1.4mm (Mechanical Surface Detection)
Phantom: ELI v5.0_2017_03_08; Type: QDIVA001BB; Serial: 1223
Measurement SW: DASY52, Version 52.10 (3); SEMCAD X Version 14.6.13 (7474)

Test Date: 2020-06-05; Ambient Temp: 21.2; Tissue Temp: 20.5

Touch from Body, Left, WLAN(802.11a) Ch. 52, Ant Internal, Ant.1

Area Scan (9x27x1): Measurement grid: dx=10mm, dy=10mm
Zoom Scan (8x8x7)/Cube 0: Measurement grid: dx=4mm, dy=4mm, dz=1.4mm, Graded Ratio:1.4
Power Drift = -0.04 dB
Peak SAR (extrapolated) = 5.84 W/kg
SAR(1 g) = 1.3 W/kg; SAR(10 g) = 0.304 W/kg

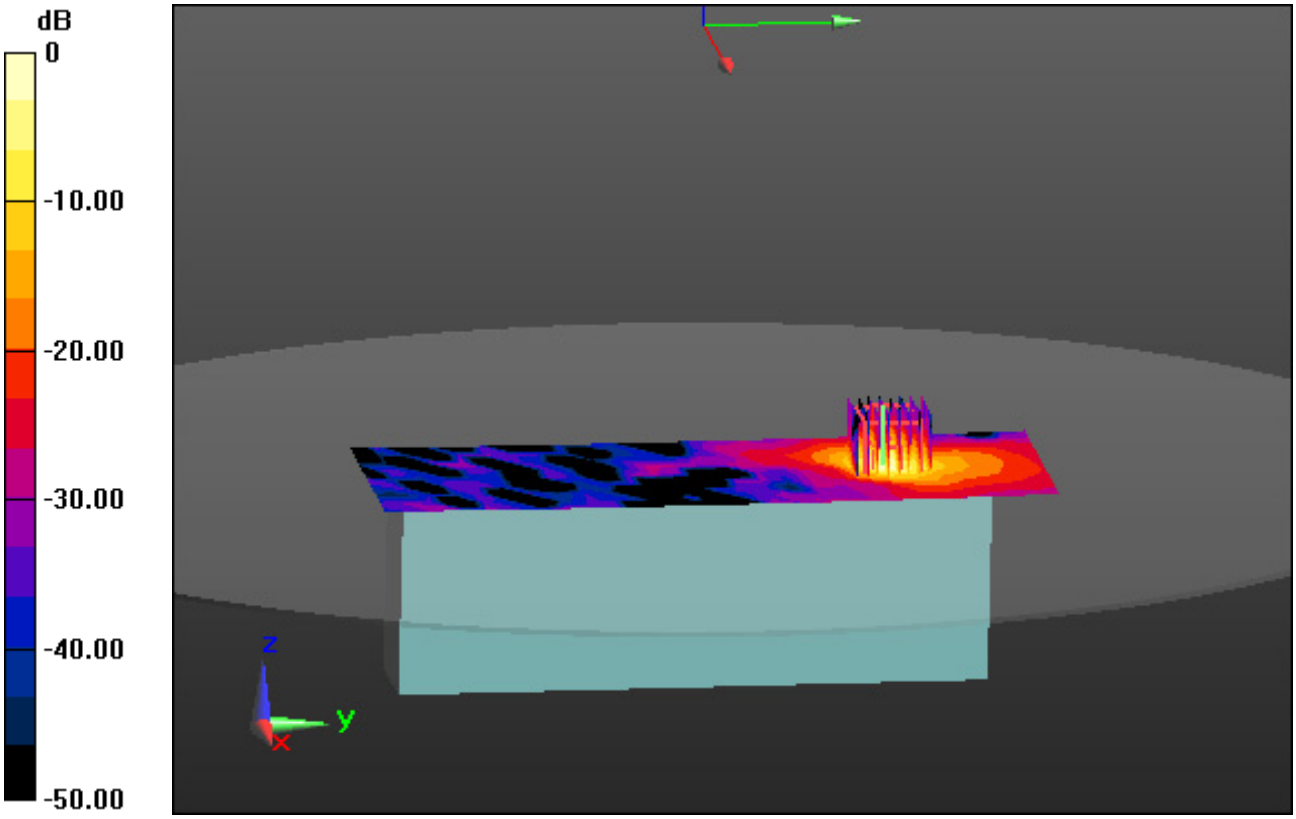

0 dB = 3.41 W/kg

DT&C Co., Ltd.

DUT: PM451; Type: PDA

Communication System: UID 0, W-LAN_5300 (0); Frequency: 5280 MHz;Duty Cycle: 1:1
Medium parameters used: f = 5280 MHz; σ = 4.835 S/m; ε_r = 34.975; ρ = 1000 kg/m^3
Phantom section: Flat Section

DASY5 Configuration:
Probe: EX3DV4 - SN3933; ConvF(5.1, 5.1, 5.1); Calibrated: 9/27/2019 Electronics: DAE3 Sn520
Sensor-Surface: 1.4mm (Mechanical Surface Detection)
Phantom: ELI v5.0_2017_03_08; Type: QDIVA001BB; Serial: 1223
Measurement SW: DASY52, Version 52.10 (3); SEMCAD X Version 14.6.13 (7474)

Test Date: 2020-06-05; Ambient Temp: 21.2; Tissue Temp: 20.5

Touch from Body, Right, WLAN(802.11a) Ch. 56, Ant Internal, Ant.2

Area Scan (9x27x1): Measurement grid: dx=10mm, dy=10mm
Zoom Scan (8x8x7)/Cube 0: Measurement grid: dx=4mm, dy=4mm, dz=1.4mm, Graded Ratio:1.4
Power Drift = 0.00 dB
Peak SAR (extrapolated) = 2.43 W/kg
SAR(1 g) = 0.457 W/kg; SAR(10 g) = 0.110 W/kg

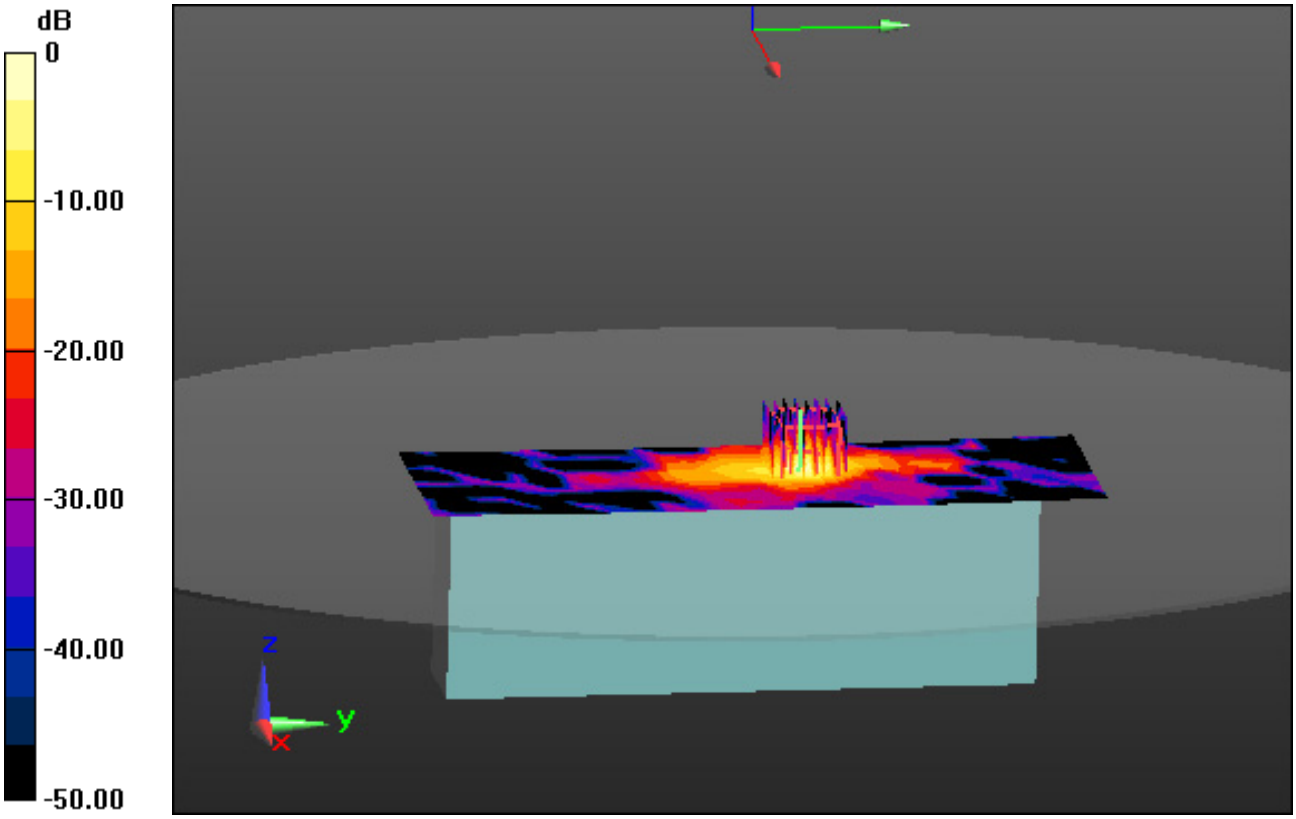

0 dB = 1.32 W/kg

DT&C Co., Ltd.

DUT: PM451; Type: PDA

Communication System: UID 0, W-LAN_5300 (0); Frequency: 5260 MHz;Duty Cycle: 1:1
Medium parameters used: f = 5260 MHz; σ = 4.808 S/m; ε_r = 35.007; ρ = 1000 kg/m^3
Phantom section: Flat Section

DASY5 Configuration:
Probe: EX3DV4 - SN3933; ConvF(5.1, 5.1, 5.1); Calibrated: 9/27/2019 Electronics: DAE3 Sn520
Sensor-Surface: 1.4mm (Mechanical Surface Detection)
Phantom: ELI v5.0_2017_03_08; Type: QDIVA001BB; Serial: 1223
Measurement SW: DASY52, Version 52.10 (3); SEMCAD X Version 14.6.13 (7474)

Test Date: 2020-06-05; Ambient Temp: 21.2; Tissue Temp: 20.5

Touch from Body, Left, WLAN(802.11a) Ch. 52, Ant Internal, MIMO

Area Scan (9x27x1): Measurement grid: dx=10mm, dy=10mm
Zoom Scan (8x8x7)/Cube 0: Measurement grid: dx=4mm, dy=4mm, dz=1.4mm, Graded Ratio:1.4
Power Drift = -0.05 dB
Peak SAR (extrapolated) = 6.61 W/kg
SAR(1 g) = 1.45 W/kg; SAR(10 g) = 0.339 W/kg

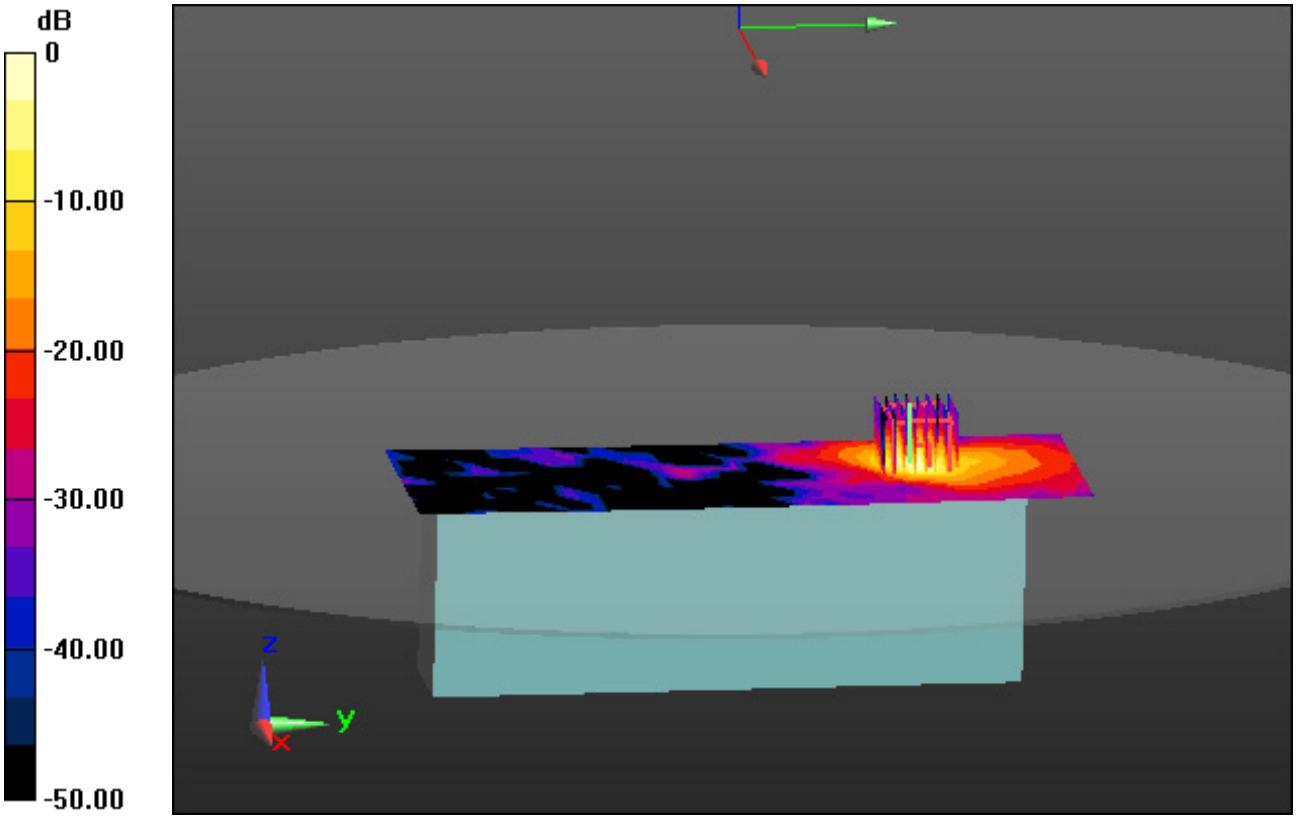

0 dB = 3.60 W/kg

DT&C Co., Ltd.

DUT: PM451; Type: PDA

Communication System: UID 0, W-LAN_5600 (0); Frequency: 5500 MHz;Duty Cycle: 1:1
Medium parameters used: f = 5500 MHz; σ = 4.943 S/m; ε_r = 34.936; ρ = 1000 kg/m^3
Phantom section: Flat Section

DASY5 Configuration:
Probe: EX3DV4 - SN3933; ConvF(4.95, 4.95, 4.95); Calibrated: 9/27/2019 Electronics: DAE3 Sn520
Sensor-Surface: 1.4mm (Mechanical Surface Detection)
Phantom: ELI v5.0_2017_03_08; Type: QDIVA001BB; Serial: 1223
Measurement SW: DASY52, Version 52.10 (3); SEMCAD X Version 14.6.13 (7474)

Test Date: 2020-06-08; Ambient Temp: 20.8; Tissue Temp: 20.6

Touch from Body, Left, WLAN(802.11a) Ch. 100, Ant Internal, Ant.1

Area Scan (9x27x1): Measurement grid: dx=10mm, dy=10mm
Zoom Scan (8x8x7)/Cube 0: Measurement grid: dx=4mm, dy=4mm, dz=1.4mm, Graded Ratio:1.4
Power Drift = 0.09 dB
Peak SAR (extrapolated) = 11.1 W/kg
SAR(1 g) = 2.23 W/kg; SAR(10 g) = 0.485 W/kg

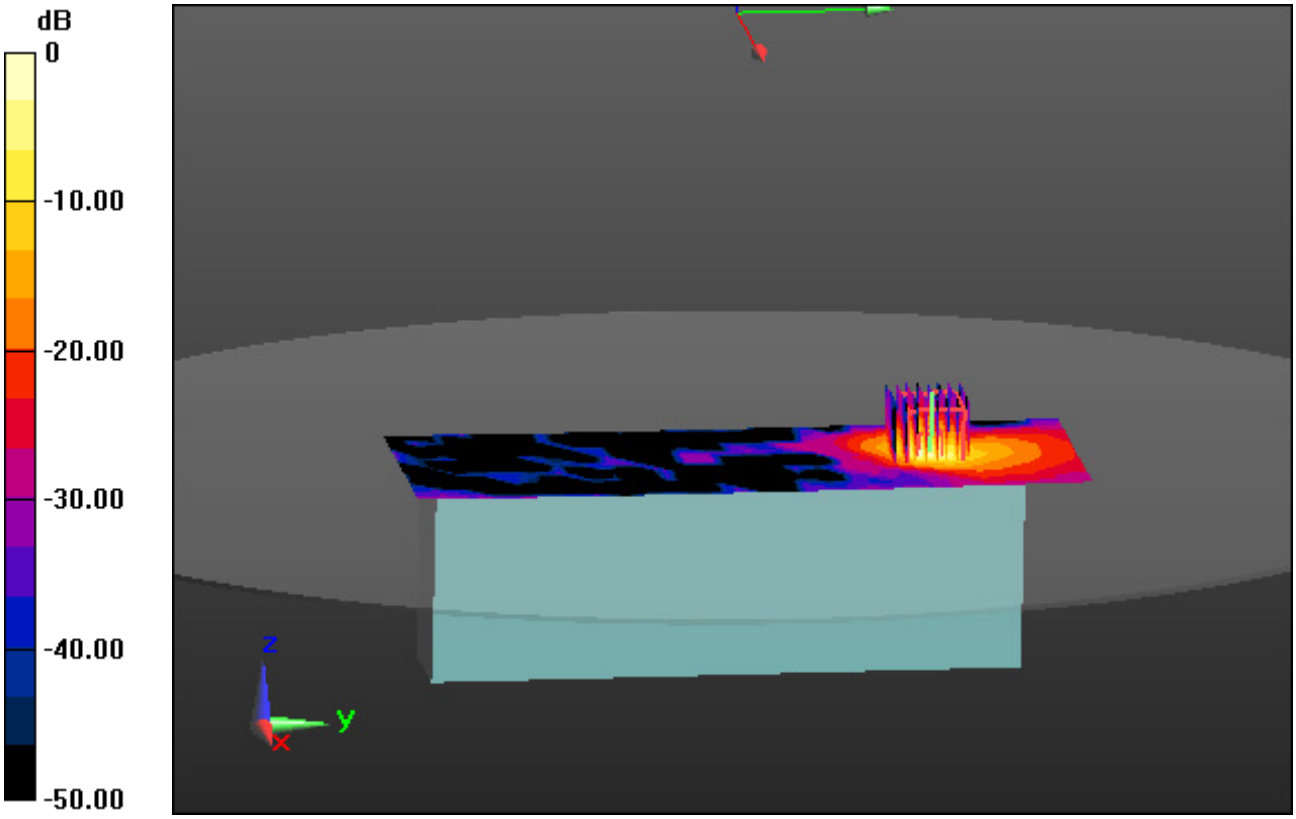

0 dB = 5.59 W/kg

DUT: PM451; Type: PDA

Communication System: UID 0, W-LAN_5600 (0); Frequency: 5660 MHz;Duty Cycle: 1:1
Medium parameters used: f = 5660 MHz; σ = 5.128 S/m; ε_r = 34.663; ρ = 1000 kg/m^3
Phantom section: Flat Section

DASY5 Configuration:
Probe: EX3DV4 - SN3933; ConvF(4.8, 4.8, 4.8); Calibrated: 9/27/2019 Electronics: DAE3 Sn520
Sensor-Surface: 1.4mm (Mechanical Surface Detection)
Phantom: ELI v5.0_2017_03_08; Type: QDIVA001BB; Serial: 1223
Measurement SW: DASY52, Version 52.10 (3); SEMCAD X Version 14.6.13 (7474)

Test Date: 2020-06-08; Ambient Temp: 20.8; Tissue Temp: 20.6

Touch from Body, Right, WLAN(802.11a) Ch. 132, Ant Internal, Ant.2

Area Scan (9x27x1): Measurement grid: dx=10mm, dy=10mm
Zoom Scan (8x8x7)/Cube 0: Measurement grid: dx=4mm, dy=4mm, dz=1.4mm, Graded Ratio:1.4
Power Drift = -0.03 dB
Peak SAR (extrapolated) = 4.93 W/kg
SAR(1 g) = 0.992 W/kg; SAR(10 g) = 0.240 W/kg

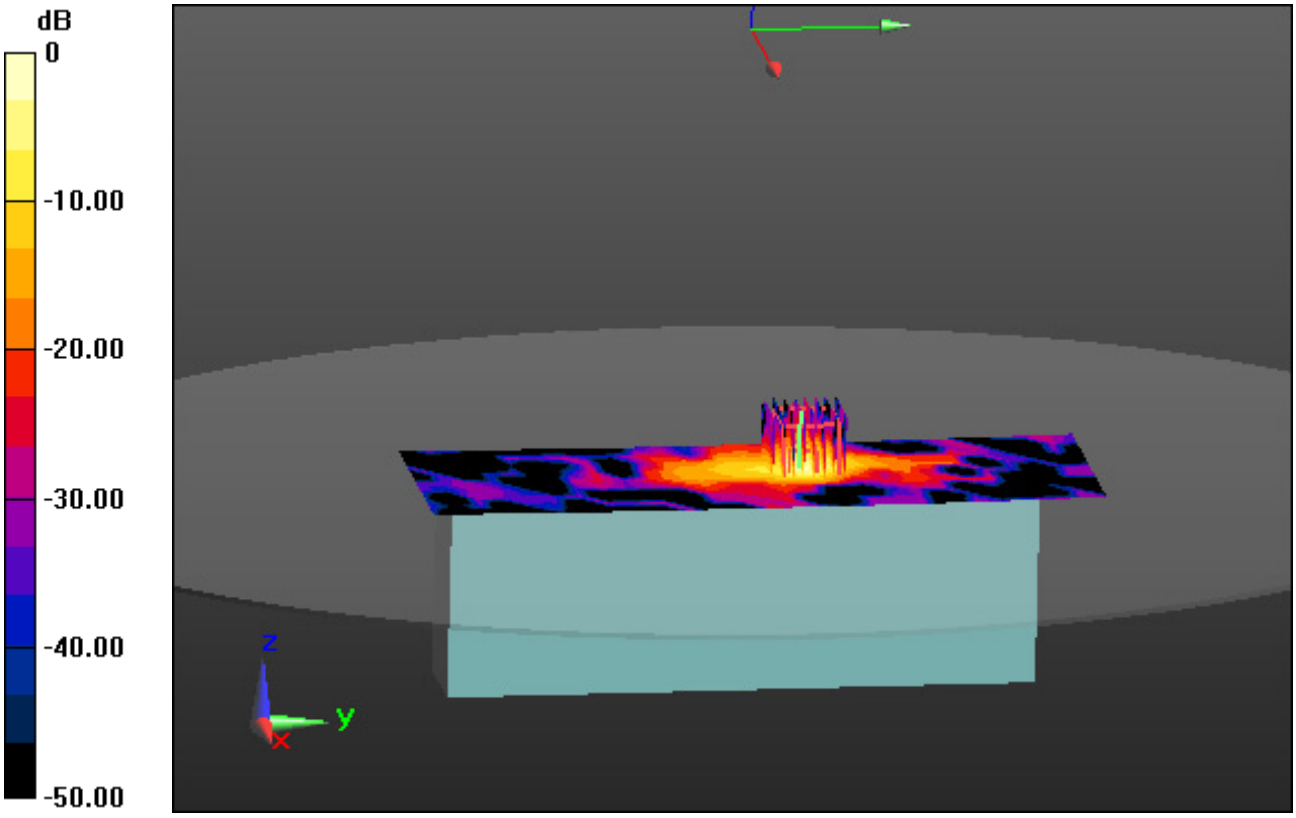

0 dB = 2.47 W/kg

DUT: PM451; Type: PDA

Communication System: UID 0, W-LAN_5600 (0); Frequency: 5500 MHz;Duty Cycle: 1:1
Medium parameters used: f = 5500 MHz; σ = 4.943 S/m; ε_r = 34.936; ρ = 1000 kg/m^3
Phantom section: Flat Section

DASY5 Configuration:
Probe: EX3DV4 - SN3933; ConvF(4.95, 4.95, 4.95); Calibrated: 9/27/2019 Electronics: DAE3 Sn520
Sensor-Surface: 1.4mm (Mechanical Surface Detection)
Phantom: ELI v5.0_2017_03_08; Type: QDIVA001BB; Serial: 1223
Measurement SW: DASY52, Version 52.10 (3); SEMCAD X Version 14.6.13 (7474)

Test Date: 2020-06-08; Ambient Temp: 20.8; Tissue Temp: 20.6

Touch from Body, Left, WLAN(802.11a) Ch. 100, Ant Internal, MIMO

Area Scan (9x27x1): Measurement grid: dx=10mm, dy=10mm
Zoom Scan (8x8x7)/Cube 0: Measurement grid: dx=4mm, dy=4mm, dz=1.4mm, Graded Ratio:1.4
Power Drift = 0.01 dB
Peak SAR (extrapolated) = 11.8 W/kg
SAR(1 g) = 2.31 W/kg; SAR(10 g) = 0.511 W/kg

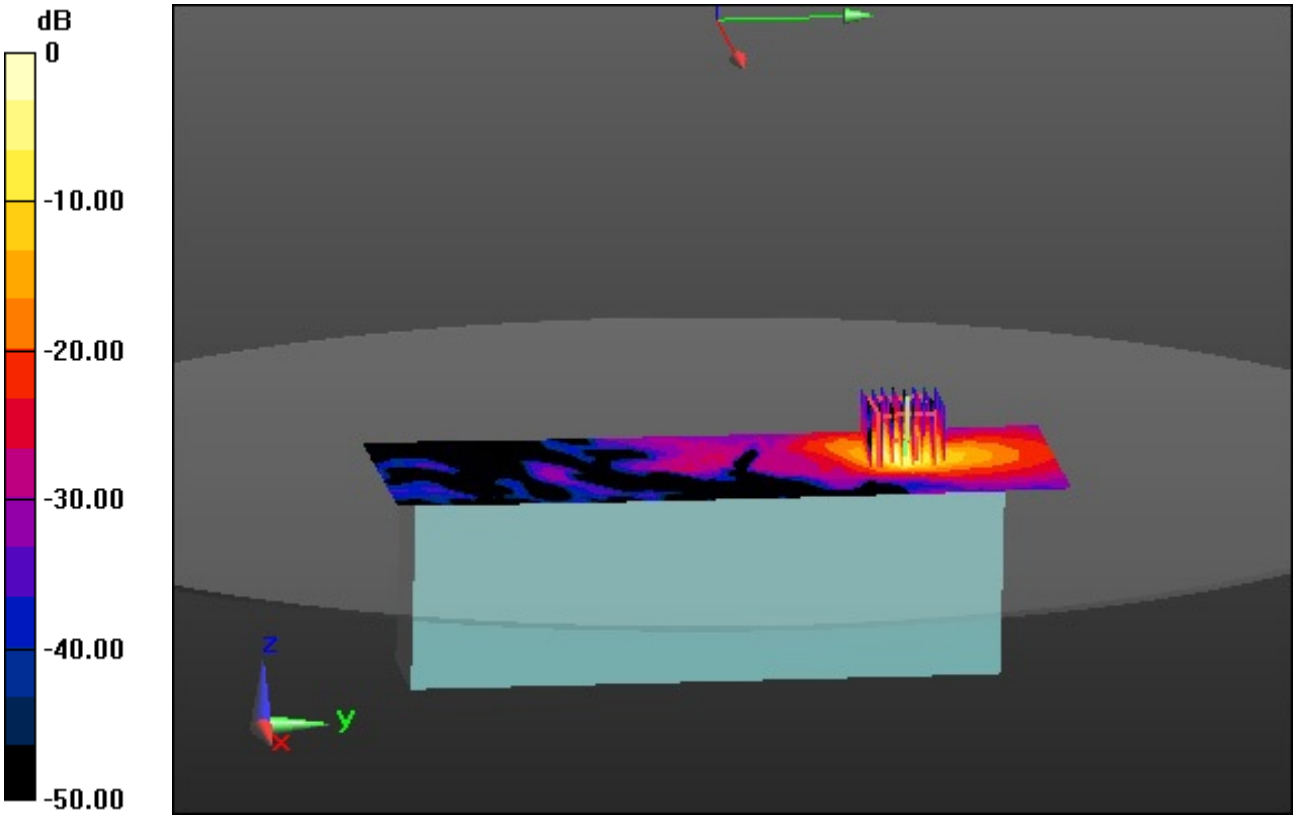

0 dB = 6.19 W/kg

DUT: PM451; Type: PDA

Communication System: UID 0, W-LAN_5800 (0); Frequency: 5825 MHz;Duty Cycle: 1:1
Medium parameters used: f = 5825 MHz; σ = 5.416 S/m; ε_r = 34.953; ρ = 1000 kg/m^3
Phantom section: Flat Section

DASY5 Configuration:
Probe: EX3DV4 - SN3933; ConvF(4.75, 4.75, 4.75); Calibrated: 9/27/2019 Electronics: DAE3 Sn520
Sensor-Surface: 1.4mm (Mechanical Surface Detection)
Phantom: ELI v5.0_2017_03_08; Type: QDIVA001BB; Serial: 1223
Measurement SW: DASY52, Version 52.10 (3); SEMCAD X Version 14.6.13 (7474)

Test Date: 2020-06-09; Ambient Temp: 21.2; Tissue Temp: 20.9

Touch from Body, Left, WLAN(802.11a) Ch. 165, Ant Internal, Ant.1

Area Scan (9x27x1): Measurement grid: dx=10mm, dy=10mm
Zoom Scan (8x8x7)/Cube 0: Measurement grid: dx=4mm, dy=4mm, dz=1.4mm, Graded Ratio:1.4
Power Drift = 0.02 dB
Peak SAR (extrapolated) = 13.6 W/kg
SAR(1 g) = 2.73 W/kg; SAR(10 g) = 0.598 W/kg

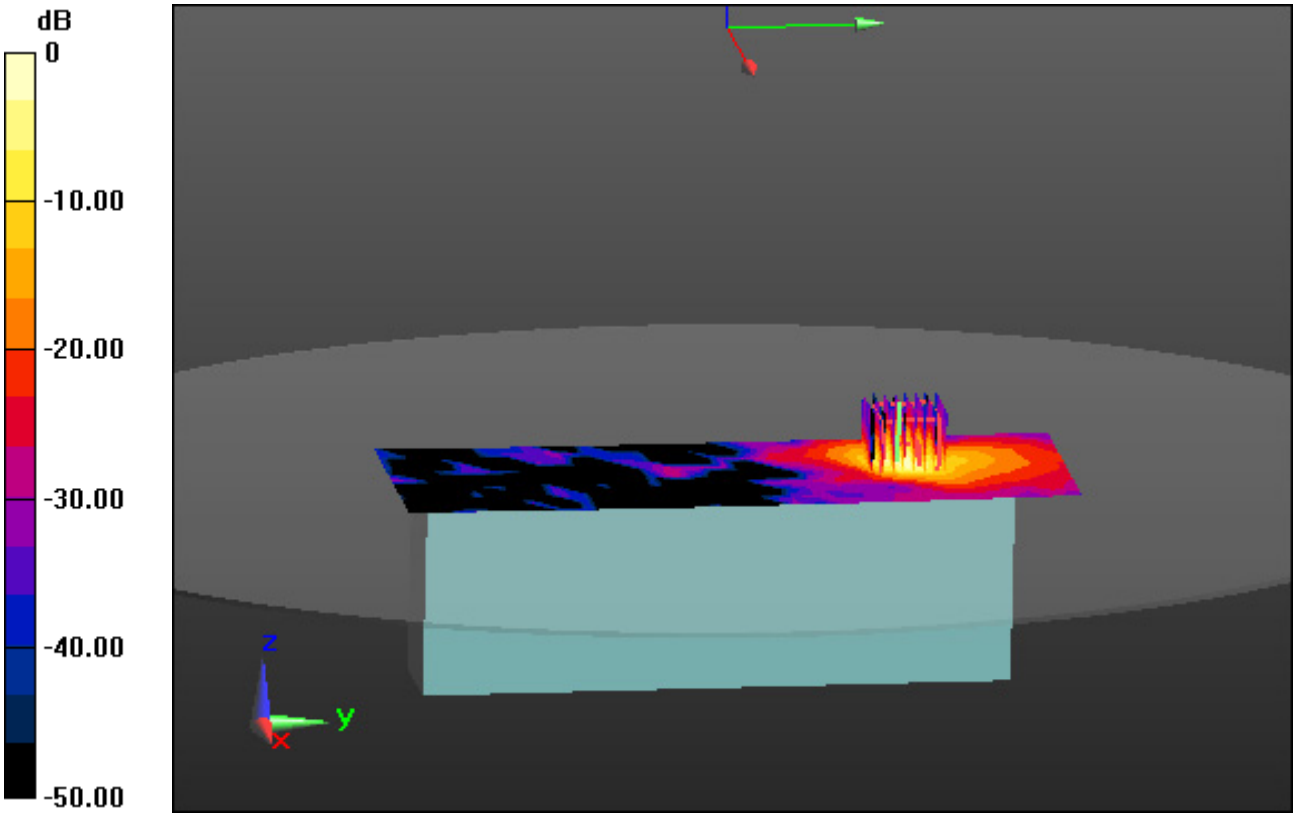

0 dB = 7.26 W/kg

DUT: PM451; Type: PDA

Communication System: UID 0, W-LAN_5800 (0); Frequency: 5785 MHz;Duty Cycle: 1:1
Medium parameters used: f = 5785 MHz; σ = 5.364 S/m; ε_r = 35.025; ρ = 1000 kg/m^3
Phantom section: Flat Section

DASY5 Configuration:
Probe: EX3DV4 - SN3933; ConvF(4.75, 4.75, 4.75); Calibrated: 9/27/2019 Electronics: DAE3 Sn520
Sensor-Surface: 1.4mm (Mechanical Surface Detection)
Phantom: ELI v5.0_2017_03_08; Type: QDIVA001BB; Serial: 1223
Measurement SW: DASY52, Version 52.10 (3); SEMCAD X Version 14.6.13 (7474)

Test Date: 2020-06-09; Ambient Temp: 21.2; Tissue Temp: 20.9

Touch from Body, Right, WLAN(802.11a) Ch. 157, Ant Internal, Ant.2

Area Scan (9x27x1): Measurement grid: dx=10mm, dy=10mm
Zoom Scan (8x8x7)/Cube 0: Measurement grid: dx=4mm, dy=4mm, dz=1.4mm, Graded Ratio:1.4
Power Drift = -0.14 dB
Peak SAR (extrapolated) = 5.90 W/kg
SAR(1 g) = 1.10 W/kg; SAR(10 g) = 0.267 W/kg

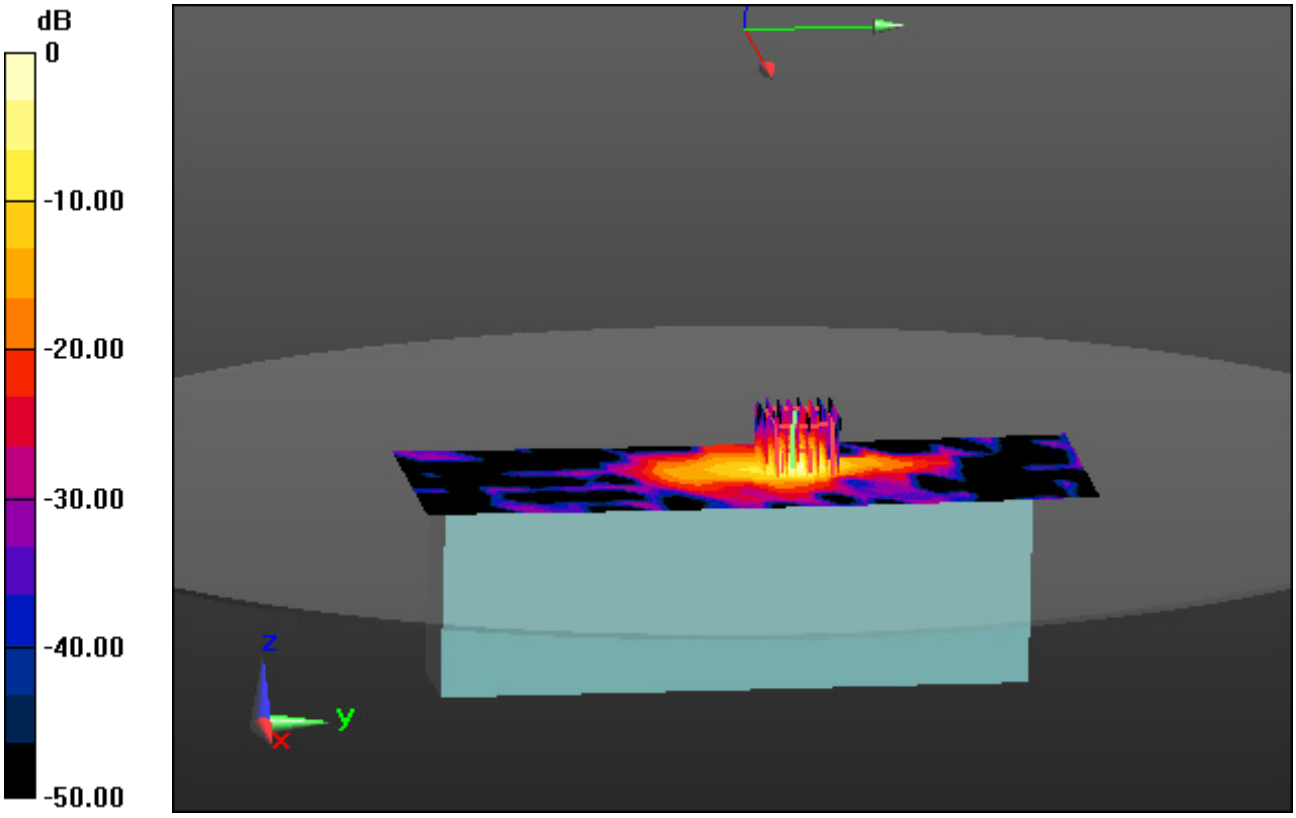

0 dB = 3.01 W/kg

DT&C Co., Ltd.

DUT: PM451; Type: PDA

Communication System: UID 0, W-LAN_5800 (0); Frequency: 5785 MHz;Duty Cycle: 1:1
Medium parameters used: f = 5785 MHz; σ = 5.364 S/m; ε_r = 35.025; ρ = 1000 kg/m^3
Phantom section: Flat Section

DASY5 Configuration:
Probe: EX3DV4 - SN3933; ConvF(4.75, 4.75, 4.75); Calibrated: 9/27/2019 Electronics: DAE3 Sn520
Sensor-Surface: 1.4mm (Mechanical Surface Detection)
Phantom: ELI v5.0_2017_03_08; Type: QDIVA001BB; Serial: 1223
Measurement SW: DASY52, Version 52.10 (3); SEMCAD X Version 14.6.13 (7474)

Test Date: 2020-06-09; Ambient Temp: 21.2; Tissue Temp: 20.9

Touch from Body, Left, WLAN(802.11a) Ch. 157, Ant Internal, MIMO

Area Scan (9x27x1): Measurement grid: dx=10mm, dy=10mm
Zoom Scan (8x8x7)/Cube 0: Measurement grid: dx=4mm, dy=4mm, dz=1.4mm, Graded Ratio:1.4
Power Drift = -0.19 dB
Peak SAR (extrapolated) = 16.4 W/kg
SAR(1 g) = 3.14 W/kg; SAR(10 g) = 0.679 W/kg

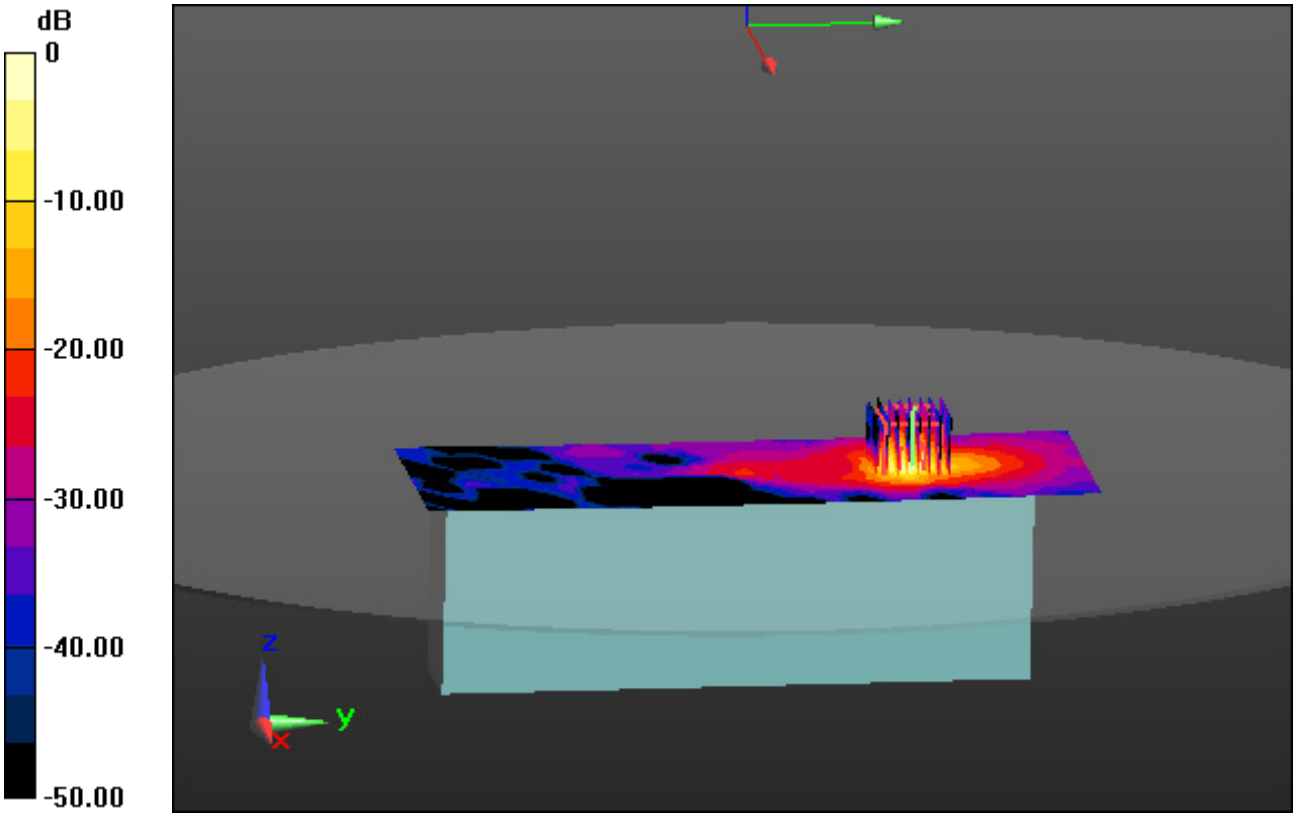

0 dB = 9.17 W/kg

DT&C Co., Ltd.

DUT: PM451; Type: PDA

Communication System: UID 0, Bluetooth (0); Frequency: 2441 MHz;Duty Cycle: 1:1.302
Medium parameters used: f = 2441 MHz; σ = 1.737 S/m; ε_r = 40.654; ρ = 1000 kg/m^3
Phantom section: Flat Section

DASY5 Configuration:
Probe: ES3DV3 - SN3328; ConvF(4.7, 4.7, 4.7) @ 2441 MHz; Calibrated: 3/25/2020 Electronics: DAE4 Sn1335
Sensor-Surface: 3mm (Mechanical Surface Detection)
Phantom: ELI v5.0_2014_02_13; Type: QDOVA002AA; Serial: TP:1237
Measurement SW: DASY52, Version 52.10 (3); SEMCAD X Version 14.6.13 (7474)

Test Date: 2020-06-04; Ambient Temp: 21.0; Tissue Temp: 20.8

Touch from Body, Left, Bluetooth 1Mbps Ch. 39, Ant Internal

Area Scan (7x19x1): Measurement grid: dx=12mm, dy=12mm
Zoom Scan (7x7x7)/Cube 0: Measurement grid: dx=5mm, dy=5mm, dz=5mm
Power Drift = 0.11 dB
Peak SAR (extrapolated) = 1.03 W/kg
SAR(1 g) = 0.436 W/kg; SAR(10 g) = 0.161 W/kg

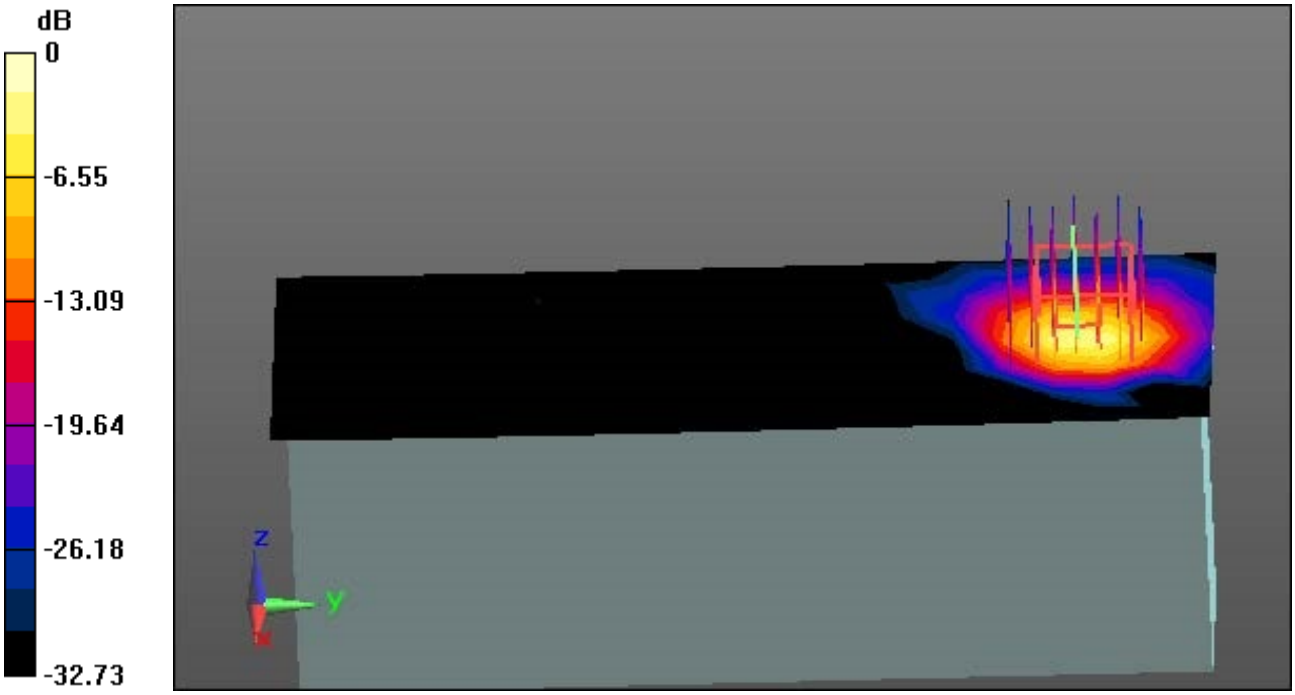

0 dB = 0.905 W/kg