# TEST REPORT

Dt&C

**Dt&C Co., Ltd.**

42, Yurim-ro, 154Beon-gil, Cheoin-gu, Yongin-si, Gyeonggi-do, Korea, 17042
Tel : 031-321-2664, Fax : 031-321-1664

1. Report No : DRTFCC2304-0059

2. Customer

- Name (FCC) : Point Mobile Co., LTD. / Name (IC) : POINTMOBILE CO.,LTD
- Address (FCC) : B-9F, Kabul Great Valley 32 Digital-ro 9-gil, Geumcheon-gu Seoul South Korea 153-709
  Address (IC) : B-9F Kabul Great Valley, 32, Digital-ro 9-gil, Geumcheon-gu Seoul Korea (Republic Of)

3. Use of Report : FCC & IC Certification

4. Product Name / Model Name : Mobile Computer / PM560
   FCC ID : V2X-PM560
   IC : 10664A-PM560

5. FCC Regulation(s): Part 15.407
   IC Standard(s): RSS-247 Issue 2, RSS-Gen Issue 5
   Test Method used: ANSI C63.10-2013, KDB789033 D02v02r01, KDB662911 D01v02r01

6. Date of Test : 2023.03.08 ~ 2023.03.31

7. Location of Test : ☒ Permanent Testing Lab ☐ On Site Testing

8. Testing Environment : See appended test report.

9. Test Result : Refer to the attached test result.

The results shown in this test report refer only to the sample(s) tested unless otherwise stated.
This test report is not related to KOLAS accreditation.

| | | |
|---|---|---|
| Affirmation | Tested by<br>Name : SeungMin Gil (Signature) | Technical Manager<br>Name : JaeJin Lee (Signature) |

**2023 . 04 . 14 .**

**Dt&C Co., Ltd.**

**If this report is required to confirmation of authenticity, please contact to report@dtnc.net**

This test report is prohibited to copy or reissue in whole or in part without the approval of Dt&C Co., Ltd.

# Test Report Version

| Test Report No. | Date | Description | Revised by | Reviewed by |
|---|---|---|---|---|
| DRTFCC2304-0059 | Apr. 14, 2023 | Initial issue | SeungMin Gil | JaeJin Lee |
| | | | | |
| | | | | |
| | | | | |
| | | | | |
| | | | | |
| | | | | |
| | | | | |
| | | | | |

This test report is prohibited to copy or reissue in whole or in part without the approval of Dt&C Co., Ltd.

# CONTENTS

**1. General Information ..... 4**
1.1. Description of EUT ..... 4
1.2. Declaration by the applicant / manufacturer ..... 4
1.3. Testing Laboratory ..... 5
1.4. Testing Environment ..... 5
1.5. Measurement Uncertainty ..... 5
1.6. Test Equipment List ..... 6
**2. Test Methodology ..... 7**
2.1. EUT Configuration ..... 7
2.2. EUT Exercise ..... 7
2.3. General Test Procedures ..... 7
2.4. Instrument Calibration ..... 7
2.5. Description of Test Modes ..... 8
**3. Antenna Requirements ..... 14**
**4. Summary of Test Result ..... 15**
**5. TEST RESULT ..... 16**
5.1 Emission Bandwidth (26 dB Bandwidth) & Occupied BW (99 %) ..... 16
5.2 Minimum Emission Bandwidth (6 dB Bandwidth) & Occupied BW (99 %) ..... 43
5.3 Maximum Conducted Output Power ..... 62
5.4 Maximum Power Spectral Density ..... 86
5.5 Unwanted Emissions ..... 126
5.6 AC Power-Line Conducted Emissions ..... 136
**APPENDIX I ..... 145**
**APPENDIX II ..... 146**
**APPENDIX III ..... 151**

This test report is prohibited to copy or reissue in whole or in part without the approval of Dt&C Co., Ltd.

# 1. General Information

## 1.1. Description of EUT

| | |
|---|---|
| **Equipment Class** | Unlicensed National Information Infrastructure TX(NII) |
| **Product Name** | Mobile Computer |
| **Model Name** | PM560 |
| **Add Model Name** | - |
| **Firmware Version Identification Number** | 56.00xx |
| **EUT Serial Number** | Conducted : 2223710235, Radiated: 2303310292 |
| **Power Supply** | DC 3.63 V |
| **Modulation Technique** | OFDM, OFDMA |
| **Antenna Specification** | Antenna type: LDS Antenna<br>Antenna gain: Refer to the clause 3 in test report. |

| Band | Mode | Tx. frequency(MHz) | Max. conducted power(dBm) | Antenna gain(dBi) | Max. e.i.r.p (dBm) |
|---|---|---|---|---|---|
| U-NII 1 | 802.11ax(HE20)_OFDMA | 5 180 ~ 5 240 | 13.96 | 4.60 | 18.56 |
| | 802.11ax(HE20)_OFDM | 5 180 ~ 5 240 | 12.84 | 4.60 | 17.44 |
| | 802.11ax(HE40)_OFDMA | 5 190 ~ 5 230 | 14.94 | 4.60 | 19.54 |
| | 802.11ax(HE40)_OFDM | 5 190 ~ 5 230 | **15.01** | 4.60 | 19.61 |
| | 802.11ax(HE80)_OFDMA | 5 210 | 14.06 | 4.60 | 18.66 |
| | 802.11ax(HE80)_OFDM | 5 210 | 12.36 | 4.60 | 16.96 |
| U-NII 2A | 802.11ax(HE20)_OFDMA | 5 260 ~ 5 320 | 14.44 | 4.94 | 19.38 |
| | 802.11ax(HE20)_OFDM | 5 260 ~ 5 320 | 14.23 | 4.94 | 19.17 |
| | 802.11ax(HE40)_OFDMA | 5 270 ~ 5 310 | **15.75** | 4.94 | 20.69 |
| | 802.11ax(HE40)_OFDM | 5 270 ~ 5 310 | 14.48 | 4.94 | 19.42 |
| | 802.11ax(HE80)_OFDMA | 5 290 | 13.81 | 4.94 | 18.75 |
| | 802.11ax(HE80)_OFDM | 5 290 | 11.76 | 4.94 | 16.70 |
| U-NII 2C | 802.11ax(HE20)_OFDMA | 5 500 ~ 5 720 | 15.41 | 5.03 | 20.44 |
| | 802.11ax(HE20)_OFDM | 5 500 ~ 5 720 | 15.01 | 5.03 | 20.04 |
| | 802.11ax(HE40)_OFDMA | 5 510 ~ 5 710 | **16.24** | 5.03 | 21.27 |
| | 802.11ax(HE40)_OFDM | 5 510 ~ 5 710 | 15.56 | 5.03 | 20.59 |
| | 802.11ax(HE80)_OFDMA | 5 530 ~ 5 690 | 14.43 | 5.03 | 19.46 |
| | 802.11ax(HE80)_OFDM | 5 530 ~ 5 690 | 13.65 | 5.03 | 18.68 |
| U-NII 3 | 802.11ax(HE20)_OFDMA | 5 745 ~ 5 825 | 14.83 | 5.13 | 19.96 |
| | 802.11ax(HE20)_OFDM | 5 745 ~ 5 825 | 14.45 | 5.13 | 19.58 |
| | 802.11ax(HE40)_OFDMA | 5 755 ~ 5 795 | **15.06** | 5.13 | 20.19 |
| | 802.11ax(HE40)_OFDM | 5 755 ~ 5 795 | 14.85 | 5.13 | 19.98 |
| | 802.11ax(HE80)_OFDMA | 5 775 | 13.98 | 5.13 | 19.11 |
| | 802.11ax(HE80)_OFDM | 5 775 | 13.70 | 5.13 | 18.83 |

## 1.2. Declaration by the applicant / manufacturer

N/A

This test report is prohibited to copy or reissue in whole or in part without the approval of Dt&C Co., Ltd.

## 1.3. Testing Laboratory

| **Dt&C Co., Ltd.** | | |
|---|---|---|
| The 3 m test site and conducted measurement facility used to collect the radiated data are located at the 42, Yurim-ro, 154beon-gil, Cheoin-gu, Yongin-si, Gyeonggi-do, Korea 17042.<br>The test site complies with the requirements of Part 2.948 according to ANSI C63.4-2014.<br>**- FCC & IC MRA Designation No. : KR0034**<br>**- ISED#: 5740A** | | |
| www.dtnc.net | | |
| Telephone | : | + 82-31-321-2664 |
| FAX | : | + 82-31-321-1664 |

## 1.4. Testing Environment

| **Ambient Condition** | |
|---|---|
| ▪ Temperature | +21 ℃ ~ +24 ℃ |
| ▪ Relative Humidity | +36 % ~ +41 % |

## 1.5. Measurement Uncertainty

The measurement uncertainties shown below were calculated in accordance with requirements of ANSI C63.4-2014 and ANSI C63.10-2013. All measurement uncertainty values are shown with a coverage factor of *k* = 2 to indicate a 95 % level of confidence.

| Parameter | Measurement uncertainty |
|---|---|
| Antenna-port conducted emission | 1.0 dB (The confidence level is about 95 %, k = 2) |
| AC power-line conducted emission | 3.4 dB (The confidence level is about 95 %, k = 2) |
| Radiated emission (1 GHz Below) | 4.8 dB (The confidence level is about 95 %, k = 2) |
| Radiated emission (1 GHz ~ 18 GHz) | 5.0 dB (The confidence level is about 95 %, k = 2) |
| Radiated emission (18 GHz Above) | 5.2 dB (The confidence level is about 95 %, k = 2) |

This test report is prohibited to copy or reissue in whole or in part without the approval of Dt&C Co., Ltd.

## 1.6. Test Equipment List

| Type | Manufacturer | Model | Cal.Date (yy/mm/dd) | Next.Cal.Date (yy/mm/dd) | S/N |
|---|---|---|---|---|---|
| Spectrum Analyzer | Agilent Technologies | N9020A | 22/06/24 | 23/06/24 | MY46471622 |
| Spectrum Analyzer | Agilent Technologies | N9020A | 22/12/16 | 23/12/16 | MY48010133 |
| Spectrum Analyzer | Agilent Technologies | N9020A | 22/12/16 | 23/12/16 | MY48011700 |
| Spectrum Analyzer | Agilent Technologies | N9020A | 22/06/24 | 23/06/24 | US47360812 |
| Spectrum Analyzer | KEYSIGHT | N9030B | 22/12/16 | 23/12/16 | MY55480168 |
| DC Power Supply | Agilent Technologies | 66332A | 22/06/24 | 23/06/24 | US37473627 |
| Multimeter | FLUKE | 17B+ | 22/12/16 | 23/12/16 | 36390701WS |
| Signal Generator | Rohde Schwarz | SMBV100A | 22/12/16 | 23/12/16 | 255571 |
| Signal Generator | ANRITSU | MG3695C | 22/12/16 | 23/12/16 | 173501 |
| Thermohygrometer | BODYCOM | BJ5478 | 22/12/16 | 23/12/16 | 120612-1 |
| Thermohygrometer | BODYCOM | BJ5478 | 22/12/16 | 23/12/16 | 120612-2 |
| Thermohygrometer | BODYCOM | BJ5478 | 22/06/24 | 23/06/24 | N/A |
| Loop Antenna | ETS-Lindgren | 6502 | 22/12/16 | 24/12/16 | 00226186 |
| Hybrid Antenna | Schwarzbeck | VULB 9160 | 22/12/16 | 23/12/16 | 3362 |
| Horn Antenna | ETS-Lindgren | 3117 | 22/06/24 | 23/06/24 | 00143278 |
| Horn Antenna | A.H.Systems Inc. | SAS-574 | 22/06/24 | 23/06/24 | 155 |
| PreAmplifier | tsj | MLA-0118-B01-40 | 22/12/16 | 23/12/16 | 1852267 |
| PreAmplifier | tsj | MLA-1840-J02-45 | 22/06/24 | 23/06/24 | 16966-10728 |
| PreAmplifier | H.P | 8447D | 22/12/16 | 23/12/16 | 2944A07774 |
| High Pass Filter | Wainwright Instruments | WHKX12-935-1000-15000-40SS | 22/06/24 | 23/06/24 | 8 |
| High Pass Filter | Wainwright Instruments | WHKX10-2838-3300-18000-60SS | 22/06/24 | 23/06/24 | 1 |
| High Pass Filter | Wainwright Instruments | WHNX8.0/26.5-6SS | 22/06/24 | 23/06/24 | 3 |
| Attenuator | Hefei Shunze | SS5T2.92-10-40 | 22/06/24 | 23/06/24 | 16012202 |
| Attenuator | Aeroflex/Weinschel | 56-3 | 22/06/24 | 23/06/24 | Y2370 |
| Attenuator | SMAJK | SMAJK-2-3 | 22/06/24 | 23/06/24 | 3 |
| Attenuator | SMAJK | SMAJK-2-3 | 22/06/24 | 23/06/24 | 2 |
| Attenuator | Aeroflex/Weinschel | 86-10-11 | 22/06/24 | 23/06/24 | 408 |
| Power Meter & Wide Bandwidth Sensor | Anritsu | ML2496A<br>MA2411B | 22/12/16 | 23/12/16 | 1338004<br>1911481 |
| EMI Test Receiver | ROHDE&SCHWARZ | ESCI7 | 23/01/31 | 24/01/31 | 100910 |
| PULSE LIMITER | Rohde Schwarz | ESH3-Z2 | 22/08/22 | 23/08/22 | 101333 |
| LISN | SCHWARZBECK | NSLK 8128 RC | 22/10/26 | 23/10/26 | 8128 RC-387 |
| Thermo Hygro Meter | TESTO | 608-H1 | 23/01/13 | 24/01/13 | 45084791 |
| Cable | Dt&C | Cable | 23/01/04 | 24/01/04 | G-2 |
| Cable | HUBER+SUHNER | SUCOFLEX 100 | 23/01/04 | 24/01/04 | G-3 |
| Cable | Dt&C | Cable | 23/01/04 | 24/01/04 | G-4 |
| Cable | OMT | YSS21S | 23/01/04 | 24/01/04 | G-5 |
| Cable | Junkosha | MWX241 | 23/01/03 | 24/01/03 | mmW-1 |
| Cable | Junkosha | MWX241 | 23/01/03 | 24/01/03 | mmW-4 |
| Cable | HUBER+SUHNER | SUCOFLEX100 | 23/01/04 | 24/01/04 | M-01 |
| Cable | HUBER+SUHNER | SUCOFLEX100 | 23/01/04 | 24/01/04 | M-02 |
| Cable | JUNKOSHA | MWX241/B | 23/01/04 | 24/01/04 | M-03 |
| Cable | JUNKOSHA | J12J101757-00 | 23/01/04 | 24/01/04 | M-07 |
| Cable | HUBER+SUHNER | SUCOFLEX106 | 23/01/04 | 24/01/04 | M-09 |
| Cable | RADIALL | TESTPRO 3 | 23/01/04 | 24/01/04 | RFC-44 |
| Cable | RADIALL | TESTPRO 3 | 23/01/04 | 24/01/04 | RFC-03 |
| Cable | Dt&C | Cable | 23/01/04 | 24/01/04 | RFC-69 |
| Test Software | tsj | Radiated Emission Measurement | NA | NA | Version 2.00.0147 |
| Test Software | tsj | Noise Terminal Measurement | NA | NA | Version 2.00.0185 |

Note1: The measurement antennas were calibrated in accordance to the requirements of ANSI C63.5-2017.
Note2: The cable is not a regular calibration item, so it has been calibrated by Dt&C itself.

This test report is prohibited to copy or reissue in whole or in part without the approval of Dt&C Co., Ltd.

# 2. Test Methodology

The measurement procedures described in the ANSI C63.10-2013 and the guidance provided in KDB789033 D02v02r01 were used in measurement of the EUT.

The EUT was tested per the guidance of KDB789033 D02v02r01. And ANSI C63.10-2013 was used to reference appropriate EUT setup and maximizing procedures of radiated spurious emission and AC line conducted emission testing.

## 2.1. EUT Configuration

The EUT configuration for testing is installed on RF field strength measurement to meet the Commissions requirement and operating in a manner that intends to maximize its emission characteristics in a continuous normal application.

## 2.2. EUT Exercise

The EUT was operated in the test mode to fix the Tx frequency that was for the purpose of the measurements. According to its specifications, the EUT must comply with the requirements of the Section 15.207, 15.209 and 15.407 under the FCC Rules Part 15 Subpart E.

## 2.3. General Test Procedures

### Conducted Emissions

The power-line conducted emission test procedure is not described on the KDB789033 D02v02r01.

So this test was fulfilled with the requirements in Section 6.2 of ANSI C63.10-2013.

The EUT is placed on the wooden table, which is 0.8 m above ground plane and the conducted emissions from the EUT measured in the frequency range between 0.15 MHz and 30 MHz using CISPR Quasi-peak and Average detector.

### Radiated Emissions

Basically the radiated tests were performed with KDB789033 D02v02r01. But some requirements and procedures like test site requirements, EUT setup and maximizing procedure were fulfilled with the requirements in Section 5 and 6 of the ANSI C63.10-2013 as stated on KDB789033 D02v02r01.

The EUT is placed on a non-conductive table, which is 0.8 m above ground plane. For emission measurements above 1 GHz, the table height is 1.5 m. The turntable shall rotate 360 degrees to determine the position of maximum emission level. EUT is set 1 m or 3 m away from the receiving antenna, which varied from 1 m to 4 m to find out the highest emission. And also, each emission was to be maximized by changing the polarization of receiving antenna both horizontal and vertical. In order to find out the highest emission, the relative positions of the EUT were rotated through three orthogonal axis.

## 2.4. Instrument Calibration

The measuring equipment, which was utilized in performing the tests documented herein, has been calibrated in accordance with the manufacturer's recommendations for utilizing calibration equipment, which is traceable to recognized national standards.

This test report is prohibited to copy or reissue in whole or in part without the approval of Dt&C Co., Ltd.

## 2.5. Description of Test Modes

The EUT has been tested with the operating condition for maximizing the emission characteristics. A test program is used to control the EUT for staying in continuous transmitting.

### Transmitting Configuration of EUT

| Mode | SISO | | MIMO (CDD) | MIMO (SDM) |
|---|---|---|---|---|
| | Ant 1 | Ant 2 | Ant 1 & 2 | Ant 1 & 2 |
| | Data rate | | | |
| 802.11ax(HE20) 26T ~ 106T | MCS 0 ~ 9(1SS) | MCS 0 ~ 9(1SS) | MCS 0 ~ 9(1SS) | MCS 0 ~ 9(2SS) |
| 802.11ax(HE20) 242T , SU | MCS 0 ~ 11(1SS) | MCS 0 ~ 11(1SS) | MCS 0 ~ 11(1SS) | MCS 0 ~ 11(2SS) |
| 802.11ax(HE40) 26T ~ 106T | MCS 0 ~ 9(1SS) | MCS 0 ~ 9(1SS) | MCS 0 ~ 9(1SS) | MCS 0 ~ 9(2SS) |
| 802.11ax(HE40) 242T ~ 484T , SU | MCS 0 ~ 11(1SS) | MCS 0 ~ 11(1SS) | MCS 0 ~ 11(1SS) | MCS 0 ~ 11(2SS) |
| 802.11ax(HE80) 26T ~ 106T | MCS 0 ~ 9(1SS) | MCS 0 ~ 9(1SS) | MCS 0 ~ 9(1SS) | MCS 0 ~ 9(2SS) |
| 802.11ax(HE80) 242T ~ 996T , SU | MCS 0 ~ 11(1SS) | MCS 0 ~ 11(1SS) | MCS 0 ~ 11(1SS) | MCS 0 ~ 11(2SS) |

Note1: SDM = Spatial Diversity Multiplexing, CDD = Cycle Delay Diversity, SS = Spatial Streams

### EUT Operation test setup

- **Test Software:** Using the adb command
- **Power setting:** Refer to the table next page.

This test report is prohibited to copy or reissue in whole or in part without the approval of Dt&C Co., Ltd.

## Tested frequency and power setting

| Tones(RU Index) | Band | 802.11ax(HE20) | | |
|---|---|---|---|---|
| | | Channel | Frequency (MHz) | Power Setting |
| | | | | MCS 0 ~ MCS 9 |
| 26(0, 4, 8) | U-NII 1 | 36 | 5 180 | 4 |
| | | 40 | 5 200 | 4 |
| | | 48 | 5 240 | 4 |
| | U-NII 2A | 52 | 5 260 | 8 |
| | | 60 | 5 300 | 8 |
| | | 64 | 5 320 | 8 |
| | U-NII 2C | 100 | 5 500 | 8 |
| | | 116 | 5 580 | 8 |
| | | 140 | 5 700 | 8 |
| | | 144 | 5 720 | 8 |
| | U-NII 3 | 149 | 5 745 | 12 |
| | | 157 | 5 785 | 12 |
| | | 165 | 5 825 | 12 |
| 52(37, 38, 40) | U-NII 1 | 36 | 5 180 | 6 |
| | | 40 | 5 200 | 6 |
| | | 48 | 5 240 | 6 |
| | U-NII 2A | 52 | 5 260 | 9 |
| | | 60 | 5 300 | 9 |
| | | 64 | 5 320 | 9 |
| | U-NII 2C | 100 | 5 500 | 9 |
| | | 116 | 5 580 | 9 |
| | | 140 | 5 700 | 9 |
| | | 144 | 5 720 | 9 |
| | U-NII 3 | 149 | 5 745 | 12 |
| | | 157 | 5 785 | 12 |
| | | 165 | 5 825 | 12 |
| 106(53, 54) | U-NII 1 | 36 | 5 180 | 8 |
| | | 40 | 5 200 | 8 |
| | | 48 | 5 240 | 8 |
| | U-NII 2A | 52 | 5 260 | 12 |
| | | 60 | 5 300 | 12 |
| | | 64 | 5 320 | 12 |
| | U-NII 2C | 100 | 5 500 | 12 |
| | | 116 | 5 580 | 12 |
| | | 140 | 5 700 | 10 |
| | | 144 | 5 720 | 12 |
| | U-NII 3 | 149 | 5 745 | 12 |
| | | 157 | 5 785 | 12 |
| | | 165 | 5 825 | 12 |

This test report is prohibited to copy or reissue in whole or in part without the approval of Dt&C Co., Ltd.

| Tones(RU Index) | Band | 802.11ax(HE20) | | |
|---|---|---|---|---|
| | | Channel | Frequency (MHz) | Power Setting |
| | | | | MCS 0 ~ MCS 11 |
| 242(61) | U-NII 1 | 36 | 5 180 | 11 |
| | | 40 | 5 200 | 11 |
| | | 48 | 5 240 | 11 |
| | U-NII 2A | 52 | 5 260 | 12 |
| | | 60 | 5 300 | 12 |
| | | 64 | 5 320 | 10 |
| | U-NII 2C | 100 | 5 500 | 10 |
| | | 116 | 5 580 | 12 |
| | | 140 | 5 700 | 8 |
| | | 144 | 5 720 | 12 |
| | U-NII 3 | 149 | 5 745 | 12 |
| | | 157 | 5 785 | 12 |
| | | 165 | 5 825 | 12 |
| SU | U-NII 1 | 36 | 5 180 | 10 |
| | | 40 | 5 200 | 10 |
| | | 48 | 5 240 | 10 |
| | U-NII 2A | 52 | 5 260 | 12 |
| | | 60 | 5 300 | 12 |
| | | 64 | 5 320 | 12 |
| | U-NII 2C | 100 | 5 500 | 11 |
| | | 116 | 5 580 | 12 |
| | | 140 | 5 700 | 10 |
| | | 144 | 5 720 | 12 |
| | U-NII 3 | 149 | 5 745 | 12 |
| | | 157 | 5 785 | 12 |
| | | 165 | 5 825 | 12 |

This test report is prohibited to copy or reissue in whole or in part without the approval of Dt&C Co., Ltd.

| Tones(RU Index) | Band | 802.11ax(HE40) | | |
|---|---|---|---|---|
| | | Channel | Frequency (MHz) | Power Setting MCS 0 ~ MCS 9 |
| 26(0, 8, 17) | U-NII 1 | 38 | 5 190 | 4 |
| | | 46 | 5 230 | 4 |
| | U-NII 2A | 54 | 5 270 | 8 |
| | | 62 | 5 310 | 8 |
| | U-NII 2C | 102 | 5 510 | 8 |
| | | 110 | 5 550 | 8 |
| | | 134 | 5 670 | 8 |
| | | 142 | 5 710 | 8 |
| | U-NII 3 | 151 | 5 755 | 12 |
| | | 159 | 5 795 | 12 |
| 52(37, 40, 44) | U-NII 1 | 38 | 5 190 | 6 |
| | | 46 | 5 230 | 6 |
| | U-NII 2A | 54 | 5 270 | 9 |
| | | 62 | 5 310 | 9 |
| | U-NII 2C | 102 | 5 510 | 9 |
| | | 110 | 5 550 | 9 |
| | | 134 | 5 670 | 9 |
| | | 142 | 5 710 | 9 |
| | U-NII 3 | 151 | 5 755 | 12 |
| | | 159 | 5 795 | 12 |
| 106(53, 54, 56) | U-NII 1 | 38 | 5 190 | 8 |
| | | 46 | 5 230 | 8 |
| | U-NII 2A | 54 | 5 270 | 12 |
| | | 62 | 5 310 | 12 |
| | U-NII 2C | 102 | 5 510 | 11 |
| | | 110 | 5 550 | 12 |
| | | 134 | 5 670 | 12 |
| | | 142 | 5 710 | 12 |
| | U-NII 3 | 151 | 5 755 | 12 |
| | | 159 | 5 795 | 12 |

This test report is prohibited to copy or reissue in whole or in part without the approval of Dt&C Co., Ltd.

| Tones(RU Index) | Band | 802.11ax(HE40) | | |
|---|---|---|---|---|
| | | Channel | Frequency (MHz) | Power Setting |
| | | | | MCS 0 ~ MCS 11 |
| 242(61, 62) | U-NII 1 | 38 | 5 190 | 11 |
| | | 46 | 5 230 | 11 |
| | U-NII 2A | 54 | 5 270 | 12 |
| | | 62 | 5 310 | 12 |
| | U-NII 2C | 102 | 5 510 | 10 |
| | | 110 | 5 550 | 12 |
| | | 134 | 5 670 | 12 |
| | | 142 | 5 710 | 12 |
| | U-NII 3 | 151 | 5 755 | 12 |
| | | 159 | 5 795 | 12 |
| 484(65) | U-NII 1 | 38 | 5 190 | 8 |
| | | 46 | 5 230 | 12 |
| | U-NII 2A | 54 | 5 270 | 12 |
| | | 62 | 5 310 | 8 |
| | U-NII 2C | 102 | 5 510 | 7 |
| | | 110 | 5 550 | 12 |
| | | 134 | 5 670 | 10 |
| | | 142 | 5 710 | 12 |
| | U-NII 3 | 151 | 5 755 | 12 |
| | | 159 | 5 795 | 12 |
| SU | U-NII 1 | 38 | 5 190 | 8 |
| | | 46 | 5 230 | 12 |
| | U-NII 2A | 54 | 5 270 | 12 |
| | | 62 | 5 310 | 8 |
| | U-NII 2C | 102 | 5 510 | 7 |
| | | 110 | 5 550 | 12 |
| | | 134 | 5 670 | 9 |
| | | 142 | 5 710 | 12 |
| | U-NII 3 | 151 | 5 755 | 12 |
| | | 159 | 5 795 | 12 |

This test report is prohibited to copy or reissue in whole or in part without the approval of Dt&C Co., Ltd.

| Tones(RU Index) | Band | 802.11ax(HE80) | | |
|---|---|---|---|---|
| | | Channel | Frequency (MHz) | Power Setting |
| | | | | MCS 0 ~ MCS 9 |
| 26(0, 18, 36) | U-NII 1 | 42 | 5 210 | 4 |
| | U-NII 2A | 58 | 5 290 | 8 |
| | U-NII 2C | 106 | 5 530 | 8 |
| | | 138 | 5 690 | 8 |
| | U-NII 3 | 155 | 5 775 | 11 |
| 52(37, 44, 52) | U-NII 1 | 42 | 5 210 | 6 |
| | U-NII 2A | 58 | 5 290 | 9 |
| | U-NII 2C | 106 | 5 530 | 9 |
| | | 138 | 5 690 | 9 |
| | U-NII 3 | 155 | 5 775 | 11 |
| 106(53, 56, 60) | U-NII 1 | 42 | 5 210 | 8 |
| | U-NII 2A | 58 | 5 290 | 11 |
| | U-NII 2C | 106 | 5 530 | 11 |
| | | 138 | 5 690 | 11 |
| | U-NII 3 | 155 | 5 775 | 11 |

| Tones(RU Index) | Band | 802.11ax(HE80) | | |
|---|---|---|---|---|
| | | Channel | Frequency (MHz) | Power Setting |
| | | | | MCS 0 ~ MCS 11 |
| 242(61, 62, 64) | U-NII 1 | 42 | 5 210 | 11 |
| | U-NII 2A | 58 | 5 290 | 11 |
| | U-NII 2C | 106 | 5 530 | 11 |
| | | 138 | 5 690 | 11 |
| | U-NII 3 | 155 | 5 775 | 11 |
| 484(65, 66) | U-NII 1 | 42 | 5 210 | 10 |
| | U-NII 2A | 58 | 5 290 | 10 |
| | U-NII 2C | 106 | 5 530 | 9 |
| | | 138 | 5 690 | 11 |
| | U-NII 3 | 155 | 5 775 | 11 |
| 996(67) | U-NII 1 | 42 | 5 210 | 9 |
| | U-NII 2A | 58 | 5 290 | 9 |
| | U-NII 2C | 106 | 5 530 | 9 |
| | | 138 | 5 690 | 11 |
| | U-NII 3 | 155 | 5 775 | 11 |
| SU | U-NII 1 | 42 | 5 210 | 9 |
| | U-NII 2A | 58 | 5 290 | 9 |
| | U-NII 2C | 106 | 5 530 | 9 |
| | | 138 | 5 690 | 11 |
| | U-NII 3 | 155 | 5 775 | 11 |

This test report is prohibited to copy or reissue in whole or in part without the approval of Dt&C Co., Ltd.

# 3. Antenna Requirements

▣ **According to Part 15.203**

"An intentional radiator antenna shall be designed to ensure that no antenna other than that furnished by the responsible party can be used with the device. The use of a permanently attached antenna or of an antenna that uses a unique coupling to the intentional radiator shall be considered sufficient to comply with the provisions of this section."

**The antenna is attached on the device by means of unique coupling method.**
**Therefore this E.U.T complies with the requirement of Part 15.203**

## Directional antenna gain:

| Bands | SISO | | MIMO (CDD) Note 1. | MIMO (SDM) Note 2 |
|---|---|---|---|---|
| | ANT 1 [dBi] | ANT 2 [dBi] | Directional Gain[dBi] | Directional Gain[dBi] |
| U-NII 1 | 1.516 | 1.669 | ***4.60*** | 1.59 |
| U-NII 2A | 1.761 | 2.102 | ***4.94*** | 1.93 |
| U-NII 2C | 1.769 | 2.237 | ***5.03*** | 2.02 |
| U-NII 3 | 2.182 | 2.050 | ***5.13*** | 2.12 |

Note 1. Directional gain(correlated signal with unequal antenna gain and equal transmit power)

$10 \log [ ( 10^{G1/20} + 10^{G2/20} + \ldots + 10^{GN/20} )^2 / N^{ANT} ]$ dBi

Note 2. Directional gain(completely uncorrelated signal with unequal antenna gain and equal transmit power)

$10 \log [ ( 10^{G1/10} + 10^{G2/10} + \ldots + 10^{GN/10} ) / N^{ANT} ]$ dBi

# 4. Summary of Test Result

| FCC Part Section(s) | RSS Section(s) | Test Description | Limit | Test Condition | Status Note 1 |
|---|---|---|---|---|---|
| 15.407(a) | RSS-247[6.2] | Emission Bandwidth (26 dB Bandwidth) | N/A | Conducted | C |
| 15.407(e) | RSS-247[6.2] | Minimum Emission Bandwidth (6 dB Bandwidth) | > 500 kHz in 5 725 ~ 5 850 MHz | | C |
| 15.407(a) | RSS-247[6.2] | Maximum Conducted Output Power | Part 15.407(a) (Refer to section 5.3) | | C |
| 15.407(a) | RSS-247[6.2] | Peak Power Spectral Density | Part 15.407(a) (Refer to section 5.4) | | C |
| - | RSS-Gen[6.7] | Occupied Bandwidth (99 %) | N/A | | C |
| 15.407(h) | RSS-247[6.3] | Dynamic Frequency Selection | Part 15.407(h) (Refer to the DFS test report) | | C Note 4 |
| 15.205<br>15.209<br>15.407(b) | RSS-Gen[8.9]<br>RSS-Gen[8.10]<br>RSS-247[6.2] | Unwanted Emissions | Part 15.209, 15.407(b) (Refer to section 5.5) | Radiated | C Note 3 |
| 15.207 | RSS-Gen[8.8] | AC Conducted Emissions | Part 15.207 (Refer to section 5.6) | AC Line Conducted | C |
| 15.203 | - | Antenna Requirements | Part 15.203 (Refer to section 3) | - | C |

Note 1: **C** = Comply **NC** = Not Comply **NT** = Not Tested **NA** = Not Applicable
Note 2: For radiated emission tests below 30 MHz were performed on semi-anechoic chamber which is correlated with OATS.
Note 3: This test item was performed in three orthogonal EUT positions and the worst case data was reported.
Note 4: Refer to the DFS test report.

This test report is prohibited to copy or reissue in whole or in part without the approval of Dt&C Co., Ltd.

# 5. TEST RESULT

## 5.1 Emission Bandwidth (26 dB Bandwidth) & Occupied BW (99 %)

### ▣ Test Requirements

- Emission Bandwidth (26 dB Bandwidth)

The bandwidth at 26 dB down from the highest in-band spectral density is measured with a spectrum analyzer connected to the antenna terminal while the EUT is operating in transmission mode at the appropriate frequencies.
The 26 dB bandwidth is used to determine the conducted output power limit.

- Occupied BW (99 %)

When an occupied bandwidth value is not specified in the applicable RSS, the transmitted signal bandwidth to be reported is to be its 99 % emission bandwidth, as calculated or measured

### ▣ Test Configuration

Refer to the APPENDIX I.

### ▣ Test Procedure

- Emission Bandwidth (26 dB Bandwidth)

The transmitter output is connected to the Spectrum Analyzer and used following test procedure of **KDB789033 D02v02r01**.

1. Set resolution bandwidth (RBW) = approximately **1 %** of the EBW.
2. Set the video bandwidth **(VBW) > RBW**.
3. Detector = **Peak**.
4. Trace mode = **max hold**.

Measure the maximum width of the emission that is 26 dB down from the peak of the emission. Compare this with the RBW setting of the analyzer. Readjust RBW and repeat measurement as needed until the RBW/EBW ratio is approximately 1 %.

- Occupied BW (99 %): RSS-Gen[6.7]

1. The transmitter shall be operated at its maximum carrier power measured under normal test conditions.
2. The span of the analyzer shall be set to capture all products of the modulation process, including the emission skirts.
3. The resolution bandwidth (RBW) shall be in the range of 1 % to 5 % of the occupied bandwidth (OBW) and video bandwidth (VBW) shall be approximately 3x RBW.

This test report is prohibited to copy or reissue in whole or in part without the approval of Dt&C Co., Ltd.

▣ **Test Results: Comply**

| Mode | Band | Frequency [MHz] | Tone | RU Index | Test Result [MHz] | | | |
|---|---|---|---|---|---|---|---|---|
| | | | | | 26 dB BW | | 99 % BW | |
| | | | | | CDD | | | |
| | | | | | ANT 1 | ANT 2 | ANT 1 | ANT 2 |
| 802.11ax (HE20) | U-NII 1 | 5 180 | 26 | 0 | 19.85 | 19.82 | 18.36 | 18.35 |
| | | | | 4 | 19.05 | 18.20 | 17.06 | 16.50 |
| | | | | 8 | 20.48 | 19.78 | 18.58 | 18.40 |
| | | 5 200 | 26 | 0 | 19.97 | 19.37 | 18.44 | 18.03 |
| | | | | 4 | 19.06 | 18.20 | 17.09 | 16.98 |
| | | | | 8 | 20.55 | 19.56 | 18.56 | 18.25 |
| | | 5 240 | 26 | 0 | 20.04 | 19.87 | 18.41 | 17.92 |
| | | | | 4 | 19.00 | 18.15 | 16.96 | 17.01 |
| | | | | 8 | 20.30 | 19.63 | 18.69 | 18.36 |
| | U-NII 2A | 5 260 | 26 | 0 | 19.99 | 19.76 | 17.75 | 18.25 |
| | | | | 4 | 19.24 | 18.20 | 17.20 | 17.03 |
| | | | | 8 | 20.35 | 19.71 | 18.62 | 18.40 |
| | | 5 300 | 26 | 0 | 20.16 | 19.74 | 18.45 | 18.36 |
| | | | | 4 | 18.59 | 18.24 | 17.13 | 17.01 |
| | | | | 8 | 20.11 | 19.85 | 18.59 | 18.46 |
| | | 5 320 | 26 | 0 | 19.97 | 19.80 | 18.40 | 18.38 |
| | | | | 4 | 19.17 | 18.17 | 17.17 | 17.02 |
| | | | | 8 | 20.80 | 19.82 | 18.45 | 18.35 |
| | U-NII 2C | 5 500 | 26 | 0 | 19.99 | 19.68 | 18.38 | 18.10 |
| | | | | 4 | 19.11 | 18.26 | 17.01 | 16.34 |
| | | | | 8 | 20.30 | 19.75 | 18.49 | 18.30 |
| | | 5 580 | 26 | 0 | 19.99 | 19.70 | 18.47 | 18.37 |
| | | | | 4 | 18.56 | 18.18 | 17.04 | 17.05 |
| | | | | 8 | 20.28 | 19.75 | 18.55 | 17.80 |
| | | 5 720 | 26 | 0 | 20.04 | 19.67 | 18.11 | 18.32 |
| | | | | 4 | 18.99 | 18.19 | 17.32 | 16.89 |
| | | | | 8 | 20.46 | 19.68 | 18.54 | 18.25 |

This test report is prohibited to copy or reissue in whole or in part without the approval of Dt&C Co., Ltd.

| Mode | Band | Frequency [MHz] | Tone | RU Index | Test Result [MHz] | | | |
|---|---|---|---|---|---|---|---|---|
| | | | | | 26 dB BW | | 99 % BW | |
| | | | | | CDD | | | |
| | | | | | ANT 1 | ANT 2 | ANT 1 | ANT 2 |
| 802.11ax (HE20) | U-NII 1 | 5 180 | 242 | 61 | **22.01** | **21.49** | 19.07 | 19.08 |
| | | 5 200 | 242 | 61 | **21.83** | **21.55** | 19.11 | 19.05 |
| | | 5 240 | 242 | 61 | **21.97** | **21.58** | 19.12 | 19.09 |
| | U-NII 2A | 5 260 | 242 | 61 | **22.12** | **21.32** | 19.13 | 19.09 |
| | | 5 300 | 242 | 61 | **22.00** | **21.41** | 19.11 | 19.07 |
| | | 5 320 | 242 | 61 | **21.76** | **21.50** | 19.07 | 19.09 |
| | U-NII 2C | 5 500 | 242 | 61 | **21.65** | **21.44** | 19.03 | 19.07 |
| | | 5 580 | 242 | 61 | **21.92** | **21.43** | 19.11 | 19.04 |
| | | 5 720 | 242 | 61 | **21.98** | **21.47** | 19.11 | 19.03 |
| 802.11ax (HE20) | U-NII 1 | 5 180 | SU | NA | 21.44 | 21.03 | 18.97 | 18.92 |
| | | 5 200 | SU | NA | 21.24 | 21.07 | 18.94 | 18.94 |
| | | 5 240 | SU | NA | 21.16 | 21.19 | 18.94 | 18.89 |
| | U-NII 2A | 5 260 | SU | NA | 21.49 | 21.28 | 19.00 | 18.94 |
| | | 5 300 | SU | NA | 21.13 | 21.08 | 18.97 | 18.92 |
| | | 5 320 | SU | NA | 20.98 | 21.09 | 18.90 | 18.96 |
| | U-NII 2C | 5 500 | SU | NA | 21.21 | 20.98 | 18.95 | 18.92 |
| | | 5 580 | SU | NA | 21.41 | 21.01 | 18.97 | 18.91 |
| | | 5 720 | SU | NA | 21.10 | 21.14 | 18.92 | 18.95 |

This test report is prohibited to copy or reissue in whole or in part without the approval of Dt&C Co., Ltd.

| Mode | Band | Frequency [MHz] | Tone | RU Index | Test Result [MHz] | | | |
|---|---|---|---|---|---|---|---|---|
| | | | | | 26 dB BW | | 99 % BW | |
| | | | | | CDD | | | |
| | | | | | ANT 1 | ANT 2 | ANT 1 | ANT 2 |
| 802.11ax (HE40) | U-NII 1 | 5 190 | 26 | 0 | 20.12 | 19.17 | 18.00 | 18.05 |
| | | | | 8 | 23.28 | 22.70 | 21.76 | 21.28 |
| | | | | 17 | 19.82 | 19.03 | 18.41 | 17.96 |
| | | 5 230 | 26 | 0 | 20.14 | 19.35 | 18.16 | 18.10 |
| | | | | 8 | 23.66 | 22.56 | 21.29 | 20.89 |
| | | | | 17 | 20.33 | 19.03 | 18.38 | 17.95 |
| | U-NII 2A | 5 270 | 26 | 0 | 20.07 | 19.36 | 18.11 | 17.91 |
| | | | | 8 | 23.21 | 22.62 | 21.25 | 20.71 |
| | | | | 17 | 20.45 | 19.22 | 18.36 | 17.99 |
| | | 5 310 | 26 | 0 | 19.82 | 19.36 | 17.93 | 17.97 |
| | | | | 8 | 23.12 | 22.84 | 20.83 | 20.76 |
| | | | | 17 | 20.54 | 19.27 | 18.28 | 18.09 |
| | U-NII 2C | 5 510 | 26 | 0 | 19.67 | 19.36 | 18.19 | 18.02 |
| | | | | 8 | 23.48 | 22.33 | 21.28 | 20.70 |
| | | | | 17 | 20.32 | 19.09 | 18.13 | 17.94 |
| | | 5 550 | 26 | 0 | 20.19 | 19.57 | 18.01 | 18.12 |
| | | | | 8 | 23.27 | 22.55 | 20.65 | 21.33 |
| | | | | 17 | 20.00 | 19.37 | 17.98 | 17.96 |
| | | 5 710 | 26 | 0 | 20.19 | 19.42 | 18.23 | 18.04 |
| | | | | 8 | 22.52 | 23.51 | 21.00 | 21.18 |
| | | | | 17 | 20.16 | 19.26 | 18.19 | 17.98 |
| 802.11ax (HE40) | U-NII 1 | 5 190 | 484 | 65 | 40.08 | 39.81 | 37.60 | 37.59 |
| | | 5 230 | 484 | 65 | **40.53** | 39.90 | 37.65 | 37.58 |
| | U-NII 2A | 5 270 | 484 | 65 | **40.29** | **40.12** | 37.64 | 37.56 |
| | | 5 310 | 484 | 65 | 40.07 | 39.74 | 37.55 | 37.54 |
| | U-NII 2C | 5 510 | 484 | 65 | 39.93 | 39.86 | 37.59 | 37.56 |
| | | 5 550 | 484 | 65 | 40.33 | 39.78 | 37.63 | 37.55 |
| | | 5 710 | 484 | 65 | 40.13 | 39.87 | 37.68 | 37.58 |
| 802.11ax (HE40) | U-NII 1 | 5 190 | SU | NA | **40.11** | **39.93** | 37.61 | 37.63 |
| | | 5 230 | SU | NA | 40.28 | **39.99** | 37.70 | 37.62 |
| | U-NII 2A | 5 270 | SU | NA | 40.05 | 39.97 | 37.68 | 37.58 |
| | | 5 310 | SU | NA | **40.14** | **39.89** | 37.58 | 37.61 |
| | U-NII 2C | 5 510 | SU | NA | **40.01** | **39.96** | 37.61 | 37.58 |
| | | 5 550 | SU | NA | **51.55** | **42.62** | 37.74 | 37.62 |
| | | 5 710 | SU | NA | **40.37** | **42.33** | 37.74 | 37.56 |

This test report is prohibited to copy or reissue in whole or in part without the approval of Dt&C Co., Ltd.

| Mode | Band | Frequency [MHz] | Tone | RU Index | Test Result [MHz] | | | |
|---|---|---|---|---|---|---|---|---|
| | | | | | 26 dB BW(MHz) | | 99 % BW(MHz) | |
| | | | | | CDD | | | |
| | | | | | ANT 1 | ANT 2 | ANT 1 | ANT 2 |
| 802.11ax (HE80) | U-NII 1 | 5 210 | 26 | 0 | 20.22 | 20.37 | 19.05 | 18.96 |
| | | | | 18 | 39.58 | 39.45 | 36.95 | 36.80 |
| | | | | 36 | 22.22 | 21.13 | 20.07 | 18.80 |
| | U-NII 2A | 5 290 | 26 | 0 | 19.70 | 20.54 | 18.67 | 18.89 |
| | | | | 18 | 41.81 | 38.52 | 37.33 | 36.73 |
| | | | | 36 | 21.88 | 20.31 | 18.78 | 18.20 |
| | U-NII 2C | 5 530 | 26 | 0 | 20.20 | 20.70 | 18.67 | 18.87 |
| | | | | 18 | 41.33 | 38.70 | 36.79 | 36.53 |
| | | | | 36 | 22.26 | 20.14 | 20.63 | 18.58 |
| | | 5 690 | 26 | 0 | 20.24 | 20.06 | 18.31 | 18.84 |
| | | | | 18 | 38.67 | 39.44 | 36.63 | 36.62 |
| | | | | 36 | 21.29 | 20.25 | 19.68 | 18.63 |
| 802.11ax (HE80) | U-NII 1 | 5 210 | 996 | 67 | **81.68** | **81.43** | 77.05 | 77.12 |
| | U-NII 2A | 5 290 | 996 | 67 | **81.64** | **81.63** | 76.94 | 77.09 |
| | U-NII 2C | 5 530 | 996 | 67 | **81.77** | **81.57** | 77.00 | 77.08 |
| | | 5 690 | 996 | 67 | 81.59 | 81.36 | 77.17 | 77.19 |
| 802.11ax (HE80) | U-NII 1 | 5 210 | SU | NA | 81.55 | 81.42 | 77.16 | 77.26 |
| | U-NII 2A | 5 290 | SU | NA | 81.53 | 81.53 | 77.17 | 77.30 |
| | U-NII 2C | 5 530 | SU | NA | 81.53 | 81.05 | 77.12 | 77.05 |
| | | 5 690 | SU | NA | **82.25** | **81.56** | 77.27 | 77.14 |

This test report is prohibited to copy or reissue in whole or in part without the approval of Dt&C Co., Ltd.

Note: The worst-case plots are reported.

**26 dB Bandwidth & Occupied Bandwidth**

Test Mode: 802.11ax HE20 & ANT 1 & 242 Tone & 61 RU & Ch.36

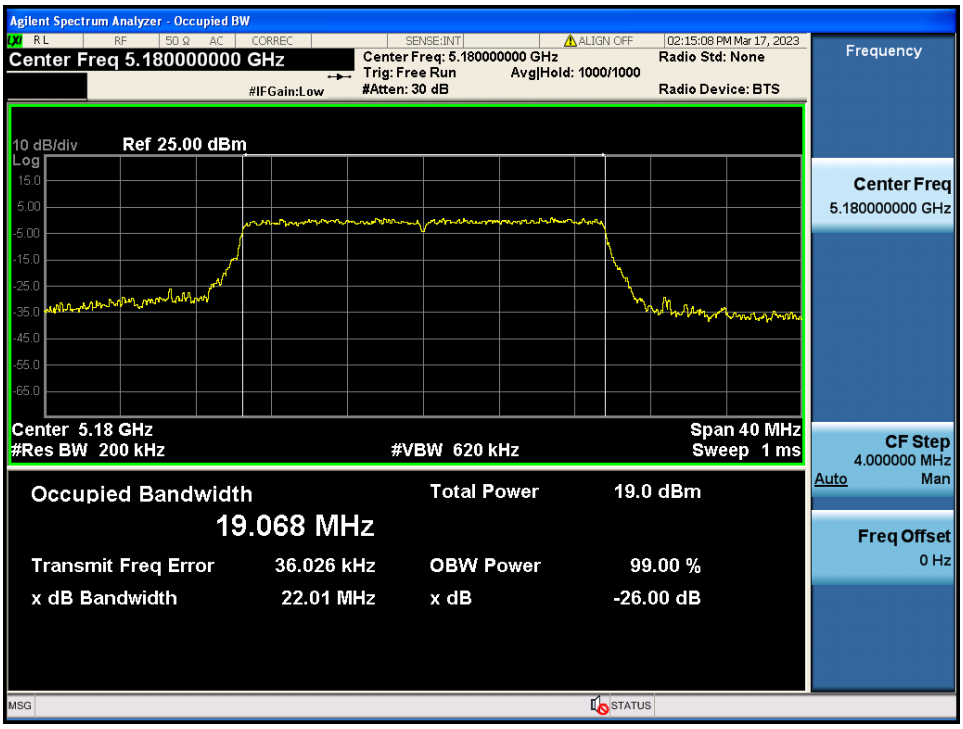


**26 dB Bandwidth & Occupied Bandwidth**

Test Mode: 802.11ax HE20 & ANT 1 & 242 Tone & 61 RU & Ch.40

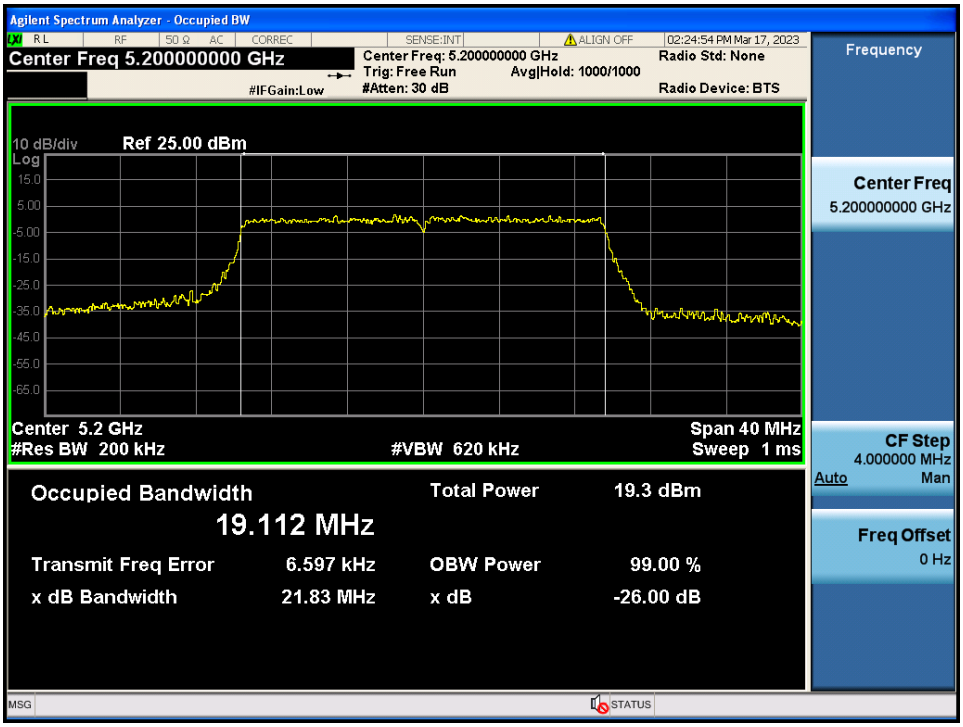

**26 dB Bandwidth & Occupied Bandwidth**

Test Mode: 802.11ax HE20 & ANT 1 & 242 Tone & 61 RU & Ch.48

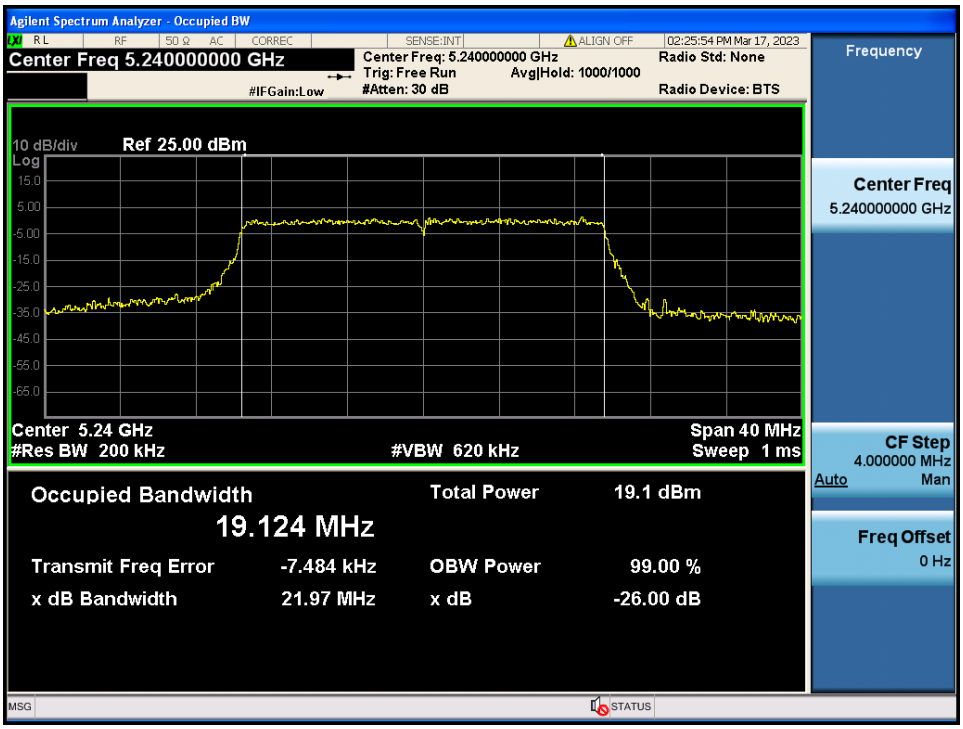


**26 dB Bandwidth & Occupied Bandwidth**

Test Mode: 802.11ax HE20 & ANT 1 & 242 Tone & 61 RU & Ch.52

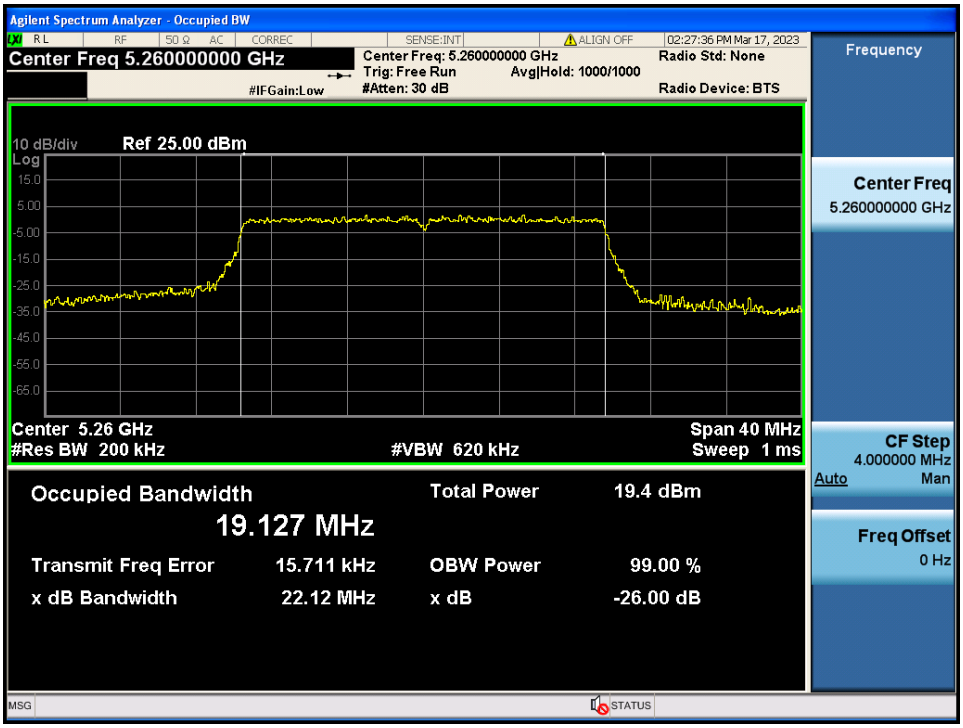

**26 dB Bandwidth**
**& Occupied Bandwidth**

Test Mode: 802.11ax HE20 & ANT 1 & 242 Tone & 61 RU & Ch.60

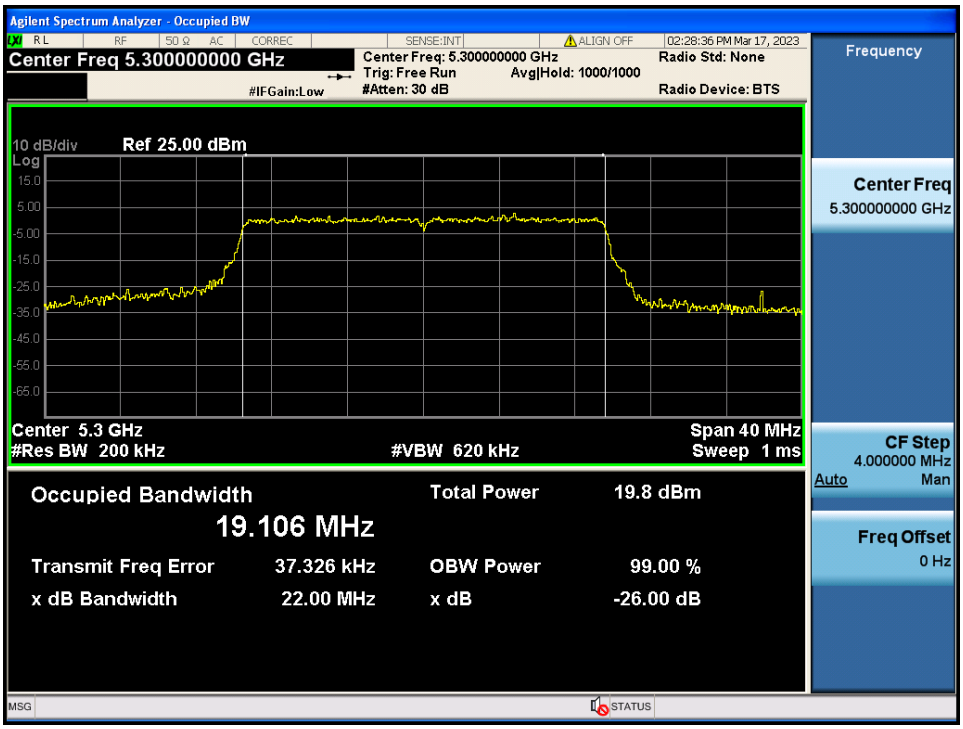


**26 dB Bandwidth**
**& Occupied Bandwidth**

Test Mode: 802.11ax HE20 & ANT 1 & 242 Tone & 61 RU & Ch.64

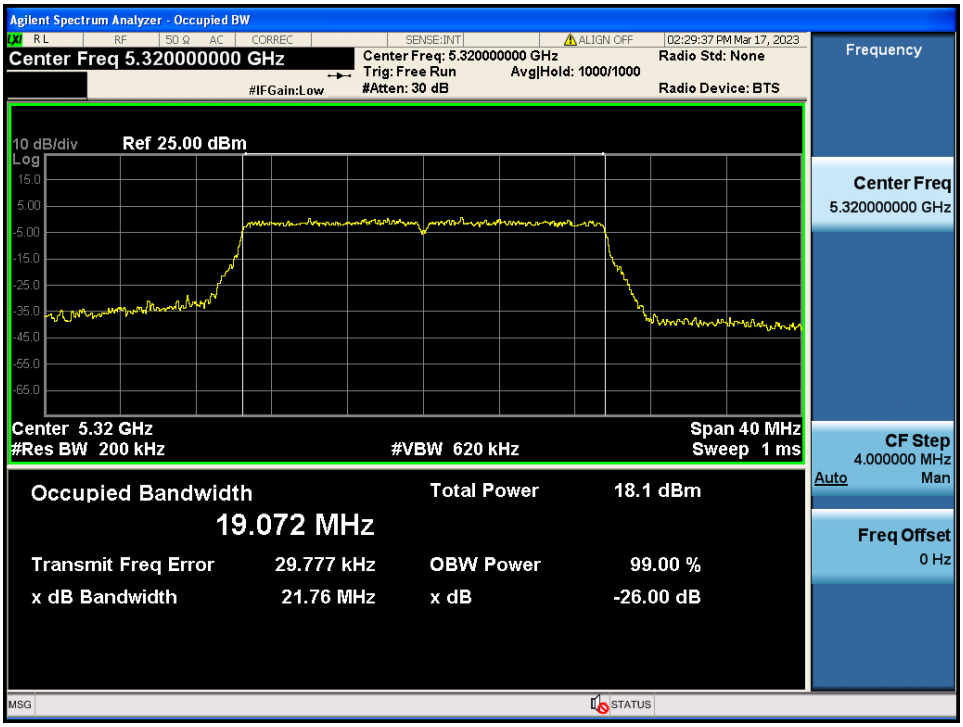

**26 dB Bandwidth & Occupied Bandwidth**

Test Mode: 802.11ax HE20 & ANT 1 & 242 Tone & 61 RU & Ch.100

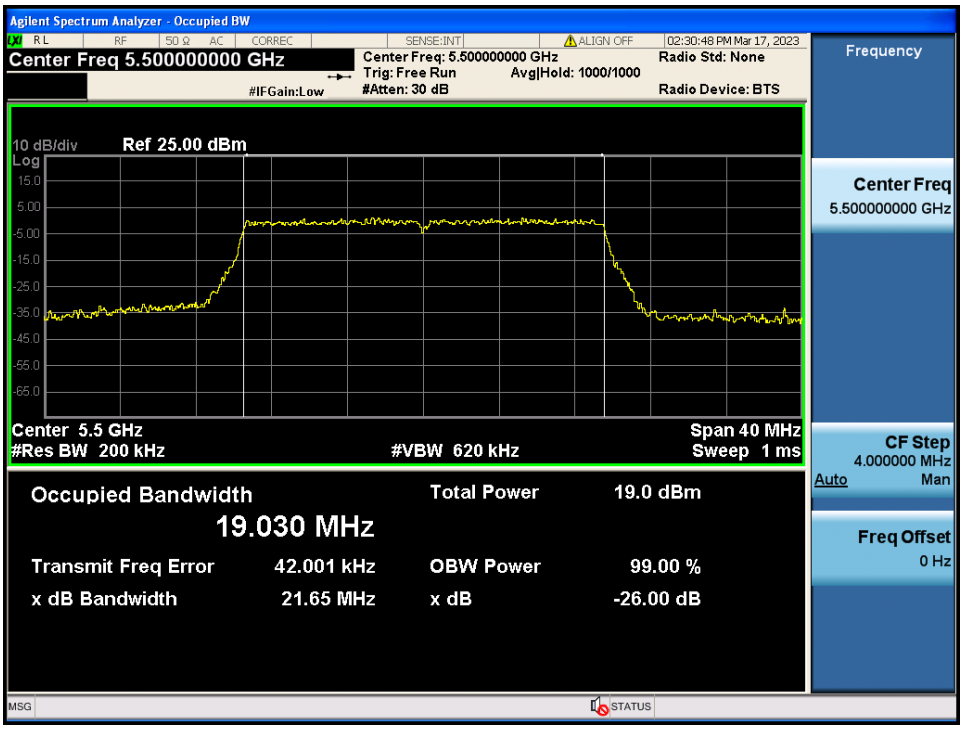


**26 dB Bandwidth & Occupied Bandwidth**

Test Mode: 802.11ax HE20 & ANT 1 & 242 Tone & 61 RU & Ch.116

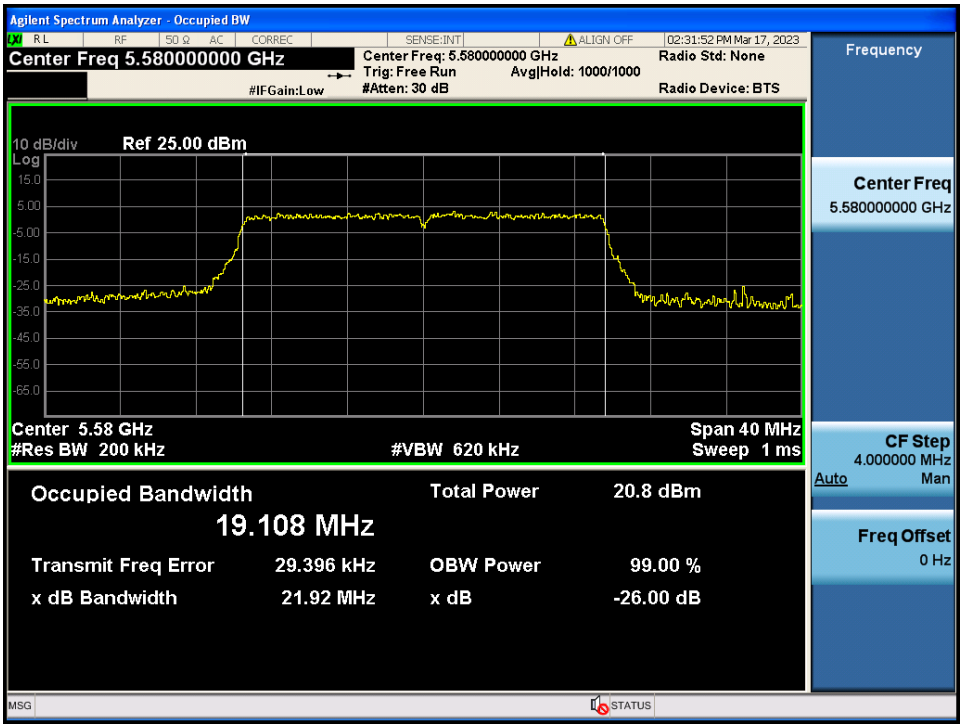

## 26 dB Bandwidth & Occupied Bandwidth

Test Mode: 802.11ax HE20 & ANT 1 & 242 Tone & 61 RU & Ch.144

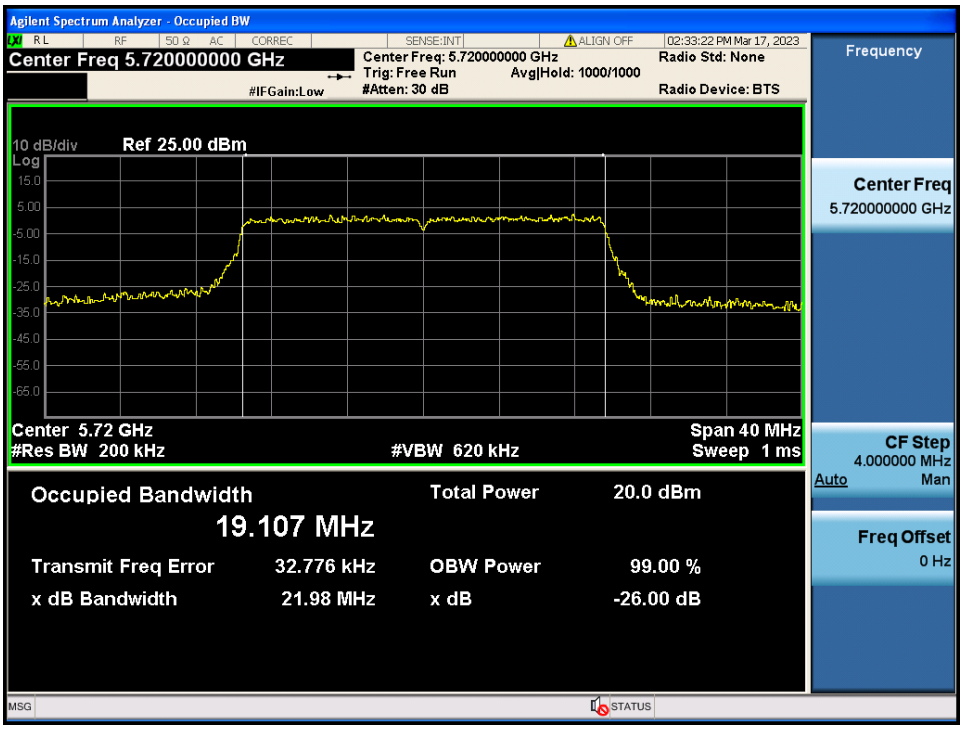

**26 dB Bandwidth**
**& Occupied Bandwidth**

Test Mode: 802.11ax HE40 & ANT 1 & SU & Ch.38

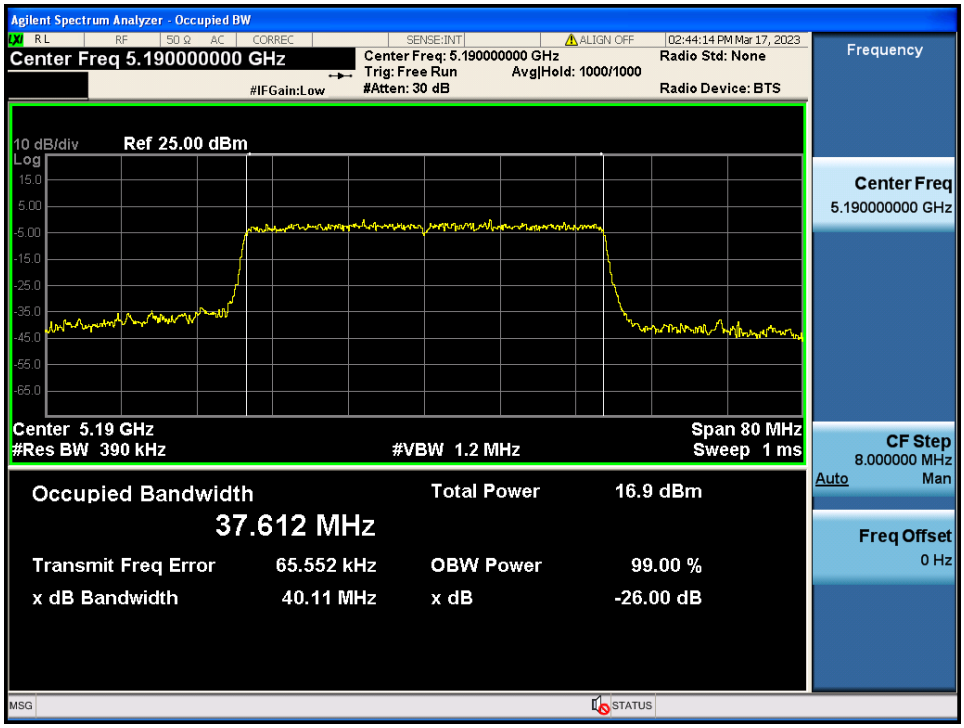


**26 dB Bandwidth**
**& Occupied Bandwidth**

Test Mode: 802.11ax HE40 & ANT 1 & 484 Tone & 65 RU & Ch.46

**26 dB Bandwidth**
**& Occupied Bandwidth**

Test Mode: 802.11ax HE40 & ANT 1 & 484 Tone & 65 RU & Ch.54

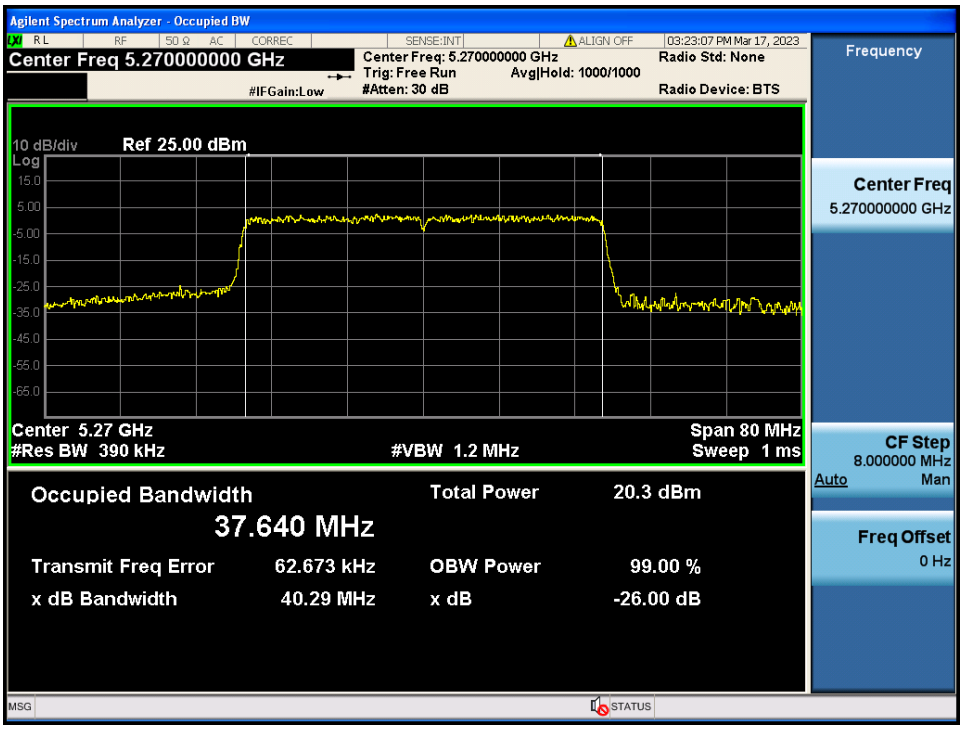


**26 dB Bandwidth**
**& Occupied Bandwidth**

Test Mode: 802.11ax HE40 & ANT 1 & SU & Ch.62

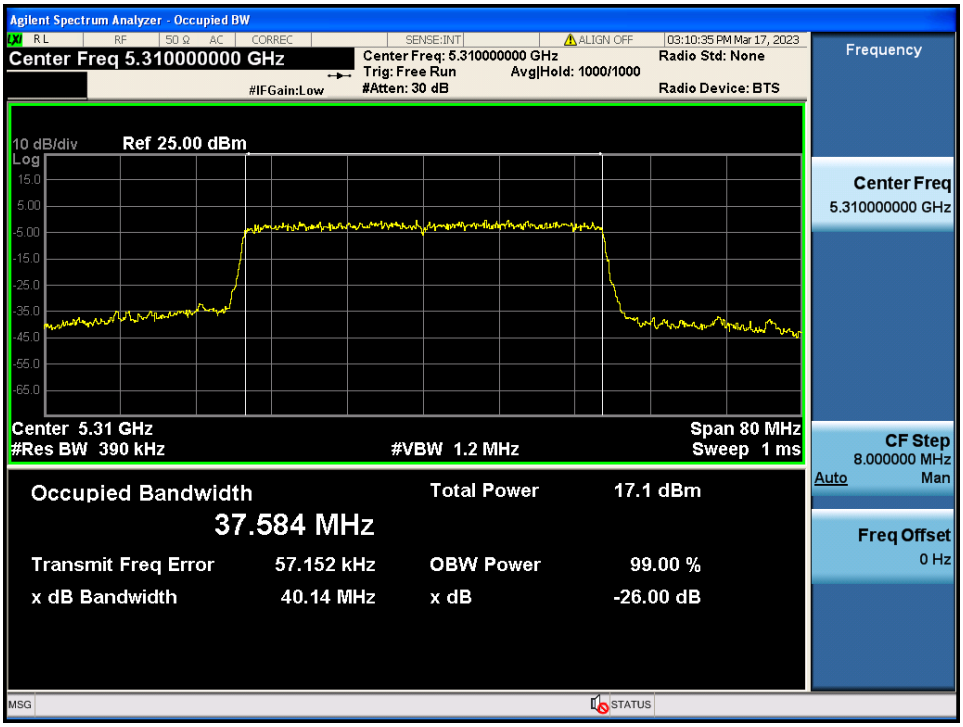

## 26 dB Bandwidth & Occupied Bandwidth

Test Mode: 802.11ax HE40 & ANT 1 & SU & Ch.102

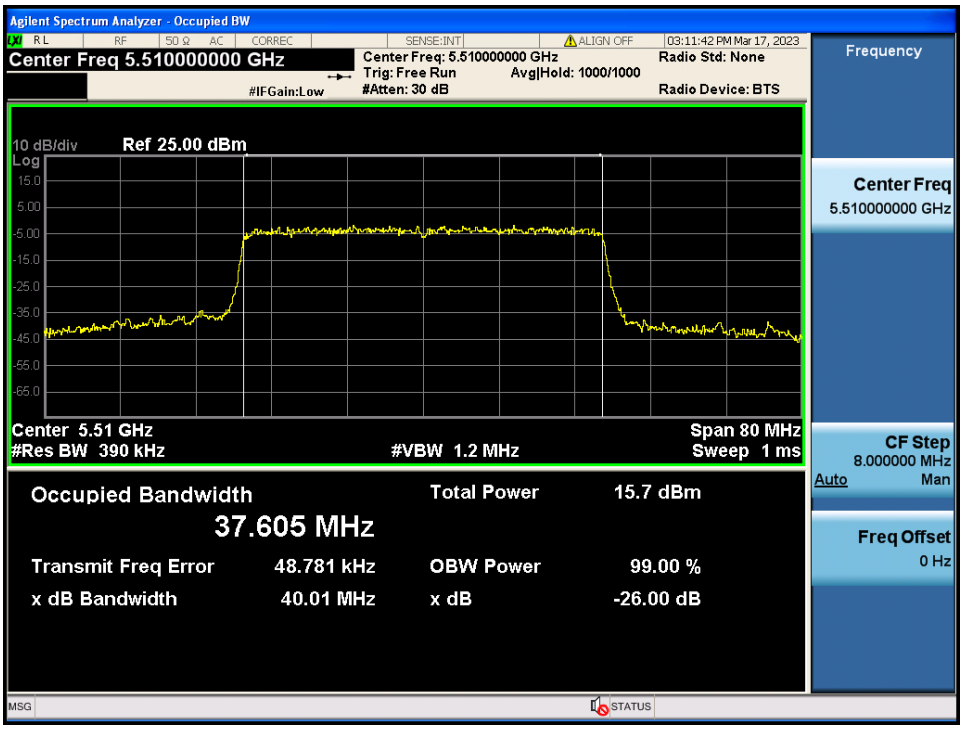


## 26 dB Bandwidth & Occupied Bandwidth

Test Mode: 802.11ax HE40 & ANT 1 & SU & Ch.110

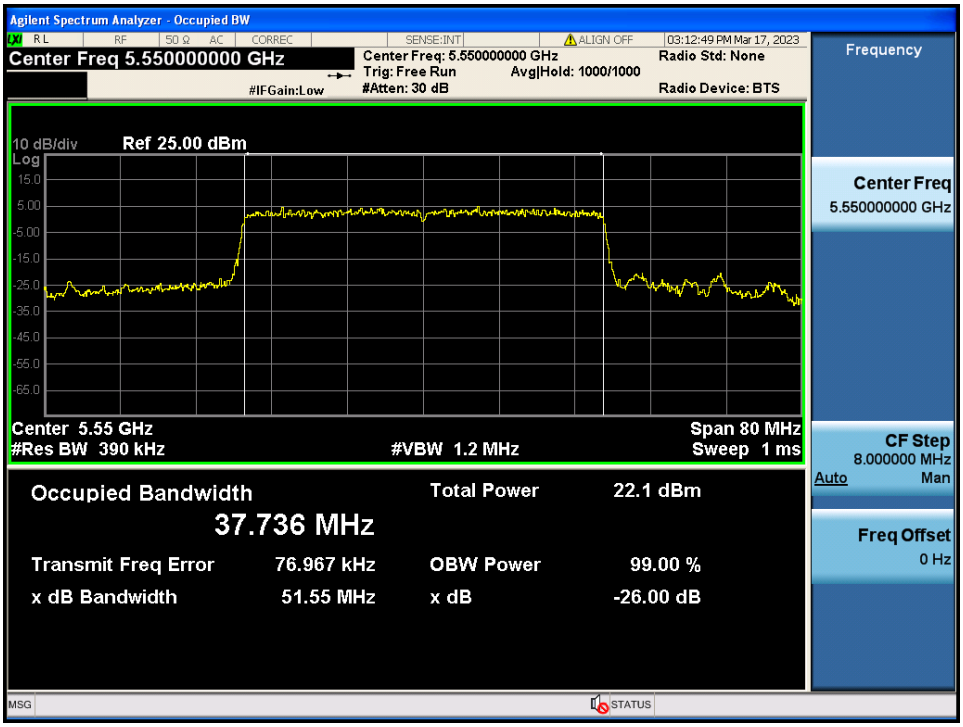

## 26 dB Bandwidth & Occupied Bandwidth

Test Mode: 802.11ax HE40 & ANT 1 & SU & Ch.142

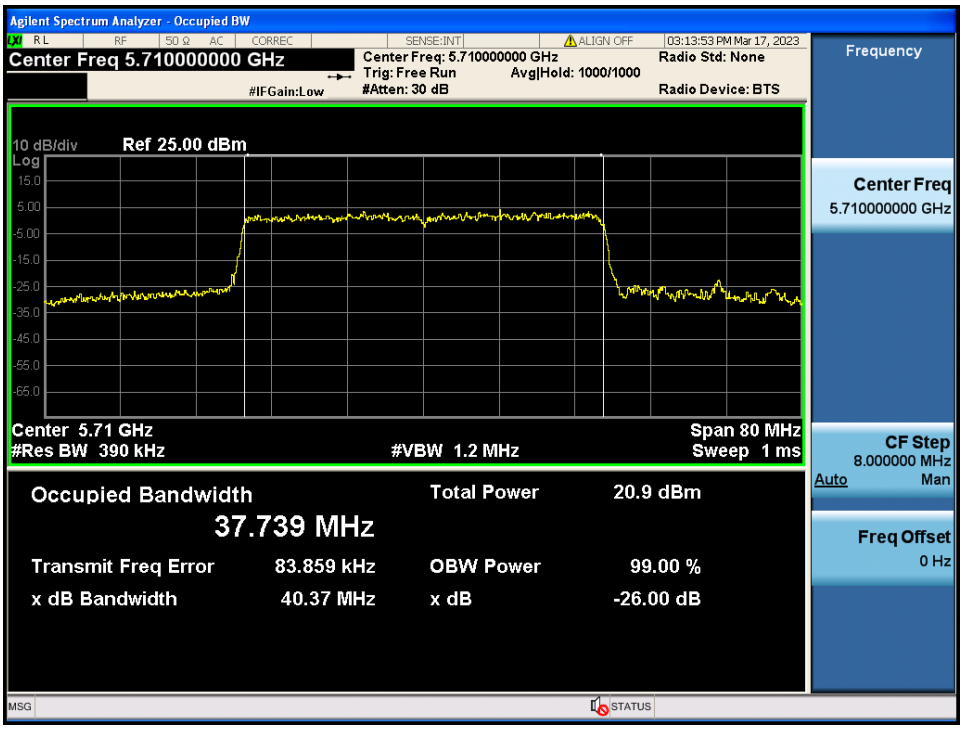

## 26 dB Bandwidth & Occupied Bandwidth

Test Mode: 802.11ax HE80 & ANT 1 & 996 Tone & 67 RU & Ch.42

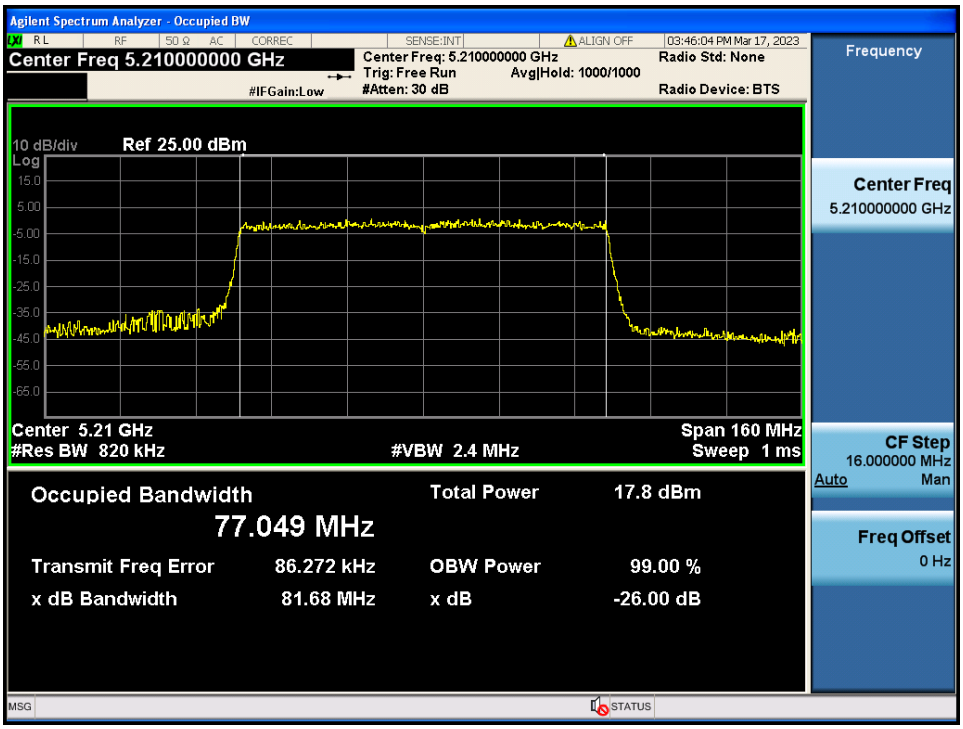


## 26 dB Bandwidth & Occupied Bandwidth

Test Mode: 802.11ax HE80 & ANT 1 & 996 Tone & 67 RU & Ch.58

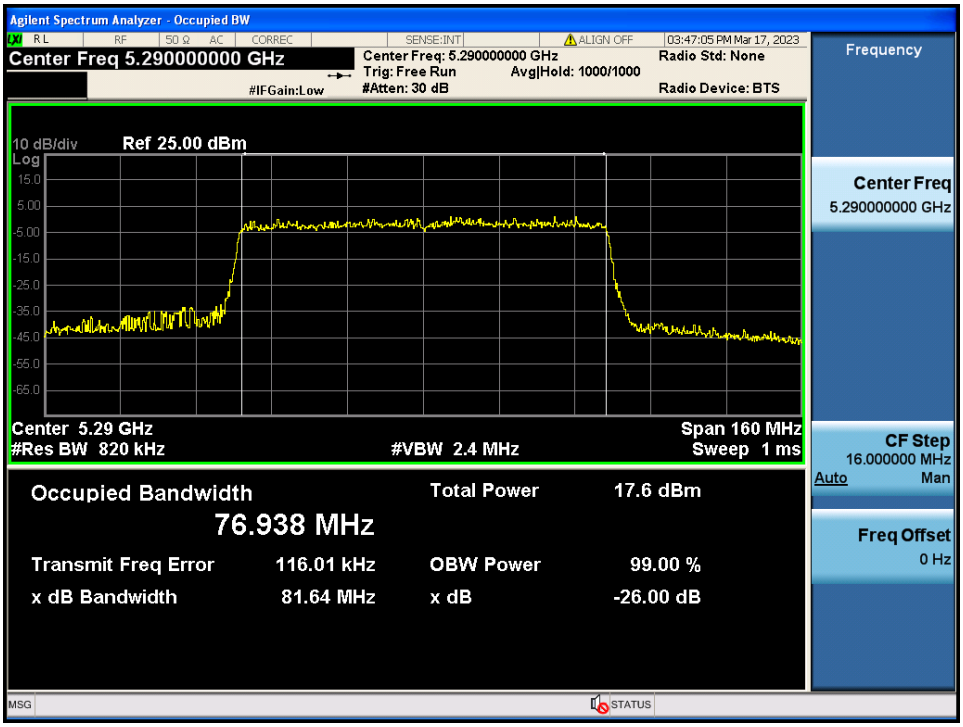

## 26 dB Bandwidth & Occupied Bandwidth

Test Mode: 802.11ax HE80 & ANT 1 & 996 Tone & 67 RU & Ch.106

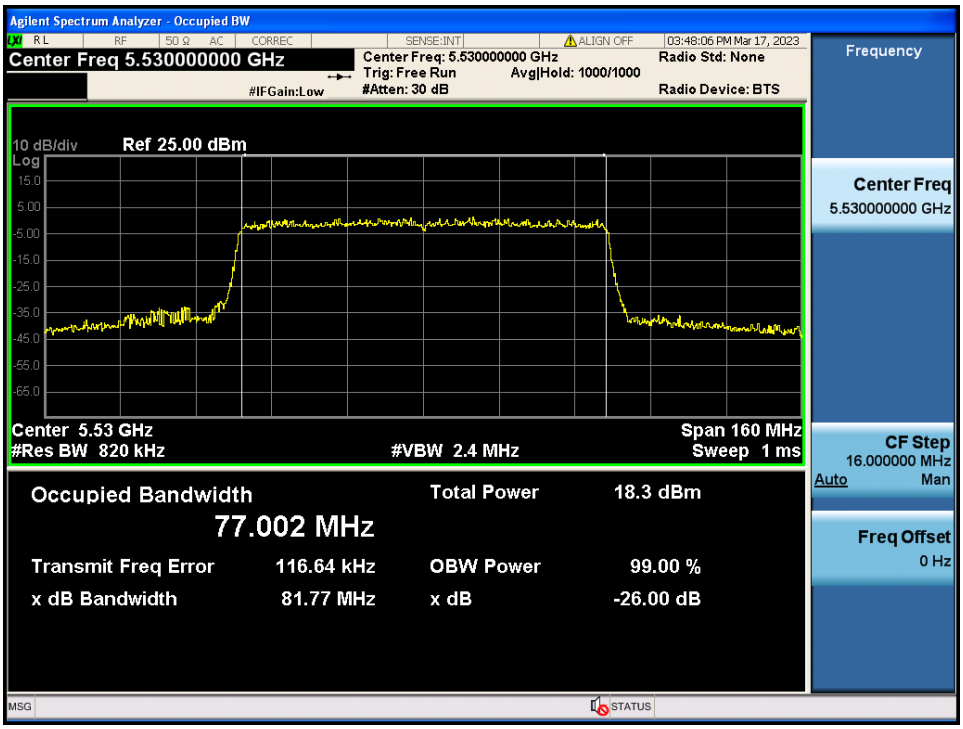


## 26 dB Bandwidth & Occupied Bandwidth

Test Mode: 802.11ax HE80 & ANT 1 & SU & Ch.138

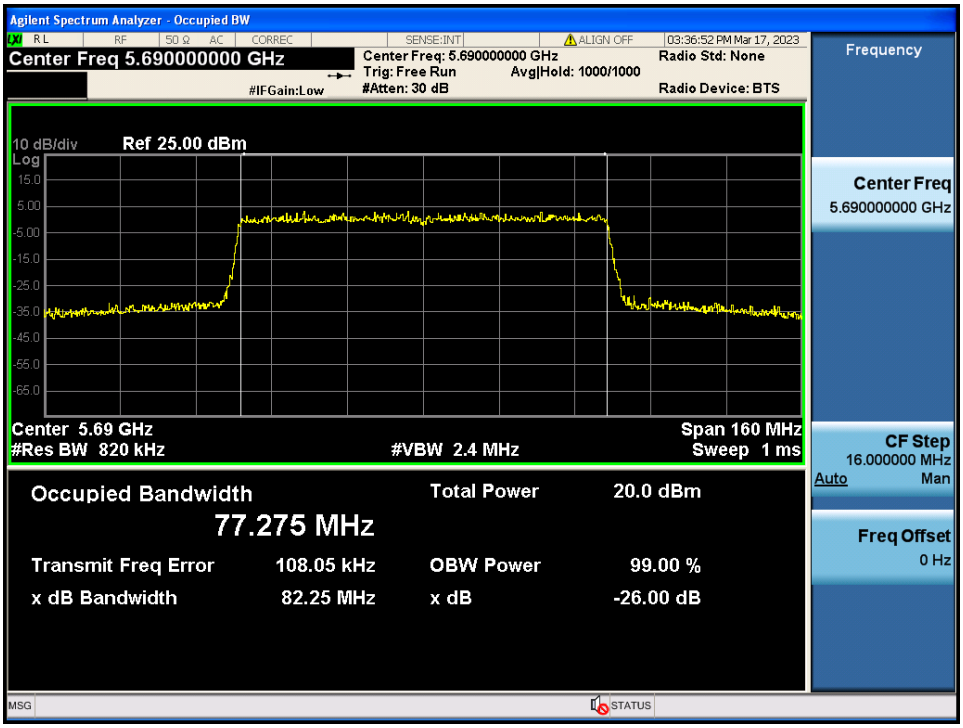

**26 dB Bandwidth & Occupied Bandwidth**

Test Mode: 802.11ax HE20 & ANT 2 & 242 Tone & 61 RU & Ch.36

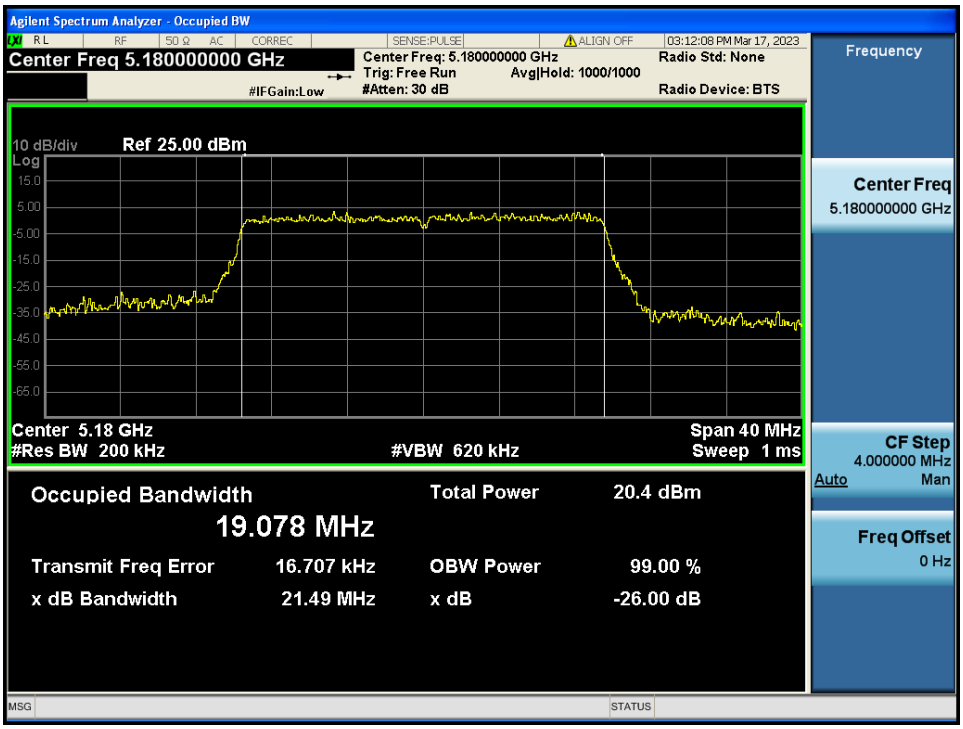


**26 dB Bandwidth & Occupied Bandwidth**

Test Mode: 802.11ax HE20 & ANT 2 & 242 Tone & 61 RU & Ch.40

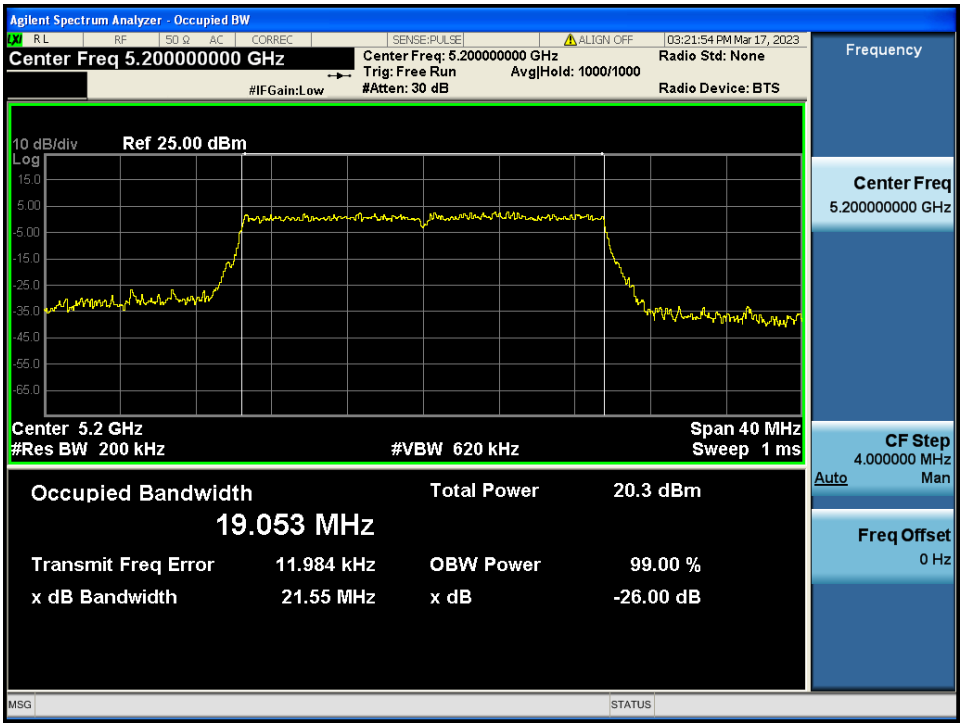

**26 dB Bandwidth**
**& Occupied Bandwidth**

Test Mode: 802.11ax HE20 & ANT 2 & 242 Tone & 61 RU & Ch.48

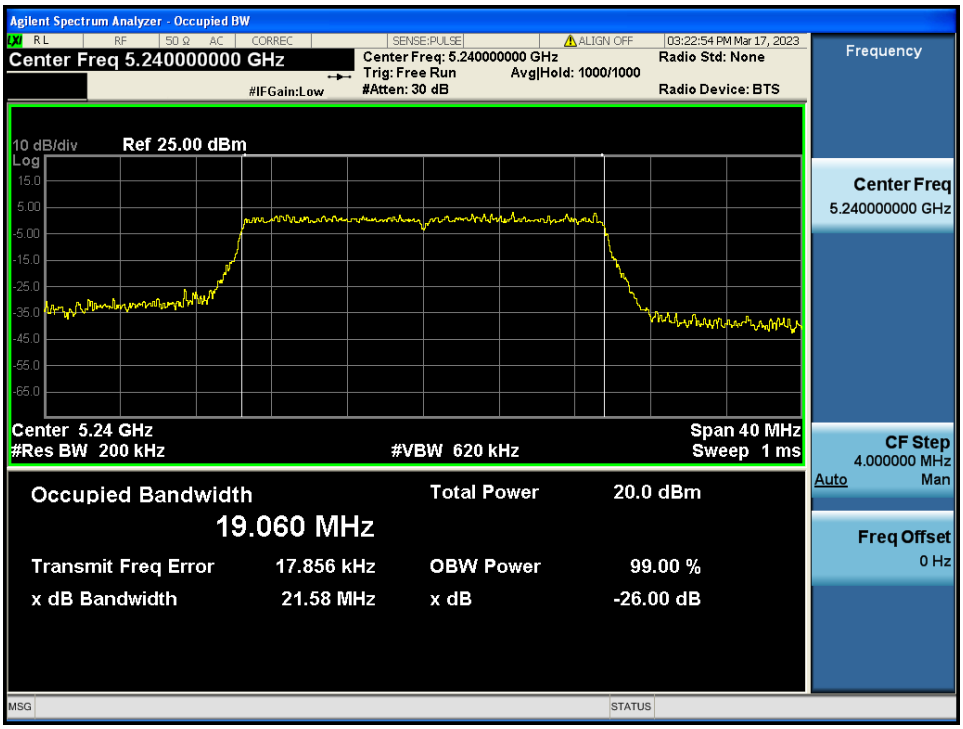


**26 dB Bandwidth**
**& Occupied Bandwidth**

Test Mode: 802.11ax HE20 & ANT 2 & 242 Tone & 61 RU & Ch.52

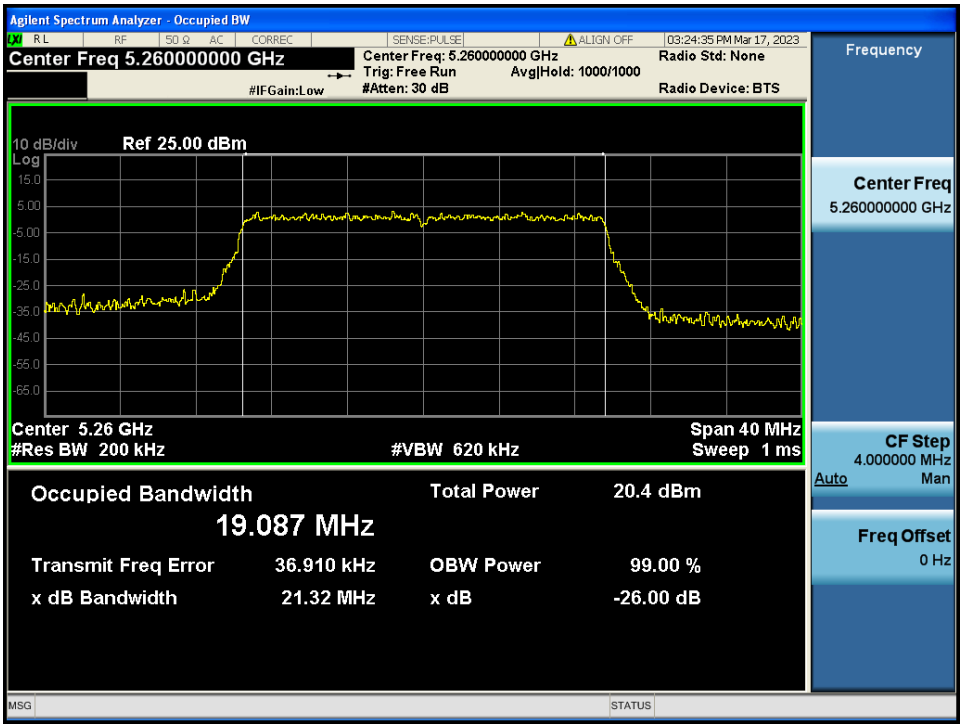

**26 dB Bandwidth**
**& Occupied Bandwidth**

Test Mode: 802.11ax HE20 & ANT 2 & 242 Tone & 61 RU & Ch.60

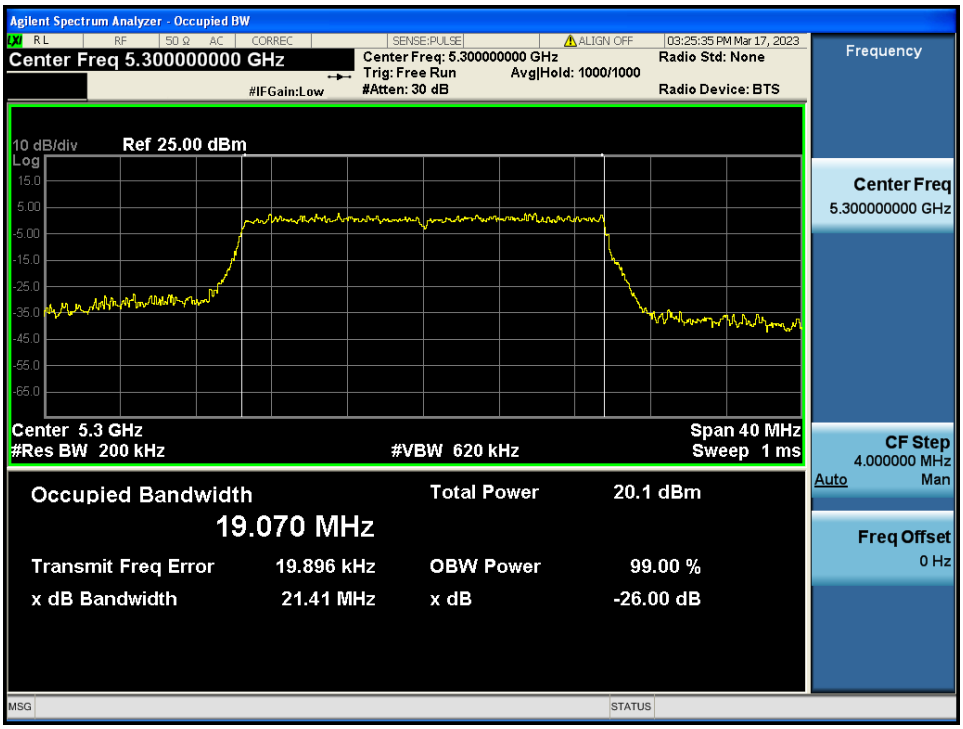


**26 dB Bandwidth**
**& Occupied Bandwidth**

Test Mode: 802.11ax HE20 & ANT 2 & 242 Tone & 61 RU & Ch.64

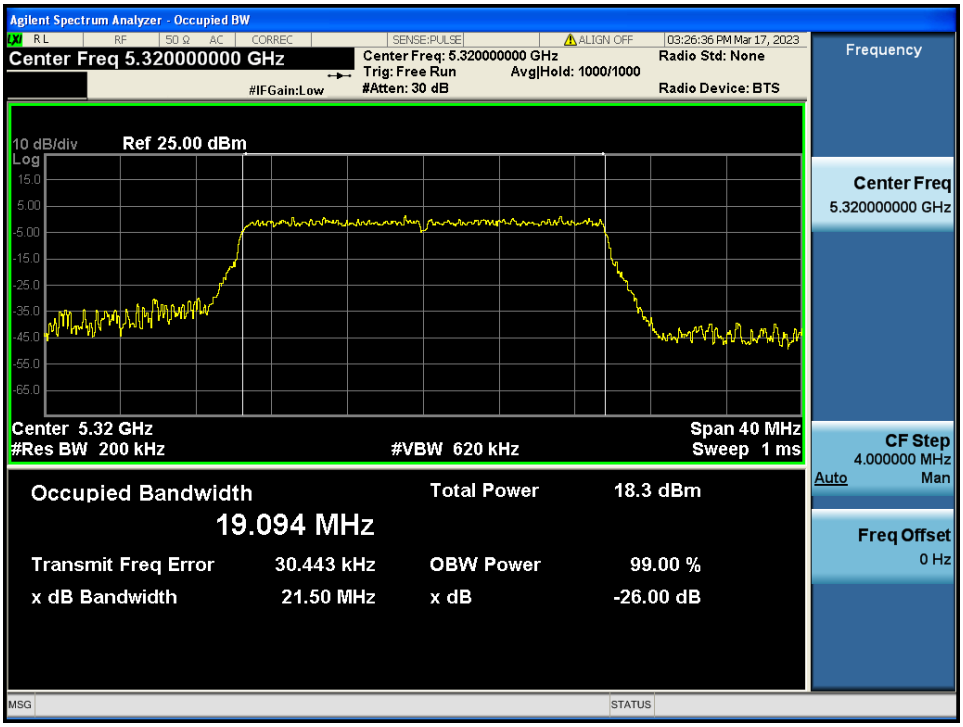

**26 dB Bandwidth & Occupied Bandwidth**

Test Mode: 802.11ax HE20 & ANT 2 & 242 Tone & 61 RU & Ch.100

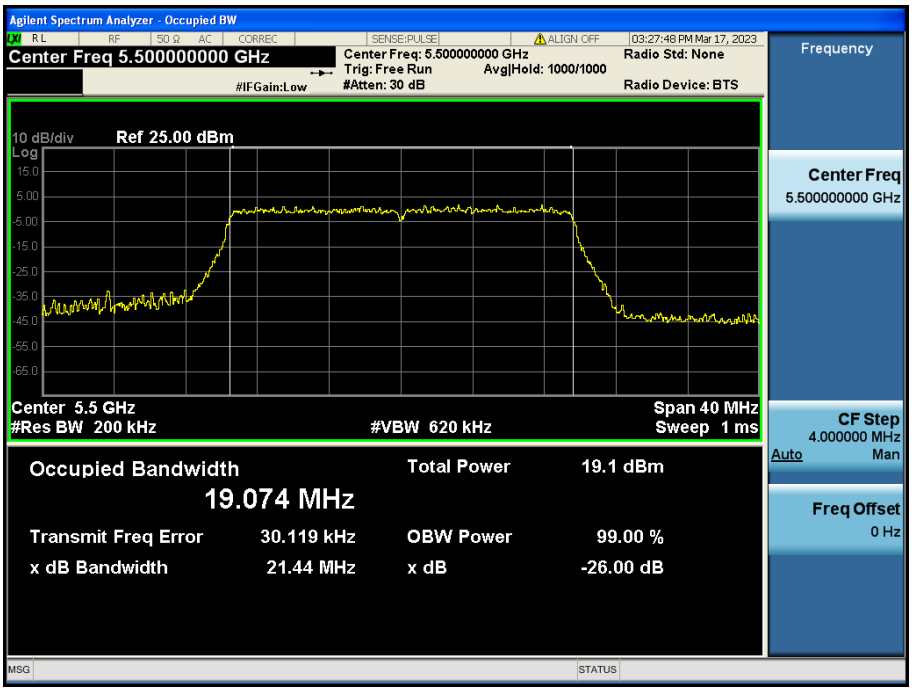


**26 dB Bandwidth & Occupied Bandwidth**

Test Mode: 802.11ax HE20 & ANT 2 & 242 Tone & 61 RU & Ch.116

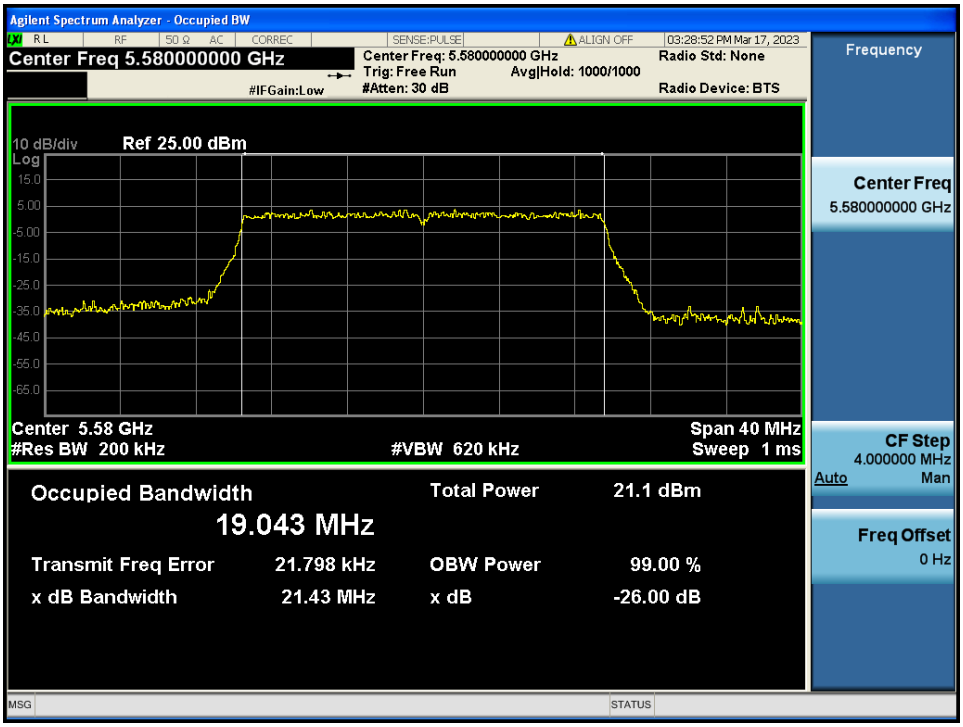

**26 dB Bandwidth**
**& Occupied Bandwidth**

Test Mode: 802.11ax HE20 & ANT 2 & 26 Tone & 4 RU & Ch.144

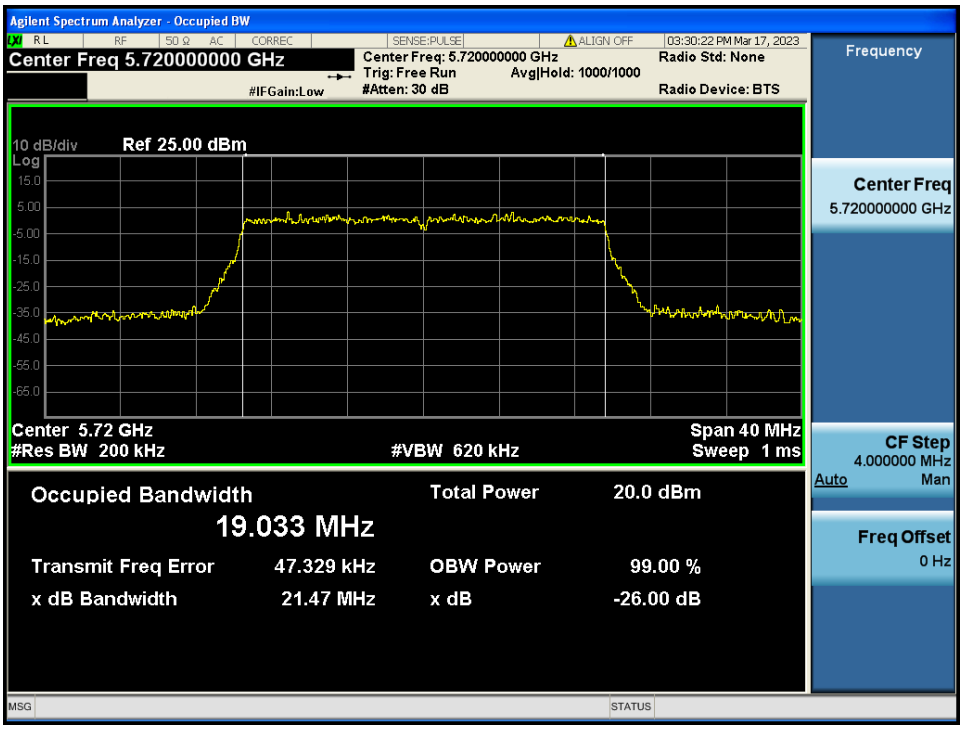

**26 dB Bandwidth**
**& Occupied Bandwidth**

Test Mode: 802.11ax HE40 & ANT 2 & SU & Ch.38

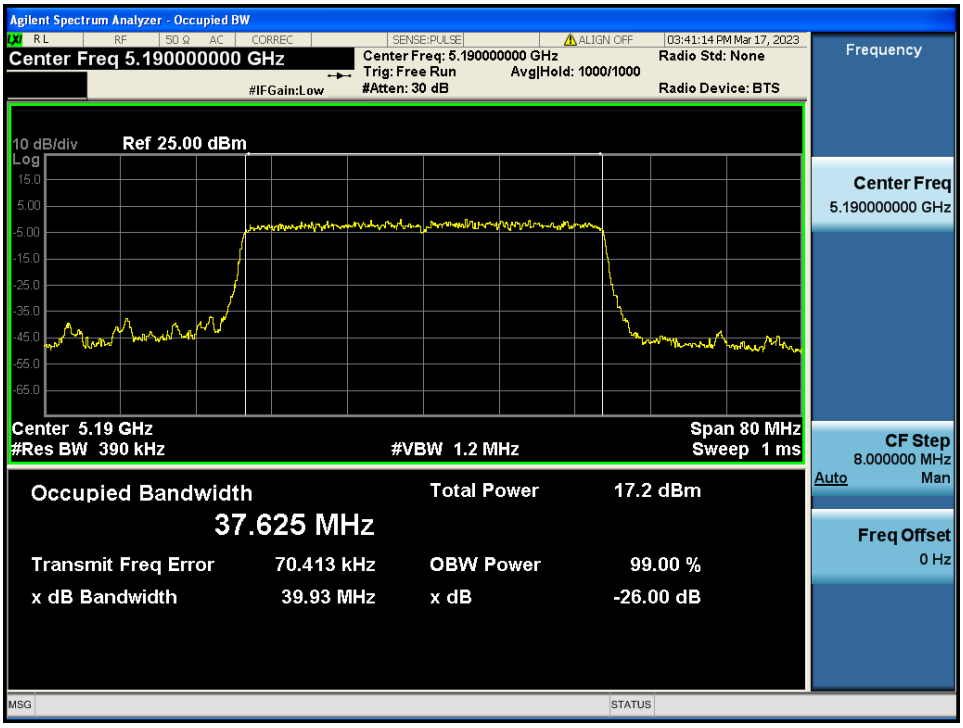


**26 dB Bandwidth**
**& Occupied Bandwidth**

Test Mode: 802.11ax HE40 & ANT 2 & SU & Ch.46

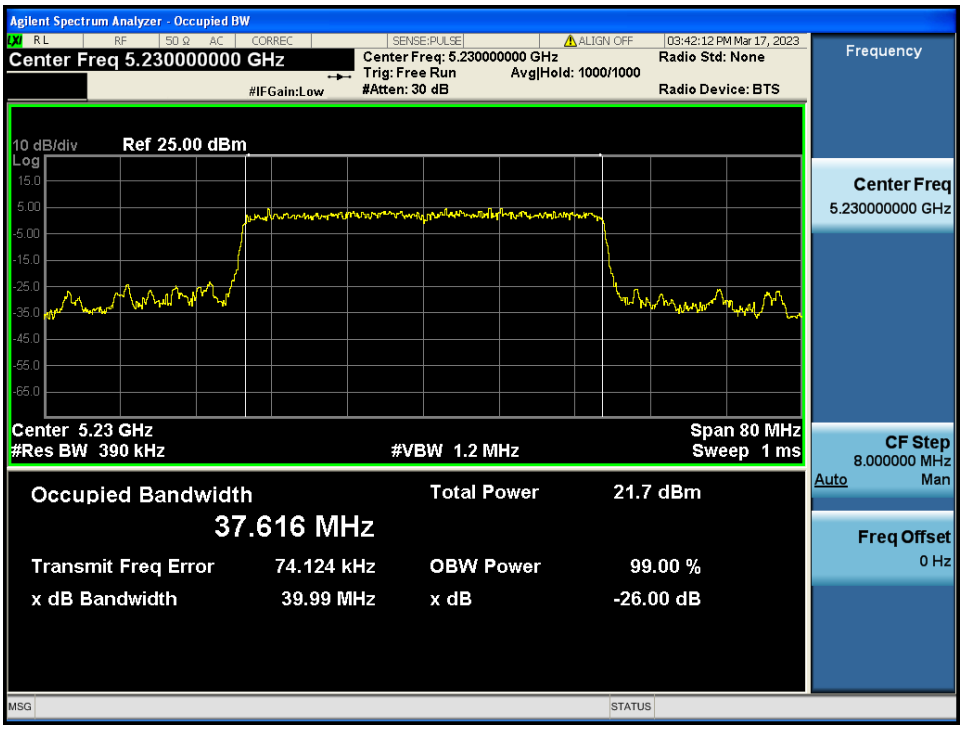

**26 dB Bandwidth & Occupied Bandwidth**

Test Mode: 802.11ax HE40 & ANT 2 & 484 Tone & 65 RU & Ch.54

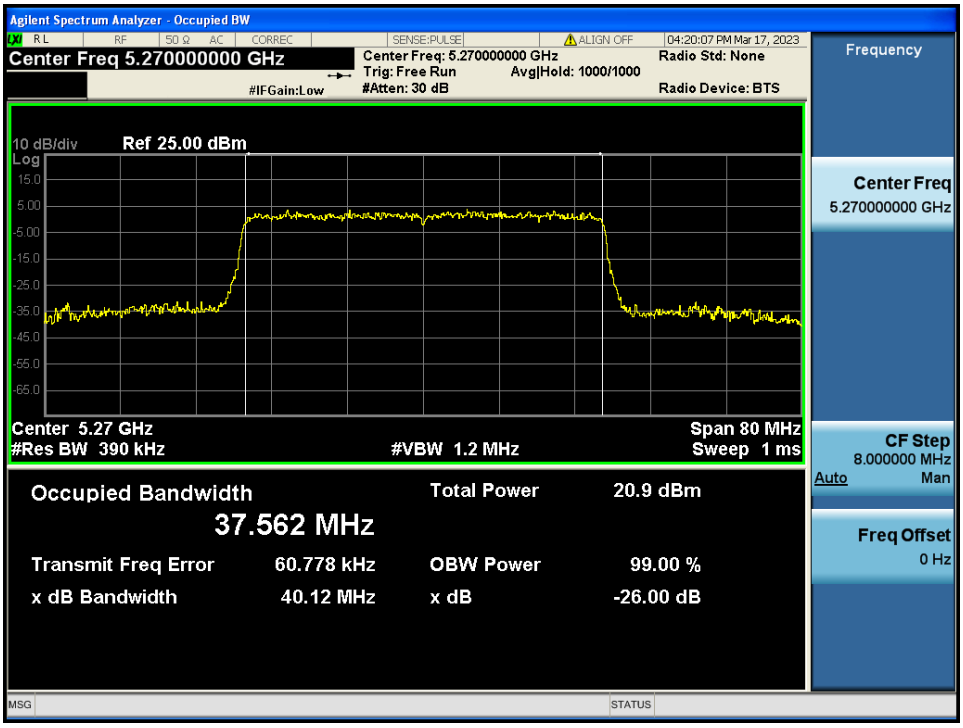


**26 dB Bandwidth & Occupied Bandwidth**

Test Mode: 802.11ax HE40 & ANT 2 & SU & Ch.62

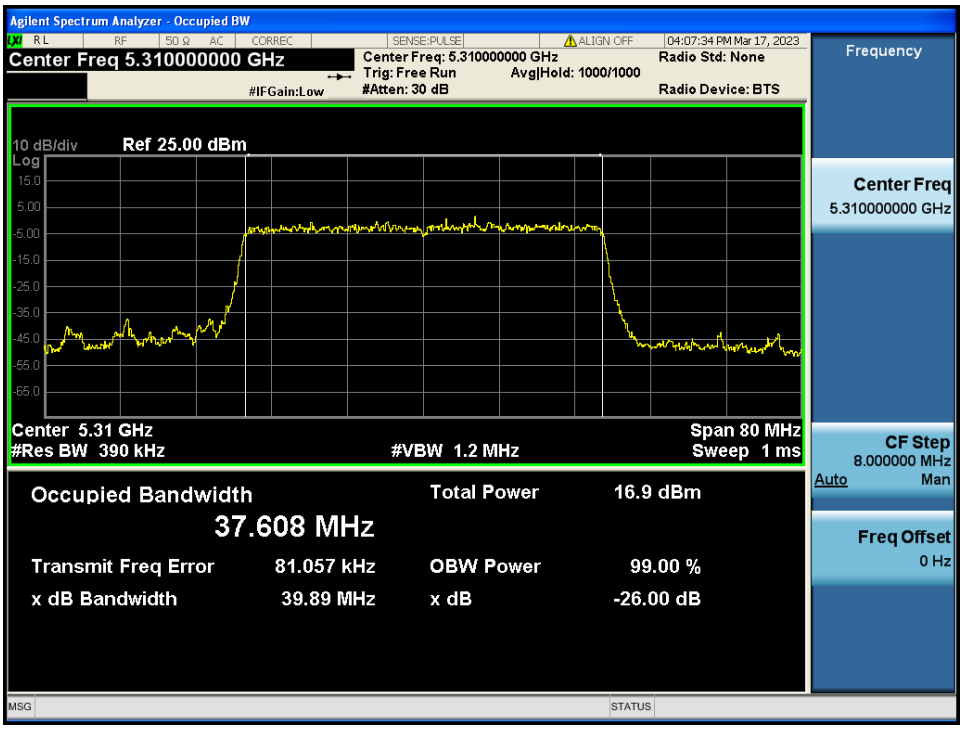


This test report is prohibited to copy or reissue in whole or in part without the approval of Dt&C Co., Ltd.

**26 dB Bandwidth**
**& Occupied Bandwidth**

Test Mode: 802.11ax HE40 & ANT 2 & SU & Ch.102

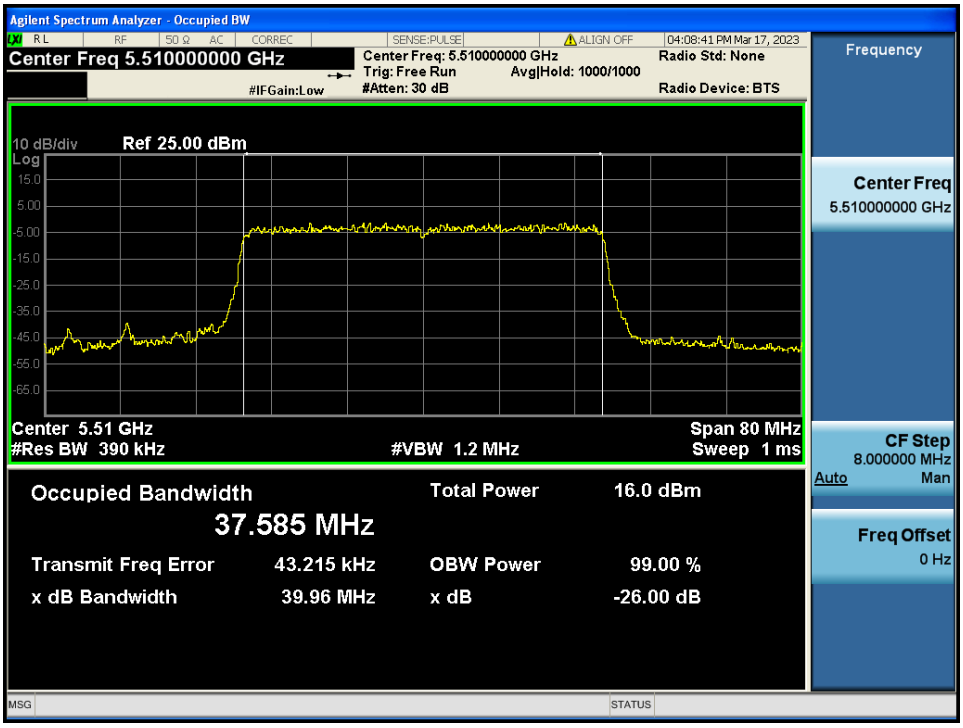


**26 dB Bandwidth**
**& Occupied Bandwidth**

Test Mode: 802.11ax HE40 & ANT 2 & SU & Ch.110

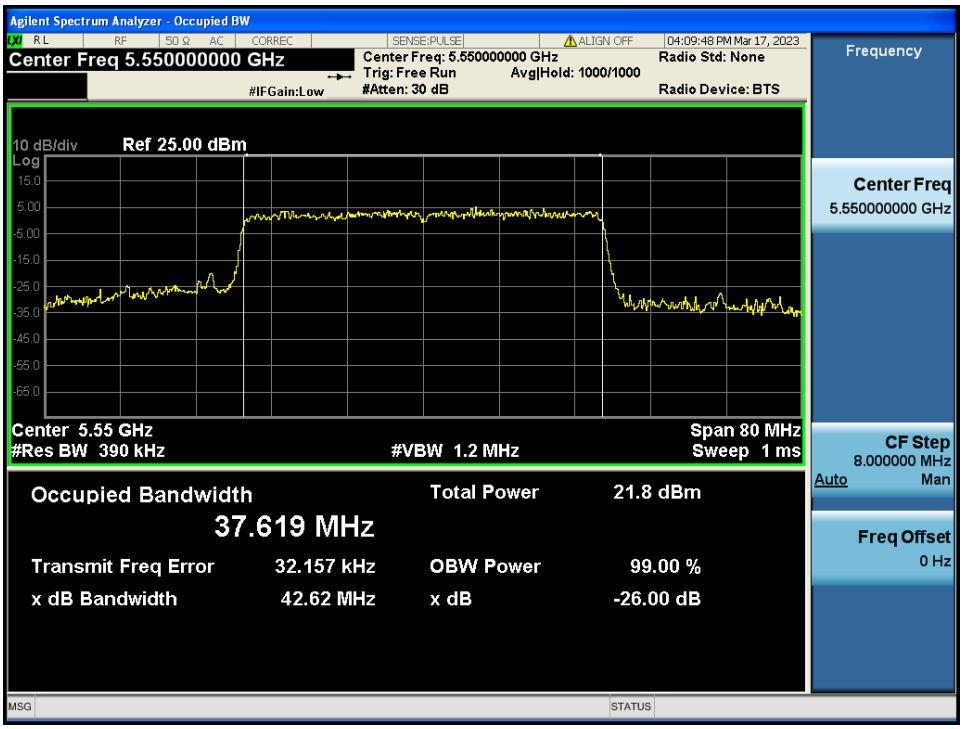


This test report is prohibited to copy or reissue in whole or in part without the approval of Dt&C Co., Ltd.

**26 dB Bandwidth**
**& Occupied Bandwidth**

Test Mode: 802.11ax HE40 & ANT 2 & 484 Tone & 65 RU & Ch.142

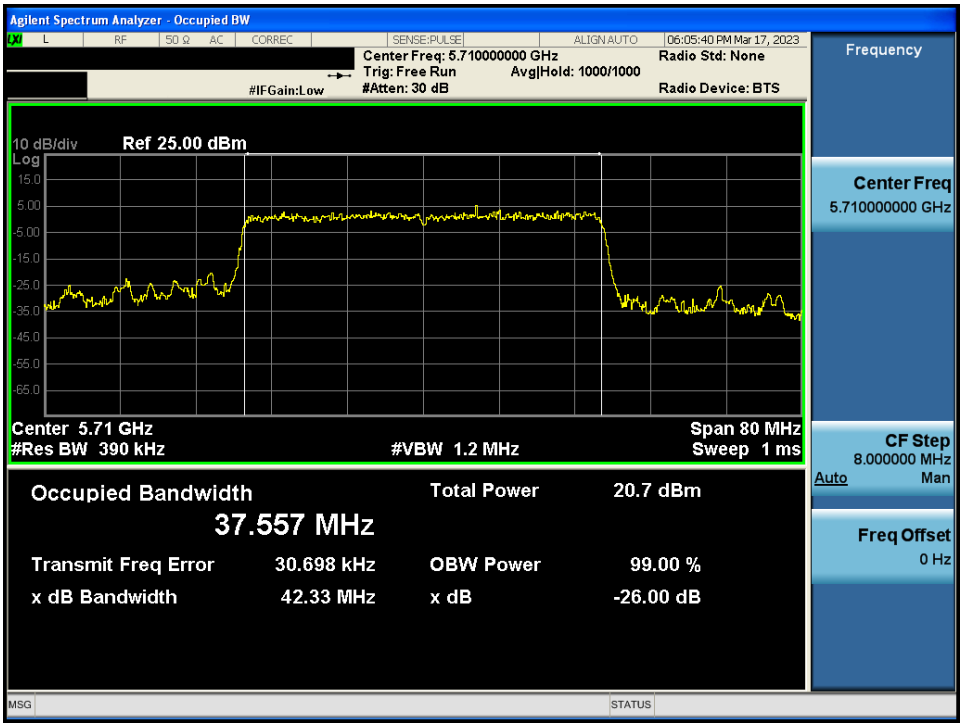

**26 dB Bandwidth & Occupied Bandwidth**

Test Mode: 802.11ax HE80 & ANT 2 & 996 Tone & 67 RU & Ch.42

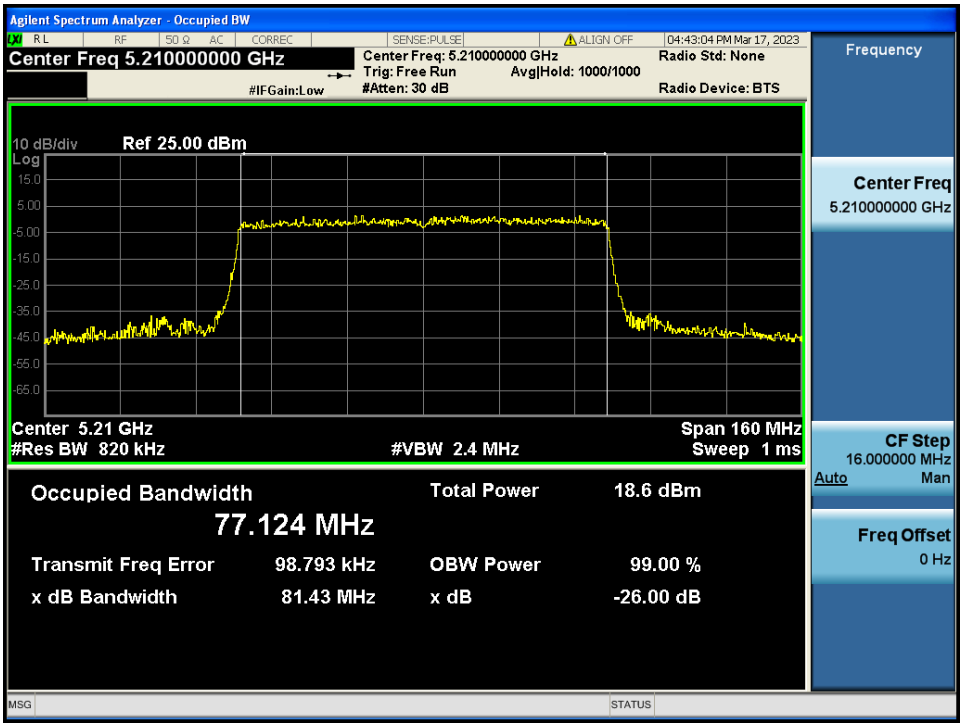


**26 dB Bandwidth & Occupied Bandwidth**

Test Mode: 802.11ax HE80 & ANT 2 & 996 Tone & 67 RU & Ch.58

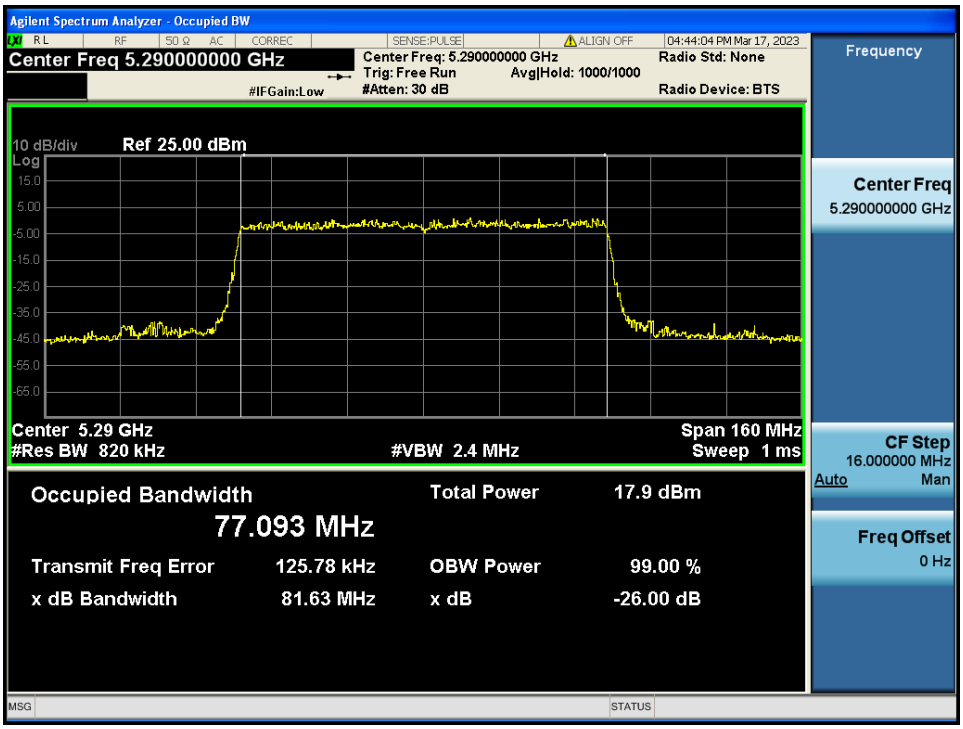

## 26 dB Bandwidth & Occupied Bandwidth

Test Mode: 802.11ax HE80 & ANT 2 & 996 Tone & 67 RU & Ch.106

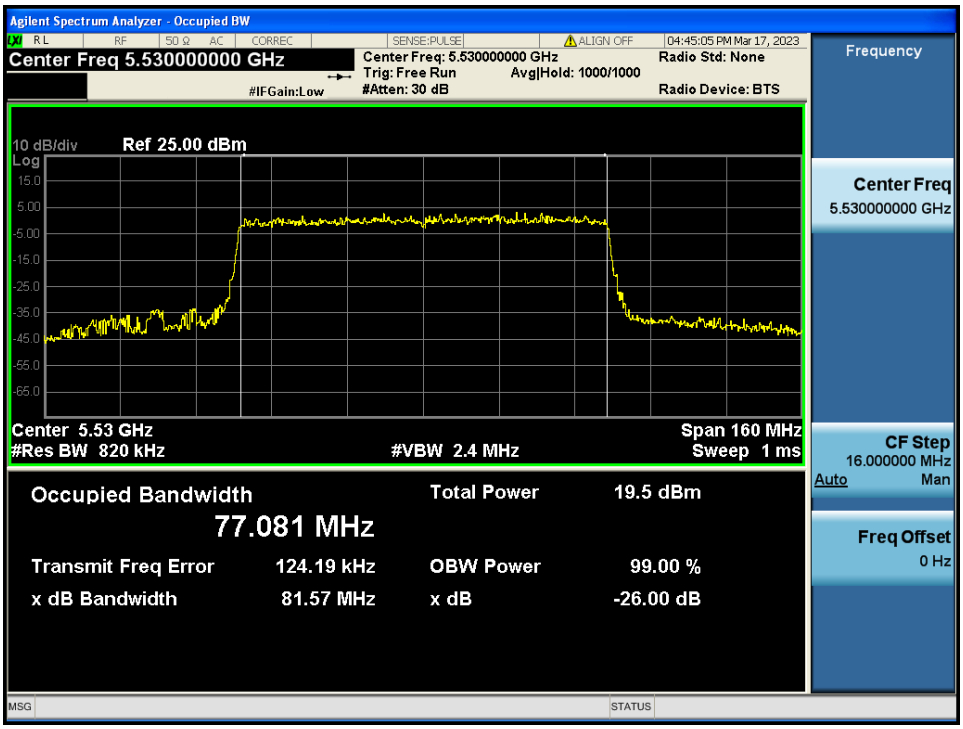


## 26 dB Bandwidth & Occupied Bandwidth

Test Mode: 802.11ax HE80 & ANT 2 & SU & Ch.138

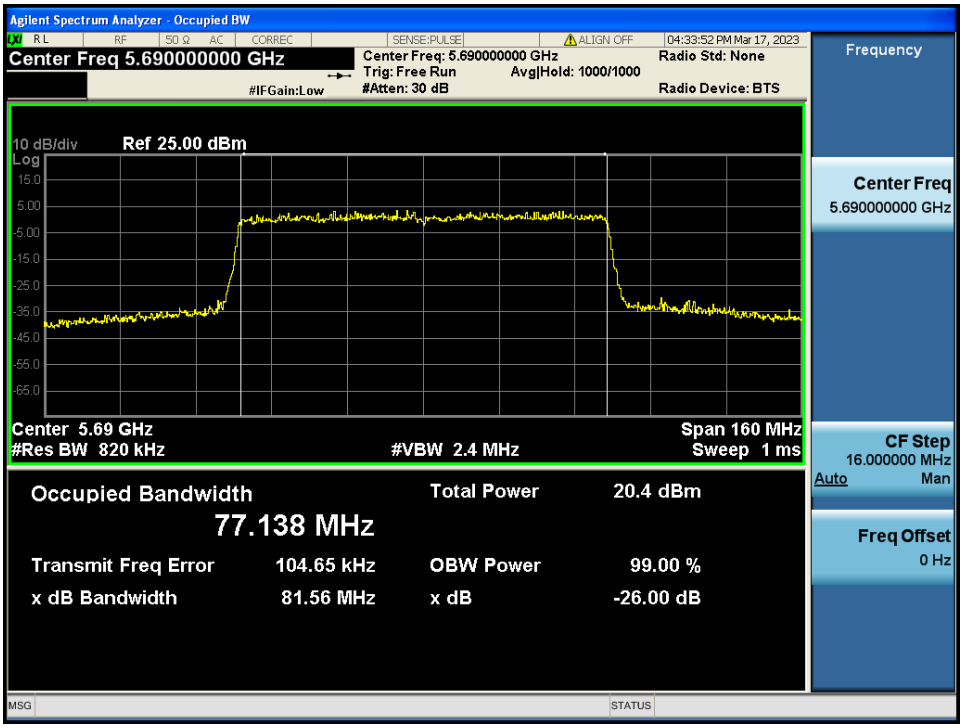

## 5.2 Minimum Emission Bandwidth (6 dB Bandwidth) & Occupied BW (99 %)

### ▣ Test Requirements

- Emission Bandwidth (6 dB Bandwidth)

Within the 5.725-5.85 GHz band, the minimum 6 dB bandwidth of U-NII devices shall be at least 500 kHz.

- Occupied BW (99 %)

When an occupied bandwidth value is not specified in the applicable RSS, the transmitted signal bandwidth to be reported is to be its 99 % emission bandwidth, as calculated or measured.

### ▣ Test Configuration

Refer to the APPENDIX I.

### ▣ Test Procedure

- Emission Bandwidth (6 dB Bandwidth)

The transmitter output is connected to the Spectrum Analyzer and used following test procedure of **KDB789033 D02v02r01**.

1. Set resolution bandwidth (RBW) = 100 kHz
2. Set the video bandwidth **≥ 3 x RBW**.
3. Detector = **Peak**.
4. Trace mode = **max hold**.

   Measure the maximum width of the emission that is constrained by the frequencies associated with the two outermost amplitude points (upper and lower frequencies) that are attenuated by 6 dB relative to the maximum level measured in the fundamental emission.

- Occupied BW (99 %) : RSS-Gen[6.7]

1. The transmitter shall be operated at its maximum carrier power measured under normal test conditions.
2. The span of the analyzer shall be set to capture all products of the modulation process, including the emission skirts.
3. The resolution bandwidth (RBW) shall be in the range of 1 % to 5 % of the occupied bandwidth (OBW) and video bandwidth (VBW) shall be approximately 3 x RBW.

This test report is prohibited to copy or reissue in whole or in part without the approval of Dt&C Co., Ltd.

▣ **Test Results: Comply**

| Mode | Band | Frequency [MHz] | Tone | RU Index | Test Result [MHz] | | | |
|---|---|---|---|---|---|---|---|---|
| | | | | | 6 dB BW | | 99 % BW | |
| | | | | | CDD | | | |
| | | | | | ANT 1 | ANT 2 | ANT 1 | ANT 2 |
| 802.11ax(HE20) | U-NII 3 | 5 745 | 26 | 0 | 2.14 | 2.13 | 18.52 | 18.31 |
| | | | | 4 | 2.69 | 2.69 | 17.16 | 17.00 |
| | | | | 8 | **2.09** | **2.12** | 18.59 | 18.17 |
| | | 5 785 | 26 | 0 | **2.09** | **2.07** | 18.46 | 18.41 |
| | | | | 4 | 2.65 | 2.66 | 16.61 | 17.03 |
| | | | | 8 | 2.10 | 2.13 | 18.51 | 18.34 |
| | | 5 825 | 26 | 0 | **2.08** | **2.12** | 18.49 | 18.46 |
| | | | | 4 | 2.69 | 2.69 | 17.23 | 17.01 |
| | | | | 8 | 2.13 | 2.12 | 17.80 | 17.89 |
| 802.11ax(HE20) | U-NII 3 | 5 745 | 242 | 61 | 19.11 | 19.05 | **19.08** | **19.03** |
| | | 5 785 | 242 | 61 | 19.08 | 19.13 | **19.09** | **19.03** |
| | | 5 825 | 242 | 61 | 19.05 | 19.01 | **19.09** | **19.07** |
| 802.11ax(HE20) | U-NII 3 | 5 745 | SU | NA | 18.67 | 18.20 | 18.93 | 18.95 |
| | | 5 785 | SU | NA | 18.76 | 18.76 | 18.96 | 18.93 |
| | | 5 825 | SU | NA | 18.54 | 18.00 | 18.93 | 18.92 |

This test report is prohibited to copy or reissue in whole or in part without the approval of Dt&C Co., Ltd.

| Mode | Band | Frequency [MHz] | Tone | RU Index | Test Result [MHz] | | | |
|---|---|---|---|---|---|---|---|---|
| | | | | | 6 dB BW(MHz) | | 99 % BW(MHz) | |
| | | | | | CDD | | | |
| | | | | | ANT 1 | ANT 2 | ANT 1 | ANT 2 |
| 802.11ax(HE40) | U-NII 3 | 5 755 | 26 | 0 | 2.10 | 2.16 | 18.15 | 18.01 |
| | | | | 8 | 2.13 | 2.19 | 21.34 | 20.52 |
| | | | | 17 | **2.09** | **2.11** | 18.20 | 18.04 |
| | | 5 795 | 26 | 0 | **2.06** | **2.11** | 17.65 | 18.16 |
| | | | | 8 | 2.16 | 2.18 | 21.21 | 20.71 |
| | | | | 17 | 2.10 | 2.12 | 18.17 | 18.08 |
| 802.11ax(HE40) | U-NII 3 | 5 755 | 484 | 65 | 37.93 | 37.72 | 37.65 | **37.62** |
| | | 5 795 | 484 | 65 | 37.85 | 37.69 | 37.63 | 37.57 |
| | | 5 755 | SU | NA | 37.69 | 37.62 | **37.67** | 37.55 |
| | | 5 795 | SU | NA | 37.66 | 37.34 | **37.67** | **37.57** |
| 802.11ax(HE80) | U-NII 3 | 5 775 | 26 | 0 | **2.20** | **2.22** | 18.63 | 18.83 |
| | | | | 18 | 2.81 | 2.80 | 35.88 | 35.97 |
| | | | | 36 | 2.20 | 2.22 | 19.21 | 18.81 |
| 802.11ax(HE80) | U-NII 3 | 5 775 | 996 | 67 | 77.88 | 77.73 | **77.33** | 77.02 |
| | | | SU | NA | 77.60 | 77.55 | 77.12 | **77.13** |

Note: The worst-case plots(Minimum 6 dB Bandwidth) are reported.

**6 dB Bandwidth** Test Mode: 802.11ax HE20 & ANT 1 & 26 Tone & 8 RU & Ch.149

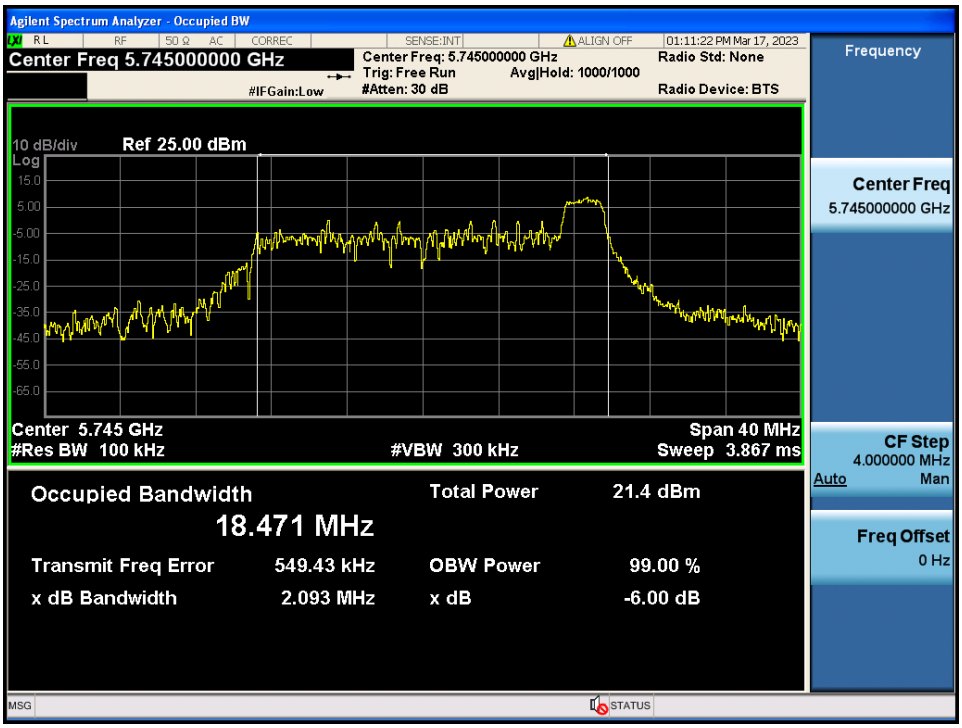


**6 dB Bandwidth** Test Mode: 802.11ax HE20 & ANT 1 & 26 Tone & 0 RU & Ch.157

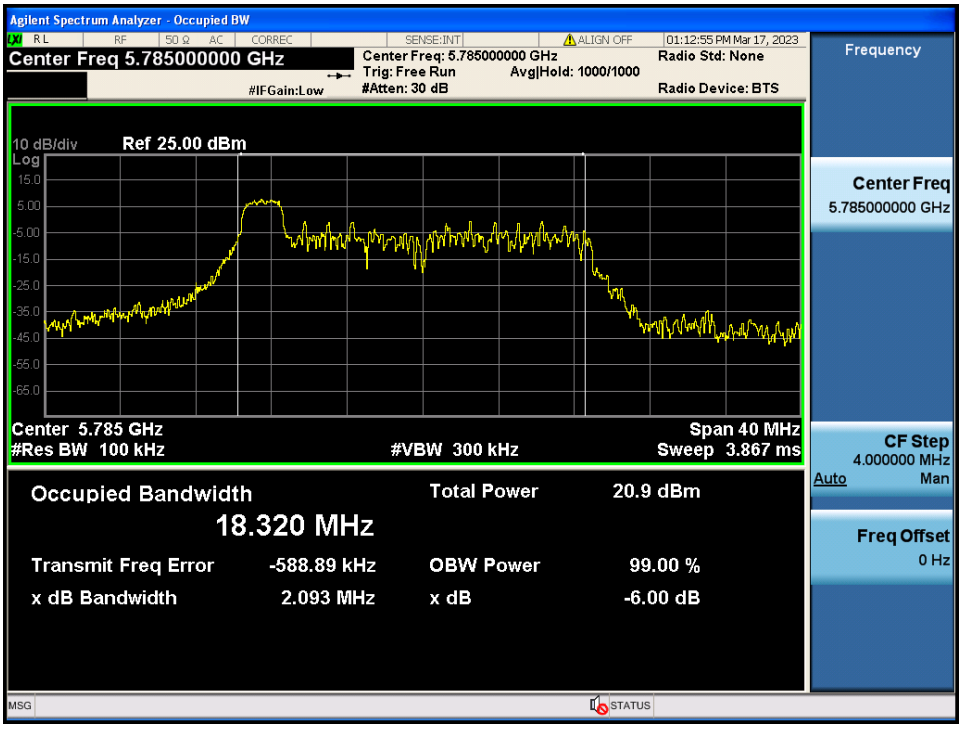

## 6 dB Bandwidth

Test Mode: 802.11ax HE20 & ANT 1 & 26 Tone & 0 RU & Ch.165

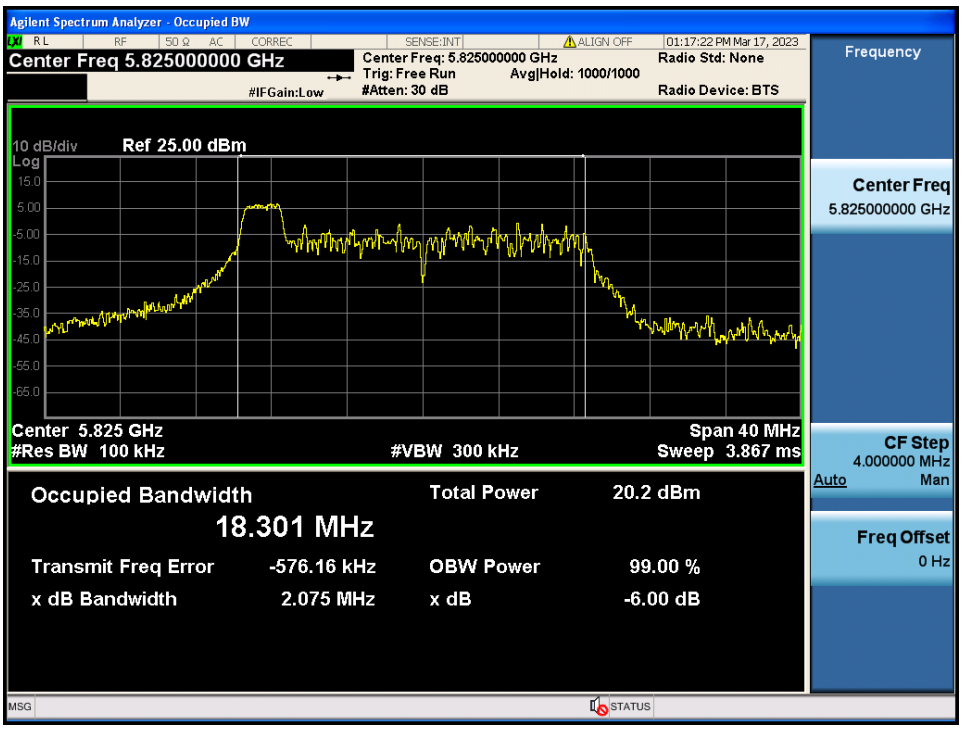

**6 dB Bandwidth** Test Mode: 802.11ax HE40 & ANT 1 & 26 Tone & 17 RU & Ch.151

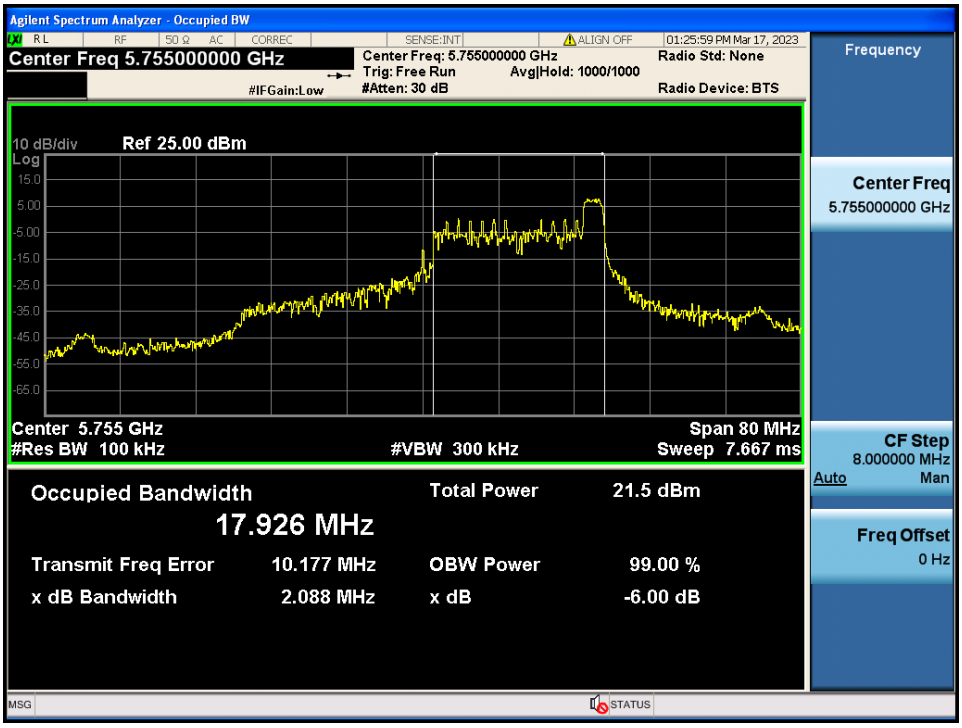


**6 dB Bandwidth** Test Mode: 802.11ax HE40 & ANT 1 & 26 Tone & 0 RU & Ch.159

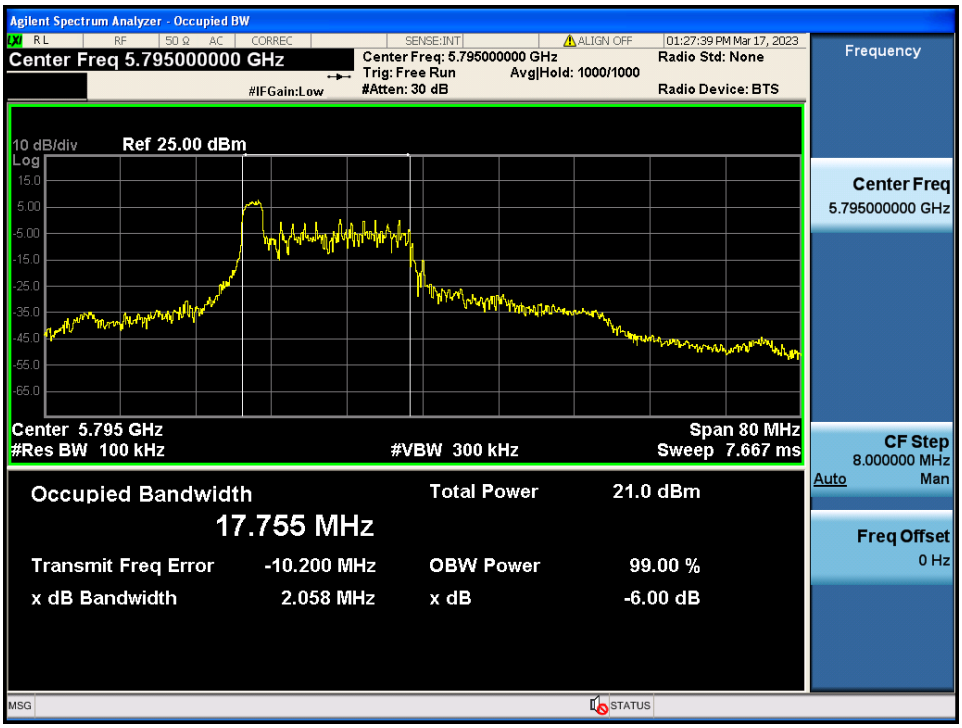

## 6 dB Bandwidth

Test Mode: 802.11ax HE80 & ANT 1 & 26 Tone & 0 RU & Ch.155

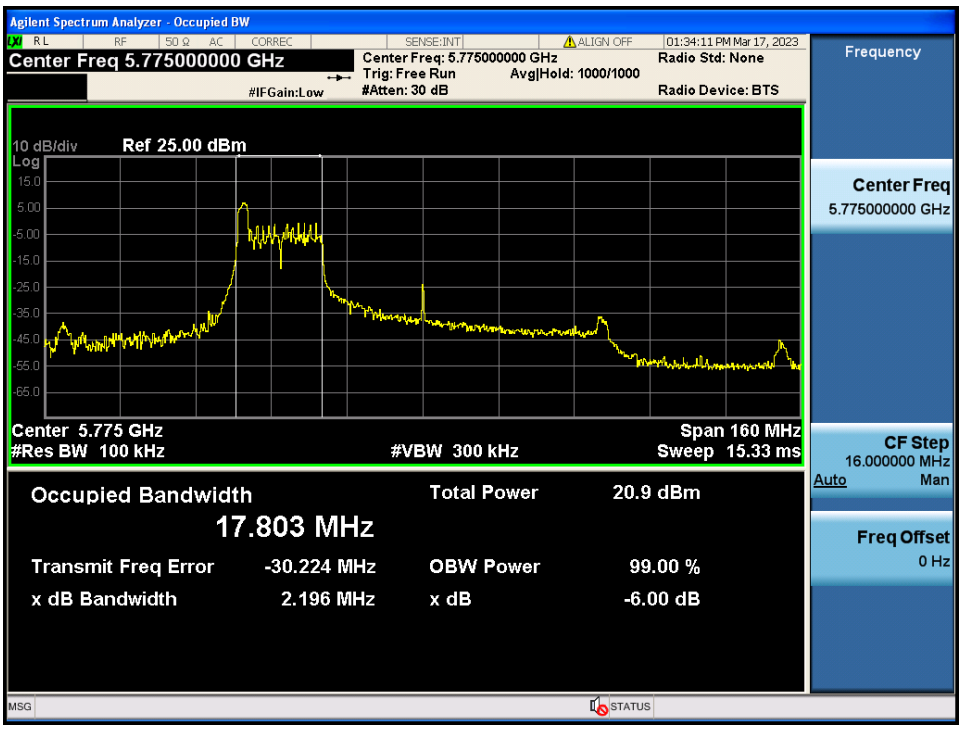

## 6 dB Bandwidth

Test Mode: 802.11ax HE20 & ANT 2 & 26 Tone & 8 RU & Ch.149

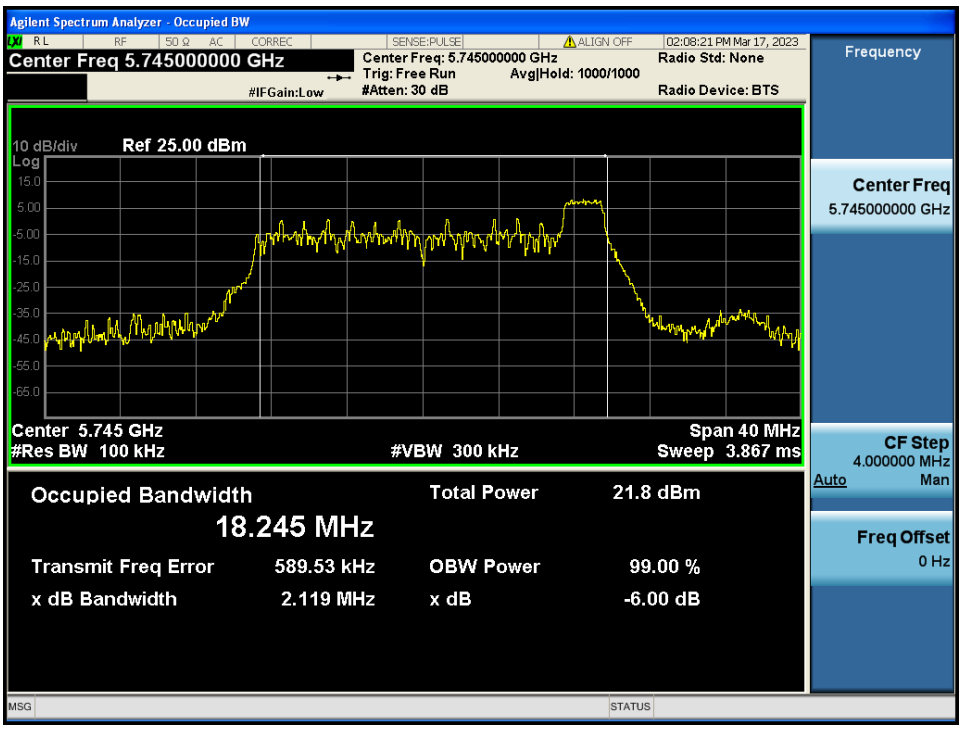


## 6 dB Bandwidth

Test Mode: 802.11ax HE20 & ANT 2 & 26 Tone & 0 RU & Ch.157

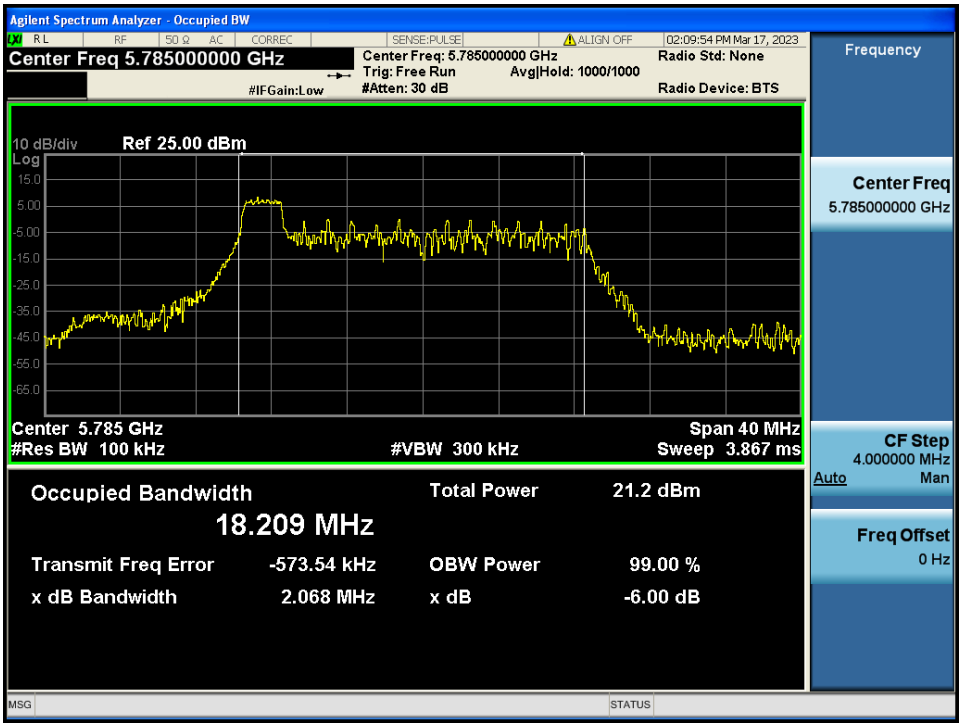

## 6 dB Bandwidth

Test Mode: 802.11ax HE20 & ANT 2 & 26 Tone & 0 RU & Ch.165

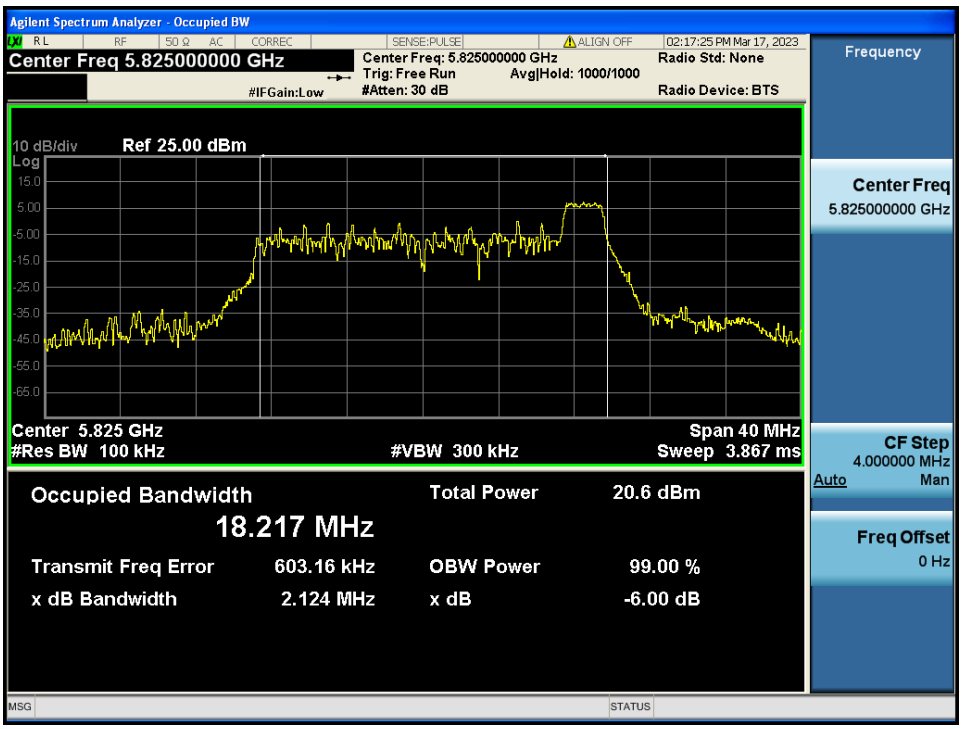

**6 dB Bandwidth** Test Mode: 802.11ax HE40 & ANT 2 & 26 Tone & 17 RU & Ch.151

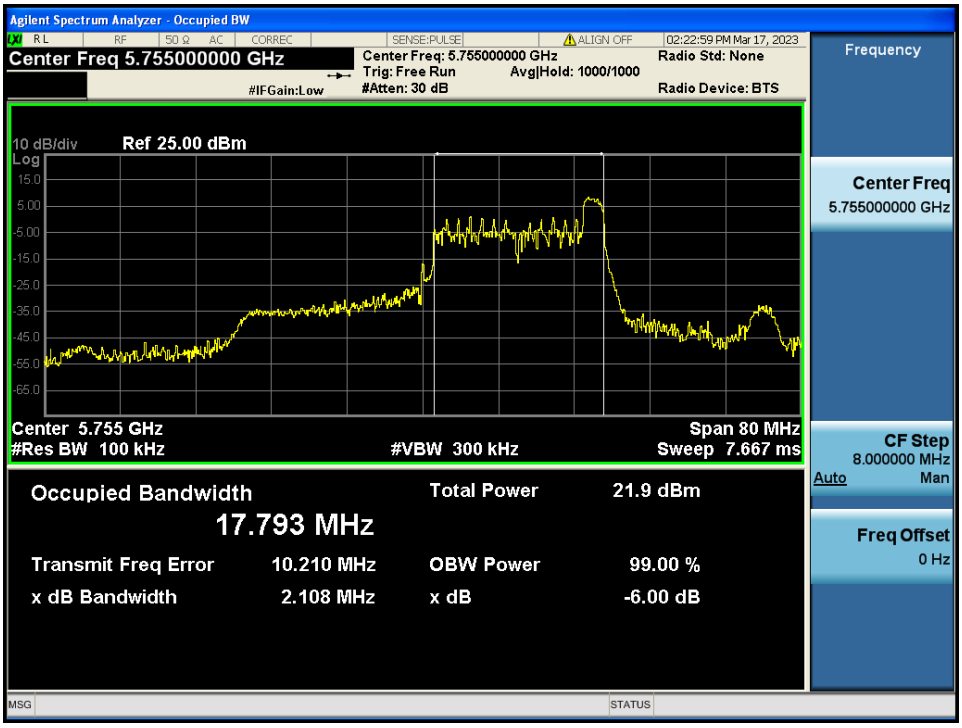


**6 dB Bandwidth** Test Mode: 802.11ax HE40 & ANT 2 & 26 Tone & 0 RU & Ch.159

## 6 dB Bandwidth

Test Mode: 802.11ax HE80 & ANT 2 & 26 Tone & 0 RU & Ch.155

Note: The worst-case plots(Maximum Occupied Bandwidth) are reported.

**Occupied Bandwidth** Test Mode: 802.11ax HE20 & ANT 1 & 242 Tone & 61 RU & Ch.149

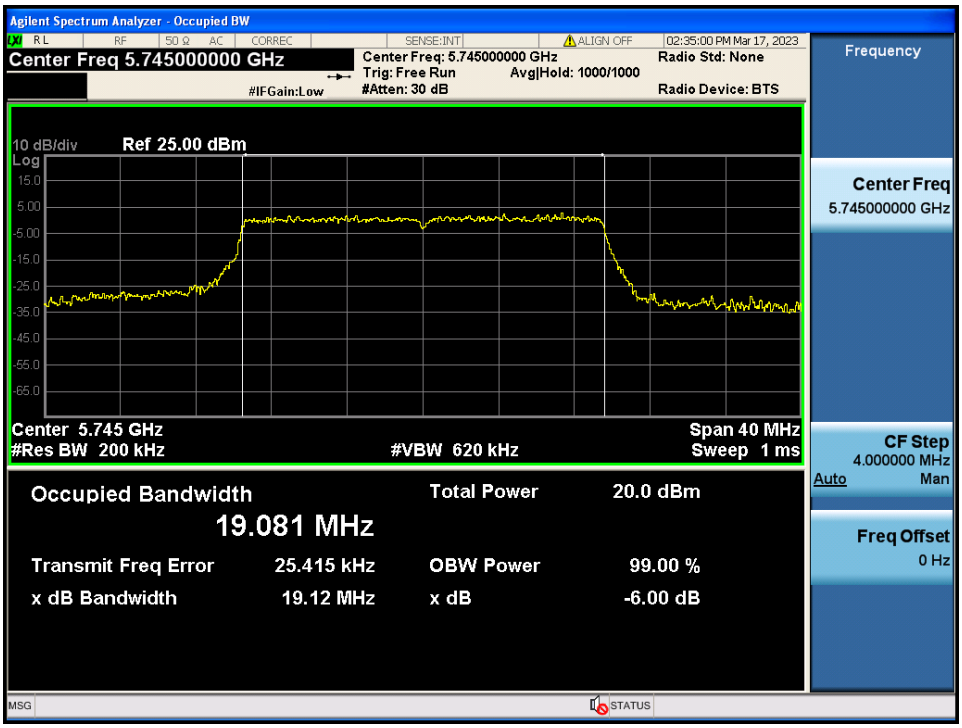


**Occupied Bandwidth** Test Mode: 802.11ax HE20 & ANT 1 & 242 Tone & 61 RU & Ch.157

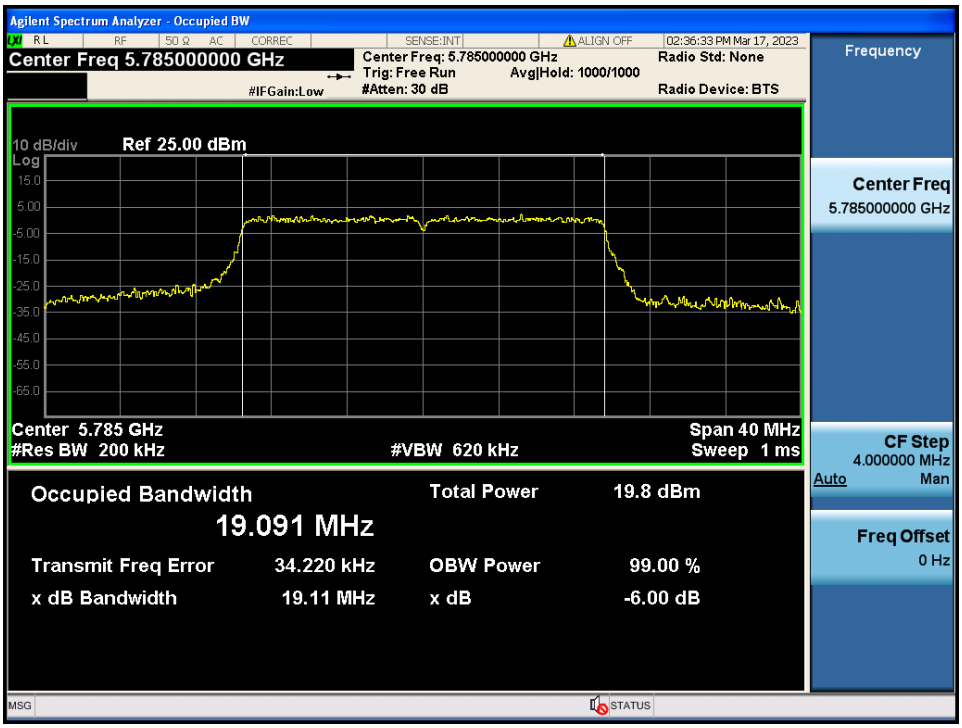

**Occupied Bandwidth** Test Mode: 802.11ax HE20 & ANT 1 & 26 Tone & 61 RU & Ch.165

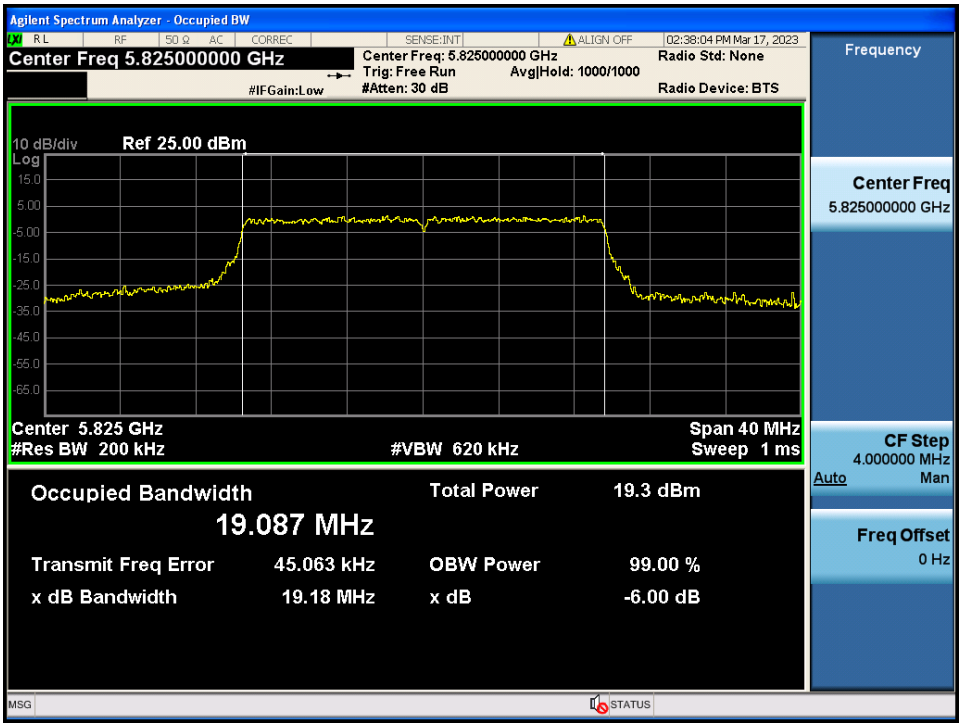

**Occupied Bandwidth** Test Mode: 802.11ax HE40 & ANT 1 & SU & Ch.151

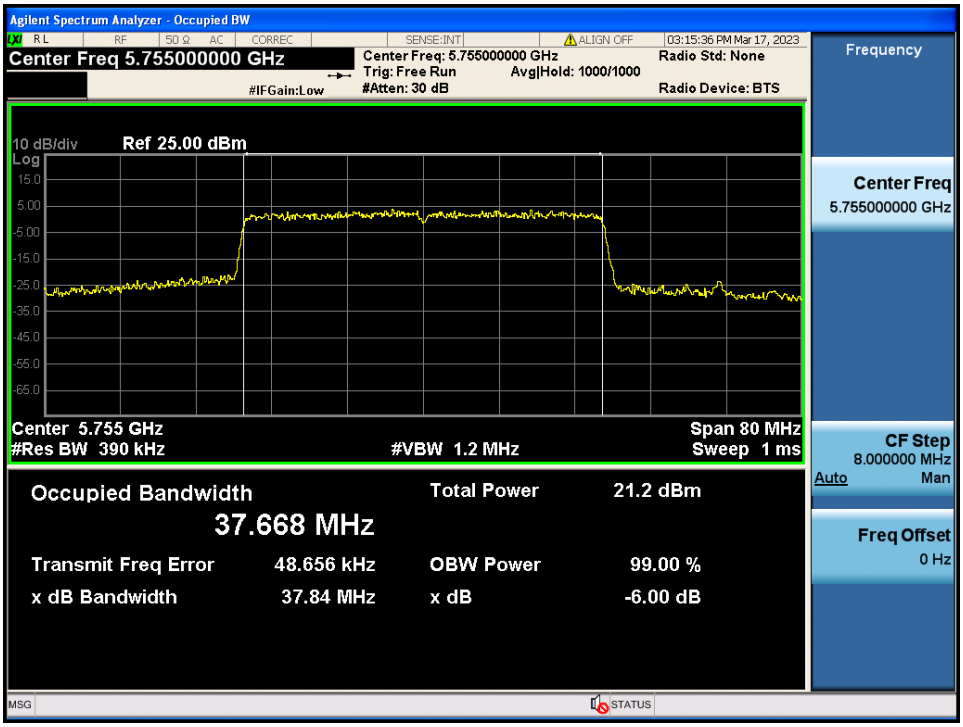


**Occupied Bandwidth** Test Mode: 802.11ax HE40 & ANT 1 & SU & Ch.159

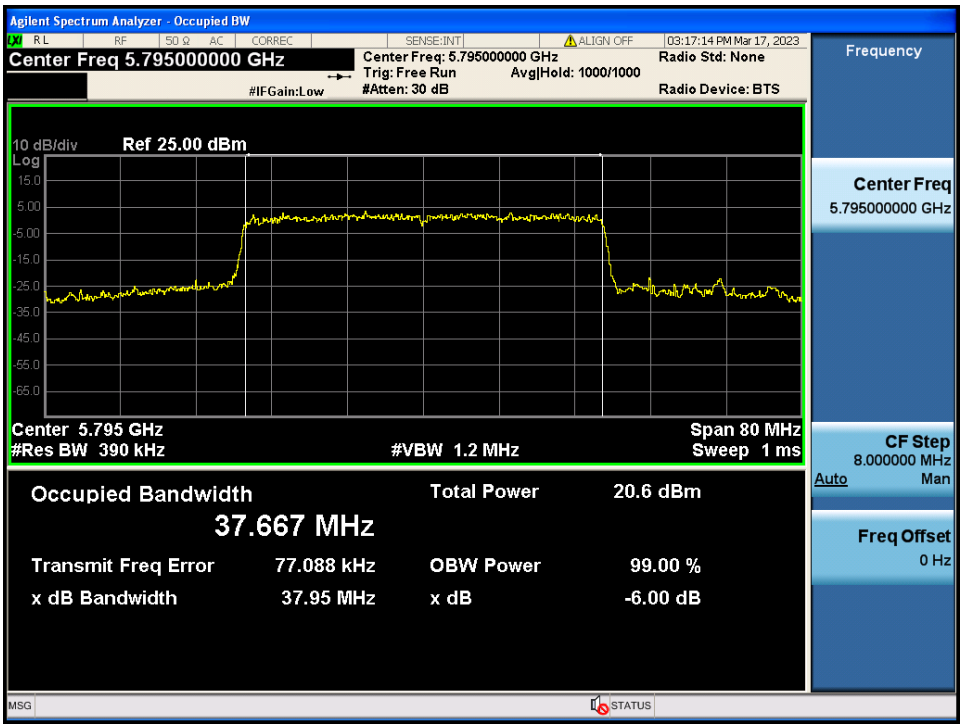

**Occupied Bandwidth** Test Mode: 802.11ax HE80 & ANT 1 & 996 Tone & 67 RU & Ch.155

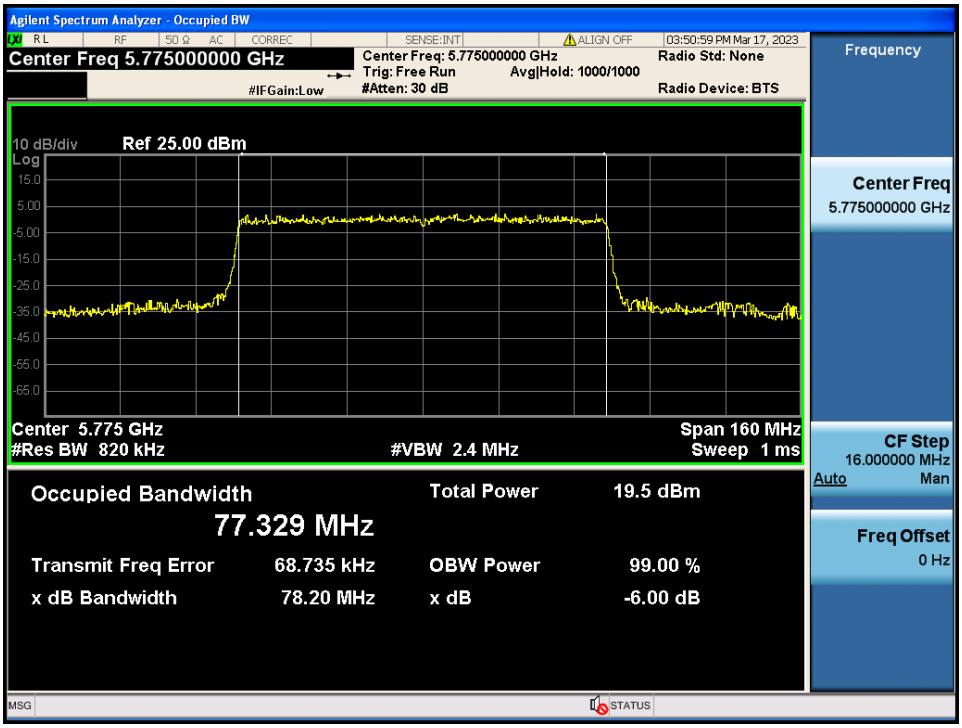

**Occupied Bandwidth** Test Mode: 802.11ax HE20 & ANT 2 & 242 Tone & 61 RU & Ch.149

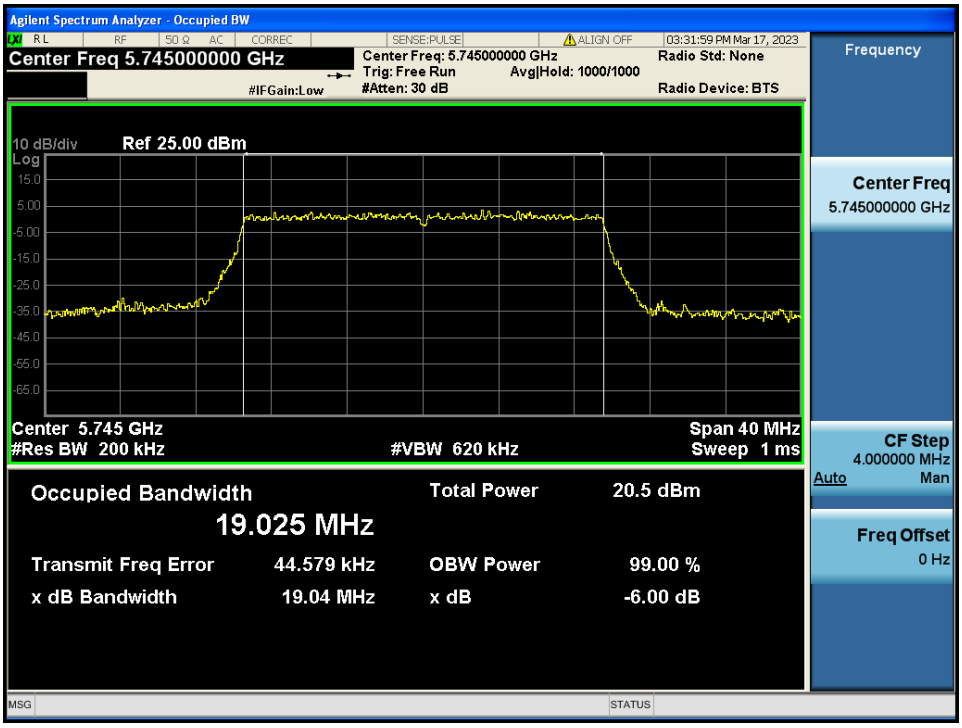


**Occupied Bandwidth** Test Mode: 802.11ax HE20 & ANT 2 & 242 Tone & 61 RU & Ch.157

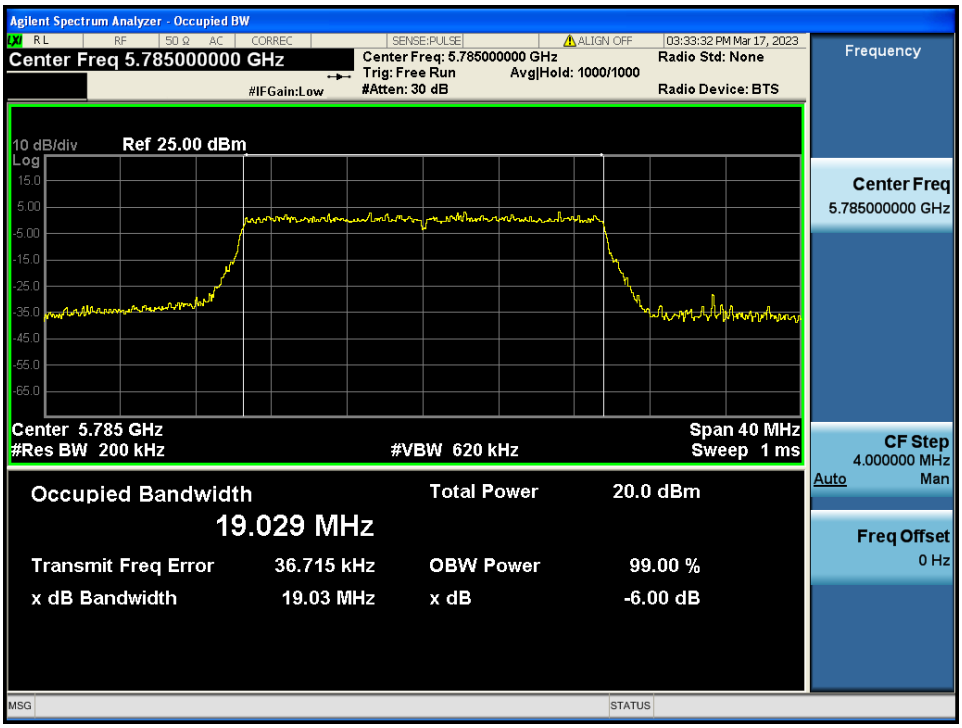

**Occupied Bandwidth** Test Mode: 802.11ax HE20 & ANT 2 & 242 Tone & 61 RU & Ch.165

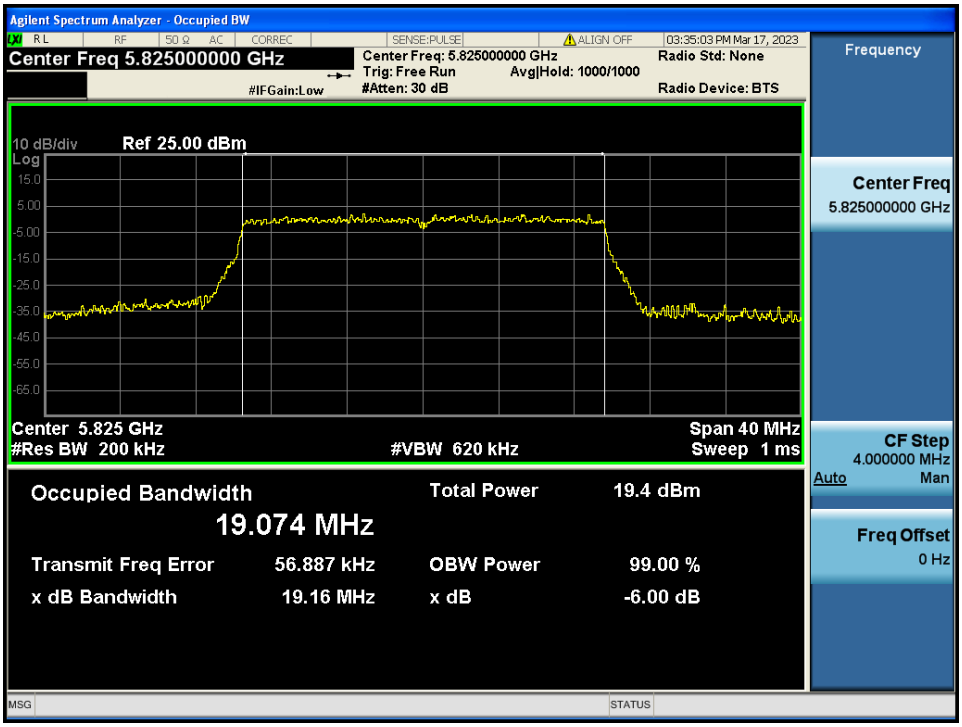

**Occupied Bandwidth** Test Mode: 802.11ax HE40 & ANT 2 & 484 Tone & 65 RU & Ch.151

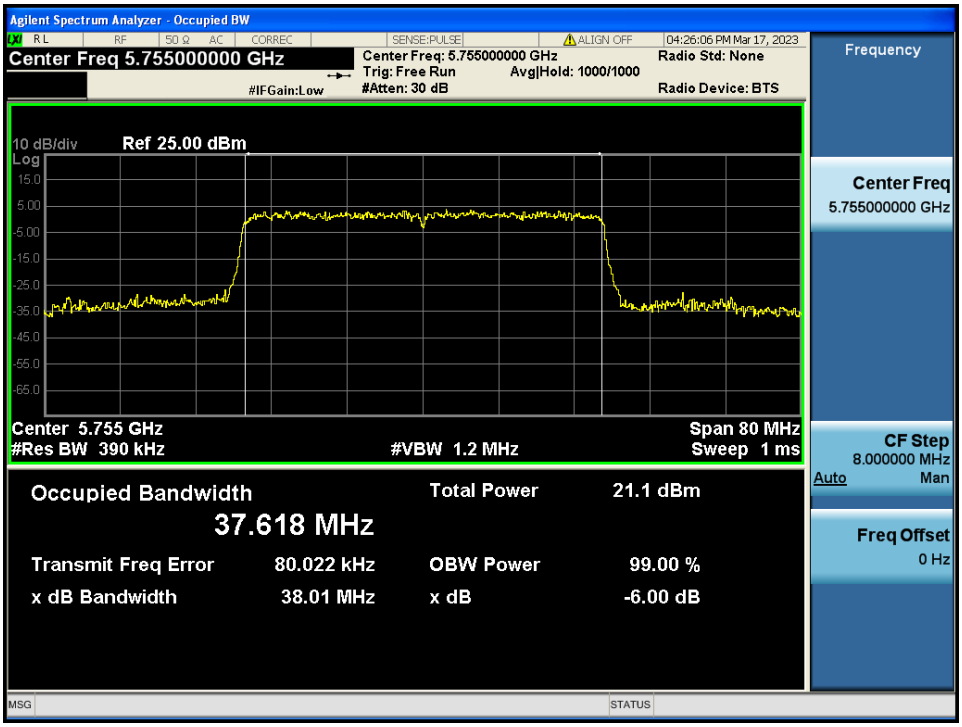


**Occupied Bandwidth** Test Mode: 802.11ax HE40 & ANT 2 & 484 Tone & 65 RU & Ch.159

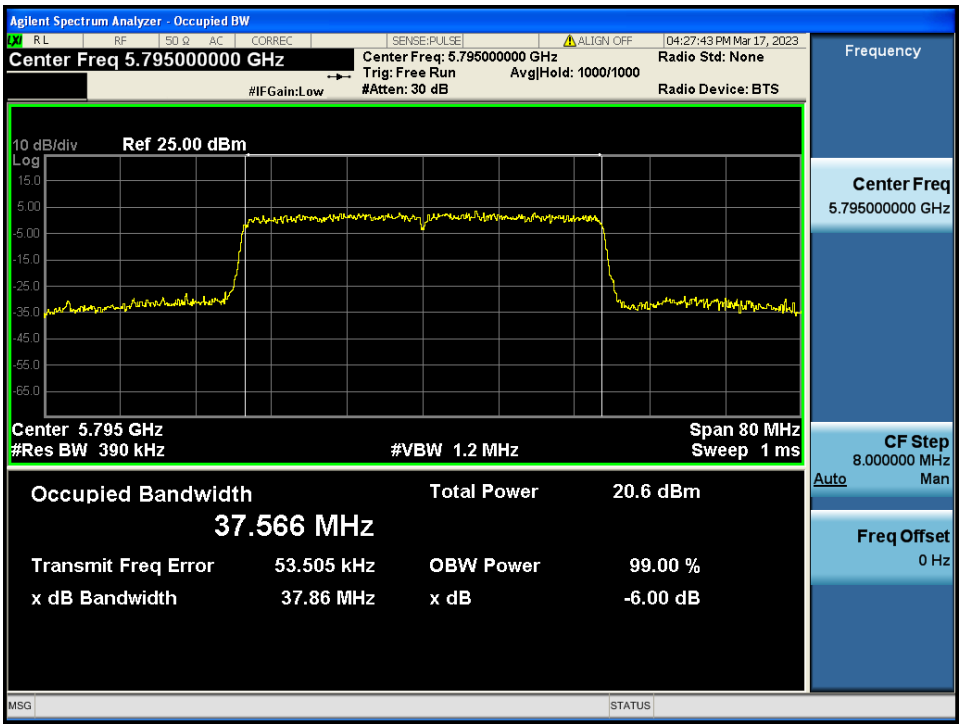

**Occupied Bandwidth** Test Mode: 802.11ax HE80 & ANT 2 & 996 Tone & SU & Ch.155

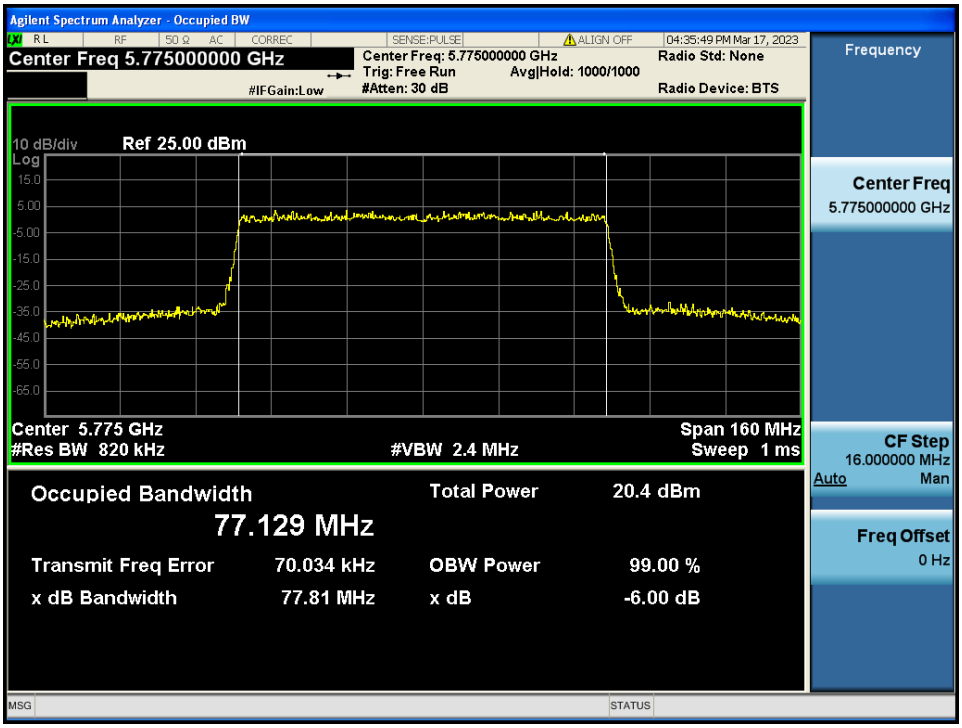

## 5.3 Maximum Conducted Output Power

### ▣ Test Requirements

**Part. 15.407(a)**

**(1) For the band 5.15 GHz - 5.25 GHz.**

(i) For an outdoor access point operating in the band 5.15 GHz - 5.25 GHz, the maximum conducted output power over the frequency band of operation shall not exceed 1 W provided the maximum antenna gain does not exceed 6 dBi. If transmitting antennas of directional gain greater than 6 dBi are used, both the maximum conducted output power and the maximum power spectral density shall be reduced by the amount in dB that the directional gain of the antenna exceeds 6 dBi. The maximum e.i.r.p. at any elevation angle above 30 degrees as measured from the horizon must not exceed 125 mW (21 dBm).
(ii) For an indoor access point operating in the band 5.15 GHz - 5.25 GHz, the maximum conducted output power over the frequency band of operation shall not exceed 1 W provided the maximum antenna gain does not exceed 6 dBi. If transmitting antennas of directional gain greater than 6 dBi are used, both the maximum conducted output power and the maximum power spectral density shall be reduced by the amount in dB that the directional gain of the antenna exceeds 6 dBi.
(iii) For fixed point-to-point access points operating in the band 5.15 GHz - 5.25 GHz, the maximum conducted output power over the frequency band of operation shall not exceed 1 W. Fixed point-to-point U-NII devices may employ antennas with directional gain up to 23 dBi without any corresponding reduction in the maximum conducted output power or maximum power spectral density. For fixed point-to-point transmitters that employ a directional antenna gain greater than 23 dBi, a 1 dB reduction in maximum conducted output power and maximum power spectral density is required for each 1 dB of antenna gain in excess of 23 dBi. Fixed, point-to-point operations exclude the use of point-to-multipoint systems, omnidirectional applications, and multiple collocated transmitters transmitting the same information. The operator of the U-NII device, or if the equipment is professionally installed, the installer, is responsible for ensuring that systems employing high gain directional antennas are used exclusively for fixed, point-to-point operations.
**(iv) For mobile and portable client devices in the 5.15 GHz - 5.25 GHz band, the maximum conducted output power over the frequency band of operation shall not exceed 250 mW provided the maximum antenna gain does not exceed 6 dBi. If transmitting antennas of directional gain greater than 6 dBi are used, both the maximum conducted output power and the maximum power spectral density shall be reduced by the amount in dB that the directional gain of the antenna exceeds 6 dBi.**

(2) **For the 5.25 GHz - 5.35 GHz and 5.47 GHz - 5.725 GHz bands, the maximum conducted output power over the frequency bands of operation shall not exceed the lesser of 250 mW or 11 dBm + 10 log B, where B is the 26 dB emission bandwidth in megahertz.** If transmitting antennas of directional gain greater than 6 dBi are used, both the maximum conducted output power and the maximum power spectral density shall be reduced by the amount in dB that the directional gain of the antenna exceeds 6 dBi.

(3) **For the band 5.725 GHz - 5.85 GHz, the maximum conducted output power over the frequency band of operation shall not exceed 1 W**. If transmitting antennas of directional gain greater than 6 dBi are used, both the maximum conducted output power and the maximum power spectral density shall be reduced by the amount in dB that the directional gain of the antenna exceeds 6 dBi. However, fixed point-to-point U-NII devices operating in this band may employ transmitting antennas with directional gain greater than 6 dBi without any corresponding reduction in transmitter conducted power. Fixed, point-to-point operations exclude the use of point-to-multipoint systems, omnidirectional applications, and multiple collocated transmitters transmitting the same information. The operator of the U-NII device, or if the equipment is professionally installed, the installer, is responsible for ensuring that systems employing high gain directional antennas are used exclusively for fixed, point-to-point operations.

This test report is prohibited to copy or reissue in whole or in part without the approval of Dt&C Co., Ltd.

**RSS-247[6.2]**

**(1) For band 5 150 MHz – 5 250 MHz**

For OEM devices installed in vehicles, the maximum e.i.r.p. shall not exceed 30 mW or 1.76 + 10 log10B, dBm, whichever is less. Devices shall implement transmitter power control (TPC) in order to have the capability to operate at least 3 dB below the maximum permitted e.i.r.p. of 30 mW.
For other devices, the maximum e.i.r.p. shall not exceed 200 mW or 10 + 10 log10B, dBm, whichever power is less. B is the 99 % emission bandwidth in megahertz. The e.i.r.p. spectral density shall not exceed 10 dBm in any 1.0 MHz band.

**(2) For band 5 250 MHz – 5 350 MHz**

For OEM devices installed in vehicles, the maximum e.i.r.p. shall not exceed 30 mW or 1.76 + 10 log10B, dBm, whichever is less. Devices shall implement TPC in order to have the capability to operate at least 3 dB below the maximum permitted e.i.r.p. of 30 mW.
Devices, other than devices installed in vehicles, shall comply with the following:
a) The maximum conducted output power shall not exceed 250 mW or 11 + 10 log10B, dBm, whichever is less. The power spectral density shall not exceed 11 dBm in any 1.0 MHz band;
b) The maximum e.i.r.p. shall not exceed 1.0 W or 17 + 10 log10B, dBm, whichever is less. B is the 99 % emission bandwidth in megahertz. Note that devices with a maximum e.i.r.p. greater than 500 mW shall implement TPC in order to have the capability to operate at least 6 dB below the maximum permitted e.i.r.p. of 1 W.

**(3) For band 5 470 MHz – 5 600 MHz and 5 650 MHz – 5 725 MHz**

The maximum conducted output power shall not exceed 250 mW or 11 + 10 log10B, dBm, whichever is less. The power spectral density shall not exceed 11 dBm in any 1.0 MHz band.
The maximum e.i.r.p. shall not exceed 1.0 W or 17 + 10 log10B, dBm, whichever is less. B is the 99 % emission bandwidth in megahertz. Note that devices with a maximum e.i.r.p. greater than
500 mW shall implement TPC in order to have the capability to operate at least 6 dB below the maximum permitted e.i.r.p. of 1 W.

**(4) For band 5 725 MHz – 5 850 MHz**

The maximum conducted output power shall not exceed 1 W. The output power spectral density shall not exceed 30 dBm in any 500 kHz band. If transmitting antennas of directional gain greater than 6 dBi are used, both the maximum conducted output power and the output power spectral density shall be reduced by the amount in dB that the directional gain of the antenna exceeds 6 dBi.

## ▣ Test Configuration

Method PM-G

## ▣ Test Procedure

### Method PM-G of KDB789033 D02v02r01

Measurements may be performed using a wideband gated RF power meter provided that the gate parameters are adjusted such that the power is measured only when the EUT is transmitting at its maximum power control level. Since the measurement is made only during the ON time of the transmitter, no duty cycle correction factor is required.

▣ **Test Results: Comply**

**- Output Power: CDD**

| Mode | Freq.[MHz] | Tone | RU Index | Test Result [dBm] | | | Antenna Gain(dBi) | e.i.r.p[Note1] (dBm) |
|---|---|---|---|---|---|---|---|---|
| | | | | ANT 1 | ANT 2 | ANT1+ANT2 (CDD) | | |
| 802.11ax HE20 | 5 180 | 26 | 0 | 2.83 | 3.19 | 6.02 | 4.60 | 10.62 |
| | | | 4 | 3.09 | 3.68 | 6.41 | 4.60 | 11.01 |
| | | | 8 | 2.61 | 3.59 | 6.14 | 4.60 | 10.74 |
| | 5 200 | 26 | 0 | 2.60 | 3.24 | 5.94 | 4.60 | 10.54 |
| | | | 4 | 2.95 | 3.59 | 6.29 | 4.60 | 10.89 |
| | | | 8 | 2.72 | 3.42 | 6.09 | 4.60 | 10.69 |
| | 5 240 | 26 | 0 | 2.91 | 3.36 | 6.15 | 4.60 | 10.75 |
| | | | 4 | 3.40 | 3.56 | 6.49 | 4.60 | 11.09 |
| | | | 8 | 3.10 | 3.46 | 6.29 | 4.60 | 10.89 |
| | 5 260 | 26 | 0 | 7.46 | 7.98 | 10.74 | 4.94 | 15.68 |
| | | | 4 | 7.65 | 8.05 | 10.86 | 4.94 | 15.80 |
| | | | 8 | 7.71 | 8.12 | 10.93 | 4.94 | 15.87 |
| | 5 300 | 26 | 0 | 7.58 | 7.89 | 10.75 | 4.94 | 15.69 |
| | | | 4 | 7.81 | 8.12 | 10.98 | 4.94 | 15.92 |
| | | | 8 | 7.94 | 8.03 | 11.00 | 4.94 | 15.94 |
| | 5 320 | 26 | 0 | 7.77 | 7.83 | 10.81 | 4.94 | 15.75 |
| | | | 4 | 8.04 | 8.13 | 11.10 | 4.94 | 16.04 |
| | | | 8 | 7.95 | 8.07 | 11.02 | 4.94 | 15.96 |
| | 5 500 | 26 | 0 | 8.61 | 8.66 | 11.65 | 5.03 | 16.68 |
| | | | 4 | 8.69 | 8.98 | 11.85 | 5.03 | 16.88 |
| | | | 8 | 8.82 | 8.71 | 11.78 | 5.03 | 16.81 |
| | 5 580 | 26 | 0 | 8.42 | 8.40 | 11.42 | 5.03 | 16.45 |
| | | | 4 | 8.73 | 8.59 | 11.67 | 5.03 | 16.70 |
| | | | 8 | 8.63 | 8.56 | 11.61 | 5.03 | 16.64 |
| | 5 720 | 26 | 0 | 7.98 | 7.42 | 10.72 | 5.03 | 15.75 |
| | | | 4 | 8.35 | 7.84 | 11.11 | 5.03 | 16.14 |
| | | | 8 | 8.22 | 7.80 | 11.03 | 5.03 | 16.06 |
| | 5 745 | 26 | 0 | 11.53 | 11.54 | 14.55 | 5.13 | 19.68 |
| | | | 4 | 11.78 | 11.80 | 14.80 | 5.13 | 19.93 |
| | | | 8 | 11.84 | 11.63 | 14.75 | 5.13 | 19.88 |
| | 5 785 | 26 | 0 | 11.39 | 11.12 | 14.27 | 5.13 | 19.40 |
| | | | 4 | 11.73 | 11.46 | 14.61 | 5.13 | 19.74 |
| | | | 8 | 11.54 | 11.28 | 14.42 | 5.13 | 19.55 |
| | 5 825 | 26 | 0 | 11.15 | 11.08 | 14.13 | 5.13 | 19.26 |
| | | | 4 | 11.25 | 11.55 | 14.41 | 5.13 | 19.54 |
| | | | 8 | 11.46 | 11.37 | 14.43 | 5.13 | 19.56 |

Note 1: e.i.r.p= Conducted Output Power + Antenna Gain

| Mode | Freq.[MHz] | Tone | RU Index | Test Result [dBm] | | | Antenna Gain(dBi) | e.i.r.p[Note1] (dBm) |
|---|---|---|---|---|---|---|---|---|
| | | | | ANT 1 | ANT 2 | ANT1+ANT2 (CDD) | | |
| 802.11ax HE20 | 5 180 | 52 | 37 | 4.25 | 5.17 | 7.74 | 4.60 | 12.34 |
| | | | 38 | 4.23 | 5.36 | 7.84 | 4.60 | 12.44 |
| | | | 40 | 4.32 | 5.38 | 7.89 | 4.60 | 12.49 |
| | 5 200 | 52 | 37 | 4.34 | 5.30 | 7.86 | 4.60 | 12.46 |
| | | | 38 | 4.52 | 5.58 | 8.09 | 4.60 | 12.69 |
| | | | 40 | 4.46 | 5.42 | 7.98 | 4.60 | 12.58 |
| | 5 240 | 52 | 37 | 4.52 | 5.23 | 7.90 | 4.60 | 12.50 |
| | | | 38 | 4.67 | 5.46 | 8.09 | 4.60 | 12.69 |
| | | | 40 | 4.68 | 5.43 | 8.08 | 4.60 | 12.68 |
| | 5 260 | 52 | 37 | 8.76 | 9.06 | 11.92 | 4.94 | 16.86 |
| | | | 38 | 8.77 | 9.31 | 12.06 | 4.94 | 17.00 |
| | | | 40 | 8.80 | 9.20 | 12.01 | 4.94 | 16.95 |
| | 5 300 | 52 | 37 | 8.49 | 8.82 | 11.67 | 4.94 | 16.61 |
| | | | 38 | 8.75 | 9.01 | 11.89 | 4.94 | 16.83 |
| | | | 40 | 8.68 | 8.98 | 11.84 | 4.94 | 16.78 |
| | 5 320 | 52 | 37 | 8.87 | 8.86 | 11.88 | 4.94 | 16.82 |
| | | | 38 | 9.13 | 9.08 | 12.12 | 4.94 | 17.06 |
| | | | 40 | 8.89 | 9.05 | 11.98 | 4.94 | 16.92 |
| | 5 500 | 52 | 37 | 9.29 | 9.47 | 12.39 | 5.03 | 17.42 |
| | | | 38 | 9.43 | 9.44 | 12.45 | 5.03 | 17.48 |
| | | | 40 | 9.49 | 9.39 | 12.45 | 5.03 | 17.48 |
| | 5 580 | 52 | 37 | 9.17 | 9.14 | 12.17 | 5.03 | 17.20 |
| | | | 38 | 9.49 | 9.36 | 12.44 | 5.03 | 17.47 |
| | | | 40 | 9.41 | 9.34 | 12.39 | 5.03 | 17.42 |
| | 5 720 | 52 | 37 | 9.00 | 8.38 | 11.71 | 5.03 | 16.74 |
| | | | 38 | 9.16 | 8.66 | 11.93 | 5.03 | 16.96 |
| | | | 40 | 9.20 | 8.65 | 11.94 | 5.03 | 16.97 |
| | 5 745 | 52 | 37 | 11.66 | 11.57 | 14.63 | 5.13 | 19.76 |
| | | | 38 | 11.79 | 11.85 | 14.83 | 5.13 | 19.96 |
| | | | 40 | 11.68 | 11.81 | 14.76 | 5.13 | 19.89 |
| | 5 785 | 52 | 37 | 11.25 | 11.12 | 14.20 | 5.13 | 19.33 |
| | | | 38 | 11.63 | 11.34 | 14.50 | 5.13 | 19.63 |
| | | | 40 | 11.51 | 11.30 | 14.42 | 5.13 | 19.55 |
| | 5 825 | 52 | 37 | 11.65 | 11.16 | 14.42 | 5.13 | 19.55 |
| | | | 38 | 11.32 | 11.37 | 14.36 | 5.13 | 19.49 |
| | | | 40 | 11.41 | 11.43 | 14.43 | 5.13 | 19.56 |

Note 1: e.i.r.p= Conducted Output Power + Antenna Gain

| Mode | Freq.[MHz] | Tone | RU Index | Test Result [dBm] | | | Antenna Gain(dBi) | e.i.r.p[Note1] (dBm) |
|---|---|---|---|---|---|---|---|---|
| | | | | ANT 1 | ANT 2 | ANT1+ANT2 (CDD) | | |
| 802.11ax HE20 | 5 180 | 106 | 53 | 7.46 | 8.21 | 10.86 | 4.60 | 15.46 |
| | | | 54 | 7.57 | 8.34 | 10.98 | 4.60 | 15.58 |
| | 5 200 | 106 | 53 | 7.74 | 8.05 | 10.91 | 4.60 | 15.51 |
| | | | 54 | 7.71 | 8.23 | 10.99 | 4.60 | 15.59 |
| | 5 240 | 106 | 53 | 7.76 | 8.26 | 11.03 | 4.60 | 15.63 |
| | | | 54 | 7.72 | 8.20 | 10.98 | 4.60 | 15.58 |
| | 5 260 | 106 | 53 | 11.02 | 11.45 | 14.25 | 4.94 | 19.19 |
| | | | 54 | 11.09 | 11.64 | 14.38 | 4.94 | 19.32 |
| | 5 300 | 106 | 53 | 11.23 | 11.49 | 14.37 | 4.94 | 19.31 |
| | | | 54 | 11.21 | 11.56 | 14.40 | 4.94 | 19.34 |
| | 5 320 | 106 | 53 | 11.17 | 11.43 | 14.31 | 4.94 | 19.25 |
| | | | 54 | 11.35 | 11.50 | 14.44 | 4.94 | 19.38 |
| | 5 500 | 106 | 53 | 12.37 | 12.05 | 15.22 | 5.03 | 20.25 |
| | | | 54 | 12.68 | 12.10 | 15.41 | 5.03 | 20.44 |
| | 5 580 | 106 | 53 | 12.28 | 11.57 | 14.95 | 5.03 | 19.98 |
| | | | 54 | 12.45 | 12.00 | 15.24 | 5.03 | 20.27 |
| | 5 720 | 106 | 53 | 11.72 | 10.94 | 14.36 | 5.03 | 19.39 |
| | | | 54 | 11.84 | 11.23 | 14.56 | 5.03 | 19.59 |
| | 5 745 | 106 | 53 | 11.69 | 11.34 | 14.53 | 5.13 | 19.66 |
| | | | 54 | 11.67 | 11.68 | 14.69 | 5.13 | 19.82 |
| | 5 785 | 106 | 53 | 11.37 | 11.22 | 14.31 | 5.13 | 19.44 |
| | | | 54 | 11.54 | 11.23 | 14.40 | 5.13 | 19.53 |
| | 5 825 | 106 | 53 | 11.52 | 10.93 | 14.25 | 5.13 | 19.38 |
| | | | 54 | 11.76 | 11.27 | 14.53 | 5.13 | 19.66 |

Note 1: e.i.r.p= Conducted Output Power + Antenna Gain

| Mode | Freq.[MHz] | Tone | RU Index | Test Result [dBm] | | | Antenna Gain(dBi) | e.i.r.p[Note1] (dBm) |
|---|---|---|---|---|---|---|---|---|
| | | | | ANT 1 | ANT 2 | ANT1+ANT2 (CDD) | | |
| 802.11ax HE20 | 5 180 | 242 | 61 | 10.22 | 11.17 | 13.73 | 4.60 | 18.33 |
| | 5 200 | 242 | 61 | 10.23 | 11.22 | 13.76 | 4.60 | 18.36 |
| | 5 240 | 242 | 61 | 10.51 | 11.34 | 13.96 | 4.60 | 18.56 |
| | 5 260 | 242 | 61 | 10.94 | 11.43 | 14.20 | 4.94 | 19.14 |
| | 5 300 | 242 | 61 | 11.17 | 11.37 | 14.28 | 4.94 | 19.22 |
| | 5 320 | 242 | 61 | 9.61 | 9.79 | 12.71 | 4.94 | 17.65 |
| | 5 500 | 242 | 61 | 10.56 | 10.28 | 13.43 | 5.03 | 18.46 |
| | 5 580 | 242 | 61 | 12.31 | 11.80 | 15.07 | 5.03 | 20.10 |
| | 5 720 | 242 | 61 | 11.64 | 11.08 | 14.38 | 5.03 | 19.41 |
| | 5 745 | 242 | 61 | 11.46 | 11.44 | 14.46 | 5.13 | 19.59 |
| | 5 785 | 242 | 61 | 11.53 | 11.32 | 14.44 | 5.13 | 19.57 |
| | 5 825 | 242 | 61 | 11.06 | 10.89 | 13.99 | 5.13 | 19.12 |
| 802.11ax HE20 | 5 180 | SU | NA | 9.23 | 10.07 | 12.68 | 4.60 | 17.28 |
| | 5 200 | SU | NA | 9.13 | 10.31 | 12.77 | 4.60 | 17.37 |
| | 5 240 | SU | NA | 9.51 | 10.12 | 12.84 | 4.60 | 17.44 |
| | 5 260 | SU | NA | 10.89 | 11.38 | 14.15 | 4.94 | 19.09 |
| | 5 300 | SU | NA | 11.05 | 11.25 | 14.16 | 4.94 | 19.10 |
| | 5 320 | SU | NA | 11.11 | 11.32 | 14.23 | 4.94 | 19.17 |
| | 5 500 | SU | NA | 11.23 | 11.15 | 14.20 | 5.03 | 19.23 |
| | 5 580 | SU | NA | 12.36 | 11.60 | 15.01 | 5.03 | 20.04 |
| | 5 720 | SU | NA | 11.52 | 11.04 | 14.30 | 5.03 | 19.33 |
| | 5 745 | SU | NA | 11.35 | 11.52 | 14.45 | 5.13 | 19.58 |
| | 5 785 | SU | NA | 11.25 | 11.12 | 14.20 | 5.13 | 19.33 |
| | 5 825 | SU | NA | 11.01 | 10.80 | 13.92 | 5.13 | 19.05 |

Note 1: e.i.r.p= Conducted Output Power + Antenna Gain

| Mode | Freq.[MHz] | Tone | RU Index | Test Result [dBm] | | | Antenna Gain(dBi) | e.i.r.p[Note1] (dBm) |
|---|---|---|---|---|---|---|---|---|
| | | | | ANT 1 | ANT 2 | ANT1+ANT2 (CDD) | | |
| 802.11ax HE40 | 5 190 | 26 | 0 | 2.23 | 2.80 | 5.53 | 4.60 | 10.13 |
| | | | 8 | 3.11 | 3.41 | 6.27 | 4.60 | 10.87 |
| | | | 17 | 2.59 | 2.67 | 5.64 | 4.60 | 10.24 |
| | 5 230 | 26 | 0 | 2.07 | 2.89 | 5.51 | 4.60 | 10.11 |
| | | | 8 | 2.95 | 3.51 | 6.25 | 4.60 | 10.85 |
| | | | 17 | 2.66 | 3.16 | 5.93 | 4.60 | 10.53 |
| | 5 270 | 26 | 0 | 7.05 | 7.61 | 10.35 | 4.94 | 15.29 |
| | | | 8 | 7.78 | 8.39 | 11.11 | 4.94 | 16.05 |
| | | | 17 | 7.32 | 7.70 | 10.52 | 4.94 | 15.46 |
| | 5 310 | 26 | 0 | 7.25 | 7.59 | 10.43 | 4.94 | 15.37 |
| | | | 8 | 8.11 | 8.41 | 11.27 | 4.94 | 16.21 |
| | | | 17 | 7.62 | 7.63 | 10.64 | 4.94 | 15.58 |
| | 5 510 | 26 | 0 | 8.05 | 8.36 | 11.22 | 5.03 | 16.25 |
| | | | 8 | 8.97 | 9.21 | 12.10 | 5.03 | 17.13 |
| | | | 17 | 8.54 | 8.37 | 11.47 | 5.03 | 16.50 |
| | 5 550 | 26 | 0 | 8.32 | 8.32 | 11.33 | 5.03 | 16.36 |
| | | | 8 | 9.16 | 9.13 | 12.16 | 5.03 | 17.19 |
| | | | 17 | 8.25 | 8.41 | 11.34 | 5.03 | 16.37 |
| | 5 710 | 26 | 0 | 7.43 | 7.47 | 10.46 | 5.03 | 15.49 |
| | | | 8 | 8.41 | 8.19 | 11.31 | 5.03 | 16.34 |
| | | | 17 | 7.64 | 7.45 | 10.56 | 5.03 | 15.59 |
| | 5 755 | 26 | 0 | 11.39 | 11.36 | 14.39 | 5.13 | 19.52 |
| | | | 8 | 12.19 | 11.91 | 15.06 | 5.13 | 20.19 |
| | | | 17 | 11.42 | 11.23 | 14.34 | 5.13 | 19.47 |
| | 5 795 | 26 | 0 | 10.53 | 10.62 | 13.59 | 5.13 | 18.72 |
| | | | 8 | 12.04 | 11.84 | 14.95 | 5.13 | 20.08 |
| | | | 17 | 10.67 | 10.94 | 13.82 | 5.13 | 18.95 |

Note 1: e.i.r.p= Conducted Output Power + Antenna Gain

| Mode | Freq.[MHz] | Tone | RU Index | Test Result [dBm] | | | Antenna Gain(dBi) | e.i.r.p[Note1] (dBm) |
|---|---|---|---|---|---|---|---|---|
| | | | | ANT 1 | ANT 2 | ANT1+ANT2 (CDD) | | |
| 802.11ax HE40 | 5 190 | 52 | 37 | 3.69 | 4.90 | 7.35 | 4.60 | 11.95 |
| | | | 40 | 4.55 | 5.51 | 8.07 | 4.60 | 12.67 |
| | | | 44 | 4.25 | 4.91 | 7.60 | 4.60 | 12.20 |
| | 5 230 | 52 | 37 | 4.46 | 4.98 | 7.74 | 4.60 | 12.34 |
| | | | 40 | 5.16 | 5.68 | 8.44 | 4.60 | 13.04 |
| | | | 44 | 4.58 | 5.23 | 7.93 | 4.60 | 12.53 |
| | 5 270 | 52 | 37 | 8.46 | 8.63 | 11.56 | 4.94 | 16.50 |
| | | | 40 | 8.89 | 9.26 | 12.09 | 4.94 | 17.03 |
| | | | 44 | 8.46 | 8.87 | 11.68 | 4.94 | 16.62 |
| | 5 310 | 52 | 37 | 8.13 | 8.78 | 11.48 | 4.94 | 16.42 |
| | | | 40 | 8.97 | 9.43 | 12.22 | 4.94 | 17.16 |
| | | | 44 | 8.64 | 8.74 | 11.70 | 4.94 | 16.64 |
| | 5 510 | 52 | 37 | 9.10 | 9.10 | 12.11 | 5.03 | 17.14 |
| | | | 40 | 9.41 | 9.46 | 12.45 | 5.03 | 17.48 |
| | | | 44 | 9.32 | 9.43 | 12.39 | 5.03 | 17.42 |
| | 5 550 | 52 | 37 | 9.12 | 9.10 | 12.12 | 5.03 | 17.15 |
| | | | 40 | 9.46 | 9.49 | 12.49 | 5.03 | 17.52 |
| | | | 44 | 9.32 | 9.35 | 12.35 | 5.03 | 17.38 |
| | 5 710 | 52 | 37 | 8.68 | 8.43 | 11.57 | 5.03 | 16.60 |
| | | | 40 | 9.38 | 9.25 | 12.33 | 5.03 | 17.36 |
| | | | 44 | 9.05 | 8.63 | 11.86 | 5.03 | 16.89 |
| | 5 755 | 52 | 37 | 11.22 | 11.44 | 14.34 | 5.13 | 19.47 |
| | | | 40 | 11.87 | 12.04 | 14.97 | 5.13 | 20.10 |
| | | | 44 | 11.56 | 11.22 | 14.40 | 5.13 | 19.53 |
| | 5 795 | 52 | 37 | 11.02 | 11.06 | 14.05 | 5.13 | 19.18 |
| | | | 40 | 12.04 | 11.91 | 14.99 | 5.13 | 20.12 |
| | | | 44 | 11.04 | 11.03 | 14.05 | 5.13 | 19.18 |

Note 1: e.i.r.p= Conducted Output Power + Antenna Gain

This test report is prohibited to copy or reissue in whole or in part without the approval of Dt&C Co., Ltd.

| Mode | Freq.[MHz] | Tone | RU Index | Test Result [dBm] | | | Antenna Gain(dBi) | e.i.r.p[Note1] (dBm) |
|---|---|---|---|---|---|---|---|---|
| | | | | ANT 1 | ANT 2 | ANT1+ANT2 (CDD) | | |
| 802.11ax HE40 | 5 190 | 106 | 53 | 7.25 | 8.06 | 10.68 | 4.60 | 15.28 |
| | | | 54 | 7.74 | 8.43 | 11.11 | 4.60 | 15.71 |
| | | | 56 | 7.64 | 8.13 | 10.90 | 4.60 | 15.50 |
| | 5 230 | 106 | 53 | 7.60 | 8.14 | 10.89 | 4.60 | 15.49 |
| | | | 54 | 8.03 | 8.40 | 11.23 | 4.60 | 15.83 |
| | | | 56 | 7.89 | 8.36 | 11.14 | 4.60 | 15.74 |
| | 5 270 | 106 | 53 | 12.14 | 12.86 | 15.53 | 4.94 | 20.47 |
| | | | 54 | 12.36 | 12.90 | 15.65 | 4.94 | 20.59 |
| | | | 56 | 12.35 | 13.09 | 15.75 | 4.94 | 20.69 |
| | 5 310 | 106 | 53 | 11.89 | 12.32 | 15.12 | 4.94 | 20.06 |
| | | | 54 | 12.75 | 12.71 | 15.74 | 4.94 | 20.68 |
| | | | 56 | 12.14 | 12.48 | 15.32 | 4.94 | 20.26 |
| | 5 510 | 106 | 53 | 11.03 | 11.05 | 14.05 | 5.03 | 19.08 |
| | | | 54 | 11.53 | 11.53 | 14.54 | 5.03 | 19.57 |
| | | | 56 | 11.13 | 11.35 | 14.25 | 5.03 | 19.28 |
| | 5 550 | 106 | 53 | 12.91 | 12.81 | 15.87 | 5.03 | 20.90 |
| | | | 54 | 13.43 | 13.02 | 16.24 | 5.03 | 21.27 |
| | | | 56 | 13.30 | 12.93 | 16.13 | 5.03 | 21.16 |
| | 5 710 | 106 | 53 | 12.59 | 12.13 | 15.38 | 5.03 | 20.41 |
| | | | 54 | 12.57 | 12.63 | 15.61 | 5.03 | 20.64 |
| | | | 56 | 12.39 | 12.03 | 15.22 | 5.03 | 20.25 |
| | 5 755 | 106 | 53 | 11.48 | 11.56 | 14.53 | 5.13 | 19.66 |
| | | | 54 | 12.03 | 11.79 | 14.92 | 5.13 | 20.05 |
| | | | 56 | 11.56 | 11.46 | 14.52 | 5.13 | 19.65 |
| | 5 795 | 106 | 53 | 11.09 | 11.08 | 14.10 | 5.13 | 19.23 |
| | | | 54 | 12.08 | 11.78 | 14.94 | 5.13 | 20.07 |
| | | | 56 | 11.09 | 11.24 | 14.18 | 5.13 | 19.31 |

Note 1: e.i.r.p= Conducted Output Power + Antenna Gain

| Mode | Freq.[MHz] | Tone | RU Index | Test Result [dBm] | | | Antenna Gain(dBi) | e.i.r.p[Note1] (dBm) |
|---|---|---|---|---|---|---|---|---|
| | | | | ANT 1 | ANT 2 | ANT1+ANT2 (CDD) | | |
| 802.11ax HE40 | 5 190 | 242 | 61 | 10.40 | 11.27 | 13.87 | 4.60 | 18.47 |
| | | | 62 | 10.26 | 11.19 | 13.76 | 4.60 | 18.36 |
| | 5 230 | 242 | 61 | 10.55 | 11.14 | 13.87 | 4.60 | 18.47 |
| | | | 62 | 10.59 | 11.27 | 13.95 | 4.60 | 18.55 |
| | 5 270 | 242 | 61 | 10.83 | 11.43 | 14.15 | 4.94 | 19.09 |
| | | | 62 | 11.11 | 11.33 | 14.23 | 4.94 | 19.17 |
| | 5 310 | 242 | 61 | 11.09 | 11.38 | 14.25 | 4.94 | 19.19 |
| | | | 62 | 11.23 | 11.57 | 14.41 | 4.94 | 19.35 |
| | 5 510 | 242 | 61 | 10.57 | 10.41 | 13.50 | 5.03 | 18.53 |
| | | | 62 | 10.41 | 10.32 | 13.38 | 5.03 | 18.41 |
| | 5 550 | 242 | 61 | 12.15 | 12.08 | 15.13 | 5.03 | 20.16 |
| | | | 62 | 12.30 | 12.07 | 15.20 | 5.03 | 20.23 |
| | 5 710 | 242 | 61 | 11.83 | 11.44 | 14.65 | 5.03 | 19.68 |
| | | | 62 | 11.62 | 11.10 | 14.38 | 5.03 | 19.41 |
| | 5 755 | 242 | 61 | 11.64 | 11.70 | 14.68 | 5.13 | 19.81 |
| | | | 62 | 11.42 | 11.26 | 14.35 | 5.13 | 19.48 |
| | 5 795 | 242 | 61 | 11.46 | 11.19 | 14.34 | 5.13 | 19.47 |
| | | | 62 | 11.30 | 11.23 | 14.28 | 5.13 | 19.41 |
| 802.11ax HE40 | 5 190 | 484 | 65 | 7.41 | 7.62 | 10.53 | 4.60 | 15.13 |
| | 5 230 | 484 | 65 | 11.75 | 12.10 | 14.94 | 4.60 | 19.54 |
| | 5 270 | 484 | 65 | 11.37 | 11.44 | 14.42 | 4.94 | 19.36 |
| | 5 310 | 484 | 65 | 7.55 | 7.56 | 10.57 | 4.94 | 15.51 |
| | 5 510 | 484 | 65 | 6.78 | 7.04 | 9.92 | 5.03 | 14.95 |
| | 5 550 | 484 | 65 | 12.65 | 12.22 | 15.45 | 5.03 | 20.48 |
| | 5 710 | 484 | 65 | 11.95 | 11.24 | 14.62 | 5.03 | 19.65 |
| | 5 755 | 484 | 65 | 11.88 | 11.55 | 14.73 | 5.13 | 19.86 |
| | 5 795 | 484 | 65 | 11.62 | 11.32 | 14.48 | 5.13 | 19.61 |
| 802.11ax HE40 | 5 190 | SU | NA | 7.56 | 7.81 | 10.70 | 4.60 | 15.30 |
| | 5 230 | SU | NA | 11.82 | 12.17 | 15.01 | 4.60 | 19.61 |
| | 5 270 | SU | NA | 11.36 | 11.58 | 14.48 | 4.94 | 19.42 |
| | 5 310 | SU | NA | 7.83 | 7.78 | 10.82 | 4.94 | 15.76 |
| | 5 510 | SU | NA | 6.73 | 6.67 | 9.71 | 5.03 | 14.74 |
| | 5 550 | SU | NA | 12.82 | 12.27 | 15.56 | 5.03 | 20.59 |
| | 5 710 | SU | NA | 12.04 | 11.32 | 14.71 | 5.03 | 19.74 |
| | 5 755 | SU | NA | 11.96 | 11.71 | 14.85 | 5.13 | 19.98 |
| | 5 795 | SU | NA | 11.75 | 11.47 | 14.62 | 5.13 | 19.75 |

Note 1: e.i.r.p= Conducted Output Power + Antenna Gain

This test report is prohibited to copy or reissue in whole or in part without the approval of Dt&C Co., Ltd.

| Mode | Freq.[MHz] | Tone | RU Index | Test Result [dBm] | | | Antenna Gain(dBi) | e.i.r.p[Note1] (dBm) |
|---|---|---|---|---|---|---|---|---|
| | | | | ANT 1 | ANT 2 | ANT1+ANT2 (CDD) | | |
| 802.11ax HE80 | 5 210 | 26 | 0 | 2.04 | 2.51 | 5.29 | 4.60 | 9.89 |
| | | | 18 | 2.88 | 3.07 | 5.99 | 4.60 | 10.59 |
| | | | 36 | 2.61 | 2.82 | 5.73 | 4.60 | 10.33 |
| | 5 290 | 26 | 0 | 7.23 | 7.78 | 10.52 | 4.94 | 15.46 |
| | | | 18 | 7.64 | 7.83 | 10.75 | 4.94 | 15.69 |
| | | | 36 | 7.46 | 7.88 | 10.69 | 4.94 | 15.63 |
| | 5 530 | 26 | 0 | 7.81 | 8.23 | 11.04 | 5.03 | 16.07 |
| | | | 18 | 8.41 | 8.49 | 11.46 | 5.03 | 16.49 |
| | | | 36 | 7.91 | 8.20 | 11.07 | 5.03 | 16.10 |
| | 5 690 | 26 | 0 | 7.82 | 7.92 | 10.88 | 5.03 | 15.91 |
| | | | 18 | 8.15 | 7.57 | 10.88 | 5.03 | 15.91 |
| | | | 36 | 7.58 | 7.41 | 10.51 | 5.03 | 15.54 |
| | 5 775 | 26 | 0 | 10.32 | 10.31 | 13.33 | 5.13 | 18.46 |
| | | | 18 | 10.83 | 10.23 | 13.55 | 5.13 | 18.68 |
| | | | 36 | 10.13 | 9.88 | 13.02 | 5.13 | 18.15 |
| 802.11ax HE80 | 5 210 | 52 | 37 | 3.92 | 4.81 | 7.40 | 4.60 | 12.00 |
| | | | 44 | 4.13 | 5.41 | 7.83 | 4.60 | 12.43 |
| | | | 52 | 4.41 | 5.01 | 7.73 | 4.60 | 12.33 |
| | 5 290 | 52 | 37 | 8.19 | 8.73 | 11.48 | 4.94 | 16.42 |
| | | | 44 | 8.87 | 9.05 | 11.97 | 4.94 | 16.91 |
| | | | 52 | 8.55 | 8.69 | 11.63 | 4.94 | 16.57 |
| | 5 530 | 52 | 37 | 8.92 | 8.96 | 11.95 | 5.03 | 16.98 |
| | | | 44 | 9.41 | 9.27 | 12.35 | 5.03 | 17.38 |
| | | | 52 | 9.05 | 8.97 | 12.02 | 5.03 | 17.05 |
| | 5 690 | 52 | 37 | 8.94 | 8.73 | 11.85 | 5.03 | 16.88 |
| | | | 44 | 9.04 | 8.78 | 11.92 | 5.03 | 16.95 |
| | | | 52 | 8.93 | 8.53 | 11.74 | 5.03 | 16.77 |
| | 5 775 | 52 | 37 | 10.35 | 10.52 | 13.45 | 5.13 | 18.58 |
| | | | 44 | 10.56 | 10.47 | 13.53 | 5.13 | 18.66 |
| | | | 52 | 10.23 | 10.02 | 13.14 | 5.13 | 18.27 |

Note 1: e.i.r.p= Conducted Output Power + Antenna Gain

This test report is prohibited to copy or reissue in whole or in part without the approval of Dt&C Co., Ltd.

| Mode | Freq.[MHz] | Tone | RU Index | Test Result [dBm] | | | Antenna Gain(dBi) | e.i.r.p[Note1] (dBm) |
|---|---|---|---|---|---|---|---|---|
| | | | | ANT 1 | ANT 2 | ANT1+ANT2 (CDD) | | |
| 802.11ax HE80 | 5 210 | 106 | 53 | 7.40 | 7.72 | 10.57 | 4.60 | 15.17 |
| | | | 56 | 7.66 | 8.23 | 10.96 | 4.60 | 15.56 |
| | | | 60 | 7.78 | 8.01 | 10.91 | 4.60 | 15.51 |
| | 5 290 | 106 | 53 | 9.87 | 10.35 | 13.13 | 4.94 | 18.07 |
| | | | 56 | 10.10 | 10.64 | 13.39 | 4.94 | 18.33 |
| | | | 60 | 10.14 | 10.44 | 13.30 | 4.94 | 18.24 |
| | 5 530 | 106 | 53 | 10.85 | 10.83 | 13.85 | 5.03 | 18.88 |
| | | | 56 | 11.10 | 11.22 | 14.17 | 5.03 | 19.20 |
| | | | 60 | 10.80 | 10.98 | 13.90 | 5.03 | 18.93 |
| | 5 690 | 106 | 53 | 10.74 | 10.32 | 13.55 | 5.03 | 18.58 |
| | | | 56 | 10.69 | 10.54 | 13.63 | 5.03 | 18.66 |
| | | | 60 | 10.52 | 10.12 | 13.33 | 5.03 | 18.36 |
| | 5 775 | 106 | 53 | 10.53 | 10.61 | 13.58 | 5.13 | 18.71 |
| | | | 56 | 10.72 | 10.57 | 13.66 | 5.13 | 18.79 |
| | | | 60 | 10.32 | 10.07 | 13.21 | 5.13 | 18.34 |
| 802.11ax HE80 | 5 210 | 242 | 61 | 10.07 | 11.08 | 13.61 | 4.60 | 18.21 |
| | | | 62 | 10.71 | 11.37 | 14.06 | 4.60 | 18.66 |
| | | | 64 | 10.34 | 11.01 | 13.70 | 4.60 | 18.30 |
| | 5 290 | 242 | 61 | 10.18 | 10.58 | 13.39 | 4.94 | 18.33 |
| | | | 62 | 10.57 | 11.01 | 13.81 | 4.94 | 18.75 |
| | | | 64 | 10.26 | 10.51 | 13.40 | 4.94 | 18.34 |
| | 5 530 | 242 | 61 | 10.88 | 11.26 | 14.08 | 5.03 | 19.11 |
| | | | 62 | 11.46 | 11.38 | 14.43 | 5.03 | 19.46 |
| | | | 64 | 10.96 | 11.02 | 14.00 | 5.03 | 19.03 |
| | 5 690 | 242 | 61 | 10.78 | 10.72 | 13.76 | 5.03 | 18.79 |
| | | | 62 | 11.20 | 10.85 | 14.04 | 5.03 | 19.07 |
| | | | 64 | 10.52 | 10.33 | 13.44 | 5.03 | 18.47 |
| | 5 775 | 242 | 61 | 10.65 | 10.86 | 13.77 | 5.13 | 18.90 |
| | | | 62 | 11.12 | 10.82 | 13.98 | 5.13 | 19.11 |
| | | | 64 | 10.65 | 10.07 | 13.38 | 5.13 | 18.51 |

Note 1: e.i.r.p= Conducted Output Power + Antenna Gain

| Mode | Freq.[MHz] | Tone | RU Index | Test Result [dBm] | | | Antenna Gain(dBi) | e.i.r.p[Note1] (dBm) |
|---|---|---|---|---|---|---|---|---|
| | | | | ANT 1 | ANT 2 | ANT1+ANT2 (CDD) | | |
| 802.11ax HE80 | 5 210 | 484 | 65 | 9.35 | 10.21 | 12.81 | 4.60 | 17.41 |
| | | | 66 | 9.63 | 10.12 | 12.89 | 4.60 | 17.49 |
| | 5 290 | 484 | 65 | 9.33 | 9.82 | 12.59 | 4.94 | 17.53 |
| | | | 66 | 9.56 | 9.56 | 12.57 | 4.94 | 17.51 |
| | 5 530 | 484 | 65 | 9.81 | 9.30 | 12.57 | 5.03 | 17.60 |
| | | | 66 | 9.64 | 9.27 | 12.47 | 5.03 | 17.50 |
| | 5 690 | 484 | 65 | 10.92 | 10.49 | 13.72 | 5.03 | 18.75 |
| | | | 66 | 10.96 | 10.37 | 13.69 | 5.03 | 18.72 |
| | 5 775 | 484 | 65 | 10.81 | 10.52 | 13.68 | 5.13 | 18.81 |
| | | | 66 | 10.92 | 10.12 | 13.55 | 5.13 | 18.68 |
| 802.11ax HE80 | 5 210 | 996 | 67 | 8.59 | 9.17 | 11.90 | 4.60 | 16.50 |
| | 5 290 | 996 | 67 | 8.33 | 8.48 | 11.42 | 4.94 | 16.36 |
| | 5 530 | 996 | 67 | 9.29 | 9.39 | 12.35 | 5.03 | 17.38 |
| | 5 690 | 996 | 67 | 10.56 | 10.53 | 13.56 | 5.03 | 18.59 |
| | 5 775 | 996 | 67 | 10.94 | 10.49 | 13.73 | 5.13 | 18.86 |
| 802.11ax HE80 | 5 210 | SU | NA | 9.04 | 9.63 | 12.36 | 4.60 | 16.96 |
| | 5 290 | SU | NA | 8.78 | 8.71 | 11.76 | 4.94 | 16.70 |
| | 5 530 | SU | NA | 9.35 | 9.64 | 12.51 | 5.03 | 17.54 |
| | 5 690 | SU | NA | 10.63 | 10.65 | 13.65 | 5.03 | 18.68 |
| | 5 775 | SU | NA | 10.77 | 10.61 | 13.70 | 5.13 | 18.83 |

Note 1: e.i.r.p= Conducted Output Power + Antenna Gain

**- Summed Output Power: SDM**

| Mode | Freq.[MHz] | Tone | RU Index | Test Result [dBm] | | | Antenna Gain(dBi) | e.i.r.p[Note1] (dBm) |
|---|---|---|---|---|---|---|---|---|
| | | | | ANT 1 | ANT 2 | ANT1+ANT2 (SDM) | | |
| 802.11ax HE20 | 5 180 | 26 | 0 | 2.68 | 3.12 | 5.92 | 1.59 | 7.51 |
| | | | 4 | 3.03 | 3.63 | 6.35 | 1.59 | 7.94 |
| | | | 8 | 2.54 | 3.53 | 6.07 | 1.59 | 7.66 |
| | 5 200 | 26 | 0 | 2.41 | 3.07 | 5.76 | 1.59 | 7.35 |
| | | | 4 | 2.87 | 3.49 | 6.20 | 1.59 | 7.79 |
| | | | 8 | 2.55 | 3.34 | 5.97 | 1.59 | 7.56 |
| | 5 240 | 26 | 0 | 2.72 | 3.16 | 5.96 | 1.59 | 7.55 |
| | | | 4 | 3.31 | 3.49 | 6.41 | 1.59 | 8.00 |
| | | | 8 | 2.94 | 3.32 | 6.14 | 1.59 | 7.73 |
| | 5 260 | 26 | 0 | 7.32 | 7.80 | 10.58 | 1.93 | 12.51 |
| | | | 4 | 7.48 | 7.85 | 10.68 | 1.93 | 12.61 |
| | | | 8 | 7.66 | 8.04 | 10.86 | 1.93 | 12.79 |
| | 5 300 | 26 | 0 | 7.43 | 7.83 | 10.64 | 1.93 | 12.57 |
| | | | 4 | 7.73 | 8.03 | 10.89 | 1.93 | 12.82 |
| | | | 8 | 7.76 | 7.93 | 10.86 | 1.93 | 12.79 |
| | 5 320 | 26 | 0 | 7.64 | 7.69 | 10.68 | 1.93 | 12.61 |
| | | | 4 | 7.96 | 7.98 | 10.98 | 1.93 | 12.91 |
| | | | 8 | 7.83 | 7.92 | 10.89 | 1.93 | 12.82 |
| | 5 500 | 26 | 0 | 8.49 | 8.57 | 11.54 | 2.02 | 13.56 |
| | | | 4 | 8.53 | 8.90 | 11.73 | 2.02 | 13.75 |
| | | | 8 | 8.64 | 8.60 | 11.63 | 2.02 | 13.65 |
| | 5 580 | 26 | 0 | 8.28 | 8.25 | 11.28 | 2.02 | 13.30 |
| | | | 4 | 8.67 | 8.48 | 11.59 | 2.02 | 13.61 |
| | | | 8 | 8.47 | 8.38 | 11.44 | 2.02 | 13.46 |
| | 5 720 | 26 | 0 | 7.81 | 7.22 | 10.54 | 2.02 | 12.56 |
| | | | 4 | 8.17 | 7.69 | 10.95 | 2.02 | 12.97 |
| | | | 8 | 8.09 | 7.60 | 10.86 | 2.02 | 12.88 |
| | 5 745 | 26 | 0 | 11.46 | 11.42 | 14.45 | 2.12 | 16.57 |
| | | | 4 | 11.60 | 11.71 | 14.67 | 2.12 | 16.79 |
| | | | 8 | 11.69 | 11.54 | 14.63 | 2.12 | 16.75 |
| | 5 785 | 26 | 0 | 11.25 | 10.94 | 14.11 | 2.12 | 16.23 |
| | | | 4 | 11.56 | 11.36 | 14.47 | 2.12 | 16.59 |
| | | | 8 | 11.43 | 11.23 | 14.34 | 2.12 | 16.46 |
| | 5 825 | 26 | 0 | 11.09 | 10.89 | 14.00 | 2.12 | 16.12 |
| | | | 4 | 11.07 | 11.47 | 14.28 | 2.12 | 16.40 |
| | | | 8 | 11.26 | 11.22 | 14.25 | 2.12 | 16.37 |

Note 1: e.i.r.p= Conducted Output Power + Antenna Gain

This test report is prohibited to copy or reissue in whole or in part without the approval of Dt&C Co., Ltd.

| Mode | Freq.[MHz] | Tone | RU Index | Test Result [dBm] | | | Antenna Gain(dBi) | e.i.r.p[Note1] (dBm) |
|---|---|---|---|---|---|---|---|---|
| | | | | ANT 1 | ANT 2 | ANT1+ANT2 (SDM) | | |
| 802.11ax HE20 | 5 180 | 52 | 37 | 4.20 | 5.04 | 7.65 | 1.59 | 9.24 |
| | | | 38 | 4.05 | 5.20 | 7.67 | 1.59 | 9.26 |
| | | | 40 | 4.21 | 5.22 | 7.75 | 1.59 | 9.34 |
| | 5 200 | 52 | 37 | 4.15 | 5.17 | 7.70 | 1.59 | 9.29 |
| | | | 38 | 4.44 | 5.42 | 7.97 | 1.59 | 9.56 |
| | | | 40 | 4.30 | 5.33 | 7.86 | 1.59 | 9.45 |
| | 5 240 | 52 | 37 | 4.42 | 5.18 | 7.83 | 1.59 | 9.42 |
| | | | 38 | 4.58 | 5.27 | 7.95 | 1.59 | 9.54 |
| | | | 40 | 4.57 | 5.29 | 7.96 | 1.59 | 9.55 |
| | 5 260 | 52 | 37 | 8.71 | 9.01 | 11.87 | 1.93 | 13.80 |
| | | | 38 | 8.58 | 9.12 | 11.87 | 1.93 | 13.80 |
| | | | 40 | 8.74 | 9.00 | 11.88 | 1.93 | 13.81 |
| | 5 300 | 52 | 37 | 8.35 | 8.64 | 11.51 | 1.93 | 13.44 |
| | | | 38 | 8.68 | 8.94 | 11.82 | 1.93 | 13.75 |
| | | | 40 | 8.54 | 8.88 | 11.72 | 1.93 | 13.65 |
| | 5 320 | 52 | 37 | 8.73 | 8.78 | 11.77 | 1.93 | 13.70 |
| | | | 38 | 8.99 | 9.00 | 12.01 | 1.93 | 13.94 |
| | | | 40 | 8.70 | 8.96 | 11.84 | 1.93 | 13.77 |
| | 5 500 | 52 | 37 | 9.23 | 9.27 | 12.26 | 2.02 | 14.28 |
| | | | 38 | 9.38 | 9.37 | 12.39 | 2.02 | 14.41 |
| | | | 40 | 9.37 | 9.28 | 12.34 | 2.02 | 14.36 |
| | 5 580 | 52 | 37 | 9.08 | 9.05 | 12.08 | 2.02 | 14.10 |
| | | | 38 | 9.41 | 9.31 | 12.37 | 2.02 | 14.39 |
| | | | 40 | 9.36 | 9.22 | 12.30 | 2.02 | 14.32 |
| | 5 720 | 52 | 37 | 8.82 | 8.26 | 11.56 | 2.02 | 13.58 |
| | | | 38 | 9.05 | 8.50 | 11.79 | 2.02 | 13.81 |
| | | | 40 | 9.10 | 8.46 | 11.80 | 2.02 | 13.82 |
| | 5 745 | 52 | 37 | 11.46 | 11.38 | 14.43 | 2.12 | 16.55 |
| | | | 38 | 11.62 | 11.68 | 14.66 | 2.12 | 16.78 |
| | | | 40 | 11.51 | 11.69 | 14.61 | 2.12 | 16.73 |
| | 5 785 | 52 | 37 | 11.19 | 10.92 | 14.07 | 2.12 | 16.19 |
| | | | 38 | 11.57 | 11.23 | 14.41 | 2.12 | 16.53 |
| | | | 40 | 11.40 | 11.19 | 14.31 | 2.12 | 16.43 |
| | 5 825 | 52 | 37 | 11.53 | 11.09 | 14.33 | 2.12 | 16.45 |
| | | | 38 | 11.17 | 11.20 | 14.20 | 2.12 | 16.32 |
| | | | 40 | 11.36 | 11.30 | 14.34 | 2.12 | 16.46 |

Note 1: e.i.r.p= Conducted Output Power + Antenna Gain

| Mode | Freq.[MHz] | Tone | RU Index | Test Result [dBm] | | | Antenna Gain(dBi) | e.i.r.p[Note1] (dBm) |
|---|---|---|---|---|---|---|---|---|
| | | | | ANT 1 | ANT 2 | ANT1+ANT2 (SDM) | | |
| 802.11ax HE20 | 5 180 | 106 | 53 | 7.33 | 8.02 | 10.70 | 1.59 | 12.29 |
| | | | 54 | 7.38 | 8.24 | 10.84 | 1.59 | 12.43 |
| | 5 200 | 106 | 53 | 7.57 | 7.91 | 10.75 | 1.59 | 12.34 |
| | | | 54 | 7.59 | 8.06 | 10.84 | 1.59 | 12.43 |
| | 5 240 | 106 | 53 | 7.71 | 8.09 | 10.91 | 1.59 | 12.50 |
| | | | 54 | 7.57 | 8.09 | 10.85 | 1.59 | 12.44 |
| | 5 260 | 106 | 53 | 10.94 | 11.36 | 14.17 | 1.93 | 16.10 |
| | | | 54 | 10.96 | 11.46 | 14.23 | 1.93 | 16.16 |
| | 5 300 | 106 | 53 | 11.16 | 11.34 | 14.26 | 1.93 | 16.19 |
| | | | 54 | 11.10 | 11.51 | 14.32 | 1.93 | 16.25 |
| | 5 320 | 106 | 53 | 10.97 | 11.34 | 14.17 | 1.93 | 16.10 |
| | | | 54 | 11.23 | 11.39 | 14.32 | 1.93 | 16.25 |
| | 5 500 | 106 | 53 | 12.26 | 11.85 | 15.07 | 2.02 | 17.09 |
| | | | 54 | 12.49 | 12.00 | 15.26 | 2.02 | 17.28 |
| | 5 580 | 106 | 53 | 12.21 | 11.45 | 14.86 | 2.02 | 16.88 |
| | | | 54 | 12.26 | 11.80 | 15.05 | 2.02 | 17.07 |
| | 5 720 | 106 | 53 | 11.59 | 10.79 | 14.22 | 2.02 | 16.24 |
| | | | 54 | 11.76 | 11.10 | 14.45 | 2.02 | 16.47 |
| | 5 745 | 106 | 53 | 11.58 | 11.14 | 14.38 | 2.12 | 16.50 |
| | | | 54 | 11.48 | 11.62 | 14.56 | 2.12 | 16.68 |
| | 5 785 | 106 | 53 | 11.32 | 11.14 | 14.24 | 2.12 | 16.36 |
| | | | 54 | 11.44 | 11.12 | 14.29 | 2.12 | 16.41 |
| | 5 825 | 106 | 53 | 11.39 | 10.77 | 14.10 | 2.12 | 16.22 |
| | | | 54 | 11.60 | 11.19 | 14.41 | 2.12 | 16.53 |

Note 1: e.i.r.p= Conducted Output Power + Antenna Gain

| Mode | Freq.[MHz] | Tone | RU Index | Test Result [dBm] | | | Antenna Gain(dBi) | e.i.r.p[Note1] (dBm) |
|---|---|---|---|---|---|---|---|---|
| | | | | ANT 1 | ANT 2 | ANT1+ANT2 (SDM) | | |
| 802.11ax HE20 | 5 180 | 242 | 61 | 10.16 | 11.09 | 13.66 | 1.59 | 15.25 |
| | 5 200 | 242 | 61 | 10.13 | 11.14 | 13.67 | 1.59 | 15.26 |
| | 5 240 | 242 | 61 | 10.31 | 11.18 | 13.78 | 1.59 | 15.37 |
| | 5 260 | 242 | 61 | 10.88 | 11.27 | 14.09 | 1.93 | 16.02 |
| | 5 300 | 242 | 61 | 10.97 | 11.24 | 14.12 | 1.93 | 16.05 |
| | 5 320 | 242 | 61 | 9.43 | 9.74 | 12.60 | 1.93 | 14.53 |
| | 5 500 | 242 | 61 | 10.36 | 10.09 | 13.24 | 2.02 | 15.26 |
| | 5 580 | 242 | 61 | 12.14 | 11.60 | 14.89 | 2.02 | 16.91 |
| | 5 720 | 242 | 61 | 11.55 | 10.92 | 14.26 | 2.02 | 16.28 |
| | 5 745 | 242 | 61 | 11.36 | 11.38 | 14.38 | 2.12 | 16.50 |
| | 5 785 | 242 | 61 | 11.48 | 11.23 | 14.37 | 2.12 | 16.49 |
| | 5 825 | 242 | 61 | 10.96 | 10.72 | 13.85 | 2.12 | 15.97 |
| 802.11ax HE20 | 5 180 | SU | NA | 9.08 | 9.91 | 12.53 | 1.59 | 14.12 |
| | 5 200 | SU | NA | 9.04 | 10.24 | 12.69 | 1.59 | 14.28 |
| | 5 240 | SU | NA | 9.39 | 9.95 | 12.69 | 1.59 | 14.28 |
| | 5 260 | SU | NA | 10.80 | 11.24 | 14.04 | 1.93 | 15.97 |
| | 5 300 | SU | NA | 10.87 | 11.05 | 13.97 | 1.93 | 15.90 |
| | 5 320 | SU | NA | 10.99 | 11.12 | 14.07 | 1.93 | 16.00 |
| | 5 500 | SU | NA | 11.16 | 11.02 | 14.10 | 2.02 | 16.12 |
| | 5 580 | SU | NA | 12.30 | 11.53 | 14.94 | 2.02 | 16.96 |
| | 5 720 | SU | NA | 11.33 | 10.98 | 14.17 | 2.02 | 16.19 |
| | 5 745 | SU | NA | 11.28 | 11.38 | 14.34 | 2.12 | 16.46 |
| | 5 785 | SU | NA | 11.06 | 10.95 | 14.02 | 2.12 | 16.14 |
| | 5 825 | SU | NA | 10.85 | 10.73 | 13.80 | 2.12 | 15.92 |

Note 1: e.i.r.p= Conducted Output Power + Antenna Gain

| Mode | Freq.[MHz] | Tone | RU Index | Test Result [dBm] | | | Antenna Gain(dBi) | e.i.r.p[Note1] (dBm) |
|---|---|---|---|---|---|---|---|---|
| | | | | ANT 1 | ANT 2 | ANT1+ANT2 (SDM) | | |
| 802.11ax HE40 | 5 190 | 26 | 0 | 2.15 | 2.67 | 5.43 | 1.59 | 7.02 |
| | | | 8 | 2.99 | 3.34 | 6.18 | 1.59 | 7.77 |
| | | | 17 | 2.49 | 2.59 | 5.55 | 1.59 | 7.14 |
| | 5 230 | 26 | 0 | 1.88 | 2.84 | 5.40 | 1.59 | 6.99 |
| | | | 8 | 2.79 | 3.39 | 6.11 | 1.59 | 7.70 |
| | | | 17 | 2.59 | 3.10 | 5.86 | 1.59 | 7.45 |
| | 5 270 | 26 | 0 | 6.90 | 7.53 | 10.24 | 1.93 | 12.17 |
| | | | 8 | 7.60 | 8.29 | 10.97 | 1.93 | 12.90 |
| | | | 17 | 7.14 | 7.54 | 10.35 | 1.93 | 12.28 |
| | 5 310 | 26 | 0 | 7.12 | 7.45 | 10.30 | 1.93 | 12.23 |
| | | | 8 | 7.97 | 8.32 | 11.16 | 1.93 | 13.09 |
| | | | 17 | 7.54 | 7.49 | 10.53 | 1.93 | 12.46 |
| | 5 510 | 26 | 0 | 7.98 | 8.24 | 11.12 | 2.02 | 13.14 |
| | | | 8 | 8.82 | 9.04 | 11.94 | 2.02 | 13.96 |
| | | | 17 | 8.48 | 8.20 | 11.35 | 2.02 | 13.37 |
| | 5 550 | 26 | 0 | 8.26 | 8.21 | 11.25 | 2.02 | 13.27 |
| | | | 8 | 8.97 | 9.06 | 12.03 | 2.02 | 14.05 |
| | | | 17 | 8.17 | 8.31 | 11.25 | 2.02 | 13.27 |
| | 5 710 | 26 | 0 | 7.35 | 7.34 | 10.36 | 2.02 | 12.38 |
| | | | 8 | 8.21 | 7.99 | 11.11 | 2.02 | 13.13 |
| | | | 17 | 7.47 | 7.34 | 10.42 | 2.02 | 12.44 |
| | 5 755 | 26 | 0 | 11.20 | 11.21 | 14.22 | 2.12 | 16.34 |
| | | | 8 | 12.01 | 11.78 | 14.91 | 2.12 | 17.03 |
| | | | 17 | 11.37 | 11.16 | 14.28 | 2.12 | 16.40 |
| | 5 795 | 26 | 0 | 10.48 | 10.57 | 13.54 | 2.12 | 15.66 |
| | | | 8 | 11.99 | 11.71 | 14.86 | 2.12 | 16.98 |
| | | | 17 | 10.56 | 10.74 | 13.66 | 2.12 | 15.78 |

Note 1: e.i.r.p= Conducted Output Power + Antenna Gain

| Mode | Freq.[MHz] | Tone | RU Index | Test Result [dBm] | | | Antenna Gain(dBi) | e.i.r.p[Note1] (dBm) |
|---|---|---|---|---|---|---|---|---|
| | | | | ANT 1 | ANT 2 | ANT1+ANT2 (SDM) | | |
| 802.11ax HE40 | 5 190 | 52 | 37 | 3.63 | 4.73 | 7.23 | 1.59 | 8.82 |
| | | | 40 | 4.35 | 5.32 | 7.87 | 1.59 | 9.46 |
| | | | 44 | 4.12 | 4.79 | 7.48 | 1.59 | 9.07 |
| | 5 230 | 52 | 37 | 4.36 | 4.92 | 7.66 | 1.59 | 9.25 |
| | | | 40 | 5.08 | 5.61 | 8.36 | 1.59 | 9.95 |
| | | | 44 | 4.48 | 5.07 | 7.80 | 1.59 | 9.39 |
| | 5 270 | 52 | 37 | 8.32 | 8.51 | 11.43 | 1.93 | 13.36 |
| | | | 40 | 8.73 | 9.15 | 11.96 | 1.93 | 13.89 |
| | | | 44 | 8.29 | 8.68 | 11.50 | 1.93 | 13.43 |
| | 5 310 | 52 | 37 | 7.96 | 8.70 | 11.36 | 1.93 | 13.29 |
| | | | 40 | 8.78 | 9.25 | 12.03 | 1.93 | 13.96 |
| | | | 44 | 8.58 | 8.56 | 11.58 | 1.93 | 13.51 |
| | 5 510 | 52 | 37 | 8.90 | 8.90 | 11.91 | 2.02 | 13.93 |
| | | | 40 | 9.25 | 9.27 | 12.27 | 2.02 | 14.29 |
| | | | 44 | 9.24 | 9.26 | 12.26 | 2.02 | 14.28 |
| | 5 550 | 52 | 37 | 9.04 | 8.98 | 12.02 | 2.02 | 14.04 |
| | | | 40 | 9.31 | 9.34 | 12.34 | 2.02 | 14.36 |
| | | | 44 | 9.16 | 9.19 | 12.19 | 2.02 | 14.21 |
| | 5 710 | 52 | 37 | 8.54 | 8.38 | 11.47 | 2.02 | 13.49 |
| | | | 40 | 9.30 | 9.13 | 12.23 | 2.02 | 14.25 |
| | | | 44 | 8.85 | 8.43 | 11.66 | 2.02 | 13.68 |
| | 5 755 | 52 | 37 | 11.02 | 11.37 | 14.21 | 2.12 | 16.33 |
| | | | 40 | 11.71 | 11.89 | 14.81 | 2.12 | 16.93 |
| | | | 44 | 11.42 | 11.13 | 14.29 | 2.12 | 16.41 |
| | 5 795 | 52 | 37 | 10.97 | 11.01 | 14.00 | 2.12 | 16.12 |
| | | | 40 | 11.84 | 11.84 | 14.85 | 2.12 | 16.97 |
| | | | 44 | 10.86 | 10.91 | 13.90 | 2.12 | 16.02 |

Note 1: e.i.r.p= Conducted Output Power + Antenna Gain

| Mode | Freq.[MHz] | Tone | RU Index | Test Result [dBm] | | | Antenna Gain(dBi) | e.i.r.p[Note1] (dBm) |
|---|---|---|---|---|---|---|---|---|
| | | | | ANT 1 | ANT 2 | ANT1+ANT2 (SDM) | | |
| 802.11ax HE40 | 5 190 | 106 | 53 | 7.16 | 7.89 | 10.55 | 1.59 | 12.14 |
| | | | 54 | 7.56 | 8.33 | 10.97 | 1.59 | 12.56 |
| | | | 56 | 7.57 | 8.08 | 10.84 | 1.59 | 12.43 |
| | 5 230 | 106 | 53 | 7.49 | 8.06 | 10.79 | 1.59 | 12.38 |
| | | | 54 | 7.98 | 8.34 | 11.17 | 1.59 | 12.76 |
| | | | 56 | 7.80 | 8.29 | 11.06 | 1.59 | 12.65 |
| | 5 270 | 106 | 53 | 12.04 | 12.81 | 15.45 | 1.93 | 17.38 |
| | | | 54 | 12.16 | 12.72 | 15.46 | 1.93 | 17.39 |
| | | | 56 | 12.22 | 12.99 | 15.63 | 1.93 | 17.56 |
| | 5 310 | 106 | 53 | 11.71 | 12.13 | 14.94 | 1.93 | 16.87 |
| | | | 54 | 12.64 | 12.66 | 15.66 | 1.93 | 17.59 |
| | | | 56 | 12.07 | 12.35 | 15.22 | 1.93 | 17.15 |
| | 5 510 | 106 | 53 | 10.86 | 10.85 | 13.87 | 2.02 | 15.89 |
| | | | 54 | 11.44 | 11.48 | 14.47 | 2.02 | 16.49 |
| | | | 56 | 10.96 | 11.19 | 14.09 | 2.02 | 16.11 |
| | 5 550 | 106 | 53 | 12.74 | 12.73 | 15.75 | 2.02 | 17.77 |
| | | | 54 | 13.36 | 12.91 | 16.15 | 2.02 | 18.17 |
| | | | 56 | 13.20 | 12.84 | 16.03 | 2.02 | 18.05 |
| | 5 710 | 106 | 53 | 12.43 | 11.97 | 15.22 | 2.02 | 17.24 |
| | | | 54 | 12.42 | 12.46 | 15.45 | 2.02 | 17.47 |
| | | | 56 | 12.21 | 11.89 | 15.06 | 2.02 | 17.08 |
| | 5 755 | 106 | 53 | 11.40 | 11.48 | 14.45 | 2.12 | 16.57 |
| | | | 54 | 11.87 | 11.62 | 14.76 | 2.12 | 16.88 |
| | | | 56 | 11.45 | 11.31 | 14.39 | 2.12 | 16.51 |
| | 5 795 | 106 | 53 | 10.97 | 10.92 | 13.96 | 2.12 | 16.08 |
| | | | 54 | 11.89 | 11.59 | 14.75 | 2.12 | 16.87 |
| | | | 56 | 10.95 | 11.15 | 14.06 | 2.12 | 16.18 |

Note 1: e.i.r.p= Conducted Output Power + Antenna Gain

This test report is prohibited to copy or reissue in whole or in part without the approval of Dt&C Co., Ltd.

| Mode | Freq.[MHz] | Tone | RU Index | Test Result [dBm] | | | Antenna Gain(dBi) | e.i.r.p[Note1] (dBm) |
|---|---|---|---|---|---|---|---|---|
| | | | | ANT 1 | ANT 2 | ANT1+ANT2 (SDM) | | |
| 802.11ax HE40 | 5 190 | 242 | 61 | 10.34 | 11.09 | 13.74 | 1.59 | 15.33 |
| | | | 62 | 10.08 | 11.11 | 13.64 | 1.59 | 15.23 |
| | 5 230 | 242 | 61 | 10.37 | 11.03 | 13.72 | 1.59 | 15.31 |
| | | | 62 | 10.48 | 11.22 | 13.88 | 1.59 | 15.47 |
| | 5 270 | 242 | 61 | 10.78 | 11.37 | 14.10 | 1.93 | 16.03 |
| | | | 62 | 11.04 | 11.19 | 14.13 | 1.93 | 16.06 |
| | 5 310 | 242 | 61 | 11.00 | 11.27 | 14.15 | 1.93 | 16.08 |
| | | | 62 | 11.07 | 11.44 | 14.27 | 1.93 | 16.20 |
| | 5 510 | 242 | 61 | 10.49 | 10.30 | 13.41 | 2.02 | 15.43 |
| | | | 62 | 10.25 | 10.22 | 13.25 | 2.02 | 15.27 |
| | 5 550 | 242 | 61 | 12.00 | 12.00 | 15.01 | 2.02 | 17.03 |
| | | | 62 | 12.16 | 11.90 | 15.04 | 2.02 | 17.06 |
| | 5 710 | 242 | 61 | 11.71 | 11.36 | 14.55 | 2.02 | 16.57 |
| | | | 62 | 11.46 | 11.03 | 14.26 | 2.02 | 16.28 |
| | 5 755 | 242 | 61 | 11.59 | 11.61 | 14.61 | 2.12 | 16.73 |
| | | | 62 | 11.30 | 11.07 | 14.20 | 2.12 | 16.32 |
| | 5 795 | 242 | 61 | 11.28 | 11.03 | 14.17 | 2.12 | 16.29 |
| | | | 62 | 11.10 | 11.17 | 14.15 | 2.12 | 16.27 |
| 802.11ax HE40 | 5 190 | 484 | 65 | 7.34 | 7.44 | 10.40 | 1.59 | 11.99 |
| | 5 230 | 484 | 65 | 11.63 | 11.98 | 14.82 | 1.59 | 16.41 |
| | 5 270 | 484 | 65 | 11.18 | 11.33 | 14.27 | 1.93 | 16.20 |
| | 5 310 | 484 | 65 | 7.35 | 7.40 | 10.39 | 1.93 | 12.32 |
| | 5 510 | 484 | 65 | 6.64 | 6.92 | 9.79 | 2.02 | 11.81 |
| | 5 550 | 484 | 65 | 12.46 | 12.10 | 15.29 | 2.02 | 17.31 |
| | 5 710 | 484 | 65 | 11.88 | 11.04 | 14.49 | 2.02 | 16.51 |
| | 5 755 | 484 | 65 | 11.82 | 11.40 | 14.63 | 2.12 | 16.75 |
| | 5 795 | 484 | 65 | 11.45 | 11.25 | 14.36 | 2.12 | 16.48 |
| 802.11ax HE40 | 5 190 | SU | NA | 7.50 | 7.63 | 10.58 | 1.59 | 12.17 |
| | 5 230 | SU | NA | 11.66 | 12.12 | 14.91 | 1.59 | 16.50 |
| | 5 270 | SU | NA | 11.22 | 11.45 | 14.35 | 1.93 | 16.28 |
| | 5 310 | SU | NA | 7.73 | 7.63 | 10.69 | 1.93 | 12.62 |
| | 5 510 | SU | NA | 6.63 | 6.60 | 9.63 | 2.02 | 11.65 |
| | 5 550 | SU | NA | 12.73 | 12.11 | 15.44 | 2.02 | 17.46 |
| | 5 710 | SU | NA | 11.87 | 11.25 | 14.58 | 2.02 | 16.60 |
| | 5 755 | SU | NA | 11.83 | 11.63 | 14.74 | 2.12 | 16.86 |
| | 5 795 | SU | NA | 11.58 | 11.28 | 14.44 | 2.12 | 16.56 |

Note 1: e.i.r.p= Conducted Output Power + Antenna Gain

| Mode | Freq.[MHz] | Tone | RU Index | Test Result [dBm] | | | Antenna Gain(dBi) | e.i.r.p[Note1] (dBm) |
|---|---|---|---|---|---|---|---|---|
| | | | | ANT 1 | ANT 2 | ANT1+ANT2 (SDM) | | |
| 802.11ax HE80 | 5 210 | 26 | 0 | 1.84 | 2.43 | 5.16 | 1.59 | 6.75 |
| | | | 18 | 2.81 | 2.88 | 5.86 | 1.59 | 7.45 |
| | | | 36 | 2.41 | 2.73 | 5.58 | 1.59 | 7.17 |
| | 5 290 | 26 | 0 | 7.07 | 7.68 | 10.40 | 1.93 | 12.33 |
| | | | 18 | 7.56 | 7.77 | 10.68 | 1.93 | 12.61 |
| | | | 36 | 7.26 | 7.80 | 10.55 | 1.93 | 12.48 |
| | 5 530 | 26 | 0 | 7.76 | 8.14 | 10.96 | 2.02 | 12.98 |
| | | | 18 | 8.34 | 8.39 | 11.38 | 2.02 | 13.40 |
| | | | 36 | 7.78 | 8.04 | 10.92 | 2.02 | 12.94 |
| | 5 690 | 26 | 0 | 7.62 | 7.78 | 10.71 | 2.02 | 12.73 |
| | | | 18 | 8.03 | 7.37 | 10.72 | 2.02 | 12.74 |
| | | | 36 | 7.40 | 7.35 | 10.39 | 2.02 | 12.41 |
| | 5 775 | 26 | 0 | 10.16 | 10.15 | 13.17 | 2.12 | 15.29 |
| | | | 18 | 10.77 | 10.09 | 13.45 | 2.12 | 15.57 |
| | | | 36 | 10.02 | 9.73 | 12.89 | 2.12 | 15.01 |
| 802.11ax HE80 | 5 210 | 52 | 37 | 3.76 | 4.63 | 7.23 | 1.59 | 8.82 |
| | | | 44 | 3.99 | 5.23 | 7.66 | 1.59 | 9.25 |
| | | | 52 | 4.31 | 4.86 | 7.60 | 1.59 | 9.19 |
| | 5 290 | 52 | 37 | 8.10 | 8.62 | 11.38 | 1.93 | 13.31 |
| | | | 44 | 8.68 | 8.90 | 11.80 | 1.93 | 13.73 |
| | | | 52 | 8.50 | 8.53 | 11.53 | 1.93 | 13.46 |
| | 5 530 | 52 | 37 | 8.84 | 8.81 | 11.84 | 2.02 | 13.86 |
| | | | 44 | 9.34 | 9.17 | 12.27 | 2.02 | 14.29 |
| | | | 52 | 8.88 | 8.82 | 11.86 | 2.02 | 13.88 |
| | 5 690 | 52 | 37 | 8.85 | 8.60 | 11.74 | 2.02 | 13.76 |
| | | | 44 | 8.93 | 8.66 | 11.81 | 2.02 | 13.83 |
| | | | 52 | 8.86 | 8.40 | 11.65 | 2.02 | 13.67 |
| | 5 775 | 52 | 37 | 10.22 | 10.36 | 13.30 | 2.12 | 15.42 |
| | | | 44 | 10.41 | 10.39 | 13.41 | 2.12 | 15.53 |
| | | | 52 | 10.17 | 9.97 | 13.08 | 2.12 | 15.20 |

Note 1: e.i.r.p= Conducted Output Power + Antenna Gain

| Mode | Freq.[MHz] | Tone | RU Index | Test Result [dBm] | | | Antenna Gain(dBi) | e.i.r.p[Note1] (dBm) |
|---|---|---|---|---|---|---|---|---|
| | | | | ANT 1 | ANT 2 | ANT1+ANT2 (SDM) | | |
| 802.11ax HE80 | 5 210 | 106 | 53 | 7.22 | 7.54 | 10.39 | 1.59 | 11.98 |
| | | | 56 | 7.57 | 8.16 | 10.89 | 1.59 | 12.48 |
| | | | 60 | 7.68 | 7.95 | 10.83 | 1.59 | 12.42 |
| | 5 290 | 106 | 53 | 9.80 | 10.30 | 13.07 | 1.93 | 15.00 |
| | | | 56 | 10.01 | 10.49 | 13.27 | 1.93 | 15.20 |
| | | | 60 | 10.01 | 10.38 | 13.21 | 1.93 | 15.14 |
| | 5 530 | 106 | 53 | 10.77 | 10.73 | 13.76 | 2.02 | 15.78 |
| | | | 56 | 10.95 | 11.07 | 14.02 | 2.02 | 16.04 |
| | | | 60 | 10.61 | 10.83 | 13.73 | 2.02 | 15.75 |
| | 5 690 | 106 | 53 | 10.65 | 10.17 | 13.43 | 2.02 | 15.45 |
| | | | 56 | 10.63 | 10.35 | 13.50 | 2.02 | 15.52 |
| | | | 60 | 10.35 | 10.04 | 13.21 | 2.02 | 15.23 |
| | 5 775 | 106 | 53 | 10.45 | 10.53 | 13.50 | 2.12 | 15.62 |
| | | | 56 | 10.53 | 10.47 | 13.51 | 2.12 | 15.63 |
| | | | 60 | 10.12 | 9.93 | 13.04 | 2.12 | 15.16 |
| 802.11ax HE80 | 5 210 | 242 | 61 | 9.95 | 10.95 | 13.49 | 1.59 | 15.08 |
| | | | 62 | 10.53 | 11.21 | 13.89 | 1.59 | 15.48 |
| | | | 64 | 10.19 | 10.84 | 13.54 | 1.59 | 15.13 |
| | 5 290 | 242 | 61 | 10.05 | 10.49 | 13.29 | 1.93 | 15.22 |
| | | | 62 | 10.50 | 10.94 | 13.74 | 1.93 | 15.67 |
| | | | 64 | 10.16 | 10.46 | 13.32 | 1.93 | 15.25 |
| | 5 530 | 242 | 61 | 10.74 | 11.14 | 13.95 | 2.02 | 15.97 |
| | | | 62 | 11.37 | 11.29 | 14.34 | 2.02 | 16.36 |
| | | | 64 | 10.87 | 10.89 | 13.89 | 2.02 | 15.91 |
| | 5 690 | 242 | 61 | 10.63 | 10.55 | 13.60 | 2.02 | 15.62 |
| | | | 62 | 11.14 | 10.70 | 13.94 | 2.02 | 15.96 |
| | | | 64 | 10.46 | 10.24 | 13.36 | 2.02 | 15.38 |
| | 5 775 | 242 | 61 | 10.58 | 10.67 | 13.64 | 2.12 | 15.76 |
| | | | 62 | 11.06 | 10.67 | 13.88 | 2.12 | 16.00 |
| | | | 64 | 10.58 | 10.01 | 13.31 | 2.12 | 15.43 |

Note 1: e.i.r.p= Conducted Output Power + Antenna Gain

| Mode | Freq.[MHz] | Tone | RU Index | Test Result [dBm] | | | Antenna Gain(dBi) | e.i.r.p[Note1] (dBm) |
|---|---|---|---|---|---|---|---|---|
| | | | | ANT 1 | ANT 2 | ANT1+ANT2 (SDM) | | |
| 802.11ax HE80 | 5 210 | 484 | 65 | 9.27 | 10.09 | 12.71 | 1.59 | 14.30 |
| | | | 66 | 9.53 | 10.01 | 12.79 | 1.59 | 14.38 |
| | 5 290 | 484 | 65 | 9.25 | 9.67 | 12.48 | 1.93 | 14.41 |
| | | | 66 | 9.45 | 9.41 | 12.44 | 1.93 | 14.37 |
| | 5 530 | 484 | 65 | 9.64 | 9.22 | 12.45 | 2.02 | 14.47 |
| | | | 66 | 9.51 | 9.09 | 12.32 | 2.02 | 14.34 |
| | 5 690 | 484 | 65 | 10.78 | 10.33 | 13.57 | 2.02 | 15.59 |
| | | | 66 | 10.77 | 10.25 | 13.53 | 2.02 | 15.55 |
| | 5 775 | 484 | 65 | 10.75 | 10.40 | 13.59 | 2.12 | 15.71 |
| | | | 66 | 10.78 | 10.05 | 13.44 | 2.12 | 15.56 |
| 802.11ax HE80 | 5 210 | 996 | 67 | 8.53 | 9.09 | 11.83 | 1.59 | 13.42 |
| | 5 290 | 996 | 67 | 8.20 | 8.42 | 11.32 | 1.93 | 13.25 |
| | 5 530 | 996 | 67 | 9.18 | 9.26 | 12.23 | 2.02 | 14.25 |
| | 5 690 | 996 | 67 | 10.50 | 10.35 | 13.44 | 2.02 | 15.46 |
| | 5 775 | 996 | 67 | 10.76 | 10.41 | 13.60 | 2.12 | 15.72 |
| 802.11ax HE80 | 5 210 | SU | NA | 8.85 | 9.46 | 12.18 | 1.59 | 13.77 |
| | 5 290 | SU | NA | 8.61 | 8.66 | 11.65 | 1.93 | 13.58 |
| | 5 530 | SU | NA | 9.19 | 9.49 | 12.35 | 2.02 | 14.37 |
| | 5 690 | SU | NA | 10.54 | 10.52 | 13.54 | 2.02 | 15.56 |
| | 5 775 | SU | NA | 10.67 | 10.45 | 13.57 | 2.12 | 15.69 |

Note 1: e.i.r.p= Conducted Output Power + Antenna Gain

## 5.4 Maximum Power Spectral Density

### ▣ Test requirements

**Part. 15.407(a)**

**(1) For the band 5.15 GHz - 5.25 GHz.**

(i) For an outdoor access point operating in the band 5.15 GHz - 5.25 GHz, the maximum power spectral density shall not exceed 17 dBm in any 1 MHz band. **note1**

(ii) For an indoor access point operating in the band 5.15 GHz - 5.25 GHz, the maximum power spectral density shall not exceed 17 dBm in any 1 MHz band. note1

(iii) For fixed point-to-point access points operating in the band 5.15 GHz - 5.25 GHz, transmitters that employ a directional antenna gain greater than 23 dBi, a 1 dB reduction in maximum power spectral density is required for each 1 dB of antenna gain in excess of 23 dBi.

**(iv) For mobile and portable client devices in the 5.15 GHz - 5.25 GHz band, the maximum power spectral density shall not exceed 11 dBm in any 1 MHz band. note1**

**(2) For the 5.25 GHz - 5.35 GHz and 5.47 GHz - 5.725 GHz bands, the peak power spectral density shall not exceed 11 dBm in any 1 MHz band. note1**

**(3) For the band 5.725 GHz - 5.85 GHz, the maximum power spectral density shall not exceed 30 dBm in any 500 kHz band.note1,note2**

**Note1**: If transmitting antennas of directional gain greater than 6 dBi are used, the peak power spectral density shall be reduced by the amount in dB that the directional gain of the antenna exceeds 6 dBi.

**Note2**: Fixed point - to-point U-NII devices operating in this band may employ transmitting antennas with directional gain greater than 6 dBi without any corresponding reduction in transmitter conducted power. Fixed, point-to-point operations exclude the use of point-to-multipoint systems, omnidirectional applications, and multiple collocated transmitters transmitting the same information.

**RSS-247[6.2]**

**(1) For band 5 150 MHz – 5 250 MHz**

For OEM devices installed in vehicles, the maximum e.i.r.p. shall not exceed 30 mW or 1.76 + 10 log10B, dBm, whichever is less. Devices shall implement transmitter power control (TPC) in order to have the capability to operate at least 3 dB below the maximum permitted e.i.r.p. of 30 mW.
For other devices, the maximum e.i.r.p. shall not exceed 200 mW or 10 + 10 log10B, dBm, whichever power is less. B is the 99 % emission bandwidth in megahertz. The e.i.r.p. spectral density shall not exceed 10 dBm in any 1.0 MHz band.

**(2) For band 5 250 MHz – 5 350 MHz**

For OEM devices installed in vehicles, the maximum e.i.r.p. shall not exceed 30 mW or 1.76 + 10 log10B, dBm, whichever is less. Devices shall implement TPC in order to have the capability to operate at least 3 dB below the maximum permitted e.i.r.p. of 30 mW.
Devices, other than devices installed in vehicles, shall comply with the following:
a) The maximum conducted output power shall not exceed 250 mW or 11 + 10 log10B, dBm, whichever is less. The power spectral density shall not exceed 11 dBm in any 1.0 MHz band;
b) The maximum e.i.r.p. shall not exceed 1.0 W or 17 + 10 log10B, dBm, whichever is less. B is the 99 % emission bandwidth in megahertz. Note that devices with a maximum e.i.r.p. greater than 500 mW shall implement TPC in order to have the capability to operate at least 6 dB below the maximum permitted e.i.r.p. of 1 W.

**(3) For band 5 470 MHz – 5 600 MHz and 5 650 MHz – 5 725 MHz**

The maximum conducted output power shall not exceed 250 mW or 11 + 10 log10B, dBm, whichever is less. The power spectral density shall not exceed 11 dBm in any 1.0 MHz band.
The maximum e.i.r.p. shall not exceed 1.0 W or 17 + 10 log10B, dBm, whichever is less. B is the 99 % emission bandwidth in megahertz. Note that devices with a maximum e.i.r.p. greater than
500 mW shall implement TPC in order to have the capability to operate at least 6 dB below the maximum permitted e.i.r.p. of 1 W.

**(4) For band 5 725 MHz – 5 850 MHz**

The maximum conducted output power shall not exceed 1 W. The output power spectral density shall not exceed 30 dBm in any 500 kHz band. If transmitting antennas of directional gain greater than 6 dBi are used, both the maximum conducted output power and the output power spectral density shall be reduced by the amount in dB that the directional gain of the antenna exceeds 6 dBi.

This test report is prohibited to copy or reissue in whole or in part without the approval of Dt&C Co., Ltd.

## ▣ Test Configuration

Refer to the APPENDIX I.

## ▣ Test Procedure

Maximum Power Spectral Density is measured using Measurement Procedure **of KDB789033 D02v02r01**

1) Create an average power spectrum for the EUT operating mode being tested by following the instructions in section II.E.2. for measuring maximum conducted output power using a spectrum analyzer or EMI receiver: select the appropriate test method (SA - 1, SA - 2, SA - 3, or alternatives to each) and apply it up to, but not including, the step labeled, "Compute power…". (This procedure is required even if the maximum conducted output power measurement was performed using a power meter, method PM.)

2) Use the peak search function on the instrument to find the peak of the spectrum and record its value.

3) Make the following adjustments to the peak value of the spectrum, if applicable:
   a) If Method SA - 2 or SA - 2 Alternative was used, add 10 log(1 / x), where x is the duty cycle, to the peak of the spectrum.
   **b) If Method SA - 3 Alternative was used and the linear mode was used in step II.E.2.g (viii), add 1 dB to the final result to compensate for the difference between linear averaging and power averaging.**

4) The result is the Maximum PSD over 1 MHz reference bandwidth.

5) For devices operating in the bands 5.15 - 5.25 GHz, 5.25 - 5.35 GHz, and 5.47 - 5.725 GHz, the above procedures make use of 1 MHz RBW to satisfy directly the 1 MHz reference bandwidth specified in §15.407(a)(5). For devices operating in the band 5.725 - 5.85 GHz, the rules specify a measurement bandwidth of 500 kHz. Many spectrum analyzers do not have 500 kHz RBW, thus a narrower RBW may need to be used. The rules permit the use of a RBWs less than 1 MHz, or 500 kHz, "provided that the measured power is integrated over the full reference bandwidth" to show the total power over the specified measurement bandwidth (i.e., 1 MHz, or 500 kHz). If measurements are performed using a reduced resolution bandwidth (< 1 MHz, or < 500 kHz) and integrated over 1 MHz, or 500 kHz bandwidth, the following adjustments to the procedures apply:
   a) Set RBW = 1 MHz.
   b) Set VBW ≥ 1 / T, where T is defined in item a1) in 12.2.
   c) If measurement bandwidth of Maximum PSD is specified in 500 kHz, add 10 log(500 kHz / RBW) to the measured result, whereas RBW (< 500 kHz) is the reduced resolution bandwidth of the spectrum analyzer set during measurement.
   d) If measurement bandwidth of Maximum PSD is specified in 1 MHz, add 10 log(1 MHz / RBW) to the measured result, whereas RBW (< 1 MHz) is the reduced resolution bandwidth of spectrum analyzer set during measurement.
   g) Detector = peak.
   h) Video filtering shall be applied to a voltage-squared or power signal (i.e., rms mode), if possible. Otherwise, it shall be set to operate on a linear voltage signal (which can require use of linear display mode). Log mode shall not be used:
      1) The preferred voltage-squared (i.e., power or rms) mode is selected on some instruments by setting the "average-VBW type" to power or rms.
      2) **If RMS mode is not available, then linear voltage mode is selected on some analyzers by setting the display mode to linear. Other instruments have a setting for "average-VBW type" that can be set to "voltage" regardless of the display mode.**
   i) Trace mode = max hold.

**Note: As a practical matter, it is recommended to use reduced RBW of 100 kHz for the sections 5.c) and 5.d) above, since RBW = 100 kHz is available on nearly all spectrum analyzers.**

▣ **Test Results: Comply**

| Mode | Frequency [MHz] | Tone | RU Index | Reading (dBm) | | Power Spectral Density(dBm) | Antenna Gain(dBi) | e.i.r.p Spectral Density (dBm) |
|---|---|---|---|---|---|---|---|---|
| | | | | ANT 1 | ANT 2 | ANT1+ANT2 (CDD) | | |
| 802.11ax (HE20) | 5 180 | 26 | 0 | -0.62 | 0.36 | 2.91 | 4.60 | 7.51 |
| | | | 4 | -0.21 | 0.48 | 3.16 | 4.60 | 7.76 |
| | | | 8 | **0.75** | **1.50** | **4.15** | 4.60 | 8.75 |
| | 5 200 | 26 | 0 | 0.40 | 1.04 | 3.74 | 4.60 | 8.34 |
| | | | 4 | -0.41 | 0.32 | 2.98 | 4.60 | 7.58 |
| | | | 8 | **0.65** | **1.34** | **4.02** | 4.60 | 8.62 |
| | 5 240 | 26 | 0 | **0.86** | **1.28** | **4.09** | 4.60 | 8.69 |
| | | | 4 | -0.07 | 0.35 | 3.16 | 4.60 | 7.76 |
| | | | 8 | 0.81 | 1.15 | 3.99 | 4.60 | 8.59 |
| | 5 260 | 26 | 0 | **5.55** | **6.19** | **8.89** | 4.94 | 13.83 |
| | | | 4 | 4.68 | 5.29 | 8.01 | 4.94 | 12.95 |
| | | | 8 | 5.52 | 6.13 | 8.85 | 4.94 | 13.79 |
| | 5 300 | 26 | 0 | 5.65 | 5.88 | 8.78 | 4.94 | 13.72 |
| | | | 4 | 4.94 | 5.09 | 8.03 | 4.94 | 12.97 |
| | | | 8 | **6.03** | **6.23** | **9.14** | 4.94 | 14.08 |
| | 5 320 | 26 | 0 | 5.88 | 5.83 | 8.87 | 4.94 | 13.81 |
| | | | 4 | 4.96 | 5.27 | 8.13 | 4.94 | 13.07 |
| | | | 8 | **5.88** | **6.10** | **9.00** | 4.94 | 13.94 |
| | 5 500 | 26 | 0 | 6.78 | 6.89 | 9.85 | 5.03 | 14.88 |
| | | | 4 | 5.73 | 6.04 | 8.90 | 5.03 | 13.93 |
| | | | 8 | **6.84** | **7.01** | **9.93** | 5.03 | 14.96 |
| | 5 580 | 26 | 0 | 6.45 | 6.97 | 9.73 | 5.03 | 14.76 |
| | | | 4 | 5.55 | 6.25 | 8.92 | 5.03 | 13.95 |
| | | | 8 | **6.62** | **7.05** | **9.85** | 5.03 | 14.88 |
| | 5 720 | 26 | 0 | 5.28 | 5.44 | 8.37 | 5.03 | 13.40 |
| | | | 4 | 4.53 | 4.77 | 7.66 | 5.03 | 12.69 |
| | | | 8 | **5.81** | **5.81** | **8.82** | 5.03 | 13.85 |

Note 1: e.i.r.p Spectral Density= Power spectral density + EUT Antenna Gain
Note 2: "U-NII 3 [TF] = 10*LOG(500 kHz/100 kHz)

| Mode | Frequency [MHz] | Tone | RU Index | Reading (dBm) | | TF (dB) | Power Spectral Density(dBm) | Antenna Gain(dBi) | e.i.r.p Spectral Density (dBm) |
|---|---|---|---|---|---|---|---|---|---|
| | | | | ANT 1 | ANT 2 | | ANT1+ANT2 (CDD) | | |
| 802.11ax (HE20) | 5 180 | 242 | 61 | -0.83 | 0.46 | N/A | 2.87 | 4.60 | 7.47 |
| | 5 200 | 242 | 61 | -0.73 | 0.47 | N/A | 2.92 | 4.60 | 7.52 |
| | 5 240 | 242 | 61 | -0.69 | 0.39 | N/A | 2.89 | 4.60 | 7.49 |
| | 5 260 | 242 | 61 | -0.24 | 0.44 | N/A | 3.12 | 4.94 | 8.06 |
| | 5 300 | 242 | 61 | 0.17 | 0.29 | N/A | 3.24 | 4.94 | 8.18 |
| | 5 320 | 242 | 61 | -1.65 | -1.43 | N/A | 1.47 | 4.94 | 6.41 |
| | 5 500 | 242 | 61 | -0.67 | -0.54 | N/A | 2.41 | 5.03 | 7.44 |
| | 5 580 | 242 | 61 | 1.31 | 1.41 | N/A | 4.37 | 5.03 | 9.40 |
| | 5 720 | 242 | 61 | 0.18 | 0.05 | N/A | 3.13 | 5.03 | 8.16 |
| 802.11ax (HE20) | 5 180 | SU | NA | -0.45 | 0.85 | N/A | 3.26 | 4.60 | 7.86 |
| | 5 200 | SU | NA | -0.37 | 0.68 | N/A | 3.20 | 4.60 | 7.80 |
| | 5 240 | SU | NA | -0.33 | 0.59 | N/A | 3.16 | 4.60 | 7.76 |
| | 5 260 | SU | NA | 1.10 | 2.08 | N/A | 4.63 | 4.94 | 9.57 |
| | 5 300 | SU | NA | 1.50 | 1.96 | N/A | 4.75 | 4.94 | 9.69 |
| | 5 320 | SU | NA | 1.56 | 2.14 | N/A | 4.87 | 4.94 | 9.81 |
| | 5 500 | SU | NA | 1.49 | 1.90 | N/A | 4.71 | 5.03 | 9.74 |
| | 5 580 | SU | NA | 2.77 | 2.76 | N/A | 5.78 | 5.03 | 10.81 |
| | 5 720 | SU | NA | 1.56 | 1.60 | N/A | 4.59 | 5.03 | 9.62 |

Note 1: e.i.r.p Spectral Density= Power spectral density + EUT Antenna Gain
Note 2: "U-NII 3 [TF] = 10*LOG(500 kHz/100 kHz)

| Mode | Frequency [MHz] | Tone | RU Index | Reading (dBm) | | TF (dB) | Power Spectral Density(dBm) | Antenna Gain(dBi) | e.i.r.p Spectral Density (dBm) |
|---|---|---|---|---|---|---|---|---|---|
| | | | | ANT 1 | ANT 2 | | ANT1+ANT2 (CDD) | | |
| 802.11ax (HE40) | 5 190 | 26 | 0 | 0.15 | 0.94 | N/A | 3.57 | 4.60 | 8.17 |
| | | | 8 | **0.70** | **1.55** | **N/A** | **4.16** | 4.60 | 8.76 |
| | | | 17 | 0.47 | 1.27 | N/A | 3.90 | 4.60 | 8.50 |
| | 5 230 | 26 | 0 | 0.36 | 0.73 | N/A | 3.56 | 4.60 | 8.16 |
| | | | 8 | **0.83** | **1.49** | **N/A** | **4.18** | 4.60 | 8.78 |
| | | | 17 | 0.47 | 1.19 | N/A | 3.86 | 4.60 | 8.46 |
| | 5 270 | 26 | 0 | 5.13 | 6.11 | N/A | 8.66 | 4.94 | 13.60 |
| | | | 8 | **5.87** | **6.31** | **N/A** | **9.11** | 4.94 | 14.05 |
| | | | 17 | 5.77 | 6.10 | N/A | 8.95 | 4.94 | 13.89 |
| | 5 310 | 26 | 0 | 5.54 | 5.67 | N/A | 8.62 | 4.94 | 13.56 |
| | | | 8 | **6.39** | **6.33** | **N/A** | **9.37** | 4.94 | 14.31 |
| | | | 17 | 5.73 | 6.04 | N/A | 8.90 | 4.94 | 13.84 |
| | 5 510 | 26 | 0 | 6.28 | 6.74 | N/A | 9.53 | 5.03 | 14.56 |
| | | | 8 | **6.82** | **7.01** | **N/A** | **9.93** | 5.03 | 14.96 |
| | | | 17 | 6.38 | 7.02 | N/A | 9.72 | 5.03 | 14.75 |
| | 5 550 | 26 | 0 | 6.83 | 6.70 | N/A | 9.78 | 5.03 | 14.81 |
| | | | 8 | **6.67** | **7.23** | **N/A** | **9.97** | 5.03 | 15.00 |
| | | | 17 | 6.89 | 6.87 | N/A | 9.89 | 5.03 | 14.92 |
| | 5 710 | 26 | 0 | 5.28 | 5.79 | N/A | 8.55 | 5.03 | 13.58 |
| | | | 8 | **5.90** | **6.21** | **N/A** | **9.07** | 5.03 | 14.10 |
| | | | 17 | 5.54 | 5.88 | N/A | 8.72 | 5.03 | 13.75 |

Note 1: e.i.r.p Spectral Density= Power spectral density + EUT Antenna Gain
Note 2: "U-NII 3 [TF] = 10*LOG(500 kHz/100 kHz)

| Mode | Frequency [MHz] | Tone | RU Index | Reading (dBm) | | TF (dB) | Power Spectral Density(dBm) | Antenna Gain(dBi) | e.i.r.p Spectral Density (dBm) |
|---|---|---|---|---|---|---|---|---|---|
| | | | | ANT 1 | ANT 2 | | ANT1+ANT2 (CDD) | | |
| 802.11ax (HE40) | 5 190 | 484 | 65 | -6.29 | -5.98 | N/A | 3.12 | 4.60 | 7.72 |
| | 5 230 | 484 | 65 | -2.05 | -1.58 | N/A | 1.20 | 4.60 | 5.80 |
| | 5 270 | 484 | 65 | -2.74 | -2.21 | N/A | 0.54 | 4.94 | 5.48 |
| | 5 310 | 484 | 65 | -6.10 | -6.25 | N/A | -3.16 | 4.94 | 1.78 |
| | 5 510 | 484 | 65 | -6.86 | -6.85 | N/A | -3.84 | 5.03 | 1.19 |
| | 5 550 | 484 | 65 | -0.99 | -1.19 | N/A | 1.92 | 5.03 | 6.95 |
| | 5 710 | 484 | 65 | -2.09 | -2.57 | N/A | 0.69 | 5.03 | 5.72 |
| 802.11ax (HE40) | 5 190 | SU | NA | -6.04 | -5.59 | N/A | -2.80 | 4.60 | 1.80 |
| | 5 230 | SU | NA | -1.83 | -0.94 | N/A | 1.65 | 4.60 | 6.25 |
| | 5 270 | SU | NA | -2.51 | -1.92 | N/A | 0.81 | 4.94 | 5.75 |
| | 5 310 | SU | NA | -5.82 | -6.00 | N/A | -2.90 | 4.94 | 2.04 |
| | 5 510 | SU | NA | -7.01 | -6.94 | N/A | -3.96 | 5.03 | 1.07 |
| | 5 550 | SU | NA | -0.75 | -1.07 | N/A | 2.10 | 5.03 | 7.13 |
| | 5 710 | SU | NA | -1.72 | -2.11 | N/A | 1.10 | 5.03 | 6.13 |

Note 1: e.i.r.p Spectral Density= Power spectral density + EUT Antenna Gain
Note 2: "U-NII 3 [TF] = 10*LOG(500 kHz/100 kHz)

This test report is prohibited to copy or reissue in whole or in part without the approval of Dt&C Co., Ltd.

| Mode | Frequency [MHz] | Tone | RU Index | Reading (dBm) | | TF (dB) | Power Spectral Density(dBm) | Antenna Gain(dBi) | e.i.r.p Spectral Density (dBm) |
|---|---|---|---|---|---|---|---|---|---|
| | | | | ANT 1 | ANT 2 | | ANT1+ANT2 (CDD) | | |
| 802.11ax (HE80) | 5 210 | 26 | 0 | 0.19 | 0.95 | N/A | 3.60 | 4.60 | 8.20 |
| | | | 18 | -0.22 | -0.15 | N/A | 2.83 | 4.60 | 7.43 |
| | | | 36 | **0.45** | **0.99** | **N/A** | **3.74** | 4.60 | 8.34 |
| | 5 290 | 26 | 0 | 5.72 | 6.21 | N/A | 8.98 | 4.94 | 13.92 |
| | | | 18 | 4.57 | 4.84 | N/A | 7.72 | 4.94 | 12.66 |
| | | | 36 | **5.96** | **6.11** | **N/A** | **9.05** | 4.94 | 13.99 |
| | 5 530 | 26 | 0 | 6.54 | 6.79 | N/A | 9.68 | 5.03 | 14.71 |
| | | | 18 | 5.72 | 5.55 | N/A | 8.65 | 5.03 | 13.68 |
| | | | 36 | **6.73** | **6.98** | **N/A** | **9.87** | 5.03 | 14.90 |
| | 5 690 | 26 | 0 | **6.02** | **6.19** | **N/A** | **9.12** | 5.03 | 14.15 |
| | | | 18 | 4.58 | 4.61 | N/A | 7.61 | 5.03 | 12.64 |
| | | | 36 | 5.65 | 5.84 | N/A | 8.76 | 5.03 | 13.79 |
| 802.11ax (HE80) | 5 210 | 996 | 67 | -8.16 | -7.46 | N/A | -4.79 | 4.60 | -0.19 |
| | 5 290 | 996 | 67 | -8.44 | -8.19 | N/A | -5.30 | 4.94 | -0.36 |
| | 5 530 | 996 | 67 | -7.80 | -7.02 | N/A | -4.38 | 5.03 | 0.65 |
| | 5 690 | 996 | 67 | -6.74 | -6.19 | N/A | -3.45 | 5.03 | 1.58 |
| 802.11ax (HE80) | 5 210 | SU | NA | -7.36 | -6.86 | N/A | -4.09 | 4.60 | 0.51 |
| | 5 290 | SU | NA | -7.68 | -7.77 | N/A | -4.71 | 4.94 | 0.23 |
| | 5 530 | SU | NA | -6.92 | -6.55 | N/A | -3.72 | 5.03 | 1.31 |
| | 5 690 | SU | NA | -6.30 | -5.36 | N/A | -2.79 | 5.03 | 2.24 |

Note 1: e.i.r.p Spectral Density= Power spectral density + EUT Antenna Gain
Note 2: "U-NII 3 [TF] = 10*LOG(500 kHz/100 kHz)

| Mode | Frequency [MHz] | Tone | RU Index | Reading (dBm/100kHz) | | TF Note 2 (dB) | Power Spectral Density (dBm/500kHz) | Antenna Gain(dBi) | e.i.r.p Spectral Density (dBm/ 500kHz) |
|---|---|---|---|---|---|---|---|---|---|
| | | | | ANT 1 | ANT 2 | | ANT1+ANT2 (CDD) | | |
| 802.11ax (HE20) | 5 745 | 26 | 0 | 0.68 | 1.37 | 6.99 | 11.04 | 5.13 | 16.17 |
| | | | 4 | 1.02 | 1.21 | 6.99 | 11.12 | 5.13 | 16.25 |
| | | | 8 | **1.20** | **1.39** | **6.99** | **11.30** | 5.13 | 16.43 |
| | 5 785 | 26 | 0 | 0.43 | 0.78 | 6.99 | 10.61 | 5.13 | 15.74 |
| | | | 4 | **0.54** | **1.15** | **6.99** | **10.86** | 5.13 | 15.99 |
| | | | 8 | 0.41 | 0.97 | 6.99 | 10.70 | 5.13 | 15.83 |
| | 5 825 | 26 | 0 | -0.68 | 0.10 | 6.99 | 9.73 | 5.13 | 14.86 |
| | | | 4 | 0.02 | 0.39 | 6.99 | 10.21 | 5.13 | 15.34 |
| | | | 8 | **-0.15** | **0.62** | **6.99** | **10.25** | 5.13 | 15.38 |
| | 5 745 | 242 | 61 | -8.94 | -8.29 | 6.99 | 1.40 | 5.13 | 6.53 |
| | 5 785 | 242 | 61 | -9.15 | -8.59 | 6.99 | 1.14 | 5.13 | 6.27 |
| | 5 825 | 242 | 61 | -9.55 | -9.17 | 6.99 | 0.64 | 5.13 | 5.77 |
| | 5 745 | SU | NA | -7.21 | -6.31 | 6.99 | 3.26 | 5.13 | 8.39 |
| | 5 785 | SU | NA | -7.58 | -6.63 | 6.99 | 2.92 | 5.13 | 8.05 |
| | 5 825 | SU | NA | -8.19 | -7.34 | 6.99 | 2.26 | 5.13 | 7.39 |
| 802.11ax (HE40) | 5 755 | 26 | 0 | 0.86 | 1.20 | 6.99 | 11.03 | 5.13 | 16.16 |
| | | | 8 | **0.95** | **1.65** | **6.99** | **11.31** | 5.13 | 16.44 |
| | | | 17 | 0.52 | 1.11 | 6.99 | 10.83 | 5.13 | 15.96 |
| | 5 795 | 26 | 0 | -0.24 | 0.75 | 6.99 | 10.28 | 5.13 | 15.41 |
| | | | 8 | **0.89** | **1.59** | **6.99** | **11.25** | 5.13 | 16.38 |
| | | | 17 | -0.35 | 0.55 | 6.99 | 10.12 | 5.13 | 15.25 |
| | 5 755 | 484 | 65 | -11.15 | -11.01 | 6.99 | -1.08 | 5.13 | 4.05 |
| | 5 795 | 484 | 65 | -11.46 | -11.20 | 6.99 | -1.33 | 5.13 | 3.80 |
| | 5 755 | SU | NA | -9.91 | -9.32 | 6.99 | 0.40 | 5.13 | 5.53 |
| | 5 795 | SU | NA | -10.30 | -9.62 | 6.99 | 0.05 | 5.13 | 5.18 |
| 802.11ax (HE80) | 5 775 | 26 | 0 | -0.42 | 0.45 | 6.99 | 10.04 | 5.13 | 15.17 |
| | | | 18 | **-0.10** | **0.39** | **6.99** | **10.15** | 5.13 | 15.28 |
| | | | 36 | -0.91 | -0.46 | 6.99 | 9.32 | 5.13 | 14.45 |
| | | 996 | 67 | -15.74 | -15.43 | 6.99 | -5.58 | 5.13 | -0.45 |
| | | SU | NA | -12.44 | -12.19 | 6.99 | -2.31 | 5.13 | 2.82 |

Note 1: e.i.r.p Spectral Density= Power spectral density + EUT Antenna Gain
Note 2: "U-NII 3 [TF] = 10*LOG(500 kHz/100 kHz)

This test report is prohibited to copy or reissue in whole or in part without the approval of Dt&C Co., Ltd.

**Maximum Power Spectral Density** Test Mode: 802.11ax HE20 & ANT 1 & 26 Tone & 8 RU & Ch.36

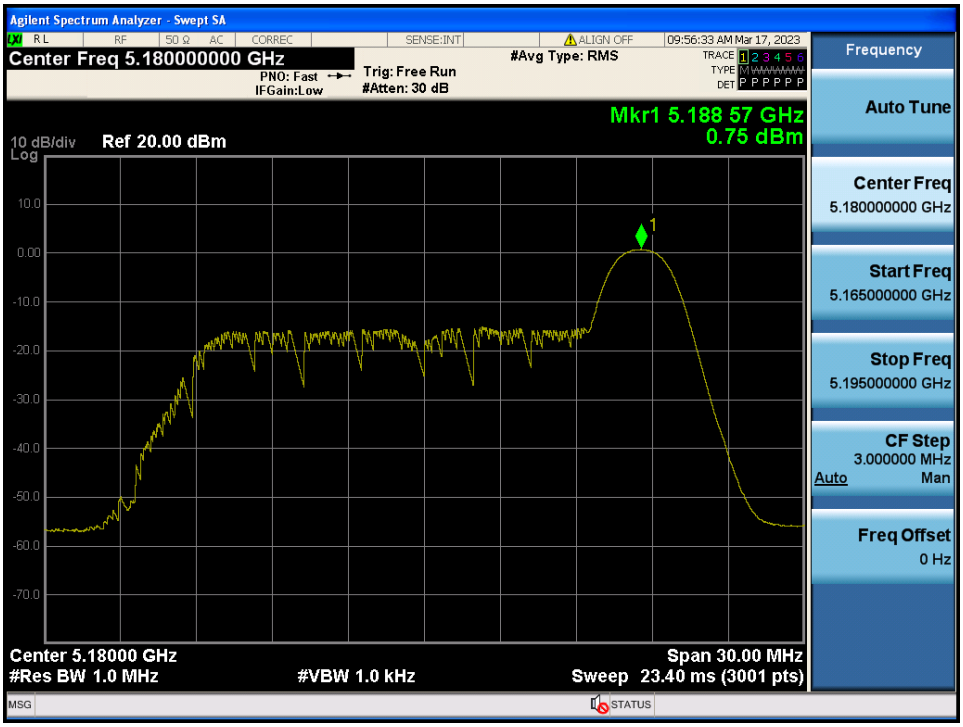


**Maximum Power Spectral Density** Test Mode: 802.11ax HE20 & ANT 1 & 26 Tone & 8 RU & Ch.40

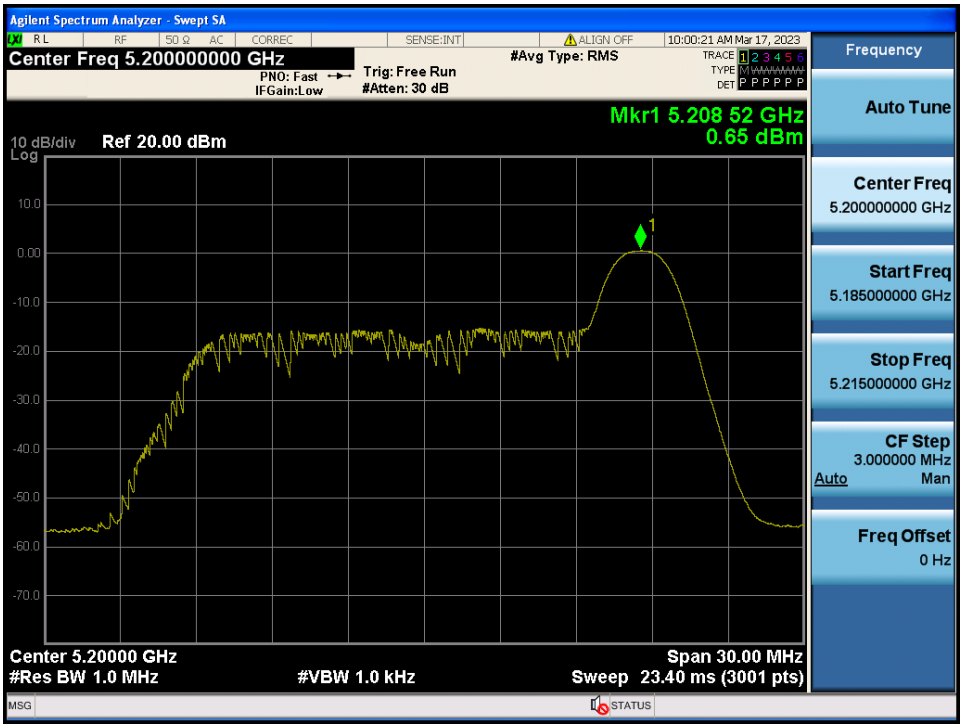

## Maximum Power Spectral Density

Test Mode: 802.11ax HE20 & ANT 1 & 26 Tone & 0 RU & Ch.48

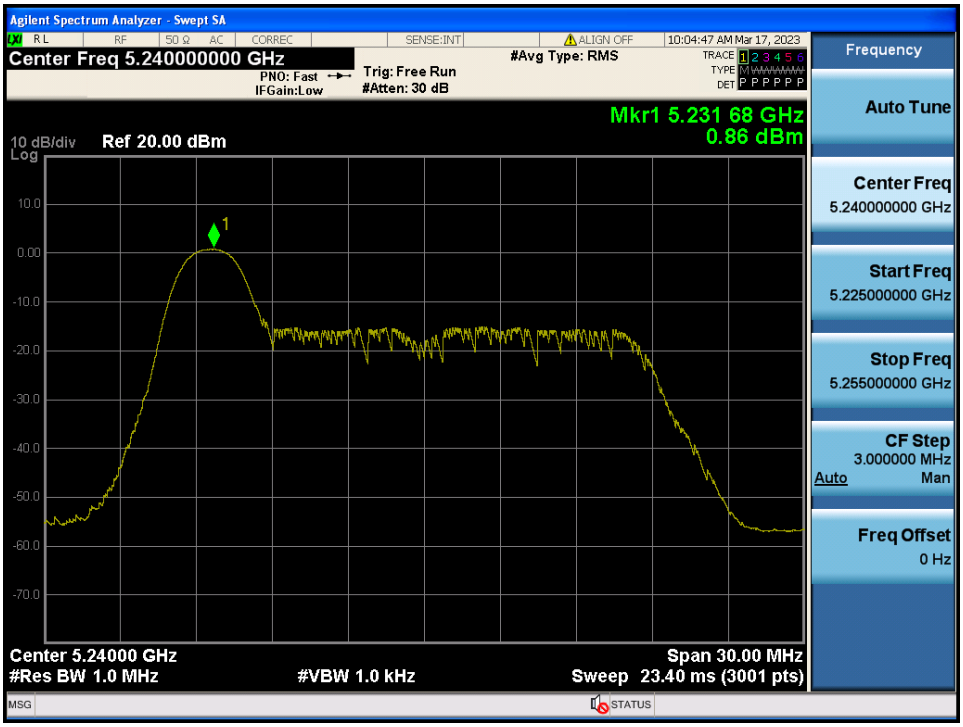

**Maximum Power Spectral Density** Test Mode: 802.11ax HE20 & ANT 1 & 26 Tone & 0 RU & Ch.52

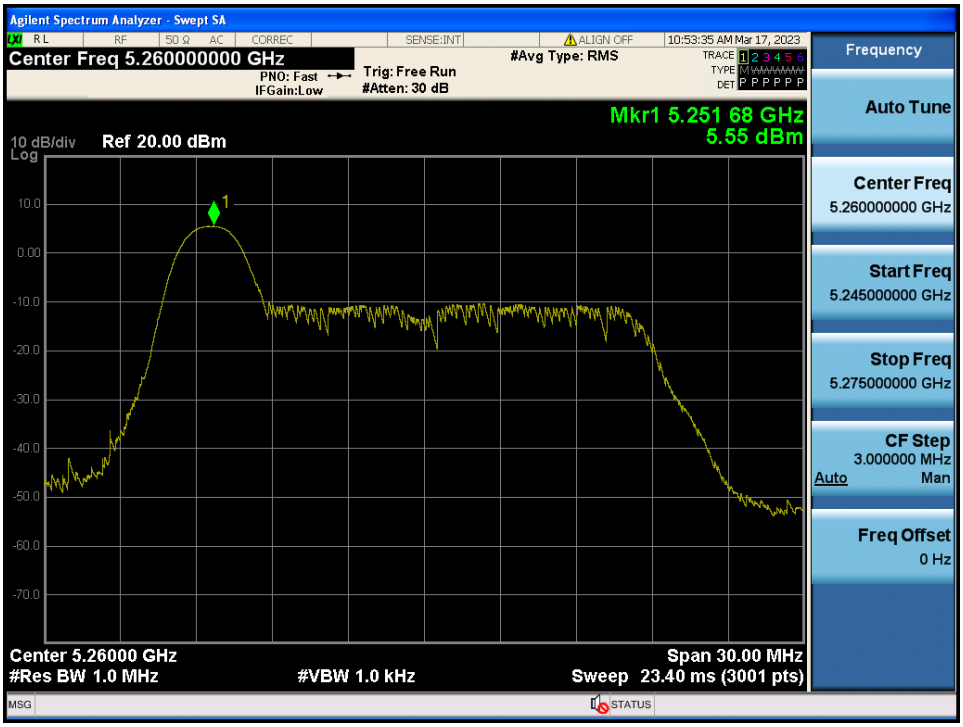


**Maximum Power Spectral Density** Test Mode: 802.11ax HE20 & ANT 1 & 26 Tone & 8 RU & Ch.60

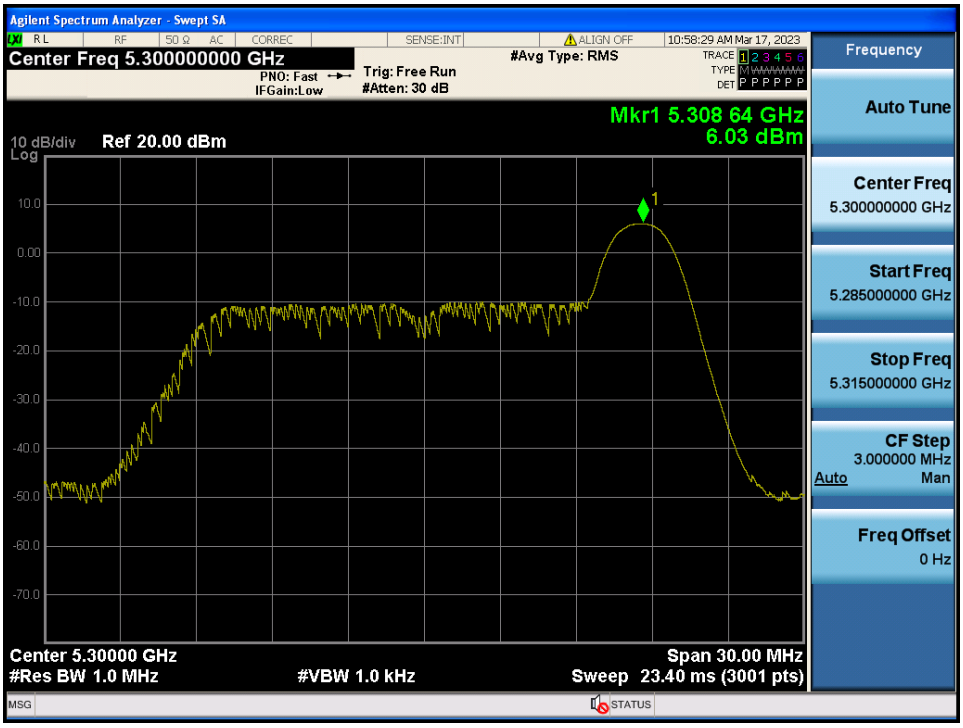

**Maximum Power Spectral Density** Test Mode: 802.11ax HE20 & ANT 1 & 26 Tone & 8 RU & Ch.64

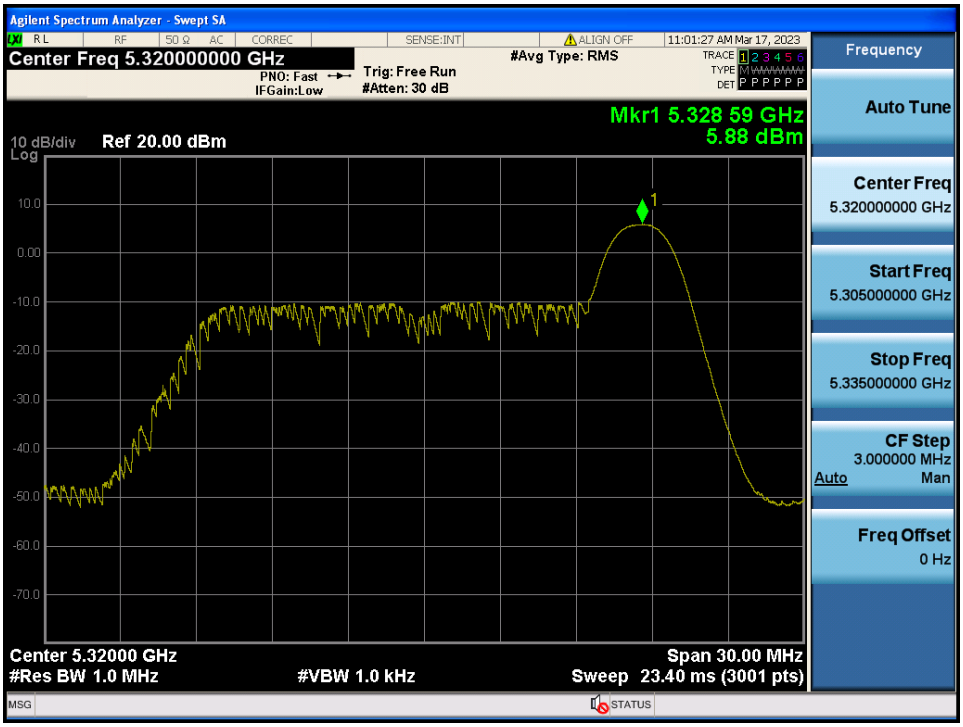

**Maximum Power Spectral Density** Test Mode: 802.11ax HE20 & ANT 1 & 26 Tone & 8 RU & Ch.100

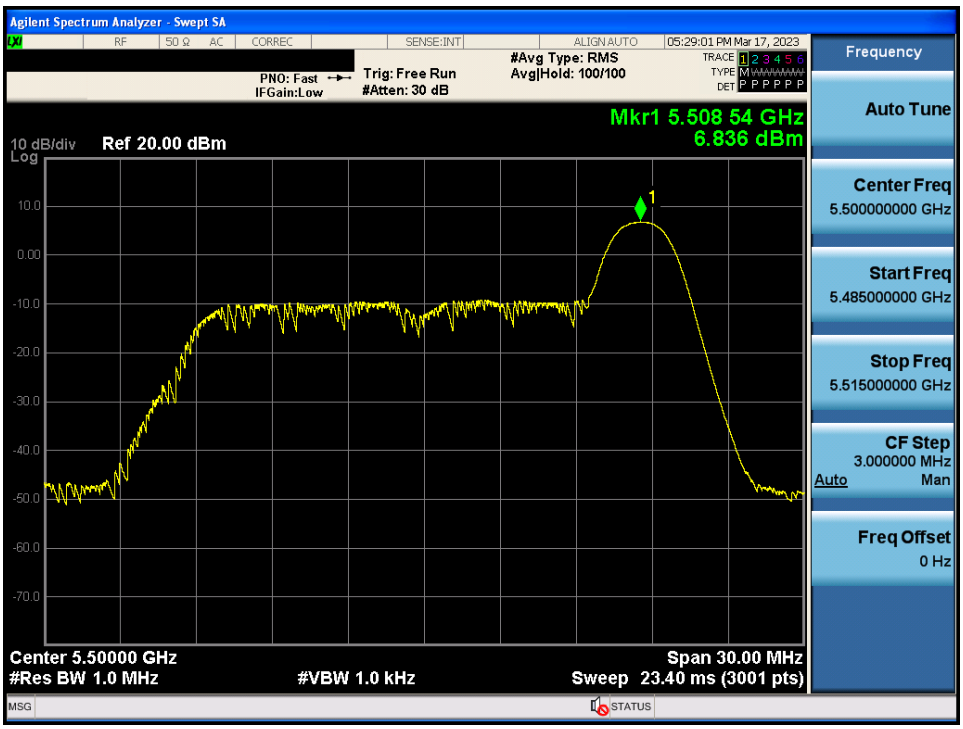


**Maximum Power Spectral Density** Test Mode: 802.11ax HE20 & ANT 1 & 26 Tone & 8 RU & Ch.116

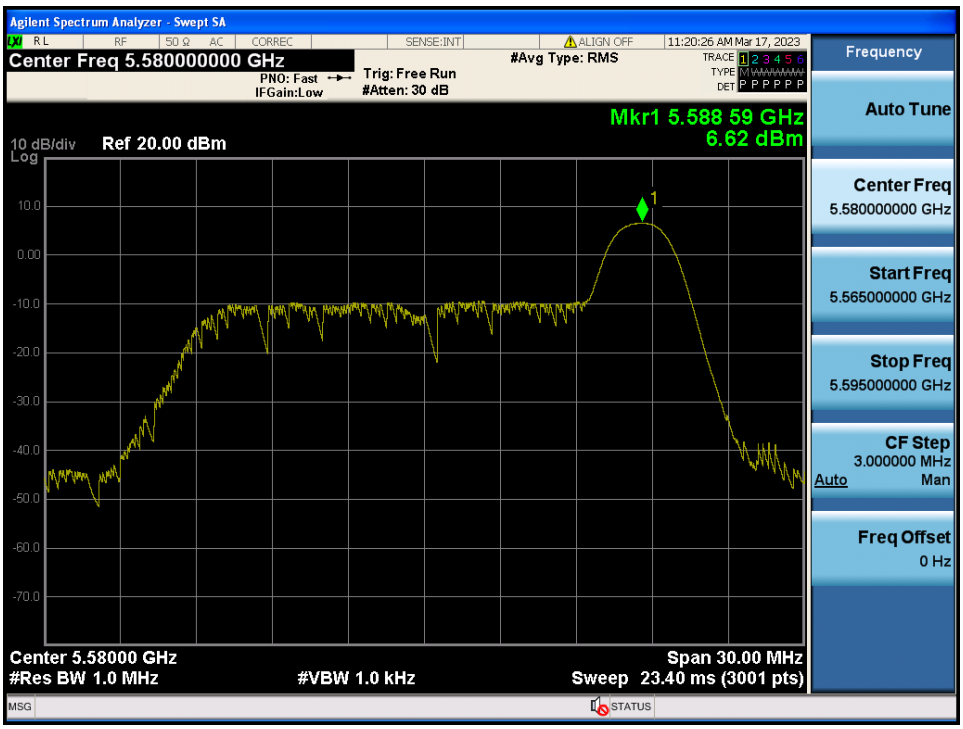

**Maximum Power Spectral Density** Test Mode: 802.11ax HE20 & ANT 1 & 26 Tone & 8 RU & Ch.144

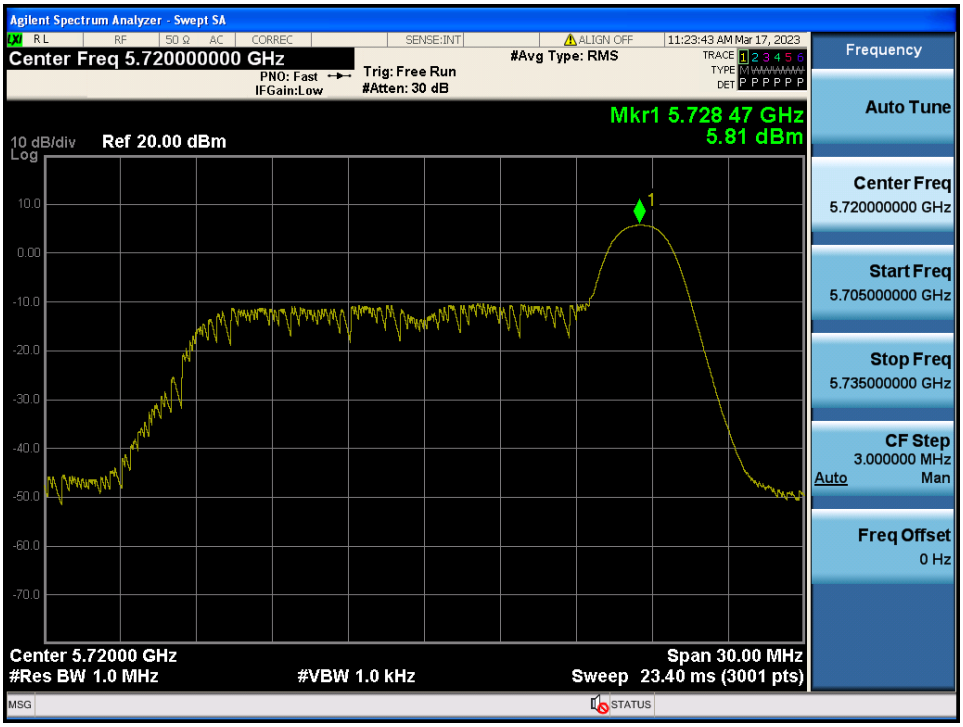

**Maximum Power Spectral Density** Test Mode: 802.11ax HE20 & ANT 1 & 26 Tone & 8 RU & Ch.149

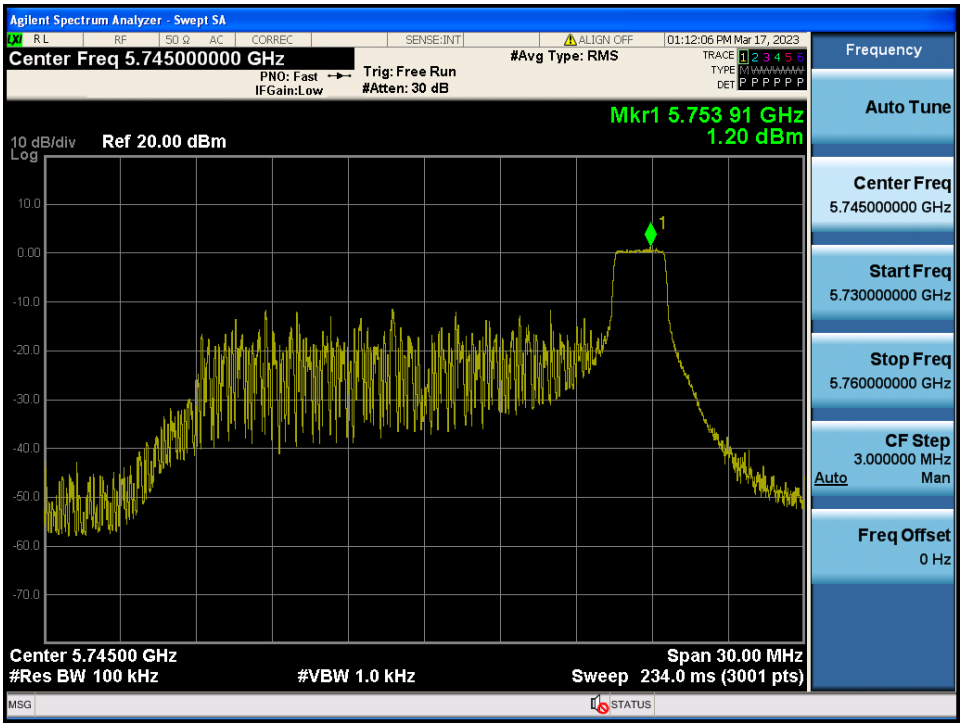


**Maximum Power Spectral Density** Test Mode: 802.11ax HE20 & ANT 1 & 26 Tone & 4 RU & Ch.157

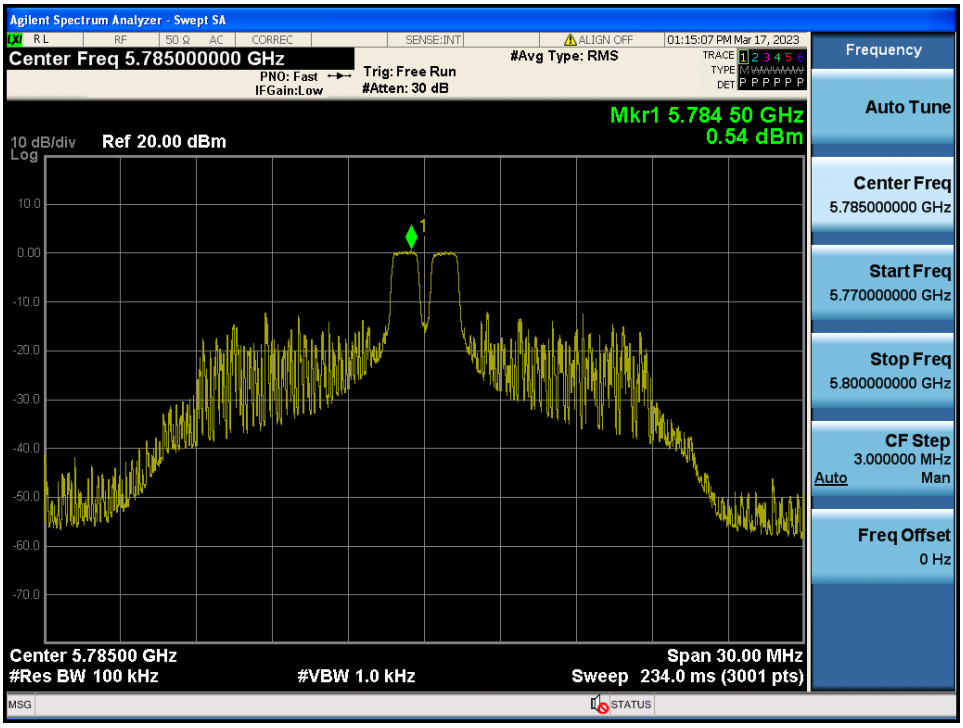

**Maximum Power Spectral Density** Test Mode: 802.11ax HE20 & ANT 1 & 26 Tone & 8 RU & Ch.165

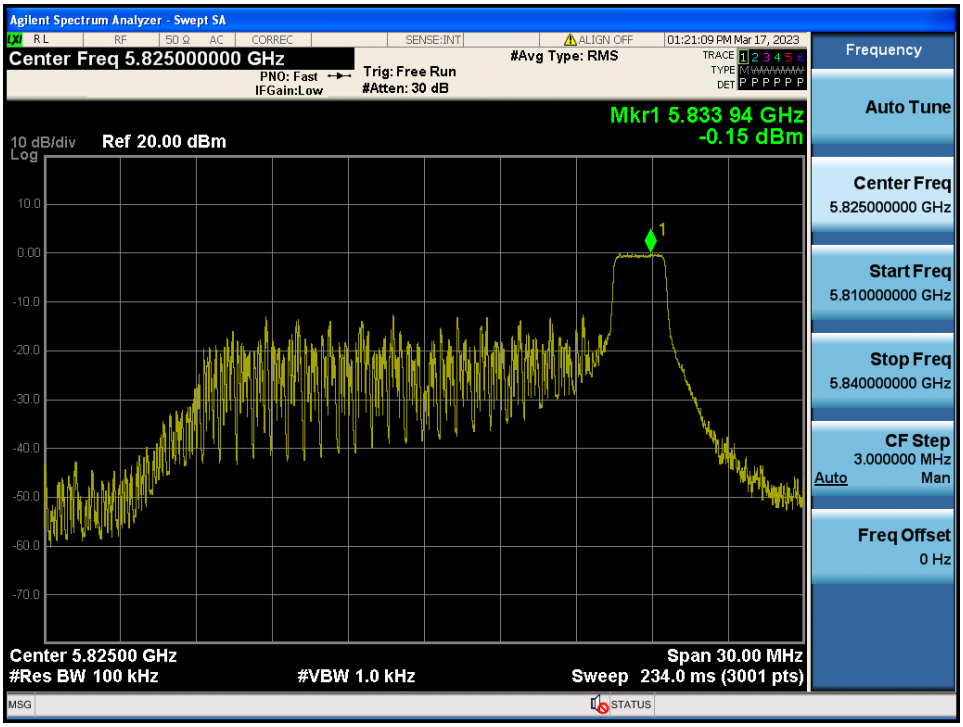

## Maximum Power Spectral Density

Test Mode: 802.11ax HE40 & ANT 1 & 26 Tone & 8 RU & Ch.38

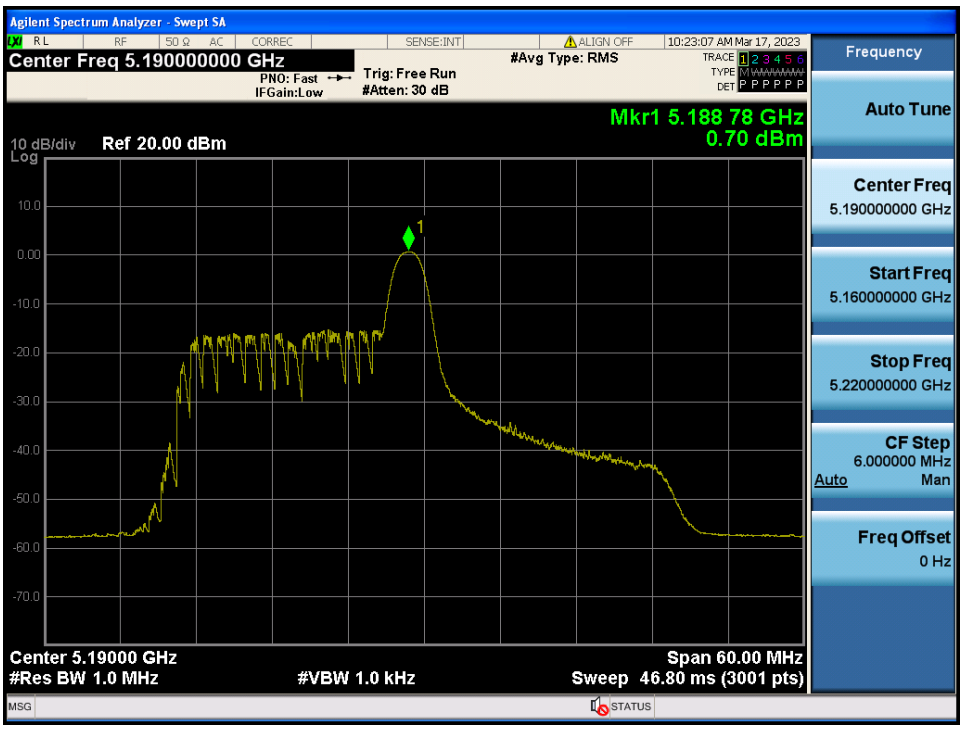


## Maximum Power Spectral Density

Test Mode: 802.11ax HE40 & ANT 1 & 26 Tone & 8 RU & Ch.46

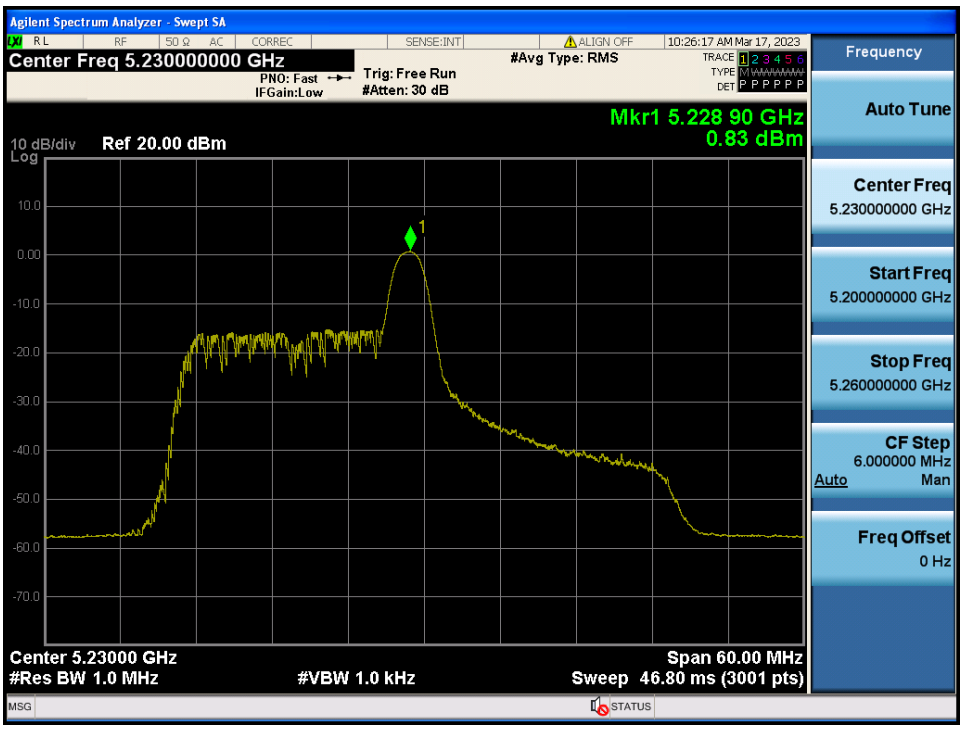

## Maximum Power Spectral Density

Test Mode: 802.11ax HE40 & ANT 1 & 26 Tone & 8 RU & Ch.54

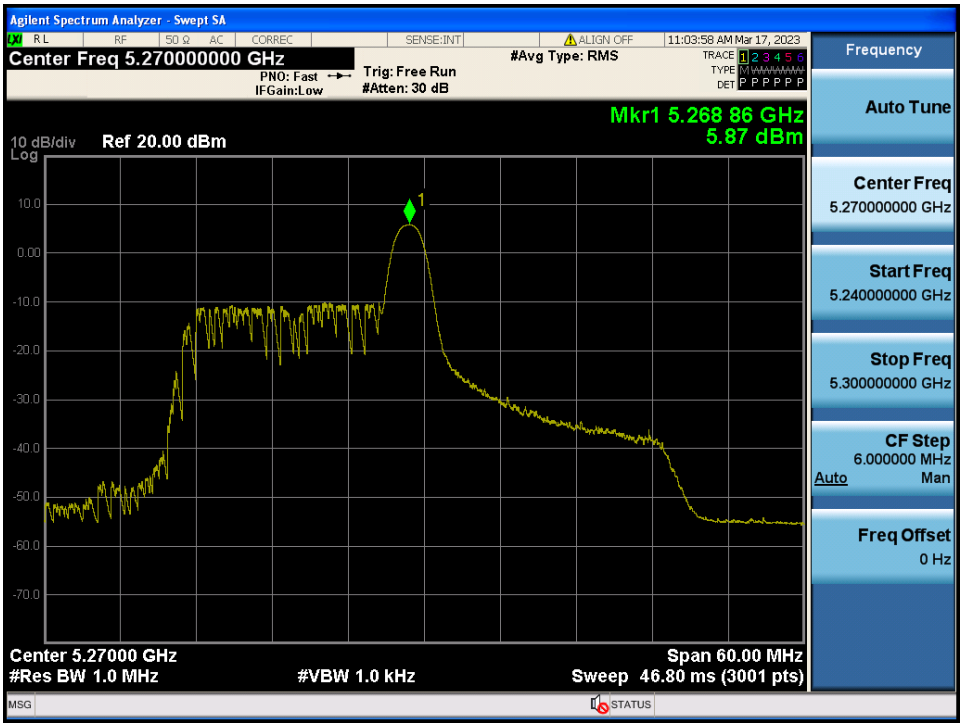


## Maximum Power Spectral Density

Test Mode: 802.11ax HE40 & ANT 1 & 26 Tone & 8 RU & Ch.62

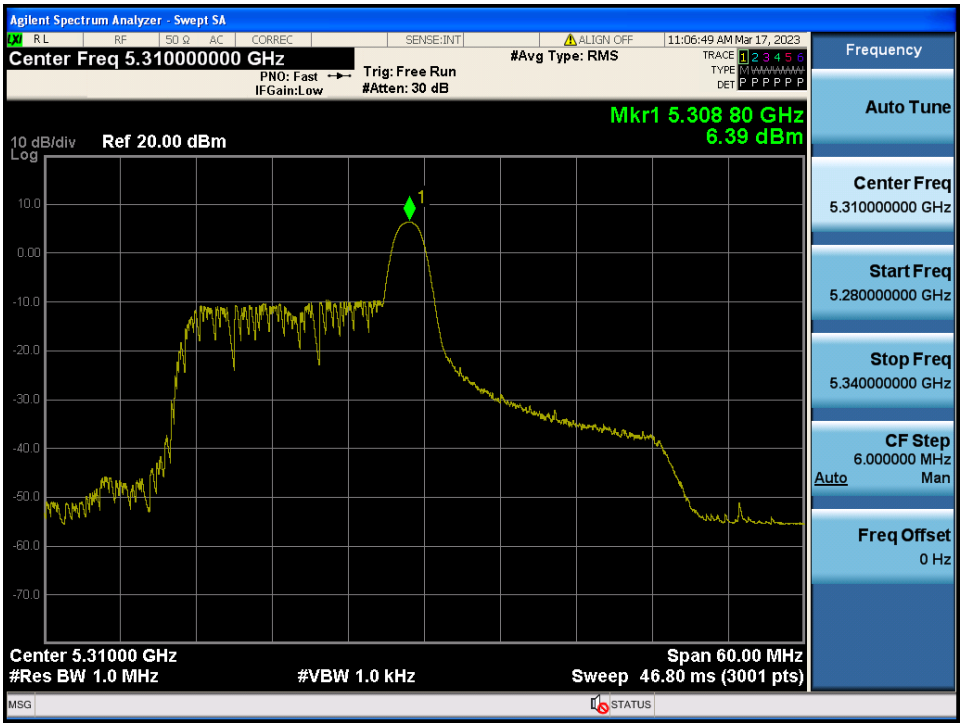

**Maximum Power Spectral Density** Test Mode: 802.11ax HE40 & ANT 1 & 26 Tone & 8 RU & Ch.102

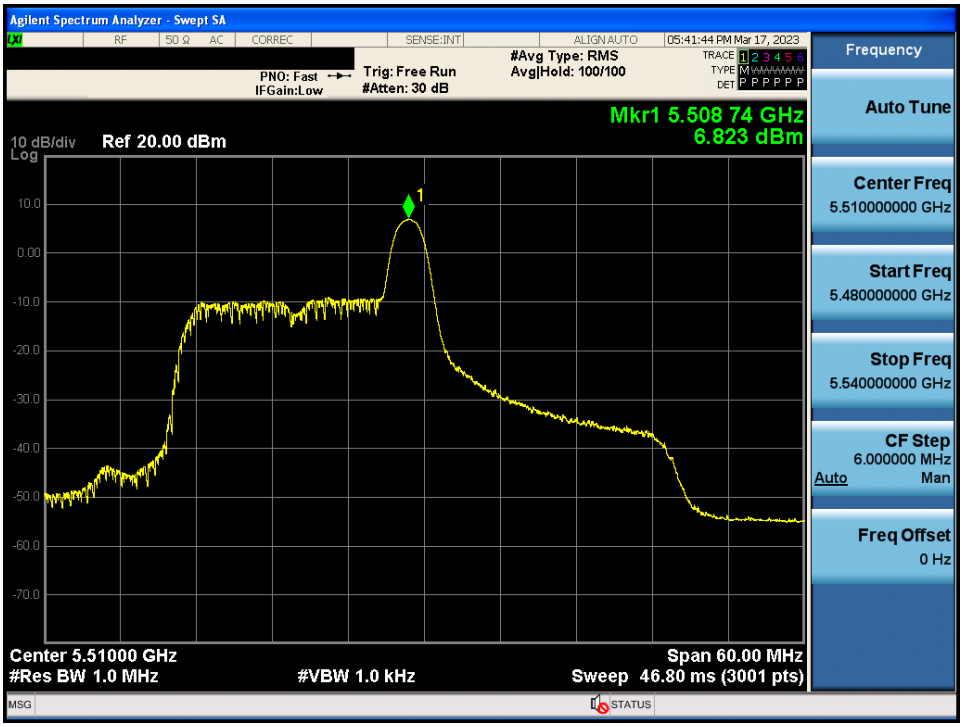


**Maximum Power Spectral Density** Test Mode: 802.11ax HE40 & ANT 1 & 26 Tone & 8 RU & Ch.110

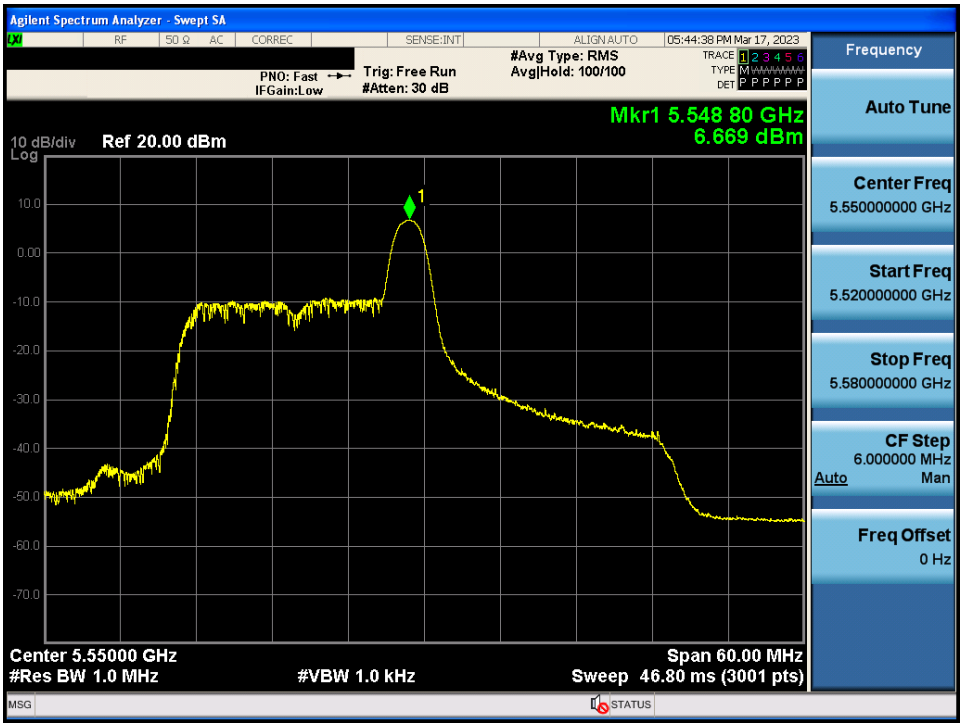

## Maximum Power Spectral Density

Test Mode: 802.11ax HE40 & ANT 1 & 26 Tone & 8 RU & Ch.142

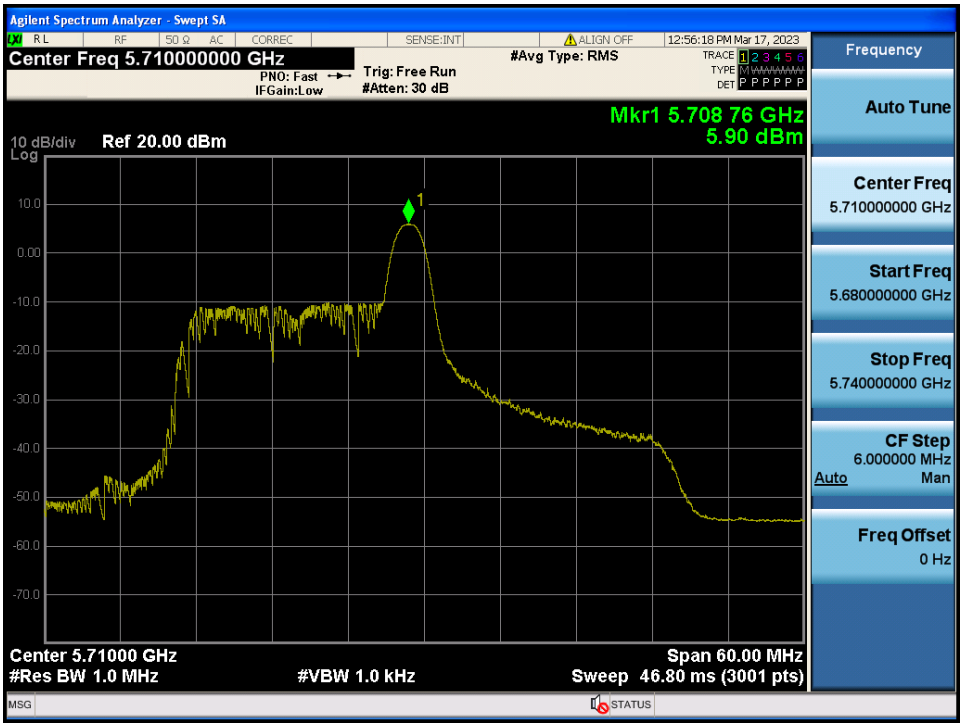

**Maximum Power Spectral Density** Test Mode: 802.11ax HE40 & ANT 1 & 26 Tone & 8 RU & Ch.151

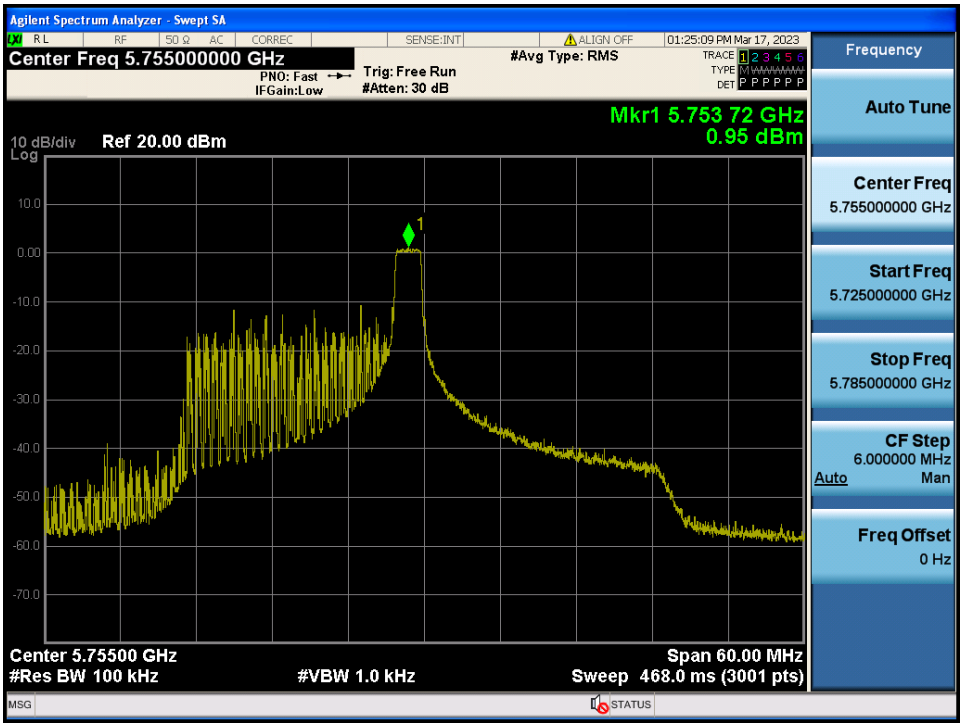


**Maximum Power Spectral Density** Test Mode: 802.11ax HE40 & ANT 1 & 26 Tone & 8 RU & Ch.159

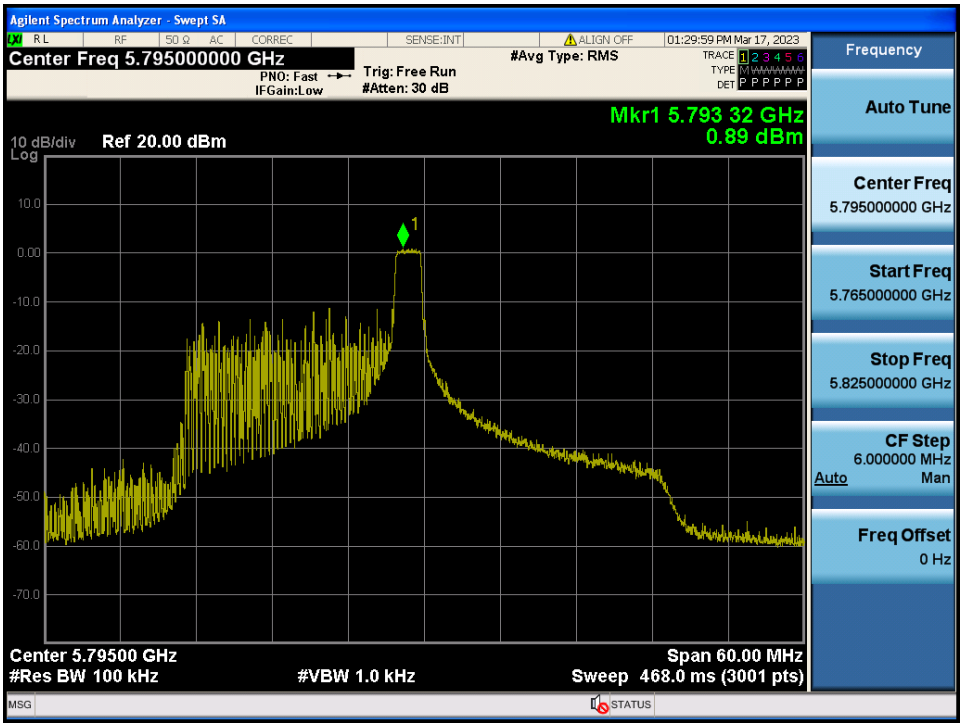

**Maximum Power Spectral Density** Test Mode: 802.11ax HE80 & ANT 1 & 26 Tone & 36 RU & Ch.42

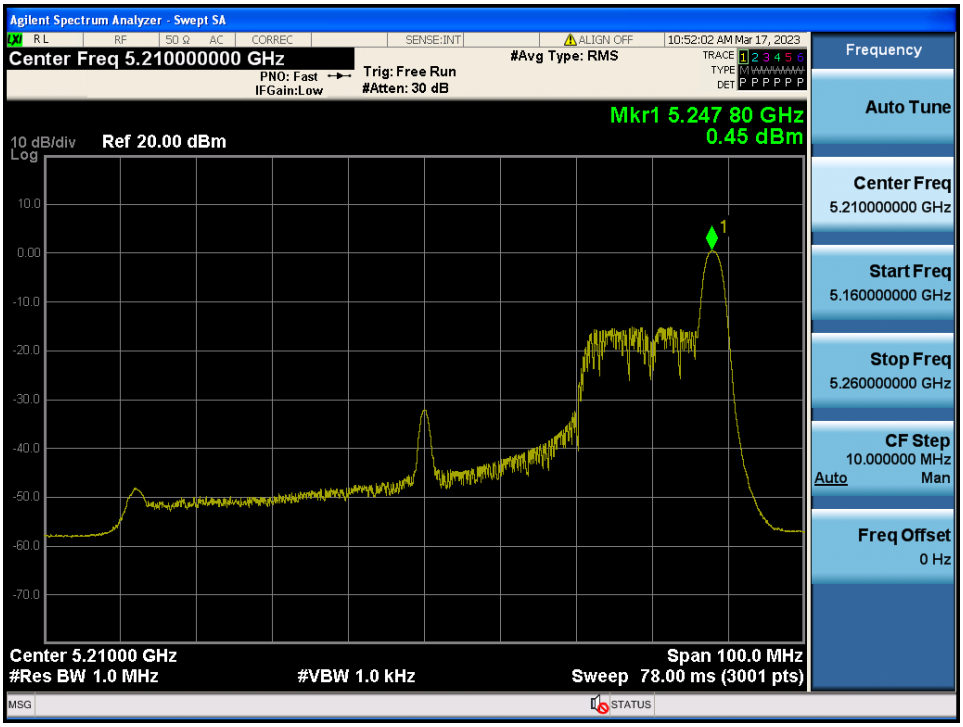

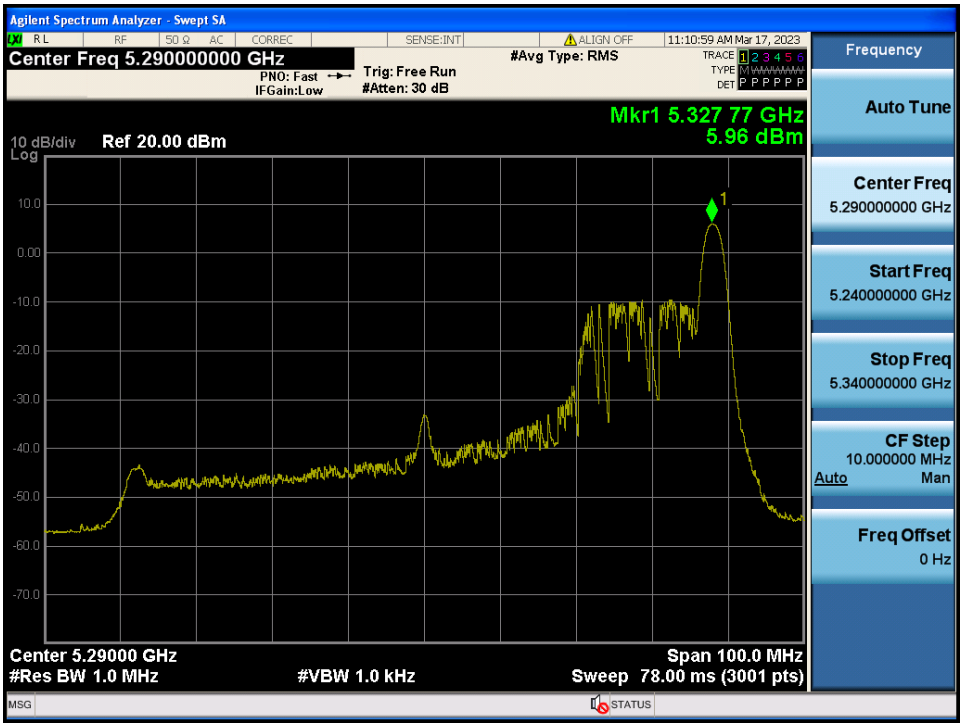
**Maximum Power Spectral Density** Test Mode: 802.11ax HE80 & ANT 1 & 26 Tone & 36 RU & Ch.58