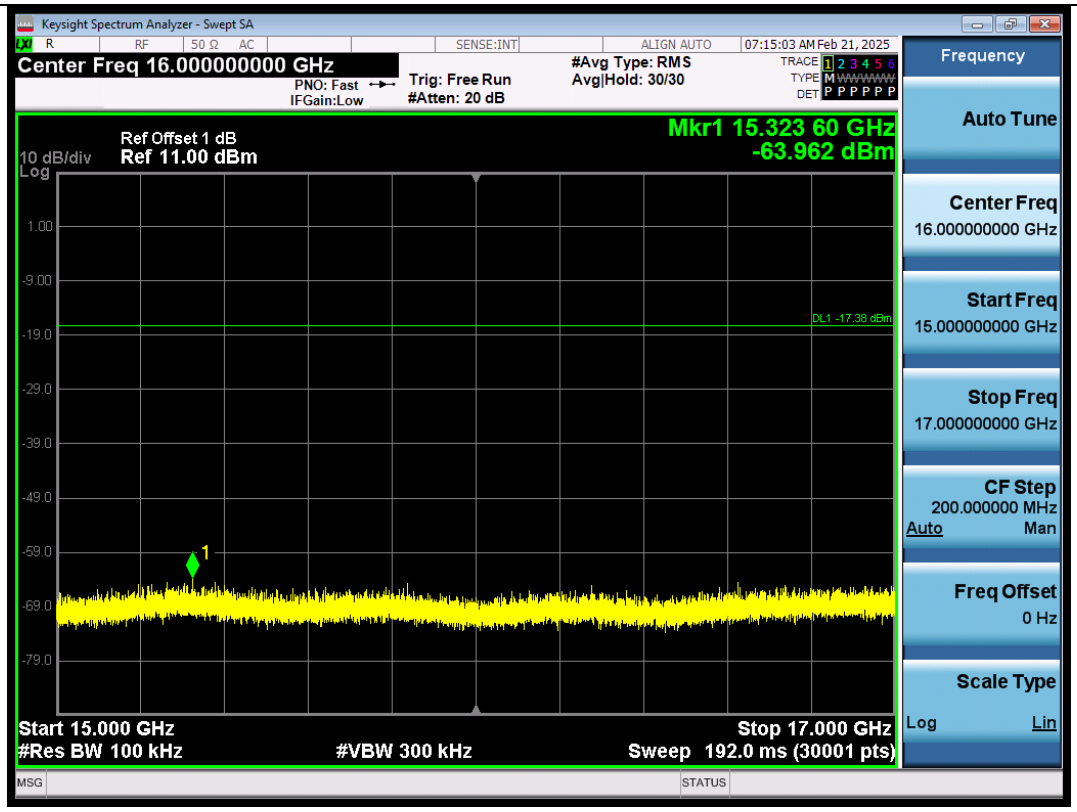

BLE_2M-Ant1-2440-15000~17000-PASS

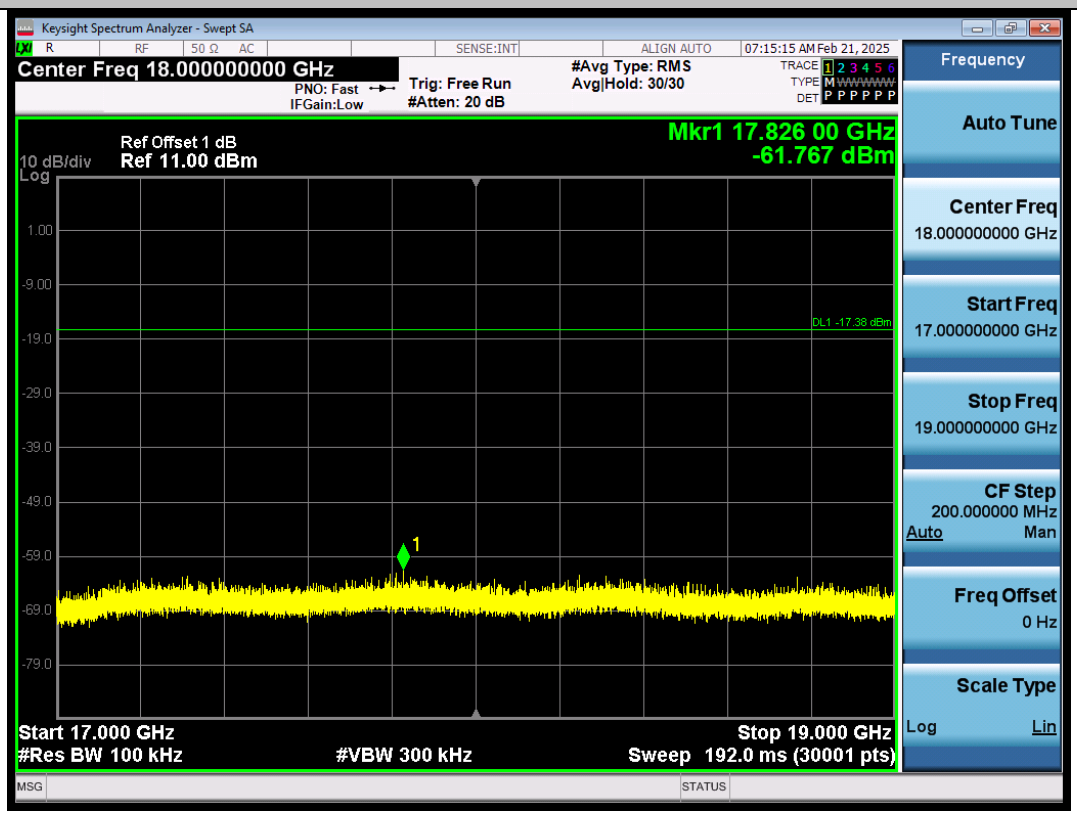

BLE_2M-Ant1-2440-17000~19000-PASS

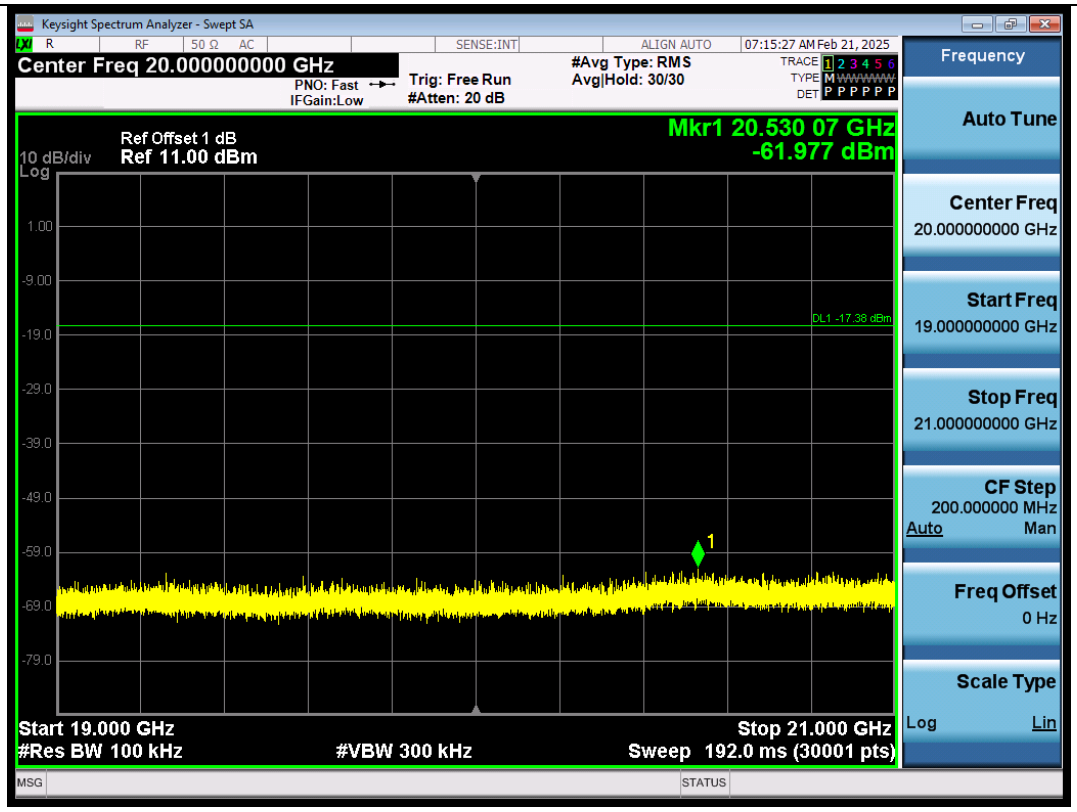

BLE_2M-Ant1-2440-19000~21000-PASS

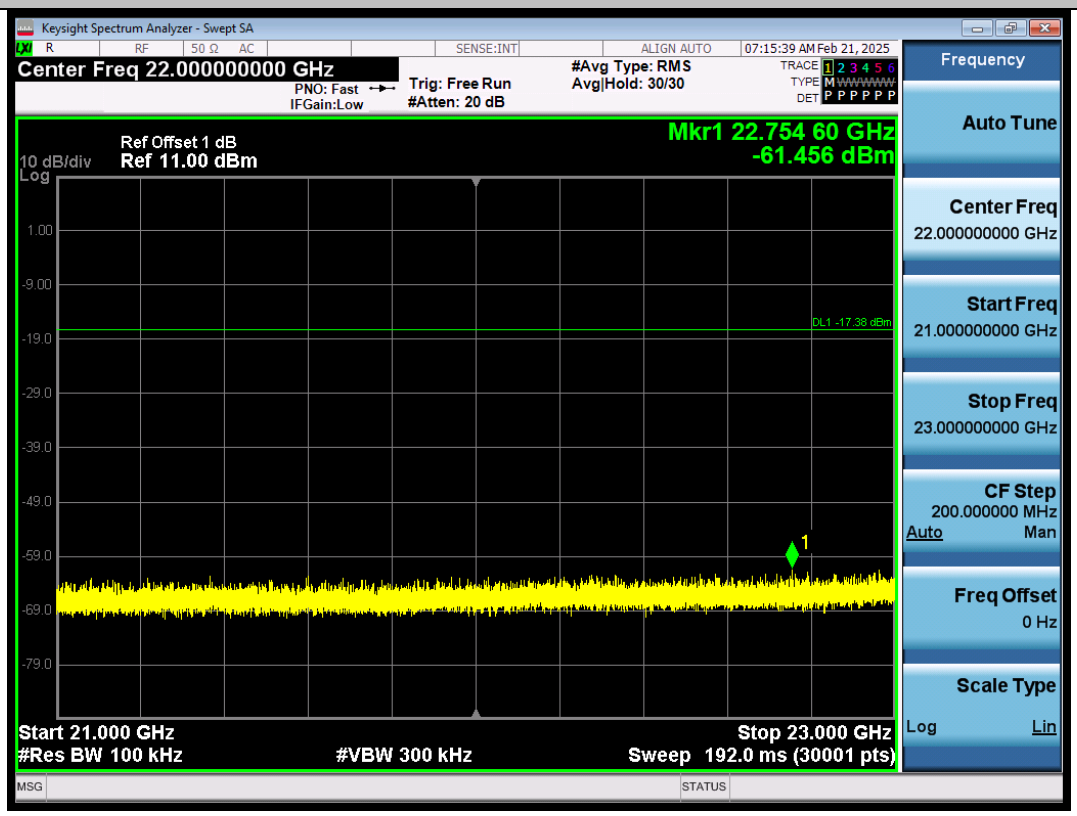

BLE_2M-Ant1-2440-21000~23000-PASS

BLE_2M-Ant1-2440-23000~25000-PASS

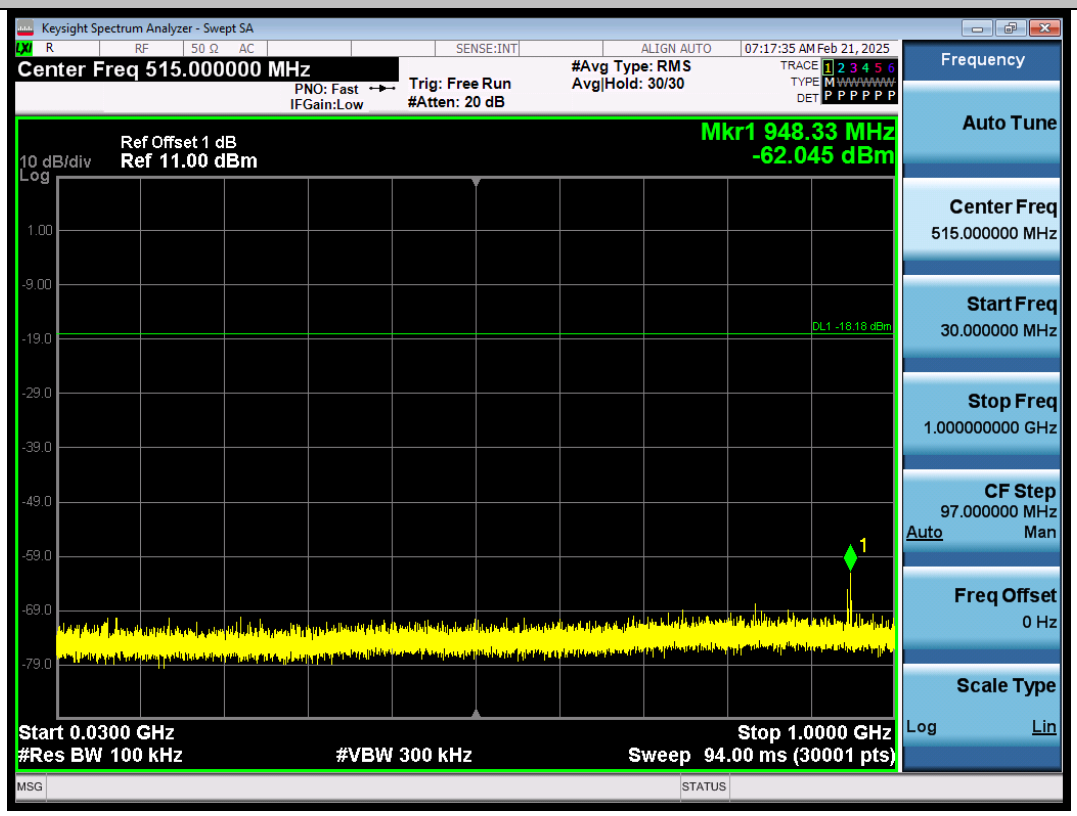

BLE_2M-Ant1-2478-30~1000-PASS

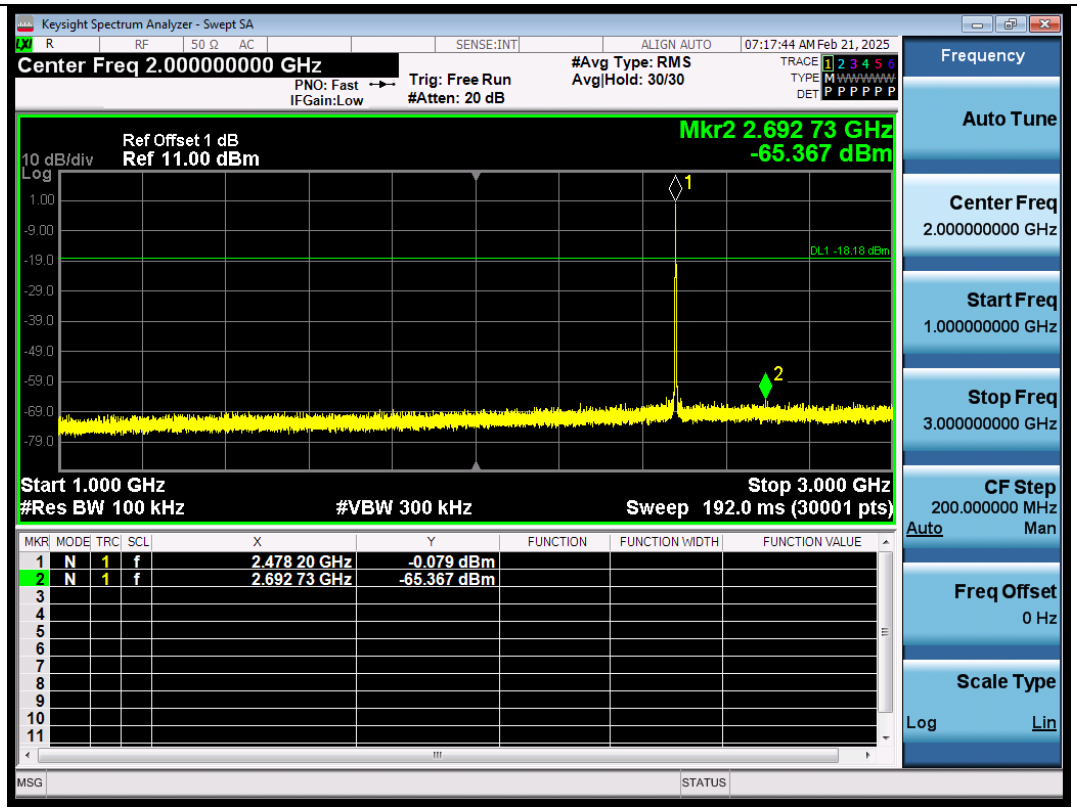

BLE_2M-Ant1-2478-1000~3000-PASS

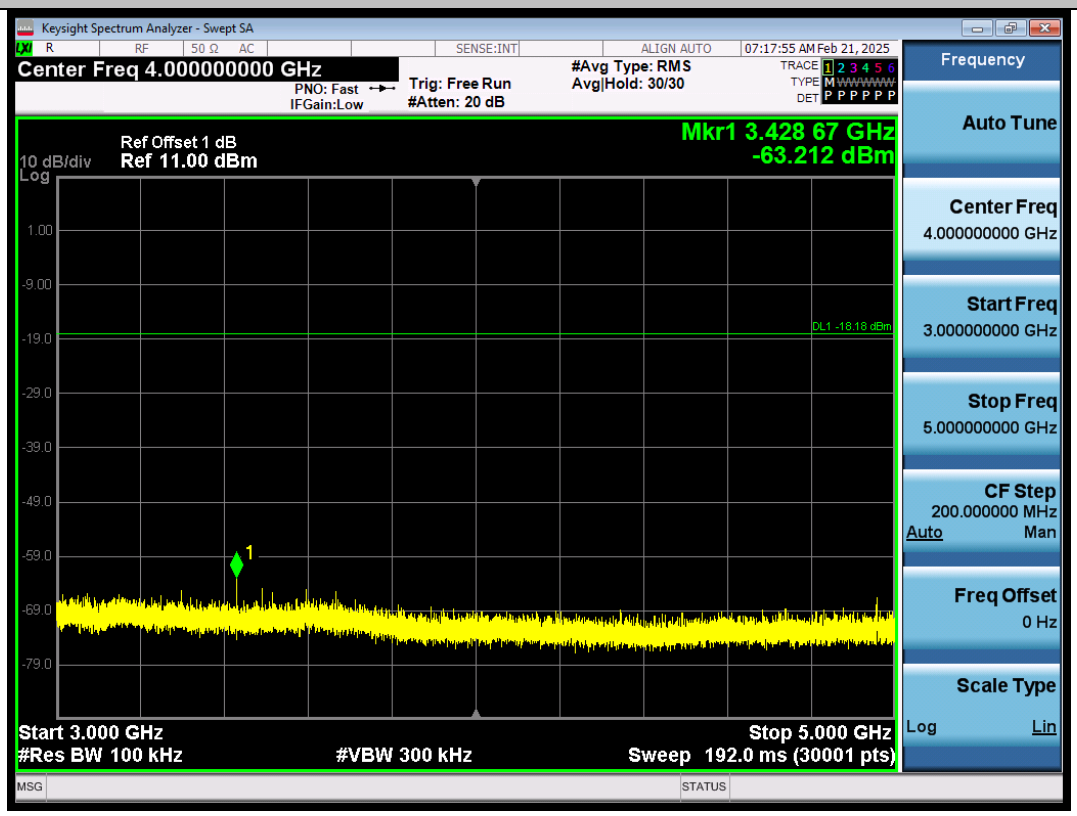

BLE_2M-Ant1-2478-3000~5000-PASS

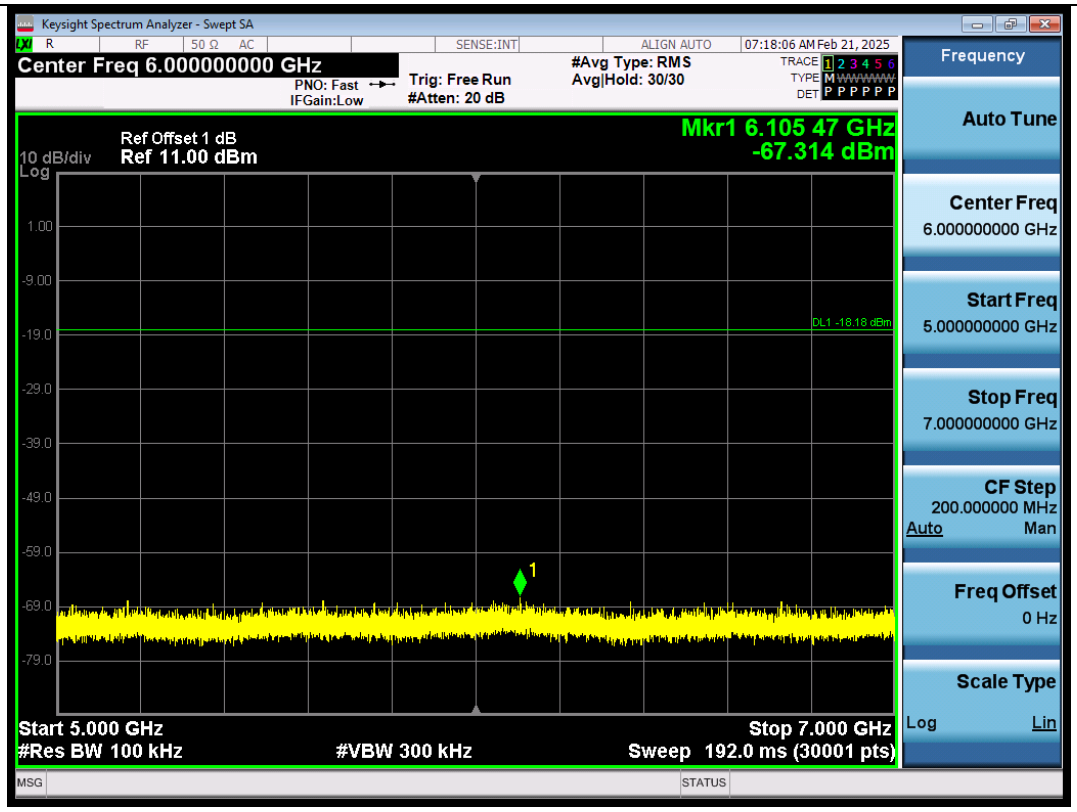

BLE_2M-Ant1-2478-5000~7000-PASS

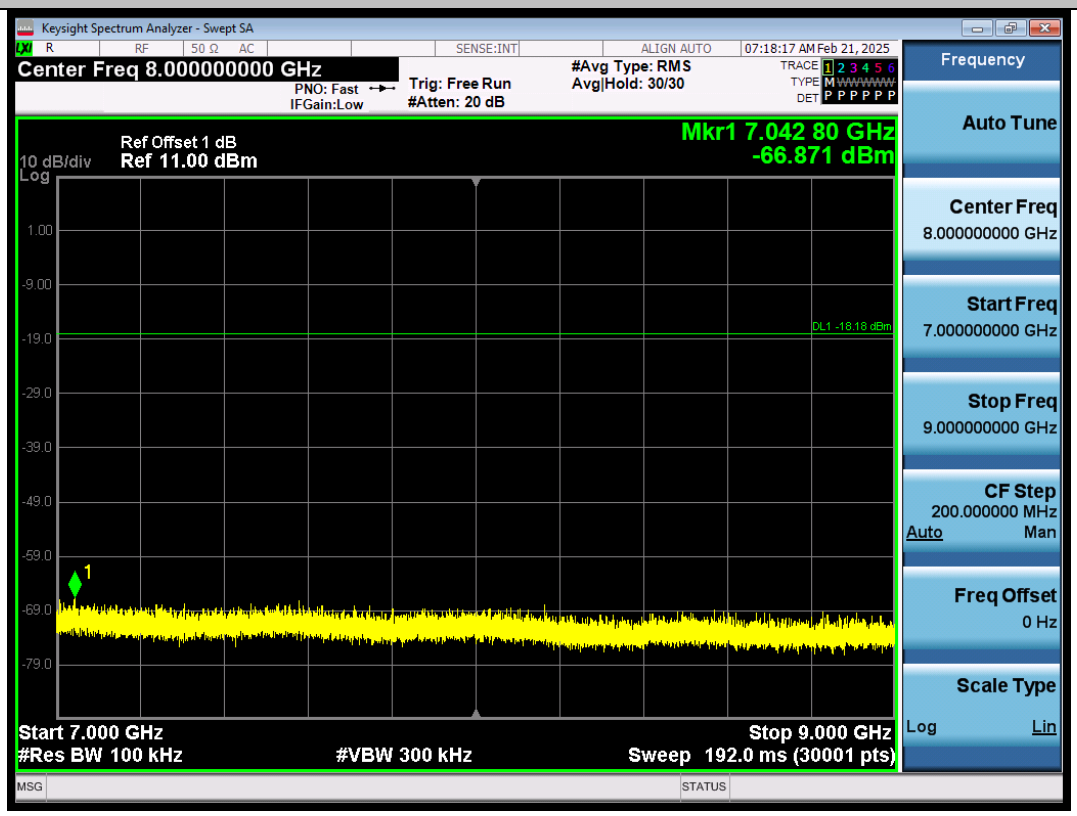

BLE_2M-Ant1-2478-7000~9000-PASS

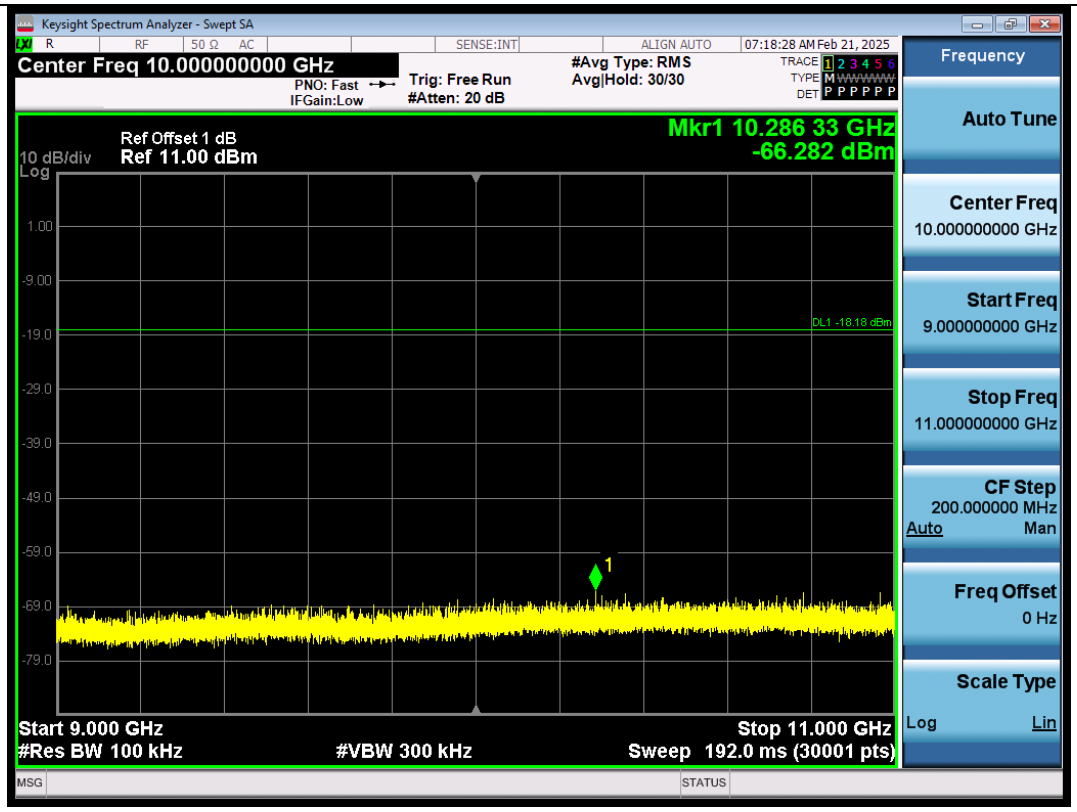

BLE_2M-Ant1-2478-9000~11000-PASS

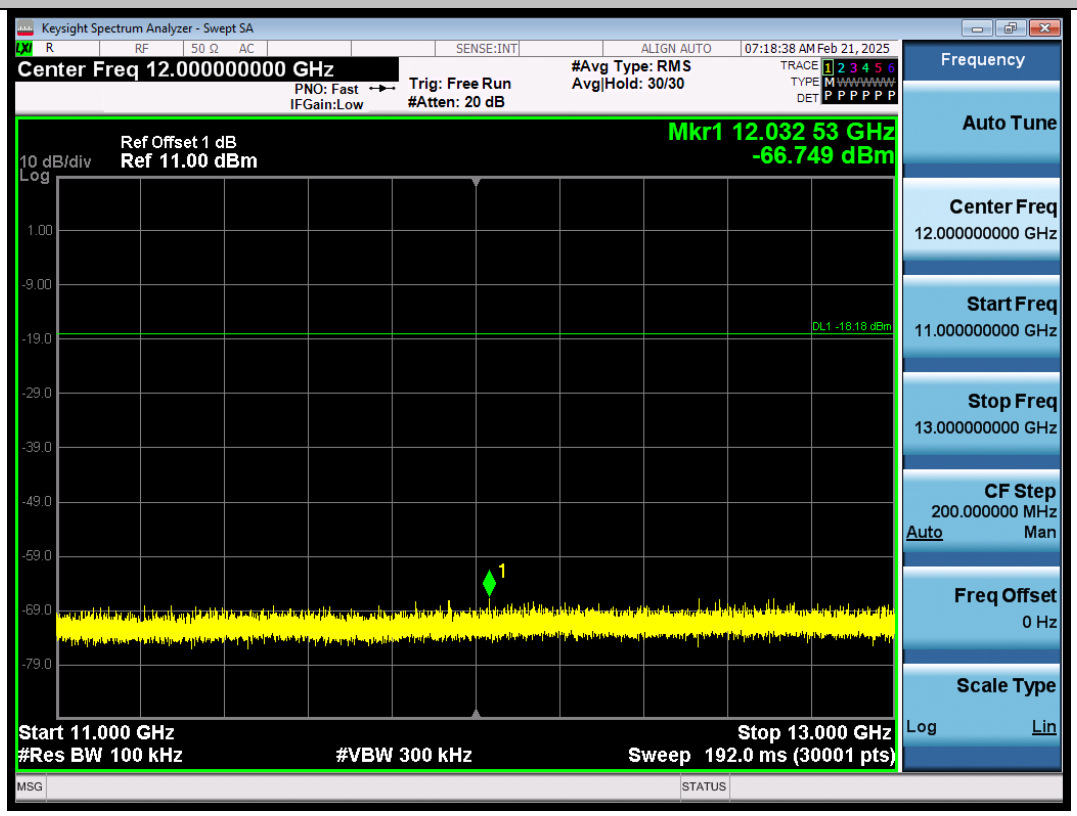

BLE_2M-Ant1-2478-11000~13000-PASS

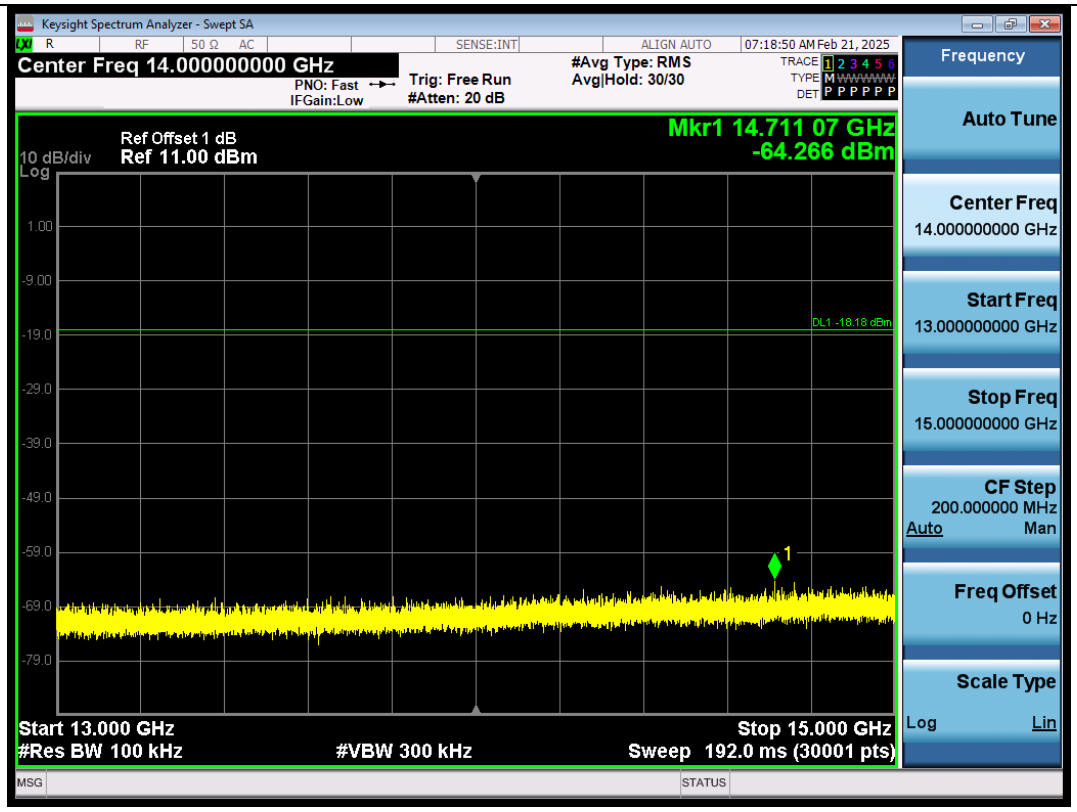

BLE_2M-Ant1-2478-13000~15000-PASS

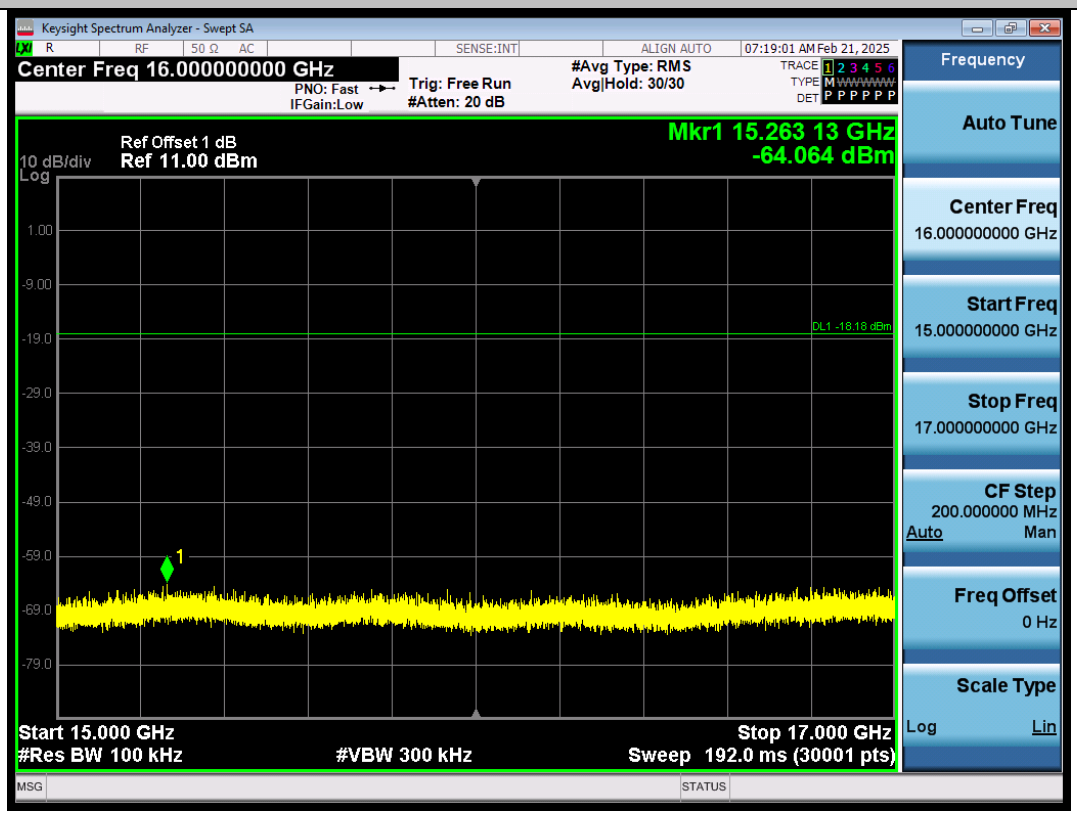

BLE_2M-Ant1-2478-15000~17000-PASS

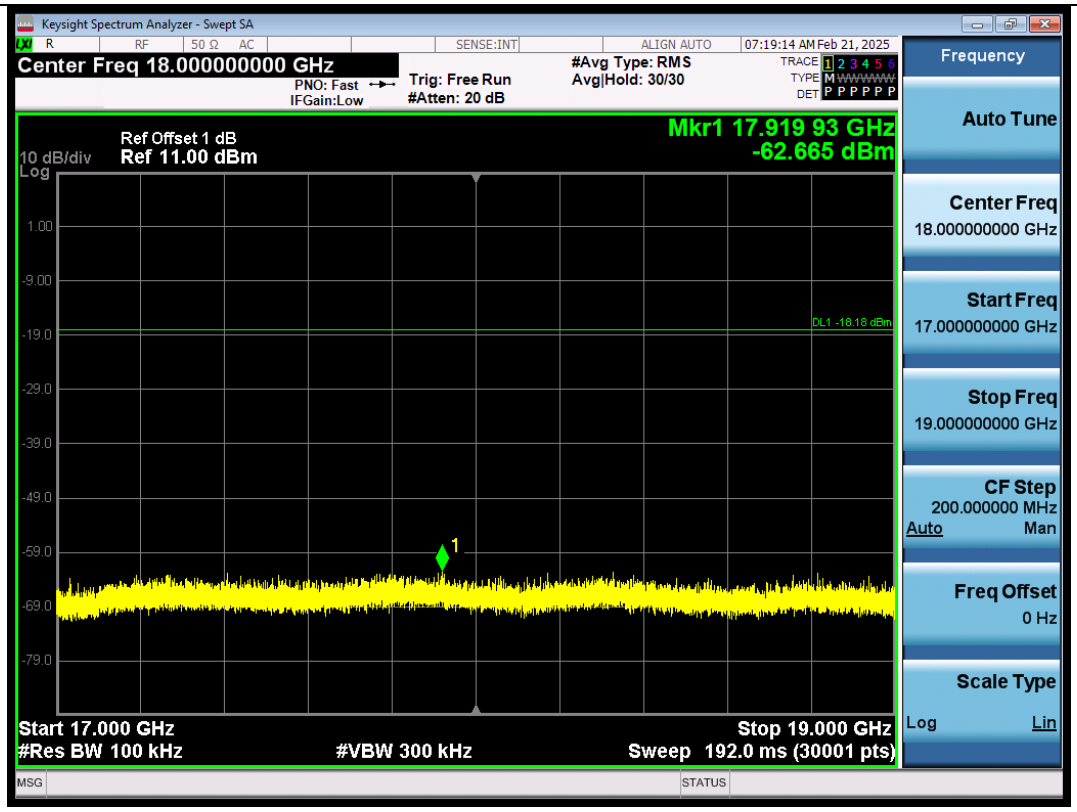

BLE_2M-Ant1-2478-17000~19000-PASS

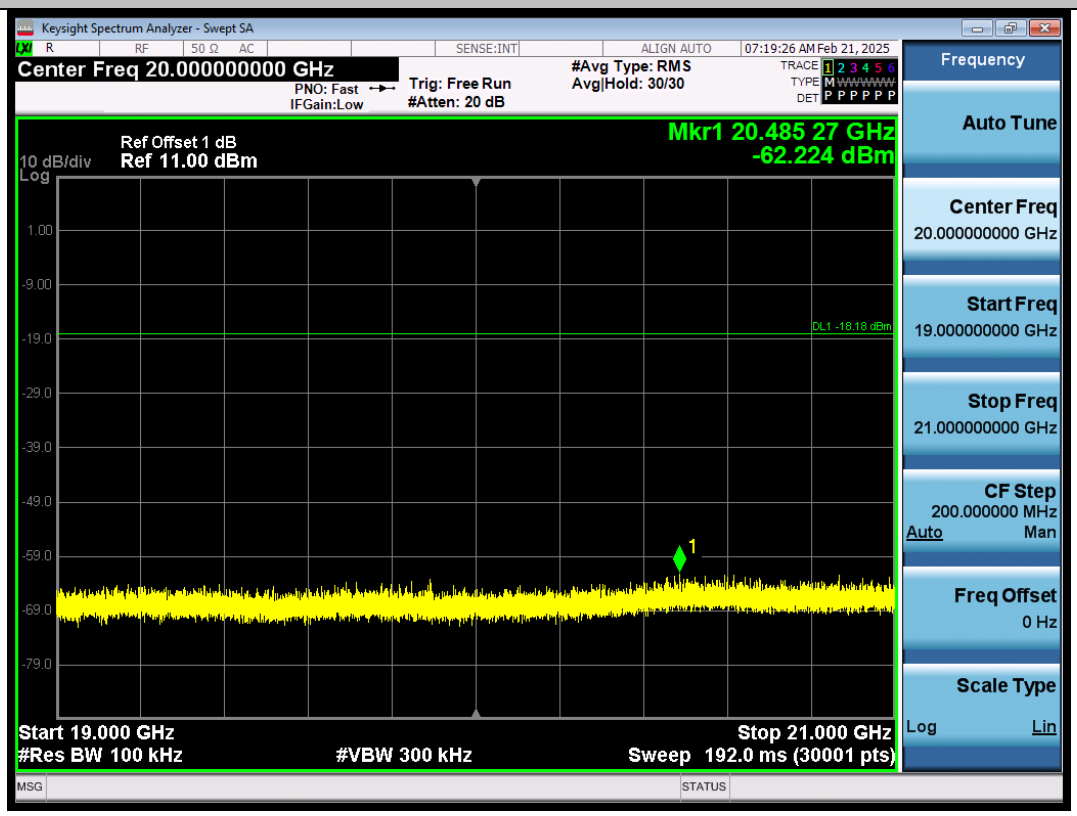

BLE_2M-Ant1-2478-19000~21000-PASS

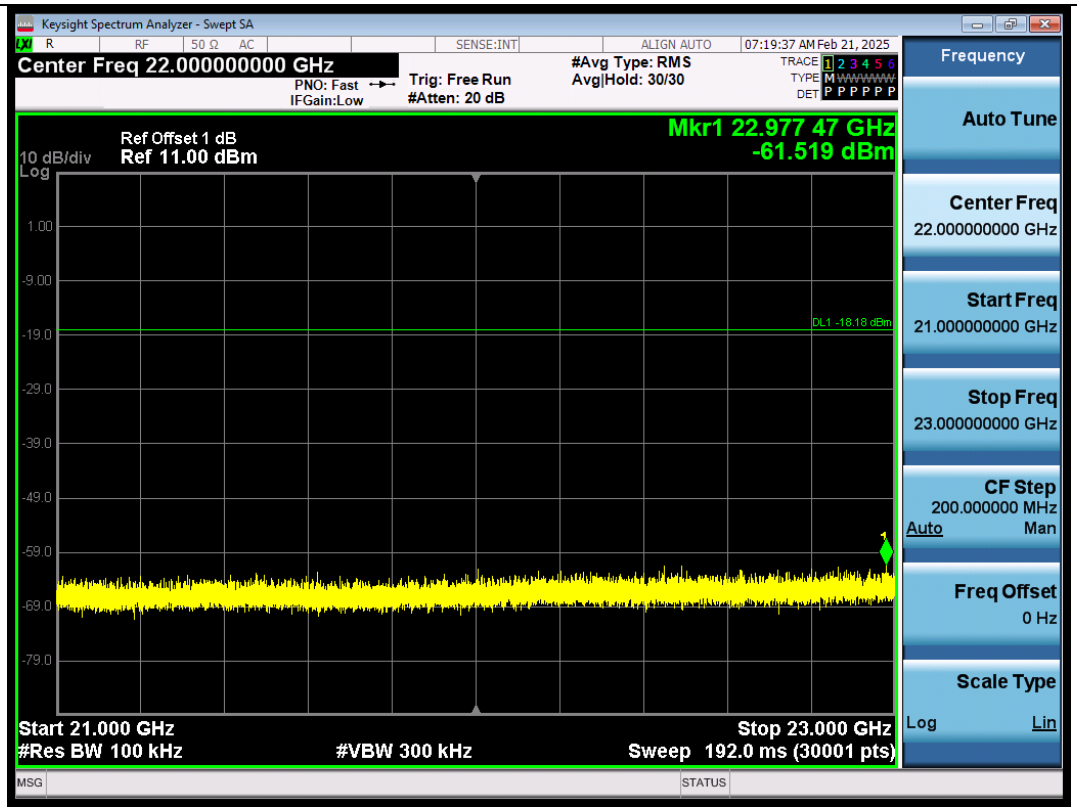

BLE_2M-Ant1-2478-21000~23000-PASS

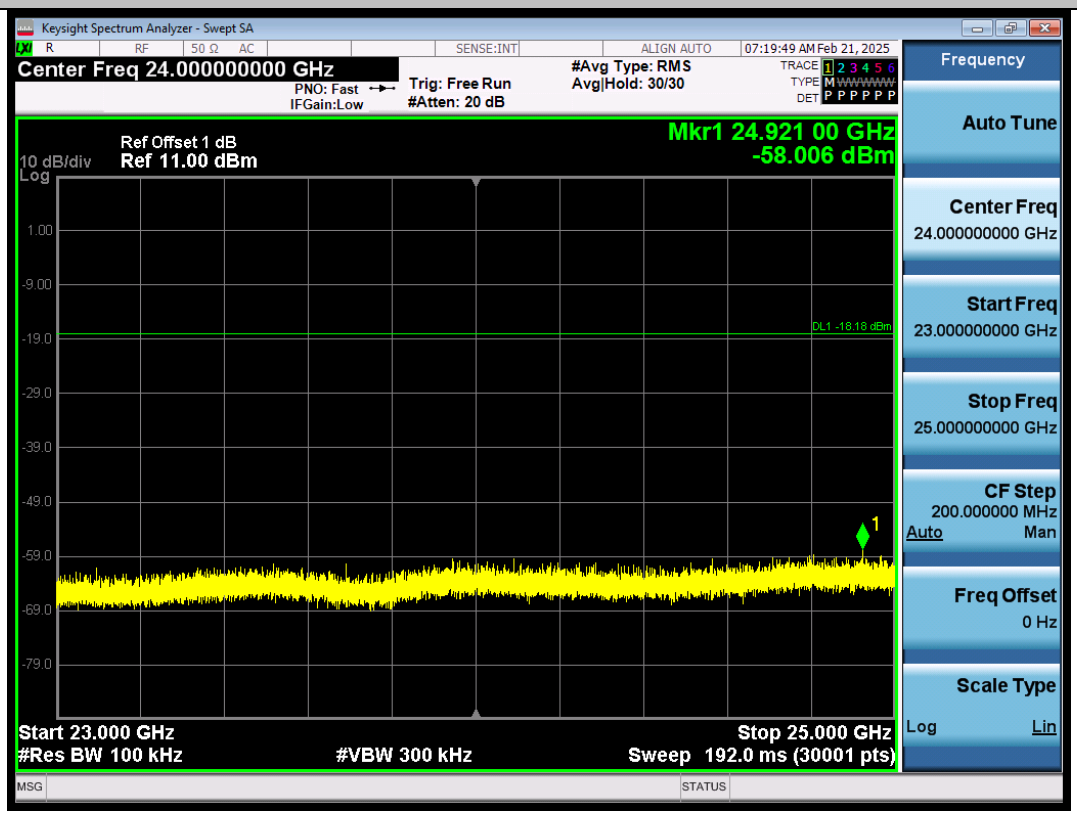

BLE_2M-Ant1-2478-23000~25000-PASS

Appendix F: Duty Cycle

TestMode	Antenna	Frequency[MHz]	ON Time [ms]	Period [ms]	Duty Cycle [%]	Duty Cycle Factor[dB]
BLE_1M	Ant1	2402	2.13	2.50	85.20	0.70
BLE_1M	Ant1	2440	2.12	2.50	84.80	0.72
BLE_1M	Ant1	2480	2.13	2.50	85.20	0.70
BLE_2M	Ant1	2404	1.07	1.88	56.91	2.45
BLE_2M	Ant1	2440	1.07	1.88	56.91	2.45
BLE_2M	Ant1	2478	1.07	1.88	56.91	2.45

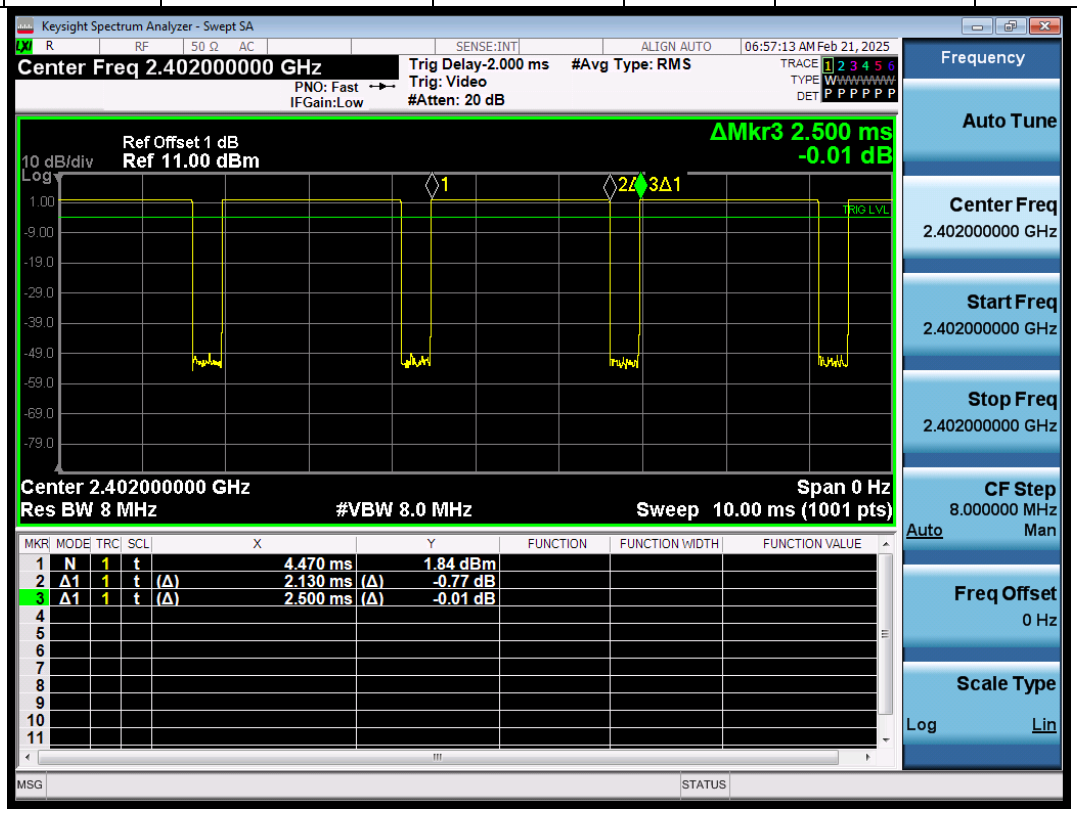

NTNV-BLE_1M-Ant1-2402

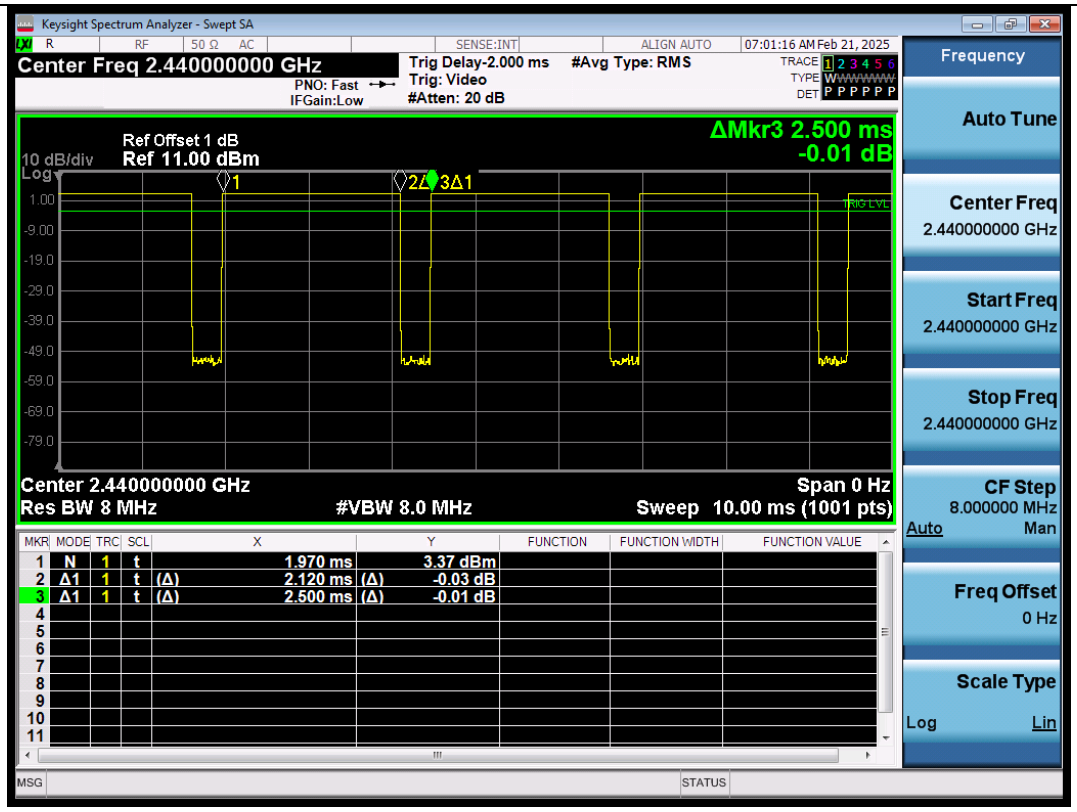

NTNV-BLE_1M-Ant1-2440

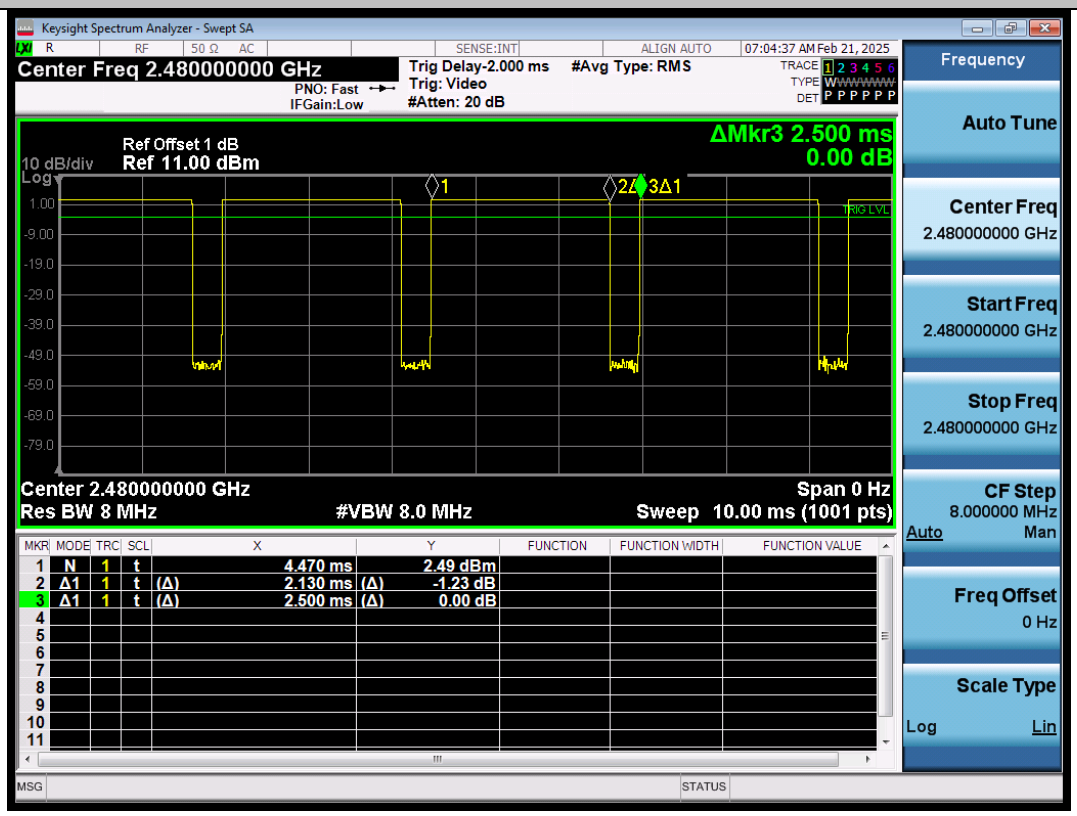

NTNV-BLE_1M-Ant1-2480

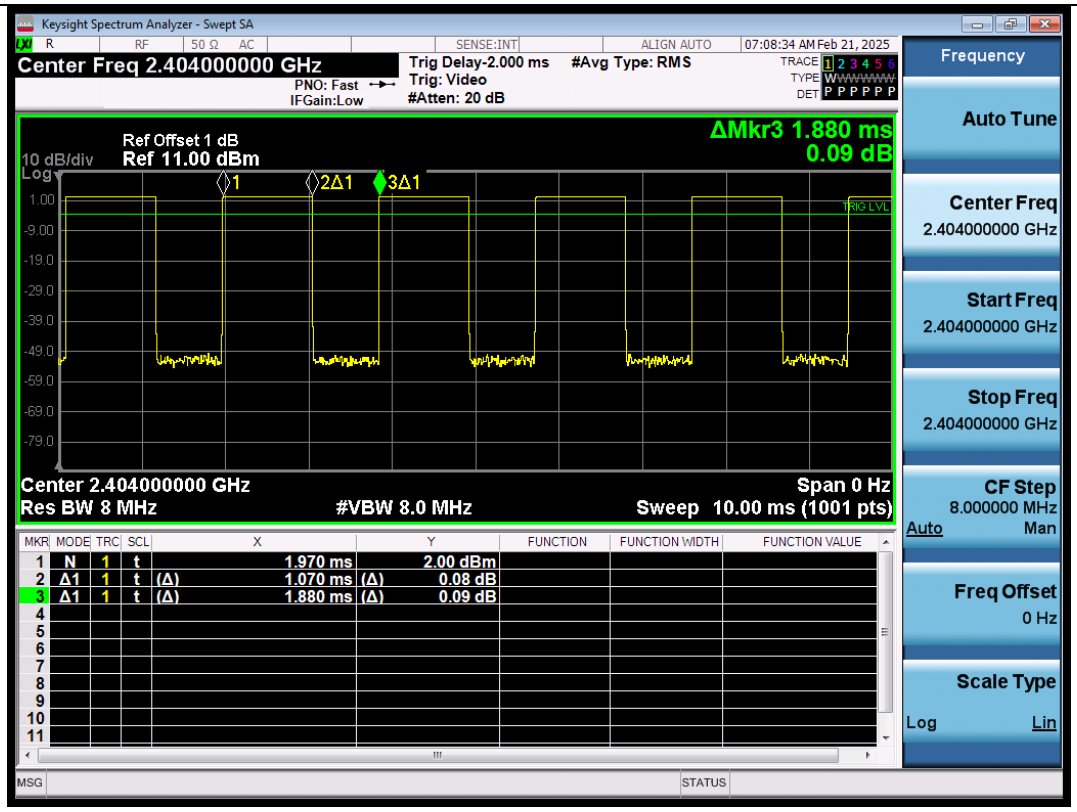

NTNV-BLE_2M-Ant1-2404

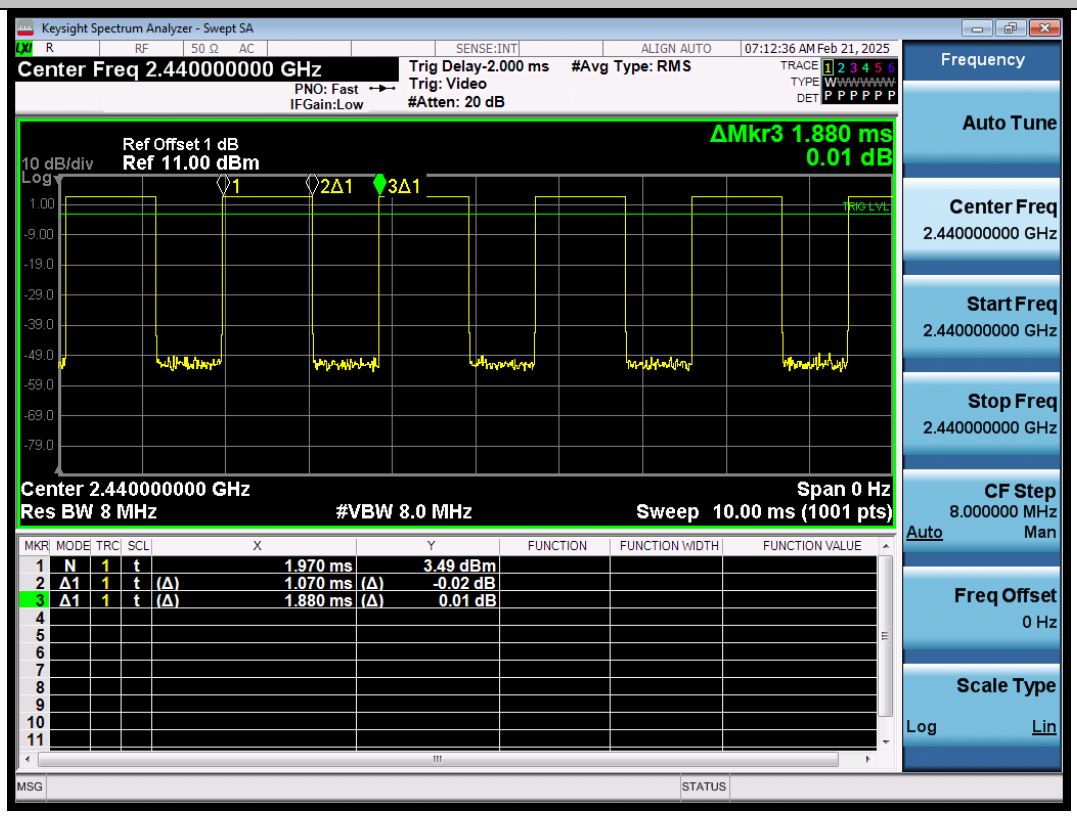

NTNV-BLE_2M-Ant1-2440

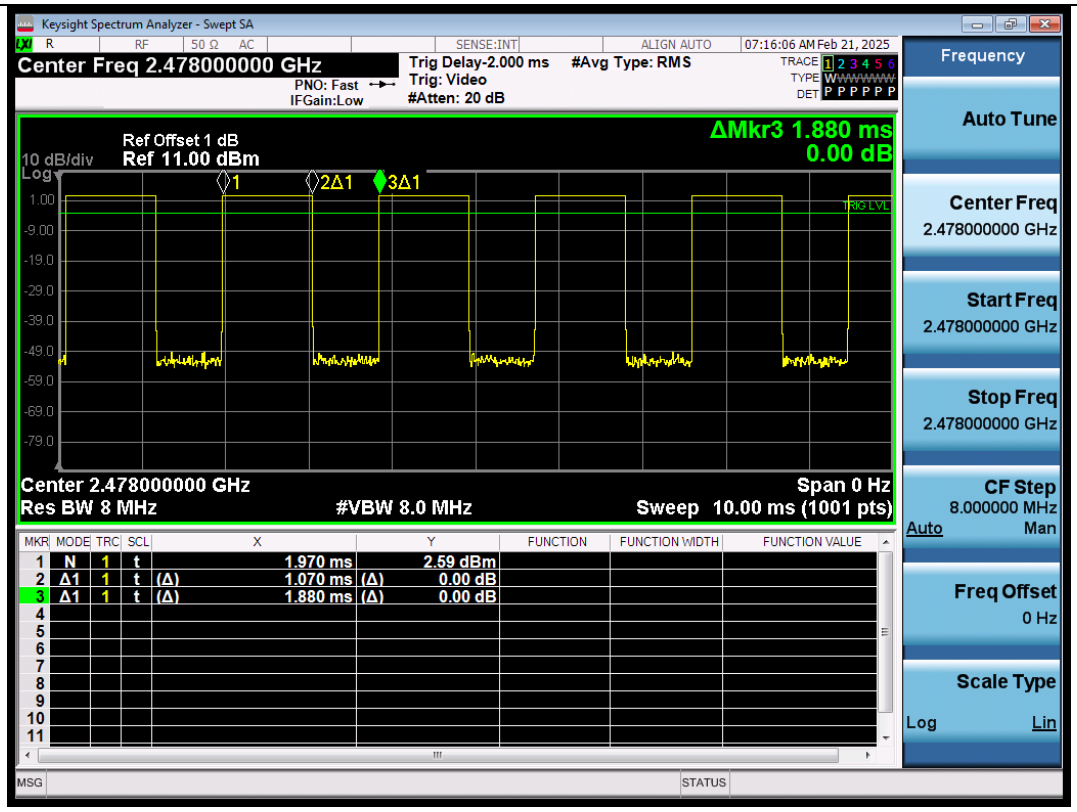

NTNV-BLE_2M-Ant1-2478

Appendix G: Emissions in Restricted Bands

Test Report

Project Information			
Profile:	24C0966R	EUT:	Mobile Computer
Mode:	Mode1:Transmit at 2402MHz by LE 1M	Voltage:	By Battery
Environment:	Temp: 25℃; Humi:60%	Enginee	Yu Liu
Test Standard:	FCC PART 15C		

Test Graph

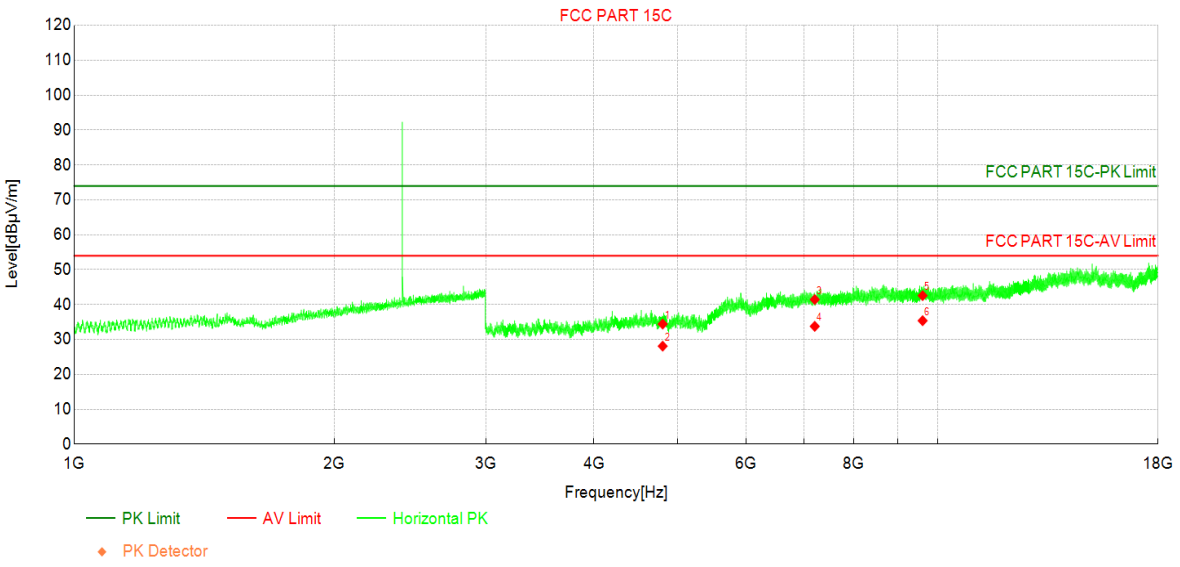

Suspected Data List

NO.	Frequency [MHz]	Reading [dBµV]	Level [dBµV/m]	Factor [dB/m]	Limit [dBµV/m]	Margin [dB]	Det	Pol	Verdict
1	4804.00	40.44	34.41	-6.03	74.00	39.59	PK	Horizo	PASS
2	4804.00	34.11	28.08	-6.03	54.00	25.92	AV	Horizo	PASS
3	7206.00	38.48	41.45	2.97	74.00	32.55	PK	Horizo	PASS
4	7206.00	30.79	33.76	2.97	54.00	20.24	AV	Horizo	PASS
5	9608.00	36.62	42.56	5.94	74.00	31.44	PK	Horizo	PASS
6	9608.00	29.44	35.38	5.94	54.00	18.62	AV	Horizo	PASS

Test Report

Project Information			
Profile:	24C0966R	EUT:	Mobile Computer
Mode:	Mode1:Transmit at 2402MHz by LE 1M	Voltage:	By Battery
Environment:	Temp: 25℃; Humi:60%	Enginee	Yu Liu
Test Standard:	FCC PART 15C		

Test Graph

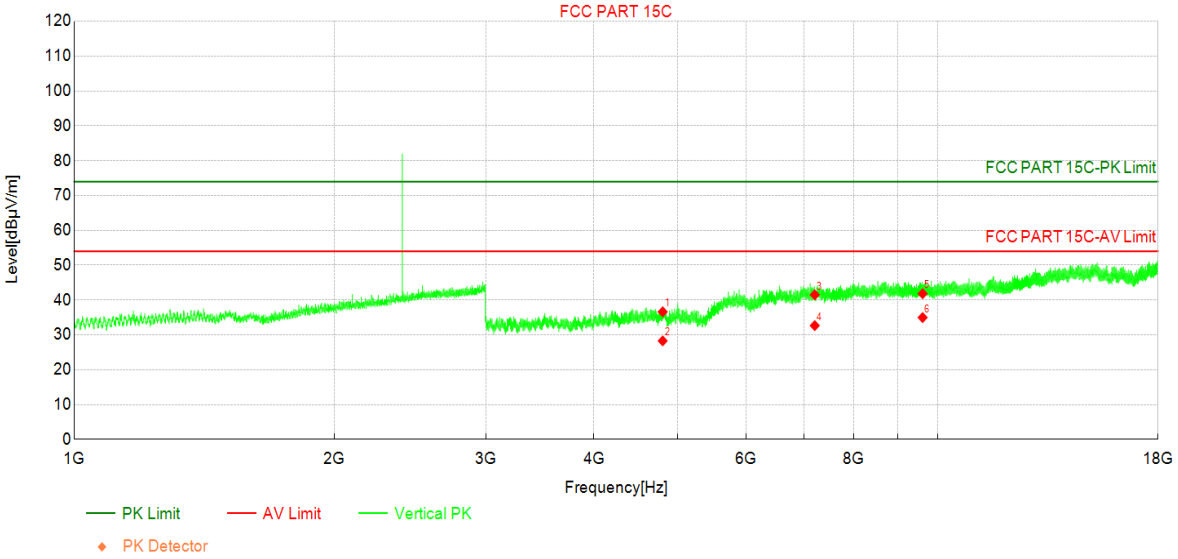

Suspected Data List

NO.	Frequency [MHz]	Reading [dBμV]	Level [dBμV/m]	Factor [dB/m]	Limit [dBμV/m]	Margin [dB]	Det	Pol	Verdict
1	4804.00	42.64	36.61	-6.03	74.00	37.39	PK	Vertic	PASS
2	4804.00	34.30	28.27	-6.03	54.00	25.73	AV	Vertic	PASS
3	7206.00	38.52	41.49	2.97	74.00	32.51	PK	Vertic	PASS
4	7206.00	29.68	32.65	2.97	54.00	21.35	AV	Vertic	PASS
5	9608.00	35.88	41.82	5.94	74.00	32.18	PK	Vertic	PASS
6	9608.00	29.02	34.96	5.94	54.00	19.04	AV	Vertic	PASS

Test Report

Project Information			
Profile:	24C0966R	EUT:	Mobile Computer
Mode:	Mode1:Transmit at 2440MHz by LE 1M	Voltage:	By Battery
Environment:	Temp: 25℃; Humi:60%	Enginee	Yu Liu
Test Standard:	FCC PART 15C		

Test Graph

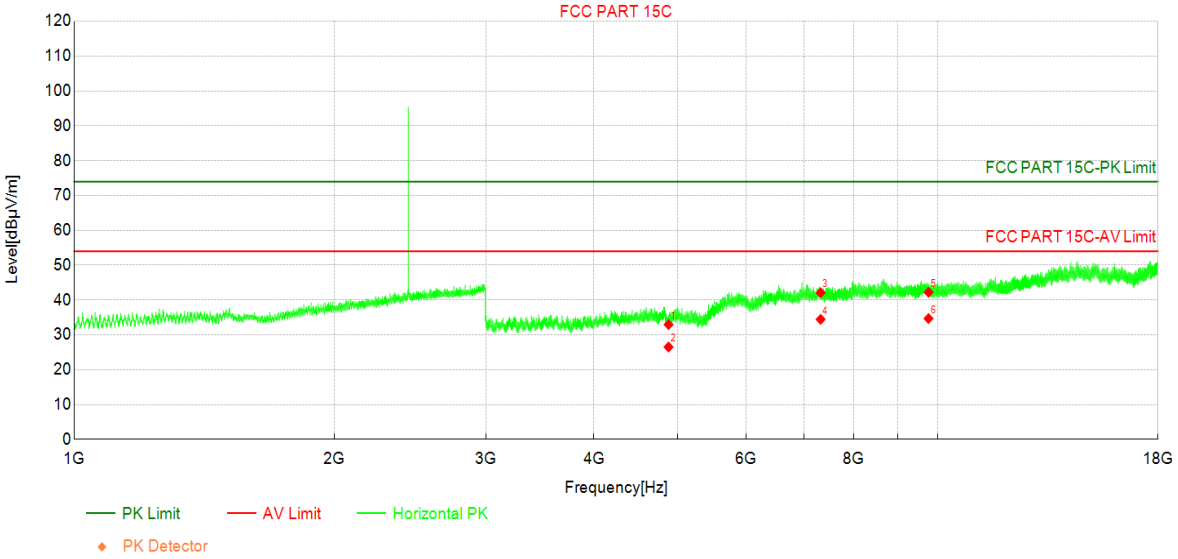

Suspected Data List

NO.	Frequency [MHz]	Reading [dBµV]	Level [dBµV/m]	Factor [dB/m]	Limit [dBµV/m]	Margin [dB]	Det	Pol	Verdict
1	4880.00	39.03	32.95	-6.08	74.00	41.05	PK	Horizo	PASS
2	4880.00	32.59	26.51	-6.08	54.00	27.49	AV	Horizo	PASS
3	7320.00	39.27	42.07	2.80	74.00	31.93	PK	Horizo	PASS
4	7320.00	31.66	34.46	2.80	54.00	19.54	AV	Horizo	PASS
5	9760.00	36.10	42.23	6.13	74.00	31.77	PK	Horizo	PASS
6	9760.00	28.56	34.69	6.13	54.00	19.31	AV	Horizo	PASS

Test Report

Project Information			
Profile:	24C0966R	EUT:	Mobile Computer
Mode:	Mode1:Transmit at 2440MHz by LE 1M	Voltage:	By Battery
Environment:	Temp: 25℃; Humi:60%	Enginee	Yu Liu
Test Standard:	FCC PART 15C		

Test Graph

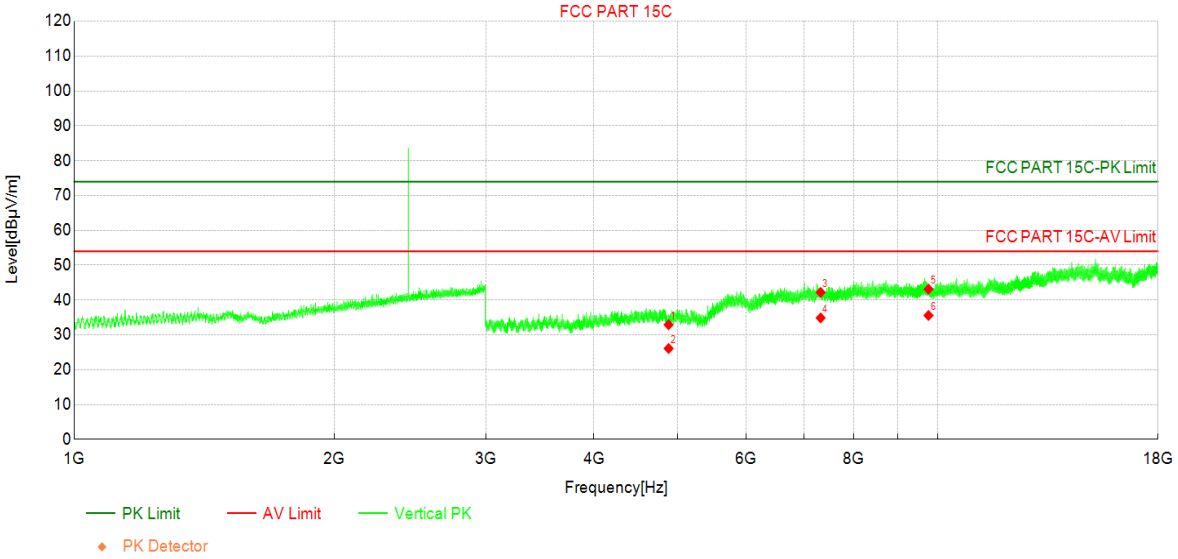

Suspected Data List

NO.	Frequency [MHz]	Reading [dBµV]	Level [dBµV/m]	Factor [dB/m]	Limit [dBµV/m]	Margin [dB]	Det	Pol	Verdict
1	4880.00	38.98	32.90	-6.08	74.00	41.10	PK	Vertic	PASS
2	4880.00	32.16	26.08	-6.08	54.00	27.92	AV	Vertic	PASS
3	7320.00	39.39	42.19	2.80	74.00	31.81	PK	Vertic	PASS
4	7320.00	32.07	34.87	2.80	54.00	19.13	AV	Vertic	PASS
5	9760.00	36.99	43.12	6.13	74.00	30.88	PK	Vertic	PASS
6	9760.00	29.45	35.58	6.13	54.00	18.42	AV	Vertic	PASS

Test Report

Project Information			
Profile:	24C0966R	EUT:	Mobile Computer
Mode:	Mode1:Transmit at 2480MHz by LE 1M	Voltage:	By Battery
Environment:	Temp: 25℃; Humi:60%	Enginee	Yu Liu
Test Standard:	FCC PART 15C		

Test Graph

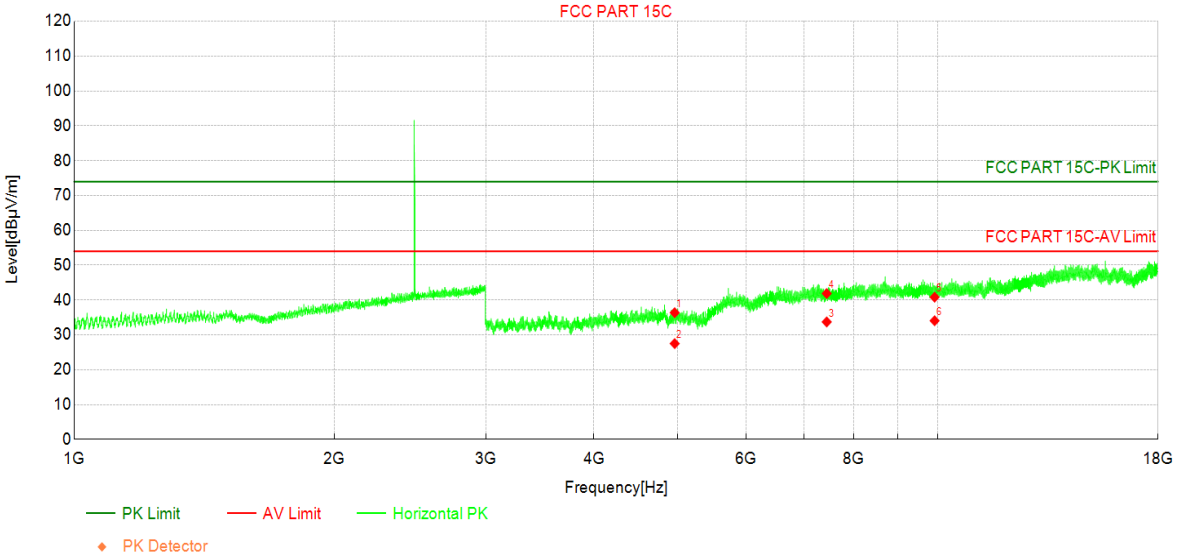

Suspected Data List

NO.	Frequency [MHz]	Reading [dBμV]	Level [dBμV/m]	Factor [dB/m]	Limit [dBμV/m]	Margin [dB]	Det	Pol	Verdict
1	4960.00	41.63	36.36	-5.27	74.00	37.64	PK	Horizo	PASS
2	4960.00	32.76	27.49	-5.27	54.00	26.51	AV	Horizo	PASS
3	7440.00	31.15	33.71	2.56	54.00	20.29	AV	Horizo	PASS
4	7440.00	39.30	41.86	2.56	74.00	32.14	PK	Horizo	PASS
5	9920.00	35.20	40.82	5.62	74.00	33.18	PK	Horizo	PASS
6	9920.00	28.44	34.06	5.62	54.00	19.94	AV	Horizo	PASS

Test Report

Project Information			
Profile:	24C0966R	EUT:	Mobile Computer
Mode:	Mode1:Transmit at 2480MHz by LE 1M	Voltage:	By Battery
Environment:	Temp: 25℃; Humi:60%	Enginee	Yu Liu
Test Standard:	FCC PART 15C		

Test Graph

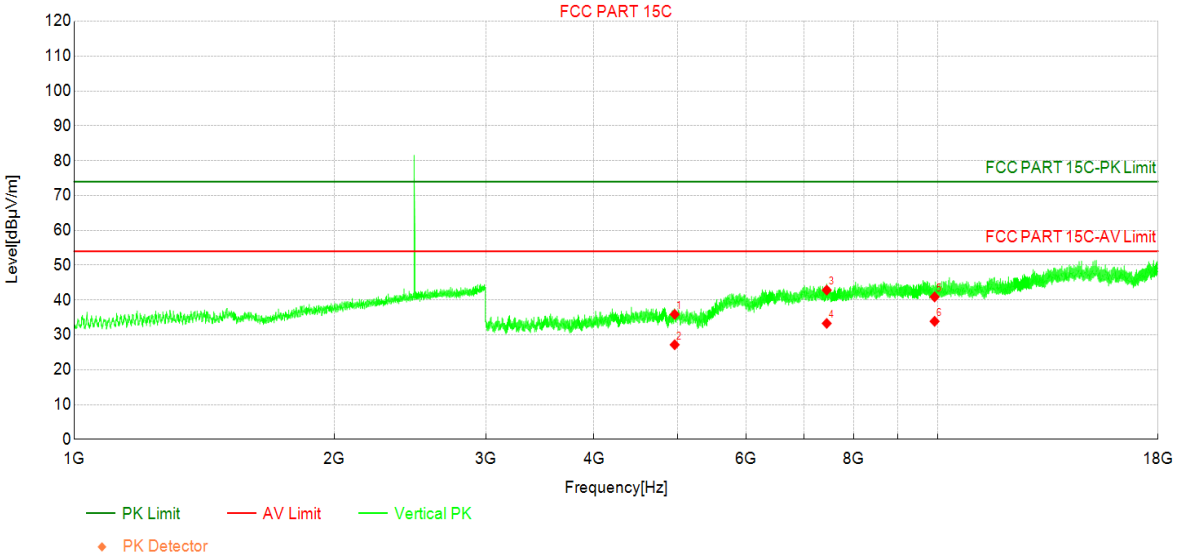

Suspected Data List

NO.	Frequency [MHz]	Reading [dBµV]	Level [dBµV/m]	Factor [dB/m]	Limit [dBµV/m]	Margin [dB]	Det	Pol	Verdict
1	4960.00	41.16	35.89	-5.27	74.00	38.11	PK	Vertic	PASS
2	4960.00	32.43	27.16	-5.27	54.00	26.84	AV	Vertic	PASS
3	7440.00	40.28	42.84	2.56	74.00	31.16	PK	Vertic	PASS
4	7440.00	30.73	33.29	2.56	54.00	20.71	AV	Vertic	PASS
5	9920.00	35.28	40.90	5.62	74.00	33.10	PK	Vertic	PASS
6	9920.00	28.27	33.89	5.62	54.00	20.11	AV	Vertic	PASS

Test Report

Project Information			
Profile:	24C0966R	EUT:	Mobile Computer
Mode:	Mode2:Transmit at 2404MHz by LE 2M	Voltage:	By Battery
Environment:	Temp: 25℃; Humi:60%	Enginee	Yu Liu
Test Standard:	FCC PART 15C		

Test Graph

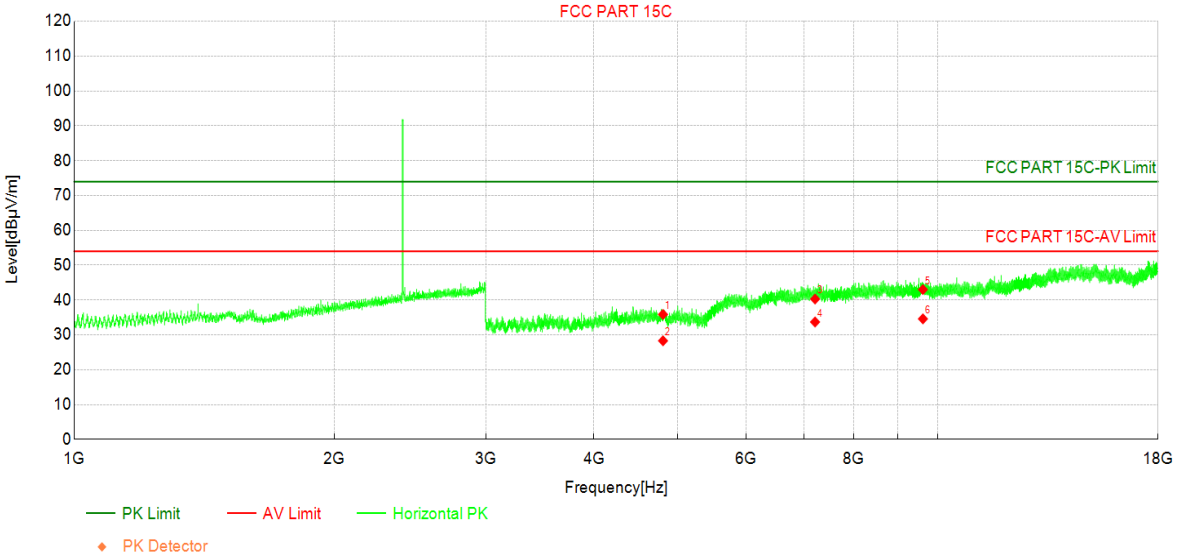

Suspected Data List

NO.	Frequency [MHz]	Reading [dBμV]	Level [dBμV/m]	Factor [dB/m]	Limit [dBμV/m]	Margin [dB]	Det	Pol	Verdict
1	4808.00	41.91	35.87	-6.04	74.00	38.13	PK	Horizo	PASS
2	4808.00	34.34	28.30	-6.04	54.00	25.70	AV	Horizo	PASS
3	7212.00	37.31	40.28	2.97	74.00	33.72	PK	Horizo	PASS
4	7212.00	30.73	33.70	2.97	54.00	20.30	AV	Horizo	PASS
5	9616.00	37.02	43.00	5.98	74.00	31.00	PK	Horizo	PASS
6	9616.00	28.61	34.59	5.98	54.00	19.41	AV	Horizo	PASS

Test Report

Project Information			
Profile:	24C0966R	EUT:	Mobile Computer
Mode:	Mode2:Transmit at 2404MHz by LE 2M	Voltage:	By Battery
Environment:	Temp: 25℃; Humi:60%	Enginee	Yu Liu
Test Standard:	FCC PART 15C		

Test Graph

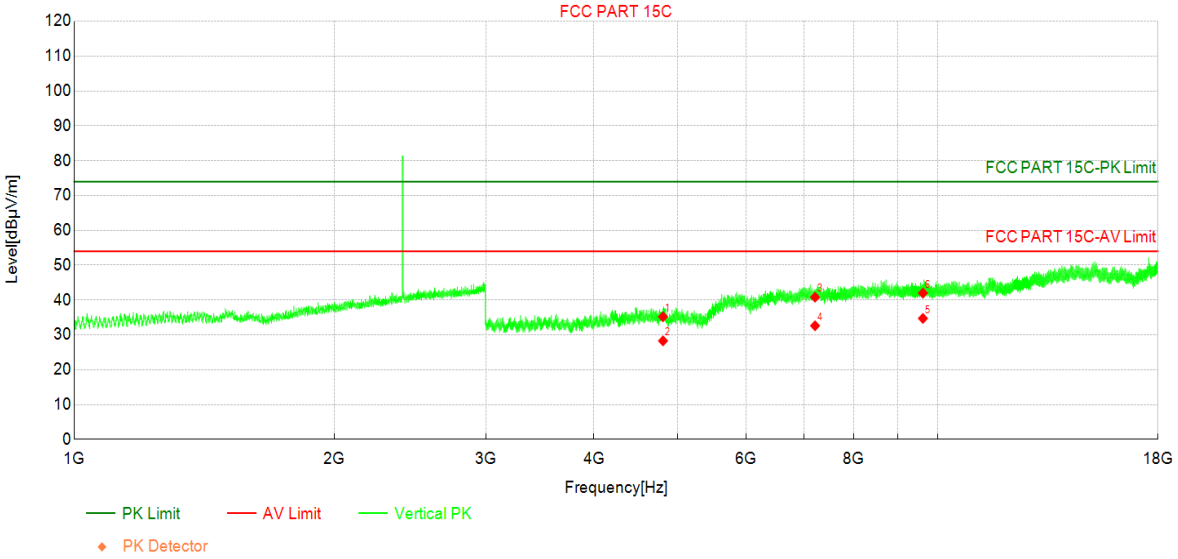

Suspected Data List

NO.	Frequency [MHz]	Reading [dBμV]	Level [dBμV/m]	Factor [dB/m]	Limit [dBμV/m]	Margin [dB]	Det	Pol	Verdict
1	4808.00	41.24	35.20	-6.04	74.00	38.80	PK	Vertic	PASS
2	4808.00	34.32	28.28	-6.04	54.00	25.72	AV	Vertic	PASS
3	7212.00	37.85	40.82	2.97	74.00	33.18	PK	Vertic	PASS
4	7212.00	29.64	32.61	2.97	54.00	21.39	AV	Vertic	PASS
5	9616.00	28.74	34.72	5.98	54.00	19.28	AV	Vertic	PASS
6	9616.00	36.00	41.98	5.98	74.00	32.02	PK	Vertic	PASS

Test Report

Project Information			
Profile:	24C0966R	EUT:	Mobile Computer
Mode:	Mode2:Transmit at 2440MHz by LE 2M	Voltage:	By Battery
Environment:	Temp: 25℃; Humi:60%	Enginee	Yu Liu
Test Standard:	FCC PART 15C		

Test Graph

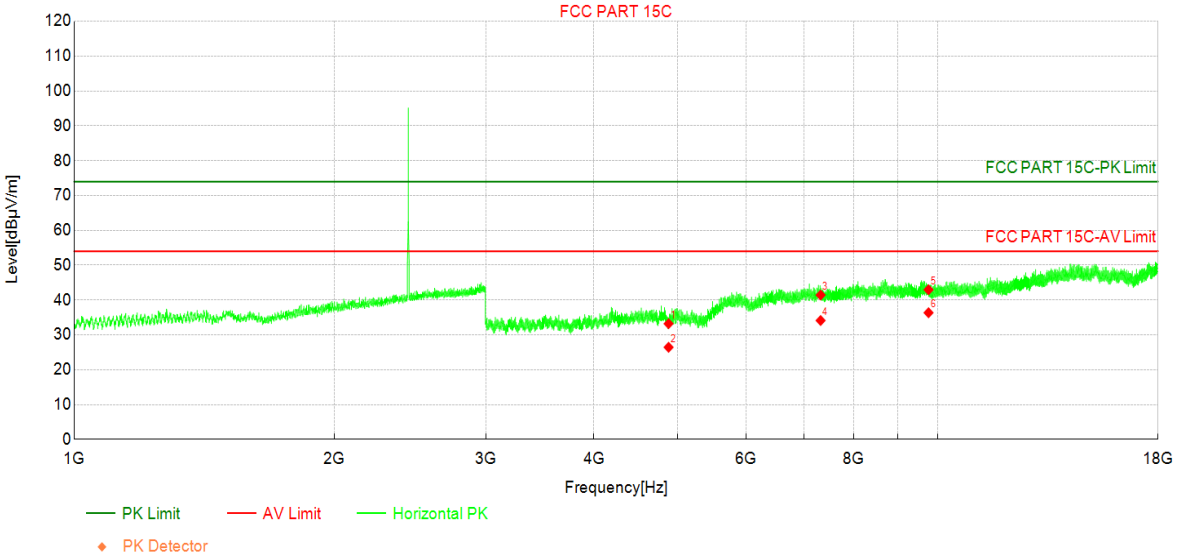

Suspected Data List

NO.	Frequency [MHz]	Reading [dBµV]	Level [dBµV/m]	Factor [dB/m]	Limit [dBµV/m]	Margin [dB]	Det	Pol	Verdict
1	4880.00	39.28	33.20	-6.08	74.00	40.80	PK	Horizo	PASS
2	4880.00	32.51	26.43	-6.08	54.00	27.57	AV	Horizo	PASS
3	7320.00	38.64	41.44	2.80	74.00	32.56	PK	Horizo	PASS
4	7320.00	31.32	34.12	2.80	54.00	19.88	AV	Horizo	PASS
5	9760.00	36.82	42.95	6.13	74.00	31.05	PK	Horizo	PASS
6	9760.00	30.22	36.35	6.13	54.00	17.65	AV	Horizo	PASS

Test Report

Project Information			
Profile:	24C0966R	EUT:	Mobile Computer
Mode:	Mode2:Transmit at 2440MHz by LE 2M	Voltage:	By Battery
Environment:	Temp: 25℃; Humi:60%	Enginee	Yu Liu
Test Standard:	FCC PART 15C		

Test Graph

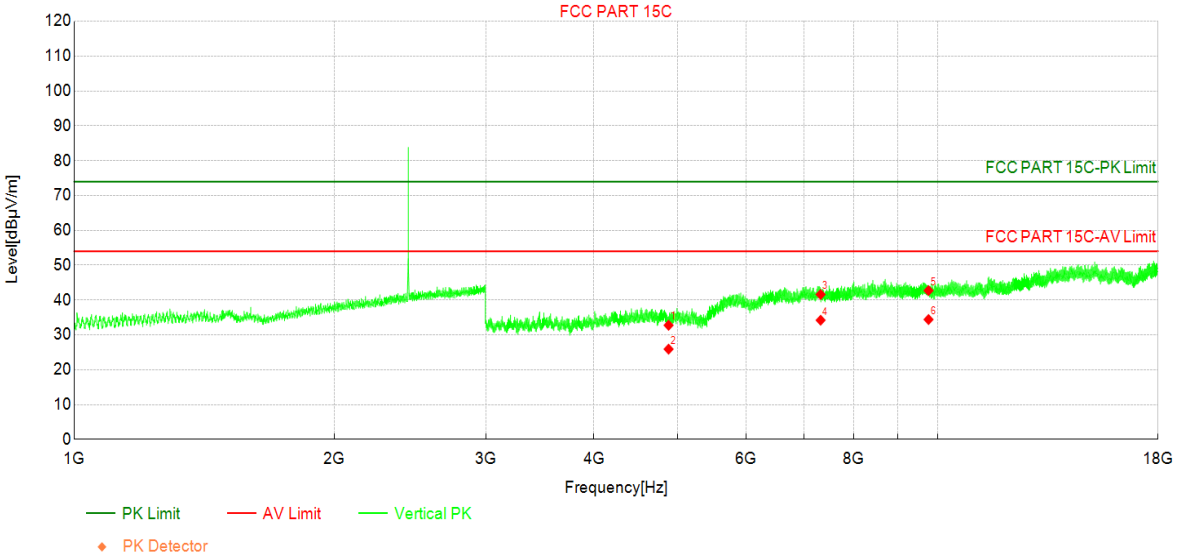

Suspected Data List

NO.	Frequency [MHz]	Reading [dBμV]	Level [dBμV/m]	Factor [dB/m]	Limit [dBμV/m]	Margin [dB]	Det	Pol	Verdict
1	4880.00	38.83	32.75	-6.08	74.00	41.25	PK	Vertic	PASS
2	4880.00	31.98	25.90	-6.08	54.00	28.10	AV	Vertic	PASS
3	7320.00	38.80	41.60	2.80	74.00	32.40	PK	Vertic	PASS
4	7320.00	31.41	34.21	2.80	54.00	19.79	AV	Vertic	PASS
5	9760.00	36.58	42.71	6.13	74.00	31.29	PK	Vertic	PASS
6	9760.00	28.27	34.40	6.13	54.00	19.60	AV	Vertic	PASS

Test Report

Project Information			
Profile:	24C0966R	EUT:	Mobile Computer
Mode:	Mode2:Transmit at 2478MHz by LE 2M	Voltage:	By Battery
Environment:	Temp: 25℃; Humi:60%	Enginee	Yu Liu
Test Standard:	FCC PART 15C		

Test Graph

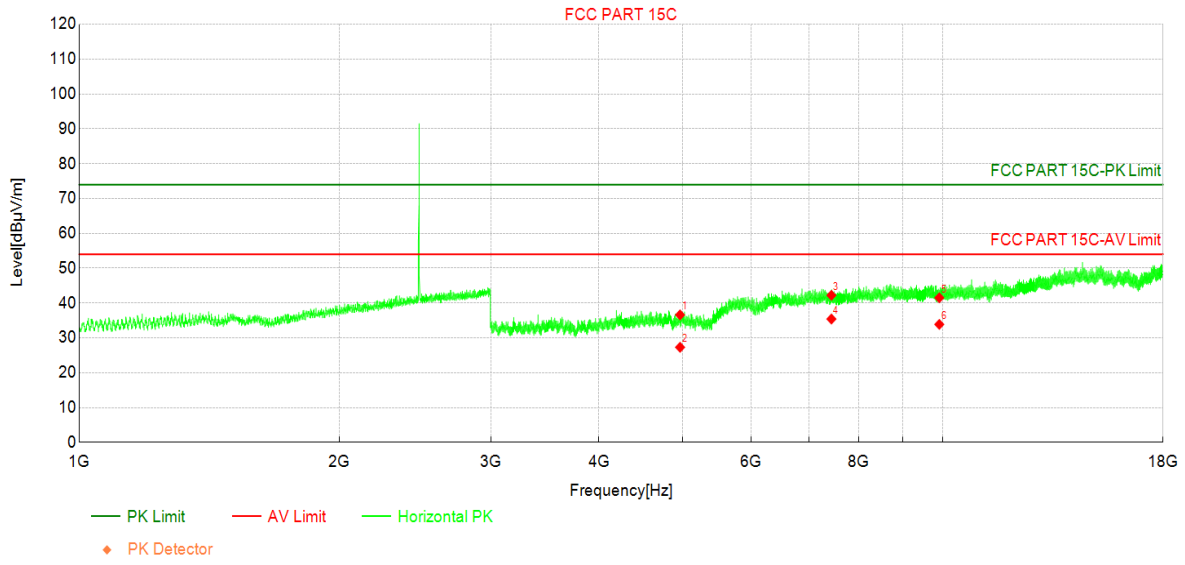

Suspected Data List

NO.	Frequency [MHz]	Reading [dBµV]	Level [dBµV/m]	Factor [dB/m]	Limit [dBµV/m]	Margin [dB]	Det	Pol	Verdict
1	4965.00	41.79	36.59	-5.20	74.00	37.41	PK	Horizo	PASS
2	4965.00	32.49	27.29	-5.20	54.00	26.71	AV	Horizo	PASS
3	7434.00	39.70	42.21	2.51	74.00	31.79	PK	Horizo	PASS
4	7434.00	32.89	35.40	2.51	54.00	18.60	AV	Horizo	PASS
5	9912.00	35.91	41.51	5.60	74.00	32.49	PK	Horizo	PASS
6	9912.00	28.26	33.86	5.60	54.00	20.14	AV	Horizo	PASS

Test Report

Project Information			
Profile:	24C0966R	EUT:	Mobile Computer
Mode:	Mode2:Transmit at 2478MHz by LE 2M	Voltage:	By Battery
Environment:	Temp: 25℃; Humi:60%	Enginee	Yu Liu
Test Standard:	FCC PART 15C		

Test Graph

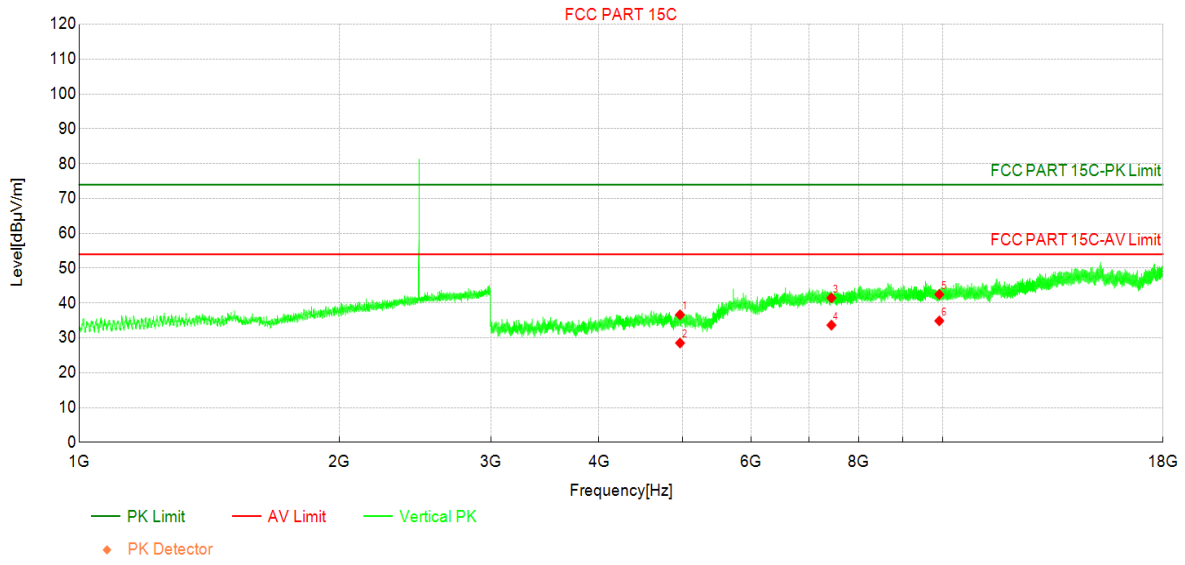

Suspected Data List

NO.	Frequency [MHz]	Reading [dBμV]	Level [dBμV/m]	Factor [dB/m]	Limit [dBμV/m]	Margin [dB]	Det	Pol	Verdict
1	4965.00	41.82	36.62	-5.20	74.00	37.38	PK	Vertic	PASS
2	4965.00	33.71	28.51	-5.20	54.00	25.49	AV	Vertic	PASS
3	7434.00	38.97	41.48	2.51	74.00	32.52	PK	Vertic	PASS
4	7434.00	31.14	33.65	2.51	54.00	20.35	AV	Vertic	PASS
5	9912.00	36.88	42.48	5.60	74.00	31.52	PK	Vertic	PASS
6	9912.00	29.27	34.87	5.60	54.00	19.13	AV	Vertic	PASS

Note:
1.Level=Reading+Factor .
2. Margin=Limit-Level.
3. The test frequency range, 9kHz~30MHz, worst case are at least 20dB below the limits, therefore no data appear in the report.
4. The test frequency range, 18GHz~26GHz test result on peak is lower than average limit, all is the noise base, therefore no data appear in the report.

The worst case of Radiated Emission below 1GHz :

Profile: 24C0967R	Page No.: 1
Engineer: Yuliu	
Site: AC2	Time: 2025/04/06 - 21:30
Limit: FCC Part 15.209	Margin: 0
Probe: CBL6112D_27611(30-1000MHz)	Polarity: Horizontal
EUT: Mobile Computer	Power: By Battery
Note: Mode1:Transmit at 2402MHz by LE 1M	

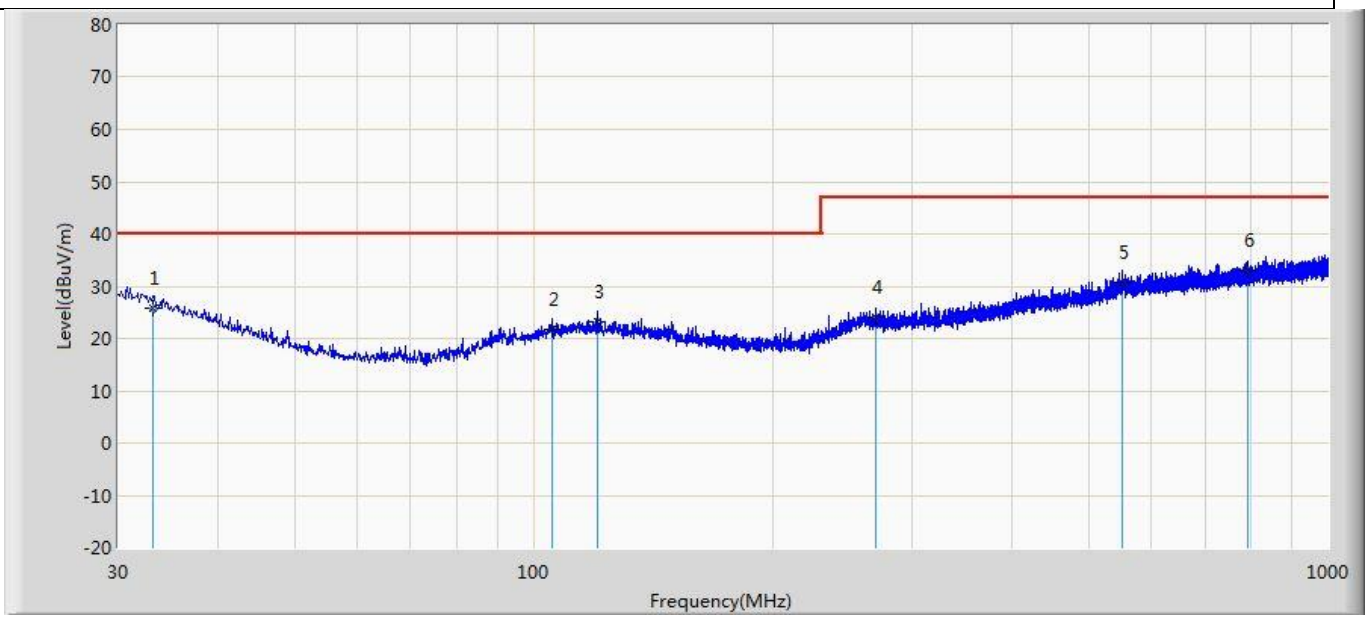

No	Mark	Frequency (MHz)	Measure Level (dBuV/m)	Reading Level (dBuV)	Over Limit (dB)	Limit (dBuV/m)	Factor (dB)	Type
1		33.153	25.743	2.303	-14.257	40.000	23.440	QP
2		105.418	21.850	3.193	-18.150	40.000	18.657	QP
3		120.210	23.191	3.922	-16.809	40.000	19.269	QP
4		269.469	24.142	3.297	-22.858	47.000	20.845	QP
5		551.860	30.663	3.454	-16.337	47.000	27.209	QP
6	*	791.086	33.023	3.806	-13.977	47.000	29.217	QP

Profile: 24C0967R	Page No.: 2
Engineer: Yuliu	
Site: AC2	Time: 2025/04/06 - 21:30
Limit: FCC Part 15.209	Margin: 0
Probe: CBL6112D_27611(30-1000MHz)	Polarity: Vertical
EUT: Mobile Computer	Power: By Battery
Note: Mode1:Transmit at 2402MHz by LE 1M	

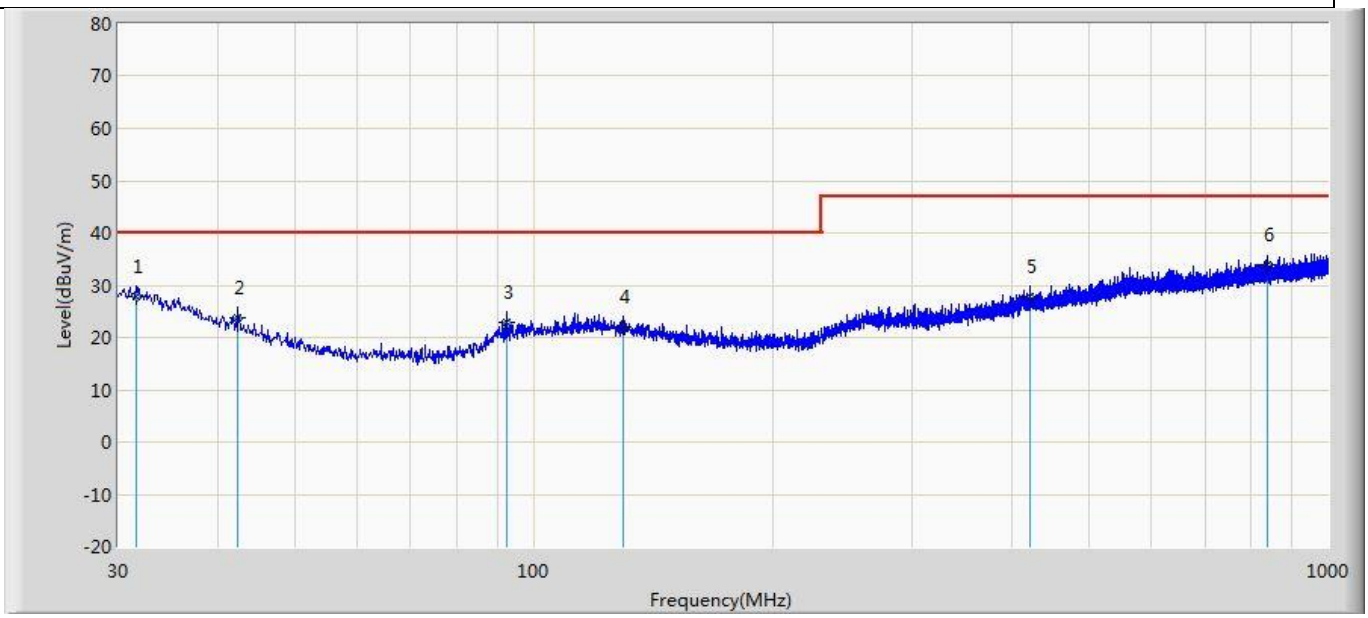

No	Mark	Frequency (MHz)	Measure Level (dBuV/m)	Reading Level (dBuV)	Over Limit (dB)	Limit (dBuV/m)	Factor (dB)	Type
1	*	31.576	27.910	3.396	-12.090	40.000	24.514	QP
2		42.489	23.733	5.421	-16.267	40.000	18.311	QP
3		92.444	22.813	6.163	-17.187	40.000	16.650	QP
4		129.425	21.962	3.023	-18.038	40.000	18.940	QP
5		421.274	27.947	3.317	-19.053	47.000	24.630	QP
6		840.556	33.778	4.084	-13.222	47.000	29.693	QP

Note:
1. " * ", means this data is the worst emission level.
2. Measurement Level = Reading Level + Factor(Probe+Cable-Amp)

Appendix H: AC Power Line Conducted Emission

Profile: 24C0967R	Page No.: 7
Engineer: Yu Liu	
Site: TR1	Time: 2025/04/06 - 18:11
Limit: FCC_Part 15.207	Margin: 0
Probe: ENV216_101189(0.009-30MHz)	Polarity: Line
EUT: Mobile Computer	Power: 120Vac/60Hz
Note: Mode1:Transmit at 2402MHz by LE 1M	

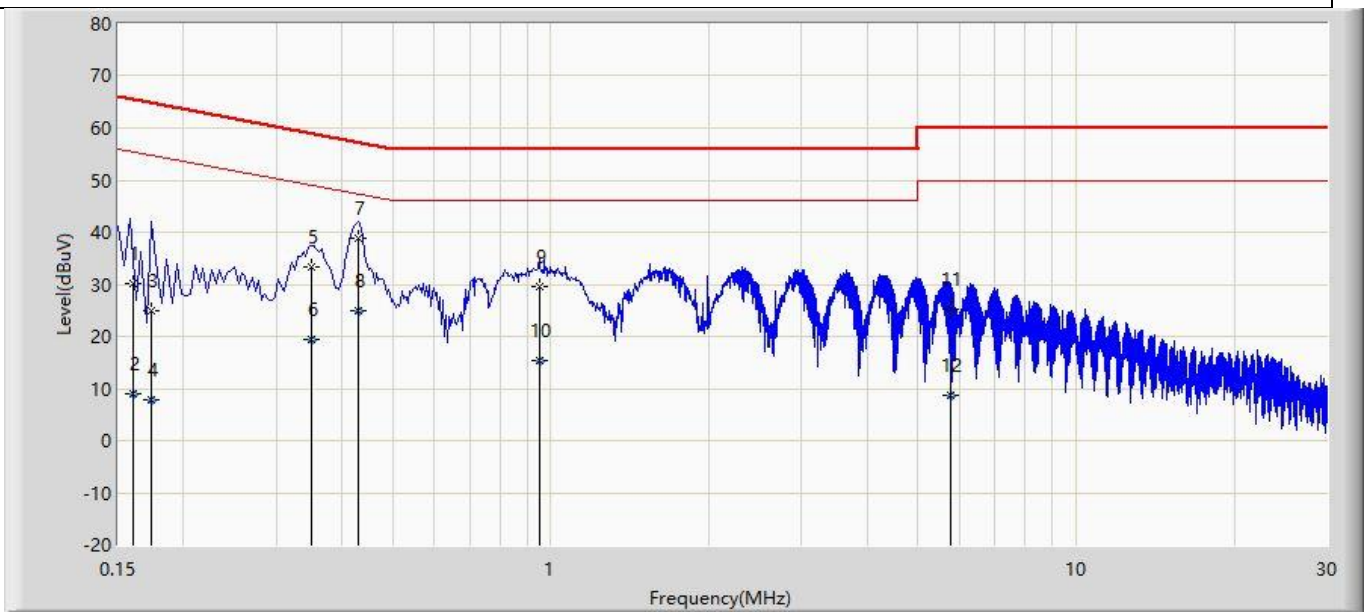

No	Mark	Frequency (MHz)	Measure Level (dBuV)	Reading Level (dBuV)	Over Limit (dB)	Limit (dBuV)	Factor (dB)	Type
1		0.160	30.176	20.470	-35.273	65.449	9.705	QP
2		0.160	9.126	-0.580	-46.323	55.449	9.705	AV
3		0.174	24.994	15.293	-39.774	64.767	9.701	QP
4		0.174	7.849	-1.852	-46.918	54.767	9.701	AV
5		0.350	33.338	23.618	-25.624	58.962	9.719	QP
6		0.350	19.539	9.819	-29.424	48.962	9.719	AV
7	*	0.430	38.829	29.094	-18.424	57.253	9.734	QP
8		0.430	24.814	15.080	-22.438	47.253	9.734	AV
9		0.950	29.499	19.756	-26.501	56.000	9.743	QP
10		0.950	15.238	5.495	-30.762	46.000	9.743	AV
11		5.774	25.251	15.379	-34.749	60.000	9.872	QP
12		5.774	8.566	-1.306	-41.434	50.000	9.872	AV

Profile: 24C0967R	Page No.: 8
Engineer: Yu Liu	
Site: TR1	Time: 2025/04/06 - 18:14
Limit: FCC_Part 15.207	Margin: 0
Probe: ENV216_101189(0.009-30MHz)	Polarity: Neutral
EUT: Mobile Computer	Power: 120Vac/60Hz
Note: Mode1:Transmit at 2402MHz by LE 1M	

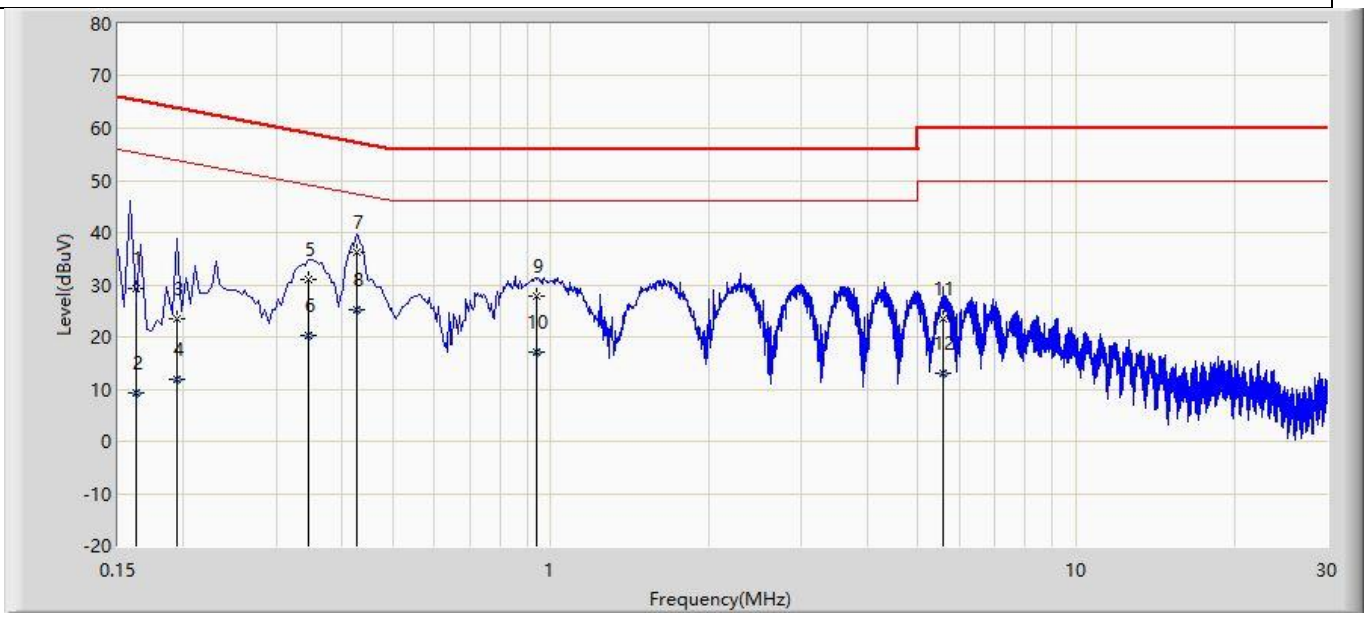

No	Mark	Frequency (MHz)	Measure Level (dBuV)	Reading Level (dBuV)	Over Limit (dB)	Limit (dBuV)	Factor (dB)	Type
1		0.162	29.204	19.477	-36.177	65.380	9.726	QP
2		0.162	9.368	-0.358	-46.012	55.380	9.726	AV
3		0.194	23.437	13.745	-40.426	63.864	9.692	QP
4		0.194	12.028	2.336	-41.836	53.864	9.692	AV
5		0.346	31.104	21.445	-27.954	59.058	9.660	QP
6		0.346	20.266	10.607	-28.792	49.058	9.660	AV
7	*	0.426	36.270	26.622	-21.060	57.330	9.648	QP
8		0.426	25.319	15.671	-22.012	47.330	9.648	AV
9		0.942	27.851	18.127	-28.149	56.000	9.724	QP
10		0.942	17.168	7.444	-28.832	46.000	9.724	AV
11		5.582	23.402	13.531	-36.598	60.000	9.871	QP
12		5.582	12.996	3.126	-37.004	50.000	9.871	AV

Note:
1. " * ", means this data is the worst emission level.
2. Measurement Level = Reading Level + Factor(Probe+Cable-Amp)

Appendix I: Variant spot check data

Maximum conducted output power:

TestMode	Antenna	Frequency[MHz]	Conducted Peak Powert[dBm]	Conducted Limit[dBm]	Verdict
BLE_2M	Ant1	2440	2.81	≤30	PASS

DTS Bandwidth:

TestMode	Antenna	Frequency[MHz]	DTS BW [MHz]	FL[MHz]	FH[MHz]	Limit[MHz]	Verdict
BLE_1M	Ant1	2480	0.700	2479.652	2480.352	0.5	PASS
BLE_1M_Ant1_2480							

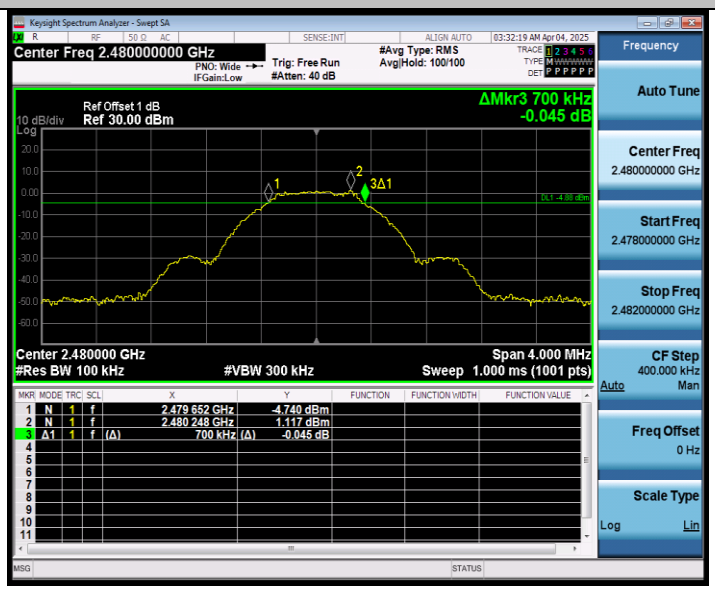

Maximum power spectral density:

TestMode	Antenna	Frequency[MHz]	Result[dBm/3kHz]	Limit[dBm/3kHz]	Verdict
BLE_1M	Ant1	2440	-13.09	≤8.00	PASS
BLE_1M_Ant1_2440					

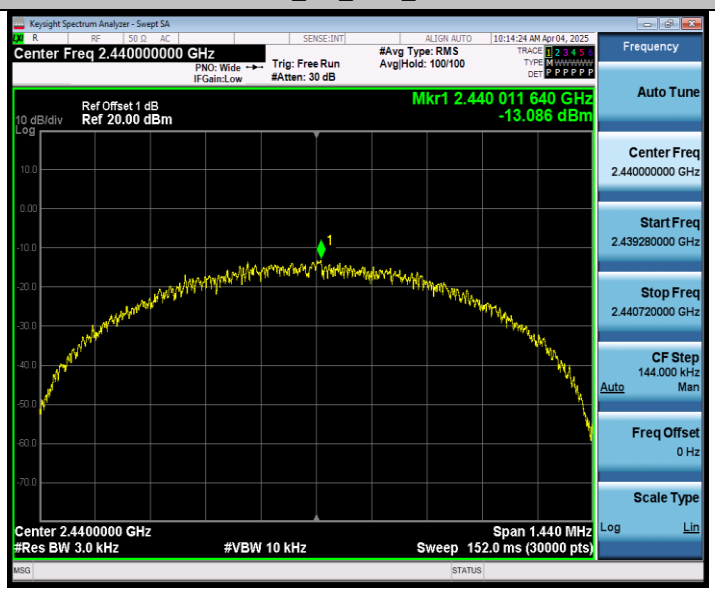

Emissions in non restricted frequency bands:

Test Result for Reference level:

TestMode	Antenna	Freq(MHz)	Max.Point[MHz]	Result[dBm]
BLE_1M	Ant1	2480	2480.26	1.86
BLE_1M_Ant1_2480				

Test Result for Band edge:

TestMode	Antenna	ChName	Frequency [MHz]	RefLevel[dBm]	Result[dBm]	Limit[dBm]	Verdict
BLE_1M	Ant1	High	2480	1.86	-51.71	≤-18.14	PASS
BLE_1M_Ant1_High_2480							

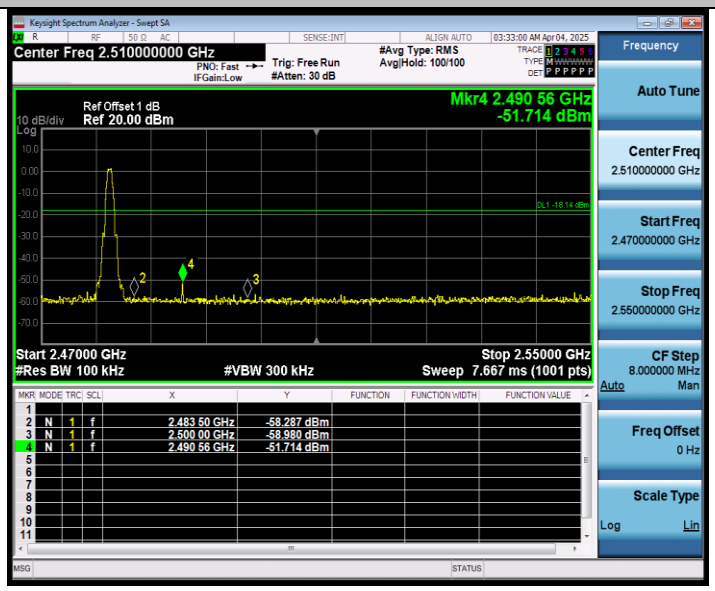

Test Result for Spurious Emission:

TestMode	Antenna	Frequency [MHz]	FreqRange [MHz]	RefLevel [dBm]	Result[dBm]	Limit[dBm]	Verdict
		2480	30~1000	1.86	-66.93	≤-18.14	PASS
			1000~3000	1.86	-65.36	≤-18.14	PASS
			3000~5000	1.86	-65.33	≤-18.14	PASS
			5000~7000	1.86	-41.2	≤-18.14	PASS
			7000~9000	1.86	-66.85	≤-18.14	PASS
			9000~11000	1.86	-66.87	≤-18.14	PASS
			11000~13000	1.86	-66.5	≤-18.14	PASS
			13000~15000	1.86	-64.43	≤-18.14	PASS
			15000~17000	1.86	-63.53	≤-18.14	PASS
			17000~19000	1.86	-62.21	≤-18.14	PASS
			19000~21000	1.86	-61.41	≤-18.14	PASS
			21000~23000	1.86	-61.23	≤-18.14	PASS
			23000~25000	1.86	-58.21	≤-18.14	PASS

BLE_1M_Ant1_2480_30~1000

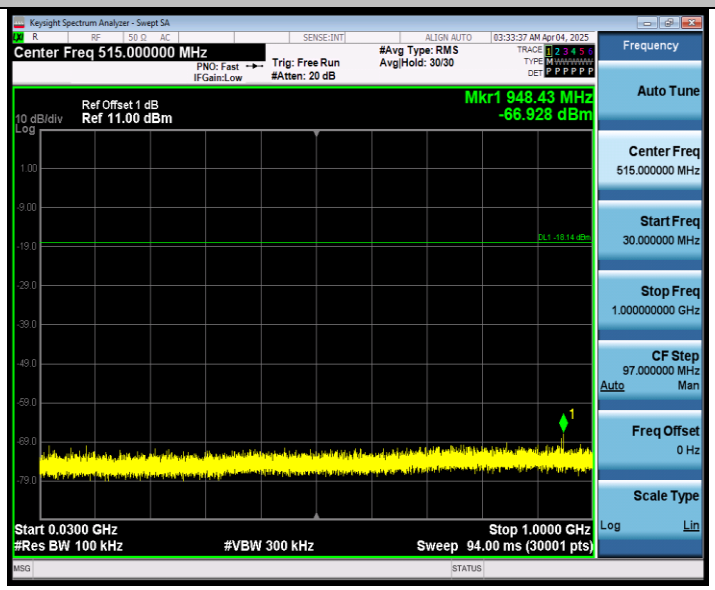

BLE_1M_Ant1_2480_1000~3000

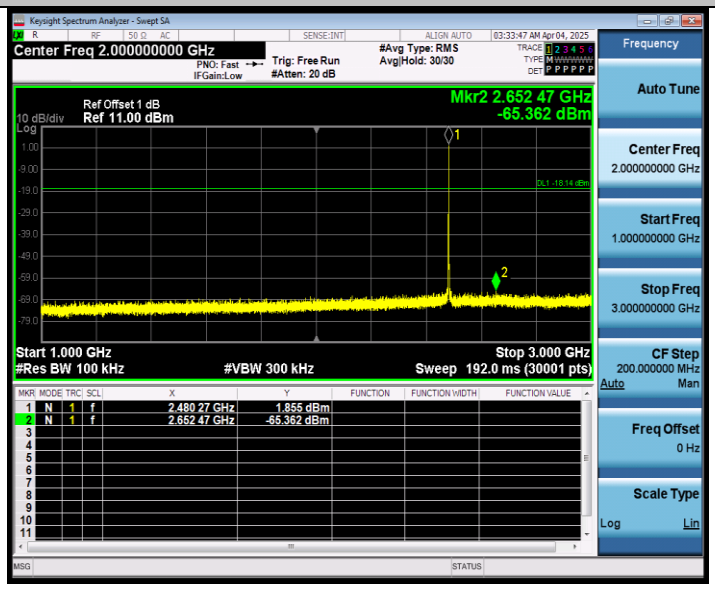

BLE_1M_Ant1_2480_3000~5000

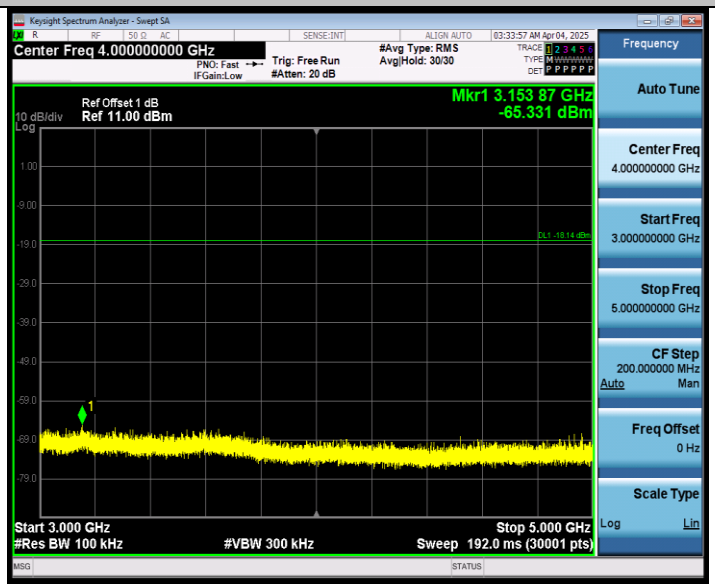

BLE_1M_Ant1_2480_5000~7000

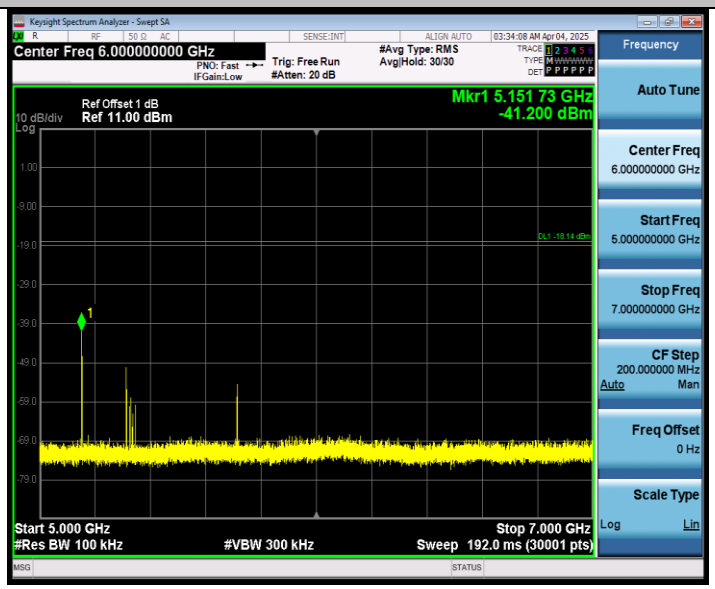

BLE_1M_Ant1_2480_7000~9000

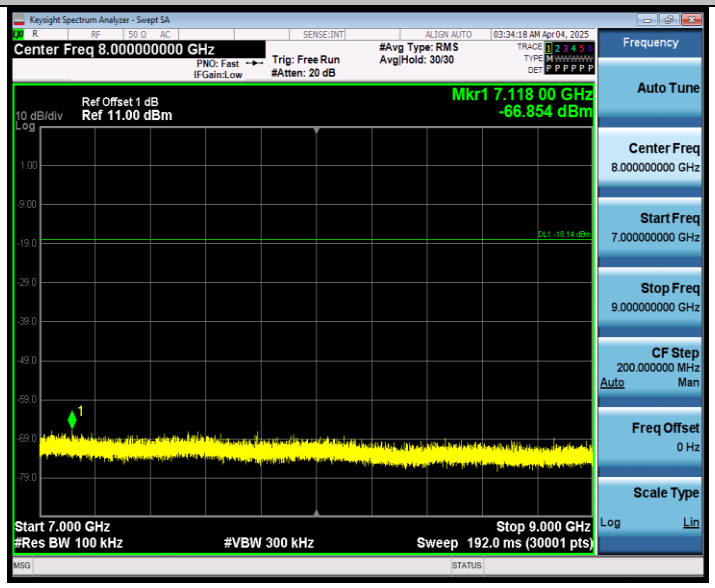

BLE_1M_Ant1_2480_9000~11000

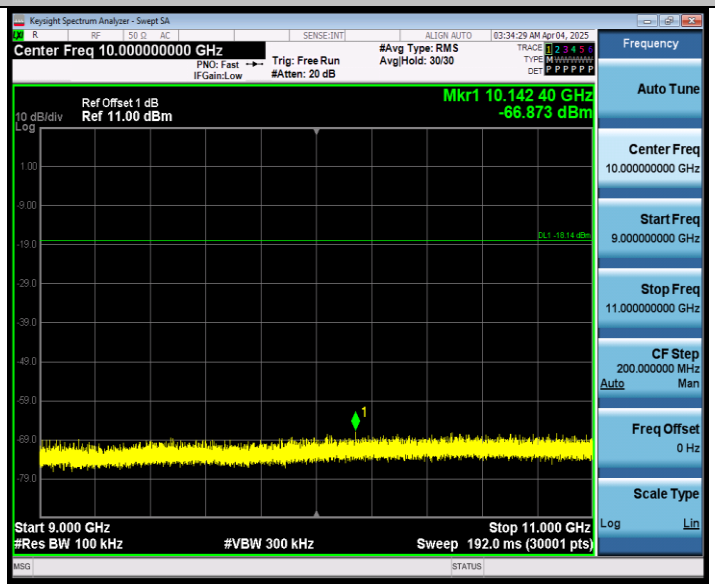

BLE_1M_Ant1_2480_11000~13000

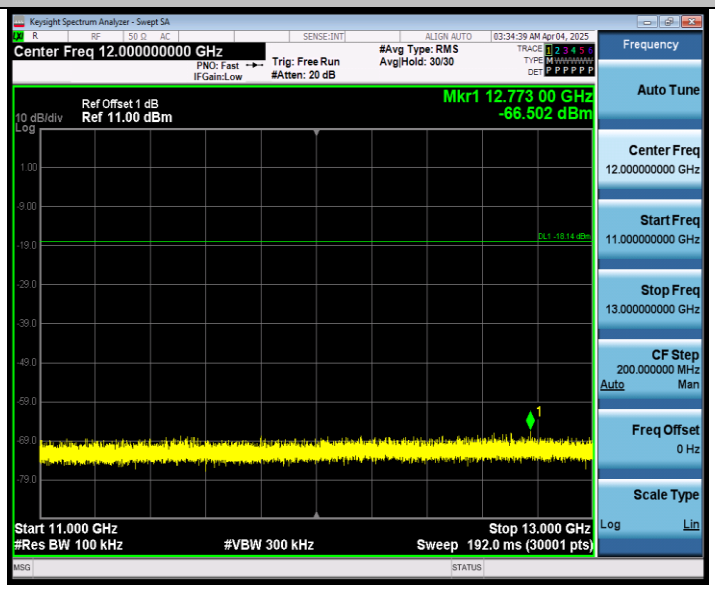

BLE_1M_Ant1_2480_13000~15000

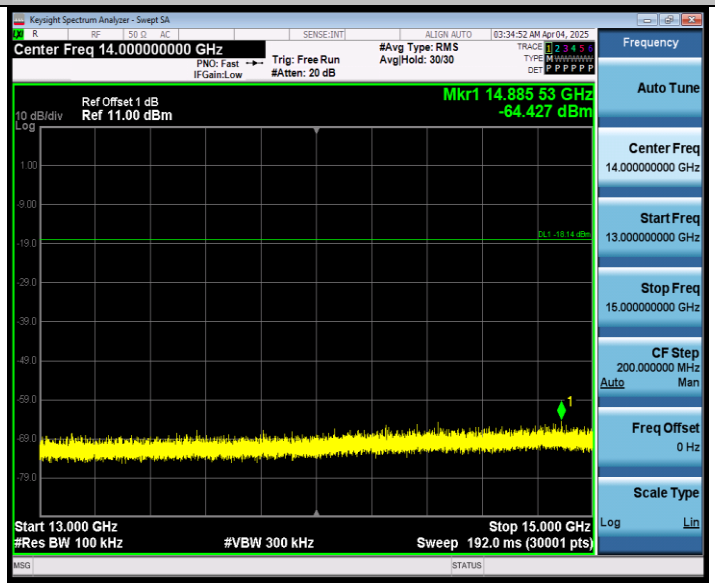

BLE_1M_Ant1_2480_15000~17000

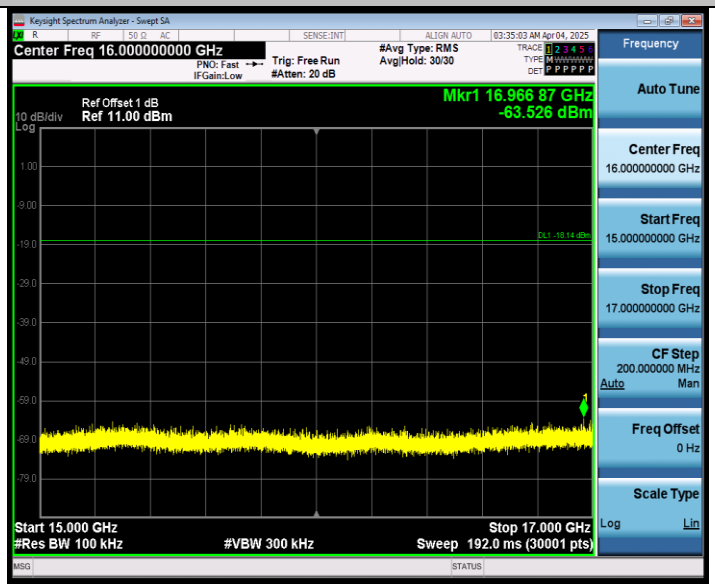

BLE_1M_Ant1_2480_17000~19000

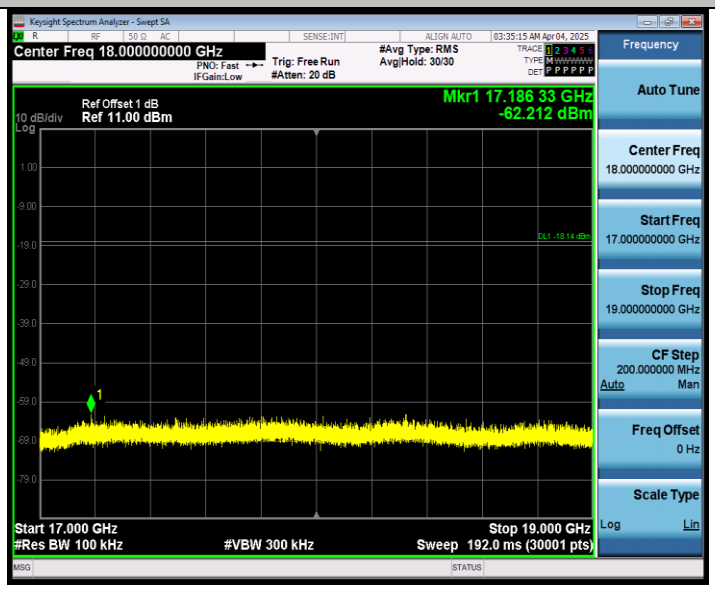

BLE_1M_Ant1_2480_19000~21000

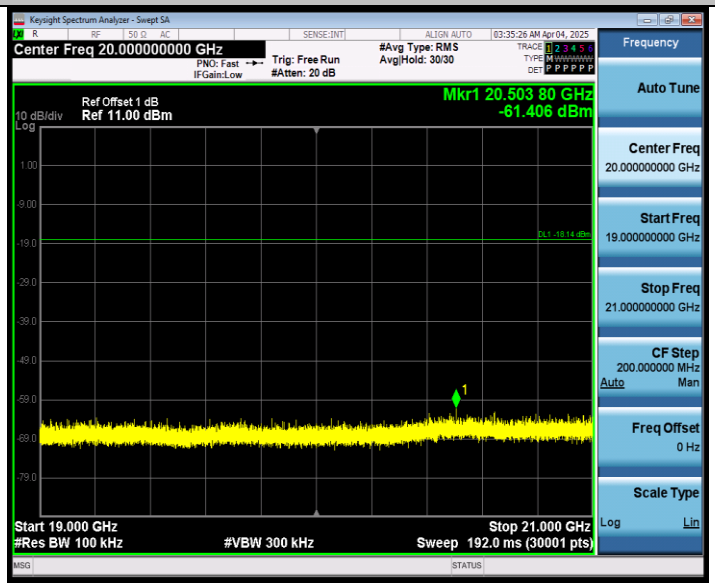

BLE_1M_Ant1_2480_21000~23000

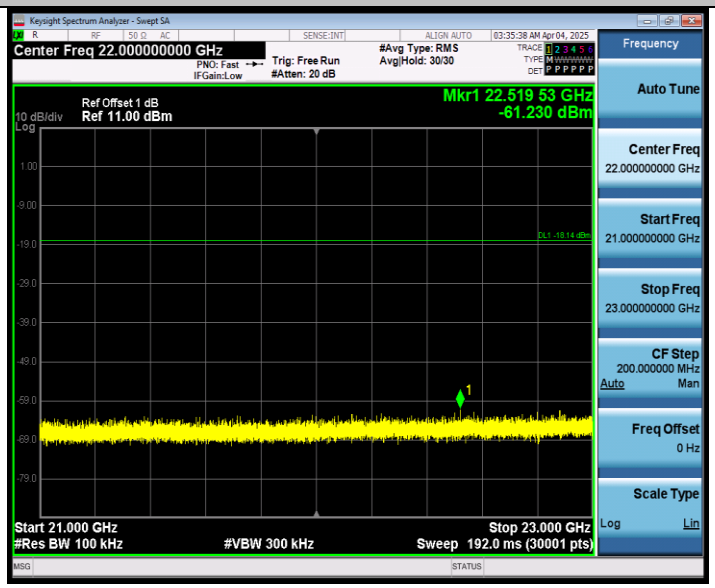

BLE_1M_Ant1_2480_23000~25000

Band edge measurements:

Test Report

Project Information			
Profile:	24C0967R	EUT:	Mobile Computer
Mode:	Mode1:Transmit at 2480MHz by LE 1M	Volta	By Battery
Environment:	Temp: 25℃; Humi:60%	Engi	Reyn Chen
Test Standard:	FCC PART 15C		

Test Graph

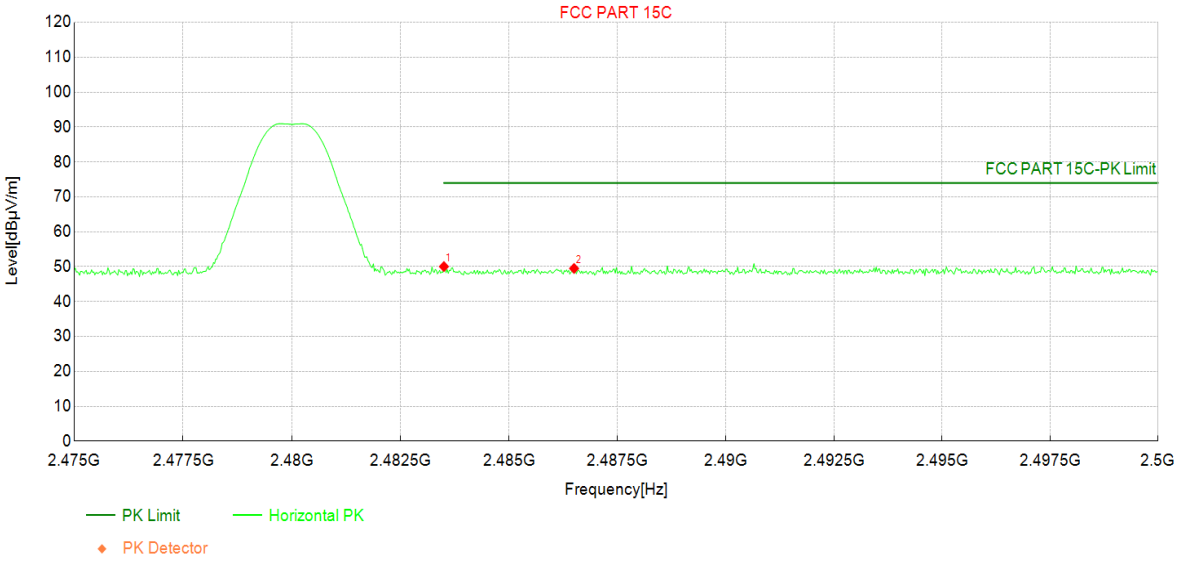

Suspected Data List									
NO.	Frequency [MHz]	Reading [dBμV]	Level [dBμV/m]	Factor [dB/m]	Limit [dBμV/m]	Margin [dB]	Det	Pol	Verdict
1	2483.50	45.94	50.03	4.09	74.00	23.97	PK	Horizo	PASS
2	2486.50	45.38	49.49	4.11	74.00	24.51	PK	Horizo	PASS

Test Report

Project Information			
Profile:	24C0967R	EUT:	Mobile Computer
Mode:	Mode1:Transmit at 2480MHz by LE 1M	Volta	By Battery
Environment:	Temp: 25℃; Humi:60%	Engi	Reyn Chen
Test Standard:	FCC PART 15C		

Test Graph

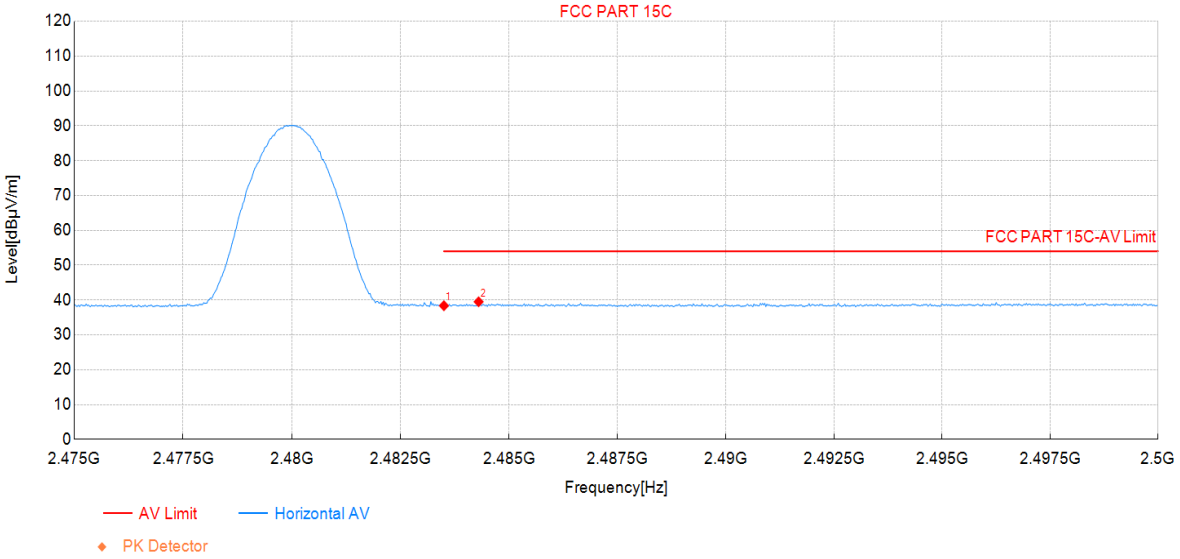

Suspected Data List

NO.	Frequency [MHz]	Reading [dBμV]	Level [dBμV/m]	Factor [dB/m]	Limit [dBμV/m]	Margin [dB]	Det	Pol	Verdict
1	2483.50	34.27	38.36	4.09	54.00	15.64	AV	Horizo	PASS
2	2484.30	35.38	39.49	4.11	54.00	14.51	AV	Horizo	PASS

Test Report

Project Information			
Profile:	24C0967R	EUT:	Mobile Computer
Mode:	Mode1:Transmit at 2480MHz by LE 1M	Volta	By Battery
Environment:	Temp: 25℃; Humi:60%	Engi	Reyn Chen
Test Standard:	FCC PART 15C		

Test Graph

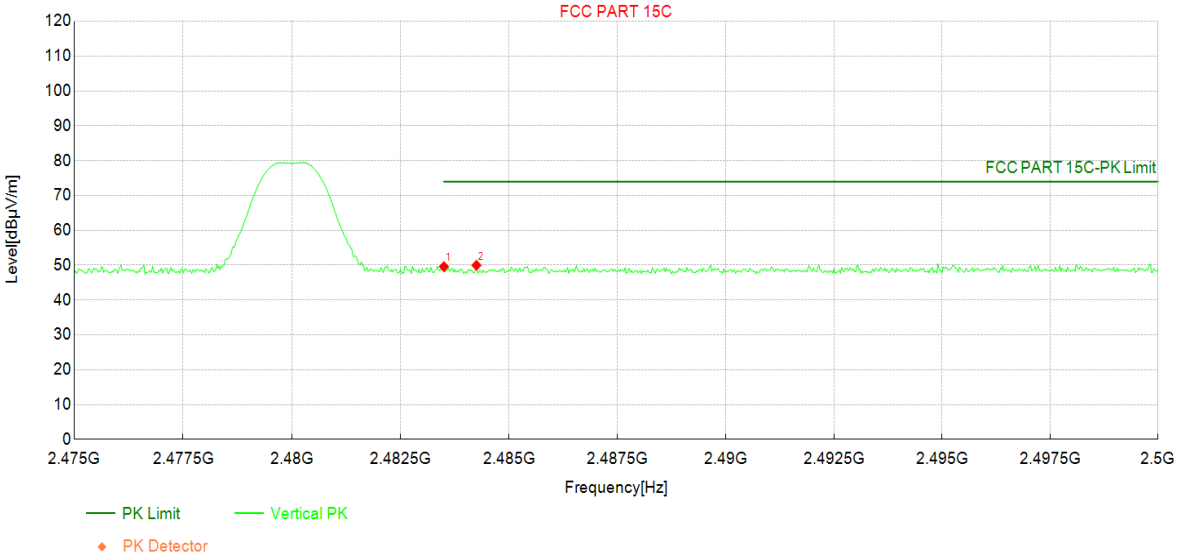

Suspected Data List

NO.	Frequency [MHz]	Reading [dBμV]	Level [dBμV/m]	Factor [dB/m]	Limit [dBμV/m]	Margin [dB]	Det	Pol	Verdict
1	2483.50	45.50	49.59	4.09	74.00	24.41	PK	Vertic	PASS
2	2484.25	45.85	49.96	4.11	74.00	24.04	PK	Vertic	PASS

Test Report

Project Information			
Profile:	24C0967R	EUT:	Mobile Computer
Mode:	Mode1:Transmit at 2480MHz by LE 1M	Volta	By Battery
Environment:	Temp: 25℃; Humi:60%	Engi	Reyn Chen
Test Standard:	FCC PART 15C		

Test Graph

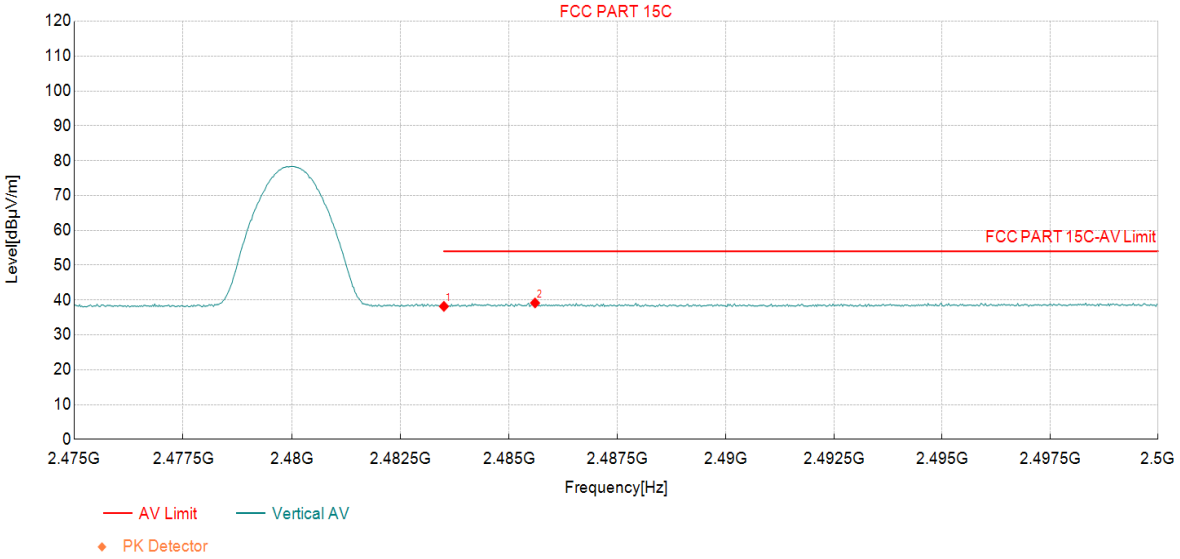

Suspected Data List

NO.	Frequency [MHz]	Reading [dBμV]	Level [dBμV/m]	Factor [dB/m]	Limit [dBμV/m]	Margin [dB]	Det	Pol	Verdict
1	2483.50	34.09	38.18	4.09	54.00	15.82	AV	Vertic	PASS
2	2485.60	35.04	39.15	4.11	54.00	14.85	AV	Vertic	PASS

Emissions in Restricted Bands：

Test Report

Project Information			
Profile:	24C0967R	EUT:	Mobile Computer
Mode:	Mode1:Transmit at 2440MHz by LE 1M	Volta	By Battery
Environment:	Temp: 25℃; Humi:60%	Engi	Reyn Chen
Test Standard:	FCC PART 15C		

Test Graph

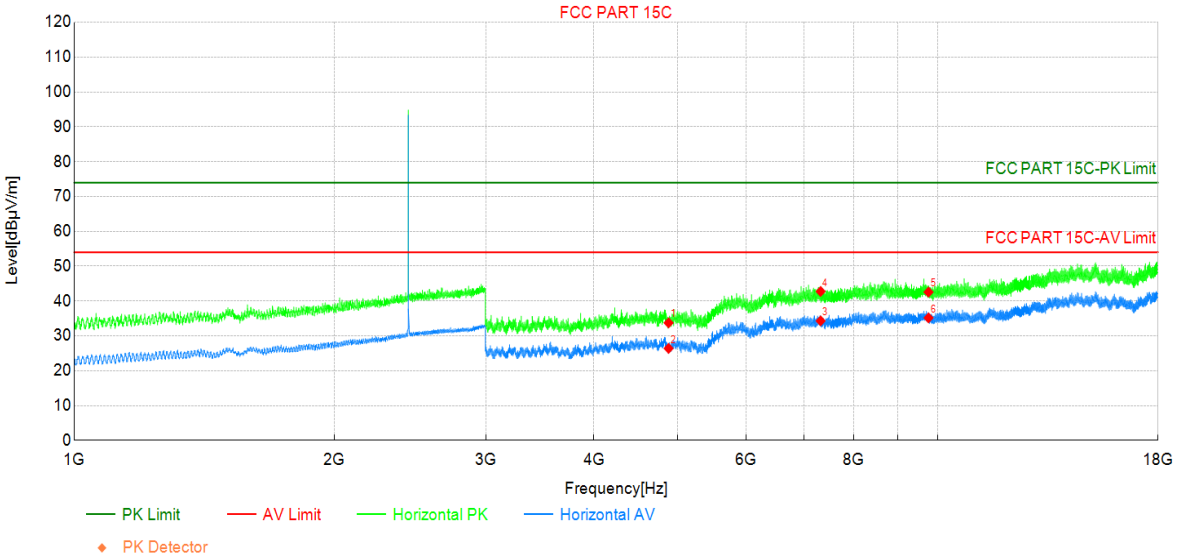

Suspected Data List

NO.	Frequency [MHz]	Reading [dBμV]	Level [dBμV/m]	Factor [dB/m]	Limit [dBμV/m]	Margin [dB]	Det	Pol	Verdict
1	4880.00	39.81	33.73	-6.08	74.00	40.27	PK	Horizo	PASS
2	4880.00	32.48	26.40	-6.08	54.00	27.60	AV	Horizo	PASS
3	7320.00	31.50	34.30	2.80	54.00	19.70	AV	Horizo	PASS
4	7320.00	39.95	42.75	2.80	74.00	31.25	PK	Horizo	PASS
5	9760.00	36.43	42.56	6.13	74.00	31.44	PK	Horizo	PASS
6	9760.00	29.03	35.16	6.13	54.00	18.84	AV	Horizo	PASS

Test Report

Project Information			
Profile:	24C0967R	EUT:	Mobile Computer
Mode:	Mode1:Transmit at 2440MHz by LE 1M	Volta	By Battery
Environment:	Temp: 25℃; Humi:60%	Engi	Reyn Chen
Test Standard:	FCC PART 15C		

Test Graph

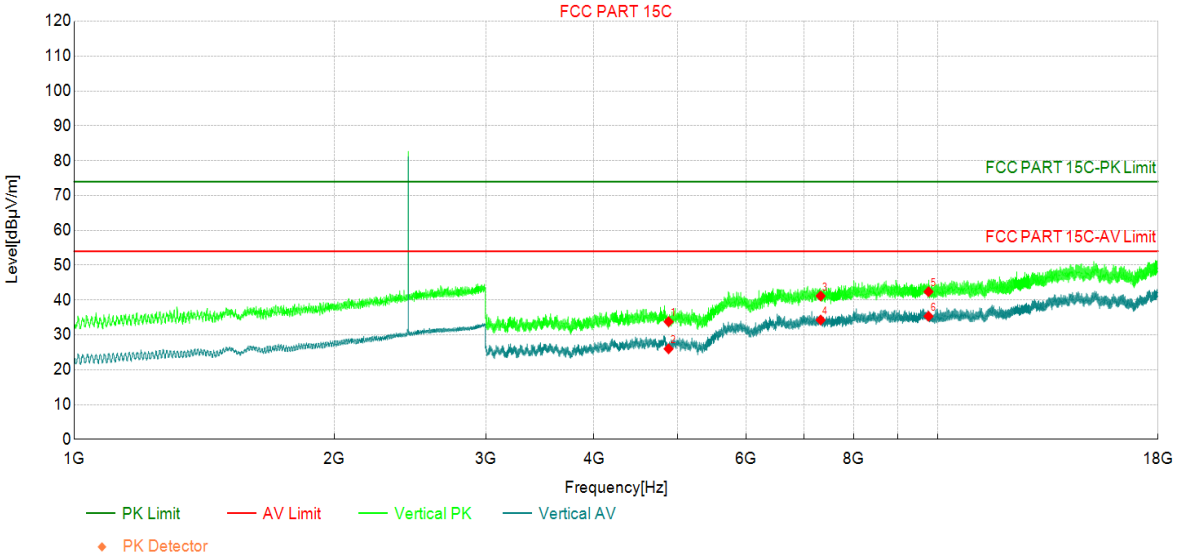

Suspected Data List

NO.	Frequency [MHz]	Reading [dBμV]	Level [dBμV/m]	Factor [dB/m]	Limit [dBμV/m]	Margin [dB]	Det	Pol	Verdict
1	4880.00	39.86	33.78	-6.08	74.00	40.22	PK	Vertic	PASS
2	4880.00	32.06	25.98	-6.08	54.00	28.02	AV	Vertic	PASS
3	7320.00	38.37	41.17	2.80	74.00	32.83	PK	Vertic	PASS
4	7320.00	31.46	34.26	2.80	54.00	19.74	AV	Vertic	PASS
5	9760.00	36.26	42.39	6.13	74.00	31.61	PK	Vertic	PASS
6	9760.00	29.21	35.34	6.13	54.00	18.66	AV	Vertic	PASS

Cross Reference Table:

Reference Device		Variant Device				Key differences		
FCC ID:V2X-PM68		FCC ID:V2X-PM68W				Removed 2/3/4&GNSS components		
Rule Part	Test item	Data Referencing	Comments	V_{dB}	R_{dB}	Limit	d_{dB}	d_{dB} Limit
15.247 (b)(3)	Conducted Output Power	Y	Pointer to full test exhibit	2.81 dBm	3.49 dBm	30dBm	-0.68	≤3dB
15.247 (a)(2)	DTS (6 dB) Bandwidth & 99% Occupied Bandwidth	Y	Pointer to full test exhibit	0.7 MHz	0.652 MHz	＞500kHz	0.048	≤3dB
15.247 (e)	Power Spectral Density	Y	Pointer to full test exhibit	-13.09 dBm/ 3kHz	-12.84 dBm/ 3kHz	8dBm/3kHz	-0.25	≤3dB
15.247(d)	Band-edge for RF Conducted Emissions	Y	Pointer to full test exhibit	1.86 dBm/ 100kHz	2.22 dBm/ 100kHz	30dBc(Note1)	-0.36	≤3dB
15.247(d)	RF Conducted Spurious Emissions	Y	Pointer to full test exhibit	1.86 dBm/ 100kHz	2.22 dBm/ 100kHz	30dBc(Note1)	-0.36	≤3dB
15.247(d); 15.205 15.209	Radiated Spurious Emissions	Y	Pointer to full test exhibit	35.34(dBμV/m)	35.58(dBμV/m)	54 (dBμV/m)	-0.24	≤3dB
15.247(d); 15.205 15.209	Restricted bands around fundamental frequency (Radiated Emission)	Y	Pointer to full test exhibit	39.49(dBμV/m)	39(dBμV/m)	54 (dBμV/m)	0.49	≤3dB
FCC 15.207	AC Power Line Conducted Emission	N	Refresh test	N/A	N/A	N/A	N/A	N/A

Note 1: If maximum conducted (average) output power was used to demonstrate compliance as described in 9.2, then the peak power in any 100 kHz bandwidth outside of the authorized frequency band shall be attenuated by at least 30 dB relative to the maximum in-band peak PSD level in 100 kHz (i.e., 30 dBc).
Note 2: If the maximum peak conducted output power procedure was used, then the peak output power measured in any 100 kHz bandwidth outside of the authorized frequency band shall be attenuated by at least 20 dB relative to the maximum in-band peak PSD level in 100 kHz (i.e., 20 dBc).

The End