SAR Plots

- Verification Plots
- SAR Test Plots

Copyright © 2015, DT&C Co., Ltd.

DT&C Co., Ltd.

DUT: Dipole 835 MHz D835V2; Type: D835V2; Serial: D835V2 - SN:464

Communication System: CW (0); Frequency: 835 MHz;Duty Cycle: 1:1
Medium parameters used: f = 835 MHz; σ = 0.914 S/m; ε_r = 42.447; ρ = 1000 kg/m^3
Phantom section: Flat Section

DASY5 Configuration:
Probe: EX3DV4 - SN3930; ConvF(9.81, 9.81, 9.81); Calibrated: 2015-07-22; Electronics: DAE4 Sn1335
Phantom: SAM with CRP_20120521; Type: SAM; Serial: 1679
Measurement SW: DASY52, Version 52.8 (8); SEMCAD X Version 14.6.10 (7331)

Test Date: 2015-10-19; Ambient Temp: 21.1; Tissue Temp:21.6

835 MHz System Verification

Area Scan (51x121x1): Interpolated grid: dx=15mm, dy=15mm
Zoom Scan (7x7x7)/Cube 0: Measurement grid: dx=5mm, dy=5mm, dz=5mm
Power Drift = -0.03 dB
Peak SAR (extrapolated) = 3.49 W/kg
SAR(1 g) = 2.33 W/kg; SAR(10 g) = 1.5 W/kg

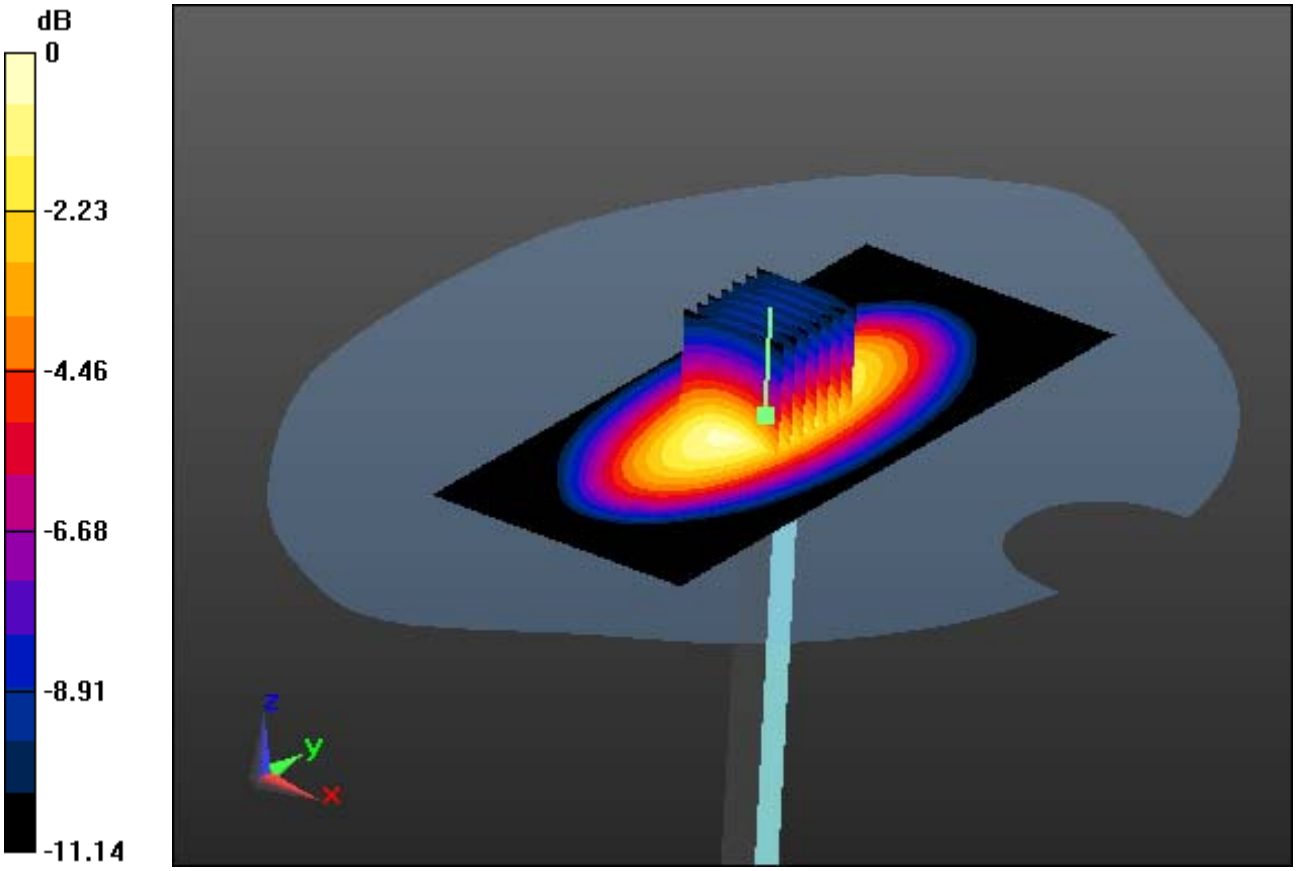

0 dB = 2.97 W/kg

DT&C Co., Ltd.

DUT: Dipole 835 MHz D835V2; Type: D835V2; Serial: D835V2 - SN:464

Communication System: CW (0); Frequency: 835 MHz;Duty Cycle: 1:1
Medium parameters used: f = 835 MHz; σ = 0.914 S/m; ε_r = 42.447; ρ = 1000 kg/m^3
Phantom section: Flat Section

DASY5 Configuration:
Probe: EX3DV4 - SN3930; ConvF(9.81, 9.81, 9.81); Calibrated: 2015-07-22; Electronics: DAE4 Sn1335
Phantom: SAM with CRP_20120521; Type: SAM; Serial: 1679
Measurement SW: DASY52, Version 52.8 (8); SEMCAD X Version 14.6.10 (7331)

Test Date: 2015-10-19; Ambient Temp: 21.1; Tissue Temp:21.6

835 MHz System Verification

Area Scan (51x121x1): Interpolated grid: dx=15mm, dy=15mm
Zoom Scan (7x7x7)/Cube 0: Measurement grid: dx=5mm, dy=5mm, dz=5mm
Power Drift = -0.03 dB
Peak SAR (extrapolated) = 3.49 W/kg
SAR(1 g) = 2.33 W/kg; SAR(10 g) = 1.5 W/kg

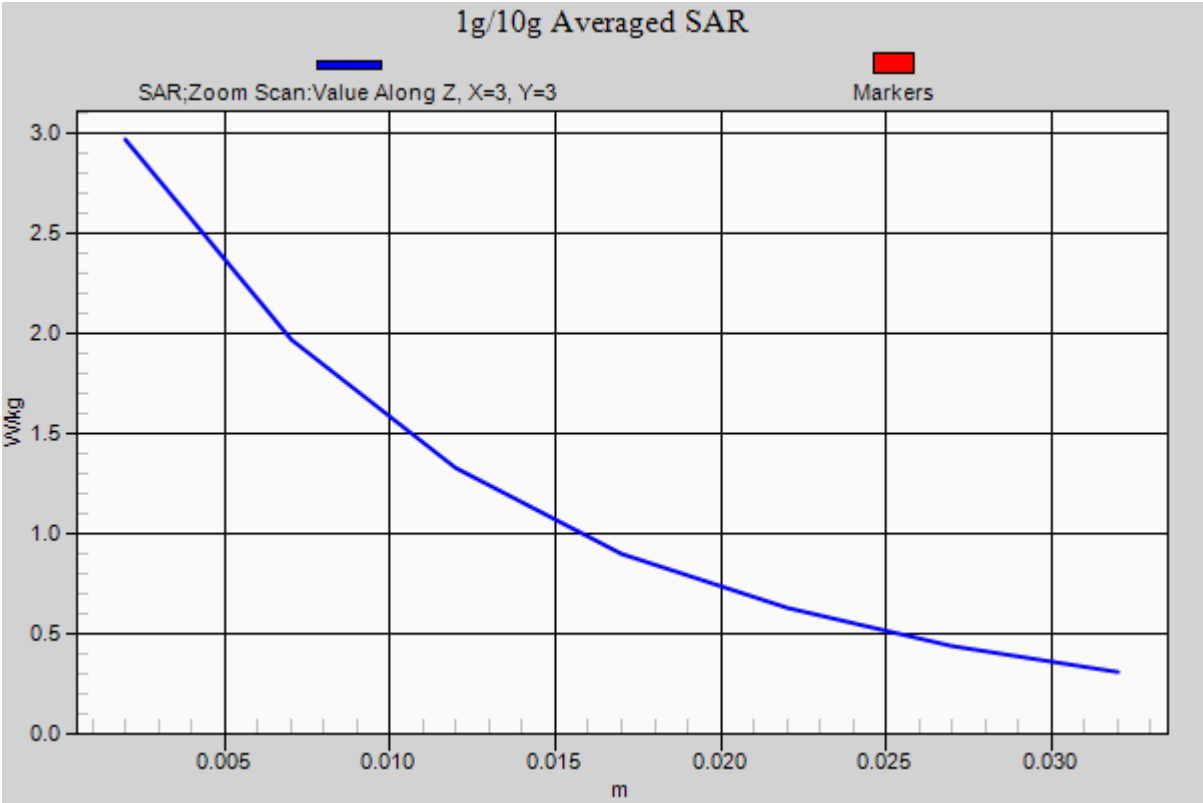

DT&C Co., Ltd.

DUT: Dipole 835 MHz D835V2; Type: D835V2; Serial: D835V2 - SN:464

Communication System: CW (0); Frequency: 835 MHz;Duty Cycle: 1:1
Medium parameters used: f = 835 MHz; σ = 0.988 S/m; ε_r = 53.695; ρ = 1000 kg/m^3
Phantom section: Flat Section

DASY5 Configuration:
Probe: EX3DV4 - SN3930; ConvF(9.49, 9.49, 9.49); Calibrated: 2015-07-22; Electronics: DAE4 Sn1335
Phantom: SAM with CRP_20120521; Type: SAM; Serial: 1679
Measurement SW: DASY52, Version 52.8 (8); SEMCAD X Version 14.6.10 (7331)

Test Date: 2015-10-19; Ambient Temp: 21.1; Tissue Temp:21.6

835 MHz System Verification

Area Scan (51x121x1): Interpolated grid: dx=15mm, dy=15mm
Zoom Scan (7x7x7)/Cube 0: Measurement grid: dx=5mm, dy=5mm, dz=5mm
Power Drift = 0.10 dB
Peak SAR (extrapolated) = 4.01 W/kg
SAR(1 g) = 2.41 W/kg; SAR(10 g) = 1.58 W/kg

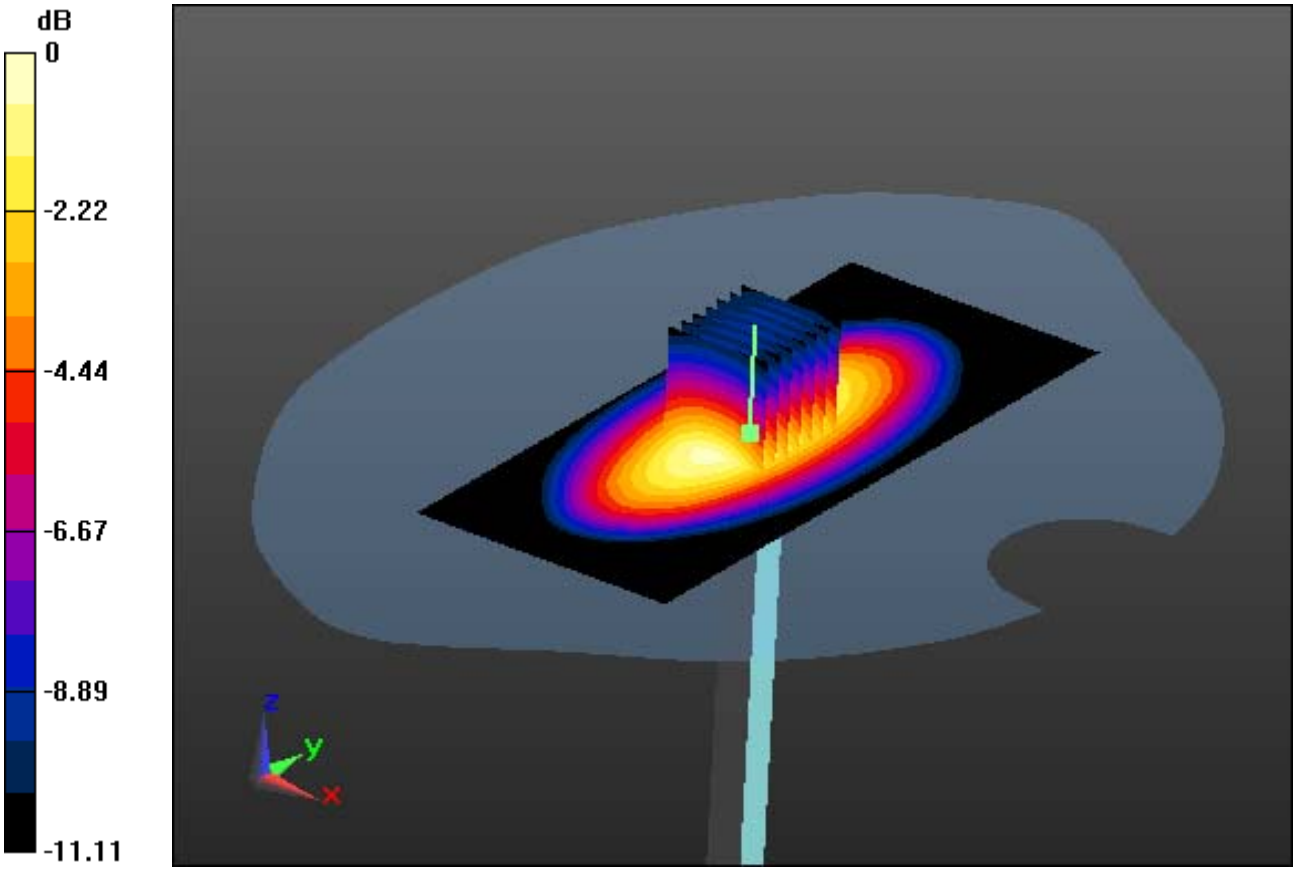

0 dB = 3.42 W/kg

DT&C Co., Ltd.

DUT: Dipole 835 MHz D835V2; Type: D835V2; Serial: D835V2 - SN:464

Communication System: CW (0); Frequency: 835 MHz;Duty Cycle: 1:1
Medium parameters used: f = 835 MHz; σ = 0.988 S/m; ε_r = 53.695; ρ = 1000 kg/m^3
Phantom section: Flat Section

DASY5 Configuration:
Probe: EX3DV4 - SN3930; ConvF(9.49, 9.49, 9.49); Calibrated: 2015-07-22; Electronics: DAE4 Sn1335
Phantom: SAM with CRP_20120521; Type: SAM; Serial: 1679
Measurement SW: DASY52, Version 52.8 (8); SEMCAD X Version 14.6.10 (7331)

Test Date: 2015-10-19; Ambient Temp: 21.1; Tissue Temp:21.6

835 MHz System Verification

Area Scan (51x121x1): Interpolated grid: dx=15mm, dy=15mm
Zoom Scan (7x7x7)/Cube 0: Measurement grid: dx=5mm, dy=5mm, dz=5mm
Power Drift = 0.10 dB
Peak SAR (extrapolated) = 4.01 W/kg
SAR(1 g) = 2.41 W/kg; SAR(10 g) = 1.58 W/kg

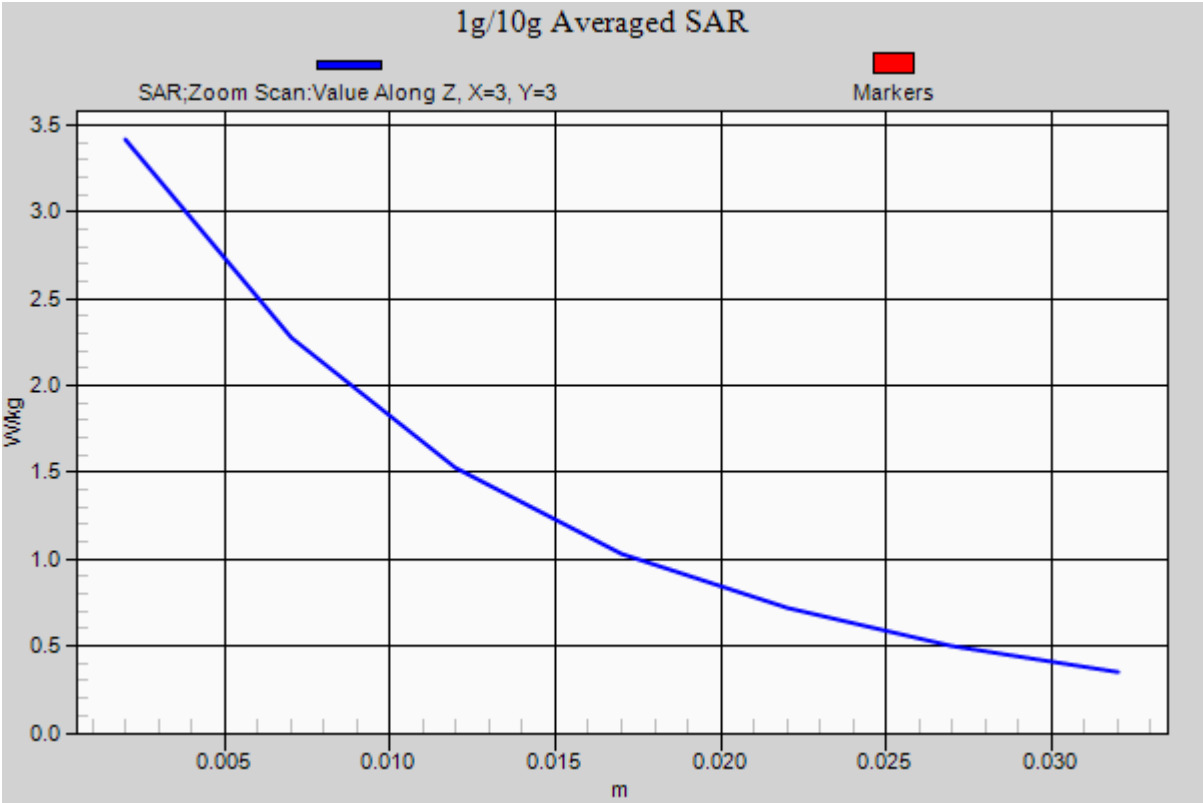

DT&C Co., Ltd.

DUT: Dipole 1900 MHz D1900V2; Type: D1900V2; Serial: D1900V2 - SN:5d029

Communication System: CW (0); Frequency: 1900 MHz;Duty Cycle: 1:1
Medium parameters used: f = 1900 MHz; σ = 1.422 S/m; ε_r = 39.834; ρ = 1000 kg/m^3
Phantom section: Flat Section

DASY5 Configuration:
Probe: EX3DV4 - SN3930; ConvF(8.3, 8.3, 8.3); Calibrated: 2015-07-22; Electronics: DAE4 Sn1335
Phantom: SAM with CRP_20120521; Type: SAM; Serial: 1679
Measurement SW: DASY52, Version 52.8 (8); SEMCAD X Version 14.6.10 (7331)

Test Date: 2015-10-20; Ambient Temp: 21.3; Tissue Temp:21.8

1900 MHz System Verification

Area Scan (61x91x1): Interpolated grid: dx=10mm, dy=10mm
Zoom Scan (7x7x7)/Cube 0: Measurement grid: dx=5mm, dy=5mm, dz=5mm
Power Drift = 0.00 dB
Peak SAR (extrapolated) = 18.6 W/kg
SAR(1 g) = 9.86 W/kg; SAR(10 g) = 5.1 W/kg

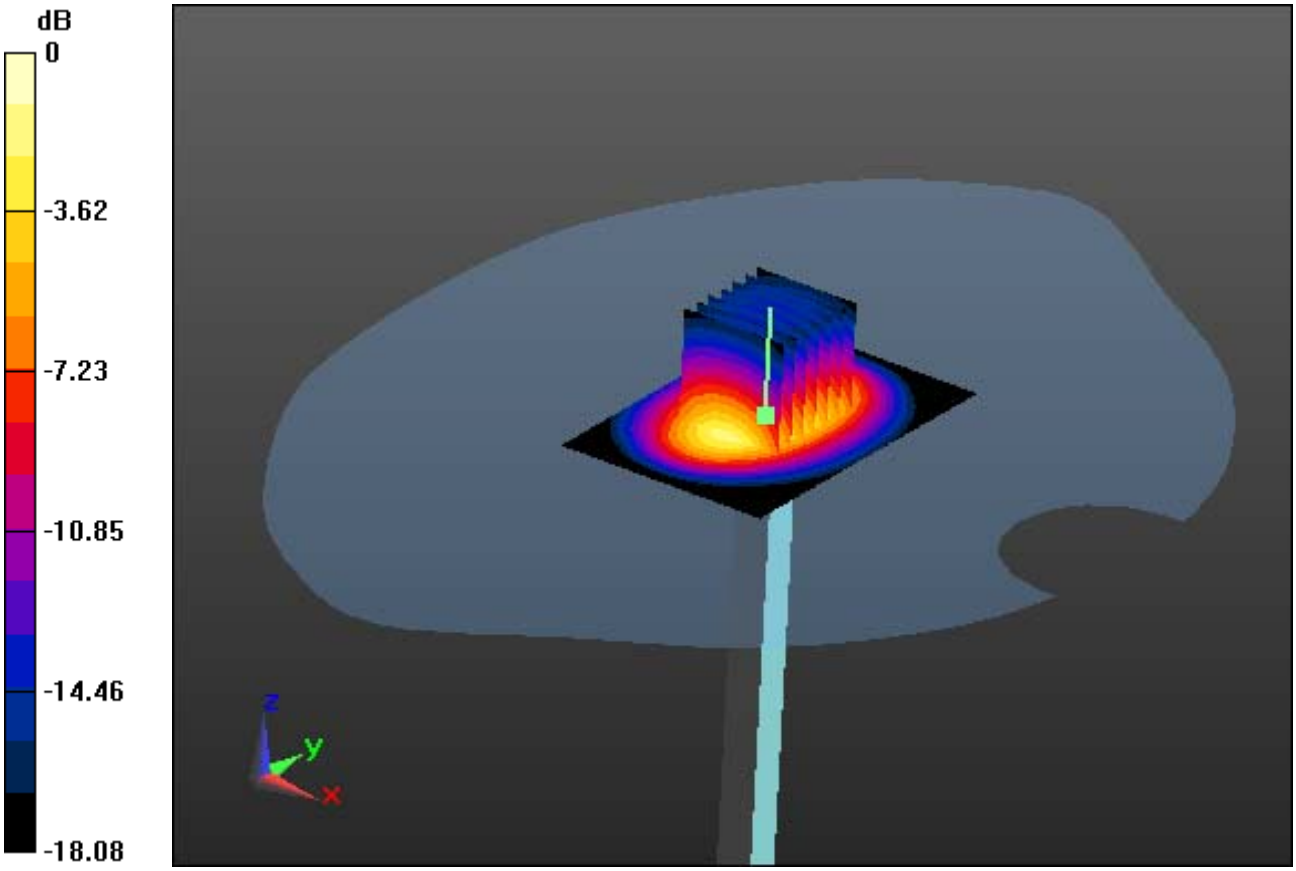

0 dB = 14.4 W/kg

DT&C Co., Ltd.

DUT: Dipole 1900 MHz D1900V2; Type: D1900V2; Serial: D1900V2 - SN:5d029

Communication System: CW (0); Frequency: 1900 MHz;Duty Cycle: 1:1
Medium parameters used: f = 1900 MHz; σ = 1.422 S/m; ε_r = 39.834; ρ = 1000 kg/m^3
Phantom section: Flat Section

DASY5 Configuration:
Probe: EX3DV4 - SN3930; ConvF(8.3, 8.3, 8.3); Calibrated: 2015-07-22; Electronics: DAE4 Sn1335
Phantom: SAM with CRP_20120521; Type: SAM; Serial: 1679
Measurement SW: DASY52, Version 52.8 (8); SEMCAD X Version 14.6.10 (7331)

Test Date: 2015-10-20; Ambient Temp: 21.3; Tissue Temp:21.8

1900 MHz System Verification

Area Scan (61x91x1): Interpolated grid: dx=10mm, dy=10mm
Zoom Scan (7x7x7)/Cube 0: Measurement grid: dx=5mm, dy=5mm, dz=5mm
Power Drift = 0.00 dB
Peak SAR (extrapolated) = 18.6 W/kg
SAR(1 g) = 9.86 W/kg; SAR(10 g) = 5.1 W/kg

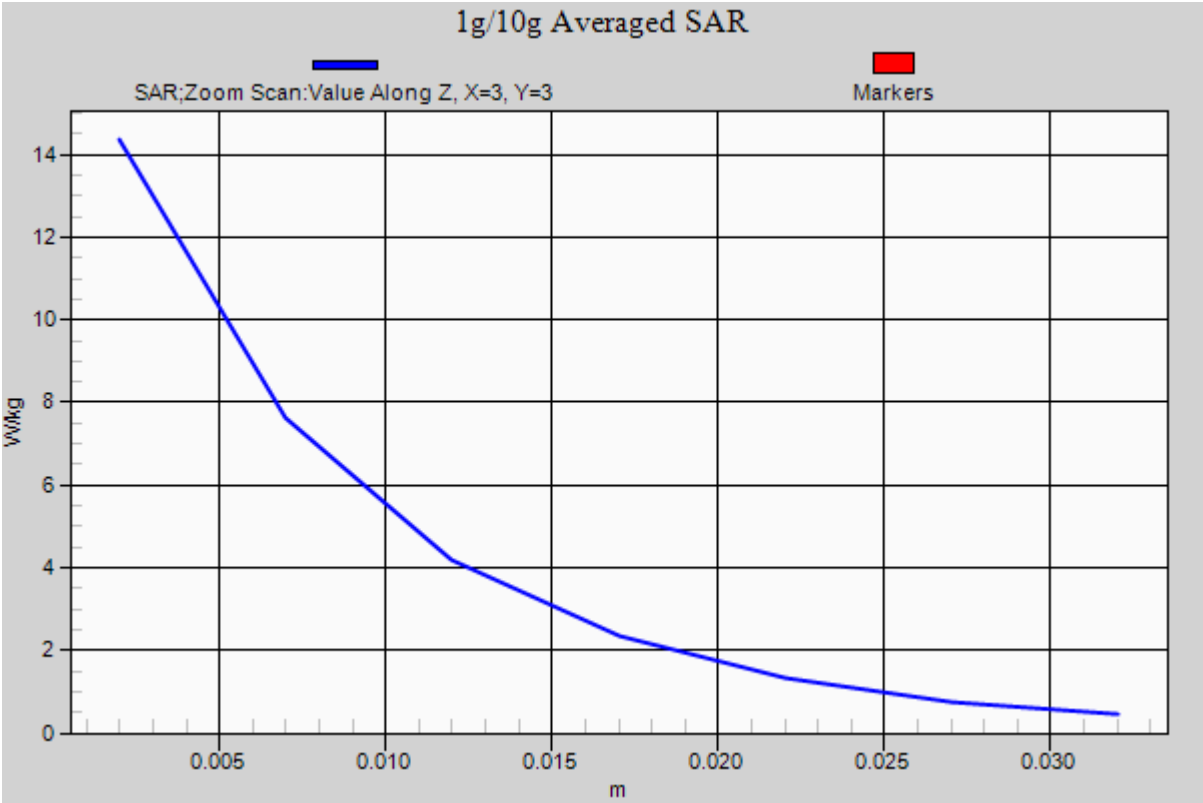

DT&C Co., Ltd.

DUT: Dipole 1900 MHz D1900V2; Type: D1900V2; Serial: D1900V2 - SN:5d029

Communication System: CW (0); Frequency: 1900 MHz;Duty Cycle: 1:1
Medium parameters used: f = 1900 MHz; σ = 1.515 S/m; ε_r = 52.13; ρ = 1000 kg/m^3
Phantom section: Flat Section

DASY5 Configuration:
Probe: EX3DV4 - SN3930; ConvF(7.78, 7.78, 7.78); Calibrated: 2015-07-22; Electronics: DAE4 Sn1335
Phantom: SAM with CRP_20120521; Type: SAM; Serial: 1679
Measurement SW: DASY52, Version 52.8 (8); SEMCAD X Version 14.6.10 (7331)

Test Date: 2015-10-20; Ambient Temp: 21.3; Tissue Temp:21.8

1900 MHz System Verification

Area Scan (61x91x1): Interpolated grid: dx=10mm, dy=10mm
Zoom Scan (7x7x7)/Cube 0: Measurement grid: dx=5mm, dy=5mm, dz=5mm
Power Drift = -0.02 dB
Peak SAR (extrapolated) = 20.7 W/kg
SAR(1 g) = 10.2 W/kg; SAR(10 g) = 5.39 W/kg

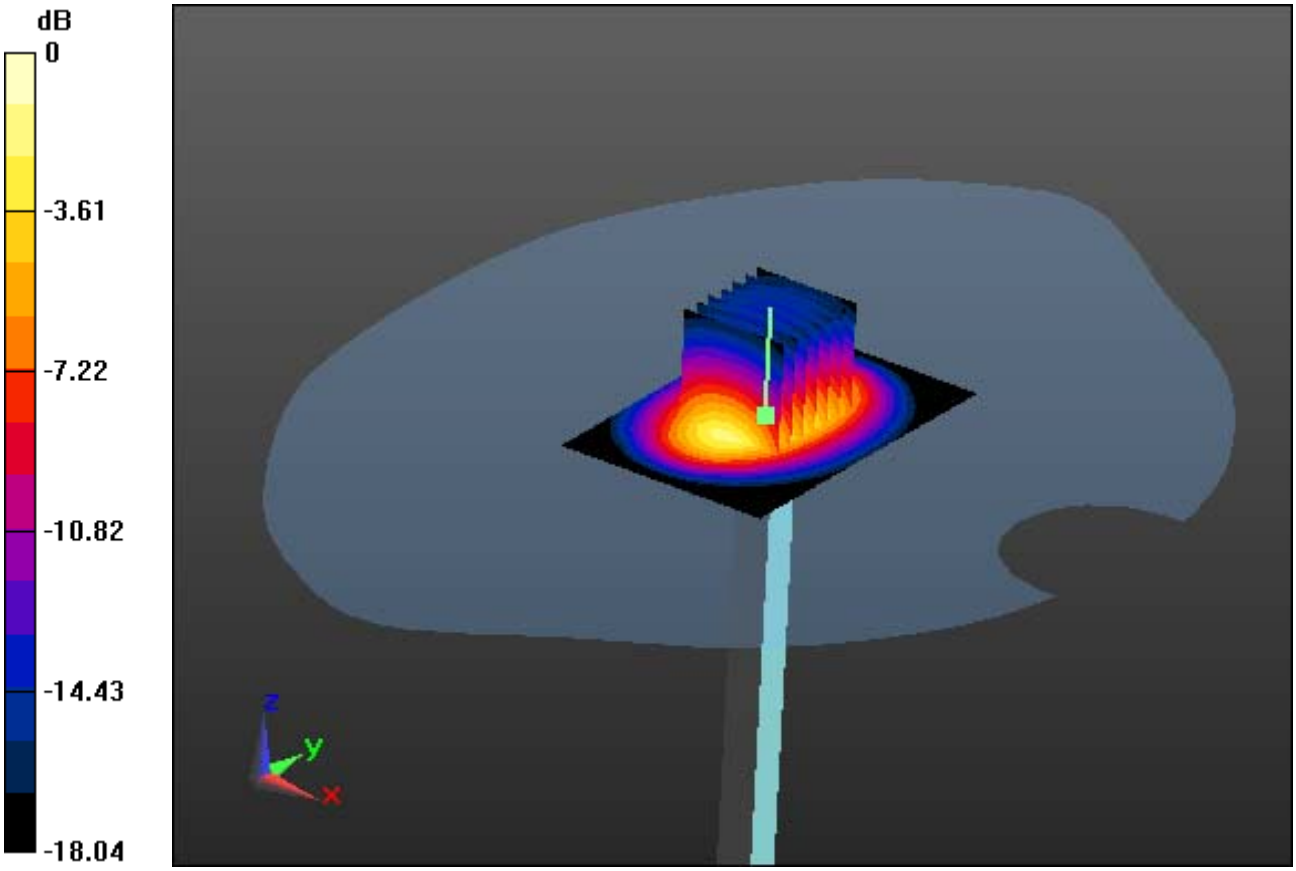

0 dB = 16.0 W/kg

DT&C Co., Ltd.

DUT: Dipole 1900 MHz D1900V2; Type: D1900V2; Serial: D1900V2 - SN:5d029

Communication System: CW (0); Frequency: 1900 MHz;Duty Cycle: 1:1
Medium parameters used: f = 1900 MHz; σ = 1.515 S/m; ε_r = 52.13; ρ = 1000 kg/m^3
Phantom section: Flat Section

DASY5 Configuration:
Probe: EX3DV4 - SN3930; ConvF(7.78, 7.78, 7.78); Calibrated: 2015-07-22; Electronics: DAE4 Sn1335
Phantom: SAM with CRP_20120521; Type: SAM; Serial: 1679
Measurement SW: DASY52, Version 52.8 (8); SEMCAD X Version 14.6.10 (7331)

Test Date: 2015-10-20; Ambient Temp: 21.3; Tissue Temp:21.8

1900 MHz System Verification

Area Scan (61x91x1): Interpolated grid: dx=10mm, dy=10mm
Zoom Scan (7x7x7)/Cube 0: Measurement grid: dx=5mm, dy=5mm, dz=5mm
Power Drift = -0.02 dB
Peak SAR (extrapolated) = 20.7 W/kg
SAR(1 g) = 10.2 W/kg; SAR(10 g) = 5.39 W/kg

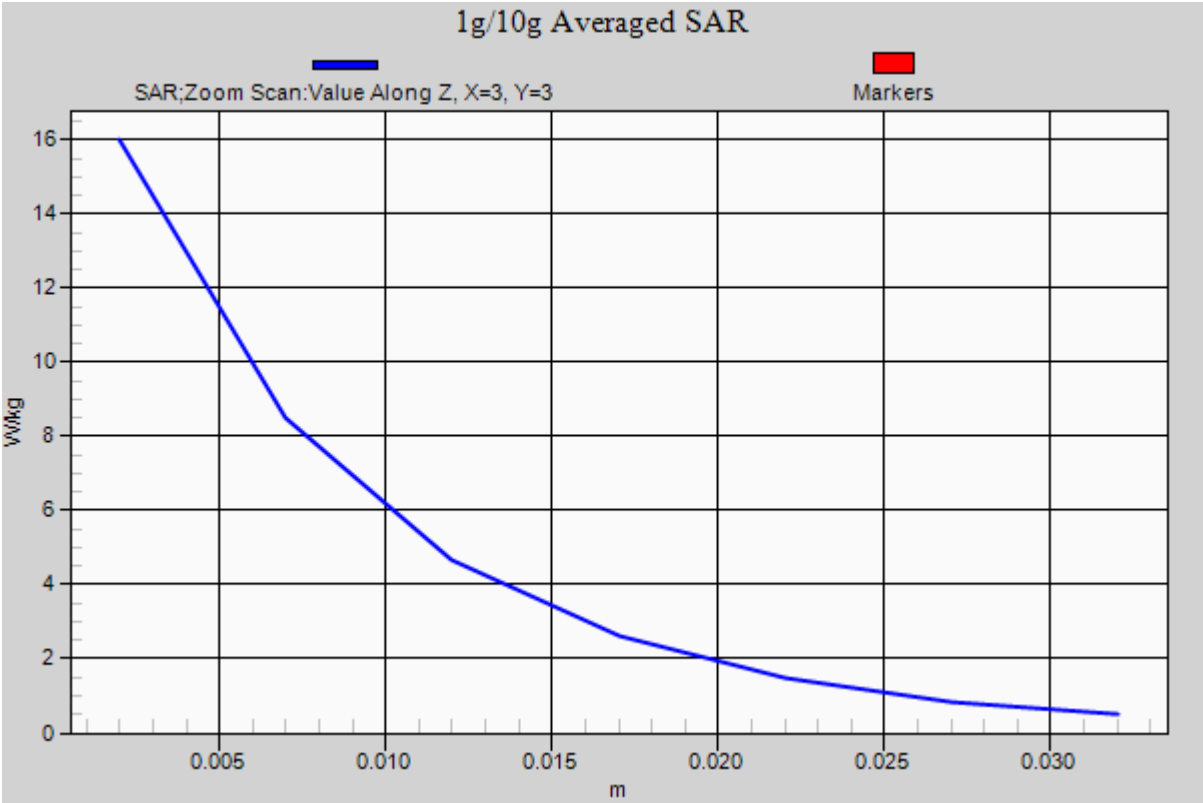

DT&C Co., Ltd.

DUT: Dipole 835 MHz D835V2; Type: D835V2; Serial: D835V2 - SN:464

Communication System: CW (0); Frequency: 835 MHz;Duty Cycle: 1:1
Medium parameters used: f = 835 MHz; σ = 0.897 S/m; ε_r = 41.469; ρ = 1000 kg/m^3
Phantom section: Flat Section

DASY5 Configuration:
Probe: EX3DV4 - SN3930; ConvF(9.81, 9.81, 9.81); Calibrated: 2015-07-22; Electronics: DAE4 Sn1335
Phantom: SAM with CRP_20120521; Type: SAM; Serial: 1679
Measurement SW: DASY52, Version 52.8 (8); SEMCAD X Version 14.6.10 (7331)

Test Date: 2015-10-14; Ambient Temp: 21.4; Tissue Temp:21.8

835 MHz System Verification

Area Scan (51x121x1): Interpolated grid: dx=15mm, dy=15mm
Zoom Scan (7x7x7)/Cube 0: Measurement grid: dx=5mm, dy=5mm, dz=5mm
Power Drift = -0.01 dB
Peak SAR (extrapolated) = 3.53 W/kg
SAR(1 g) = 2.36 W/kg; SAR(10 g) = 1.52 W/kg

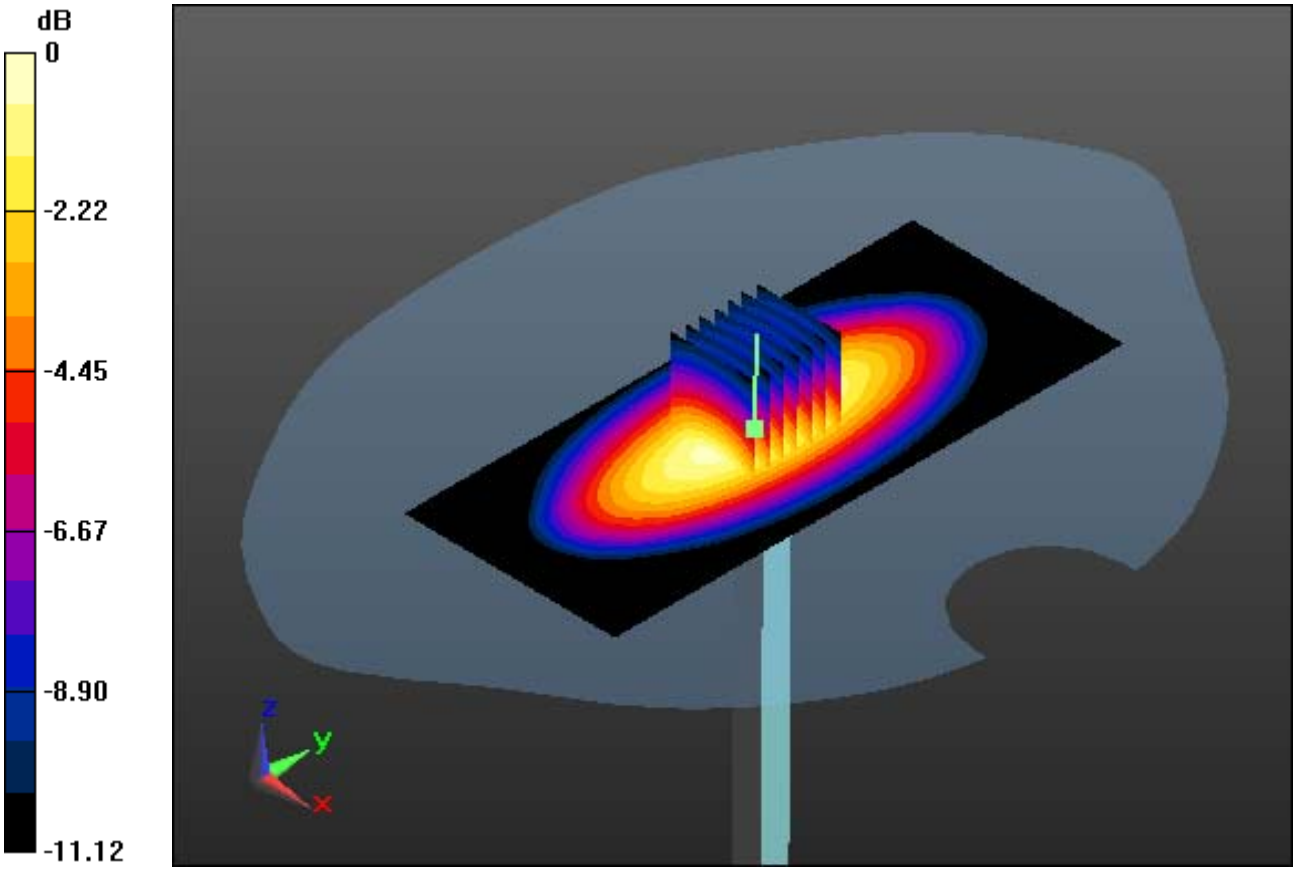

0 dB = 3.01 W/kg

DT&C Co., Ltd.

DUT: Dipole 835 MHz D835V2; Type: D835V2; Serial: D835V2 - SN:464

Communication System: CW (0); Frequency: 835 MHz;Duty Cycle: 1:1
Medium parameters used: f = 835 MHz; σ = 0.897 S/m; ε_r = 41.469; ρ = 1000 kg/m^3
Phantom section: Flat Section

DASY5 Configuration:
Probe: EX3DV4 - SN3930; ConvF(9.81, 9.81, 9.81); Calibrated: 2015-07-22; Electronics: DAE4 Sn1335
Phantom: SAM with CRP_20120521; Type: SAM; Serial: 1679
Measurement SW: DASY52, Version 52.8 (8); SEMCAD X Version 14.6.10 (7331)

Test Date: 2015-10-14; Ambient Temp: 21.4; Tissue Temp:21.8

835 MHz System Verification

Area Scan (51x121x1): Interpolated grid: dx=15mm, dy=15mm
Zoom Scan (7x7x7)/Cube 0: Measurement grid: dx=5mm, dy=5mm, dz=5mm
Power Drift = -0.01 dB
Peak SAR (extrapolated) = 3.53 W/kg
SAR(1 g) = 2.36 W/kg; SAR(10 g) = 1.52 W/kg

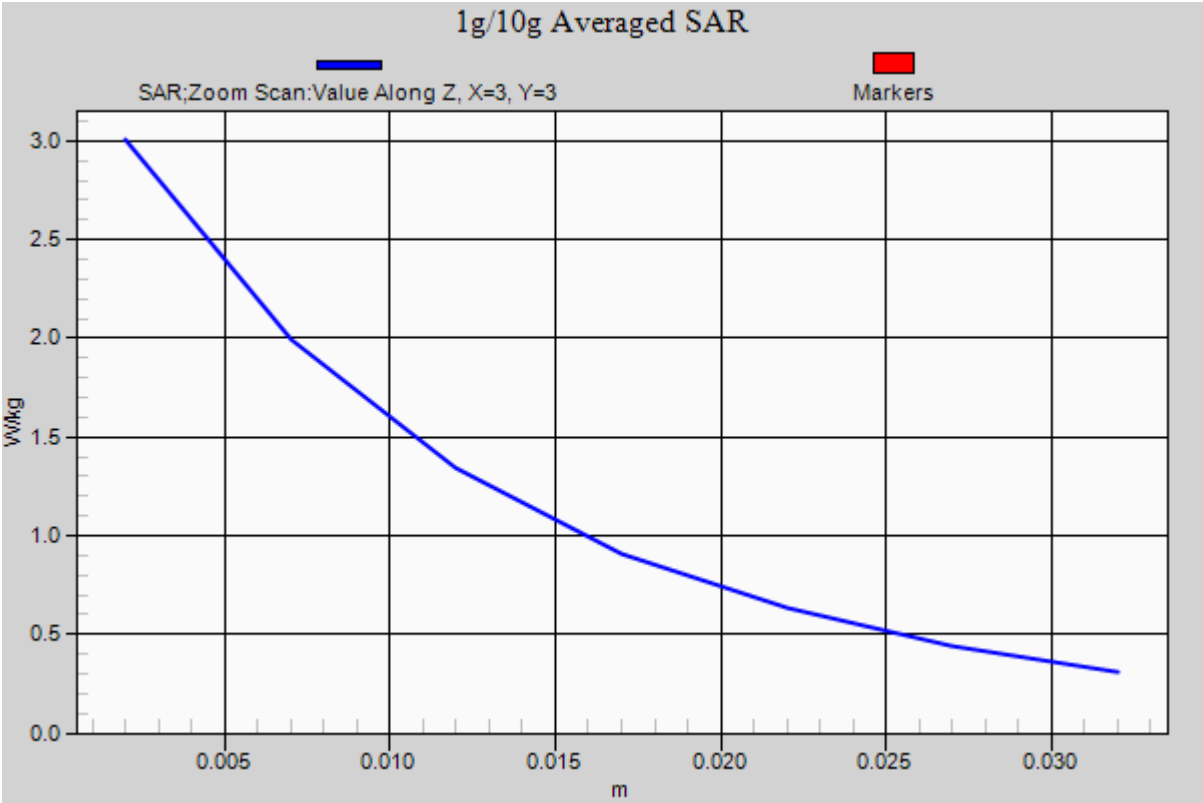

DT&C Co., Ltd.

DUT: Dipole 835 MHz D835V2; Type: D835V2; Serial: D835V2 - SN:464

Communication System: CW (0); Frequency: 835 MHz;Duty Cycle: 1:1
Medium parameters used: f = 835 MHz; σ = 0.995 S/m; ε_r = 54.359; ρ = 1000 kg/m^3
Phantom section: Flat Section

DASY5 Configuration:
Probe: EX3DV4 - SN3930; ConvF(9.49, 9.49, 9.49); Calibrated: 2015-07-22; Electronics: DAE4 Sn1335
Phantom: SAM with CRP_20120521; Type: SAM; Serial: 1679
Measurement SW: DASY52, Version 52.8 (8); SEMCAD X Version 14.6.10 (7331)

Test Date: 2015-10-14; Ambient Temp: 21.4; Tissue Temp:21.8

835 MHz System Verification

Area Scan (51x121x1): Interpolated grid: dx=15mm, dy=15mm
Zoom Scan (7x7x7)/Cube 0: Measurement grid: dx=5mm, dy=5mm, dz=5mm
Power Drift = -0.03 dB
Peak SAR (extrapolated) = 3.91 W/kg
SAR(1 g) = 2.42 W/kg; SAR(10 g) = 1.59 W/kg

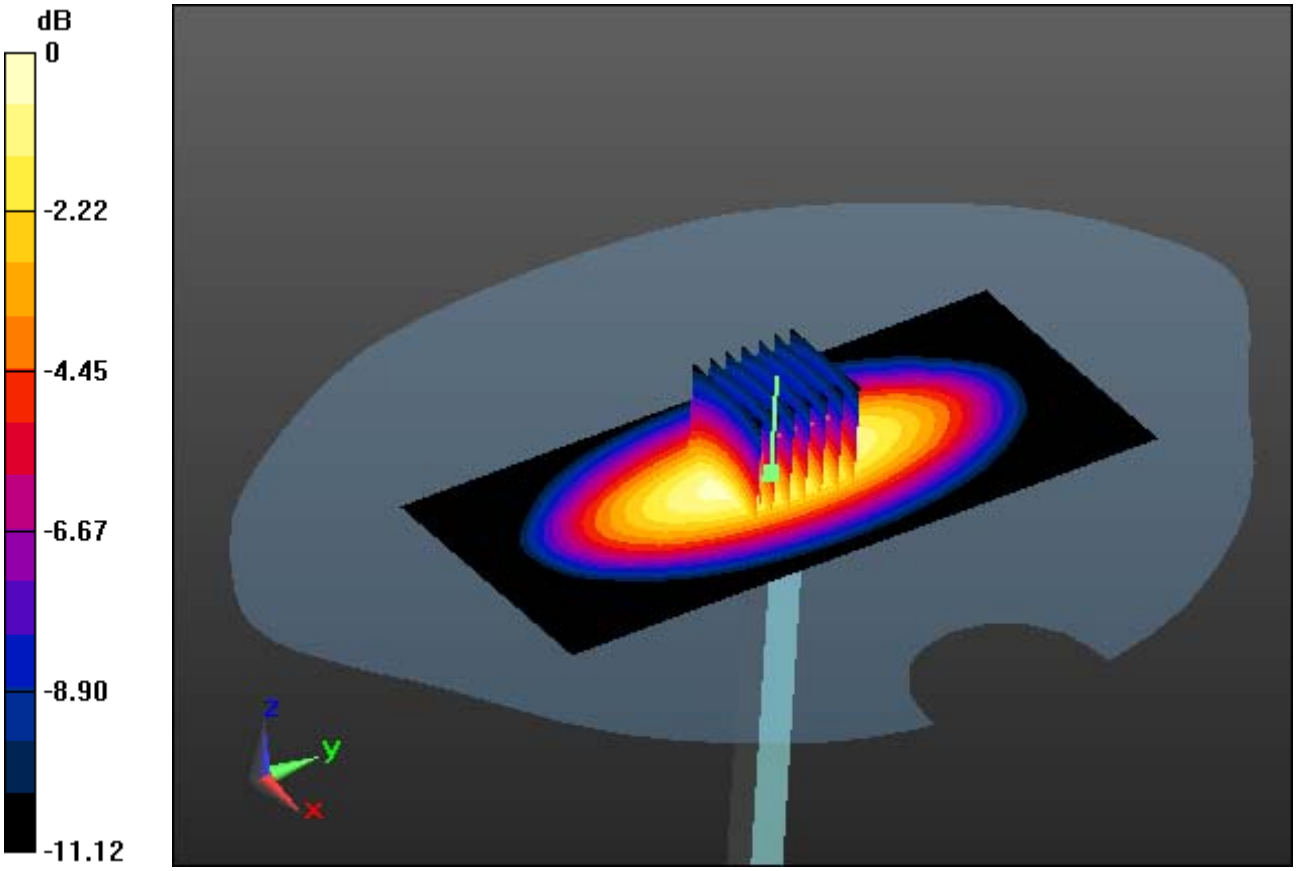

0 dB = 3.33 W/kg

DT&C Co., Ltd.

DUT: Dipole 835 MHz D835V2; Type: D835V2; Serial: D835V2 - SN:464

Communication System: CW (0); Frequency: 835 MHz;Duty Cycle: 1:1
Medium parameters used: f = 835 MHz; σ = 0.995 S/m; ε_r = 54.359; ρ = 1000 kg/m^3
Phantom section: Flat Section

DASY5 Configuration:
Probe: EX3DV4 - SN3930; ConvF(9.49, 9.49, 9.49); Calibrated: 2015-07-22; Electronics: DAE4 Sn1335
Phantom: SAM with CRP_20120521; Type: SAM; Serial: 1679
Measurement SW: DASY52, Version 52.8 (8); SEMCAD X Version 14.6.10 (7331)

Test Date: 2015-10-14; Ambient Temp: 21.4; Tissue Temp:21.8

835 MHz System Verification

Area Scan (51x121x1): Interpolated grid: dx=15mm, dy=15mm
Zoom Scan (7x7x7)/Cube 0: Measurement grid: dx=5mm, dy=5mm, dz=5mm
Power Drift = -0.03 dB
Peak SAR (extrapolated) = 3.91 W/kg
SAR(1 g) = 2.42 W/kg; SAR(10 g) = 1.59 W/kg

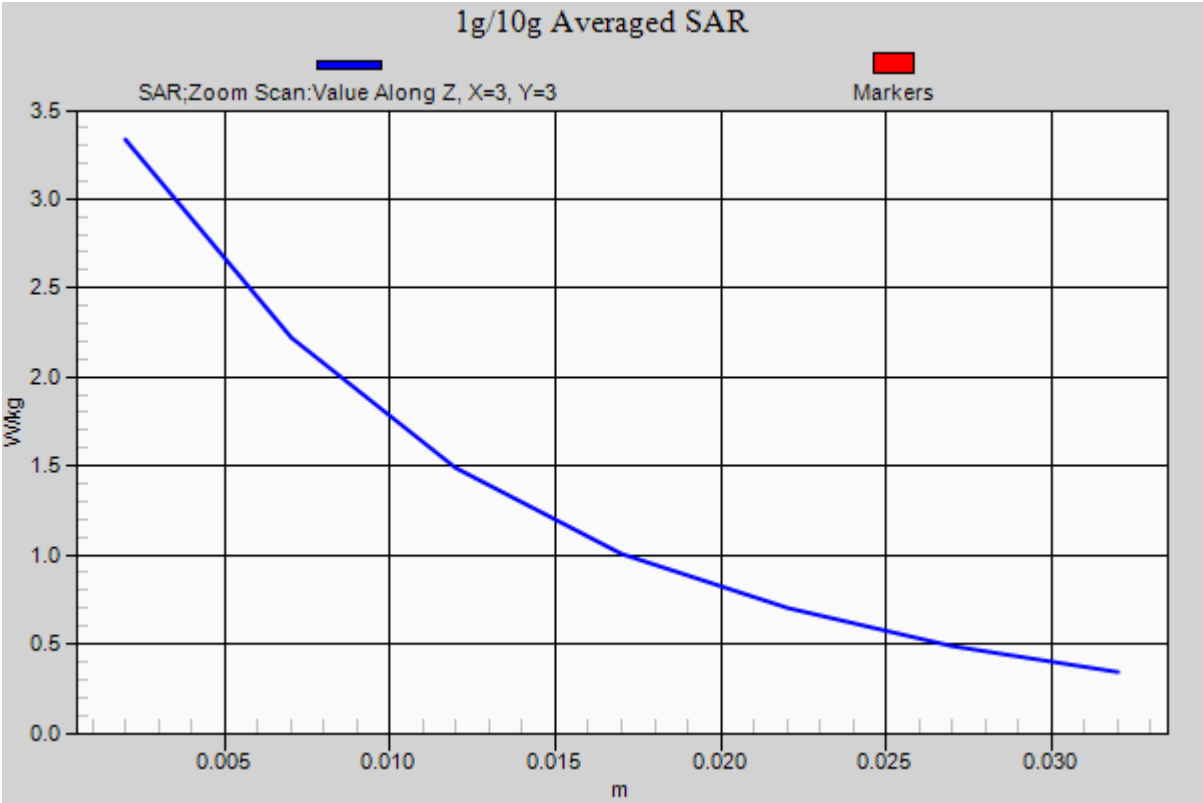

DT&C Co., Ltd.

DUT: Dipole 1800 MHz; Type: D1800V2; Serial: D1800V2 - SN:2d047

Communication System: CW (0); Frequency: 1800 MHz;Duty Cycle: 1:1
Medium parameters used: f = 1800 MHz; σ = 1.454 S/m; ε_r = 38.97; ρ = 1000 kg/m^3
Phantom section: Flat Section

DASY5 Configuration:
Probe: EX3DV4 - SN3930; ConvF(8.64, 8.64, 8.64); Calibrated: 2015-07-22; Electronics: DAE4 Sn1335
Phantom: SAM with CRP_20120521; Type: SAM; Serial: 1679
Measurement SW: DASY52, Version 52.8 (8); SEMCAD X Version 14.6.10 (7331)

Test Date: 2015-10-15; Ambient Temp: 21.2; Tissue Temp:21.5

1800 MHz System Verification

Area Scan (61x91x1): Interpolated grid: dx=10mm, dy=10mm
Zoom Scan (7x7x7)/Cube 0: Measurement grid: dx=5mm, dy=5mm, dz=5mm
Power Drift = -0.02 dB
Peak SAR (extrapolated) = 15.8 W/kg
SAR(1 g) = 9.77 W/kg; SAR(10 g) = 5.15 W/kg

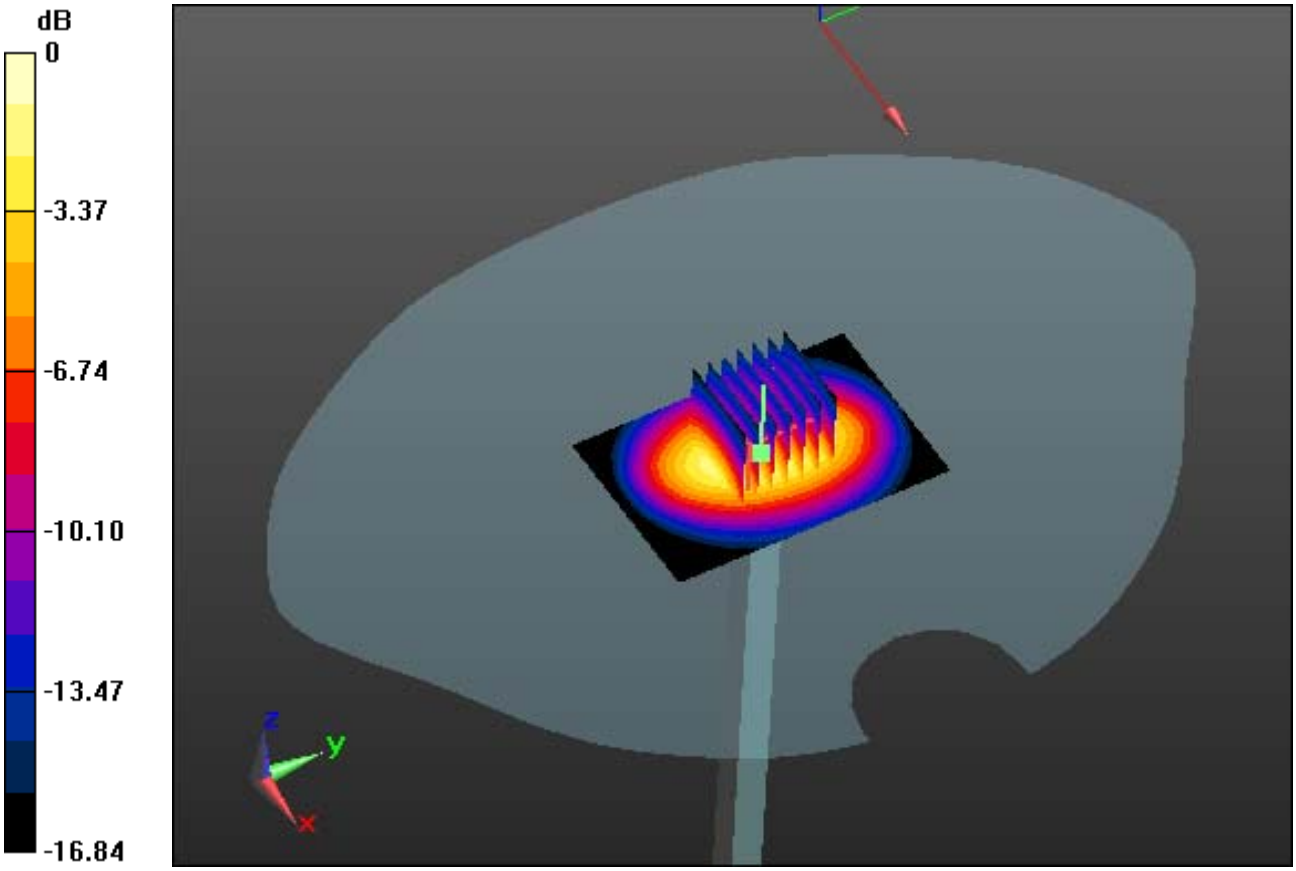

0 dB = 12.6 W/kg

DT&C Co., Ltd.

DUT: Dipole 1800 MHz; Type: D1800V2; Serial: D1800V2 - SN:2d047

Communication System: CW (0); Frequency: 1800 MHz;Duty Cycle: 1:1
Medium parameters used: f = 1800 MHz; σ = 1.454 S/m; ε_r = 38.97; ρ = 1000 kg/m^3
Phantom section: Flat Section

DASY5 Configuration:
Probe: EX3DV4 - SN3930; ConvF(8.64, 8.64, 8.64); Calibrated: 2015-07-22; Electronics: DAE4 Sn1335
Phantom: SAM with CRP_20120521; Type: SAM; Serial: 1679
Measurement SW: DASY52, Version 52.8 (8); SEMCAD X Version 14.6.10 (7331)

Test Date: 2015-10-15; Ambient Temp: 21.2; Tissue Temp:21.5

1800 MHz System Verification

Area Scan (61x91x1): Interpolated grid: dx=10mm, dy=10mm
Zoom Scan (7x7x7)/Cube 0: Measurement grid: dx=5mm, dy=5mm, dz=5mm
Power Drift = -0.02 dB
Peak SAR (extrapolated) = 15.8 W/kg
SAR(1 g) = 9.77 W/kg; SAR(10 g) = 5.15 W/kg

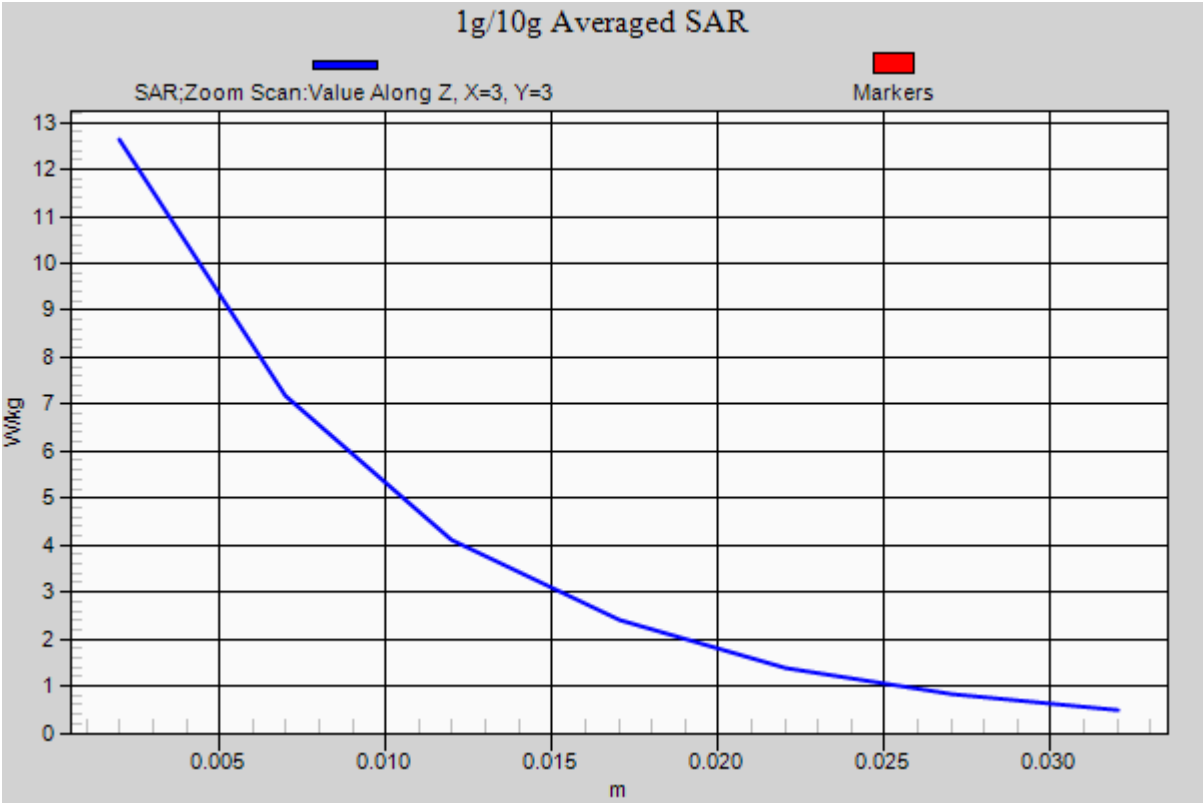

DT&C Co., Ltd.

DUT: Dipole 1800 MHz; Type: D1800V2; Serial: D1800V2 - SN:2d047

Communication System: CW (0); Frequency: 1800 MHz;Duty Cycle: 1:1
Medium parameters used: f = 1800 MHz; σ = 1.545 S/m; ε_r = 53.862; ρ = 1000 kg/m^3
Phantom section: Flat Section

DASY5 Configuration:
Probe: EX3DV4 - SN3930; ConvF(8.03, 8.03, 8.03); Calibrated: 2015-07-22; Electronics: DAE4 Sn1335
Phantom: SAM with CRP_20120521; Type: SAM; Serial: 1679
Measurement SW: DASY52, Version 52.8 (8); SEMCAD X Version 14.6.10 (7331)

Test Date: 2015-10-15; Ambient Temp: 21.2; Tissue Temp:21.5

1800 MHz System Verification

Area Scan (61x91x1): Interpolated grid: dx=10mm, dy=10mm
Zoom Scan (7x7x7)/Cube 0: Measurement grid: dx=5mm, dy=5mm, dz=5mm
Power Drift = -0.10 dB
Peak SAR (extrapolated) = 18.4 W/kg
SAR(1 g) = 9.81 W/kg; SAR(10 g) = 5.19 W/kg

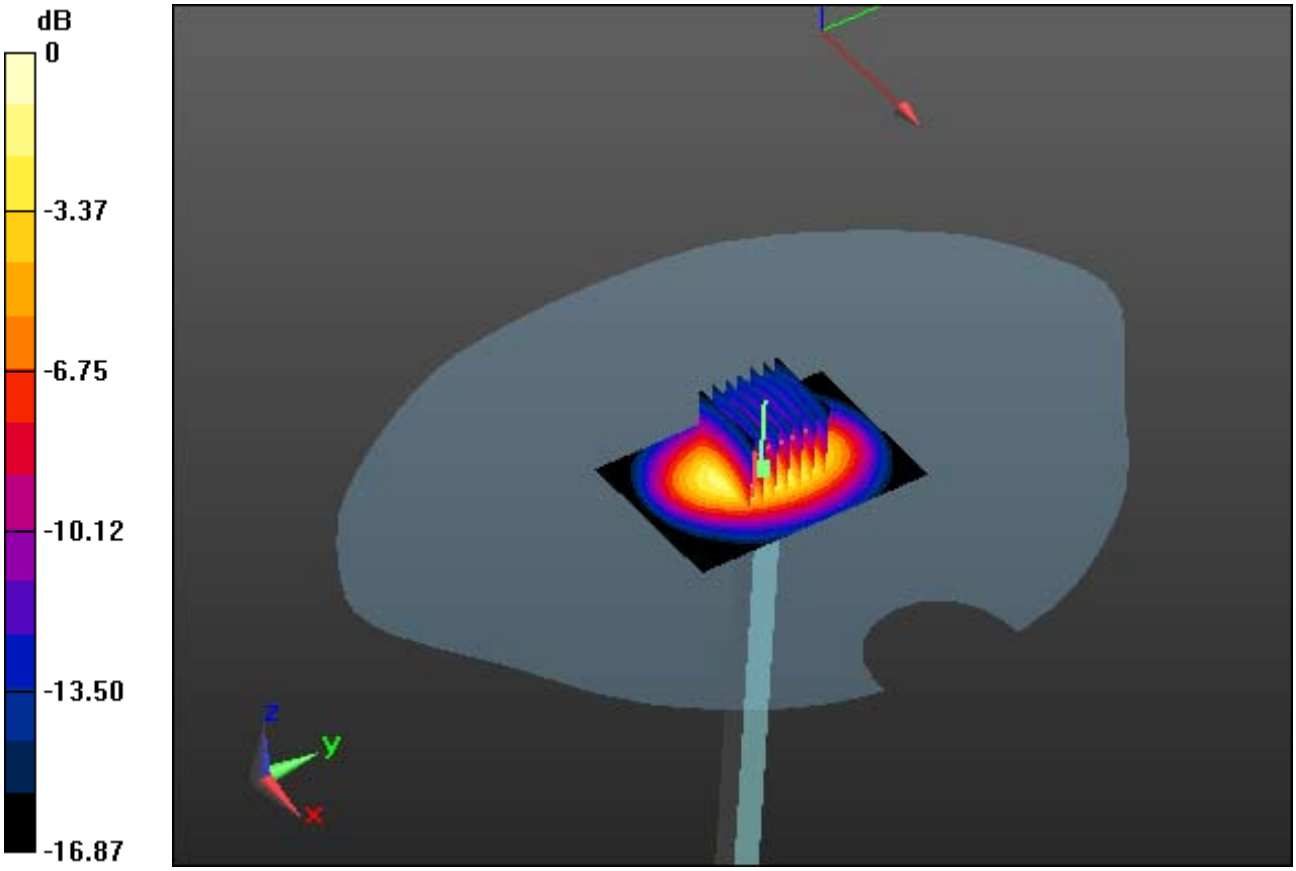

0 dB = 14.5 W/kg

DT&C Co., Ltd.

DUT: Dipole 1800 MHz; Type: D1800V2; Serial: D1800V2 - SN:2d047

Communication System: CW (0); Frequency: 1800 MHz;Duty Cycle: 1:1
Medium parameters used: f = 1800 MHz; σ = 1.545 S/m; ε_r = 53.862; ρ = 1000 kg/m^3
Phantom section: Flat Section

DASY5 Configuration:
Probe: EX3DV4 - SN3930; ConvF(8.03, 8.03, 8.03); Calibrated: 2015-07-22; Electronics: DAE4 Sn1335
Phantom: SAM with CRP_20120521; Type: SAM; Serial: 1679
Measurement SW: DASY52, Version 52.8 (8); SEMCAD X Version 14.6.10 (7331)

Test Date: 2015-10-15; Ambient Temp: 21.2; Tissue Temp:21.5

1800 MHz System Verification

Area Scan (61x91x1): Interpolated grid: dx=10mm, dy=10mm
Zoom Scan (7x7x7)/Cube 0: Measurement grid: dx=5mm, dy=5mm, dz=5mm
Power Drift = -0.10 dB
Peak SAR (extrapolated) = 18.4 W/kg
SAR(1 g) = 9.81 W/kg; SAR(10 g) = 5.19 W/kg

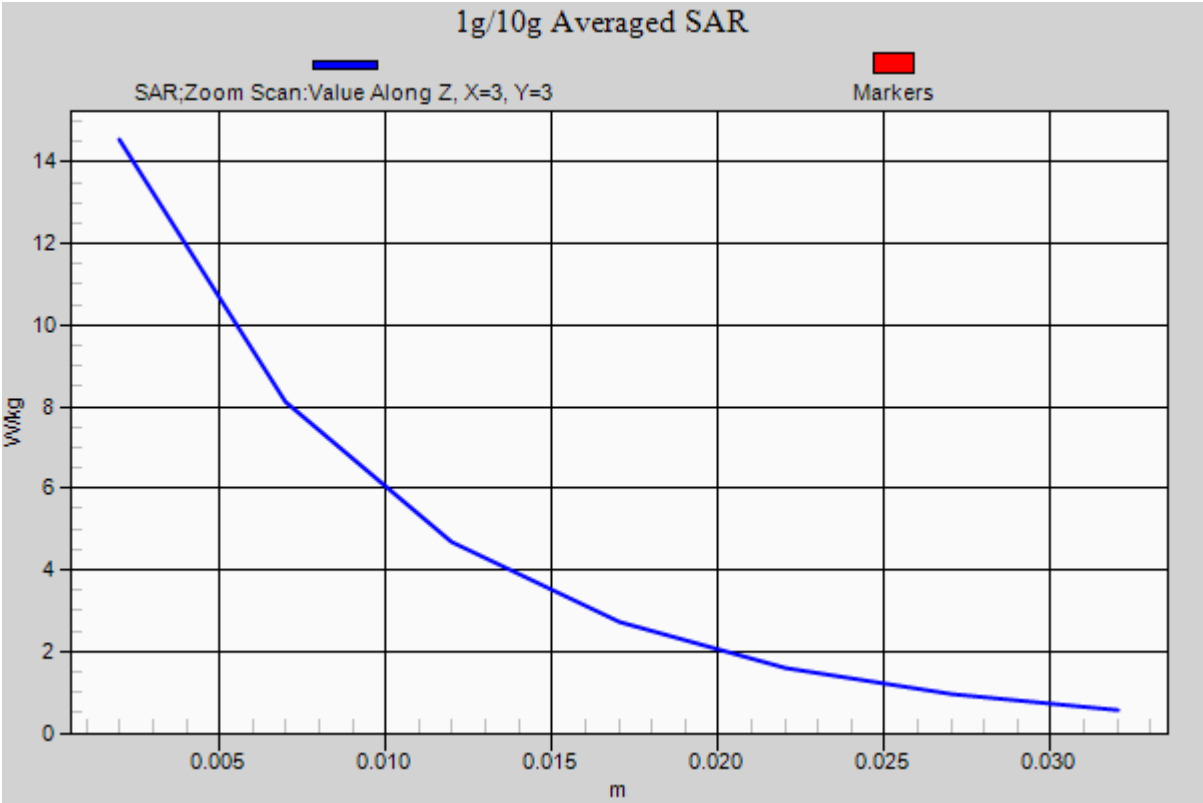

DT&C Co., Ltd.

DUT: Dipole 1900 MHz D1900V2; Type: D1900V2; Serial: D1900V2 - SN:5d029

Communication System: CW (0); Frequency: 1900 MHz;Duty Cycle: 1:1
Medium parameters used: f = 1900 MHz; σ = 1.427 S/m; ε_r = 40.547; ρ = 1000 kg/m^3
Phantom section: Flat Section

DASY5 Configuration:
Probe: EX3DV4 - SN3930; ConvF(8.3, 8.3, 8.3); Calibrated: 2015-07-22; Electronics: DAE4 Sn1335
Phantom: SAM with CRP_20120521; Type: SAM; Serial: 1679
Measurement SW: DASY52, Version 52.8 (8); SEMCAD X Version 14.6.10 (7331)

Test Date: 2015-10-16; Ambient Temp: 21.3; Tissue Temp:21.7

1900 MHz System Verification

Area Scan (61x91x1): Interpolated grid: dx=10mm, dy=10mm
Zoom Scan (7x7x7)/Cube 0: Measurement grid: dx=5mm, dy=5mm, dz=5mm
Power Drift = -0.14 dB
Peak SAR (extrapolated) = 19.1 W/kg
SAR(1 g) = 10.1 W/kg; SAR(10 g) = 5.25 W/kg

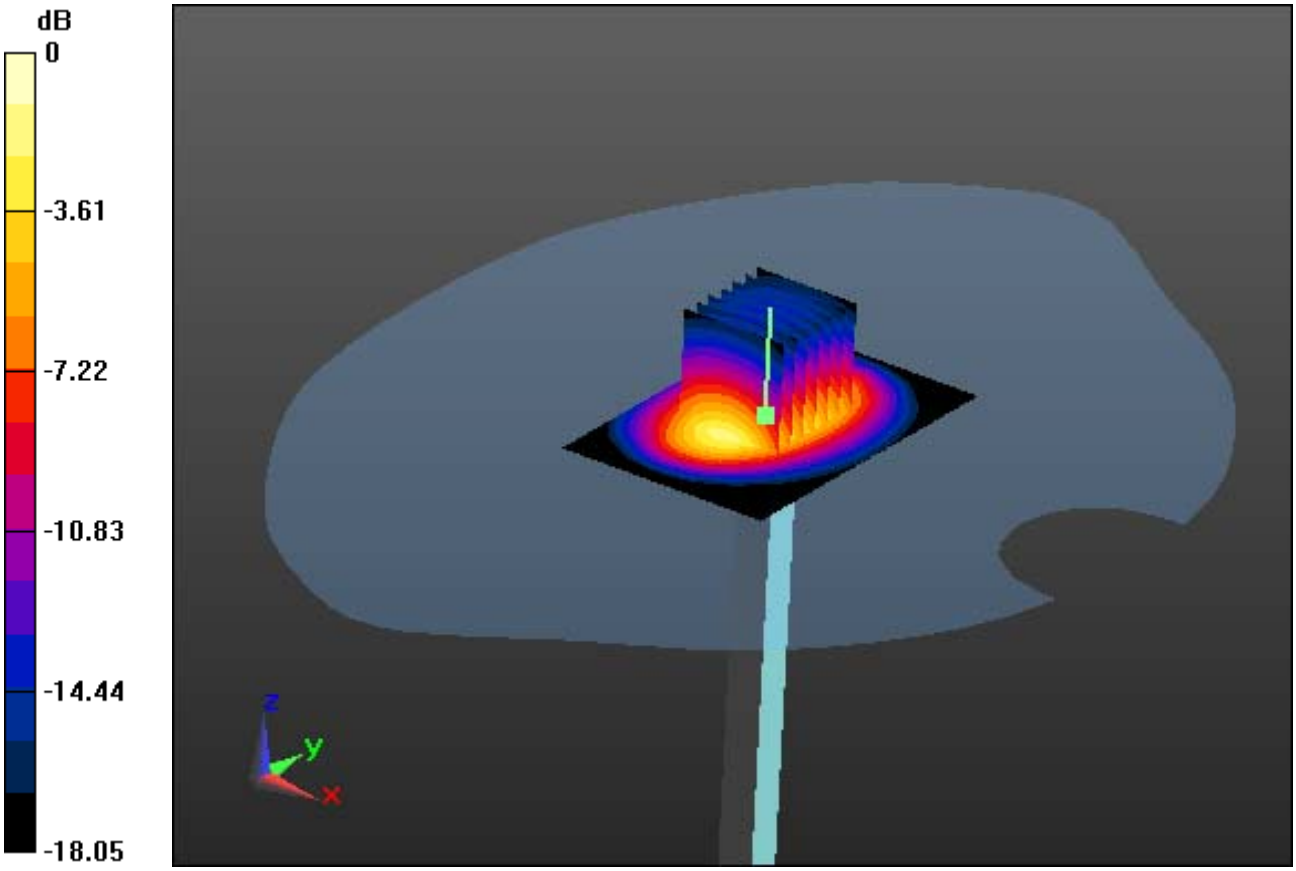

0 dB = 14.8 W/kg

DT&C Co., Ltd.

DUT: Dipole 1900 MHz D1900V2; Type: D1900V2; Serial: D1900V2 - SN:5d029

Communication System: CW (0); Frequency: 1900 MHz;Duty Cycle: 1:1
Medium parameters used: f = 1900 MHz; σ = 1.427 S/m; ε_r = 40.547; ρ = 1000 kg/m^3
Phantom section: Flat Section

DASY5 Configuration:
Probe: EX3DV4 - SN3930; ConvF(8.3, 8.3, 8.3); Calibrated: 2015-07-22; Electronics: DAE4 Sn1335
Phantom: SAM with CRP_20120521; Type: SAM; Serial: 1679
Measurement SW: DASY52, Version 52.8 (8); SEMCAD X Version 14.6.10 (7331)

Test Date: 2015-10-16; Ambient Temp: 21.3; Tissue Temp:21.7

1900 MHz System Verification

Area Scan (61x91x1): Interpolated grid: dx=10mm, dy=10mm
Zoom Scan (7x7x7)/Cube 0: Measurement grid: dx=5mm, dy=5mm, dz=5mm
Power Drift = -0.14 dB
Peak SAR (extrapolated) = 19.1 W/kg
SAR(1 g) = 10.1 W/kg; SAR(10 g) = 5.25 W/kg

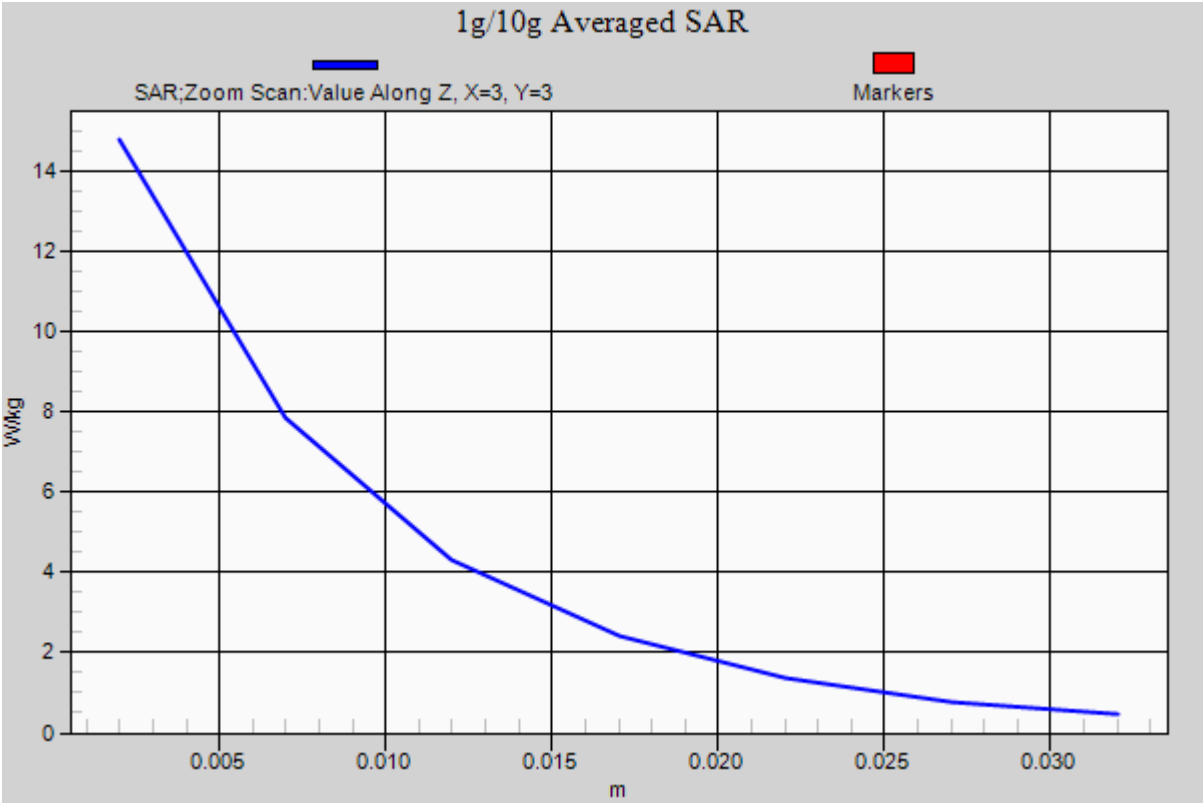

DT&C Co., Ltd.

DUT: Dipole 1900 MHz D1900V2; Type: D1900V2; Serial: D1900V2 - SN:5d029

Communication System: CW (0); Frequency: 1900 MHz;Duty Cycle: 1:1
Medium parameters used: f = 1900 MHz; σ = 1.515 S/m; ε_r = 52.893; ρ = 1000 kg/m^3
Phantom section: Flat Section

DASY5 Configuration:
Probe: EX3DV4 - SN3930; ConvF(7.78, 7.78, 7.78); Calibrated: 2015-07-22; Electronics: DAE4 Sn1335
Phantom: SAM with CRP_20120521; Type: SAM; Serial: 1679
Measurement SW: DASY52, Version 52.8 (8); SEMCAD X Version 14.6.10 (7331)

Test Date: 2015-10-16; Ambient Temp: 21.3; Tissue Temp:21.7

1900 MHz System Verification

Area Scan (61x91x1): Interpolated grid: dx=10mm, dy=10mm
Zoom Scan (7x7x7)/Cube 0: Measurement grid: dx=5mm, dy=5mm, dz=5mm
Power Drift = -0.03 dB
Peak SAR (extrapolated) = 20.4 W/kg
SAR(1 g) = 9.88 W/kg; SAR(10 g) = 5.24 W/kg

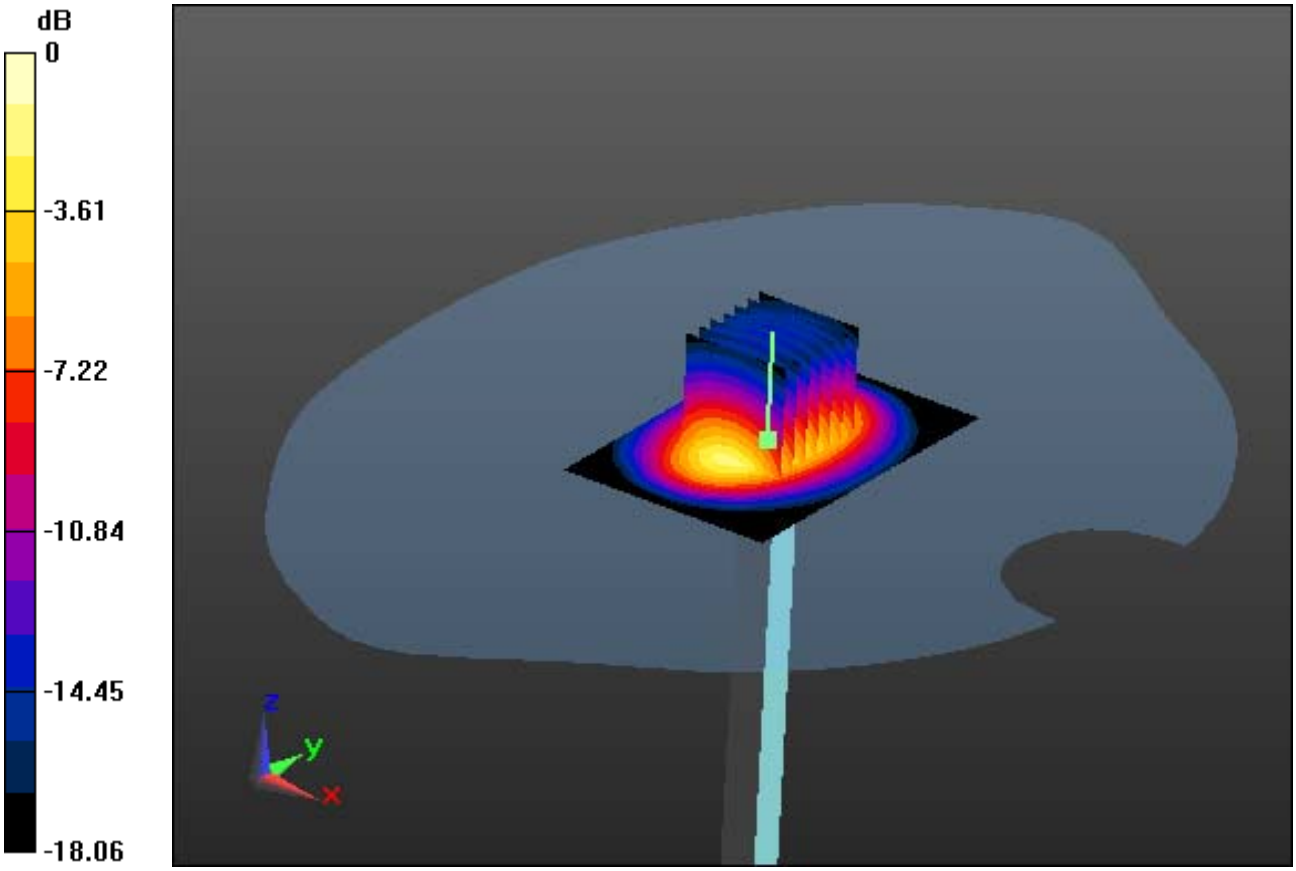

0 dB = 15.8 W/kg

DT&C Co., Ltd.

DUT: Dipole 1900 MHz D1900V2; Type: D1900V2; Serial: D1900V2 - SN:5d029

Communication System: CW (0); Frequency: 1900 MHz;Duty Cycle: 1:1
Medium parameters used: f = 1900 MHz; σ = 1.515 S/m; ε_r = 52.893; ρ = 1000 kg/m^3
Phantom section: Flat Section

DASY5 Configuration:
Probe: EX3DV4 - SN3930; ConvF(7.78, 7.78, 7.78); Calibrated: 2015-07-22; Electronics: DAE4 Sn1335
Phantom: SAM with CRP_20120521; Type: SAM; Serial: 1679
Measurement SW: DASY52, Version 52.8 (8); SEMCAD X Version 14.6.10 (7331)

Test Date: 2015-10-16; Ambient Temp: 21.3; Tissue Temp:21.7

1900 MHz System Verification

Area Scan (61x91x1): Interpolated grid: dx=10mm, dy=10mm
Zoom Scan (7x7x7)/Cube 0: Measurement grid: dx=5mm, dy=5mm, dz=5mm
Power Drift = -0.03 dB
Peak SAR (extrapolated) = 20.4 W/kg
SAR(1 g) = 9.88 W/kg; SAR(10 g) = 5.24 W/kg

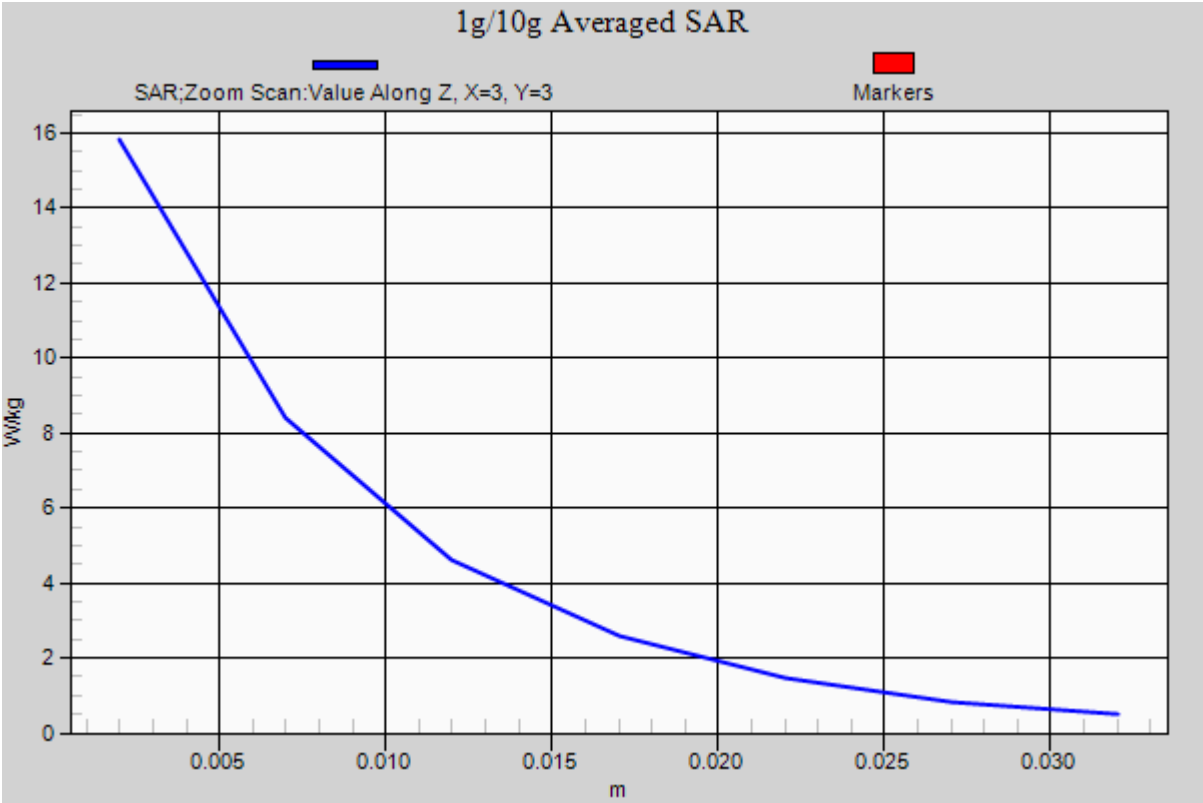

DT&C Co., Ltd.

DUT: Dipole 750 MHz; Type: D750V3; Serial: D750V3 - SN:1049

Communication System: CW (0); Frequency: 750 MHz;Duty Cycle: 1:1
Medium parameters used: f = 750 MHz; σ = 0.894 S/m; ε_r = 40.924; ρ = 1000 kg/m^3
Phantom section: Flat Section

DASY5 Configuration:
Probe: EX3DV4 - SN3930; ConvF(10.19, 10.19, 10.19); Calibrated: 2015-07-22; Electronics: DAE4 Sn1335
Phantom: SAM with CRP_20120521; Type: SAM; Serial: 1679
Measurement SW: DASY52, Version 52.8 (8); SEMCAD X Version 14.6.10 (7331)

Test Date: 2015-10-10; Ambient Temp: 21.4; Tissue Temp:21.7

750 MHz System Verification

Area Scan (41x111x1): Interpolated grid: dx=15mm, dy=15mm
Zoom Scan (7x7x7)/Cube 0: Measurement grid: dx=5mm, dy=5mm, dz=5mm
Power Drift = 0.07 dB
Peak SAR (extrapolated) = 3.53 W/kg
SAR(1 g) = 2.09 W/kg; SAR(10 g) = 1.35 W/kg

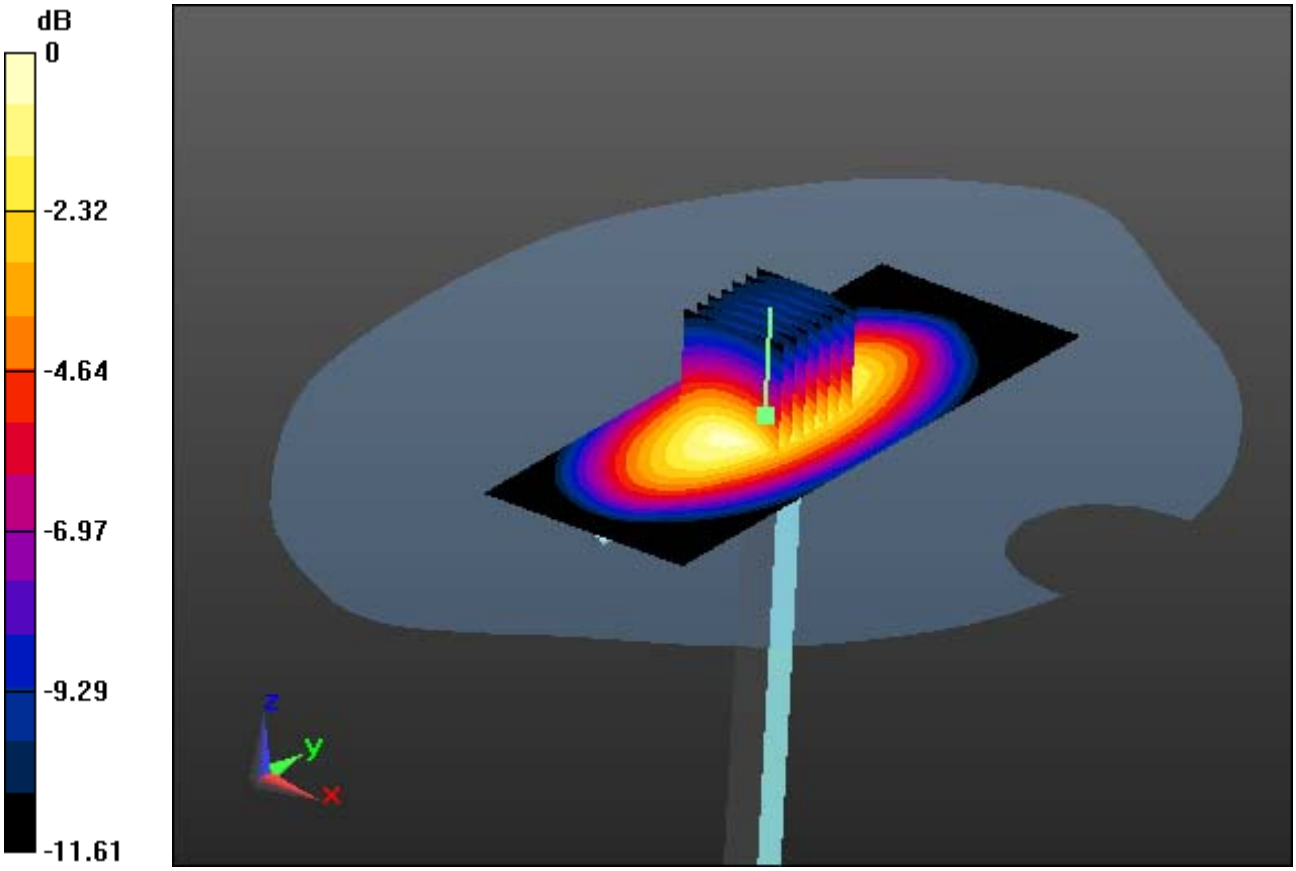

0 dB = 2.96 W/kg

DT&C Co., Ltd.

DUT: Dipole 750 MHz; Type: D750V3; Serial: D750V3 - SN:1049

Communication System: CW (0); Frequency: 750 MHz;Duty Cycle: 1:1
Medium parameters used: f = 750 MHz; σ = 0.894 S/m; ε_r = 40.924; ρ = 1000 kg/m^3
Phantom section: Flat Section

DASY5 Configuration:
Probe: EX3DV4 - SN3930; ConvF(10.19, 10.19, 10.19); Calibrated: 2015-07-22; Electronics: DAE4 Sn1335
Phantom: SAM with CRP_20120521; Type: SAM; Serial: 1679
Measurement SW: DASY52, Version 52.8 (8); SEMCAD X Version 14.6.10 (7331)

Test Date: 2015-10-10; Ambient Temp: 21.4; Tissue Temp:21.7

750 MHz System Verification

Area Scan (41x111x1): Interpolated grid: dx=15mm, dy=15mm
Zoom Scan (7x7x7)/Cube 0: Measurement grid: dx=5mm, dy=5mm, dz=5mm
Power Drift = 0.07 dB
Peak SAR (extrapolated) = 3.53 W/kg
SAR(1 g) = 2.09 W/kg; SAR(10 g) = 1.35 W/kg

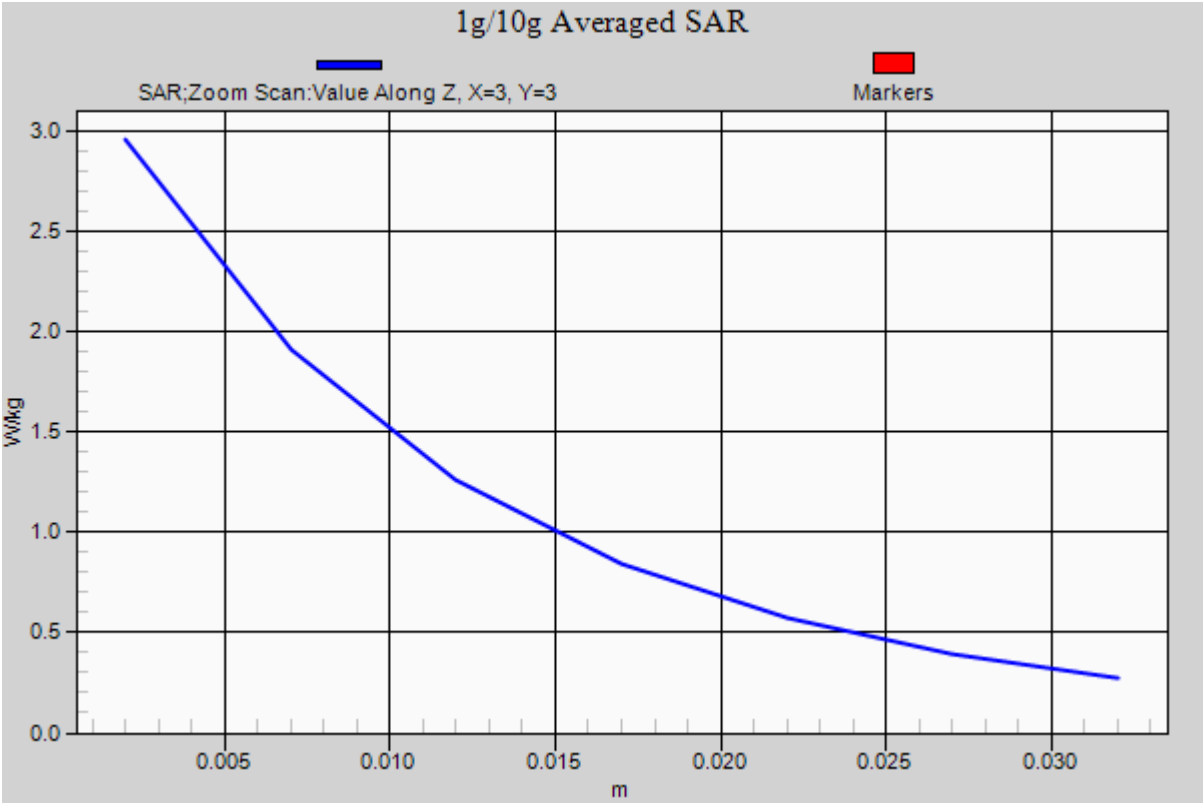

DT&C Co., Ltd.

DUT: Dipole 750 MHz; Type: D750V3; Serial: D750V3 - SN:1049

Communication System: CW (0); Frequency: 750 MHz;Duty Cycle: 1:1
Medium parameters used: f = 750 MHz; σ = 0.965 S/m; ε_r = 55.313; ρ = 1000 kg/m^3
Phantom section: Flat Section

DASY5 Configuration:
Probe: EX3DV4 - SN3930; ConvF(9.64, 9.64, 9.64); Calibrated: 2015-07-22; Electronics: DAE4 Sn1335
Phantom: SAM with CRP_20120521; Type: SAM; Serial: 1679
Measurement SW: DASY52, Version 52.8 (8); SEMCAD X Version 14.6.10 (7331)

Test Date: 2015-10-10; Ambient Temp: 21.4; Tissue Temp:21.7

750 MHz System Verification

Area Scan (41x111x1): Interpolated grid: dx=15mm, dy=15mm
Zoom Scan (7x7x7)/Cube 0: Measurement grid: dx=5mm, dy=5mm, dz=5mm
Power Drift = 0.01 dB
Peak SAR (extrapolated) = 3.98 W/kg
SAR(1 g) = 2.21 W/kg; SAR(10 g) = 1.46 W/kg

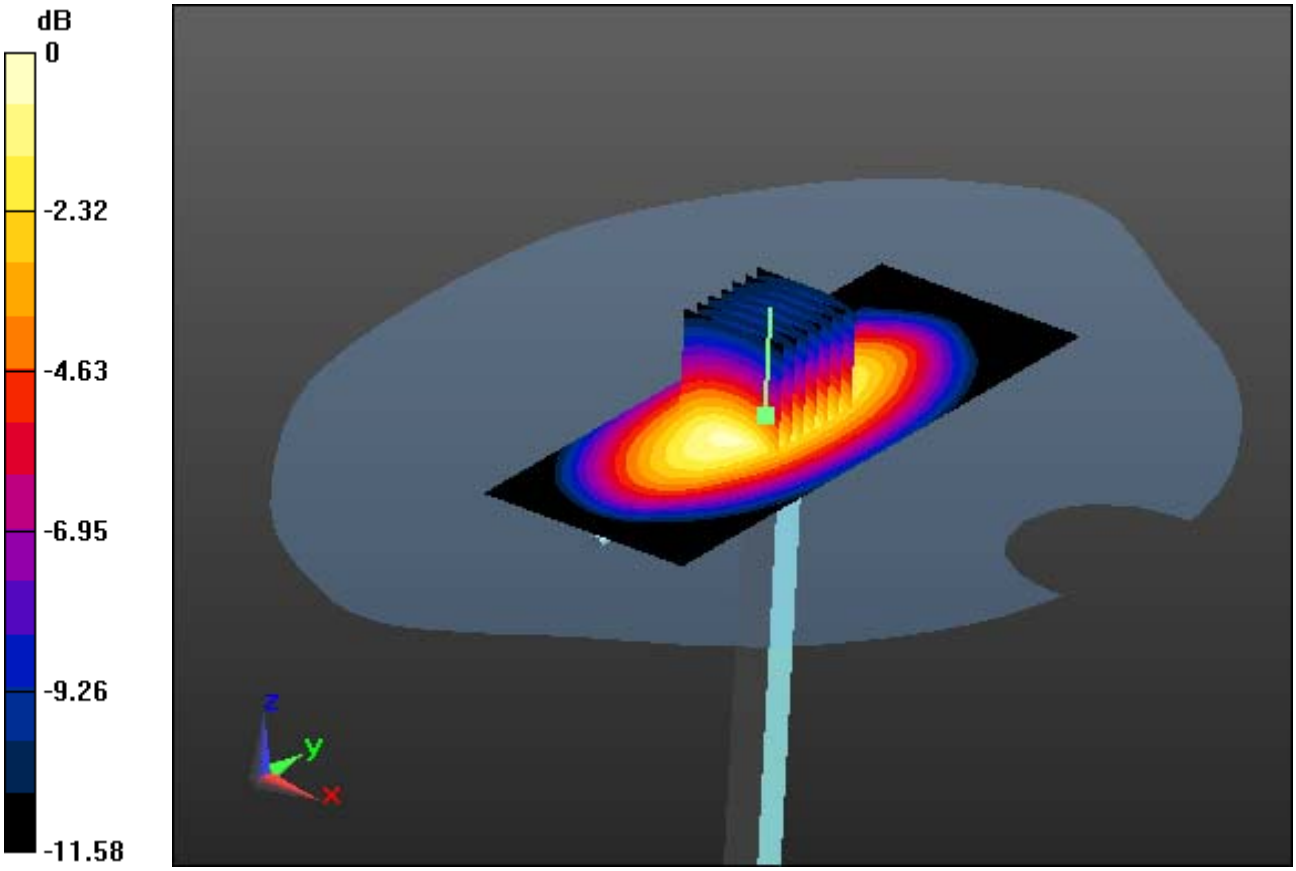

0 dB = 3.36 W/kg

DT&C Co., Ltd.

DUT: Dipole 750 MHz; Type: D750V3; Serial: D750V3 - SN:1049

Communication System: CW (0); Frequency: 750 MHz;Duty Cycle: 1:1
Medium parameters used: f = 750 MHz; σ = 0.965 S/m; ε_r = 55.313; ρ = 1000 kg/m^3
Phantom section: Flat Section

DASY5 Configuration:
Probe: EX3DV4 - SN3930; ConvF(9.64, 9.64, 9.64); Calibrated: 2015-07-22; Electronics: DAE4 Sn1335
Phantom: SAM with CRP_20120521; Type: SAM; Serial: 1679
Measurement SW: DASY52, Version 52.8 (8); SEMCAD X Version 14.6.10 (7331)

Test Date: 2015-10-10; Ambient Temp: 21.4; Tissue Temp:21.7

750 MHz System Verification

Area Scan (41x111x1): Interpolated grid: dx=15mm, dy=15mm
Zoom Scan (7x7x7)/Cube 0: Measurement grid: dx=5mm, dy=5mm, dz=5mm
Power Drift = 0.01 dB
Peak SAR (extrapolated) = 3.98 W/kg
SAR(1 g) = 2.21 W/kg; SAR(10 g) = 1.46 W/kg

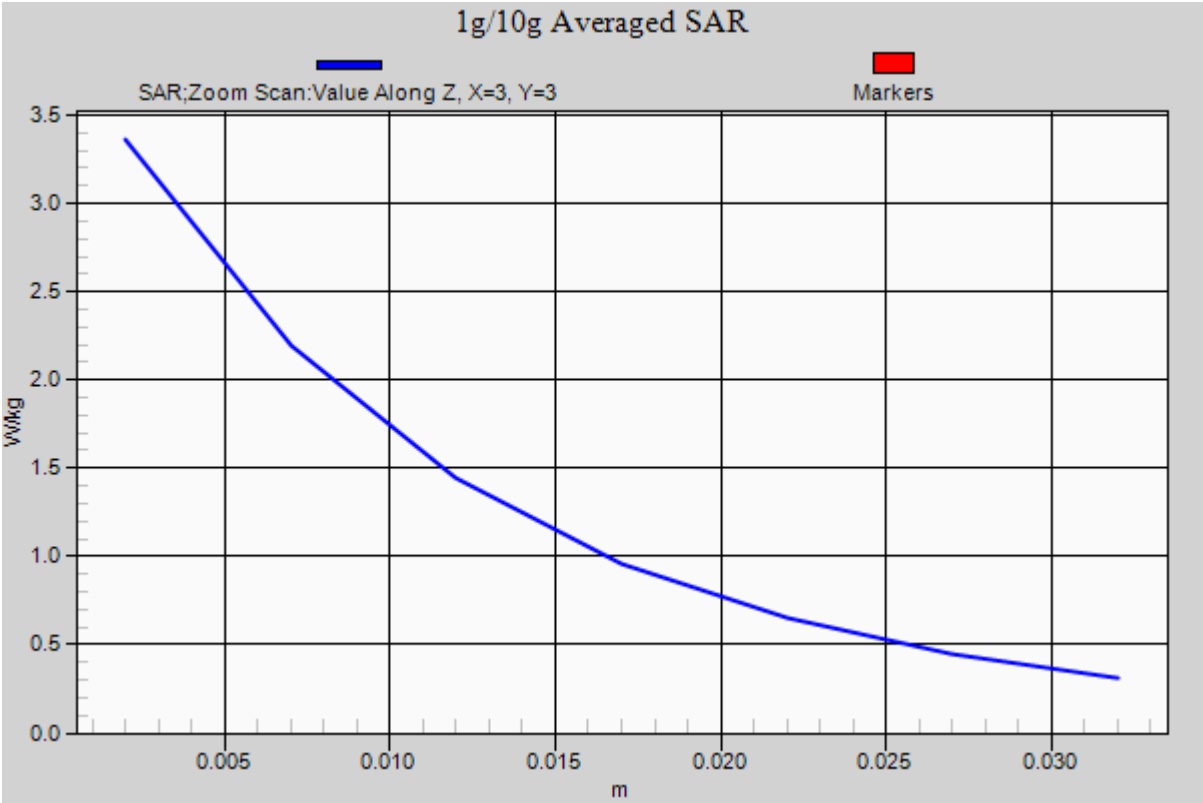

DT&C Co., Ltd.

DUT: Dipole 750 MHz D750V3; Type: D750V3; Serial: D750V3 - SN:1049

Communication System: CW (0); Frequency: 750 MHz;Duty Cycle: 1:1
Medium parameters used: f = 750 MHz; σ = 0.881 S/m; ε_r = 41.313; ρ = 1000 kg/m^3
Phantom section: Flat Section

DASY5 Configuration:
Probe: EX3DV4 - SN3930; ConvF(10.19, 10.19, 10.19); Calibrated: 2015-07-22; Electronics: DAE4 Sn1335
Phantom: SAM with CRP_20120521; Type: SAM; Serial: 1679
Measurement SW: DASY52, Version 52.8 (8); SEMCAD X Version 14.6.10 (7331)

Test Date: 2015-10-09; Ambient Temp: 21.2; Tissue Temp:21.6

750 MHz System Verification

Area Scan (51x121x1): Interpolated grid: dx=15mm, dy=15mm
Zoom Scan (7x7x7)/Cube 0: Measurement grid: dx=5mm, dy=5mm, dz=5mm
Power Drift = -0.03 dB
Peak SAR (extrapolated) = 3.28 W/kg
SAR(1 g) = 2.17 W/kg; SAR(10 g) = 1.4 W/kg

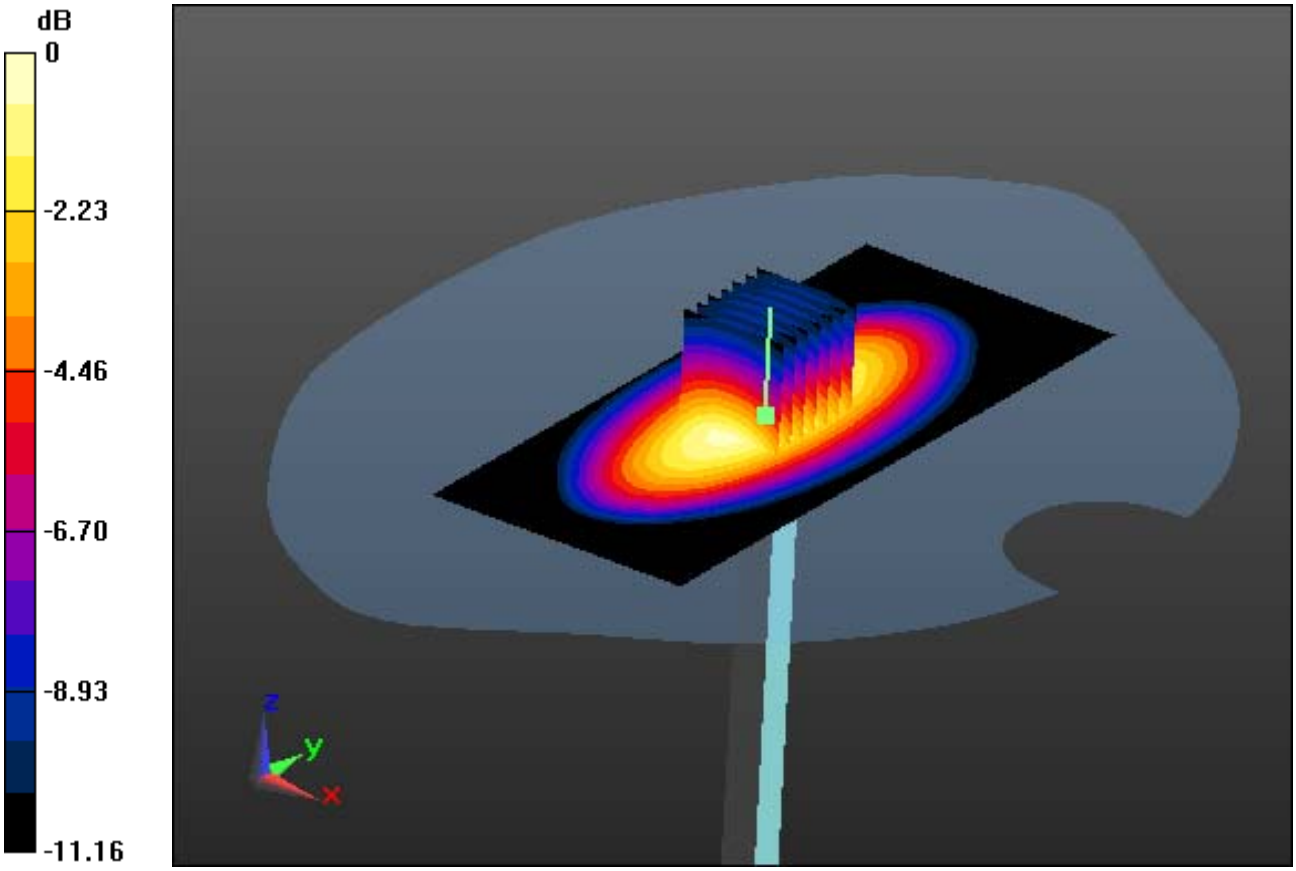

0 dB = 2.77 W/kg

DT&C Co., Ltd.

DUT: Dipole 750 MHz D750V3; Type: D750V3; Serial: D750V3 - SN:1049

Communication System: CW (0); Frequency: 750 MHz;Duty Cycle: 1:1
Medium parameters used: f = 750 MHz; σ = 0.881 S/m; ε_r = 41.313; ρ = 1000 kg/m^3
Phantom section: Flat Section

DASY5 Configuration:
Probe: EX3DV4 - SN3930; ConvF(10.19, 10.19, 10.19); Calibrated: 2015-07-22; Electronics: DAE4 Sn1335
Phantom: SAM with CRP_20120521; Type: SAM; Serial: 1679
Measurement SW: DASY52, Version 52.8 (8); SEMCAD X Version 14.6.10 (7331)

Test Date: 2015-10-09; Ambient Temp: 21.2; Tissue Temp:21.6

750 MHz System Verification

Area Scan (51x121x1): Interpolated grid: dx=15mm, dy=15mm
Zoom Scan (7x7x7)/Cube 0: Measurement grid: dx=5mm, dy=5mm, dz=5mm
Power Drift = -0.03 dB
Peak SAR (extrapolated) = 3.28 W/kg
SAR(1 g) = 2.17 W/kg; SAR(10 g) = 1.4 W/kg

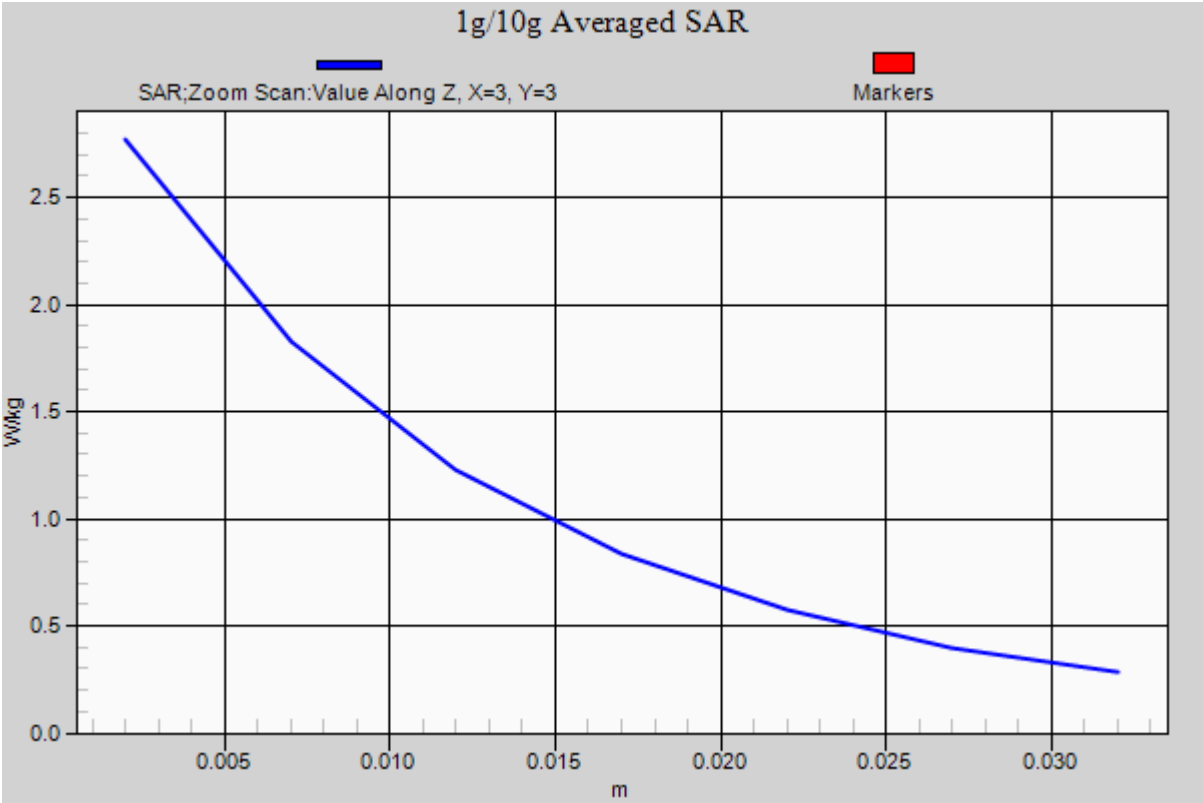

DT&C Co., Ltd.

DUT: Dipole 750 MHz D750V3; Type: D750V3; Serial: D750V3 - SN:1049

Communication System: CW (0); Frequency: 750 MHz;Duty Cycle: 1:1
Medium parameters used: f = 750 MHz; σ = 0.959 S/m; ε_r = 55.183; ρ = 1000 kg/m^3
Phantom section: Flat Section

DASY5 Configuration:
Probe: EX3DV4 - SN3930; ConvF(9.64, 9.64, 9.64); Calibrated: 2015-07-22; Electronics: DAE4 Sn1335
Phantom: SAM with CRP_20120521; Type: SAM; Serial: 1679
Measurement SW: DASY52, Version 52.8 (8); SEMCAD X Version 14.6.10 (7331)

Test Date: 2015-10-09; Ambient Temp: 21.2; Tissue Temp:21.6

750 MHz System Verification

Area Scan (51x121x1): Interpolated grid: dx=15mm, dy=15mm
Zoom Scan (7x7x7)/Cube 0: Measurement grid: dx=5mm, dy=5mm, dz=5mm
Power Drift = -0.15 dB
Peak SAR (extrapolated) = 3.87 W/kg
SAR(1 g) = 2.26 W/kg; SAR(10 g) = 1.51 W/kg

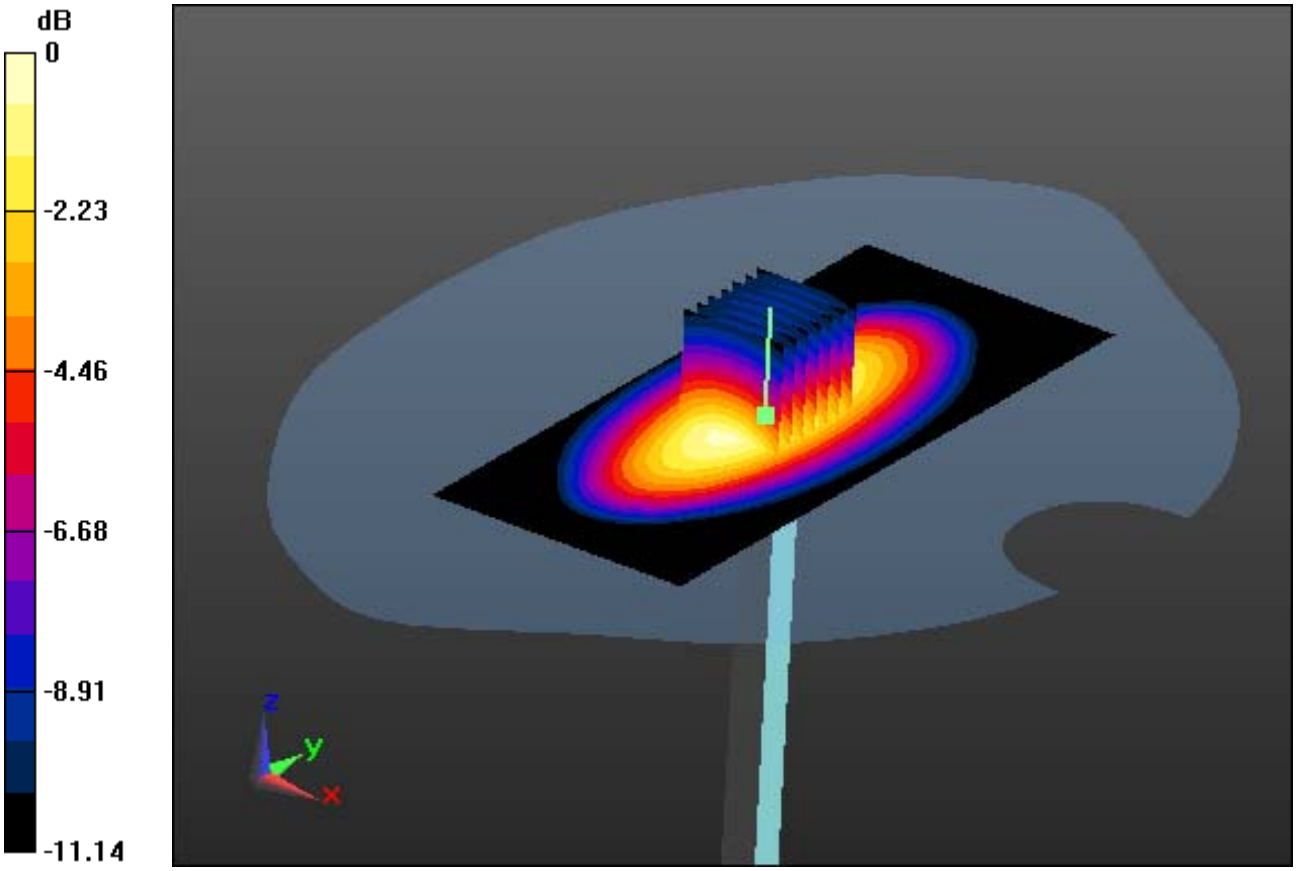

0 dB = 3.30 W/kg

DT&C Co., Ltd.

DUT: Dipole 750 MHz D750V3; Type: D750V3; Serial: D750V3 - SN:1049

Communication System: CW (0); Frequency: 750 MHz;Duty Cycle: 1:1
Medium parameters used: f = 750 MHz; σ = 0.959 S/m; ε_r = 55.183; ρ = 1000 kg/m^3
Phantom section: Flat Section

DASY5 Configuration:
Probe: EX3DV4 - SN3930; ConvF(9.64, 9.64, 9.64); Calibrated: 2015-07-22; Electronics: DAE4 Sn1335
Phantom: SAM with CRP_20120521; Type: SAM; Serial: 1679
Measurement SW: DASY52, Version 52.8 (8); SEMCAD X Version 14.6.10 (7331)

Test Date: 2015-10-09; Ambient Temp: 21.2; Tissue Temp:21.6

750 MHz System Verification

Area Scan (51x121x1): Interpolated grid: dx=15mm, dy=15mm
Zoom Scan (7x7x7)/Cube 0: Measurement grid: dx=5mm, dy=5mm, dz=5mm
Power Drift = -0.15 dB
Peak SAR (extrapolated) = 3.87 W/kg
SAR(1 g) = 2.26 W/kg; SAR(10 g) = 1.51 W/kg

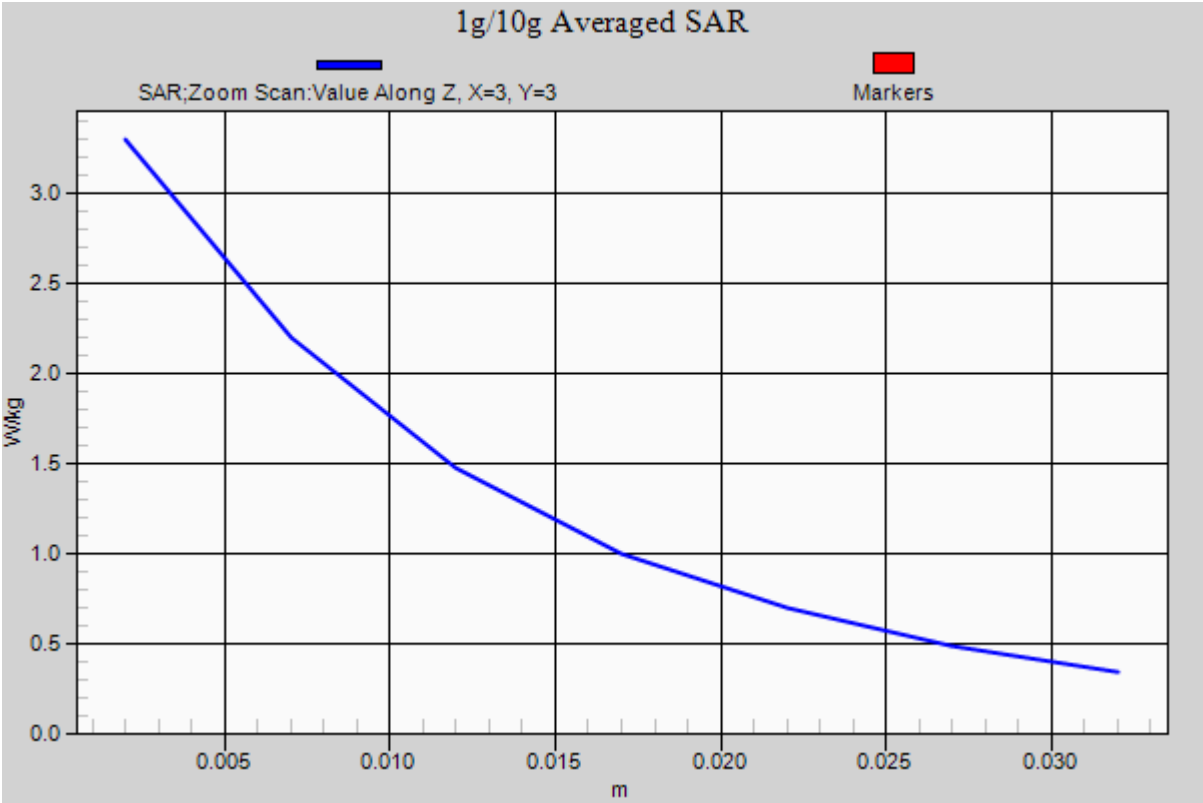

DT&C Co., Ltd.

DUT: Dipole 835 MHz D835V2; Type: D835V2; Serial: D835V2 - SN:464

Communication System: CW (0); Frequency: 835 MHz;Duty Cycle: 1:1
Medium parameters used: f = 835 MHz; σ = 0.903 S/m; ε_r = 40.305; ρ = 1000 kg/m^3
Phantom section: Flat Section

DASY5 Configuration:
Probe: EX3DV4 - SN3930; ConvF(9.81, 9.81, 9.81); Calibrated: 2015-07-22; Electronics: DAE4 Sn1335
Phantom: SAM with CRP_20120521; Type: SAM; Serial: 1679
Measurement SW: DASY52, Version 52.8 (8); SEMCAD X Version 14.6.10 (7331)

Test Date: 2015-10-23; Ambient Temp: 21.1; Tissue Temp:21.4

835 MHz System Verification

Area Scan (51x121x1): Interpolated grid: dx=15mm, dy=15mm
Zoom Scan (7x7x7)/Cube 0: Measurement grid: dx=5mm, dy=5mm, dz=5mm
Power Drift = 0.10 dB
Peak SAR (extrapolated) = 3.56 W/kg
SAR(1 g) = 2.38 W/kg; SAR(10 g) = 1.53 W/kg

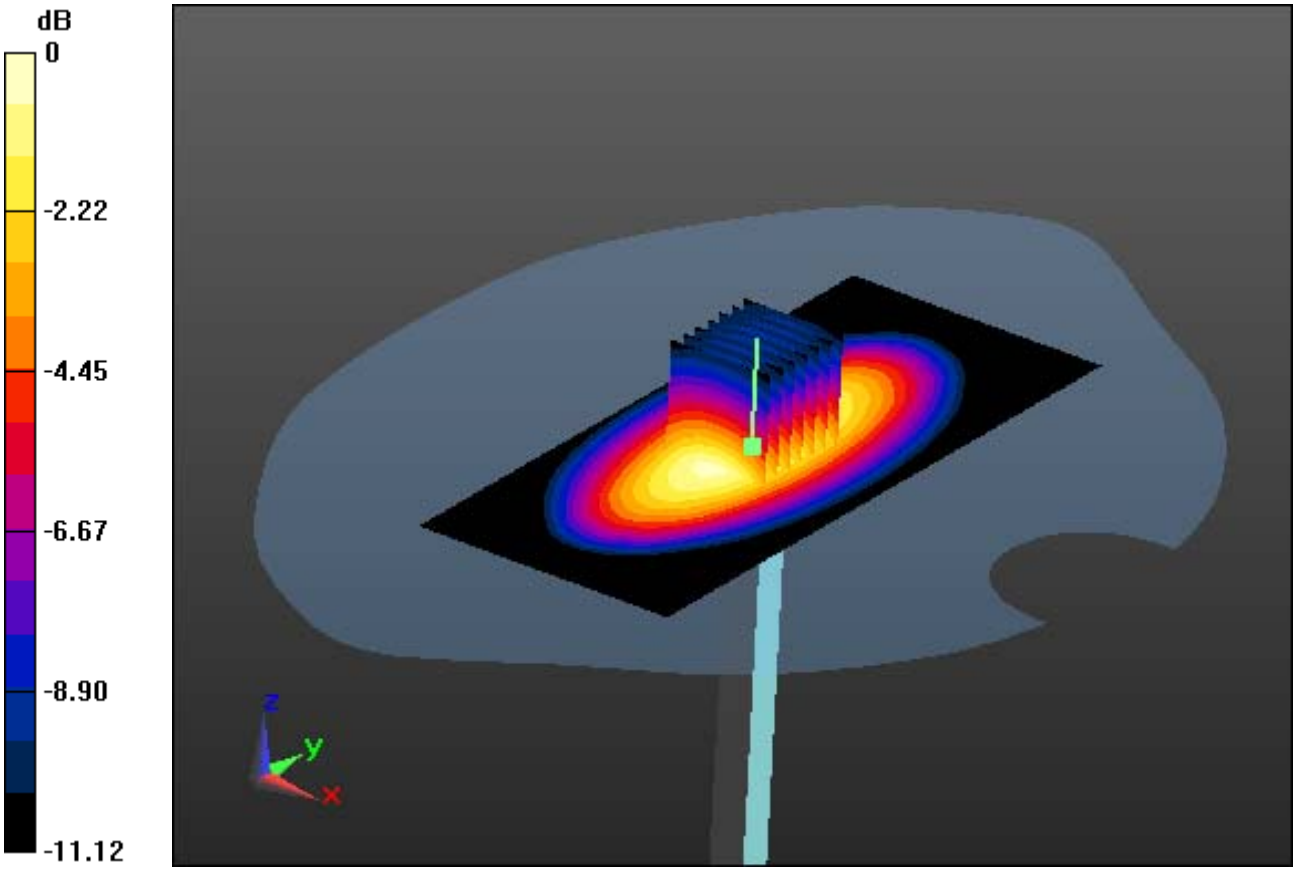

0 dB = 3.03 W/kg

DT&C Co., Ltd.

DUT: Dipole 835 MHz D835V2; Type: D835V2; Serial: D835V2 - SN:464

Communication System: CW (0); Frequency: 835 MHz;Duty Cycle: 1:1
Medium parameters used: f = 835 MHz; σ = 0.903 S/m; ε_r = 40.305; ρ = 1000 kg/m^3
Phantom section: Flat Section

DASY5 Configuration:
Probe: EX3DV4 - SN3930; ConvF(9.81, 9.81, 9.81); Calibrated: 2015-07-22; Electronics: DAE4 Sn1335
Phantom: SAM with CRP_20120521; Type: SAM; Serial: 1679
Measurement SW: DASY52, Version 52.8 (8); SEMCAD X Version 14.6.10 (7331)

Test Date: 2015-10-23; Ambient Temp: 21.1; Tissue Temp:21.4

835 MHz System Verification

Area Scan (51x121x1): Interpolated grid: dx=15mm, dy=15mm
Zoom Scan (7x7x7)/Cube 0: Measurement grid: dx=5mm, dy=5mm, dz=5mm
Power Drift = 0.10 dB
Peak SAR (extrapolated) = 3.56 W/kg
SAR(1 g) = 2.38 W/kg; SAR(10 g) = 1.53 W/kg

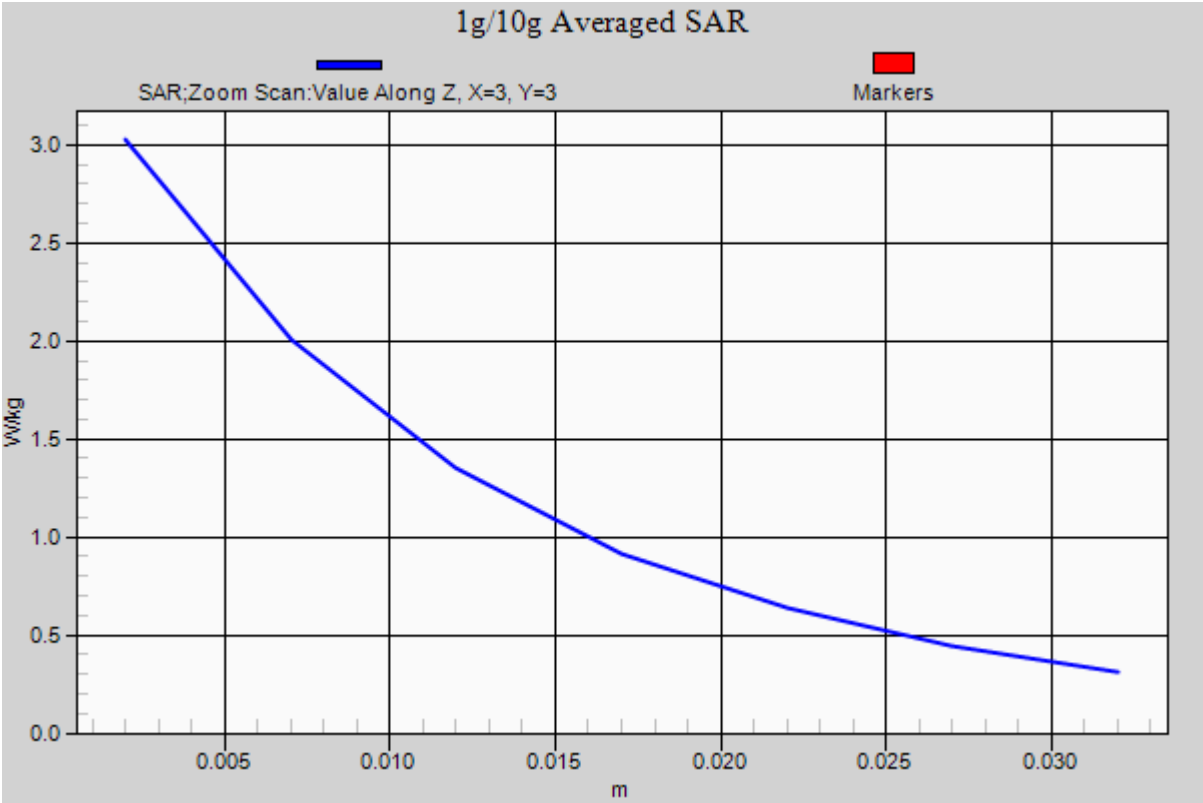

DT&C Co., Ltd.

DUT: Dipole 835 MHz D835V2; Type: D835V2; Serial: D835V2 - SN:464

Communication System: CW (0); Frequency: 835 MHz;Duty Cycle: 1:1
Medium parameters used: f = 835 MHz; σ = 0.996 S/m; ε_r = 53.493; ρ = 1000 kg/m^3
Phantom section: Flat Section

DASY5 Configuration:
Probe: EX3DV4 - SN3930; ConvF(9.49, 9.49, 9.49); Calibrated: 2015-07-22; Electronics: DAE4 Sn1335
Phantom: SAM with CRP_20120521; Type: SAM; Serial: 1679
Measurement SW: DASY52, Version 52.8 (8); SEMCAD X Version 14.6.10 (7331)

Test Date: 2015-10-23; Ambient Temp: 21.1; Tissue Temp:21.4

835 MHz System Verification

Area Scan (51x121x1): Interpolated grid: dx=15mm, dy=15mm
Zoom Scan (7x7x7)/Cube 0: Measurement grid: dx=5mm, dy=5mm, dz=5mm
Power Drift = -0.01 dB
Peak SAR (extrapolated) = 4.05 W/kg
SAR(1 g) = 2.41 W/kg; SAR(10 g) = 1.55 W/kg

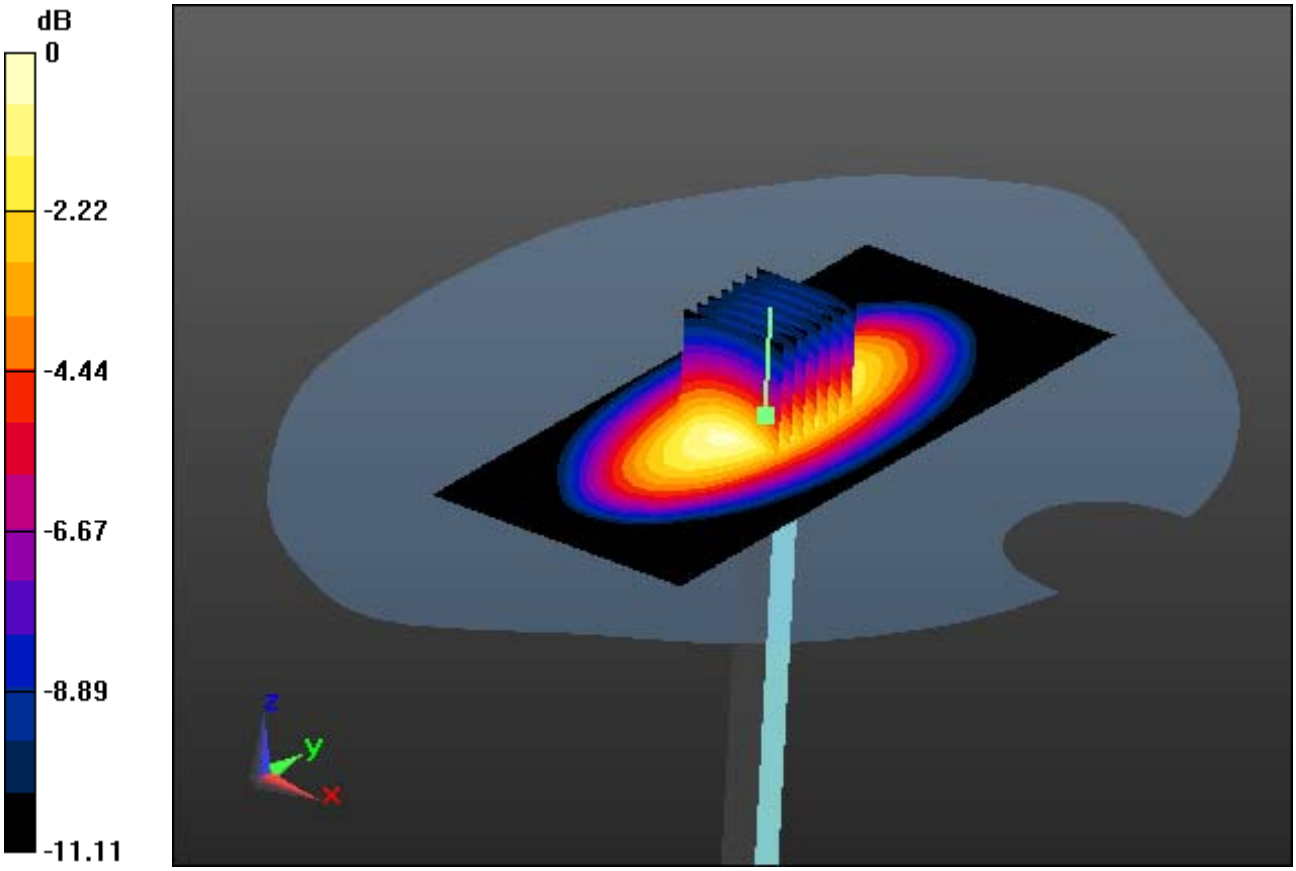

0 dB = 3.45 W/kg

DT&C Co., Ltd.

DUT: Dipole 835 MHz D835V2; Type: D835V2; Serial: D835V2 - SN:464

Communication System: CW (0); Frequency: 835 MHz;Duty Cycle: 1:1
Medium parameters used: f = 835 MHz; σ = 0.996 S/m; ε_r = 53.493; ρ = 1000 kg/m^3
Phantom section: Flat Section

DASY5 Configuration:
Probe: EX3DV4 - SN3930; ConvF(9.49, 9.49, 9.49); Calibrated: 2015-07-22; Electronics: DAE4 Sn1335
Phantom: SAM with CRP_20120521; Type: SAM; Serial: 1679
Measurement SW: DASY52, Version 52.8 (8); SEMCAD X Version 14.6.10 (7331)

Test Date: 2015-10-23; Ambient Temp: 21.1; Tissue Temp:21.4

835 MHz System Verification

Area Scan (51x121x1): Interpolated grid: dx=15mm, dy=15mm
Zoom Scan (7x7x7)/Cube 0: Measurement grid: dx=5mm, dy=5mm, dz=5mm
Power Drift = -0.01 dB
Peak SAR (extrapolated) = 4.05 W/kg
SAR(1 g) = 2.41 W/kg; SAR(10 g) = 1.55 W/kg

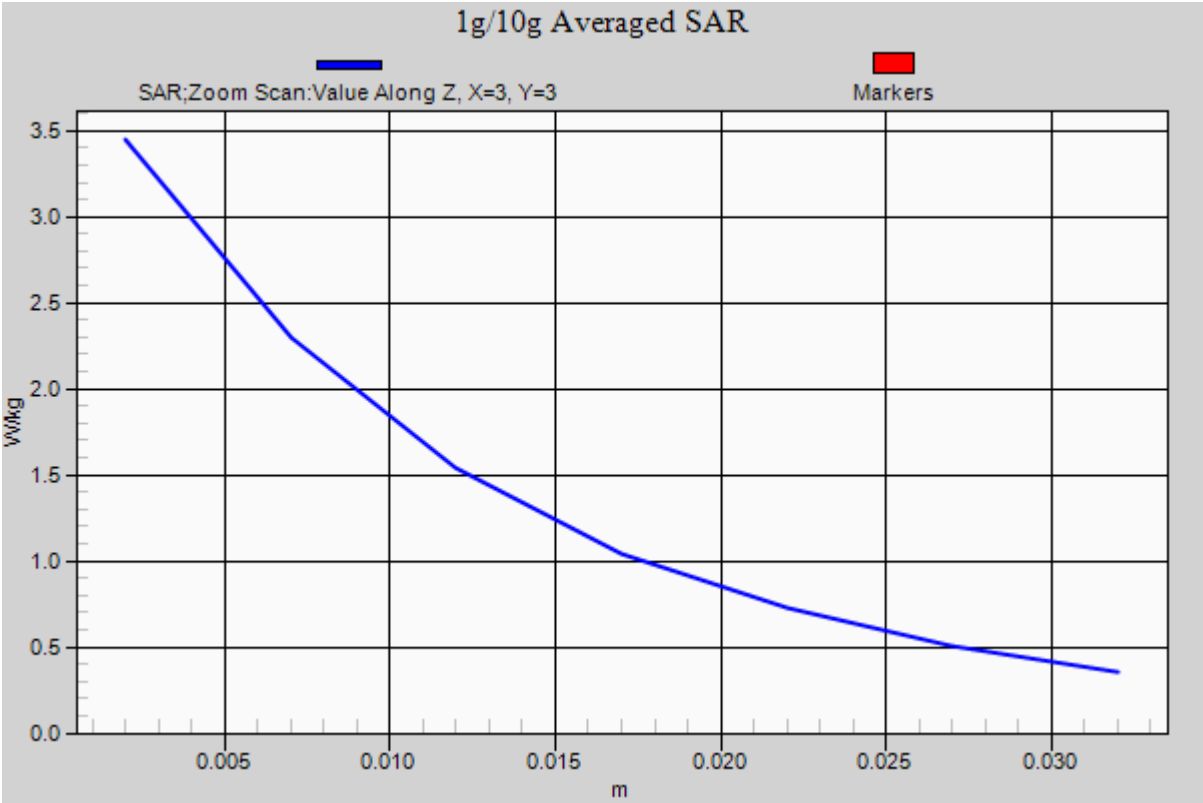

DT&C Co., Ltd.

DUT: Dipole 1800 MHz; Type: D1800V2; Serial: D1800V2 - SN:2d047

Communication System: CW (0); Frequency: 1800 MHz;Duty Cycle: 1:1
Medium parameters used: f = 1800 MHz; σ = 1.427 S/m; ε_r = 38.853; ρ = 1000 kg/m^3
Phantom section: Flat Section

DASY5 Configuration:
Probe: EX3DV4 - SN3930; ConvF(8.64, 8.64, 8.64); Calibrated: 2015-07-22; Electronics: DAE4 Sn1335
Phantom: SAM with CRP_20120521; Type: SAM; Serial: 1679
Measurement SW: DASY52, Version 52.8 (8); SEMCAD X Version 14.6.10 (7331)

Test Date: 2015-10-22; Ambient Temp: 21.3; Tissue Temp:21.6

1800 MHz System Verification

Area Scan (61x91x1): Interpolated grid: dx=10mm, dy=10mm
Zoom Scan (7x7x7)/Cube 0: Measurement grid: dx=5mm, dy=5mm, dz=5mm
Power Drift = -0.10 dB
Peak SAR (extrapolated) = 15.3 W/kg
SAR(1 g) = 9.73 W/kg; SAR(10 g) = 5.14 W/kg

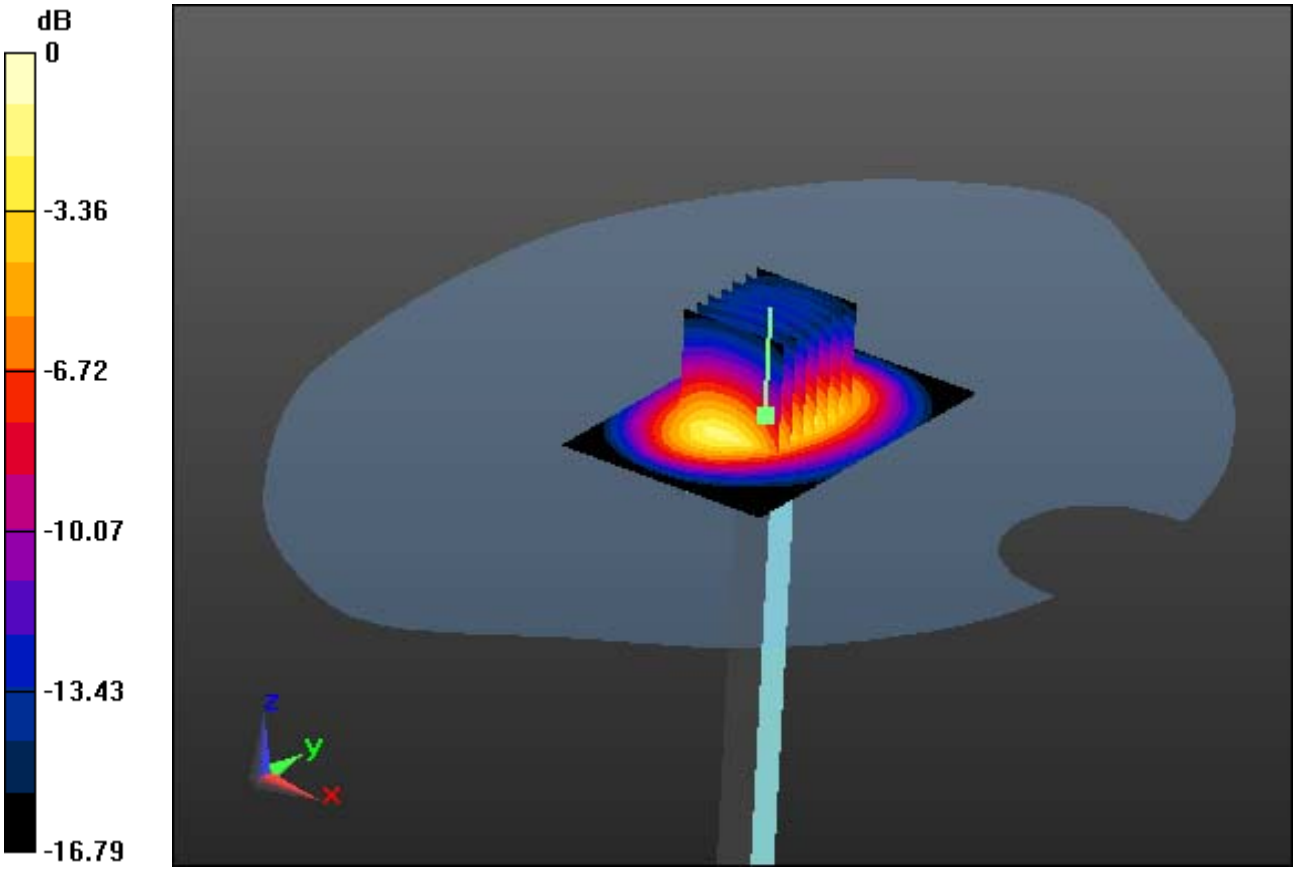

0 dB = 12.2 W/kg

DT&C Co., Ltd.

DUT: Dipole 1800 MHz; Type: D1800V2; Serial: D1800V2 - SN:2d047

Communication System: CW (0); Frequency: 1800 MHz;Duty Cycle: 1:1
Medium parameters used: f = 1800 MHz; σ = 1.427 S/m; ε_r = 38.853; ρ = 1000 kg/m^3
Phantom section: Flat Section

DASY5 Configuration:
Probe: EX3DV4 - SN3930; ConvF(8.64, 8.64, 8.64); Calibrated: 2015-07-22; Electronics: DAE4 Sn1335
Phantom: SAM with CRP_20120521; Type: SAM; Serial: 1679
Measurement SW: DASY52, Version 52.8 (8); SEMCAD X Version 14.6.10 (7331)

Test Date: 2015-10-22; Ambient Temp: 21.3; Tissue Temp:21.6

1800 MHz System Verification

Area Scan (61x91x1): Interpolated grid: dx=10mm, dy=10mm
Zoom Scan (7x7x7)/Cube 0: Measurement grid: dx=5mm, dy=5mm, dz=5mm
Power Drift = -0.10 dB
Peak SAR (extrapolated) = 15.3 W/kg
SAR(1 g) = 9.73 W/kg; SAR(10 g) = 5.14 W/kg

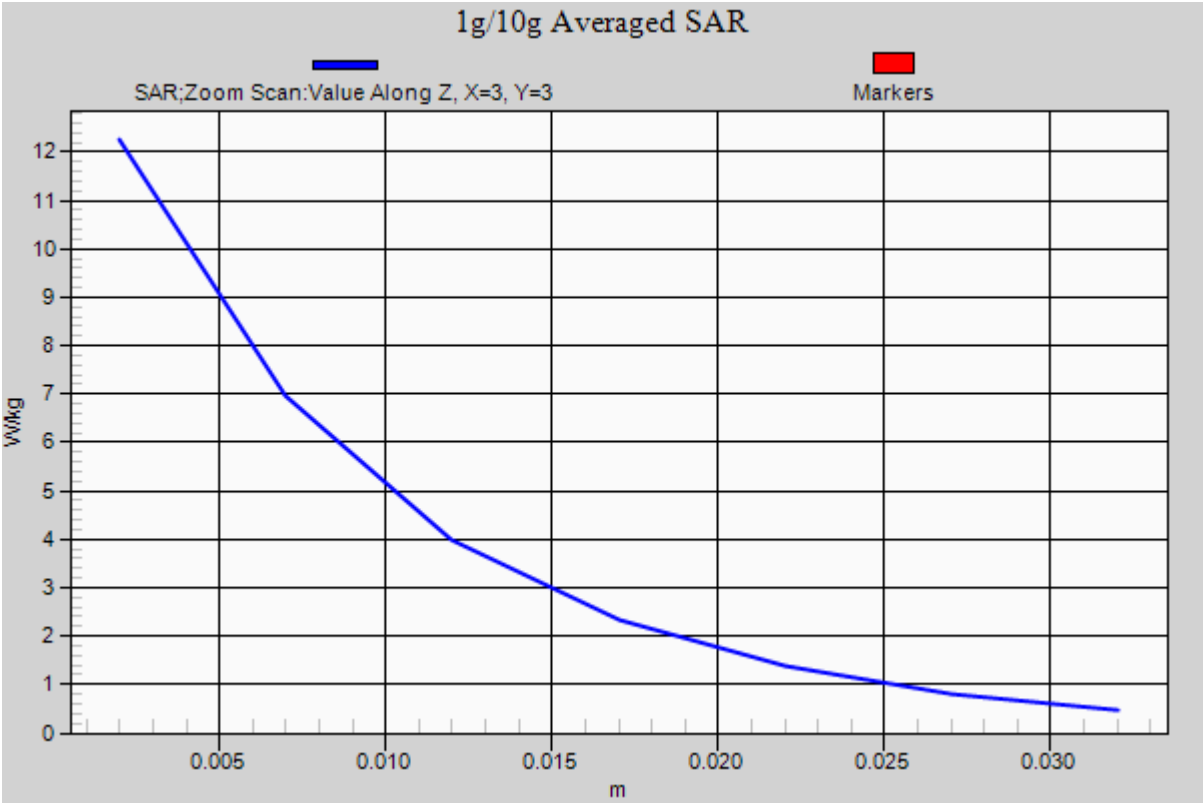

DT&C Co., Ltd.

DUT: Dipole 1800 MHz; Type: D1800V2; Serial: D1800V2 - SN:2d047

Communication System: CW (0); Frequency: 1800 MHz;Duty Cycle: 1:1
Medium parameters used: f = 1800 MHz; σ = 1.535 S/m; ε_r = 53.57; ρ = 1000 kg/m^3
Phantom section: Flat Section

DASY5 Configuration:
Probe: EX3DV4 - SN3930; ConvF(8.03, 8.03, 8.03); Calibrated: 2015-07-22; Electronics: DAE4 Sn1335
Phantom: SAM with CRP_20120521; Type: SAM; Serial: 1679
Measurement SW: DASY52, Version 52.8 (8); SEMCAD X Version 14.6.10 (7331)

Test Date: 2015-10-22; Ambient Temp: 21.3; Tissue Temp:21.6

1800 MHz System Verification

Area Scan (61x91x1): Interpolated grid: dx=10mm, dy=10mm
Zoom Scan (7x7x7)/Cube 0: Measurement grid: dx=5mm, dy=5mm, dz=5mm
Power Drift = -0.01 dB
Peak SAR (extrapolated) = 18.2 W/kg
SAR(1 g) = 9.79 W/kg; SAR(10 g) = 5.18 W/kg

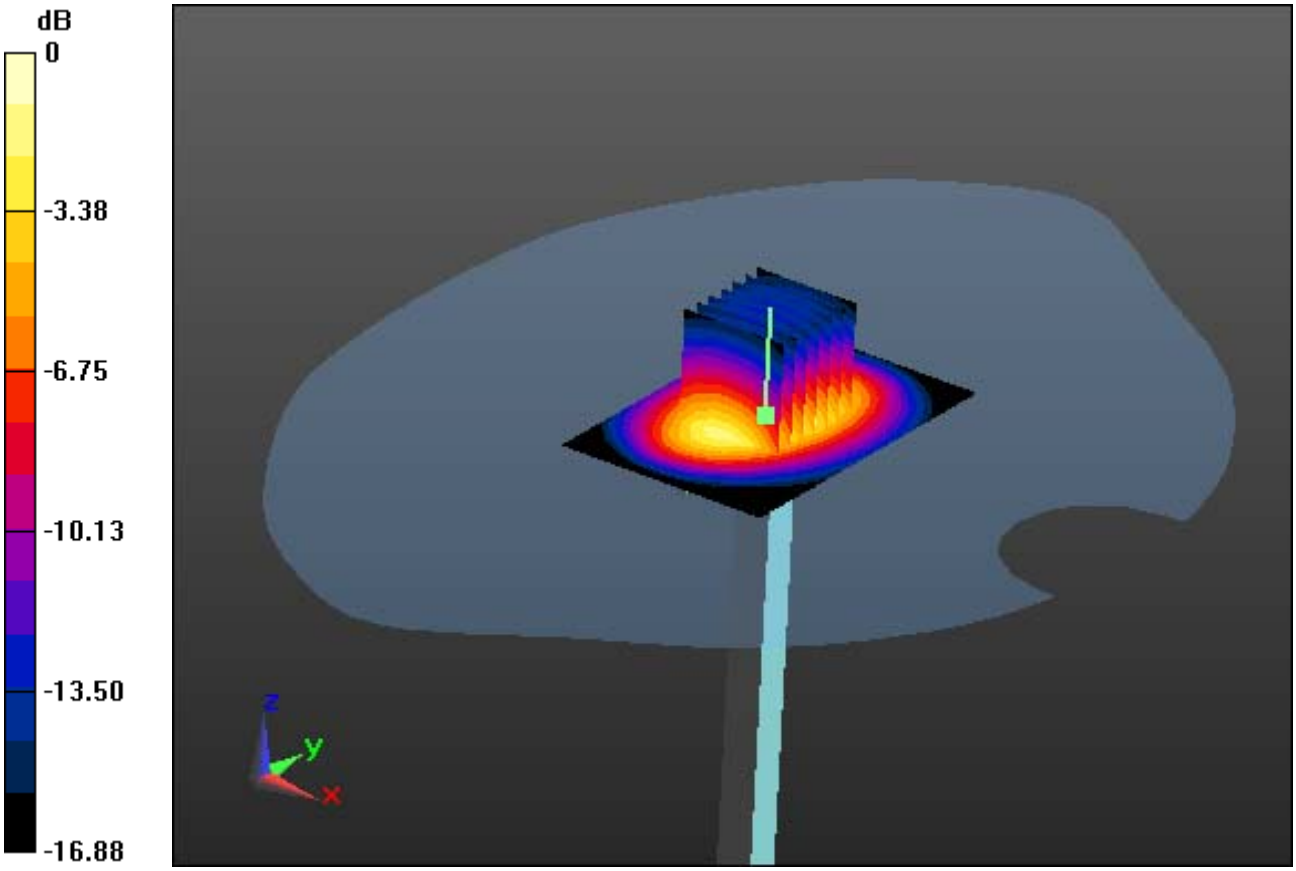

0 dB = 14.4 W/kg

DT&C Co., Ltd.

DUT: Dipole 1800 MHz; Type: D1800V2; Serial: D1800V2 - SN:2d047

Communication System: CW (0); Frequency: 1800 MHz;Duty Cycle: 1:1
Medium parameters used: f = 1800 MHz; σ = 1.535 S/m; ε_r = 53.57; ρ = 1000 kg/m^3
Phantom section: Flat Section

DASY5 Configuration:
Probe: EX3DV4 - SN3930; ConvF(8.03, 8.03, 8.03); Calibrated: 2015-07-22; Electronics: DAE4 Sn1335
Phantom: SAM with CRP_20120521; Type: SAM; Serial: 1679
Measurement SW: DASY52, Version 52.8 (8); SEMCAD X Version 14.6.10 (7331)

Test Date: 2015-10-22; Ambient Temp: 21.3; Tissue Temp:21.6

1800 MHz System Verification

Area Scan (61x91x1): Interpolated grid: dx=10mm, dy=10mm
Zoom Scan (7x7x7)/Cube 0: Measurement grid: dx=5mm, dy=5mm, dz=5mm
Power Drift = -0.01 dB
Peak SAR (extrapolated) = 18.2 W/kg
SAR(1 g) = 9.79 W/kg; SAR(10 g) = 5.18 W/kg

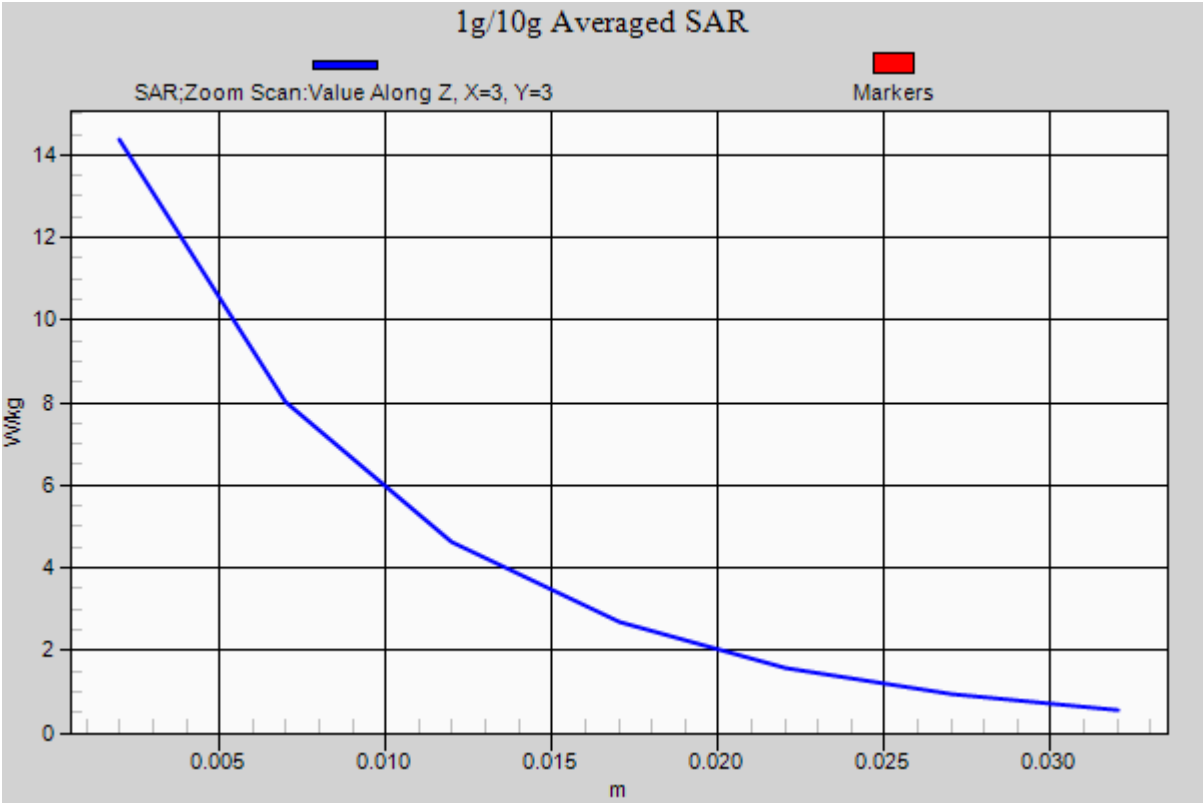

DT&C Co., Ltd.

DUT: Dipole 1900 MHz; Type: D1900V2; Serial: D1900V2 - SN:5d029

Communication System: CW (0); Frequency: 1900 MHz;Duty Cycle: 1:1
Medium parameters used: f = 1900 MHz; σ = 1.417 S/m; ε_r = 39.031; ρ = 1000 kg/m^3
Phantom section: Flat Section

DASY5 Configuration:
Probe: EX3DV4 - SN3930; ConvF(8.3, 8.3, 8.3); Calibrated: 2015-07-22; Electronics: DAE4 Sn1335
Phantom: SAM with CRP_20120521; Type: SAM; Serial: 1679
Measurement SW: DASY52, Version 52.8 (8); SEMCAD X Version 14.6.10 (7331)

Test Date: 2015-10-21; Ambient Temp: 21.4; Tissue Temp:21.8

1900 MHz System Verification

Area Scan (61x91x1): Interpolated grid: dx=10mm, dy=10mm
Zoom Scan (7x7x7)/Cube 0: Measurement grid: dx=5mm, dy=5mm, dz=5mm
Power Drift = -0.02 dB
Peak SAR (extrapolated) = 18.2 W/kg
SAR(1 g) = 9.67 W/kg; SAR(10 g) = 5 W/kg

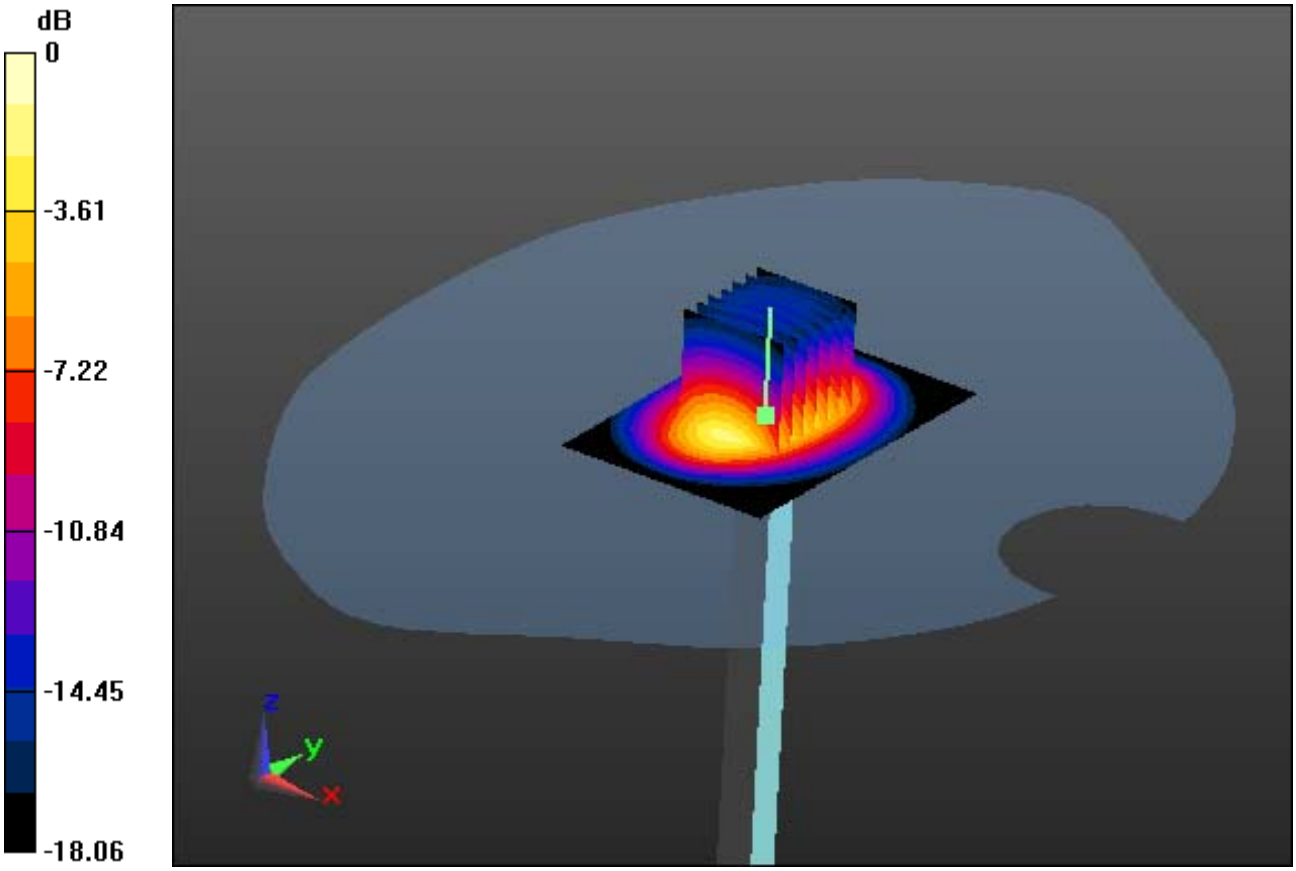

0 dB = 14.1 W/kg

DT&C Co., Ltd.

DUT: Dipole 1900 MHz; Type: D1900V2; Serial: D1900V2 - SN:5d029

Communication System: CW (0); Frequency: 1900 MHz;Duty Cycle: 1:1
Medium parameters used: f = 1900 MHz; σ = 1.417 S/m; ε_r = 39.031; ρ = 1000 kg/m^3
Phantom section: Flat Section

DASY5 Configuration:
Probe: EX3DV4 - SN3930; ConvF(8.3, 8.3, 8.3); Calibrated: 2015-07-22; Electronics: DAE4 Sn1335
Phantom: SAM with CRP_20120521; Type: SAM; Serial: 1679
Measurement SW: DASY52, Version 52.8 (8); SEMCAD X Version 14.6.10 (7331)

Test Date: 2015-10-21; Ambient Temp: 21.4; Tissue Temp:21.8

1900 MHz System Verification

Area Scan (61x91x1): Interpolated grid: dx=10mm, dy=10mm
Zoom Scan (7x7x7)/Cube 0: Measurement grid: dx=5mm, dy=5mm, dz=5mm
Power Drift = -0.02 dB
Peak SAR (extrapolated) = 18.2 W/kg
SAR(1 g) = 9.67 W/kg; SAR(10 g) = 5 W/kg

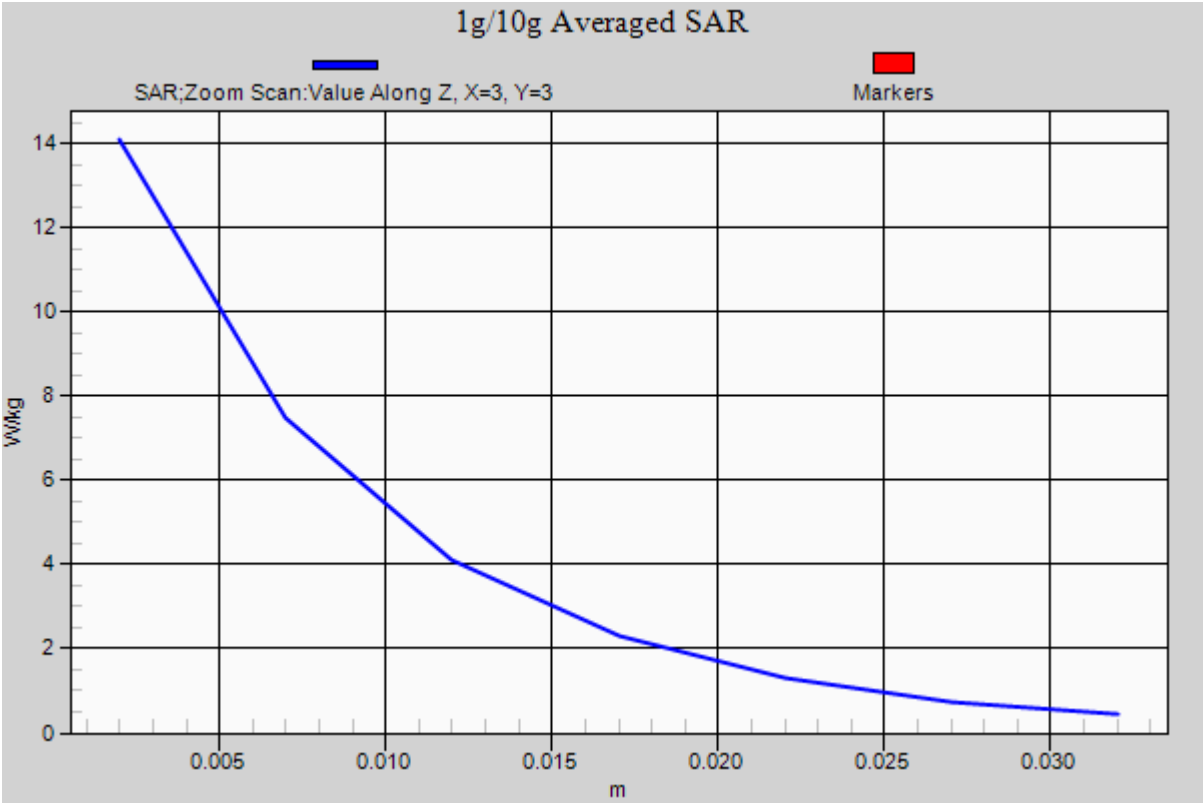

DT&C Co., Ltd.

DUT: Dipole 1900 MHz; Type: D1900V2; Serial: D1900V2 - SN:5d029

Communication System: CW (0); Frequency: 1900 MHz;Duty Cycle: 1:1
Medium parameters used: f = 1900 MHz; σ = 1.54 S/m; ε_r = 51.554; ρ = 1000 kg/m^3
Phantom section: Flat Section

DASY5 Configuration:
Probe: EX3DV4 - SN3930; ConvF(7.78, 7.78, 7.78); Calibrated: 2015-07-22; Electronics: DAE4 Sn1335
Phantom: SAM with CRP_20120521; Type: SAM; Serial: 1679
Measurement SW: DASY52, Version 52.8 (8); SEMCAD X Version 14.6.10 (7331)

Test Date: 2015-10-21; Ambient Temp: 21.4; Tissue Temp:21.8

1900 MHz System Verification

Area Scan (61x91x1): Interpolated grid: dx=10mm, dy=10mm
Zoom Scan (7x7x7)/Cube 0: Measurement grid: dx=5mm, dy=5mm, dz=5mm
Power Drift = 0.00 dB
Peak SAR (extrapolated) = 21.3 W/kg
SAR(1 g) = 9.98 W/kg; SAR(10 g) = 5.29 W/kg

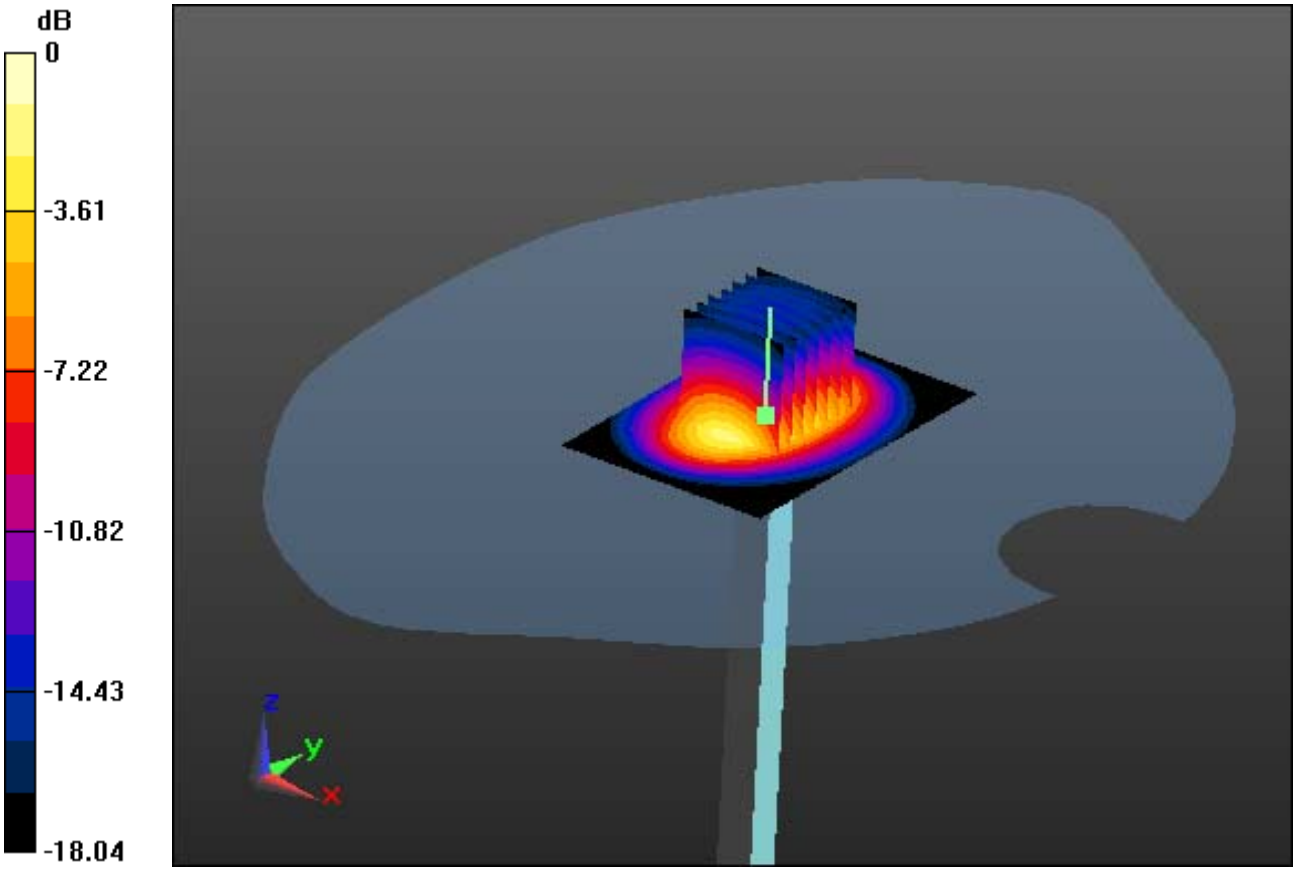

0 dB = 16.5 W/kg

DT&C Co., Ltd.

DUT: Dipole 1900 MHz; Type: D1900V2; Serial: D1900V2 - SN:5d029

Communication System: CW (0); Frequency: 1900 MHz;Duty Cycle: 1:1
Medium parameters used: f = 1900 MHz; σ = 1.54 S/m; ε_r = 51.554; ρ = 1000 kg/m^3
Phantom section: Flat Section

DASY5 Configuration:
Probe: EX3DV4 - SN3930; ConvF(7.78, 7.78, 7.78); Calibrated: 2015-07-22; Electronics: DAE4 Sn1335
Phantom: SAM with CRP_20120521; Type: SAM; Serial: 1679
Measurement SW: DASY52, Version 52.8 (8); SEMCAD X Version 14.6.10 (7331)

Test Date: 2015-10-21; Ambient Temp: 21.4; Tissue Temp:21.8

1900 MHz System Verification

Area Scan (61x91x1): Interpolated grid: dx=10mm, dy=10mm
Zoom Scan (7x7x7)/Cube 0: Measurement grid: dx=5mm, dy=5mm, dz=5mm
Power Drift = 0.00 dB
Peak SAR (extrapolated) = 21.3 W/kg
SAR(1 g) = 9.98 W/kg; SAR(10 g) = 5.29 W/kg

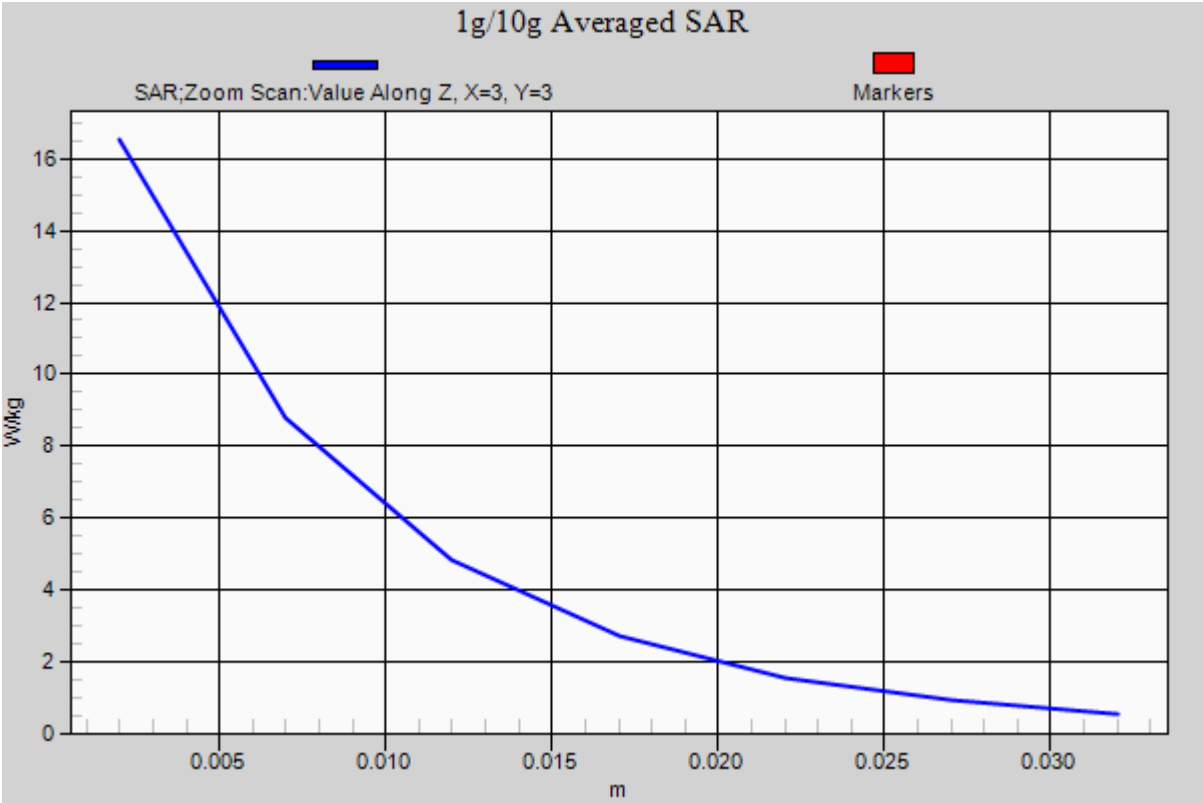

DT&C Co., Ltd.

DUT: Dipole 2450 MHz; Type: D2450V2; Serial: D2450V2 - SN:726

Communication System: CW (0); Frequency: 2450 MHz;Duty Cycle: 1:1
Medium parameters used: f = 2450 MHz; σ = 1.861 S/m; ε_r = 40.098; ρ = 1000 kg/m^3
Phantom section: Flat Section

DASY5 Configuration:
Probe: EX3DV4 - SN3866; ConvF(6.85, 6.85, 6.85); Calibrated: 2015-05-27; Electronics: DAE4 Sn1335
Phantom: SAM with CRP_20120521; Type: SAM; Serial: 1679
Measurement SW: DASY52, Version 52.8 (8); SEMCAD X Version 14.6.10 (7331)

Test Date: 2015-10-28; Ambient Temp: 21.5; Tissue Temp:21.8

2450 MHz System Verification

Area Scan (61x91x1): Interpolated grid: dx=10mm, dy=10mm
Zoom Scan (7x7x7)/Cube 0: Measurement grid: dx=5mm, dy=5mm, dz=5mm
Power Drift = -0.07 dB
Peak SAR (extrapolated) = 30.6 W/kg
SAR(1 g) = 13.4 W/kg; SAR(10 g) = 6.19 W/kg

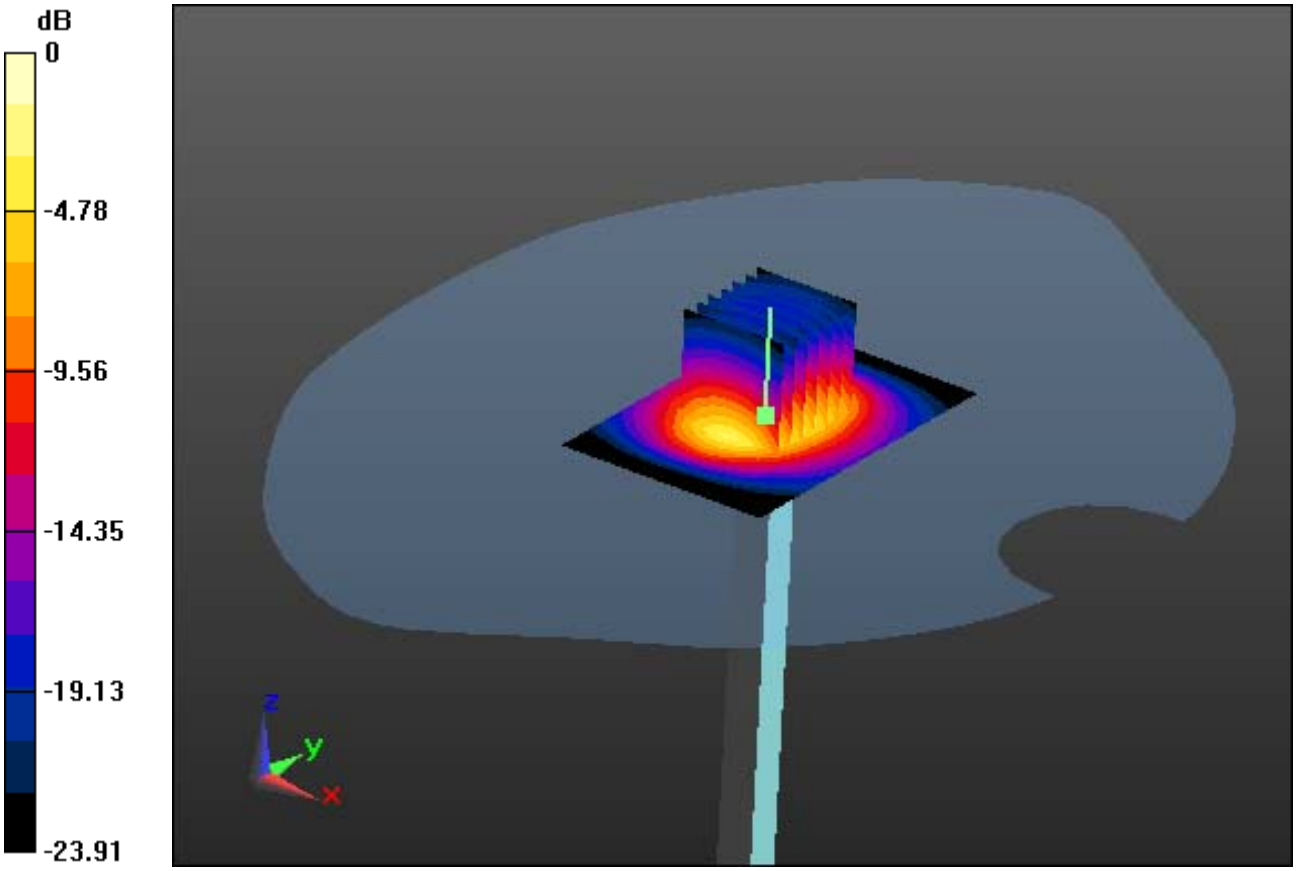

0 dB = 22.0 W/kg

DT&C Co., Ltd.

DUT: Dipole 2450 MHz; Type: D2450V2; Serial: D2450V2 - SN:726

Communication System: CW (0); Frequency: 2450 MHz;Duty Cycle: 1:1
Medium parameters used: f = 2450 MHz; σ = 1.861 S/m; ε_r = 40.098; ρ = 1000 kg/m^3
Phantom section: Flat Section

DASY5 Configuration:
Probe: EX3DV4 - SN3866; ConvF(6.85, 6.85, 6.85); Calibrated: 2015-05-27; Electronics: DAE4 Sn1335
Phantom: SAM with CRP_20120521; Type: SAM; Serial: 1679
Measurement SW: DASY52, Version 52.8 (8); SEMCAD X Version 14.6.10 (7331)

Test Date: 2015-10-28; Ambient Temp: 21.5; Tissue Temp:21.8

2450 MHz System Verification

Area Scan (61x91x1): Interpolated grid: dx=10mm, dy=10mm
Zoom Scan (7x7x7)/Cube 0: Measurement grid: dx=5mm, dy=5mm, dz=5mm
Power Drift = -0.07 dB
Peak SAR (extrapolated) = 30.6 W/kg
SAR(1 g) = 13.4 W/kg; SAR(10 g) = 6.19 W/kg

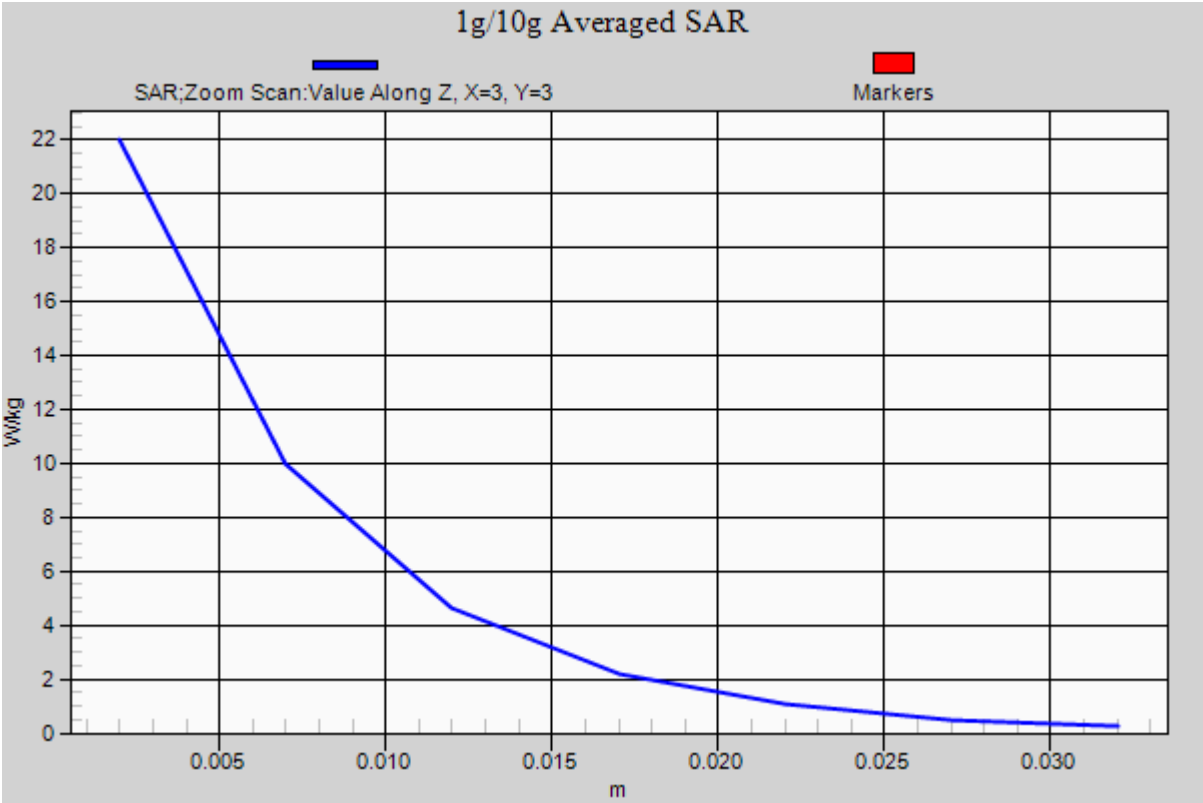

DT&C Co., Ltd.

DUT: Dipole 2450 MHz; Type: D2450V2; Serial: D2450V2 - SN:726

Communication System: CW (0); Frequency: 2450 MHz;Duty Cycle: 1:1
Medium parameters used: f = 2450 MHz; σ = 1.956 S/m; ε_r = 51.491; ρ = 1000 kg/m^3
Phantom section: Flat Section

DASY5 Configuration:
Probe: EX3DV4 - SN3866; ConvF(7.00, 7.00, 7.00); Calibrated: 2015-05-27; Electronics: DAE4 Sn1335
Phantom: SAM with CRP_20120521; Type: SAM; Serial: 1679
Measurement SW: DASY52, Version 52.8 (8); SEMCAD X Version 14.6.10 (7331)

Test Date: 2015-10-28; Ambient Temp: 21.5; Tissue Temp:21.8

2450 MHz System Verification

Area Scan (61x91x1): Interpolated grid: dx=10mm, dy=10mm
Zoom Scan (7x7x7)/Cube 0: Measurement grid: dx=5mm, dy=5mm, dz=5mm
Power Drift = -0.19 dB
Peak SAR (extrapolated) = 31.8 W/kg
SAR(1 g) = 12.8 W/kg; SAR(10 g) = 5.93 W/kg

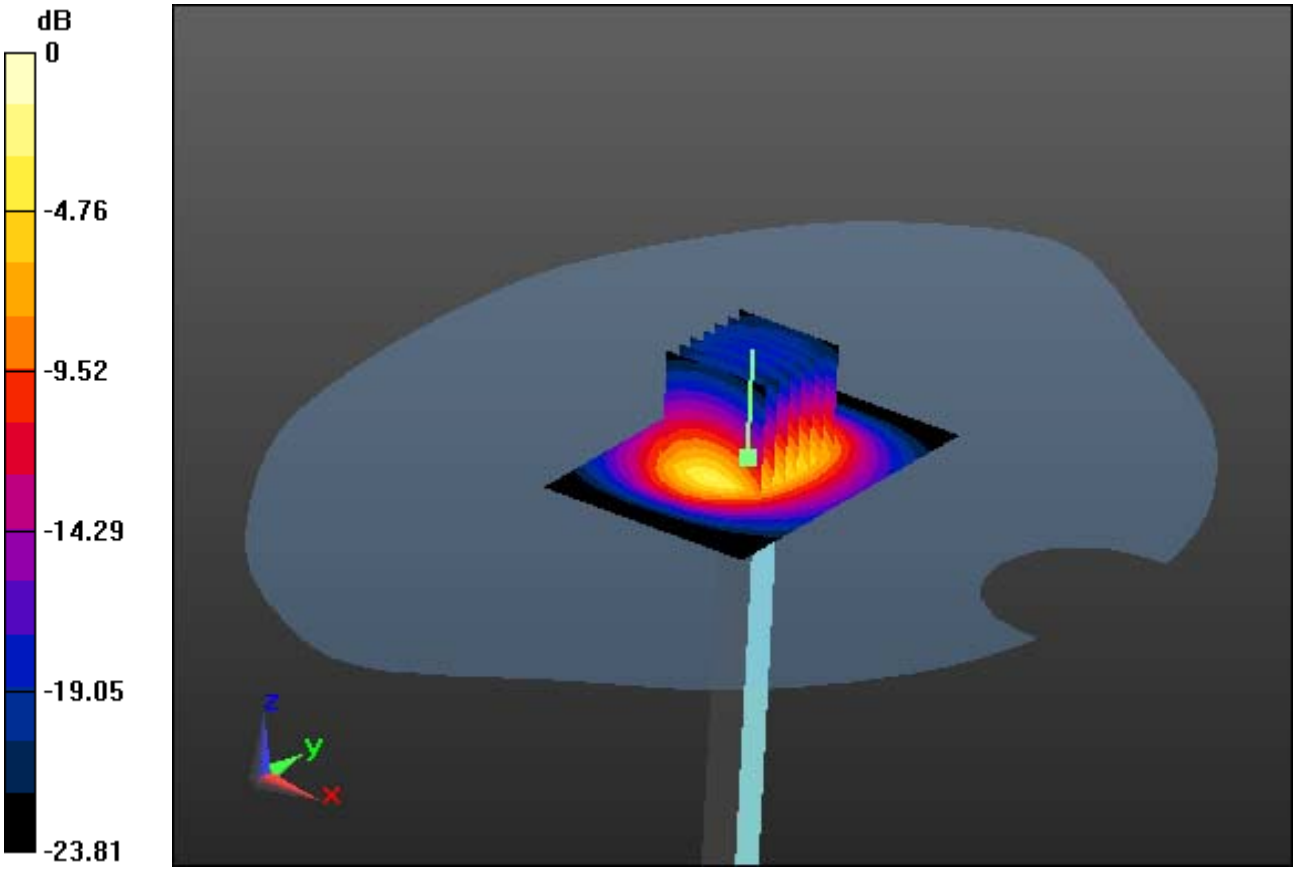

0 dB = 22.8 W/kg

DT&C Co., Ltd.

DUT: Dipole 2450 MHz; Type: D2450V2; Serial: D2450V2 - SN:726

Communication System: CW (0); Frequency: 2450 MHz;Duty Cycle: 1:1
Medium parameters used: f = 2450 MHz; σ = 1.956 S/m; ε_r = 51.491; ρ = 1000 kg/m^3
Phantom section: Flat Section

DASY5 Configuration:
Probe: EX3DV4 - SN3866; ConvF(7.00, 7.00, 7.00); Calibrated: 2015-05-27; Electronics: DAE4 Sn1335
Phantom: SAM with CRP_20120521; Type: SAM; Serial: 1679
Measurement SW: DASY52, Version 52.8 (8); SEMCAD X Version 14.6.10 (7331)

Test Date: 2015-10-28; Ambient Temp: 21.5; Tissue Temp:21.8

2450 MHz System Verification

Area Scan (61x91x1): Interpolated grid: dx=10mm, dy=10mm
Zoom Scan (7x7x7)/Cube 0: Measurement grid: dx=5mm, dy=5mm, dz=5mm
Power Drift = -0.19 dB
Peak SAR (extrapolated) = 31.8 W/kg
SAR(1 g) = 12.8 W/kg; SAR(10 g) = 5.93 W/kg

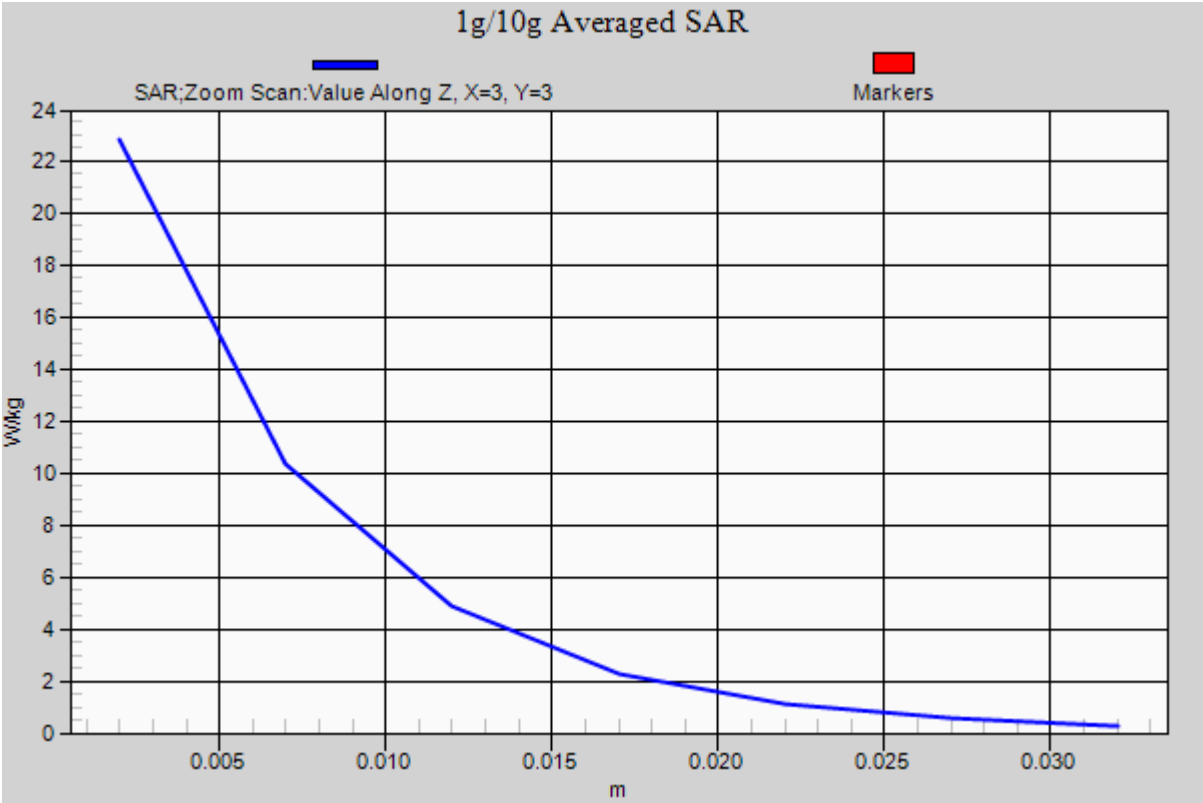

DT&C Co., Ltd.

DUT: Dipole 5000 MHz; Type: D5GHzV2; Serial: D5GHzV2 - SN:1103

Communication System: CW; Frequency: 5300 MHz;Duty Cycle: 1:1
Medium parameters used: f = 5300 MHz; σ = 4.807 S/m; ε_r = 37.149; ρ = 1000 kg/m^3
Phantom section: Flat Section

DASY5 Configuration:
Probe: EX3DV4 - SN3866; ConvF(5.02, 5.02, 5.02); Calibrated: 5/27/2015; ; Electronics: DAE4 Sn1335
Phantom: SAM with CRP_20120521; Type: SAM; Serial: 1679
Measurement SW: DASY52, Version 52.8 (8); SEMCAD X Version 14.6.10 (7331)

Test Date: 2015-10-29; Ambient Temp: 21.4 Tissue Temp:21.9

5300 MHz System Verification

Area Scan (61x71x1): Interpolated grid: dx=10mm, dy=10mm
Zoom Scan (7x7x11)/Cube 0: Measurement grid: dx=4mm, dy=4mm, dz=2mm
Power Drift = 0.05 dB
Peak SAR (extrapolated) = 35.8 W/kg
SAR(1 g) = 8.03 W/kg; SAR(10 g) = 2.25 W/kg

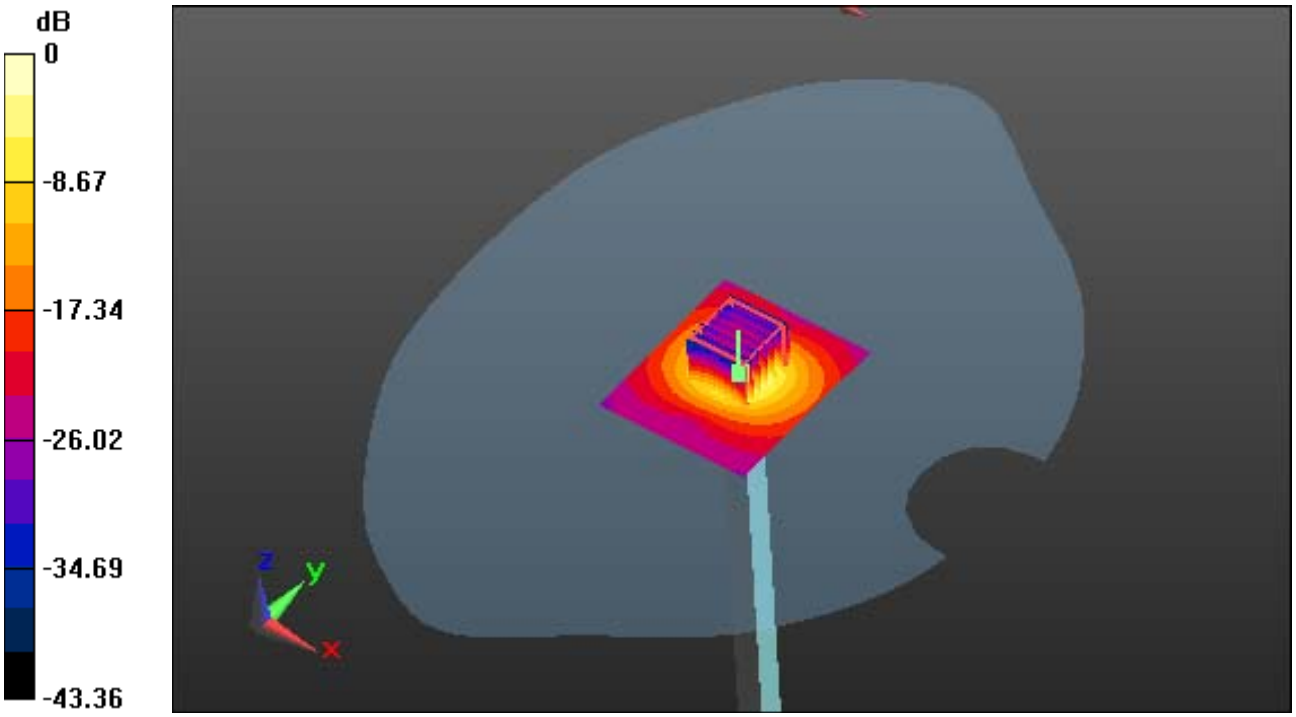

0 dB = 17.0 W/kg

DT&C Co., Ltd.

DUT: Dipole 5000 MHz; Type: D5GHzV2; Serial: D5GHzV2 - SN:1103

Communication System: CW; Frequency: 5300 MHz;Duty Cycle: 1:1
Medium parameters used: f = 5300 MHz; σ = 4.807 S/m; ε_r = 37.149; ρ = 1000 kg/m^3
Phantom section: Flat Section

DASY5 Configuration:
Probe: EX3DV4 - SN3866; ConvF(5.02, 5.02, 5.02); Calibrated: 5/27/2015; ; Electronics: DAE4 Sn1335
Phantom: SAM with CRP_20120521; Type: SAM; Serial: 1679
Measurement SW: DASY52, Version 52.8 (8); SEMCAD X Version 14.6.10 (7331)

Test Date: 2015-10-29; Ambient Temp: 21.4 Tissue Temp:21.9

5300 MHz System Verification

Area Scan (61x71x1): Interpolated grid: dx=10mm, dy=10mm
Zoom Scan (7x7x11)/Cube 0: Measurement grid: dx=4mm, dy=4mm, dz=2mm
Power Drift = 0.05 dB
Peak SAR (extrapolated) = 35.8 W/kg
SAR(1 g) = 8.03 W/kg; SAR(10 g) = 2.25 W/kg

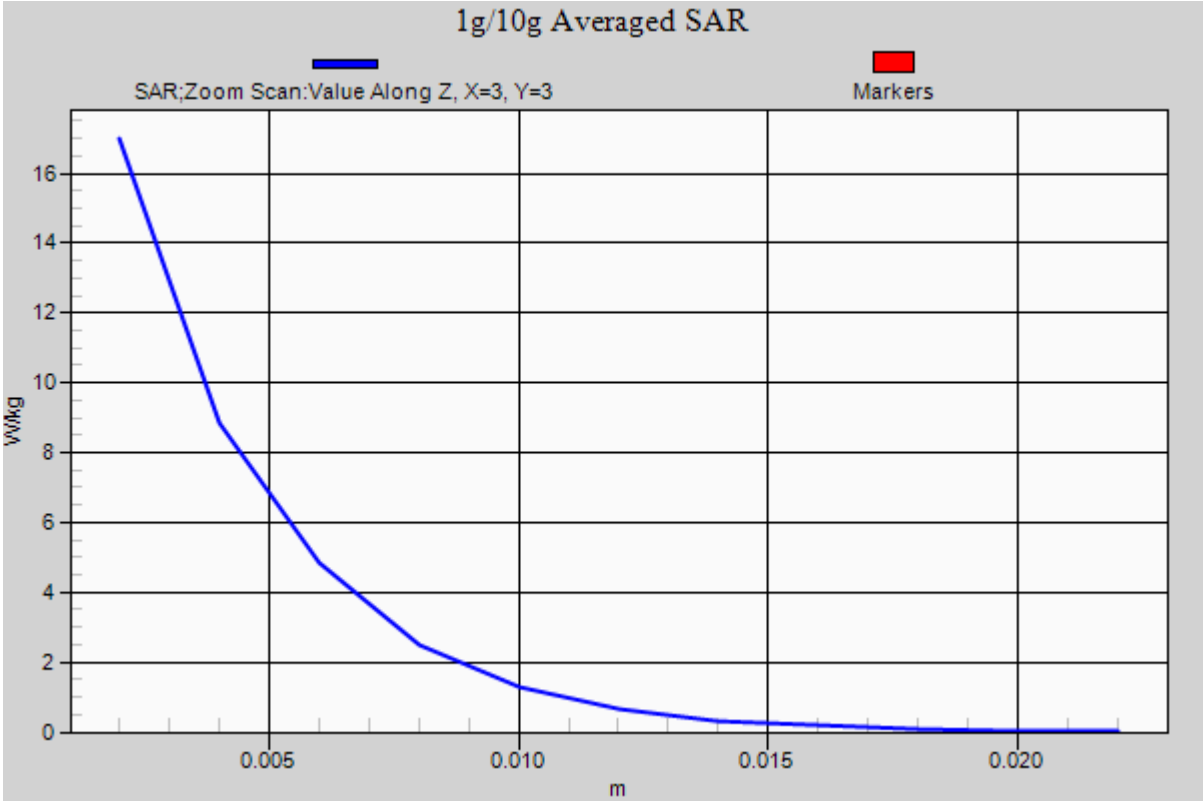

DT&C Co., Ltd.

DUT: Dipole 5000 MHz; Type: D5GHzV2; Serial: D5GHzV2 - SN:1103

Communication System: CW (0); Frequency: 5500 MHz;Duty Cycle: 1:1
Medium parameters used: f = 5500 MHz; σ = 4.922 S/m; ε_r = 36.036; ρ = 1000 kg/m^3
Phantom section: Flat Section

DASY5 Configuration:
Probe: EX3DV4 - SN3866; ConvF(4.5, 4.5, 4.5); Calibrated: 5/27/2015; ; Electronics: DAE4 Sn1335
Phantom: SAM with CRP_20120521; Type: SAM; Serial: 1679
Measurement SW: DASY52, Version 52.8 (8); SEMCAD X Version 14.6.10 (7331)

Test Date: 2015-10-30; Ambient Temp: 21.3; Tissue Temp: 21.7

5500 MHz System Verification

Area Scan (61x71x1): Interpolated grid: dx=10mm, dy=10mm
Zoom Scan (7x7x11)/Cube 0: Measurement grid: dx=4mm, dy=4mm, dz=2mm
Power Drift = -0.05 dB
Peak SAR (extrapolated) = 37.0 W/kg
SAR(1 g) = 8.08 W/kg; SAR(10 g) = 2.31 W/kg

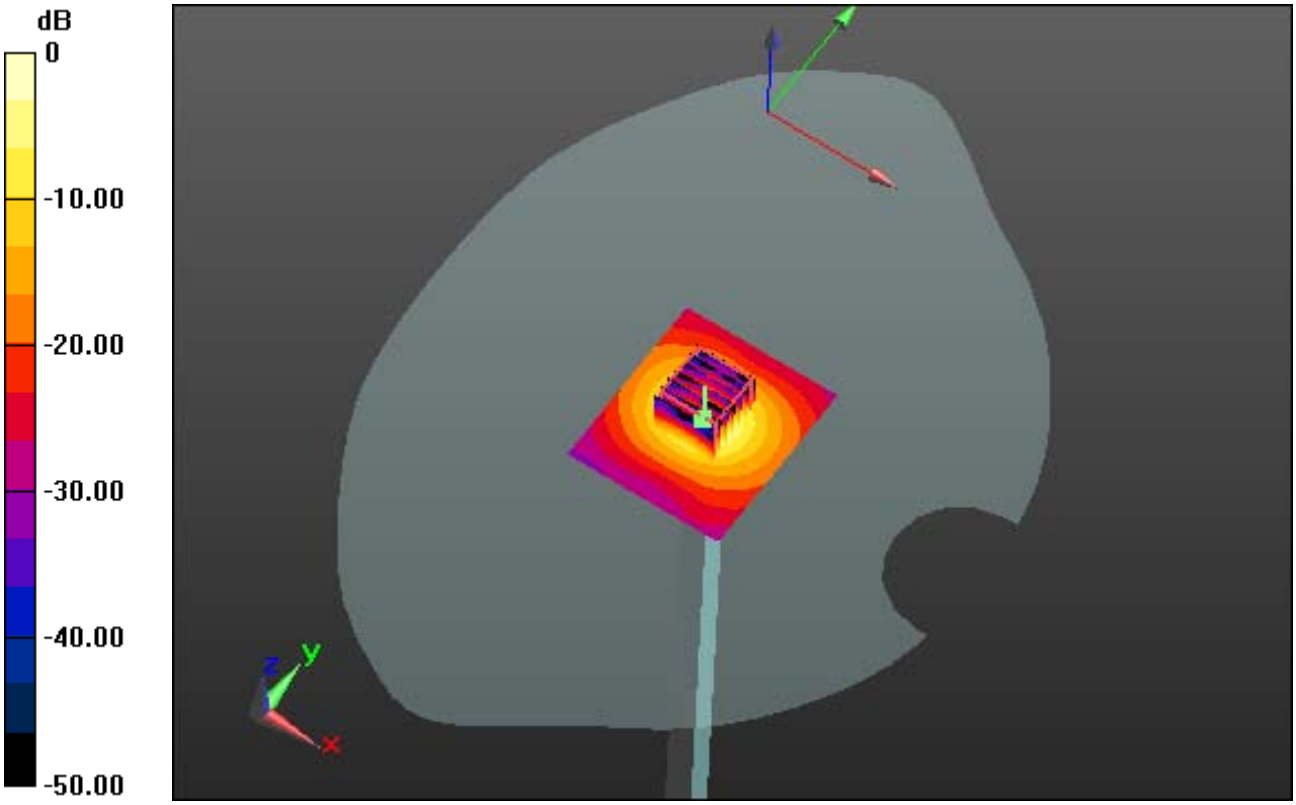

0 dB = 16.9 W/kg

DT&C Co., Ltd.

DUT: Dipole 5000 MHz; Type: D5GHzV2; Serial: D5GHzV2 - SN:1103

Communication System: CW (0); Frequency: 5500 MHz;Duty Cycle: 1:1
Medium parameters used: f = 5500 MHz; σ = 4.922 S/m; ε_r = 36.036; ρ = 1000 kg/m^3
Phantom section: Flat Section

DASY5 Configuration:
Probe: EX3DV4 - SN3866; ConvF(4.5, 4.5, 4.5); Calibrated: 5/27/2015; ; Electronics: DAE4 Sn1335
Phantom: SAM with CRP_20120521; Type: SAM; Serial: 1679
Measurement SW: DASY52, Version 52.8 (8); SEMCAD X Version 14.6.10 (7331)

Test Date: 2015-10-30; Ambient Temp: 21.3; Tissue Temp: 21.7

5500 MHz System Verification

Area Scan (61x71x1): Interpolated grid: dx=10mm, dy=10mm
Zoom Scan (7x7x11)/Cube 0: Measurement grid: dx=4mm, dy=4mm, dz=2mm
Power Drift = -0.05 dB
Peak SAR (extrapolated) = 37.0 W/kg
SAR(1 g) = 8.08 W/kg; SAR(10 g) = 2.31 W/kg

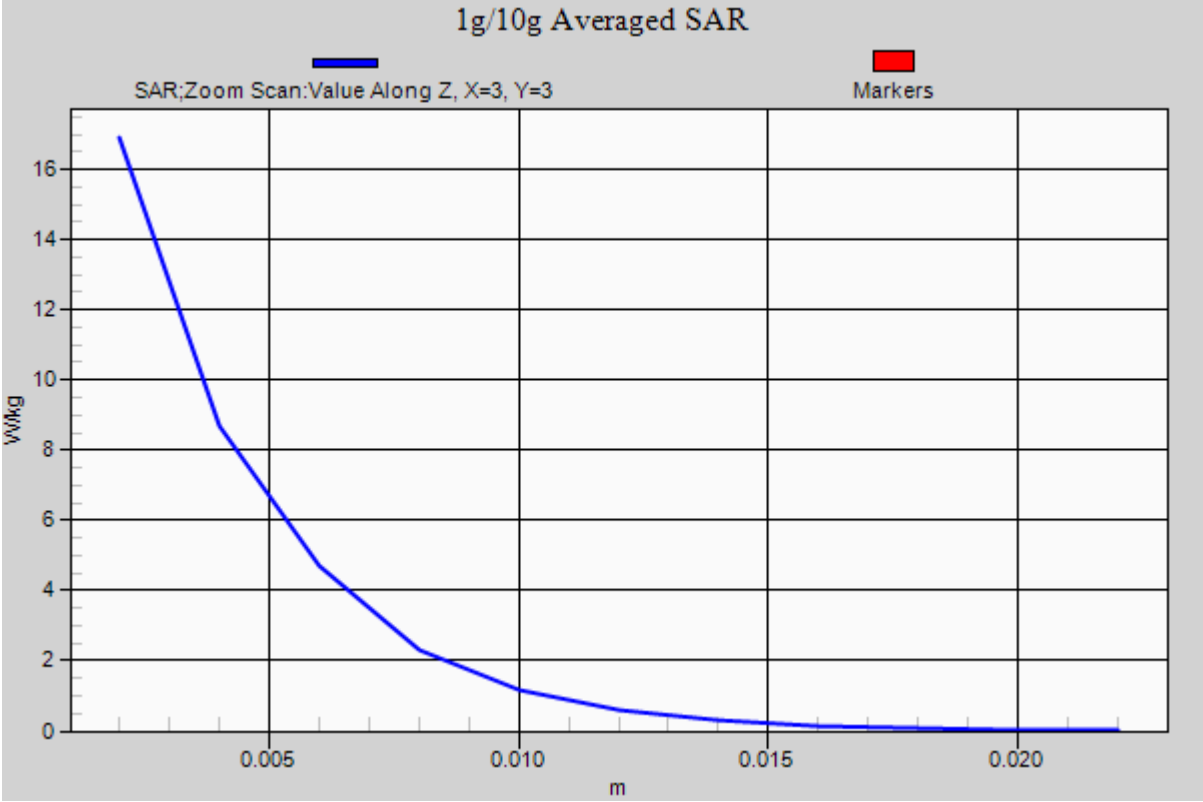

DT&C Co., Ltd.

DUT: Dipole 5000 MHz; Type: D5GHzV2; Serial: D5GHzV2 - SN:1103

Communication System: CW (0); Frequency: 5600 MHz;Duty Cycle: 1:1
Medium parameters used: f = 5600 MHz; σ = 5.029 S/m; ε_r = 35.883; ρ = 1000 kg/m^3
Phantom section: Flat Section

DASY5 Configuration:
Probe: EX3DV4 - SN3866; ConvF(4.33, 4.33, 4.33); Calibrated: 5/27/2015; ; Electronics: DAE4 Sn1335
Phantom: SAM with CRP_20120521; Type: SAM; Serial: 1679
Measurement SW: DASY52, Version 52.8 (8); SEMCAD X Version 14.6.10 (7331)

Test Date: 2015-10-30; Ambient Temp: 21.3; Tissue Temp: 21.7

5600 MHz System Verification

Area Scan (61x71x1): Interpolated grid: dx=10mm, dy=10mm
Zoom Scan (7x7x11)/Cube 0: Measurement grid: dx=4mm, dy=4mm, dz=2mm
Power Drift = 0.07 dB
Peak SAR (extrapolated) = 40.7 W/kg
SAR(1 g) = 8.61 W/kg; SAR(10 g) = 2.35 W/kg

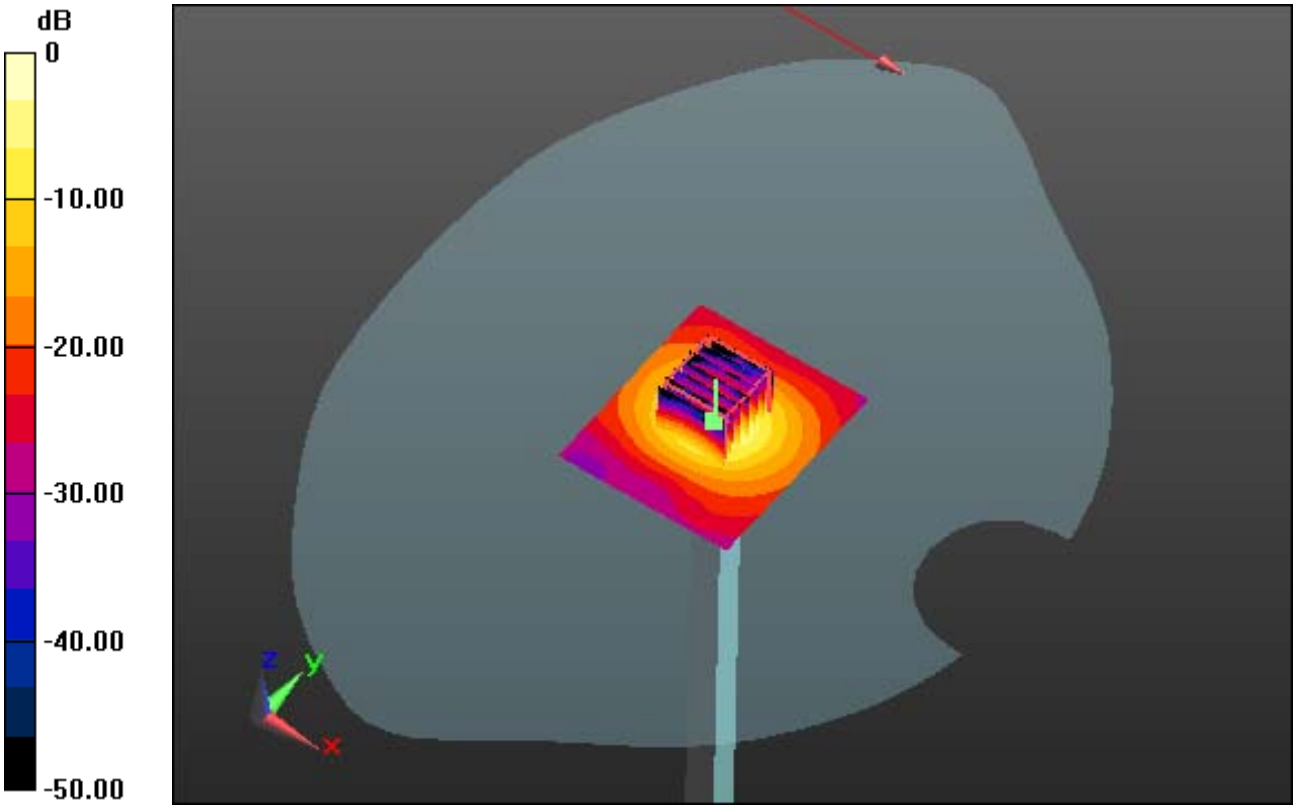

0 dB = 18.5 W/kg

DT&C Co., Ltd.

DUT: Dipole 5000 MHz; Type: D5GHzV2; Serial: D5GHzV2 - SN:1103

Communication System: CW (0); Frequency: 5600 MHz;Duty Cycle: 1:1
Medium parameters used: f = 5600 MHz; σ = 5.029 S/m; ε_r = 35.883; ρ = 1000 kg/m^3
Phantom section: Flat Section

DASY5 Configuration:
Probe: EX3DV4 - SN3866; ConvF(4.33, 4.33, 4.33); Calibrated: 5/27/2015; ; Electronics: DAE4 Sn1335
Phantom: SAM with CRP_20120521; Type: SAM; Serial: 1679
Measurement SW: DASY52, Version 52.8 (8); SEMCAD X Version 14.6.10 (7331)

Test Date: 2015-10-30; Ambient Temp: 21.3; Tissue Temp: 21.7

5600 MHz System Verification

Area Scan (61x71x1): Interpolated grid: dx=10mm, dy=10mm
Zoom Scan (7x7x11)/Cube 0: Measurement grid: dx=4mm, dy=4mm, dz=2mm
Power Drift = 0.07 dB
Peak SAR (extrapolated) = 40.7 W/kg
SAR(1 g) = 8.61 W/kg; SAR(10 g) = 2.35 W/kg

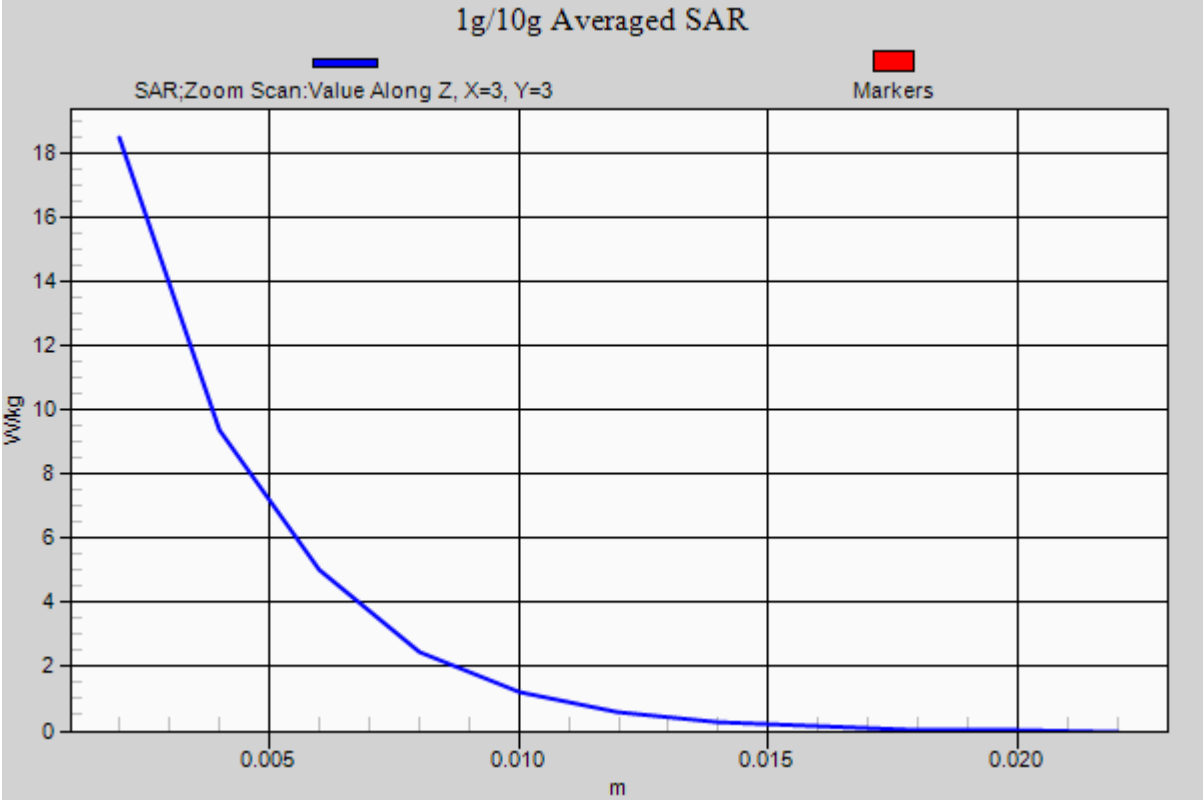

DT&C Co., Ltd.

DUT: Dipole 5000 MHz; Type: D5GHzV2; Serial: D5GHzV2 - SN:1103

Communication System: CW (0); Frequency: 5800 MHz;Duty Cycle: 1:1
Medium parameters used: f = 5800 MHz; σ = 5.272 S/m; ε_r = 36.092; ρ = 1000 kg/m^3
Phantom section: Flat Section

DASY5 Configuration:
Probe: EX3DV4 - SN3866; ConvF(4.57, 4.57, 4.57); Calibrated: 5/27/2015; ; Electronics: DAE4 Sn1335
Phantom: SAM with CRP_20120521; Type: SAM; Serial: 1679
Measurement SW: DASY52, Version 52.8 (8); SEMCAD X Version 14.6.10 (7331)

Test Date: 2015-11-02; Ambient Temp: 21.4; Tissue Temp: 21.7

5800 MHz System Verification

Area Scan (61x71x1): Interpolated grid: dx=10mm, dy=10mm
Zoom Scan (7x7x11)/Cube 0: Measurement grid: dx=4mm, dy=4mm, dz=2mm
Power Drift = -0.05 dB
Peak SAR (extrapolated) = 36.1 W/kg
SAR(1 g) = 8.02 W/kg; SAR(10 g) = 2.24 W/kg

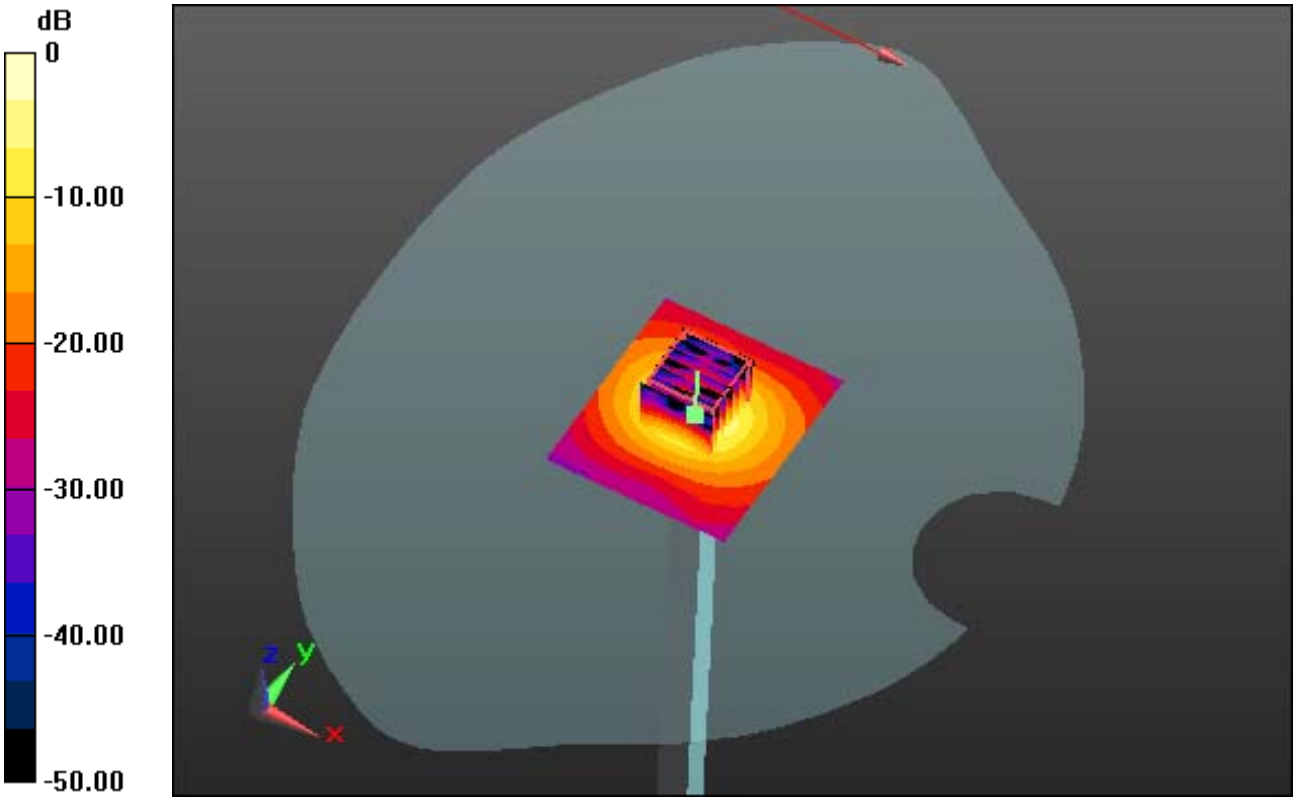

0 dB = 16.8 W/kg

DT&C Co., Ltd.

DUT: Dipole 5000 MHz; Type: D5GHzV2; Serial: D5GHzV2 - SN:1103

Communication System: CW (0); Frequency: 5800 MHz;Duty Cycle: 1:1
Medium parameters used: f = 5800 MHz; σ = 5.272 S/m; ε_r = 36.092; ρ = 1000 kg/m^3
Phantom section: Flat Section

DASY5 Configuration:
Probe: EX3DV4 - SN3866; ConvF(4.57, 4.57, 4.57); Calibrated: 5/27/2015; ; Electronics: DAE4 Sn1335
Phantom: SAM with CRP_20120521; Type: SAM; Serial: 1679
Measurement SW: DASY52, Version 52.8 (8); SEMCAD X Version 14.6.10 (7331)

Test Date: 2015-11-02; Ambient Temp: 21.4; Tissue Temp: 21.7

5800 MHz System Verification

Area Scan (61x71x1): Interpolated grid: dx=10mm, dy=10mm
Zoom Scan (7x7x11)/Cube 0: Measurement grid: dx=4mm, dy=4mm, dz=2mm
Power Drift = -0.05 dB
Peak SAR (extrapolated) = 36.1 W/kg
SAR(1 g) = 8.02 W/kg; SAR(10 g) = 2.24 W/kg

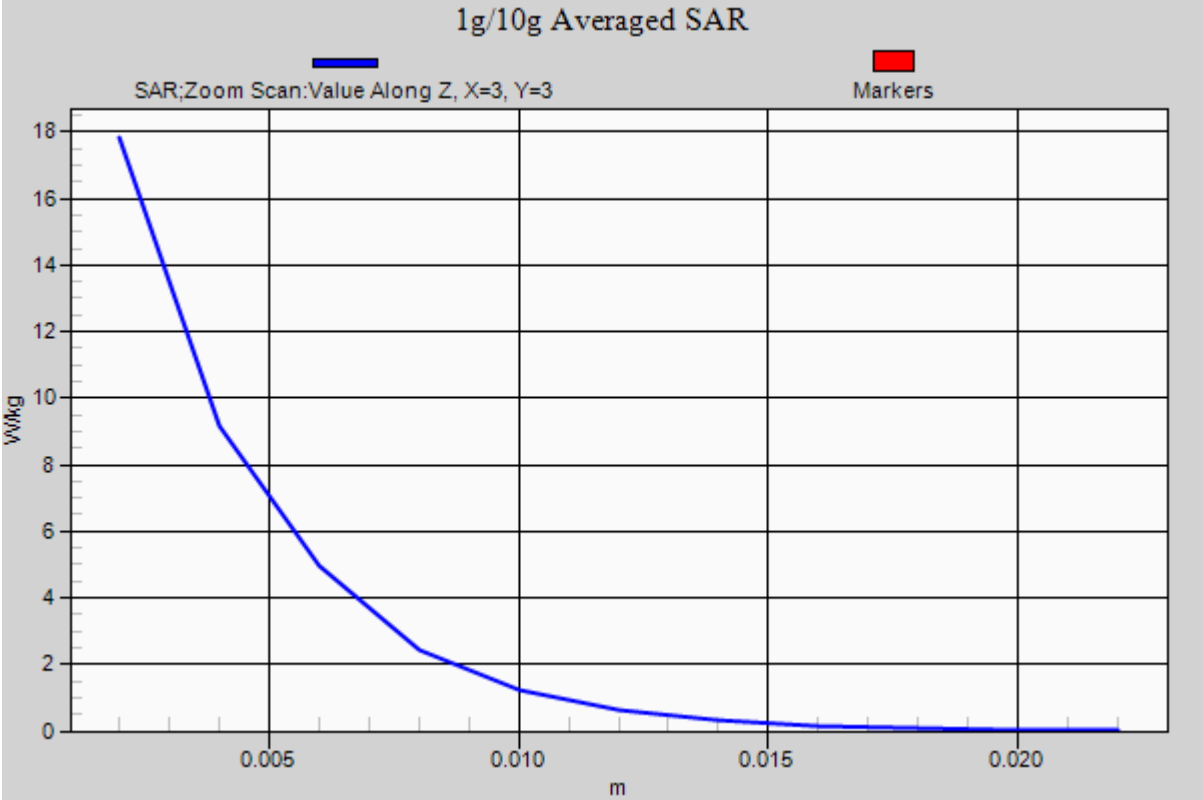

DT&C Co., Ltd.

DUT: PM80; Type: PDA

Communication System: GSM 850 (0); Frequency: 836.6 MHz;Duty Cycle: 1:8.3
Medium parameters used: f = 836.6 MHz; σ = 0.916 S/m; ε_r = 42.433; ρ = 1000 kg/m^3
Phantom section: Right Section

DASY5 Configuration:
Probe: EX3DV4 - SN3930; ConvF(9.81, 9.81, 9.81); Calibrated: 2015-07-22; Electronics: DAE4 Sn1335
Phantom: SAM with CRP_20120521; Type: SAM; Serial: 1679
Measurement SW: DASY52, Version 52.8 (8); SEMCAD X Version 14.6.10 (7331)

Test Date: 2015-10-19; Ambient Temp: 21.1; Tissue Temp: 21.6

Right Touch, GSM850 Ch. 190, Ant Internal, Standard Battery

Area Scan (81x121x1): Interpolated grid: dx=15mm, dy=15mm
Zoom Scan (5x5x7)/Cube 0: Measurement grid: dx=8mm, dy=8mm, dz=5mm
Power Drift = 0.00 dB
Peak SAR (extrapolated) = 0.340 W/kg
SAR(1 g) = 0.263 W/kg; SAR(10 g) = 0.193 W/kg

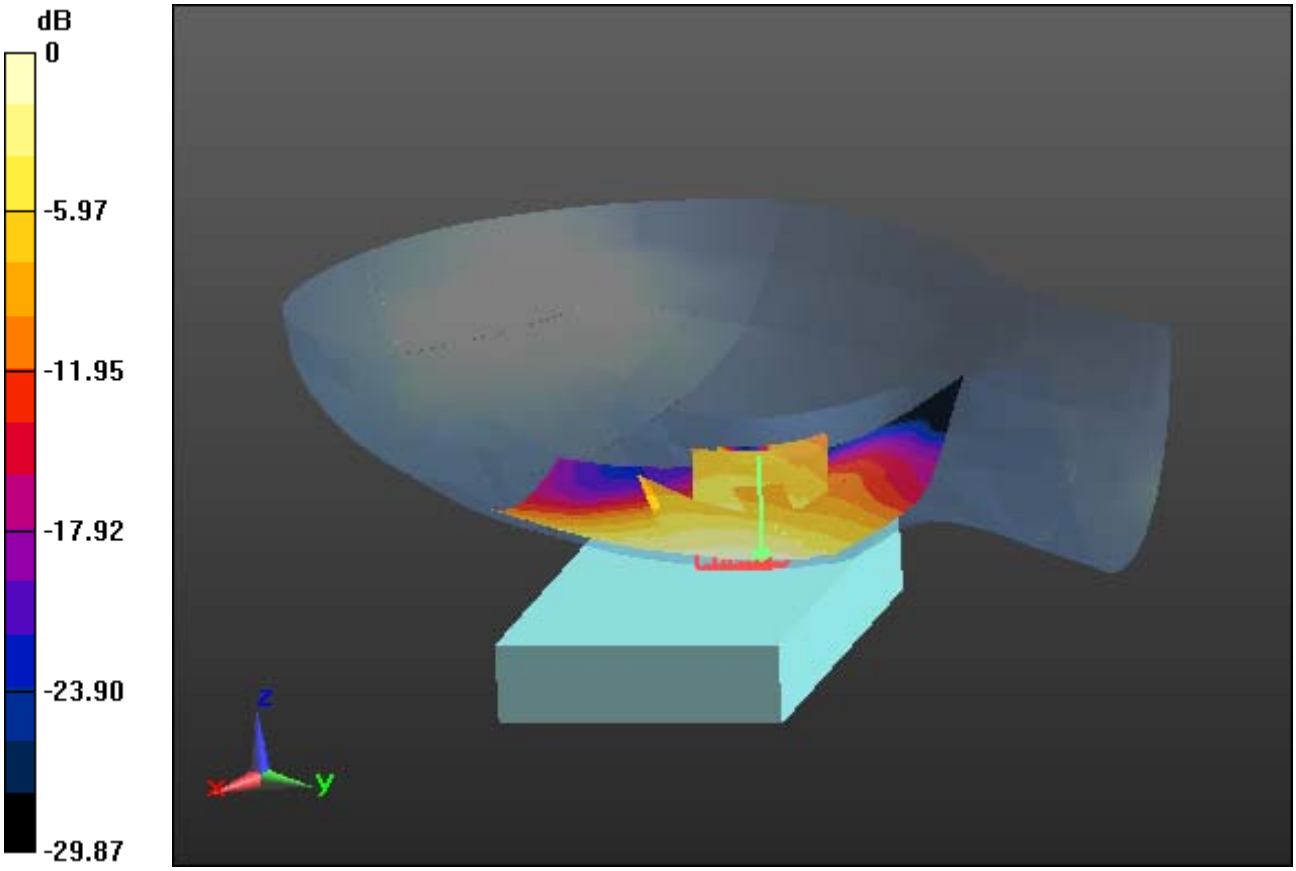

0 dB = 0.303 W/kg

DT&C Co., Ltd.

DUT: PM80; Type: PDA

Communication System: GSM 850 (0); Frequency: 836.6 MHz;Duty Cycle: 1:8.3
Medium parameters used: f = 836.6 MHz; σ = 0.916 S/m; ε_r = 42.433; ρ = 1000 kg/m^3
Phantom section: Right Section

DASY5 Configuration:
Probe: EX3DV4 - SN3930; ConvF(9.81, 9.81, 9.81); Calibrated: 2015-07-22; Electronics: DAE4 Sn1335
Phantom: SAM with CRP_20120521; Type: SAM; Serial: 1679
Measurement SW: DASY52, Version 52.8 (8); SEMCAD X Version 14.6.10 (7331)

Test Date: 2015-10-19; Ambient Temp: 21.1; Tissue Temp: 21.6

Right Touch, GSM850 Ch. 190, Ant Internal, Standard Battery

With Enlarge plot image

Area Scan (81x121x1): Interpolated grid: dx=15mm, dy=15mm
Zoom Scan (5x5x7)/Cube 0: Measurement grid: dx=8mm, dy=8mm, dz=5mm
Power Drift = 0.00 dB
Peak SAR (extrapolated) = 0.340 W/kg
SAR(1 g) = 0.263 W/kg; SAR(10 g) = 0.193 W/kg

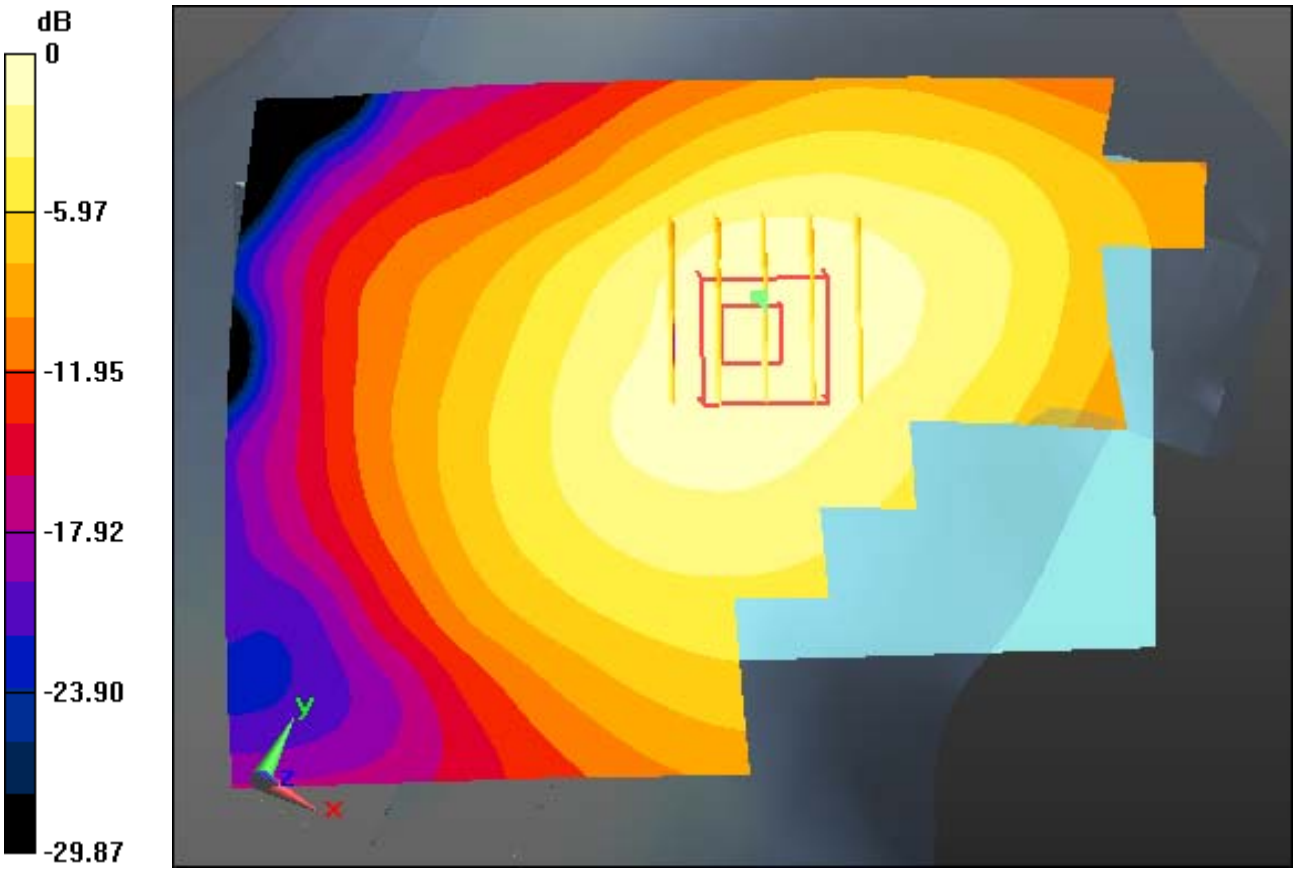

0 dB = 0.303 W/kg

DT&C Co., Ltd.

DUT: PM80; Type: PDA

Communication System: GSM 850 (0); Frequency: 836.6 MHz;Duty Cycle: 1:8.3
Medium parameters used: f = 836.6 MHz; σ = 0.916 S/m; ε_r = 42.433; ρ = 1000 kg/m^3
Phantom section: Right Section

DASY5 Configuration:
Probe: EX3DV4 - SN3930; ConvF(9.81, 9.81, 9.81); Calibrated: 2015-07-22; Electronics: DAE4 Sn1335
Phantom: SAM with CRP_20120521; Type: SAM; Serial: 1679
Measurement SW: DASY52, Version 52.8 (8); SEMCAD X Version 14.6.10 (7331)

Test Date: 2015-10-19; Ambient Temp: 21.1; Tissue Temp: 21.6

Right Touch, GSM850 Ch. 190, Ant Internal, Standard Battery

Area Scan (81x121x1): Interpolated grid: dx=15mm, dy=15mm
Zoom Scan (5x5x7)/Cube 0: Measurement grid: dx=8mm, dy=8mm, dz=5mm
Power Drift = 0.00 dB
Peak SAR (extrapolated) = 0.340 W/kg
SAR(1 g) = 0.263 W/kg; SAR(10 g) = 0.193 W/kg

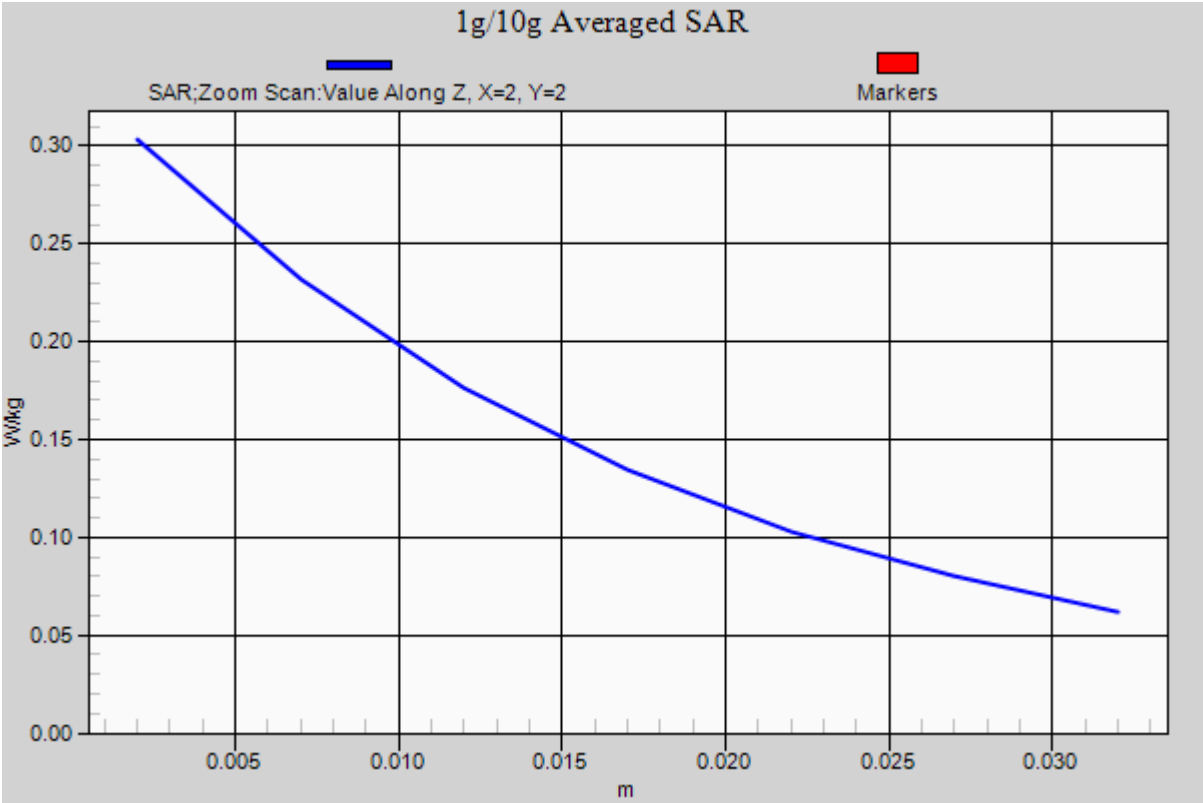

DT&C Co., Ltd.

DUT: PM80; Type: PDA

Communication System: GSM 850_12 (0); Frequency: 836.6 MHz;Duty Cycle: 1:2.075
Medium parameters used: f = 836.6 MHz; σ = 0.916 S/m; ε_r = 42.433; ρ = 1000 kg/m^3
Phantom section: Right Section

DASY5 Configuration:
Probe: EX3DV4 - SN3930; ConvF(9.81, 9.81, 9.81); Calibrated: 7/22/2015; Electronics: DAE4 Sn1335
Phantom: SAM with CRP_20120521; Type: SAM; Serial: 1679
Measurement SW: DASY52, Version 52.8 (8); SEMCAD X Version 14.6.10 (7331)

Test Date: 2015-10-19; Ambient Temp: 21.1; Tissue Temp: 21.6

Right Touch, GSM850 GPRS 3Tx Ch. 190, Ant Internal, Standard Battery

Area Scan (81x121x1): Interpolated grid: dx=15 mm, dy=15 mm
Zoom Scan (5x5x7)/Cube 0: Measurement grid: dx=8mm, dy=8mm, dz=5mm
Power Drift = 0.08 dB
Peak SAR (extrapolated) = 0.401 W/kg
SAR(1 g) = 0.312 W/kg; SAR(10 g) = 0.231 W/kg

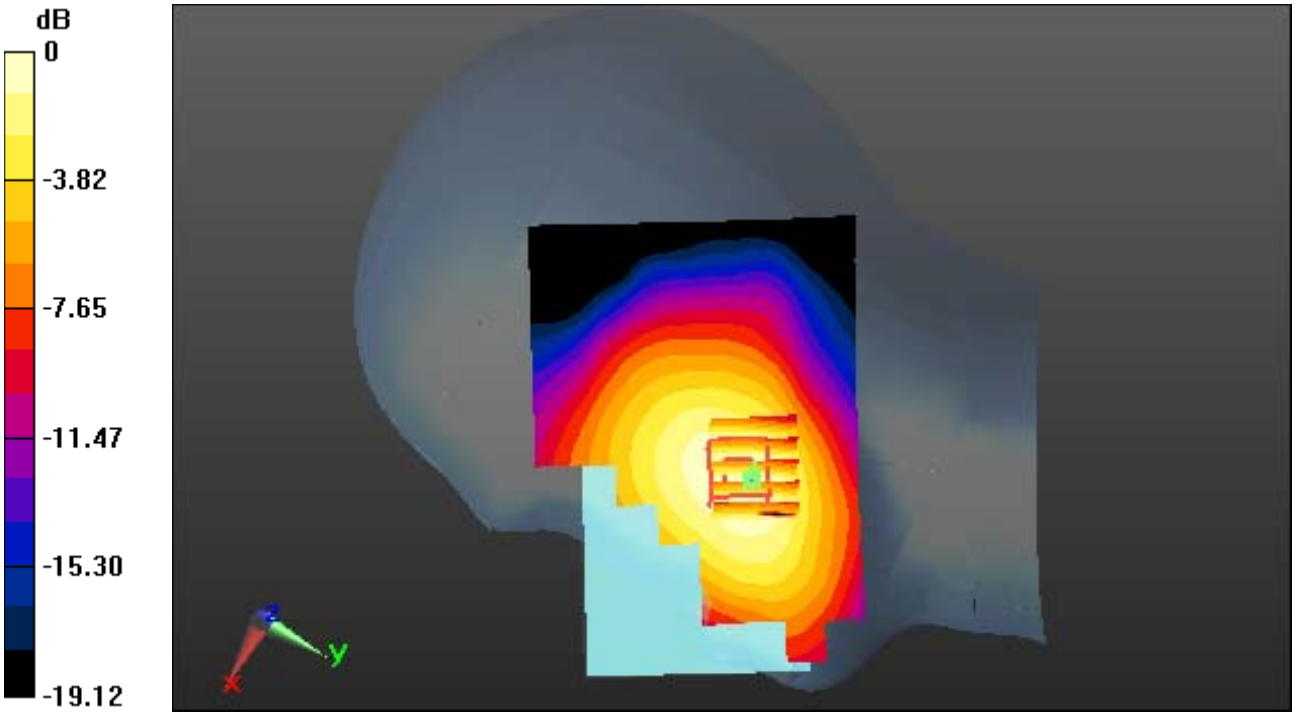

0 dB = 0.360 W/kg

DT&C Co., Ltd.

DUT: PM80; Type: PDA

Communication System: GSM 850_12 (0); Frequency: 836.6 MHz;Duty Cycle: 1:2.075
Medium parameters used: f = 836.6 MHz; σ = 0.916 S/m; ε_r = 42.433; ρ = 1000 kg/m^3
Phantom section: Right Section

DASY5 Configuration:
Probe: EX3DV4 - SN3930; ConvF(9.81, 9.81, 9.81); Calibrated: 7/22/2015; Electronics: DAE4 Sn1335
Phantom: SAM with CRP_20120521; Type: SAM; Serial: 1679
Measurement SW: DASY52, Version 52.8 (8); SEMCAD X Version 14.6.10 (7331)

Test Date: 2015-10-19; Ambient Temp: 21.1; Tissue Temp: 21.6

Right Touch, GSM850 GPRS 3Tx Ch. 190, Ant Internal, Standard Battery

With Enlarge plot image

Area Scan (81x121x1): Interpolated grid: dx=15 mm, dy=15 mm
Zoom Scan (5x5x7)/Cube 0: Measurement grid: dx=8mm, dy=8mm, dz=5mm
Power Drift = 0.08 dB
Peak SAR (extrapolated) = 0.401 W/kg
SAR(1 g) = 0.312 W/kg; SAR(10 g) = 0.231 W/kg

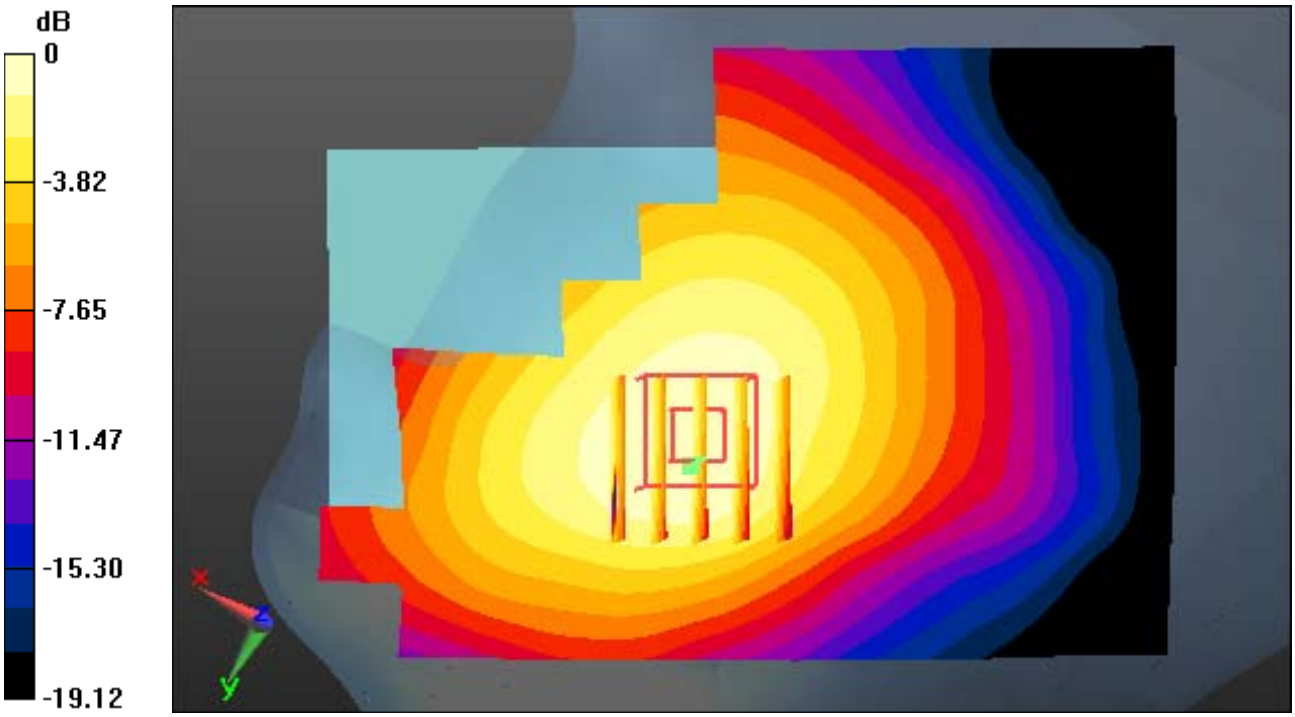

0 dB = 0.360 W/kg

DT&C Co., Ltd.

DUT: PM80; Type: PDA

Communication System: GSM 850_12 (0); Frequency: 836.6 MHz;Duty Cycle: 1:2.075
Medium parameters used: f = 836.6 MHz; σ = 0.916 S/m; ε_r = 42.433; ρ = 1000 kg/m^3
Phantom section: Right Section

DASY5 Configuration:
Probe: EX3DV4 - SN3930; ConvF(9.81, 9.81, 9.81); Calibrated: 7/22/2015; Electronics: DAE4 Sn1335
Phantom: SAM with CRP_20120521; Type: SAM; Serial: 1679
Measurement SW: DASY52, Version 52.8 (8); SEMCAD X Version 14.6.10 (7331)

Test Date: 2015-10-19; Ambient Temp: 21.1; Tissue Temp: 21.6

Right Touch, GSM850 GPRS 3Tx Ch. 190, Ant Internal, Standard Battery

Area Scan (81x121x1): Interpolated grid: dx=15 mm, dy=15 mm
Zoom Scan (5x5x7)/Cube 0: Measurement grid: dx=8mm, dy=8mm, dz=5mm
Power Drift = 0.08 dB
Peak SAR (extrapolated) = 0.401 W/kg
SAR(1 g) = 0.312 W/kg; SAR(10 g) = 0.231 W/kg

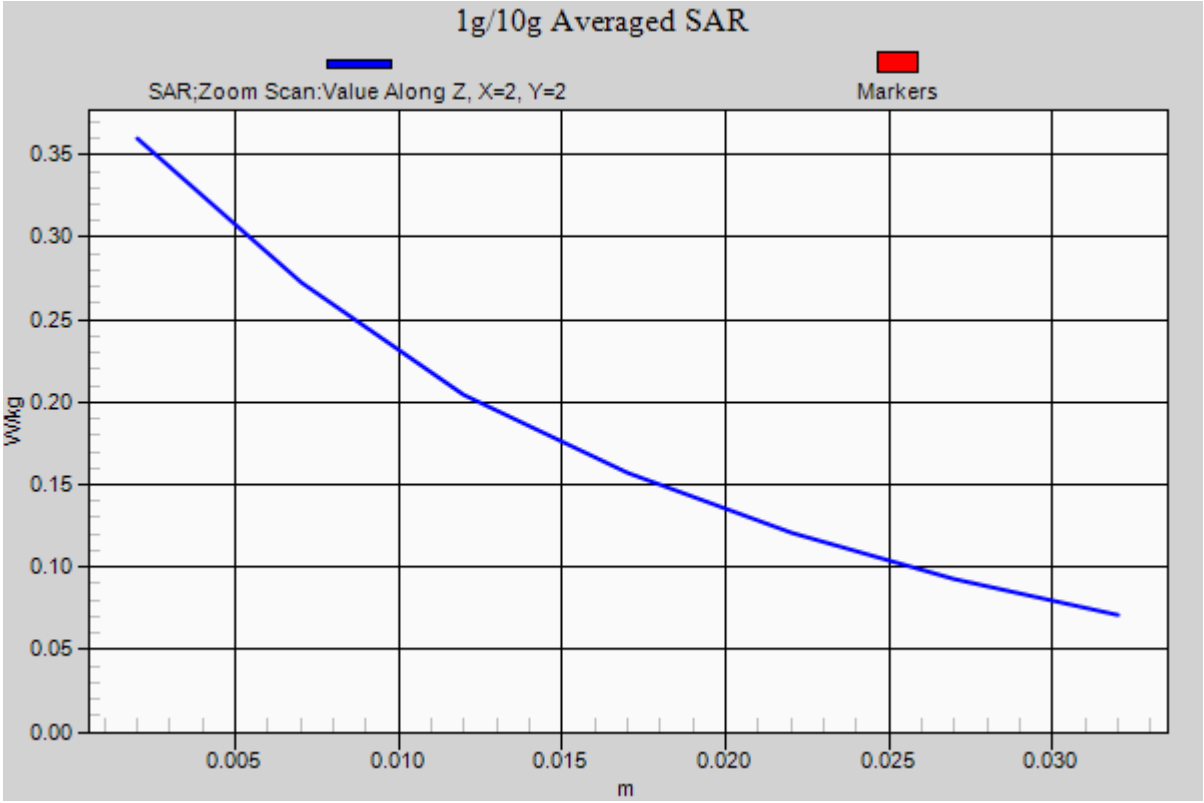

DT&C Co., Ltd.

DUT: PM80; Type: PDA

Communication System: PCS 1900 (0); Frequency: 1880 MHz;Duty Cycle: 1:8.3
Medium parameters used: f = 1880 MHz; σ = 1.402 S/m; ε_r = 39.901; ρ = 1000 kg/m^3
Phantom section: Left Section

DASY5 Configuration:
Probe: EX3DV4 - SN3930; ConvF(8.3, 8.3, 8.3); Calibrated: 2015-07-22; Electronics: DAE4 Sn1335
Phantom: SAM with CRP_20120521; Type: SAM; Serial: 1679
Measurement SW: DASY52, Version 52.8 (8); SEMCAD X Version 14.6.10 (7331)

Test Date: 2015-10-20; Ambient Temp: 21.3; Tissue Temp: 21.8

Left Touch, PCS1900 Ch. 661, Ant Internal, Standard Battery

Area Scan (81x121x1): Interpolated grid: dx=15mm, dy=15mm
Zoom Scan (5x5x7)/Cube 0: Measurement grid: dx=8mm, dy=8mm, dz=5mm
Power Drift = 0.01 dB
Peak SAR (extrapolated) = 0.296 W/kg
SAR(1 g) = 0.184 W/kg; SAR(10 g) = 0.107 W/kg

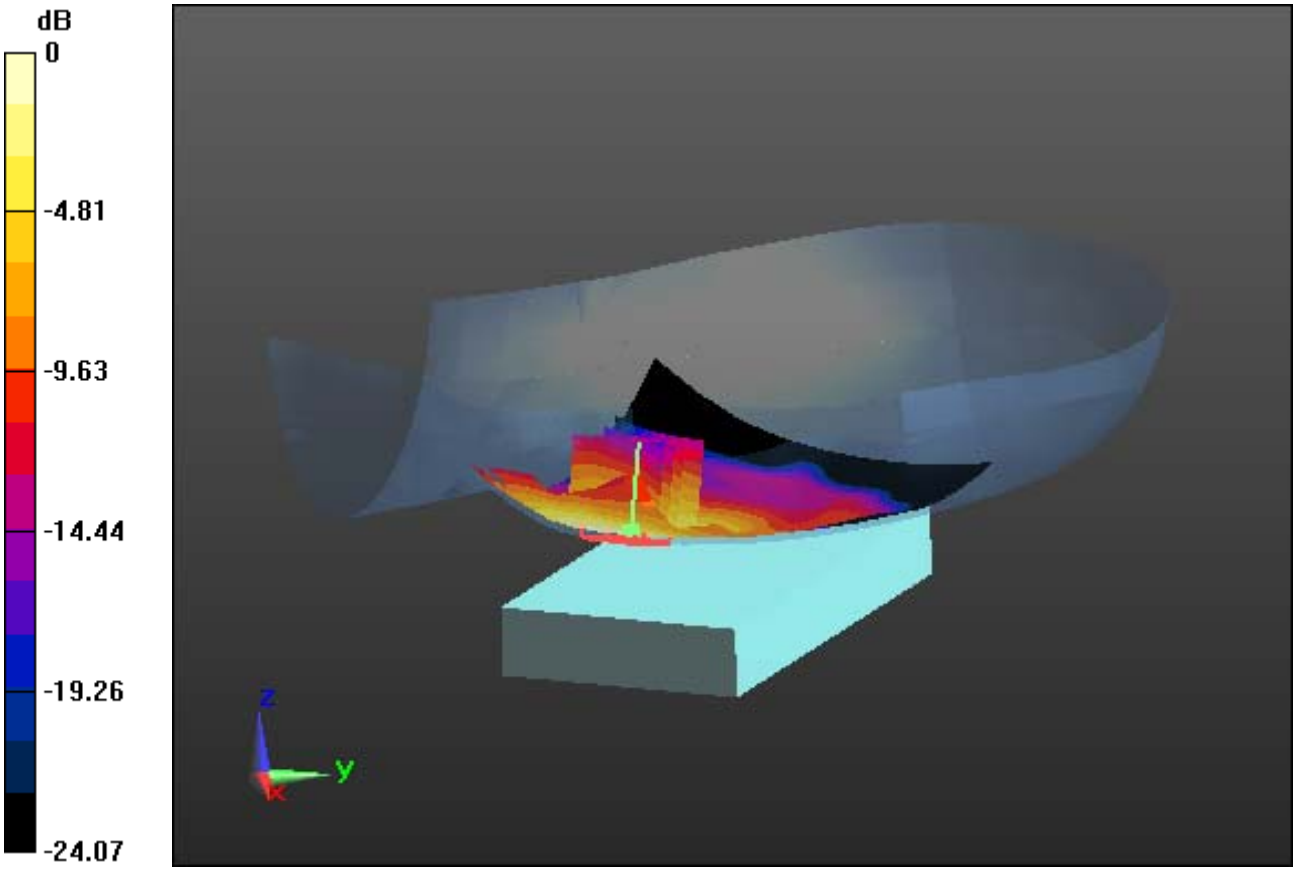

0 dB = 0.244 W/kg

DT&C Co., Ltd.

DUT: PM80; Type: PDA

Communication System: PCS 1900 (0); Frequency: 1880 MHz;Duty Cycle: 1:8.3
Medium parameters used: f = 1880 MHz; σ = 1.402 S/m; ε_r = 39.901; ρ = 1000 kg/m^3
Phantom section: Left Section

DASY5 Configuration:
Probe: EX3DV4 - SN3930; ConvF(8.3, 8.3, 8.3); Calibrated: 2015-07-22; Electronics: DAE4 Sn1335
Phantom: SAM with CRP_20120521; Type: SAM; Serial: 1679
Measurement SW: DASY52, Version 52.8 (8); SEMCAD X Version 14.6.10 (7331)

Test Date: 2015-10-20; Ambient Temp: 21.3; Tissue Temp: 21.8

Left Touch, PCS1900 Ch. 661, Ant Internal, Standard Battery

With Enlarge plot image

Area Scan (81x121x1): Interpolated grid: dx=15mm, dy=15mm
Zoom Scan (5x5x7)/Cube 0: Measurement grid: dx=8mm, dy=8mm, dz=5mm
Power Drift = 0.01 dB
Peak SAR (extrapolated) = 0.296 W/kg
SAR(1 g) = 0.184 W/kg; SAR(10 g) = 0.107 W/kg

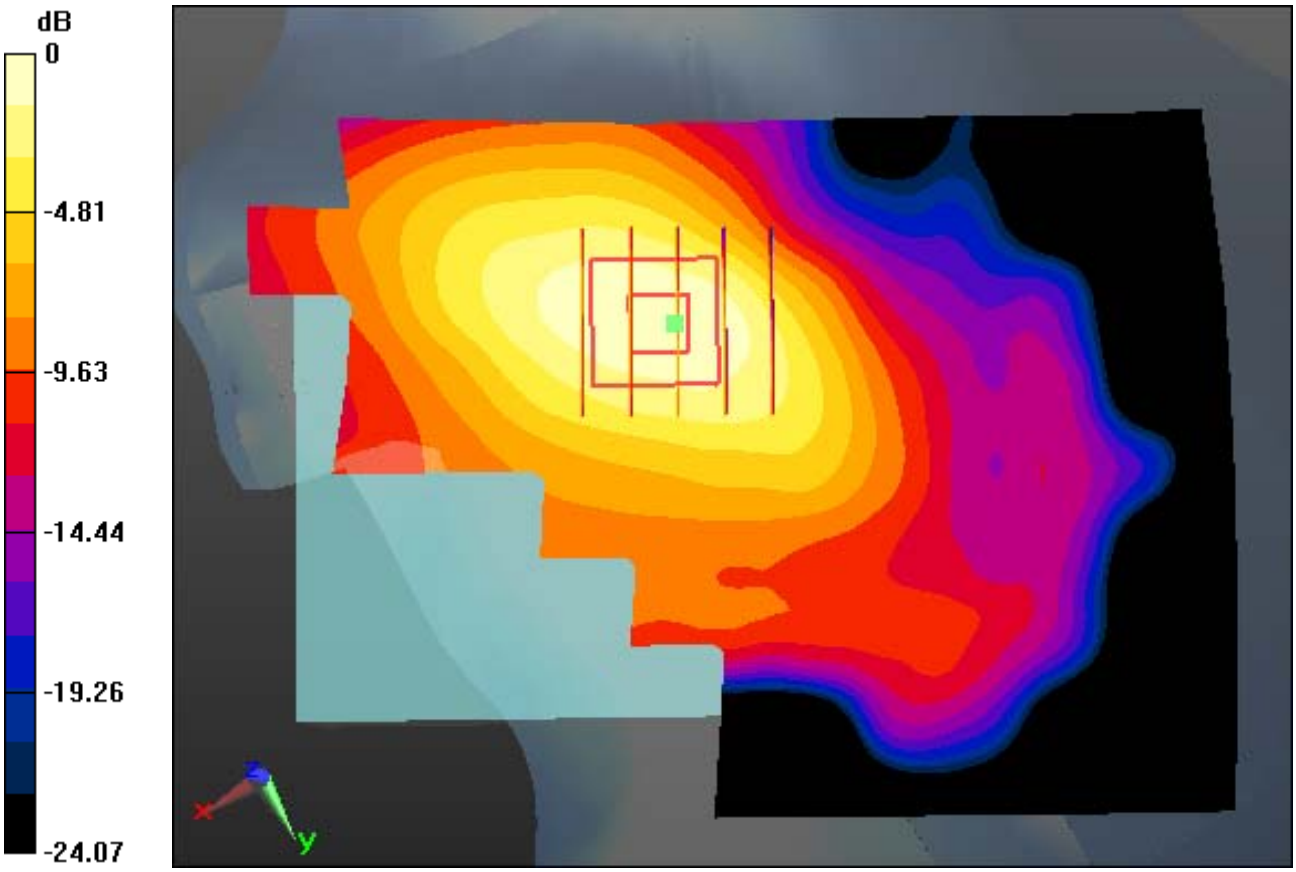

0 dB = 0.244 W/kg

DT&C Co., Ltd.

DUT: PM80; Type: PDA

Communication System: PCS 1900 (0); Frequency: 1880 MHz;Duty Cycle: 1:8.3
Medium parameters used: f = 1880 MHz; σ = 1.402 S/m; ε_r = 39.901; ρ = 1000 kg/m^3
Phantom section: Left Section

DASY5 Configuration:
Probe: EX3DV4 - SN3930; ConvF(8.3, 8.3, 8.3); Calibrated: 2015-07-22; Electronics: DAE4 Sn1335
Phantom: SAM with CRP_20120521; Type: SAM; Serial: 1679
Measurement SW: DASY52, Version 52.8 (8); SEMCAD X Version 14.6.10 (7331)

Test Date: 2015-10-20; Ambient Temp: 21.3; Tissue Temp: 21.8

Left Touch, PCS1900 Ch. 661, Ant Internal, Standard Battery

Area Scan (81x121x1): Interpolated grid: dx=15mm, dy=15mm
Zoom Scan (5x5x7)/Cube 0: Measurement grid: dx=8mm, dy=8mm, dz=5mm
Power Drift = 0.01 dB
Peak SAR (extrapolated) = 0.296 W/kg
SAR(1 g) = 0.184 W/kg; SAR(10 g) = 0.107 W/kg

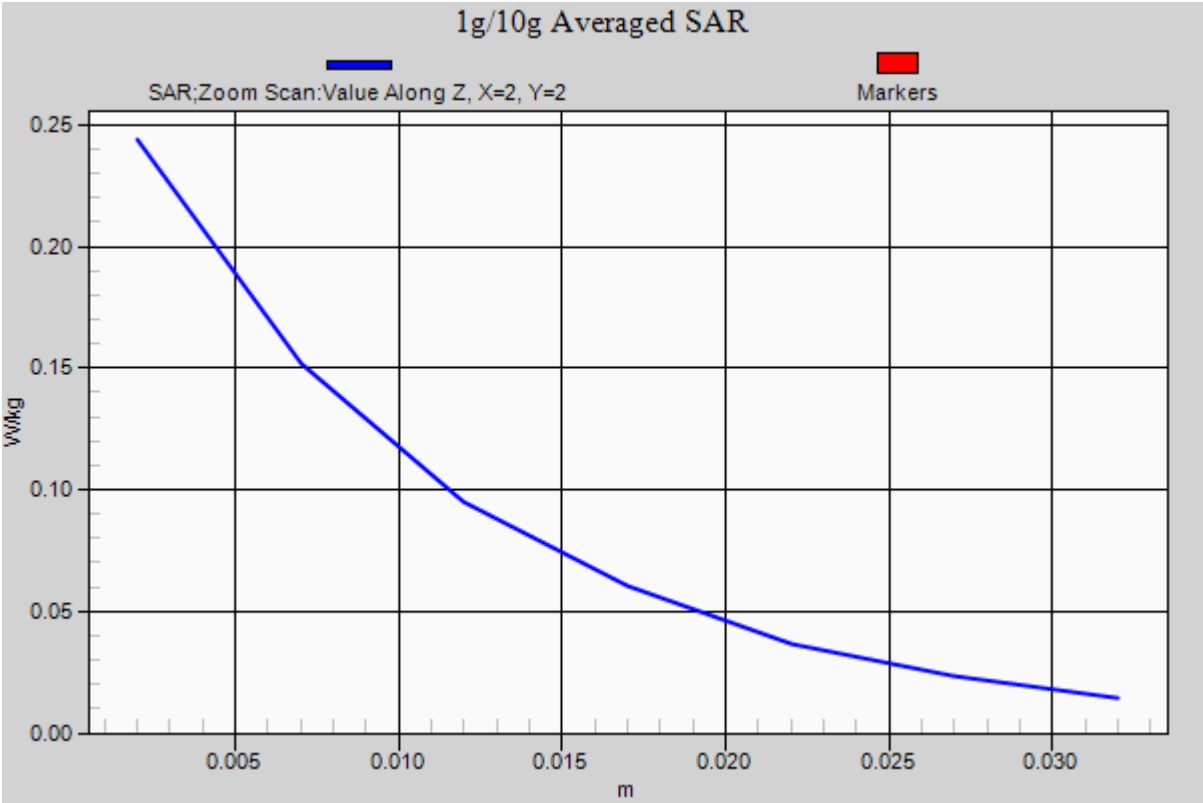

DT&C Co., Ltd.

DUT: PM80; Type: PDA

Communication System: PCS1900_Class 12 (0); Frequency: 1880 MHz;Duty Cycle: 1:2.075
Medium parameters used: f = 1880 MHz; σ = 1.402 S/m; ε_r = 39.901; ρ = 1000 kg/m^3
Phantom section: Left Section

DASY5 Configuration:
Probe: EX3DV4 - SN3930; ConvF(8.3, 8.3, 8.3); Calibrated: 2015-07-22; Electronics: DAE4 Sn1335
Phantom: SAM with CRP_20120521; Type: SAM; Serial: 1679
Measurement SW: DASY52, Version 52.8 (8); SEMCAD X Version 14.6.10 (7331)

Test Date: 2015-10-20; Ambient Temp: 21.3; Tissue Temp: 21.8

Left Touch, PCS1900 GPRS 4Tx Ch. 661, Ant Internal, Standard Battery

Area Scan (81x121x1): Interpolated grid: dx=15mm, dy=15mm
Zoom Scan (5x5x7)/Cube 0: Measurement grid: dx=8mm, dy=8mm, dz=5mm
Power Drift = 0.10 dB
Peak SAR (extrapolated) = 0.429 W/kg
SAR(1 g) = 0.269 W/kg; SAR(10 g) = 0.158 W/kg

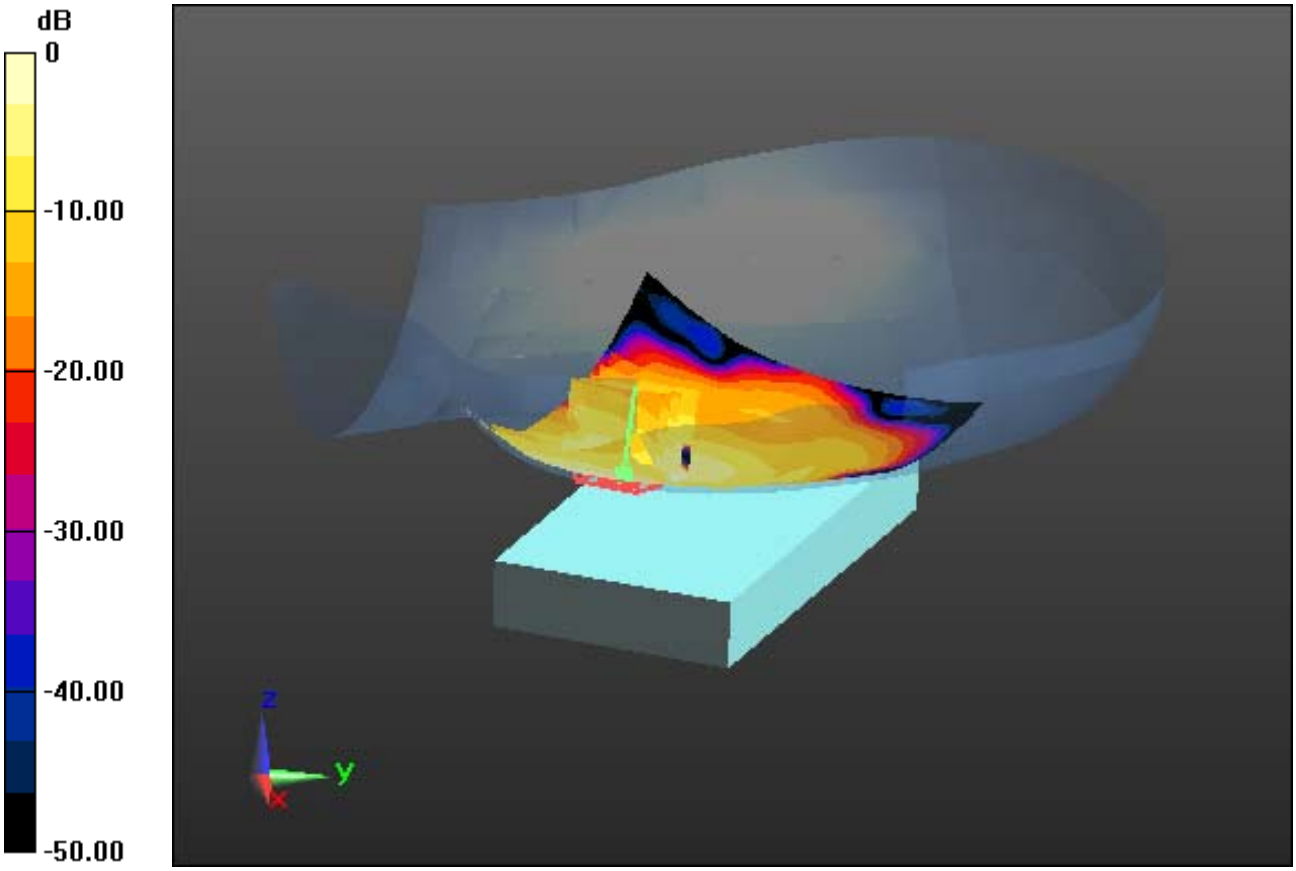

0 dB = 0.361 W/kg

DT&C Co., Ltd.

DUT: PM80; Type: PDA

Communication System: PCS1900_Class 12 (0); Frequency: 1880 MHz;Duty Cycle: 1:2.075
Medium parameters used: f = 1880 MHz; σ = 1.402 S/m; ε_r = 39.901; ρ = 1000 kg/m^3
Phantom section: Left Section

DASY5 Configuration:
Probe: EX3DV4 - SN3930; ConvF(8.3, 8.3, 8.3); Calibrated: 2015-07-22; Electronics: DAE4 Sn1335
Phantom: SAM with CRP_20120521; Type: SAM; Serial: 1679
Measurement SW: DASY52, Version 52.8 (8); SEMCAD X Version 14.6.10 (7331)

Test Date: 2015-10-20; Ambient Temp: 21.3; Tissue Temp: 21.8

Left Touch, PCS1900 GPRS 4Tx Ch. 661, Ant Internal, Standard Battery

With Enlarge plot image

Area Scan (81x121x1): Interpolated grid: dx=15mm, dy=15mm
Zoom Scan (5x5x7)/Cube 0: Measurement grid: dx=8mm, dy=8mm, dz=5mm
Power Drift = 0.10 dB
Peak SAR (extrapolated) = 0.429 W/kg
SAR(1 g) = 0.269 W/kg; SAR(10 g) = 0.158 W/kg

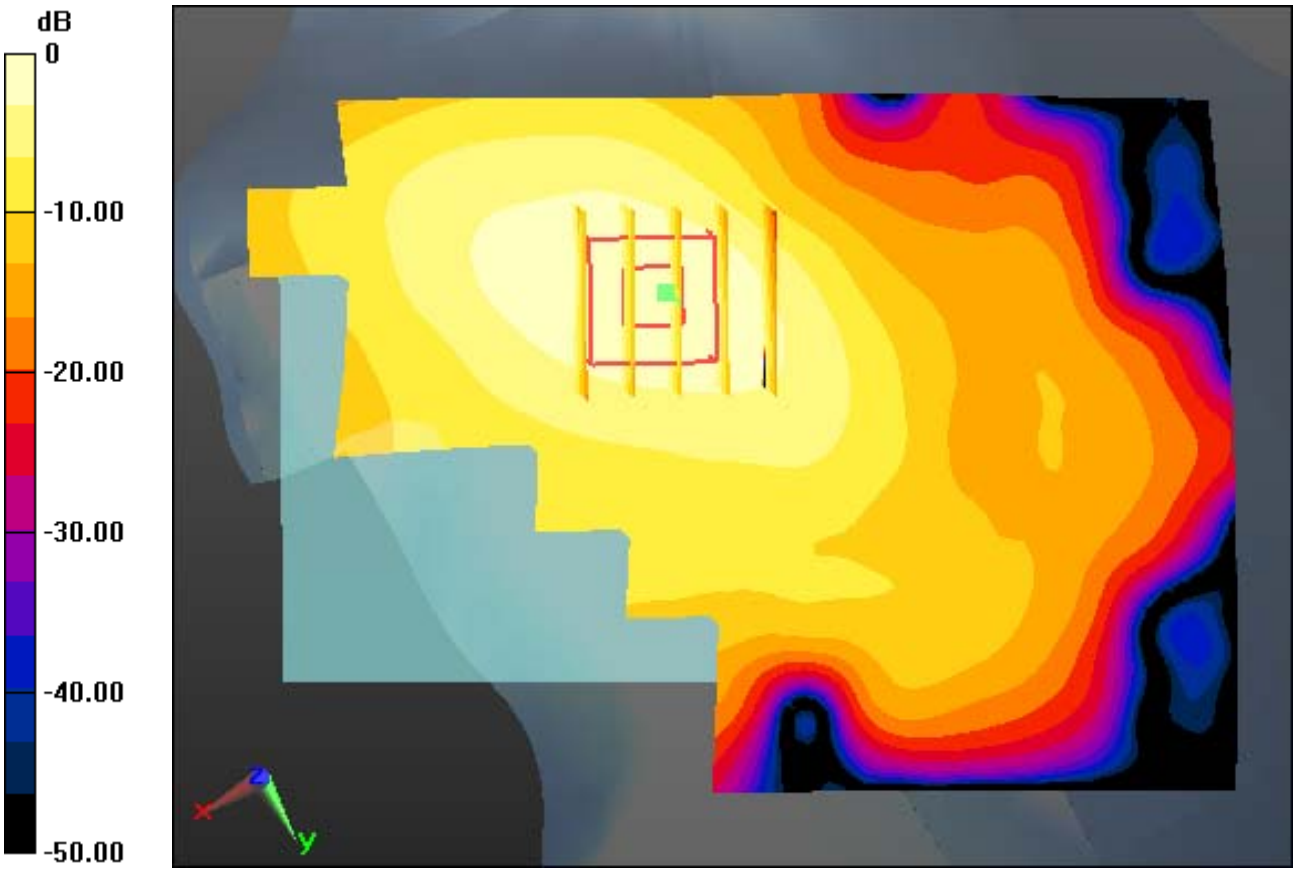

0 dB = 0.361 W/kg

DT&C Co., Ltd.

DUT: PM80; Type: PDA

Communication System: PCS1900_Class 12 (0); Frequency: 1880 MHz;Duty Cycle: 1:2.075
Medium parameters used: f = 1880 MHz; σ = 1.402 S/m; ε_r = 39.901; ρ = 1000 kg/m^3
Phantom section: Left Section

DASY5 Configuration:
Probe: EX3DV4 - SN3930; ConvF(8.3, 8.3, 8.3); Calibrated: 2015-07-22; Electronics: DAE4 Sn1335
Phantom: SAM with CRP_20120521; Type: SAM; Serial: 1679
Measurement SW: DASY52, Version 52.8 (8); SEMCAD X Version 14.6.10 (7331)

Test Date: 2015-10-20; Ambient Temp: 21.3; Tissue Temp: 21.8

Left Touch, PCS1900 GPRS 4Tx Ch. 661, Ant Internal, Standard Battery

Area Scan (81x121x1): Interpolated grid: dx=15mm, dy=15mm
Zoom Scan (5x5x7)/Cube 0: Measurement grid: dx=8mm, dy=8mm, dz=5mm
Power Drift = 0.10 dB
Peak SAR (extrapolated) = 0.429 W/kg
SAR(1 g) = 0.269 W/kg; SAR(10 g) = 0.158 W/kg

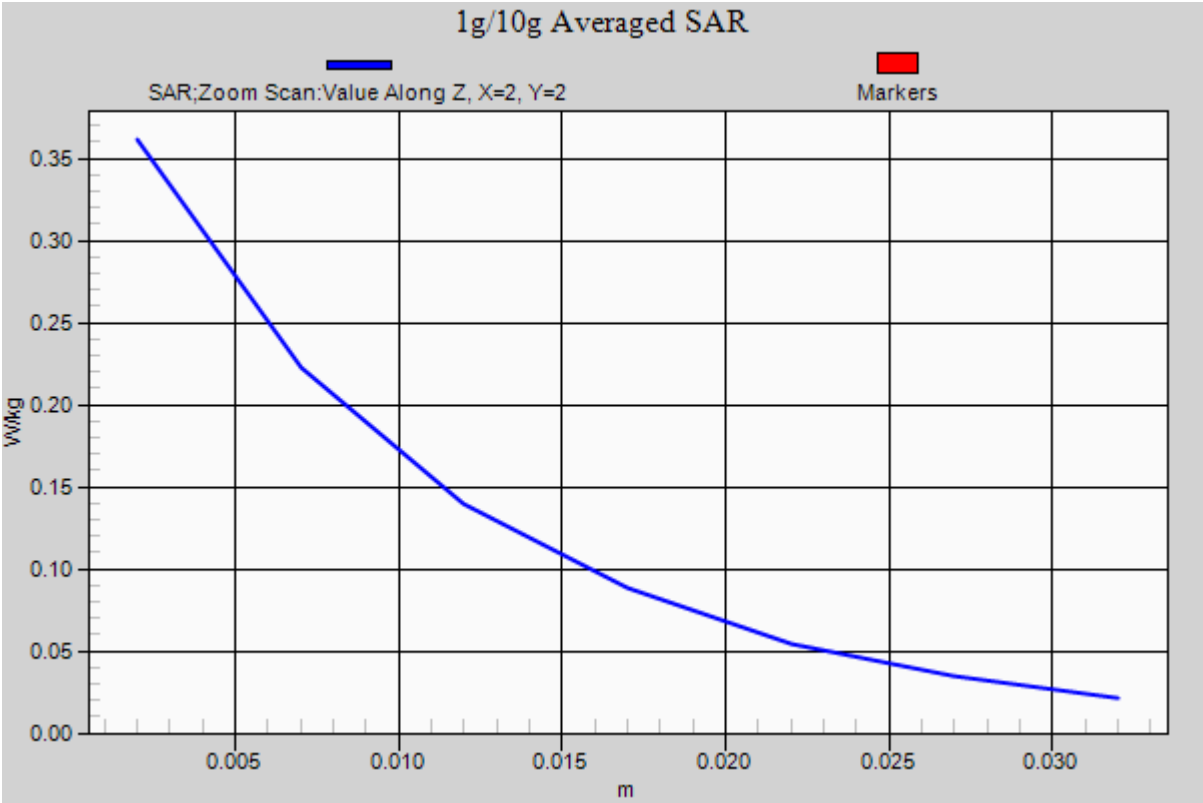

DT&C Co., Ltd.

DUT: PM80; Type: PDA

Communication System: WCDMA 850 (0); Frequency: 836.6 MHz;Duty Cycle: 1:1
Medium parameters used: f = 836.6 MHz; σ = 0.898 S/m; ε_r = 41.45; ρ = 1000 kg/m^3
Phantom section: Right Section

DASY5 Configuration:
Probe: EX3DV4 - SN3930; ConvF(9.81, 9.81, 9.81); Calibrated: 2015-07-22; Electronics: DAE4 Sn1335
Phantom: SAM with CRP_20120521; Type: SAM; Serial: 1679
Measurement SW: DASY52, Version 52.8 (8); SEMCAD X Version 14.6.10 (7331)

Test Date: 2015-10-14; Ambient Temp: 21.4; Tissue Temp: 21.8

Right Touch, WCDMA850 Ch. 4183, Ant Internal, Standard Battery

Area Scan (81x121x1): Interpolated grid: dx=15mm, dy=15mm
Zoom Scan (5x5x7)/Cube 0: Measurement grid: dx=8mm, dy=8mm, dz=5mm
Power Drift = 0.15 dB
Peak SAR (extrapolated) = 0.364 W/kg
SAR(1 g) = 0.292 W/kg; SAR(10 g) = 0.220 W/kg

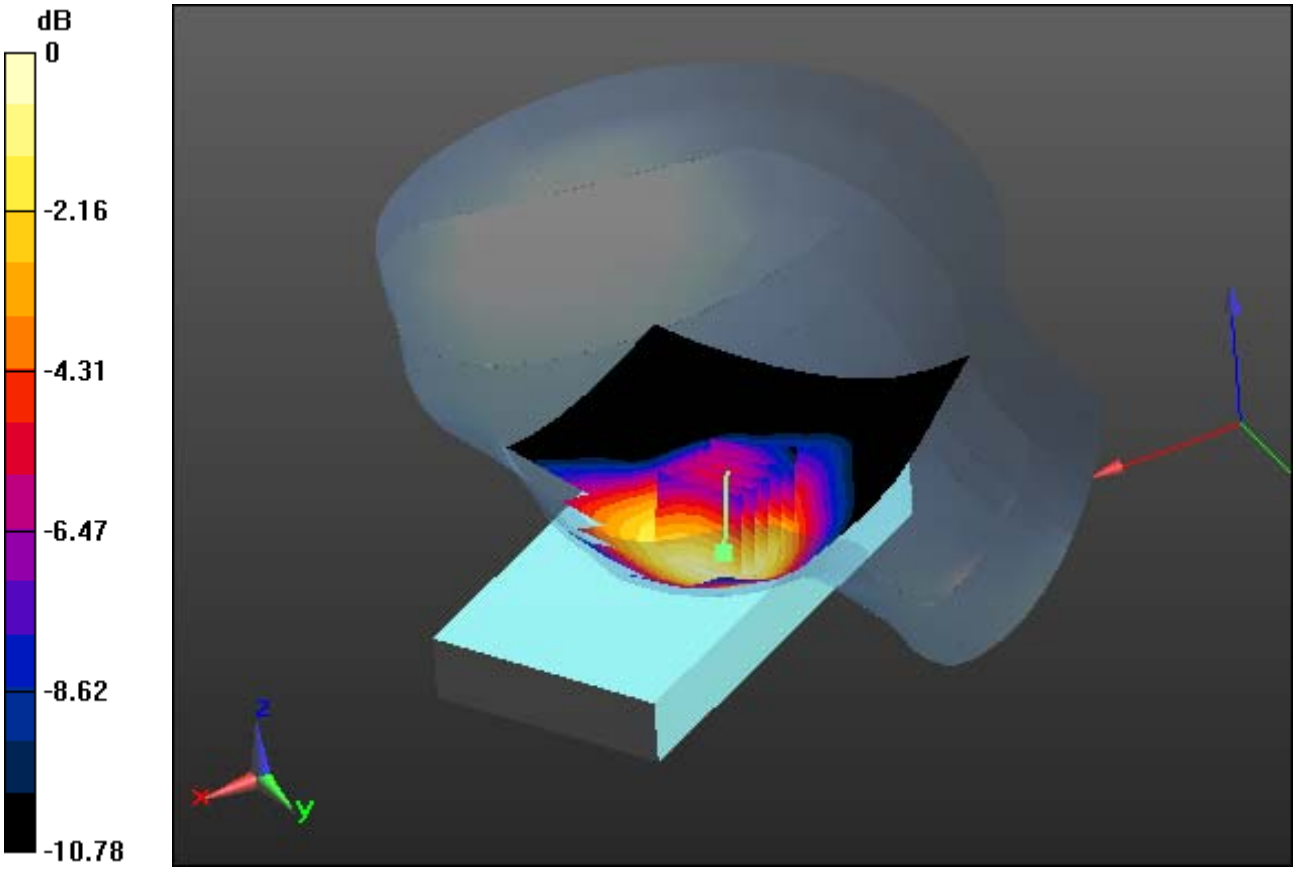

0 dB = 0.334 W/kg

DT&C Co., Ltd.

DUT: PM80; Type: PDA

Communication System: WCDMA 850 (0); Frequency: 836.6 MHz;Duty Cycle: 1:1
Medium parameters used: f = 836.6 MHz; σ = 0.898 S/m; ε_r = 41.45; ρ = 1000 kg/m^3
Phantom section: Right Section

DASY5 Configuration:
Probe: EX3DV4 - SN3930; ConvF(9.81, 9.81, 9.81); Calibrated: 2015-07-22; Electronics: DAE4 Sn1335
Phantom: SAM with CRP_20120521; Type: SAM; Serial: 1679
Measurement SW: DASY52, Version 52.8 (8); SEMCAD X Version 14.6.10 (7331)

Test Date: 2015-10-14; Ambient Temp: 21.4; Tissue Temp: 21.8

Right Touch, WCDMA850 Ch. 4183, Ant Internal, Standard Battery

With Enlarge plot Image

Area Scan (81x121x1): Interpolated grid: dx=15mm, dy=15mm
Zoom Scan (5x5x7)/Cube 0: Measurement grid: dx=8mm, dy=8mm, dz=5mm
Power Drift = 0.15 dB
Peak SAR (extrapolated) = 0.364 W/kg
SAR(1 g) = 0.292 W/kg; SAR(10 g) = 0.220 W/kg

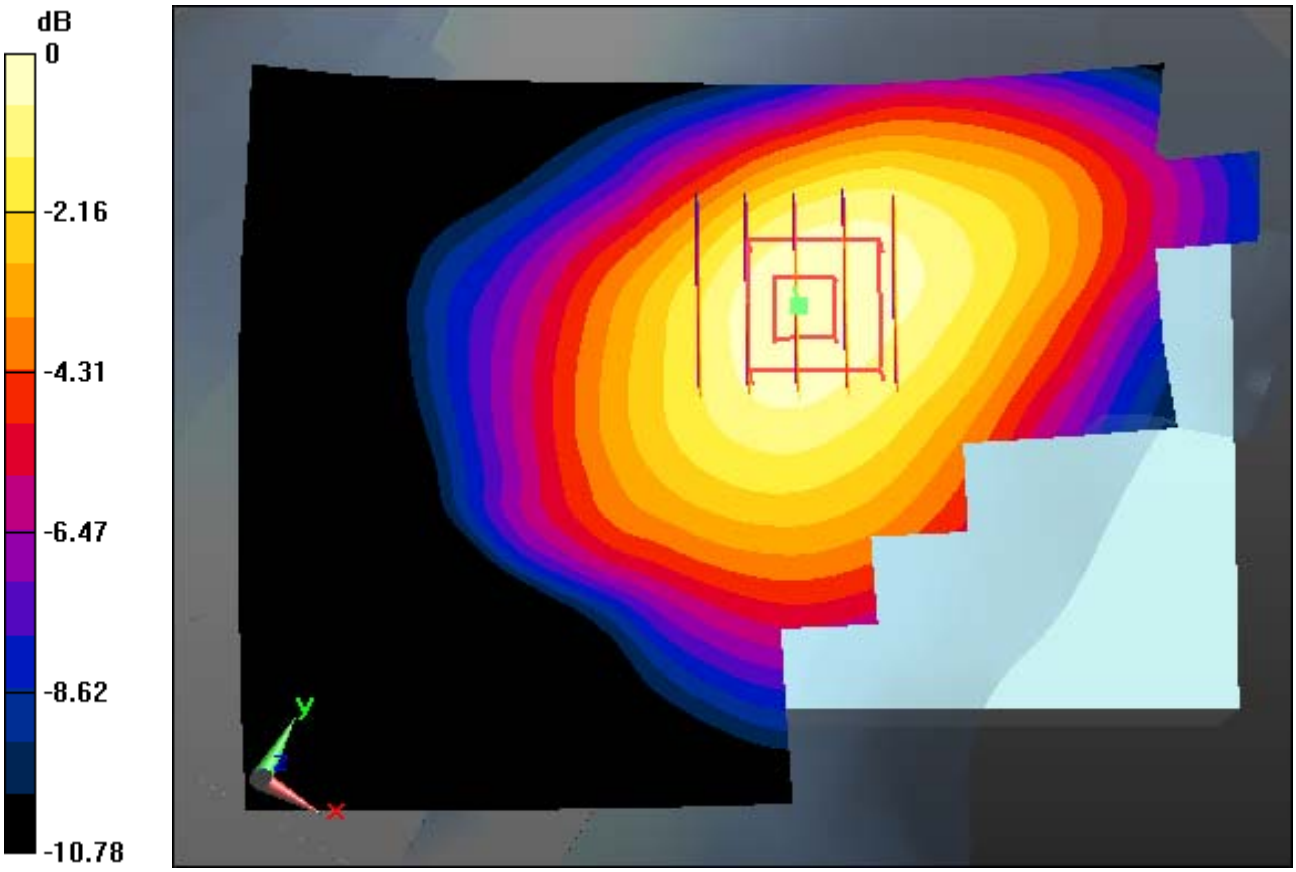

0 dB = 0.334 W/kg

DT&C Co., Ltd.

DUT: PM80; Type: PDA

Communication System: WCDMA 850 (0); Frequency: 836.6 MHz;Duty Cycle: 1:1
Medium parameters used: f = 836.6 MHz; σ = 0.898 S/m; ε_r = 41.45; ρ = 1000 kg/m^3
Phantom section: Right Section

DASY5 Configuration:
Probe: EX3DV4 - SN3930; ConvF(9.81, 9.81, 9.81); Calibrated: 2015-07-22; Electronics: DAE4 Sn1335
Phantom: SAM with CRP_20120521; Type: SAM; Serial: 1679
Measurement SW: DASY52, Version 52.8 (8); SEMCAD X Version 14.6.10 (7331)

Test Date: 2015-10-14; Ambient Temp: 21.4; Tissue Temp: 21.8

Right Touch, WCDMA850 Ch. 4183, Ant Internal, Standard Battery

Area Scan (81x121x1): Interpolated grid: dx=15mm, dy=15mm
Zoom Scan (5x5x7)/Cube 0: Measurement grid: dx=8mm, dy=8mm, dz=5mm
Power Drift = 0.15 dB
Peak SAR (extrapolated) = 0.364 W/kg
SAR(1 g) = 0.292 W/kg; SAR(10 g) = 0.220 W/kg

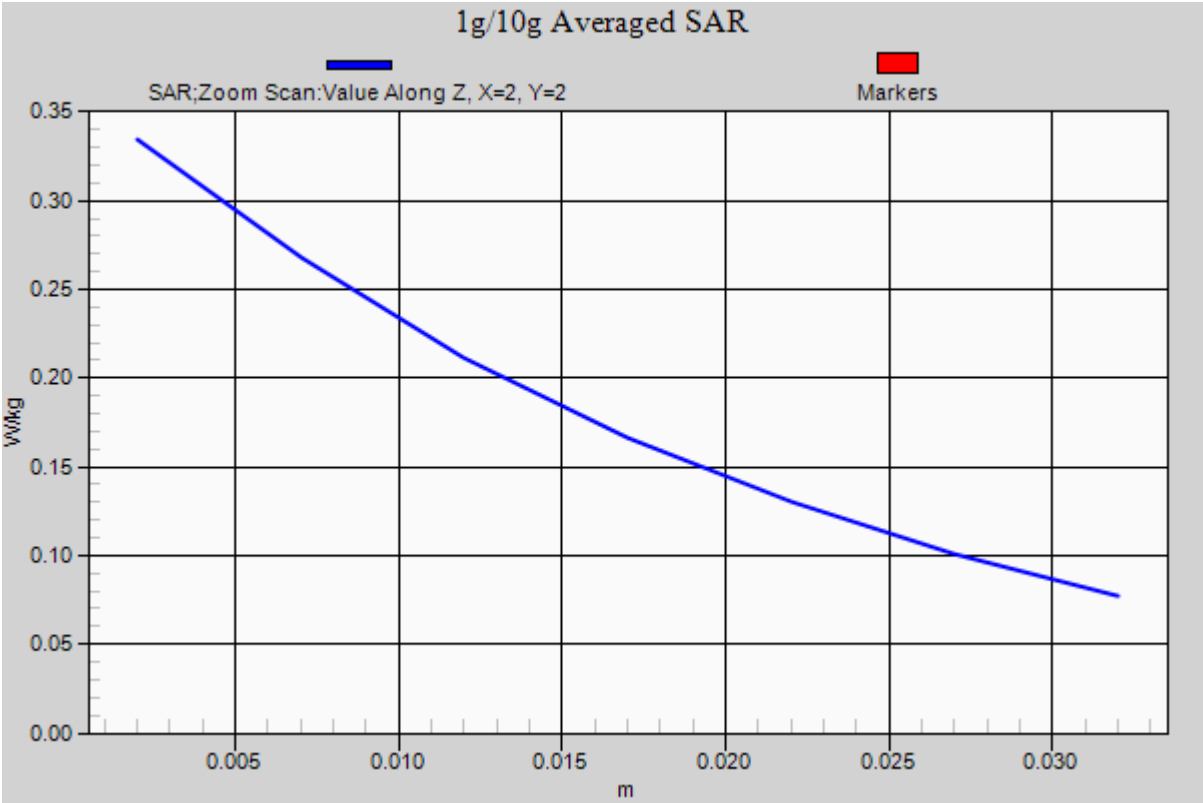

DT&C Co., Ltd.

DUT: PM80; Type: PDA

Communication System: WCDMA Band 4 (0); Frequency: 1732.4 MHz;Duty Cycle: 1:1
Medium parameters used: f = 1732.4 MHz; σ = 1.39 S/m; ε_r = 39.275; ρ = 1000 kg/m^3
Phantom section: Left Section

DASY5 Configuration:
Probe: EX3DV4 - SN3930; ConvF(8.64, 8.64, 8.64); Calibrated: 2015-07-22; Electronics: DAE4 Sn1335
Phantom: SAM with CRP_20120521; Type: SAM; Serial: 1679
Measurement SW: DASY52, Version 52.8 (8); SEMCAD X Version 14.6.10 (7331)

Test Date: 2015-10-15; Ambient Temp: 21.2; Tissue Temp: 21.5

Left Touch, WCDMA1700 Ch. 1412, Ant Internal, Standard Battery

Area Scan (81x121x1): Interpolated grid: dx=15mm, dy=15mm
Zoom Scan (5x5x7)/Cube 0: Measurement grid: dx=8mm, dy=8mm, dz=5mm
Power Drift = 0.06 dB
Peak SAR (extrapolated) = 0.662 W/kg
SAR(1 g) = 0.454 W/kg; SAR(10 g) = 0.293 W/kg

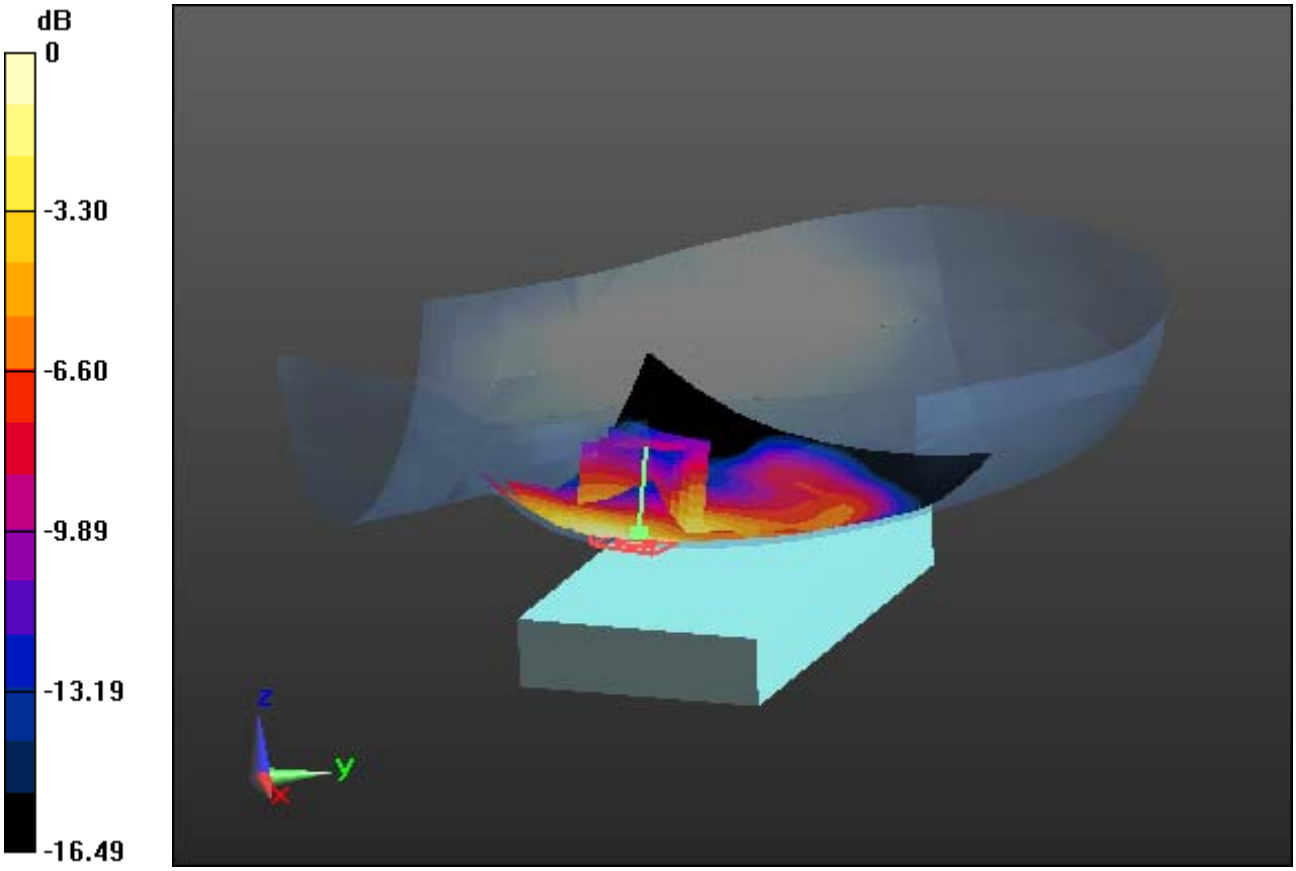

0 dB = 0.569 W/kg

DT&C Co., Ltd.

DUT: PM80; Type: PDA

Communication System: WCDMA Band 4 (0); Frequency: 1732.4 MHz;Duty Cycle: 1:1
Medium parameters used: f = 1732.4 MHz; σ = 1.39 S/m; ε_r = 39.275; ρ = 1000 kg/m^3
Phantom section: Left Section

DASY5 Configuration:
Probe: EX3DV4 - SN3930; ConvF(8.64, 8.64, 8.64); Calibrated: 2015-07-22; Electronics: DAE4 Sn1335
Phantom: SAM with CRP_20120521; Type: SAM; Serial: 1679
Measurement SW: DASY52, Version 52.8 (8); SEMCAD X Version 14.6.10 (7331)

Test Date: 2015-10-15; Ambient Temp: 21.2; Tissue Temp: 21.5

Left Touch, WCDMA1700 Ch. 1412, Ant Internal, Standard Battery

With Enlarge plot image

Area Scan (81x121x1): Interpolated grid: dx=15mm, dy=15mm
Zoom Scan (5x5x7)/Cube 0: Measurement grid: dx=8mm, dy=8mm, dz=5mm
Power Drift = 0.06 dB
Peak SAR (extrapolated) = 0.662 W/kg
SAR(1 g) = 0.454 W/kg; SAR(10 g) = 0.293 W/kg

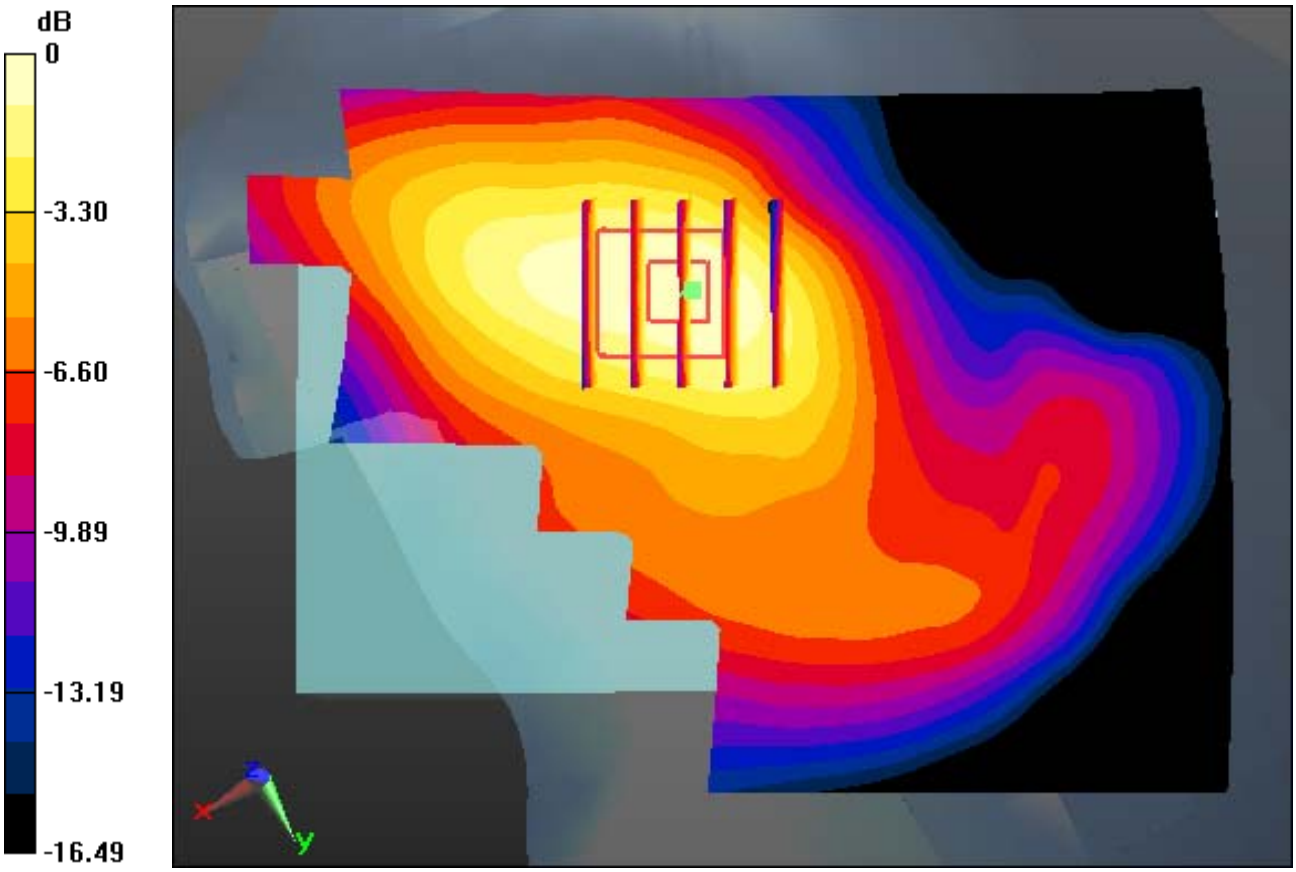

0 dB = 0.569 W/kg

DT&C Co., Ltd.

DUT: PM80; Type: PDA

Communication System: WCDMA Band 4 (0); Frequency: 1732.4 MHz;Duty Cycle: 1:1
Medium parameters used: f = 1732.4 MHz; σ = 1.39 S/m; ε_r = 39.275; ρ = 1000 kg/m^3
Phantom section: Left Section

DASY5 Configuration:
Probe: EX3DV4 - SN3930; ConvF(8.64, 8.64, 8.64); Calibrated: 2015-07-22; Electronics: DAE4 Sn1335
Phantom: SAM with CRP_20120521; Type: SAM; Serial: 1679
Measurement SW: DASY52, Version 52.8 (8); SEMCAD X Version 14.6.10 (7331)

Test Date: 2015-10-15; Ambient Temp: 21.2; Tissue Temp: 21.5

Left Touch, WCDMA1700 Ch. 1412, Ant Internal, Standard Battery

Area Scan (81x121x1): Interpolated grid: dx=15mm, dy=15mm
Zoom Scan (5x5x7)/Cube 0: Measurement grid: dx=8mm, dy=8mm, dz=5mm
Power Drift = 0.06 dB
Peak SAR (extrapolated) = 0.662 W/kg
SAR(1 g) = 0.454 W/kg; SAR(10 g) = 0.293 W/kg

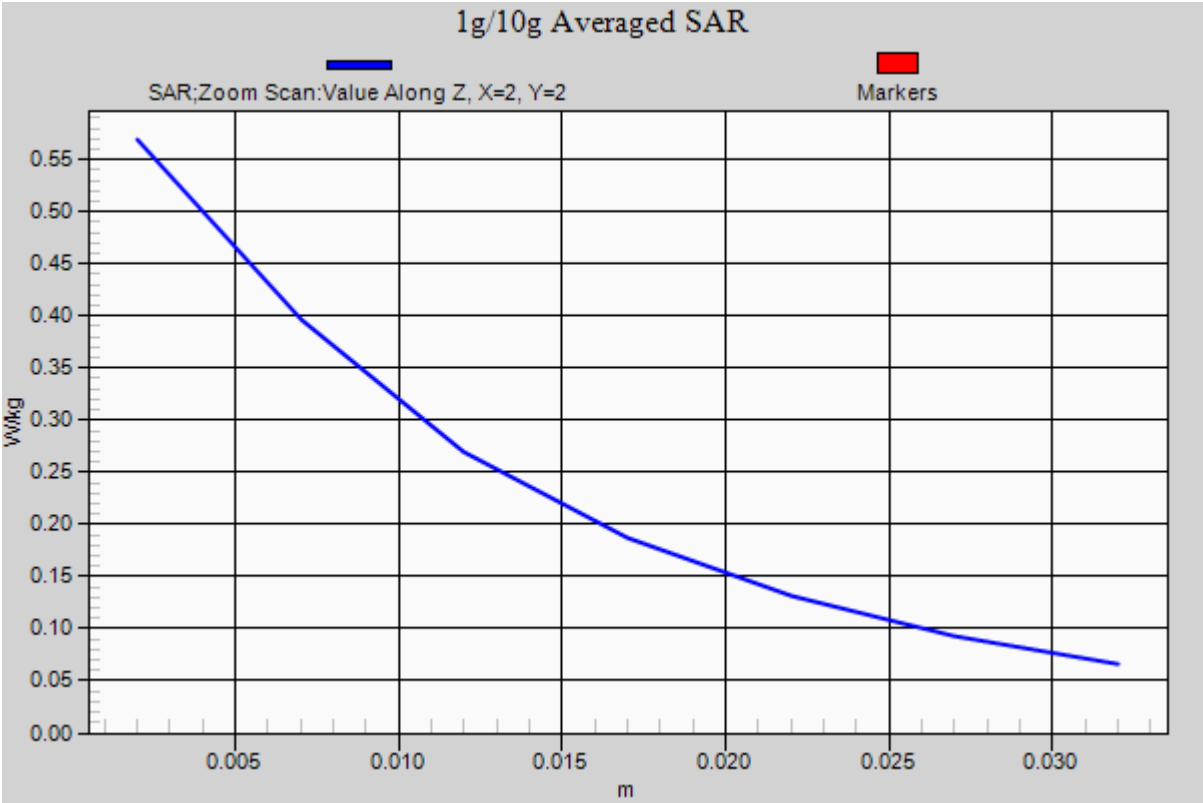

DT&C Co., Ltd.

DUT: PM80; Type: PDA

Communication System: WCDMA 1900 (0); Frequency: 1880 MHz;Duty Cycle: 1:1
Medium parameters used: f = 1880 MHz; σ = 1.407 S/m; ε_r = 40.634; ρ = 1000 kg/m^3
Phantom section: Left Section

DASY5 Configuration:
Probe: EX3DV4 - SN3930; ConvF(8.3, 8.3, 8.3); Calibrated: 2015-07-22; Electronics: DAE4 Sn1335
Phantom: SAM with CRP_20120521; Type: SAM; Serial: 1679
Measurement SW: DASY52, Version 52.8 (8); SEMCAD X Version 14.6.10 (7331)

Test Date: 2015-10-16; Ambient Temp: 21.3; Tissue Temp: 21.7

Left Touch, WCDMA1900 Ch. 9400, Ant Internal, Standard Battery

Area Scan (81x121x1): Interpolated grid: dx=15mm, dy=15mm
Zoom Scan (5x5x7)/Cube 0: Measurement grid: dx=8mm, dy=8mm, dz=5mm
Power Drift = -0.18 dB
Peak SAR (extrapolated) = 0.741 W/kg
SAR(1 g) = 0.465 W/kg; SAR(10 g) = 0.277 W/kg

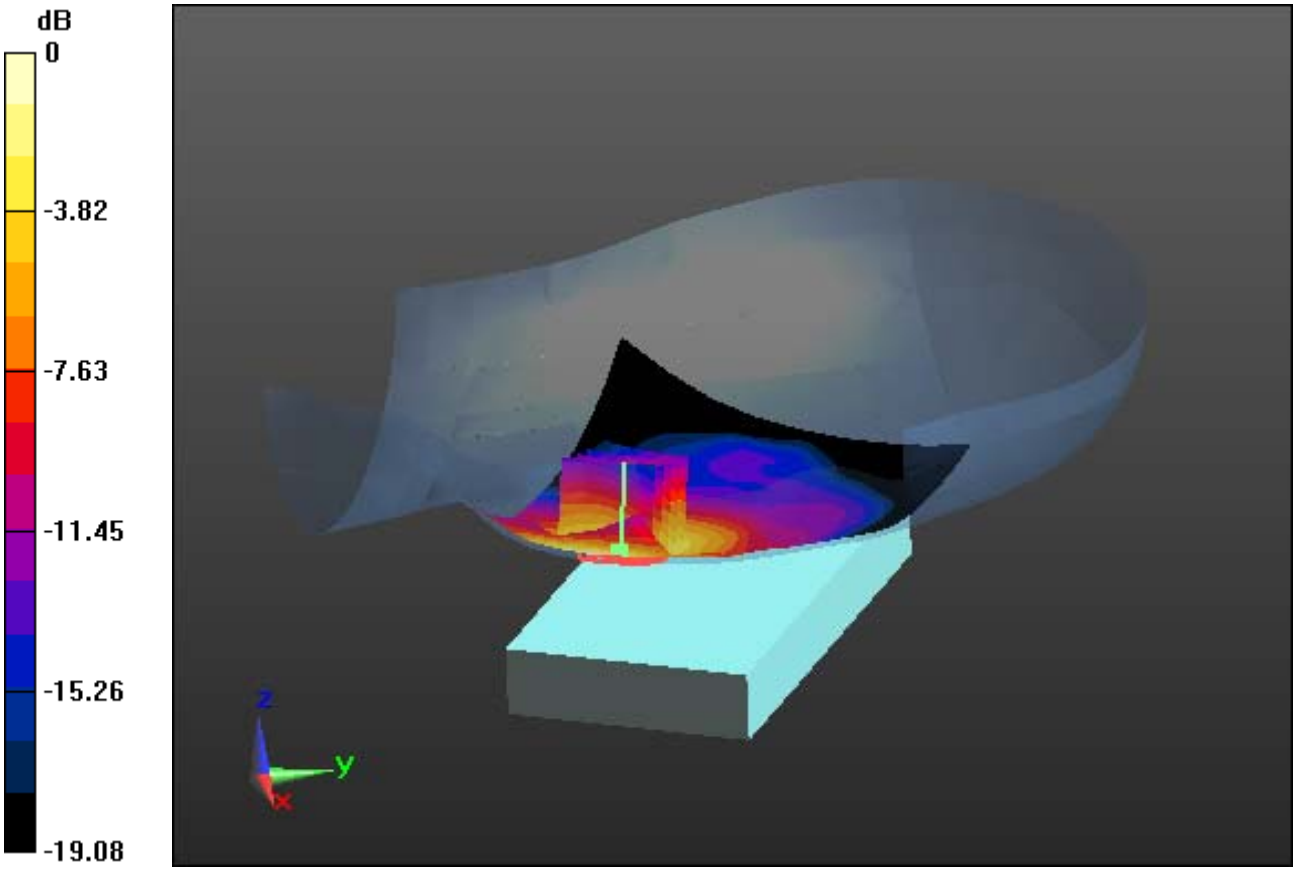

0 dB = 0.618 W/kg

DT&C Co., Ltd.

DUT: PM80; Type: PDA

Communication System: WCDMA 1900 (0); Frequency: 1880 MHz;Duty Cycle: 1:1
Medium parameters used: f = 1880 MHz; σ = 1.407 S/m; ε_r = 40.634; ρ = 1000 kg/m^3
Phantom section: Left Section

DASY5 Configuration:
Probe: EX3DV4 - SN3930; ConvF(8.3, 8.3, 8.3); Calibrated: 2015-07-22; Electronics: DAE4 Sn1335
Phantom: SAM with CRP_20120521; Type: SAM; Serial: 1679
Measurement SW: DASY52, Version 52.8 (8); SEMCAD X Version 14.6.10 (7331)

Test Date: 2015-10-16; Ambient Temp: 21.3; Tissue Temp: 21.7

Left Touch, WCDMA1900 Ch. 9400, Ant Internal, Standard Battery

With Enlarge plot image

Area Scan (81x121x1): Interpolated grid: dx=15mm, dy=15mm
Zoom Scan (5x5x7)/Cube 0: Measurement grid: dx=8mm, dy=8mm, dz=5mm
Power Drift = -0.18 dB
Peak SAR (extrapolated) = 0.741 W/kg
SAR(1 g) = 0.465 W/kg; SAR(10 g) = 0.277 W/kg

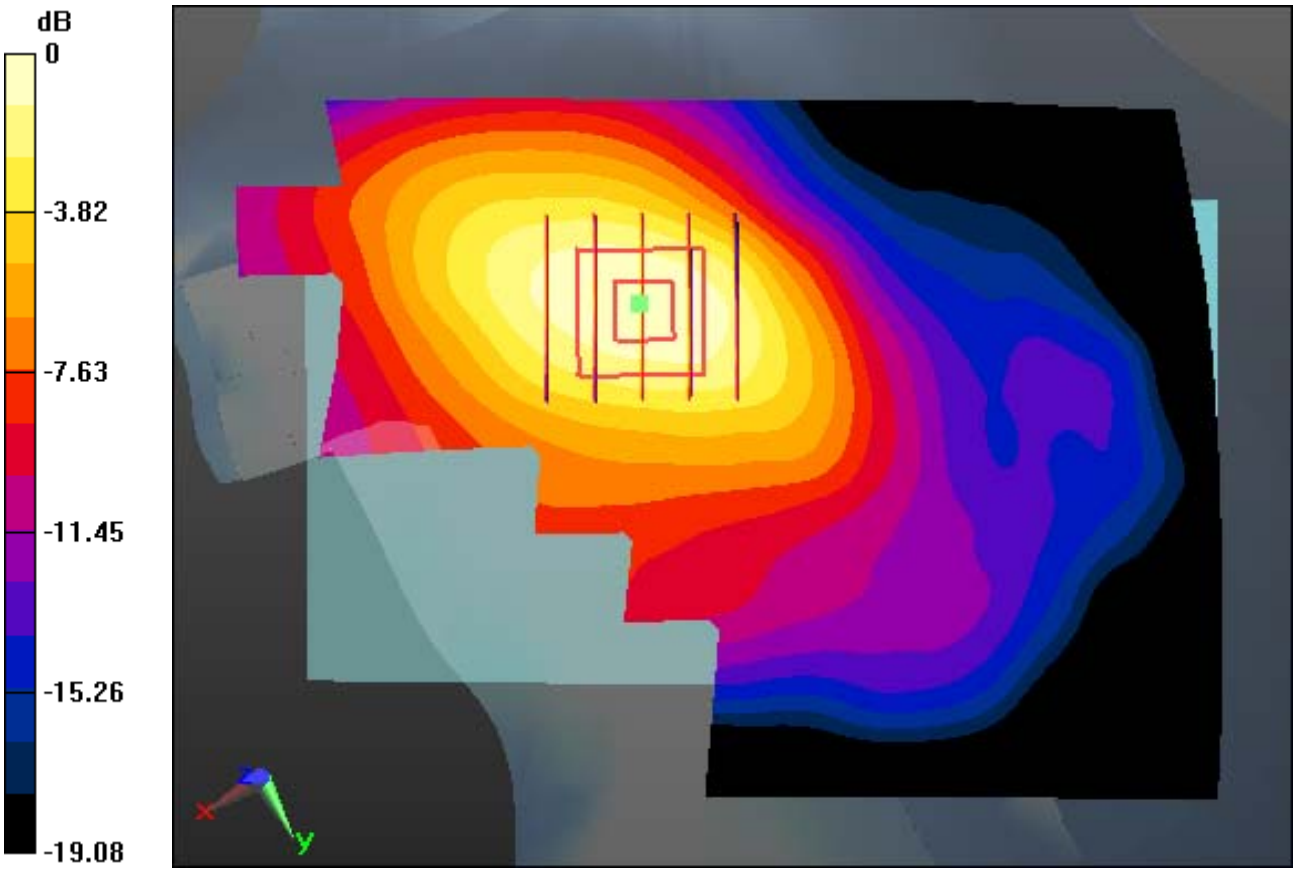

0 dB = 0.618 W/kg

DT&C Co., Ltd.

DUT: PM80; Type: PDA

Communication System: WCDMA 1900 (0); Frequency: 1880 MHz;Duty Cycle: 1:1
Medium parameters used: f = 1880 MHz; σ = 1.407 S/m; ε_r = 40.634; ρ = 1000 kg/m^3
Phantom section: Left Section

DASY5 Configuration:
Probe: EX3DV4 - SN3930; ConvF(8.3, 8.3, 8.3); Calibrated: 2015-07-22; Electronics: DAE4 Sn1335
Phantom: SAM with CRP_20120521; Type: SAM; Serial: 1679
Measurement SW: DASY52, Version 52.8 (8); SEMCAD X Version 14.6.10 (7331)

Test Date: 2015-10-16; Ambient Temp: 21.3; Tissue Temp: 21.7

Left Touch, WCDMA1900 Ch. 9400, Ant Internal, Standard Battery

Area Scan (81x121x1): Interpolated grid: dx=15mm, dy=15mm
Zoom Scan (5x5x7)/Cube 0: Measurement grid: dx=8mm, dy=8mm, dz=5mm
Power Drift = -0.18 dB
Peak SAR (extrapolated) = 0.741 W/kg
SAR(1 g) = 0.465 W/kg; SAR(10 g) = 0.277 W/kg

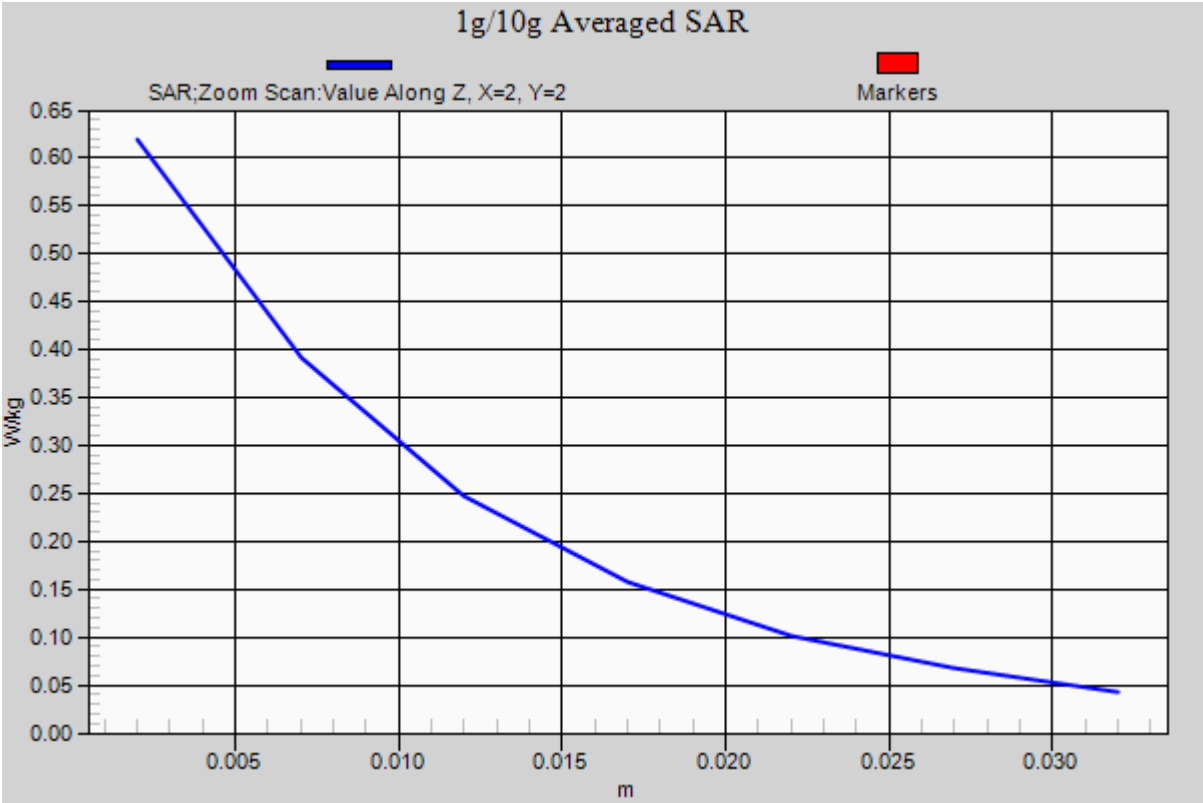

DT&C Co., Ltd.

DUT: PM80; Type: PDA

Communication System: LTE Band 17 (FCC) (0); Frequency: 710 MHz;Duty Cycle: 1:1
Medium parameters used: f = 710 MHz; σ = 0.859 S/m; ε_r = 41.411; ρ = 1000 kg/m^3
Phantom section: Right Section

DASY5 Configuration:
Probe: EX3DV4 - SN3930; ConvF(10.19, 10.19, 10.19); Calibrated: 2015-07-22; Electronics: DAE4 Sn1335
Phantom: SAM with CRP_20120521; Type: SAM; Serial: 1679
Measurement SW: DASY52, Version 52.8 (8); SEMCAD X Version 14.6.10 (7331)

Test Date: 2015-10-10; Ambient Temp: 21.4; Tissue Temp: 21.7

Right Touch, LTE Band 17 Ch. 23790, Ant Internal, Standard Battery

Mode : BandWidth 10 MHz, QPSK, RB Size:1

Area Scan (81x121x1): Interpolated grid: dx=15mm, dy=15mm
Zoom Scan (5x5x7)/Cube 0: Measurement grid: dx=8mm, dy=8mm, dz=5mm
Power Drift = 0.10 dB
Peak SAR (extrapolated) = 0.196 W/kg
SAR(1 g) = 0.159 W/kg; SAR(10 g) = 0.123 W/kg

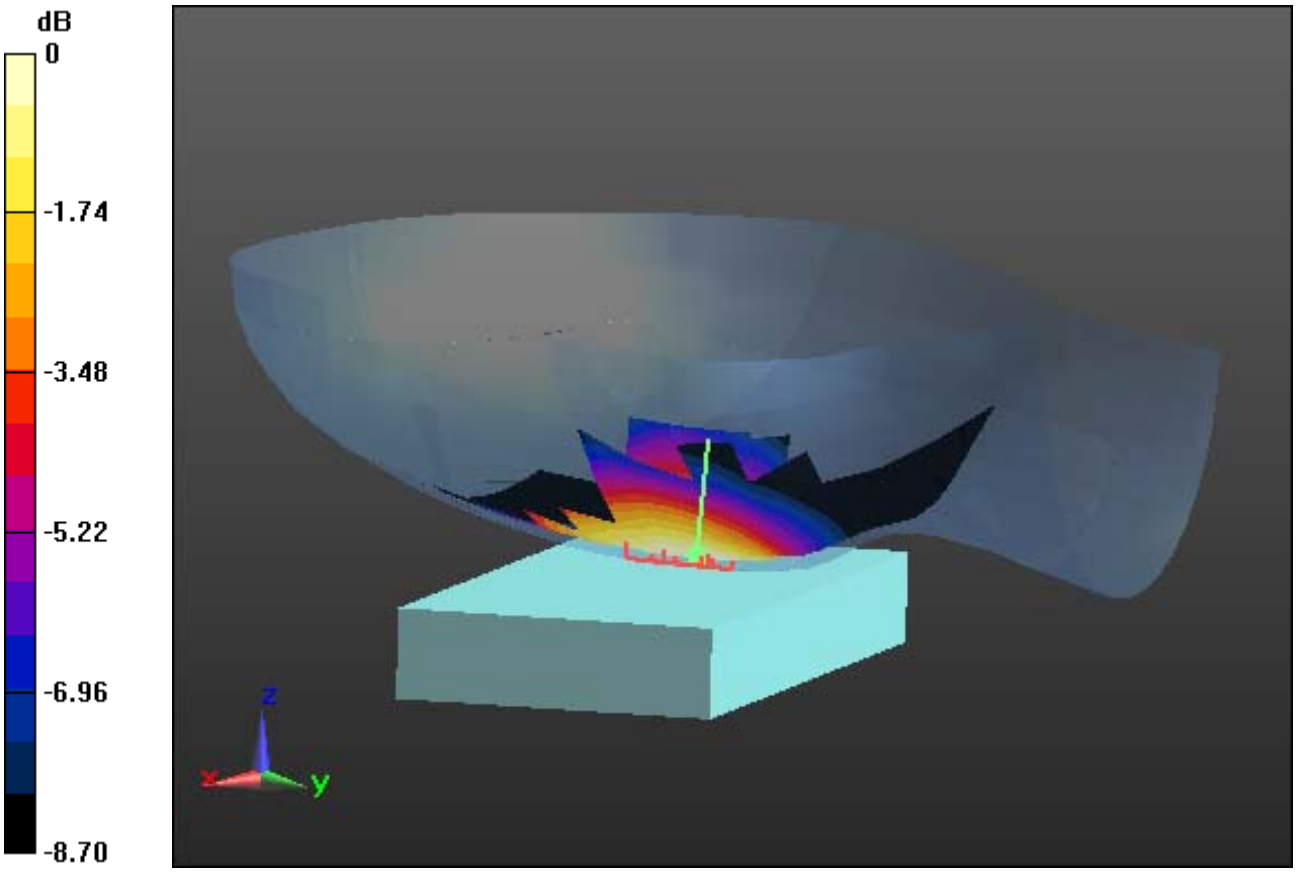

0 dB = 0.179 W/kg = -7.47 dBW/kg

DT&C Co., Ltd.

DUT: PM80; Type: PDA

Communication System: LTE Band 17 (FCC) (0); Frequency: 710 MHz;Duty Cycle: 1:1
Medium parameters used: f = 710 MHz; σ = 0.859 S/m; ε_r = 41.411; ρ = 1000 kg/m^3
Phantom section: Right Section

DASY5 Configuration:
Probe: EX3DV4 - SN3930; ConvF(10.19, 10.19, 10.19); Calibrated: 2015-07-22; Electronics: DAE4 Sn1335
Phantom: SAM with CRP_20120521; Type: SAM; Serial: 1679
Measurement SW: DASY52, Version 52.8 (8); SEMCAD X Version 14.6.10 (7331)

Test Date: 2015-10-10; Ambient Temp: 21.4; Tissue Temp: 21.7

Right Touch, LTE Band 17 Ch. 23790, Ant Internal, Standard Battery

Mode : BandWidth 10 MHz, QPSK, RB Size:1

With Enlarge plot image

Area Scan (81x121x1): Interpolated grid: dx=15mm, dy=15mm
Zoom Scan (5x5x7)/Cube 0: Measurement grid: dx=8mm, dy=8mm, dz=5mm
Power Drift = 0.10 dB
Peak SAR (extrapolated) = 0.196 W/kg
SAR(1 g) = 0.159 W/kg; SAR(10 g) = 0.123 W/kg

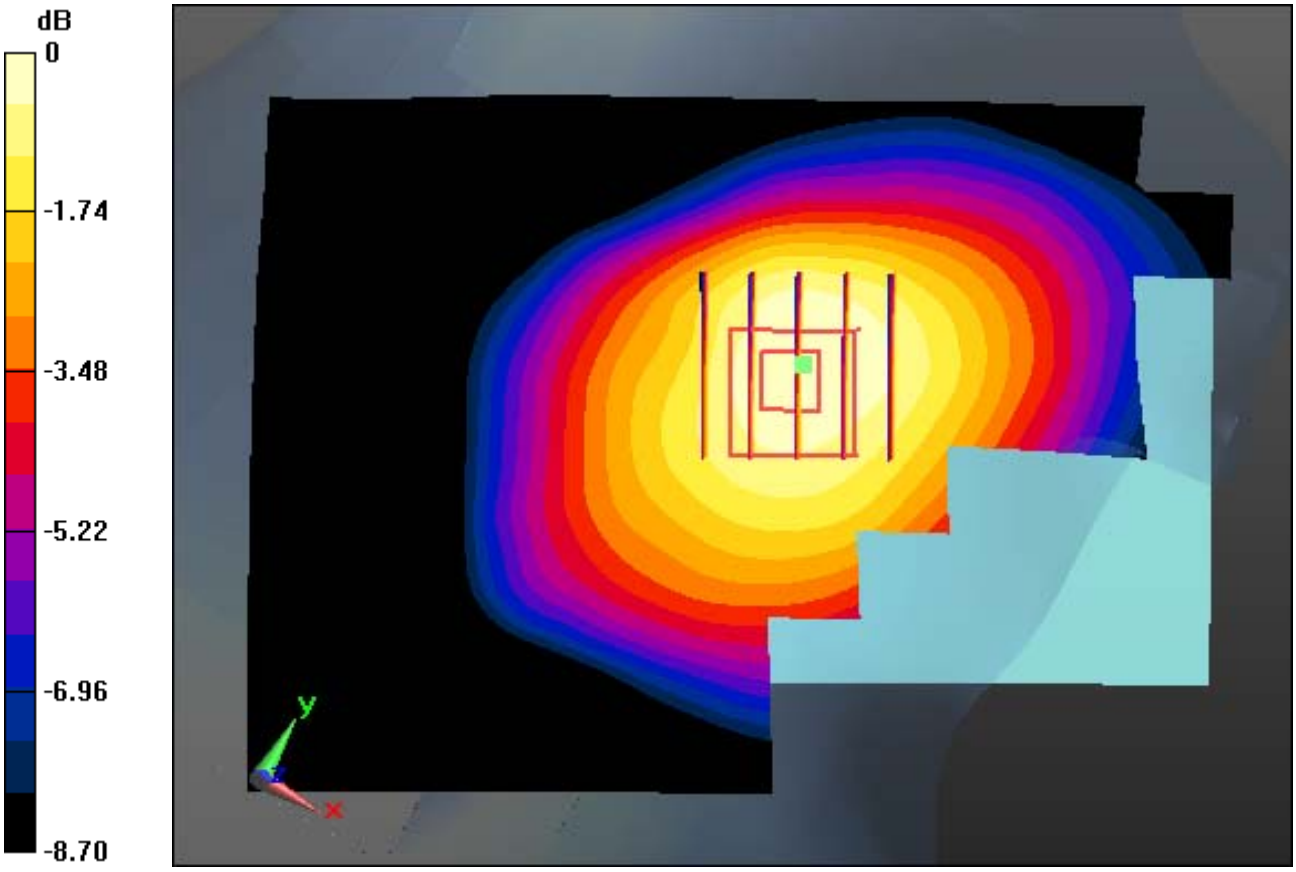

0 dB = 0.179 W/kg

DT&C Co., Ltd.

DUT: PM80; Type: PDA

Communication System: LTE Band 17 (FCC) (0); Frequency: 710 MHz;Duty Cycle: 1:1
Medium parameters used: f = 710 MHz; σ = 0.859 S/m; ε_r = 41.411; ρ = 1000 kg/m^3
Phantom section: Right Section

DASY5 Configuration:
Probe: EX3DV4 - SN3930; ConvF(10.19, 10.19, 10.19); Calibrated: 2015-07-22; Electronics: DAE4 Sn1335
Phantom: SAM with CRP_20120521; Type: SAM; Serial: 1679
Measurement SW: DASY52, Version 52.8 (8); SEMCAD X Version 14.6.10 (7331)

Test Date: 2015-10-10; Ambient Temp: 21.4; Tissue Temp: 21.7

Right Touch, LTE Band 17 Ch. 23790, Ant Internal, Standard Battery

Mode : BandWidth 10 MHz, QPSK, RB Size:1

Area Scan (81x121x1): Interpolated grid: dx=15mm, dy=15mm
Zoom Scan (5x5x7)/Cube 0: Measurement grid: dx=8mm, dy=8mm, dz=5mm
Power Drift = 0.10 dB
Peak SAR (extrapolated) = 0.196 W/kg
SAR(1 g) = 0.159 W/kg; SAR(10 g) = 0.123 W/kg

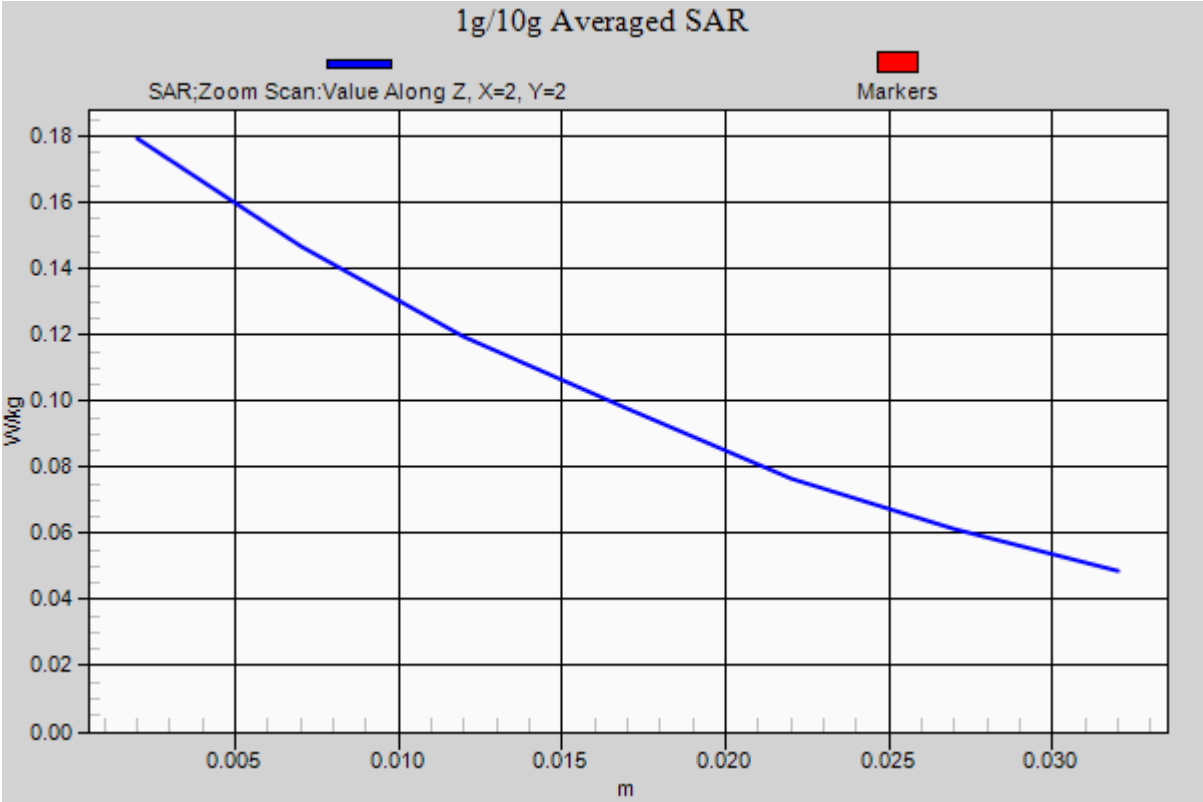

DT&C Co., Ltd.

DUT: PM80; Type: PDA

Communication System: LTE Band 13 (0); Frequency: 782 MHz;Duty Cycle: 1:1
Medium parameters used: f = 782 MHz; σ = 0.91 S/m; ε_r = 40.896; ρ = 1000 kg/m^3
Phantom section: Right Section

DASY5 Configuration:
Probe: EX3DV4 - SN3930; ConvF(10.19, 10.19, 10.19); Calibrated: 2015-07-22; Electronics: DAE4 Sn1335
Phantom: SAM with CRP_20120521; Type: SAM; Serial: 1679
Measurement SW: DASY52, Version 52.8 (8); SEMCAD X Version 14.6.10 (7331)

Test Date: 2015-10-09; Ambient Temp: 21.2; Tissue Temp: 21.6

Right Touch, LTE Band 13 Ch. 23230, Ant Internal, Standard Battery

Mode : BandWidth 10 MHz, QPSK, RB Size:1

Area Scan (81x121x1): Interpolated grid: dx=15mm, dy=15mm
Zoom Scan (5x5x7)/Cube 0: Measurement grid: dx=8mm, dy=8mm, dz=5mm
Power Drift = 0.17 dB
Peak SAR (extrapolated) = 0.240 W/kg
SAR(1 g) = 0.183 W/kg; SAR(10 g) = 0.139 W/kg

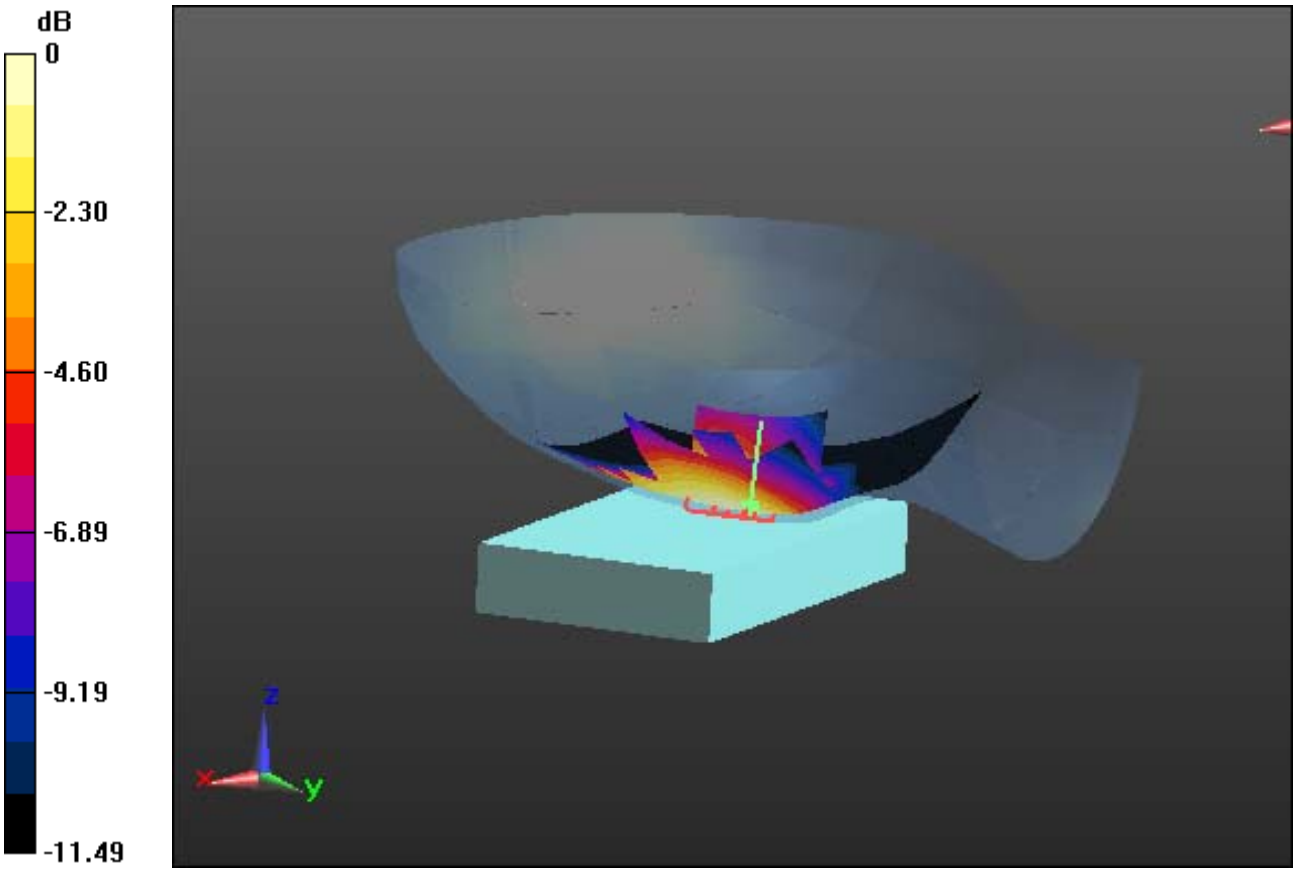

0 dB = 0.212 W/kg

DT&C Co., Ltd.

DUT: PM80; Type: PDA

Communication System: LTE Band 13 (0); Frequency: 782 MHz;Duty Cycle: 1:1
Medium parameters used: f = 782 MHz; σ = 0.91 S/m; ε_r = 40.896; ρ = 1000 kg/m^3
Phantom section: Right Section

DASY5 Configuration:
Probe: EX3DV4 - SN3930; ConvF(10.19, 10.19, 10.19); Calibrated: 2015-07-22; Electronics: DAE4 Sn1335
Phantom: SAM with CRP_20120521; Type: SAM; Serial: 1679
Measurement SW: DASY52, Version 52.8 (8); SEMCAD X Version 14.6.10 (7331)

Test Date: 2015-10-09; Ambient Temp: 21.2; Tissue Temp: 21.6

Right Touch, LTE Band 13 Ch. 23230, Ant Internal, Standard Battery

Mode : BandWidth 10 MHz, QPSK, RB Size:1

With Enlarge plot image

Area Scan (81x121x1): Interpolated grid: dx=15mm, dy=15mm
Zoom Scan (5x5x7)/Cube 0: Measurement grid: dx=8mm, dy=8mm, dz=5mm
Power Drift = 0.17 dB
Peak SAR (extrapolated) = 0.240 W/kg
SAR(1 g) = 0.183 W/kg; SAR(10 g) = 0.139 W/kg

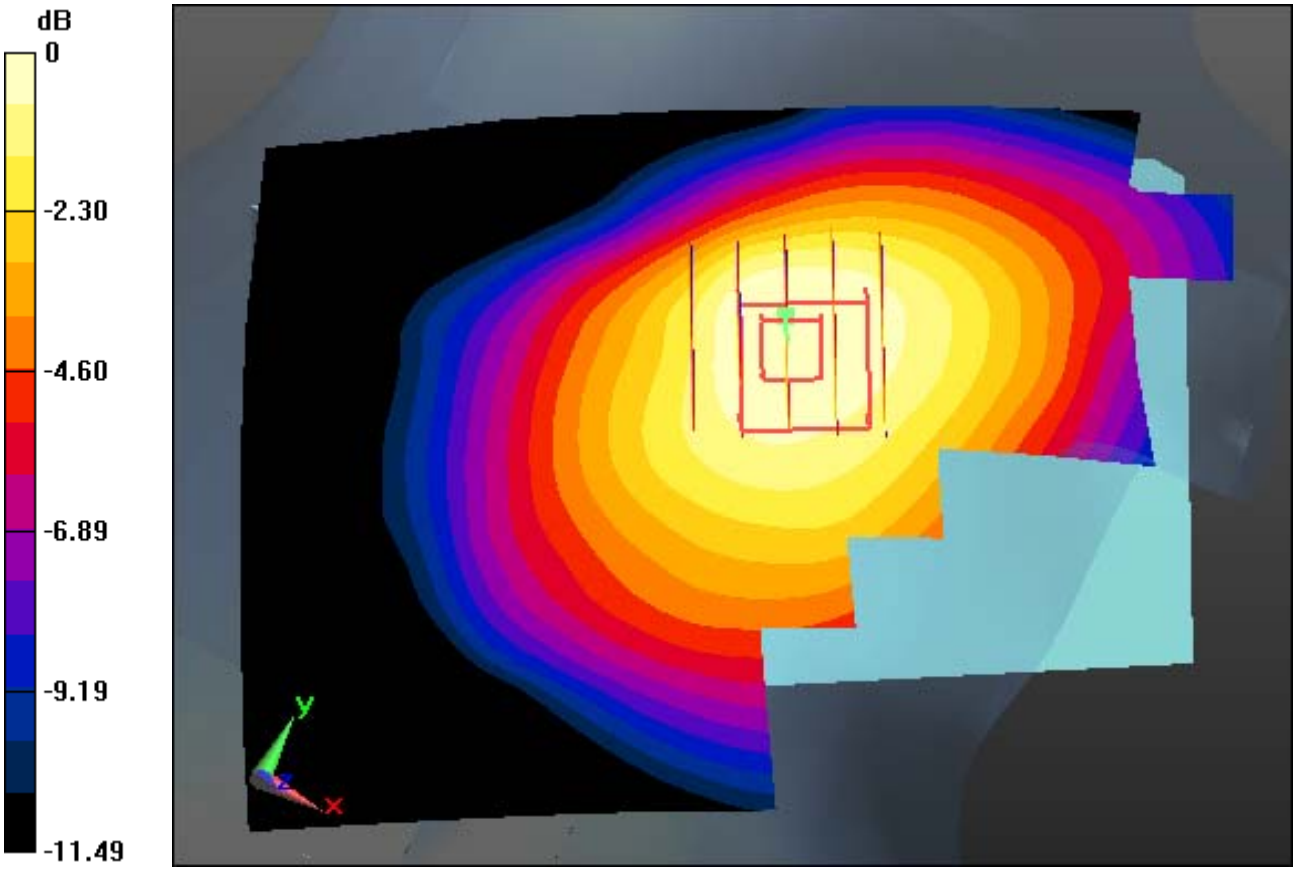

0 dB = 0.212 W/kg

DT&C Co., Ltd.

DUT: PM80; Type: PDA

Communication System: LTE Band 13 (0); Frequency: 782 MHz;Duty Cycle: 1:1
Medium parameters used: f = 782 MHz; σ = 0.91 S/m; ε_r = 40.896; ρ = 1000 kg/m^3
Phantom section: Right Section

DASY5 Configuration:
Probe: EX3DV4 - SN3930; ConvF(10.19, 10.19, 10.19); Calibrated: 2015-07-22; Electronics: DAE4 Sn1335
Phantom: SAM with CRP_20120521; Type: SAM; Serial: 1679
Measurement SW: DASY52, Version 52.8 (8); SEMCAD X Version 14.6.10 (7331)

Test Date: 2015-10-09; Ambient Temp: 21.2; Tissue Temp: 21.6

Right Touch, LTE Band 13 Ch. 23230, Ant Internal, Standard Battery

Mode : BandWidth 10 MHz, QPSK, RB Size:1

Area Scan (81x121x1): Interpolated grid: dx=15mm, dy=15mm
Zoom Scan (5x5x7)/Cube 0: Measurement grid: dx=8mm, dy=8mm, dz=5mm
Power Drift = 0.17 dB
Peak SAR (extrapolated) = 0.240 W/kg
SAR(1 g) = 0.183 W/kg; SAR(10 g) = 0.139 W/kg

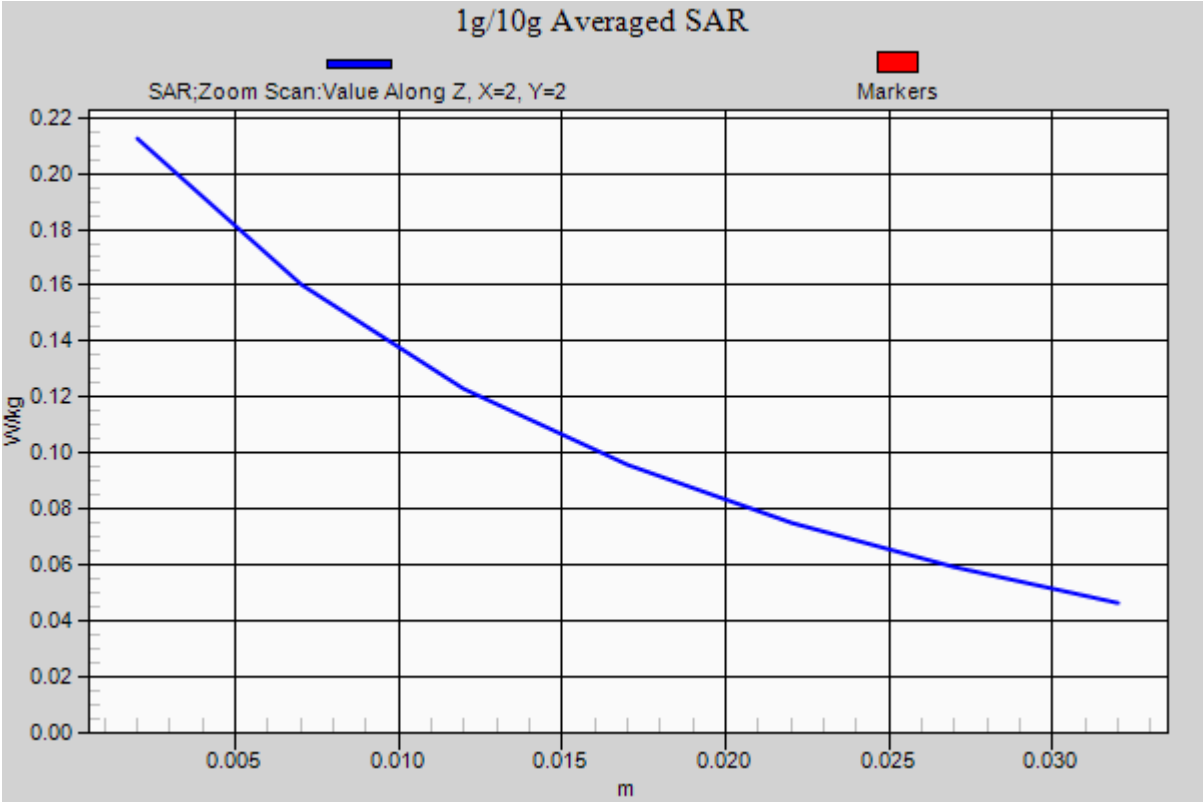

DT&C Co., Ltd.

DUT: PM80; Type: PDA

Communication System: LTE Band 5 (KC) (0); Frequency: 836.5 MHz;Duty Cycle: 1:1
Medium parameters used: f = 836.5 MHz; σ = 0.905 S/m; ε_r = 40.291; ρ = 1000 kg/m^3
Phantom section: Right Section

DASY5 Configuration:
Probe: EX3DV4 - SN3930; ConvF(9.81, 9.81, 9.81); Calibrated: 2015-07-22; Electronics: DAE4 Sn1335
Phantom: SAM with CRP_20120521; Type: SAM; Serial: 1679
Measurement SW: DASY52, Version 52.8 (8); SEMCAD X Version 14.6.10 (7331)

Test Date: 2015-10-23; Ambient Temp: 21.1; Tissue Temp: 21.4

Right Touch, LTE Band 5 Ch. 20525, Ant Internal, Standard Battery

Mode : BandWidth 10 MHz, QPSK, RB Size:1

Area Scan (81x121x1): Interpolated grid: dx=15mm, dy=15mm
Zoom Scan (5x5x7)/Cube 0: Measurement grid: dx=8mm, dy=8mm, dz=5mm
Power Drift = 0.02 dB
Peak SAR (extrapolated) = 0.375 W/kg
SAR(1 g) = 0.284 W/kg; SAR(10 g) = 0.207 W/kg

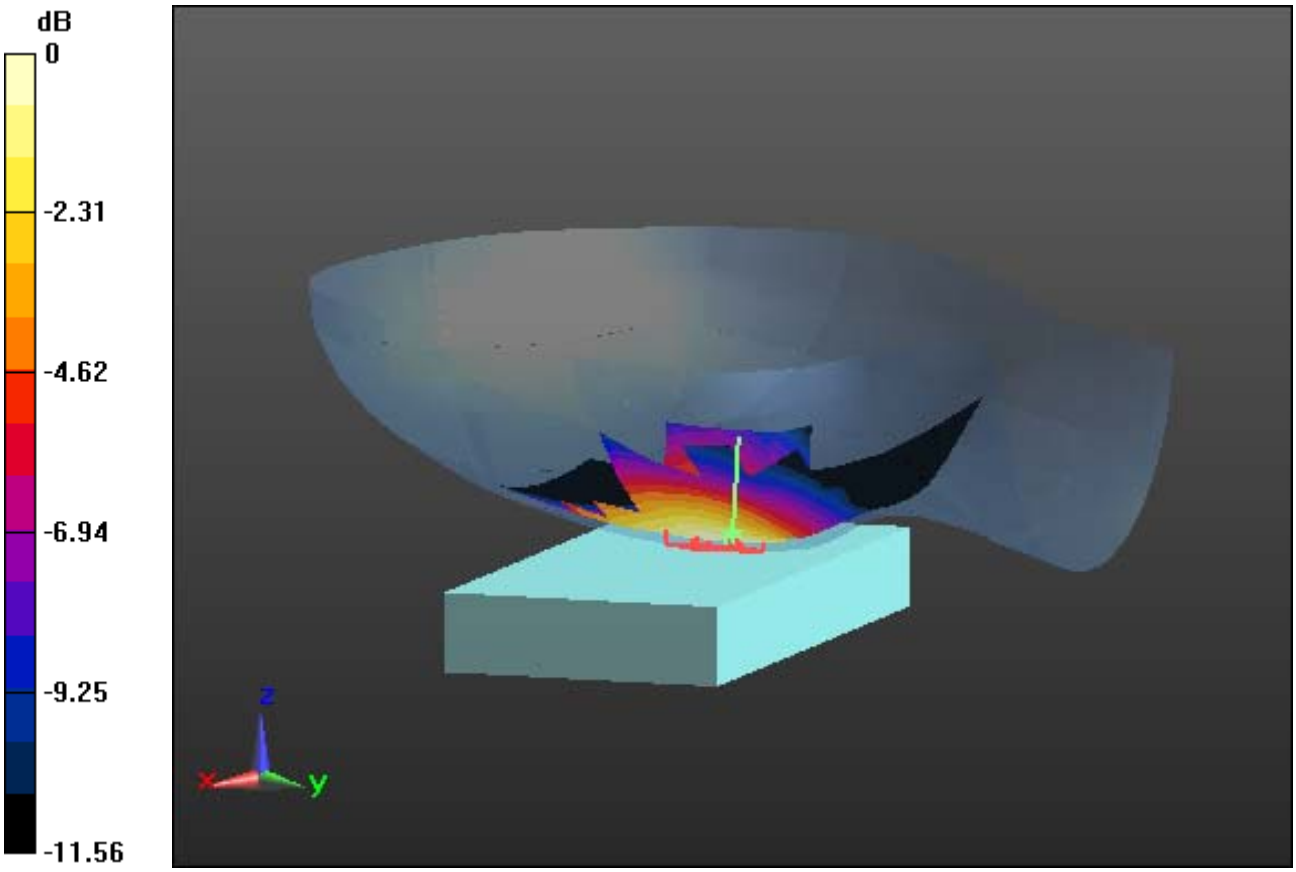

0 dB = 0.335 W/kg

DT&C Co., Ltd.

DUT: PM80; Type: PDA

Communication System: LTE Band 5 (KC) (0); Frequency: 836.5 MHz;Duty Cycle: 1:1
Medium parameters used: f = 836.5 MHz; σ = 0.905 S/m; ε_r = 40.291; ρ = 1000 kg/m^3
Phantom section: Right Section

DASY5 Configuration:
Probe: EX3DV4 - SN3930; ConvF(9.81, 9.81, 9.81); Calibrated: 2015-07-22; Electronics: DAE4 Sn1335
Phantom: SAM with CRP_20120521; Type: SAM; Serial: 1679
Measurement SW: DASY52, Version 52.8 (8); SEMCAD X Version 14.6.10 (7331)

Test Date: 2015-10-23; Ambient Temp: 21.1; Tissue Temp: 21.4

Right Touch, LTE Band 5 Ch. 20525, Ant Internal, Standard Battery

Mode : BandWidth 10 MHz, QPSK, RB Size:1

With Enlarge plot image

Area Scan (81x121x1): Interpolated grid: dx=15mm, dy=15mm
Zoom Scan (5x5x7)/Cube 0: Measurement grid: dx=8mm, dy=8mm, dz=5mm
Power Drift = 0.02 dB
Peak SAR (extrapolated) = 0.375 W/kg
SAR(1 g) = 0.284 W/kg; SAR(10 g) = 0.207 W/kg

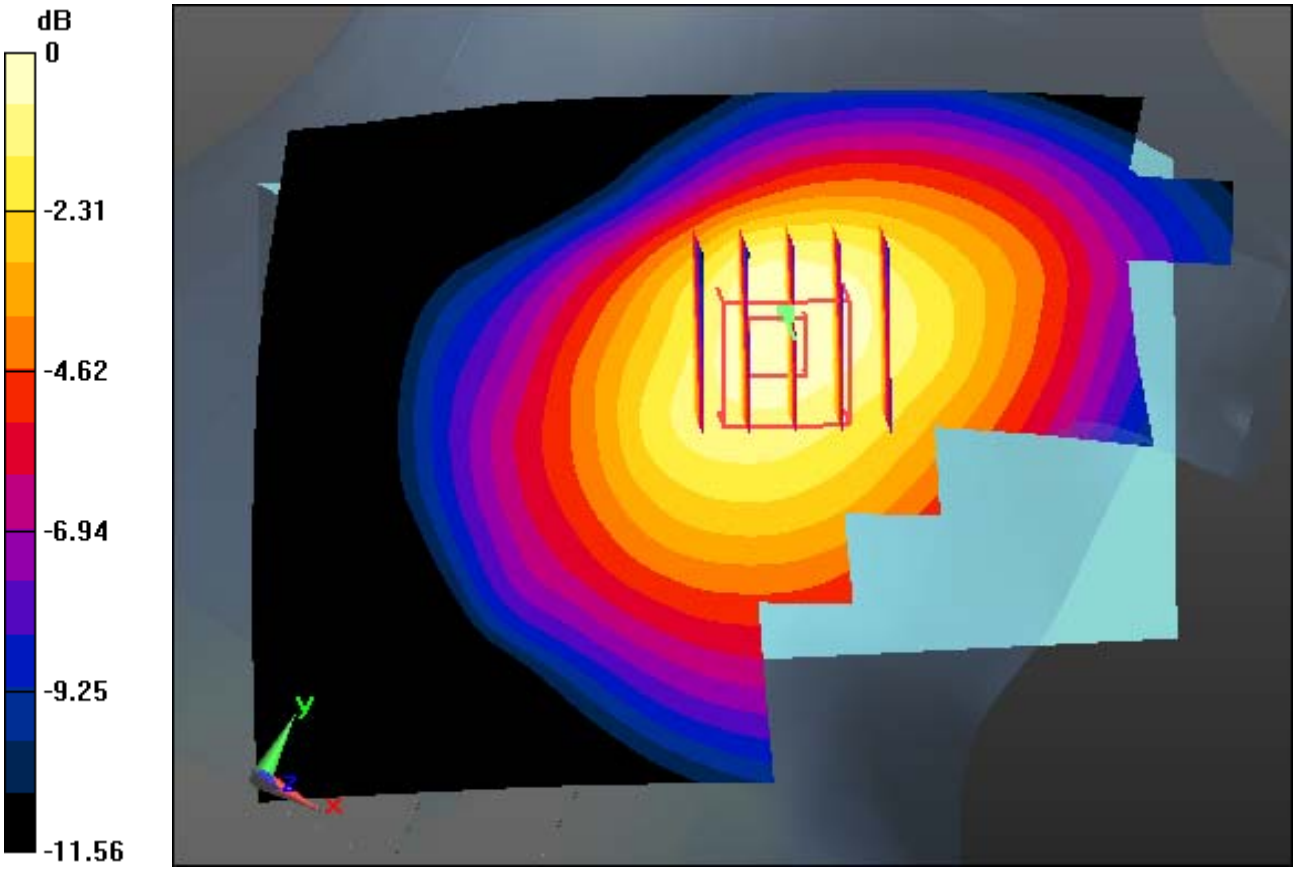

0 dB = 0.335 W/kg

DT&C Co., Ltd.

DUT: PM80; Type: PDA

Communication System: LTE Band 5 (KC) (0); Frequency: 836.5 MHz;Duty Cycle: 1:1
Medium parameters used: f = 836.5 MHz; σ = 0.905 S/m; ε_r = 40.291; ρ = 1000 kg/m^3
Phantom section: Right Section

DASY5 Configuration:
Probe: EX3DV4 - SN3930; ConvF(9.81, 9.81, 9.81); Calibrated: 2015-07-22; Electronics: DAE4 Sn1335
Phantom: SAM with CRP_20120521; Type: SAM; Serial: 1679
Measurement SW: DASY52, Version 52.8 (8); SEMCAD X Version 14.6.10 (7331)

Test Date: 2015-10-23; Ambient Temp: 21.1; Tissue Temp: 21.4

Right Touch, LTE Band 5 Ch. 20525, Ant Internal, Standard Battery

Mode : BandWidth 10 MHz, QPSK, RB Size:1

Area Scan (81x121x1): Interpolated grid: dx=15mm, dy=15mm
Zoom Scan (5x5x7)/Cube 0: Measurement grid: dx=8mm, dy=8mm, dz=5mm
Power Drift = 0.02 dB
Peak SAR (extrapolated) = 0.375 W/kg
SAR(1 g) = 0.284 W/kg; SAR(10 g) = 0.207 W/kg

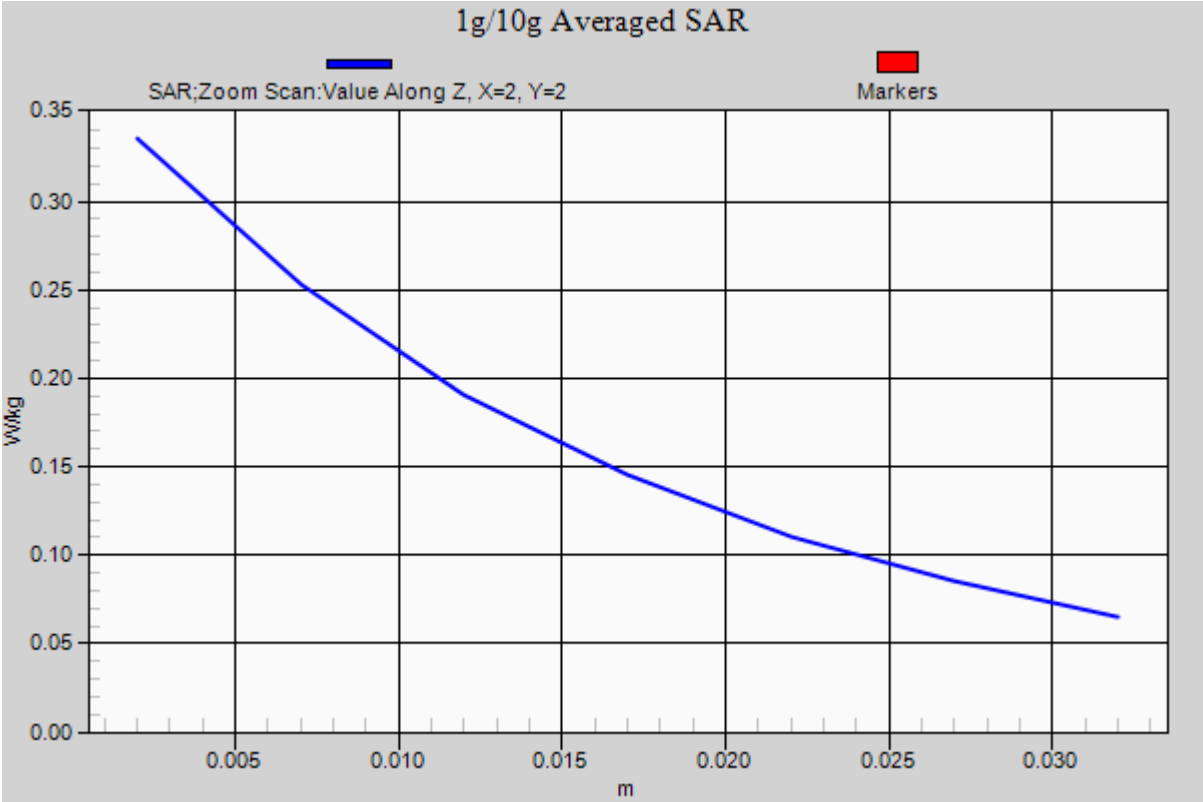

DT&C Co., Ltd.

DUT: PM80; Type: PDA

Communication System: LTE Band 4(FCC) (0); Frequency: 1732.5 MHz;Duty Cycle: 1:1
Medium parameters used: f = 1732.5 MHz; σ = 1.361 S/m; ε_r = 39.111; ρ = 1000 kg/m^3
Phantom section: Left Section

DASY5 Configuration:
Probe: EX3DV4 - SN3930; ConvF(8.64, 8.64, 8.64); Calibrated: 2015-07-22; Electronics: DAE4 Sn1335
Phantom: SAM with CRP_20120521; Type: SAM; Serial: 1679
Measurement SW: DASY52, Version 52.8 (8); SEMCAD X Version 14.6.10 (7331)

Test Date: 2015-10-22; Ambient Temp: 21.3; Tissue Temp: 21.6

Left Touch, LTE Band 4 Ch. 20175, Ant Internal, Standard Battery

Mode : BandWidth 20 MHz, QPSK, RB Size:1

Area Scan (81x121x1): Interpolated grid: dx=15mm, dy=15mm
Zoom Scan (5x5x7)/Cube 0: Measurement grid: dx=8mm, dy=8mm, dz=5mm
Power Drift = 0.16 dB
Peak SAR (extrapolated) = 0.670 W/kg
SAR(1 g) = 0.475 W/kg; SAR(10 g) = 0.315 W/kg

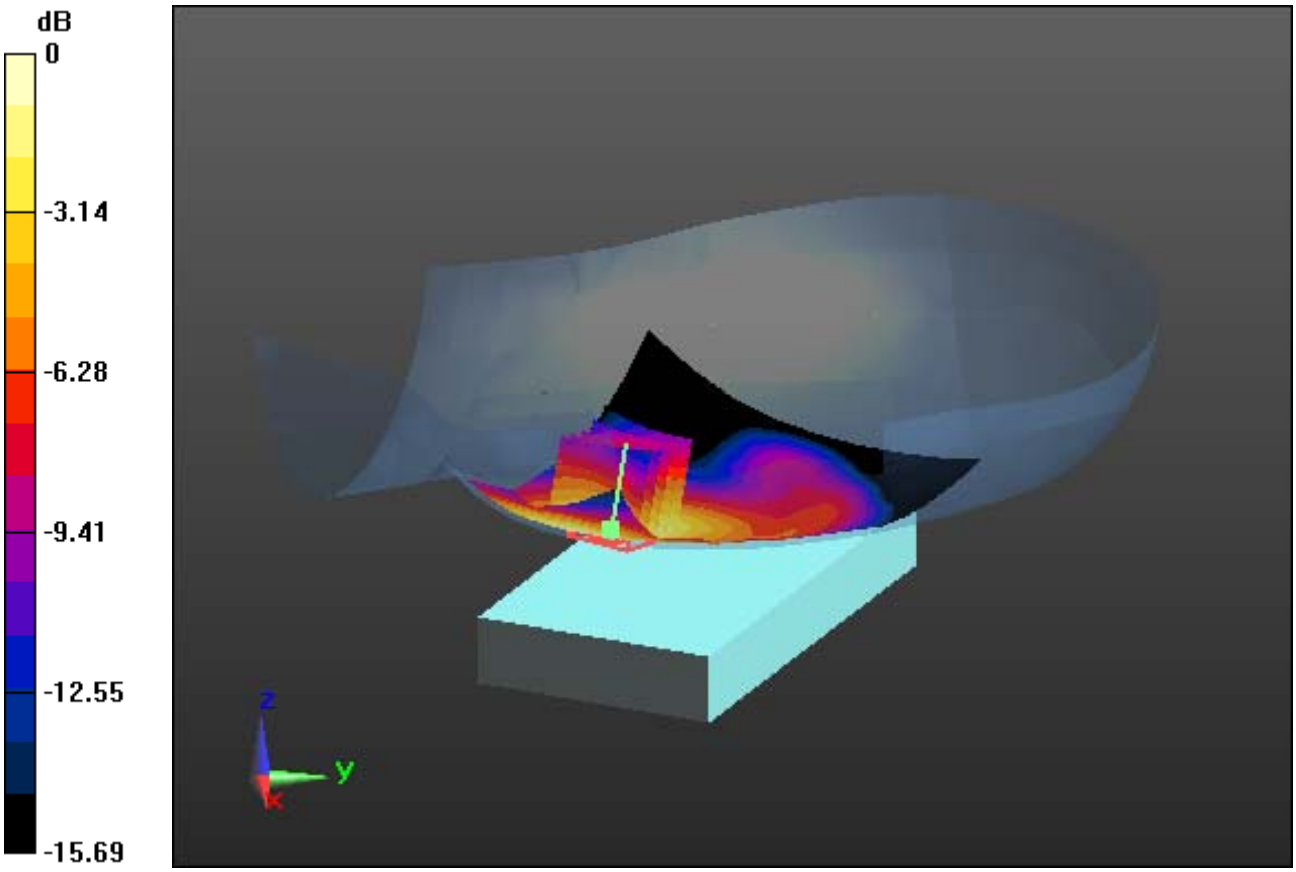

0 dB = 0.586 W/kg

DT&C Co., Ltd.

DUT: PM80; Type: PDA

Communication System: LTE Band 4(FCC) (0); Frequency: 1732.5 MHz;Duty Cycle: 1:1
Medium parameters used: f = 1732.5 MHz; σ = 1.361 S/m; ε_r = 39.111; ρ = 1000 kg/m^3
Phantom section: Left Section

DASY5 Configuration:
Probe: EX3DV4 - SN3930; ConvF(8.64, 8.64, 8.64); Calibrated: 2015-07-22; Electronics: DAE4 Sn1335
Phantom: SAM with CRP_20120521; Type: SAM; Serial: 1679
Measurement SW: DASY52, Version 52.8 (8); SEMCAD X Version 14.6.10 (7331)

Test Date: 2015-10-22; Ambient Temp: 21.3; Tissue Temp: 21.6

Left Touch, LTE Band 4 Ch. 20175, Ant Internal, Standard Battery

Mode : BandWidth 20 MHz, QPSK, RB Size:1

With Enlarge plot image

Area Scan (81x121x1): Interpolated grid: dx=15mm, dy=15mm
Zoom Scan (5x5x7)/Cube 0: Measurement grid: dx=8mm, dy=8mm, dz=5mm
Power Drift = 0.16 dB
Peak SAR (extrapolated) = 0.670 W/kg
SAR(1 g) = 0.475 W/kg; SAR(10 g) = 0.315 W/kg

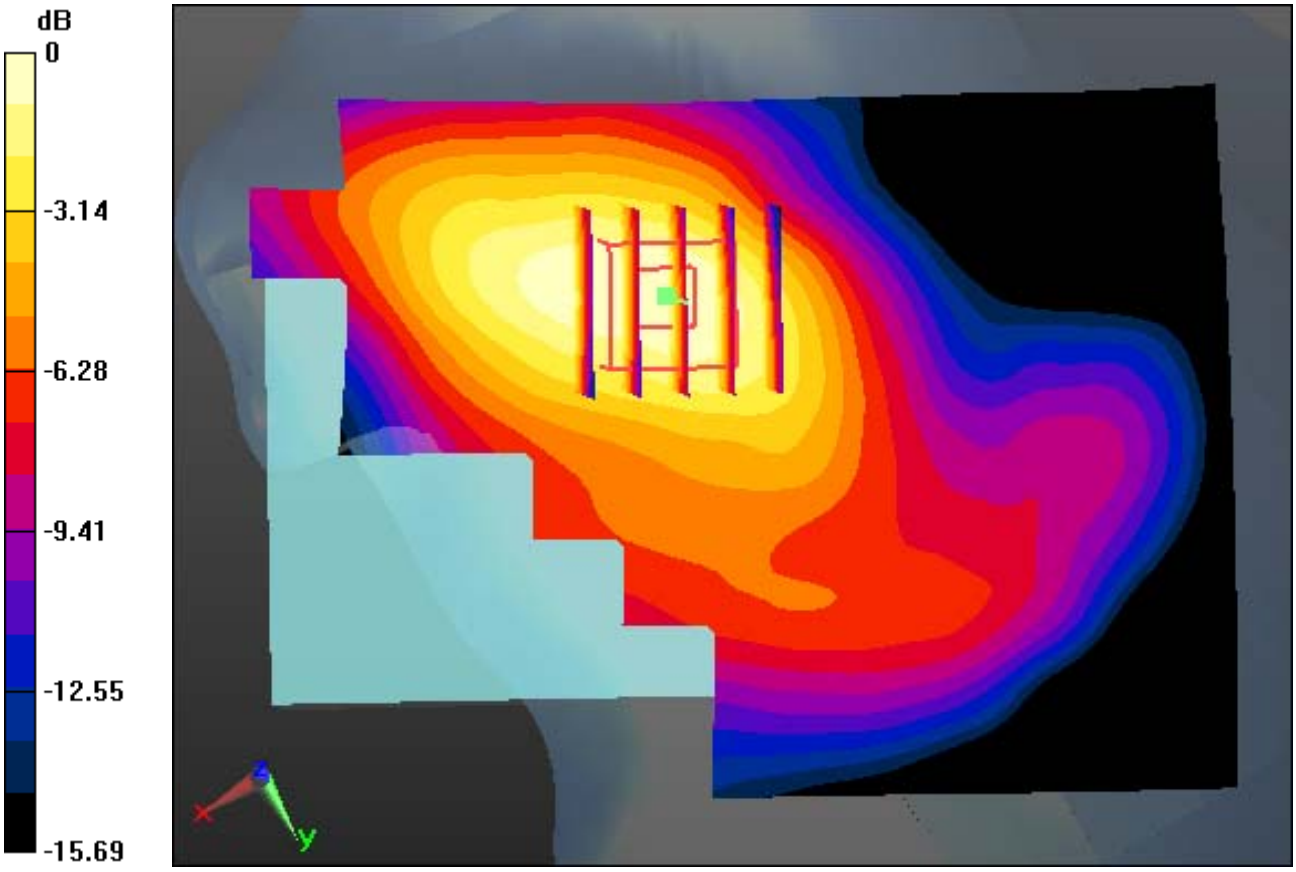

0 dB = 0.586 W/kg

DT&C Co., Ltd.

DUT: PM80; Type: PDA

Communication System: LTE Band 4(FCC) (0); Frequency: 1732.5 MHz;Duty Cycle: 1:1
Medium parameters used: f = 1732.5 MHz; σ = 1.361 S/m; ε_r = 39.111; ρ = 1000 kg/m^3
Phantom section: Left Section

DASY5 Configuration:
Probe: EX3DV4 - SN3930; ConvF(8.64, 8.64, 8.64); Calibrated: 2015-07-22; Electronics: DAE4 Sn1335
Phantom: SAM with CRP_20120521; Type: SAM; Serial: 1679
Measurement SW: DASY52, Version 52.8 (8); SEMCAD X Version 14.6.10 (7331)

Test Date: 2015-10-22; Ambient Temp: 21.3; Tissue Temp: 21.6

Left Touch, LTE Band 4 Ch. 20175, Ant Internal, Standard Battery

Mode : BandWidth 20 MHz, QPSK, RB Size:1

Area Scan (81x121x1): Interpolated grid: dx=15mm, dy=15mm
Zoom Scan (5x5x7)/Cube 0: Measurement grid: dx=8mm, dy=8mm, dz=5mm
Power Drift = 0.16 dB
Peak SAR (extrapolated) = 0.670 W/kg
SAR(1 g) = 0.475 W/kg; SAR(10 g) = 0.315 W/kg

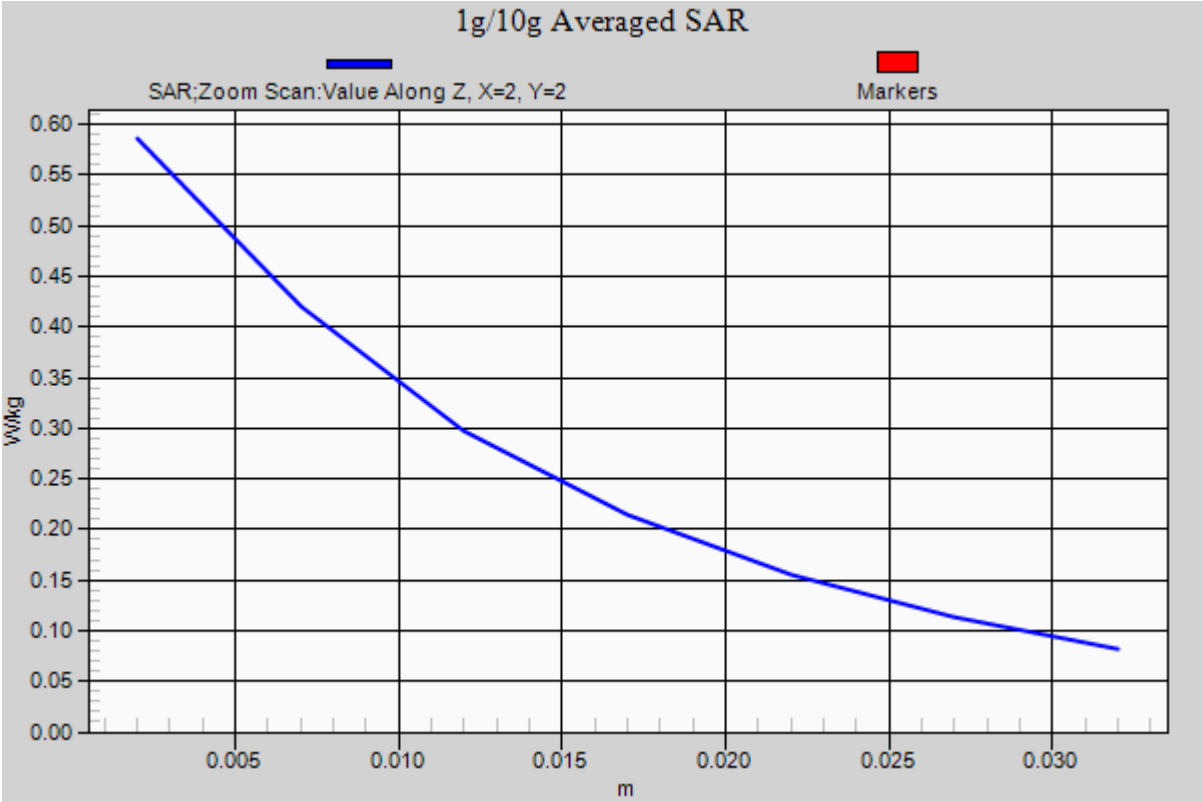

DT&C Co., Ltd.

DUT: PM80; Type: PDA

Communication System: LTE Band 2 (0); Frequency: 1880 MHz;Duty Cycle: 1:1
Medium parameters used: f = 1880 MHz; σ = 1.395 S/m; ε_r = 39.098; ρ = 1000 kg/m^3
Phantom section: Left Section

DASY5 Configuration:
Probe: EX3DV4 - SN3930; ConvF(8.3, 8.3, 8.3); Calibrated: 2015-07-22; Electronics: DAE4 Sn1335
Phantom: SAM with CRP_20120521; Type: SAM; Serial: 1679
Measurement SW: DASY52, Version 52.8 (8); SEMCAD X Version 14.6.10 (7331)

Test Date: 2015-10-21; Ambient Temp: 21.4; Tissue Temp: 21.8

Left Touch, LTE Band 2 Ch. 18900, Ant Internal, Standard Battery

Mode : BandWidth 20 MHz, QPSK, RB Size:1

Area Scan (81x121x1): Interpolated grid: dx=15mm, dy=15mm
Zoom Scan (5x5x7)/Cube 0: Measurement grid: dx=8mm, dy=8mm, dz=5mm
Power Drift = 0.01 dB
Peak SAR (extrapolated) = 0.456 W/kg
SAR(1 g) = 0.296 W/kg; SAR(10 g) = 0.184 W/kg

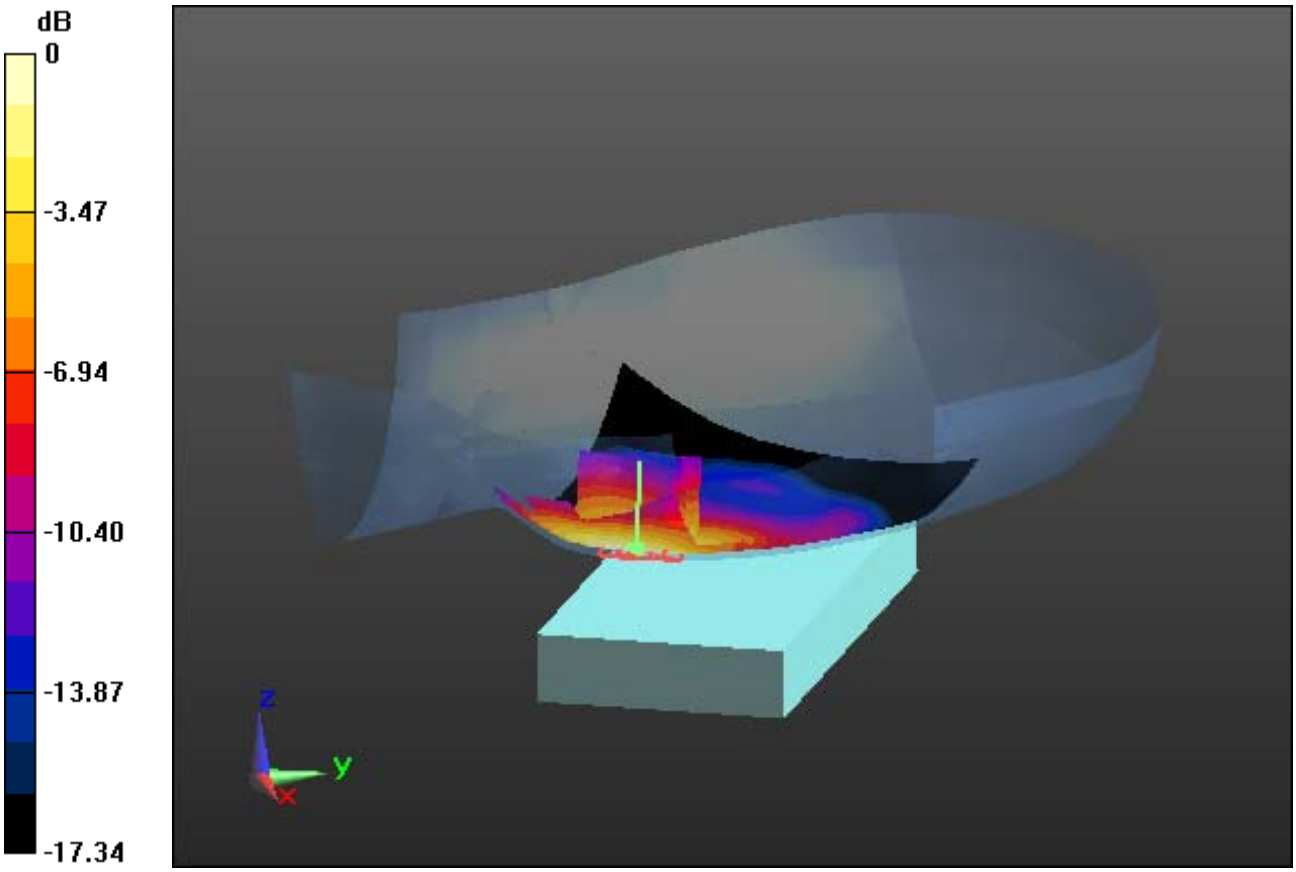

0 dB = 0.380 W/kg

DT&C Co., Ltd.

DUT: PM80; Type: PDA

Communication System: LTE Band 2 (0); Frequency: 1880 MHz;Duty Cycle: 1:1
Medium parameters used: f = 1880 MHz; σ = 1.395 S/m; ε_r = 39.098; ρ = 1000 kg/m^3
Phantom section: Left Section

DASY5 Configuration:
Probe: EX3DV4 - SN3930; ConvF(8.3, 8.3, 8.3); Calibrated: 2015-07-22; Electronics: DAE4 Sn1335
Phantom: SAM with CRP_20120521; Type: SAM; Serial: 1679
Measurement SW: DASY52, Version 52.8 (8); SEMCAD X Version 14.6.10 (7331)

Test Date: 2015-10-21; Ambient Temp: 21.4; Tissue Temp: 21.8

Left Touch, LTE Band 2 Ch. 18900, Ant Internal, Standard Battery

Mode : BandWidth 20 MHz, QPSK, RB Size:1

With Enlarge plot image

Area Scan (81x121x1): Interpolated grid: dx=15mm, dy=15mm
Zoom Scan (5x5x7)/Cube 0: Measurement grid: dx=8mm, dy=8mm, dz=5mm
Power Drift = 0.01 dB
Peak SAR (extrapolated) = 0.456 W/kg
SAR(1 g) = 0.296 W/kg; SAR(10 g) = 0.184 W/kg

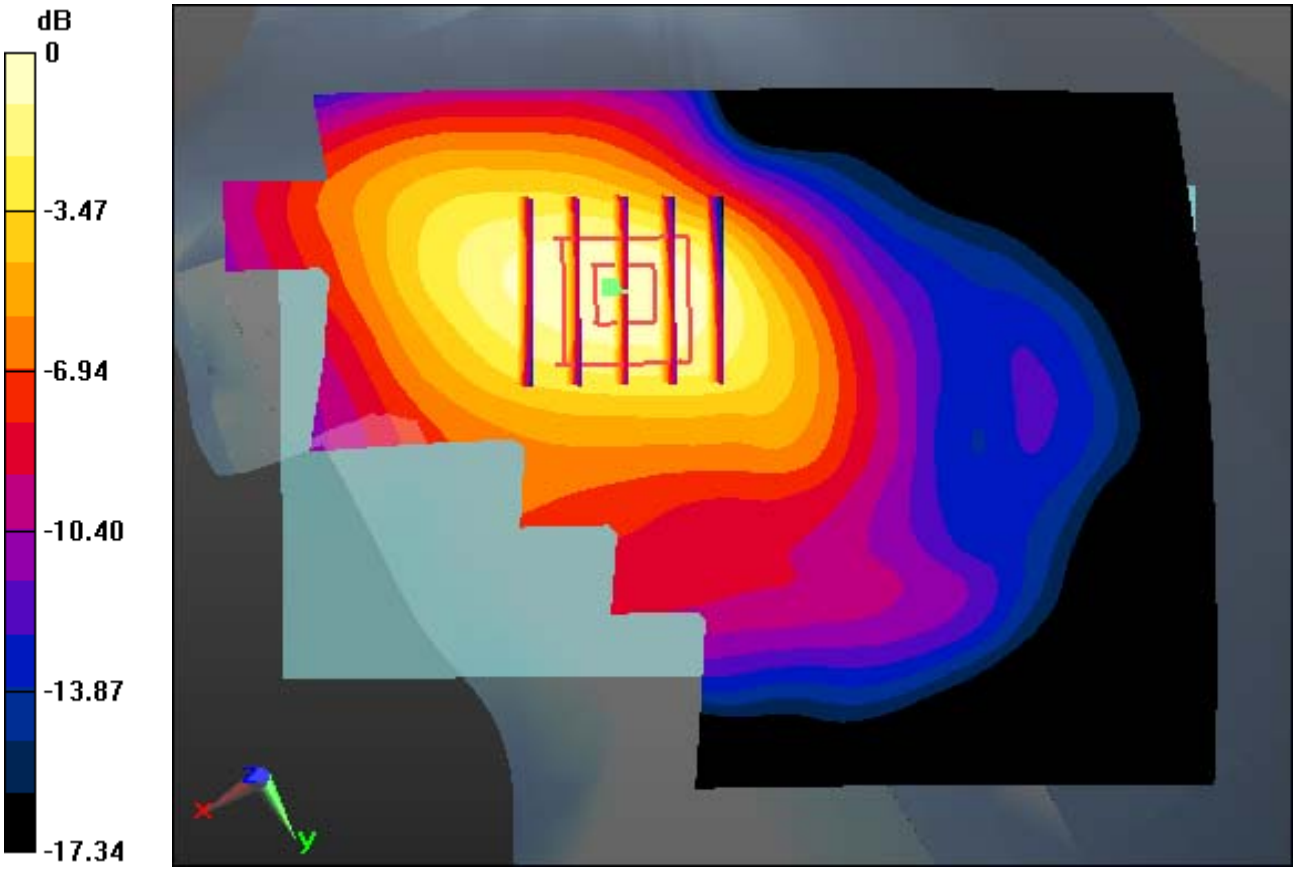

0 dB = 0.380 W/kg

DT&C Co., Ltd.

DUT: PM80; Type: PDA

Communication System: LTE Band 2 (0); Frequency: 1880 MHz;Duty Cycle: 1:1
Medium parameters used: f = 1880 MHz; σ = 1.395 S/m; ε_r = 39.098; ρ = 1000 kg/m^3
Phantom section: Left Section

DASY5 Configuration:
Probe: EX3DV4 - SN3930; ConvF(8.3, 8.3, 8.3); Calibrated: 2015-07-22; Electronics: DAE4 Sn1335
Phantom: SAM with CRP_20120521; Type: SAM; Serial: 1679
Measurement SW: DASY52, Version 52.8 (8); SEMCAD X Version 14.6.10 (7331)

Test Date: 2015-10-21; Ambient Temp: 21.4; Tissue Temp: 21.8

Left Touch, LTE Band 2 Ch. 18900, Ant Internal, Standard Battery

Mode : BandWidth 20 MHz, QPSK, RB Size:1

Area Scan (81x121x1): Interpolated grid: dx=15mm, dy=15mm
Zoom Scan (5x5x7)/Cube 0: Measurement grid: dx=8mm, dy=8mm, dz=5mm
Power Drift = 0.01 dB
Peak SAR (extrapolated) = 0.456 W/kg
SAR(1 g) = 0.296 W/kg; SAR(10 g) = 0.184 W/kg

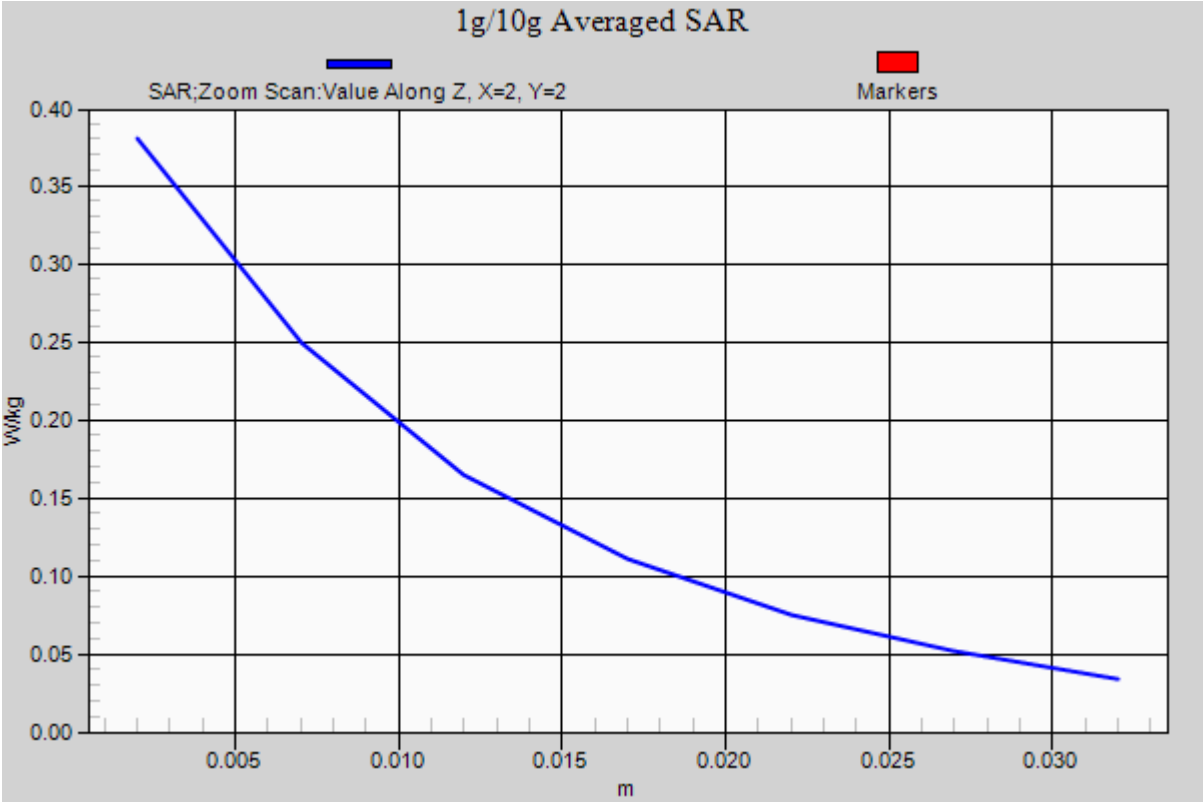

DT&C Co., Ltd.

DUT: PM80; Type: PDA

Communication System: W-LAN 2.4G(802.11b/g/n20, 40) (0); Frequency: 2412 MHz;Duty Cycle: 1:1
Medium parameters used: f = 2412 MHz; σ = 1.816 S/m; ε_r = 40.22; ρ = 1000 kg/m^3
Phantom section: Right Section

DASY5 Configuration:
Probe: EX3DV4 - SN3866; ConvF(6.85, 6.85, 6.85); Calibrated: 2015-05-27; Electronics: DAE4 Sn1335
Phantom: SAM with CRP_20120521; Type: SAM; Serial: 1679
Measurement SW: DASY52, Version 52.8 (8); SEMCAD X Version 14.6.10 (7331)

Test Date: 2015-10-28; Ambient Temp: 21.5; Tissue Temp: 21.8

Right Touch,W-LAN(802.11b) Ch.1, Ant Internal, Standard Battery

Area Scan (81x121x1): Interpolated grid: dx=12mm, dy=12mm
Zoom Scan (5x5x7)/Cube 0: Measurement grid: dx=5mm, dy=5mm, dz=5mm
Power Drift = 0.14 dB
Peak SAR (extrapolated) = 0.272 W/kg
SAR(1 g) = 0.144 W/kg; SAR(10 g) = 0.073 W/kg

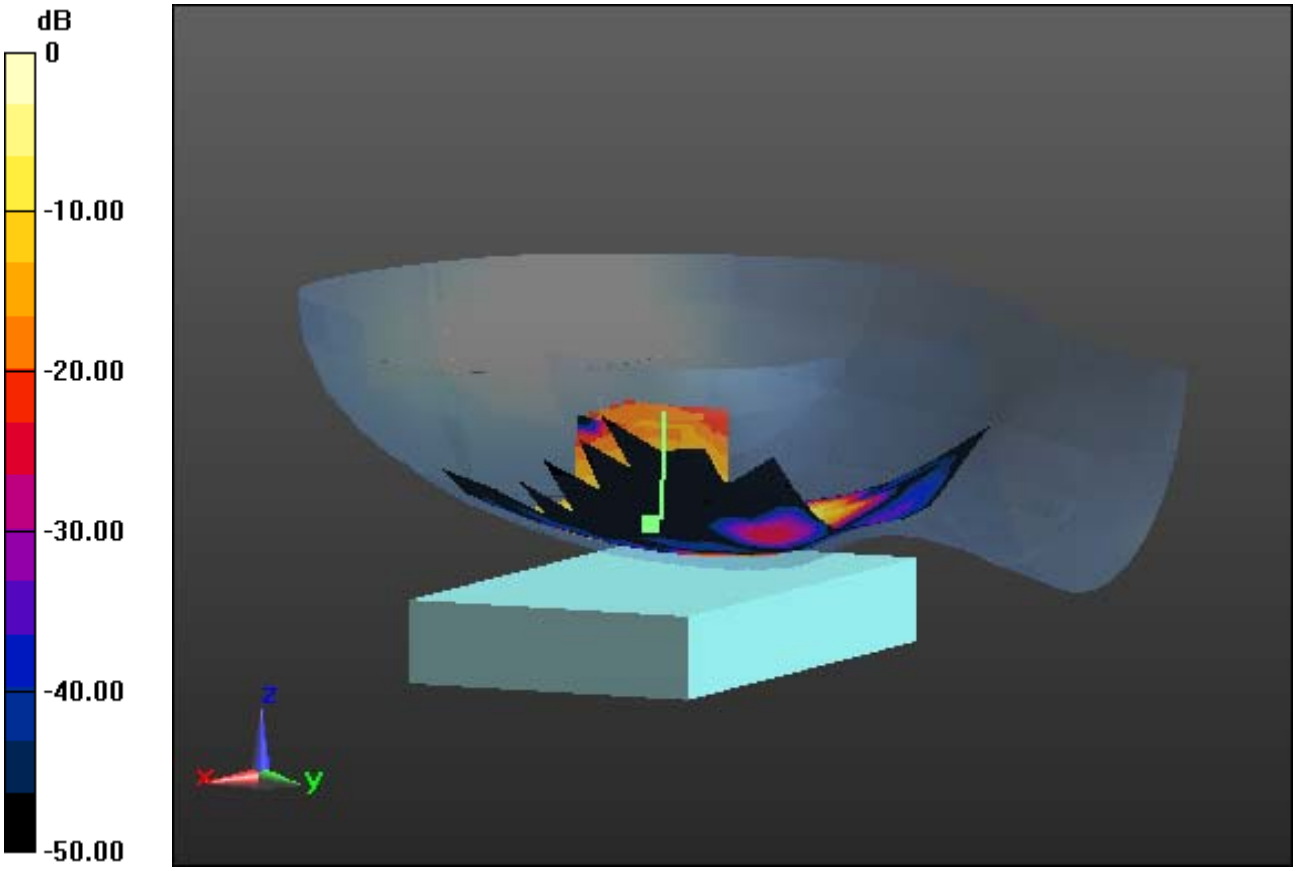

0 dB = 0.198 W/kg

DT&C Co., Ltd.

DUT: PM80; Type: PDA

Communication System: W-LAN 2.4G(802.11b/g/n20, 40) (0); Frequency: 2412 MHz;Duty Cycle: 1:1
Medium parameters used: f = 2412 MHz; σ = 1.816 S/m; ε_r = 40.22; ρ = 1000 kg/m^3
Phantom section: Right Section

DASY5 Configuration:
Probe: EX3DV4 - SN3866; ConvF(6.85, 6.85, 6.85); Calibrated: 2015-05-27; Electronics: DAE4 Sn1335
Phantom: SAM with CRP_20120521; Type: SAM; Serial: 1679
Measurement SW: DASY52, Version 52.8 (8); SEMCAD X Version 14.6.10 (7331)

Test Date: 2015-10-28; Ambient Temp: 21.5; Tissue Temp: 21.8

Right Touch,W-LAN(802.11b) Ch.1, Ant Internal, Standard Battery

With Enlarge plot image

Area Scan (81x121x1): Interpolated grid: dx=12mm, dy=12mm
Zoom Scan (5x5x7)/Cube 0: Measurement grid: dx=5mm, dy=5mm, dz=5mm
Power Drift = 0.14 dB
Peak SAR (extrapolated) = 0.272 W/kg
SAR(1 g) = 0.144 W/kg; SAR(10 g) = 0.073 W/kg

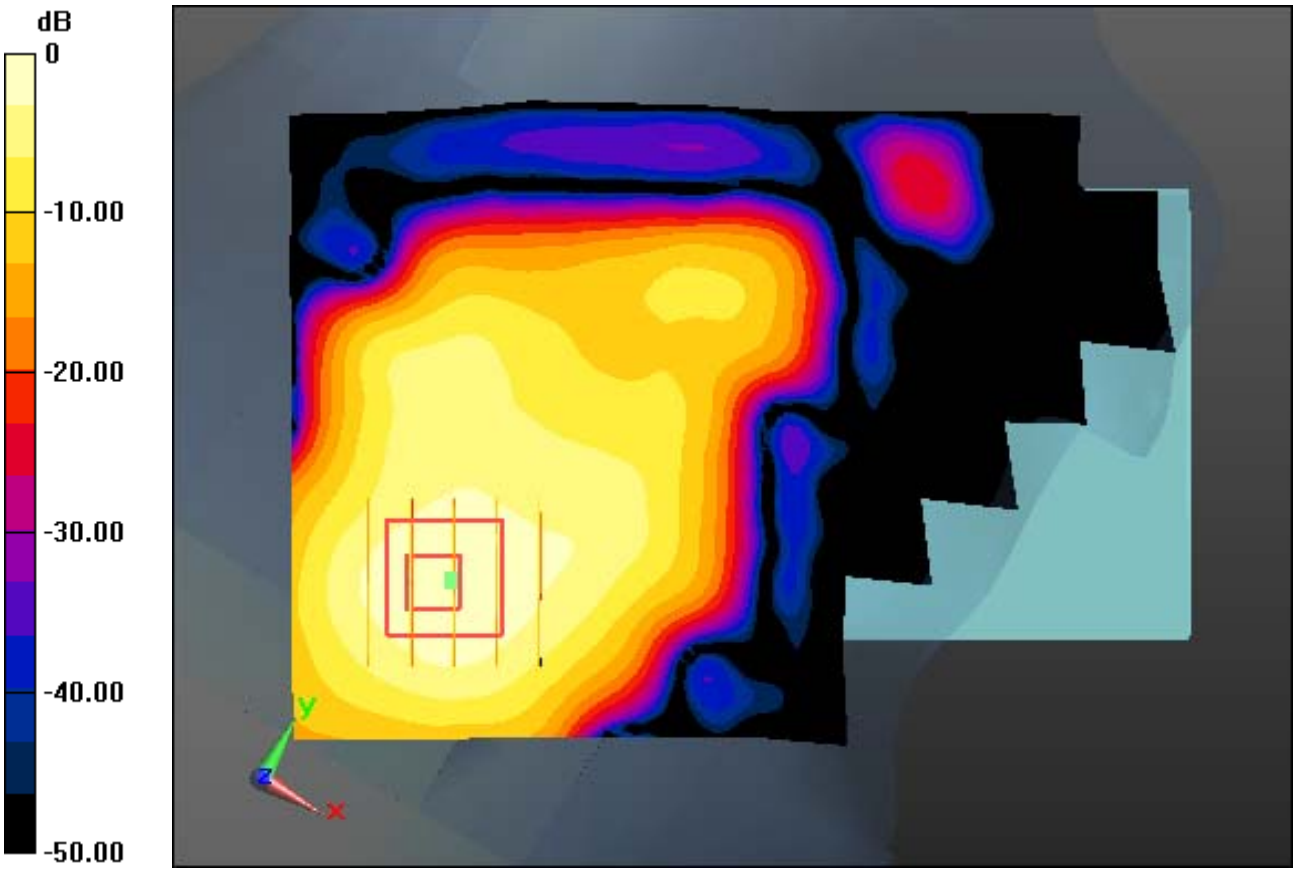

0 dB = 0.198 W/kg

DT&C Co., Ltd.

DUT: PM80; Type: PDA

Communication System: W-LAN 2.4G(802.11b/g/n20, 40) (0); Frequency: 2412 MHz;Duty Cycle: 1:1
Medium parameters used: f = 2412 MHz; σ = 1.816 S/m; ε_r = 40.22; ρ = 1000 kg/m^3
Phantom section: Right Section

DASY5 Configuration:
Probe: EX3DV4 - SN3866; ConvF(6.85, 6.85, 6.85); Calibrated: 2015-05-27; Electronics: DAE4 Sn1335
Phantom: SAM with CRP_20120521; Type: SAM; Serial: 1679
Measurement SW: DASY52, Version 52.8 (8); SEMCAD X Version 14.6.10 (7331)

Test Date: 2015-10-28; Ambient Temp: 21.5; Tissue Temp: 21.8

Right Touch,W-LAN(802.11b) Ch.1, Ant Internal, Standard Battery

Area Scan (81x121x1): Interpolated grid: dx=12mm, dy=12mm
Zoom Scan (5x5x7)/Cube 0: Measurement grid: dx=5mm, dy=5mm, dz=5mm
Power Drift = 0.14 dB
Peak SAR (extrapolated) = 0.272 W/kg
SAR(1 g) = 0.144 W/kg; SAR(10 g) = 0.073 W/kg

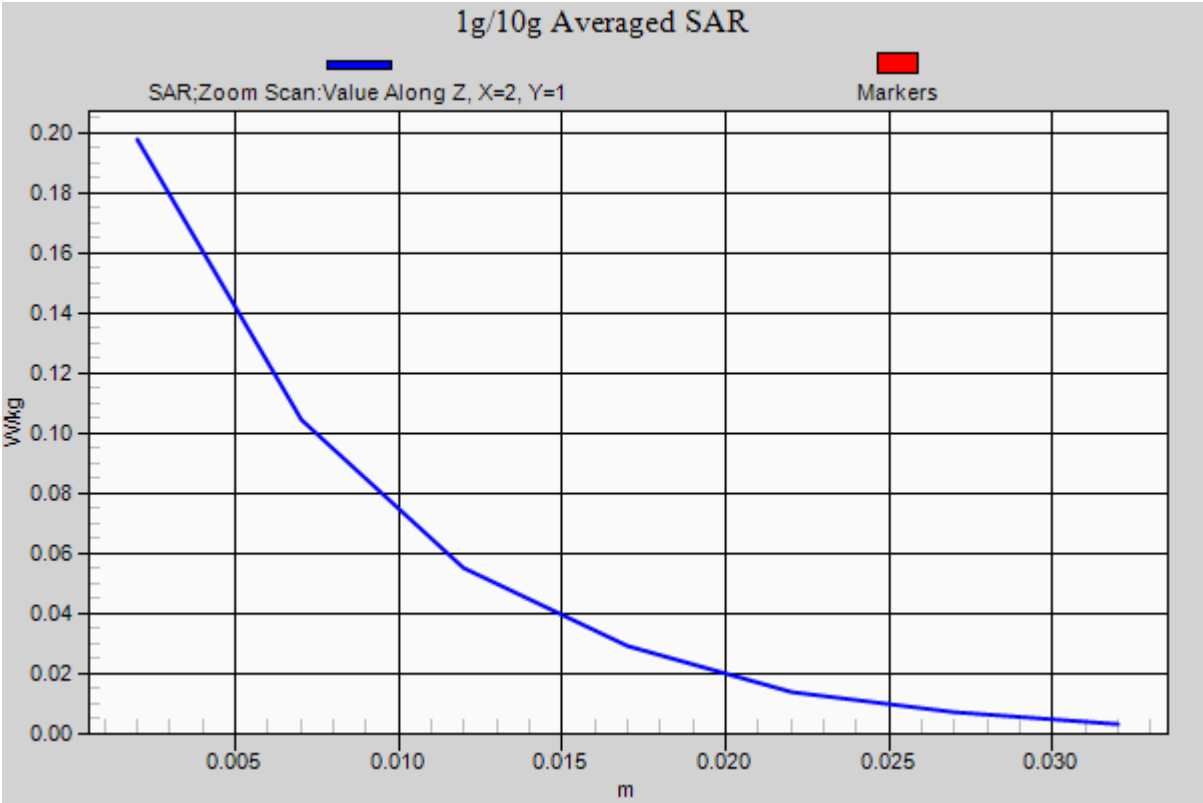

DT&C Co., Ltd.

DUT: PM80; Type: PDA

Communication System: W-LAN_5 GHz(FCC) (0); Frequency: 5300 MHz;Duty Cycle: 1:1
Medium parameters used: f = 5300 MHz; σ = 4.807 S/m; ε_r = 37.149; ρ = 1000 kg/m^3
Phantom section: Right Section

DASY5 Configuration:
Probe: EX3DV4 - SN3866; ConvF(5.02, 5.02, 5.02); Calibrated: 5/27/2015; Electronics: DAE4 Sn1335
Phantom: SAM with CRP_20120521; Type: SAM; Serial: 1679
Measurement SW: DASY52, Version 52.8 (8); SEMCAD X Version 14.6.10 (7331)

Test Date: 2015-10-29; Ambient Temp: 21.4; Tissue Temp: 21.9

Right Touch, W-LAN(802.11a-5.3G) Ch. 60, Ant Internal, Standard Battery

Area Scan (81x121x1): Interpolated grid: dx=10 mm, dy=10 mm
Zoom Scan (7x7x11)/Cube 0: Measurement grid: dx=4mm, dy=4mm, dz=2mm
Power Drift = -0.01 dB
Peak SAR (extrapolated) = 0.239 W/kg
SAR(1 g) = 0.117 W/kg; SAR(10 g) = 0.050 W/kg

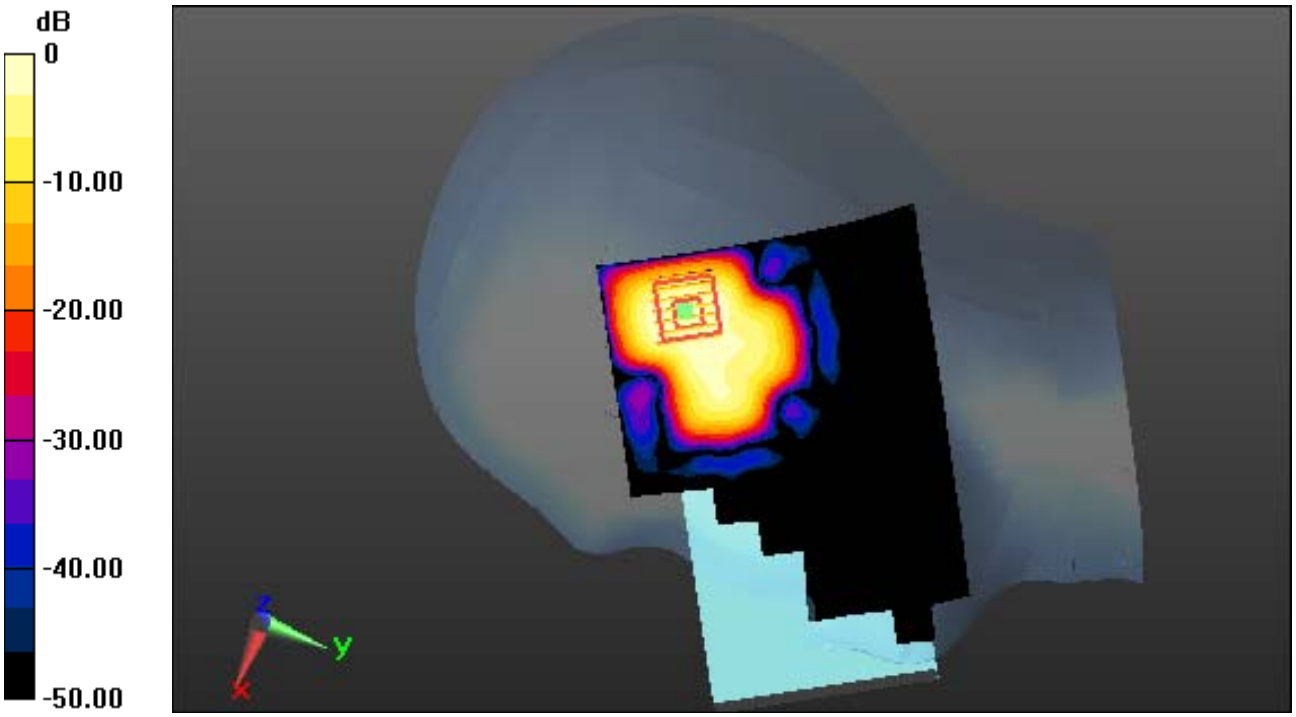

0 dB = 0.177 W/kg

DT&C Co., Ltd.

DUT: PM80; Type: PDA

Communication System: W-LAN_5 GHz(FCC) (0); Frequency: 5300 MHz;Duty Cycle: 1:1
Medium parameters used: f = 5300 MHz; σ = 4.807 S/m; ε_r = 37.149; ρ = 1000 kg/m^3
Phantom section: Right Section

DASY5 Configuration:
Probe: EX3DV4 - SN3866; ConvF(5.02, 5.02, 5.02); Calibrated: 5/27/2015; Electronics: DAE4 Sn1335
Phantom: SAM with CRP_20120521; Type: SAM; Serial: 1679
Measurement SW: DASY52, Version 52.8 (8); SEMCAD X Version 14.6.10 (7331)

Test Date: 2015-10-29; Ambient Temp: 21.4; Tissue Temp: 21.9

Right Touch, W-LAN(802.11a-5.3G) Ch. 60, Ant Internal, Standard Battery

With Enlarge plot image

Area Scan (81x121x1): Interpolated grid: dx=10 mm, dy=10 mm
Zoom Scan (7x7x11)/Cube 0: Measurement grid: dx=4mm, dy=4mm, dz=2mm
Power Drift = -0.01 dB
Peak SAR (extrapolated) = 0.239 W/kg
SAR(1 g) = 0.117 W/kg; SAR(10 g) = 0.050 W/kg



0 dB = 0.177 W/kg

DT&C Co., Ltd.

DUT: PM80; Type: PDA

Communication System: W-LAN_5 GHz(FCC) (0); Frequency: 5300 MHz;Duty Cycle: 1:1
Medium parameters used: f = 5300 MHz; σ = 4.807 S/m; ε_r = 37.149; ρ = 1000 kg/m^3
Phantom section: Right Section

DASY5 Configuration:
Probe: EX3DV4 - SN3866; ConvF(5.02, 5.02, 5.02); Calibrated: 5/27/2015; Electronics: DAE4 Sn1335
Phantom: SAM with CRP_20120521; Type: SAM; Serial: 1679
Measurement SW: DASY52, Version 52.8 (8); SEMCAD X Version 14.6.10 (7331)

Test Date: 2015-10-29; Ambient Temp: 21.4; Tissue Temp: 21.9

Right Touch, W-LAN(802.11a-5.3G) Ch. 60, Ant Internal, Standard Battery

Area Scan (81x121x1): Interpolated grid: dx=10 mm, dy=10 mm
Zoom Scan (7x7x11)/Cube 0: Measurement grid: dx=4mm, dy=4mm, dz=2mm
Power Drift = -0.01 dB
Peak SAR (extrapolated) = 0.239 W/kg
SAR(1 g) = 0.117 W/kg; SAR(10 g) = 0.050 W/kg

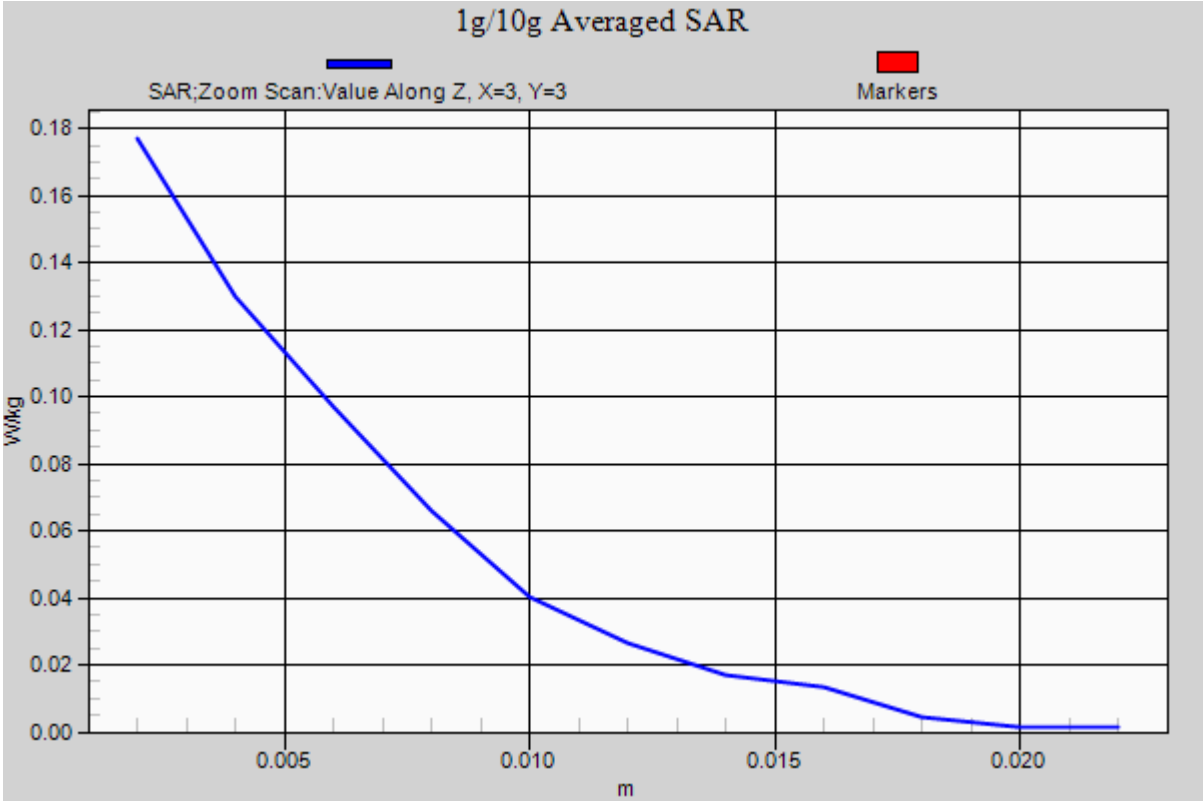

DT&C Co., Ltd.

DUT: PM80; Type: PDA

Communication System: W-LAN_5 GHz(FCC) (0); Frequency: 5500 MHz;Duty Cycle: 1:1
Medium parameters used: f = 5500 MHz; σ = 4.922 S/m; ε_r = 36.036; ρ = 1000 kg/m^3
Phantom section: Right Section

DASY5 Configuration:
Probe: EX3DV4 - SN3866; ConvF(4.5, 4.5, 4.5); Calibrated: 5/27/2015; Electronics: DAE4 Sn1335
Phantom: SAM with CRP_20120521; Type: SAM; Serial: 1679
Measurement SW: DASY52, Version 52.8 (8); SEMCAD X Version 14.6.10 (7331)

Test Date: 2015-10-30; Ambient Temp: 21.3; Tissue Temp: 21.7

Right Touch, W-LAN(802.11a-5.6G) Ch. 100, Ant Internal

Area Scan (81x121x1): Interpolated grid: dx=10mm, dy=10mm
Zoom Scan (7x7x11)/Cube 0: Measurement grid: dx=4mm, dy=4mm, dz=2mm
Power Drift = -0.15 dB
Peak SAR (extrapolated) = 0.273 W/kg
SAR(1 g) = 0.146 W/kg; SAR(10 g) = 0.064 W/kg

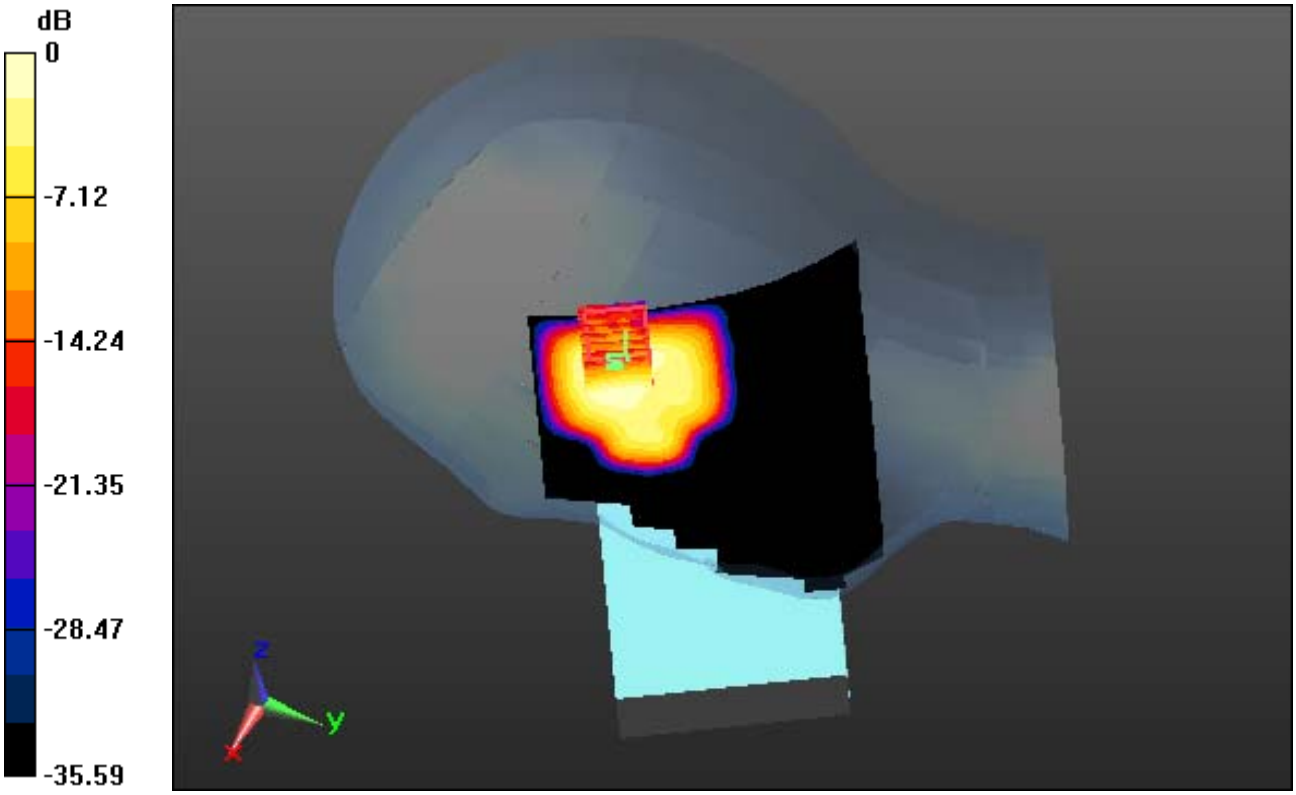

0 dB = 0.217 W/kg

DT&C Co., Ltd.

DUT: PM80; Type: PDA

Communication System: W-LAN_5 GHz(FCC) (0); Frequency: 5500 MHz;Duty Cycle: 1:1
Medium parameters used: f = 5500 MHz; σ = 4.922 S/m; ε_r = 36.036; ρ = 1000 kg/m^3
Phantom section: Right Section

DASY5 Configuration:
Probe: EX3DV4 - SN3866; ConvF(4.5, 4.5, 4.5); Calibrated: 5/27/2015; Electronics: DAE4 Sn1335
Phantom: SAM with CRP_20120521; Type: SAM; Serial: 1679
Measurement SW: DASY52, Version 52.8 (8); SEMCAD X Version 14.6.10 (7331)

Test Date: 2015-10-30; Ambient Temp: 21.3; Tissue Temp: 21.7

Right Touch, W-LAN(802.11a-5.6G) Ch. 100, Ant Internal

With Enlarge Plot image

Area Scan (81x121x1): Interpolated grid: dx=10mm, dy=10mm
Zoom Scan (7x7x11)/Cube 0: Measurement grid: dx=4mm, dy=4mm, dz=2mm
Power Drift = -0.15 dB
Peak SAR (extrapolated) = 0.273 W/kg
SAR(1 g) = 0.146 W/kg; SAR(10 g) = 0.064 W/kg



0 dB = 0.217 W/kg

DT&C Co., Ltd.

DUT: PM80; Type: PDA

Communication System: W-LAN_5 GHz(FCC) (0); Frequency: 5500 MHz;Duty Cycle: 1:1
Medium parameters used: f = 5500 MHz; σ = 4.922 S/m; ε_r = 36.036; ρ = 1000 kg/m^3
Phantom section: Right Section

DASY5 Configuration:
Probe: EX3DV4 - SN3866; ConvF(4.5, 4.5, 4.5); Calibrated: 5/27/2015; Electronics: DAE4 Sn1335
Phantom: SAM with CRP_20120521; Type: SAM; Serial: 1679
Measurement SW: DASY52, Version 52.8 (8); SEMCAD X Version 14.6.10 (7331)

Test Date: 2015-10-30; Ambient Temp: 21.3; Tissue Temp: 21.7

Right Touch, W-LAN(802.11a-5.6G) Ch. 100, Ant Internal

Area Scan (81x121x1): Interpolated grid: dx=10mm, dy=10mm
Zoom Scan (7x7x11)/Cube 0: Measurement grid: dx=4mm, dy=4mm, dz=2mm
Power Drift = -0.15 dB
Peak SAR (extrapolated) = 0.273 W/kg
SAR(1 g) = 0.146 W/kg; SAR(10 g) = 0.064 W/kg

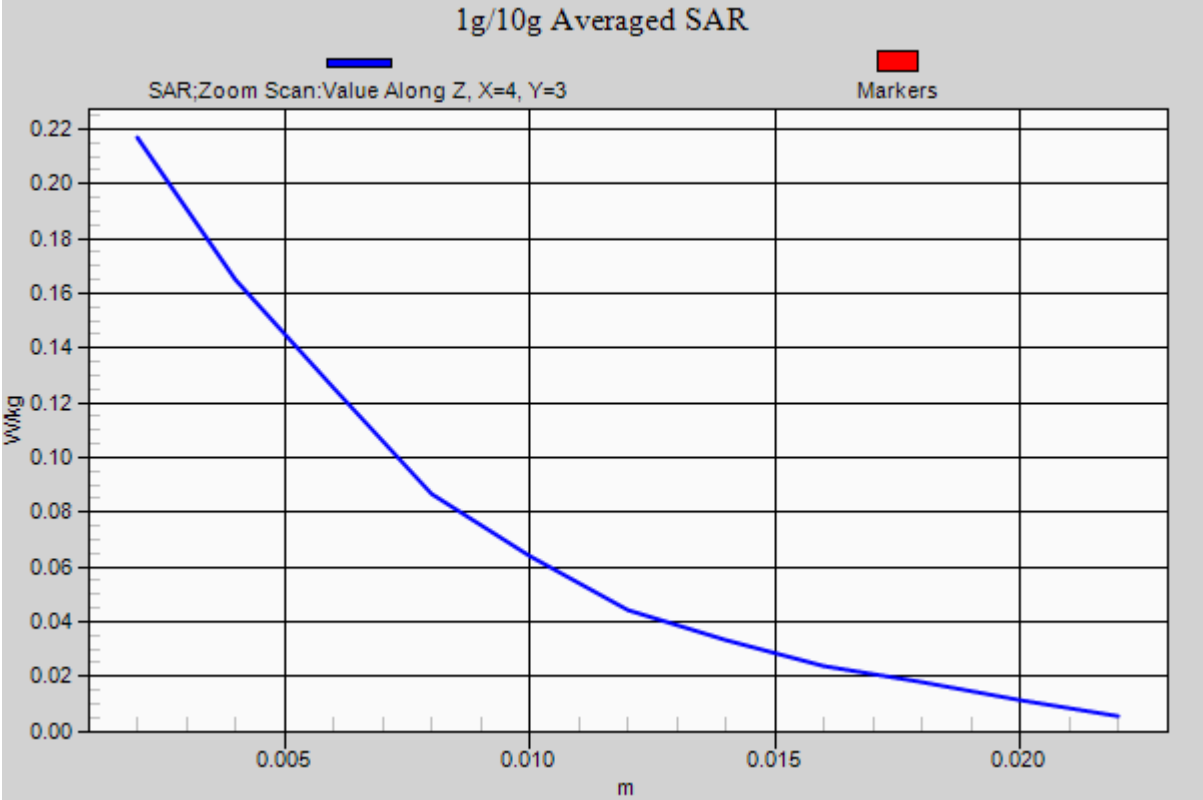

DT&C Co., Ltd.

DUT: PM80; Type: PDA

Communication System: W-LAN_5 GHz(FCC) (0); Frequency: 5745 MHz;Duty Cycle: 1:1
Medium parameters used: f = 5745 MHz; σ = 5.211 S/m; ε_r = 36.177; ρ = 1000 kg/m^3
Phantom section: Right Section

DASY5 Configuration:
Probe: EX3DV4 - SN3866; ConvF(4.57, 4.57, 4.57); Calibrated: 5/27/2015; Electronics: DAE4 Sn1335
Phantom: SAM with CRP_20120521; Type: SAM; Serial: 1679
Measurement SW: DASY52, Version 52.8 (8); SEMCAD X Version 14.6.10 (7331)

Test Date: 2015-11-02; Ambient Temp: 21.4; Tissue Temp: 21.7

Right Touch, W-LAN(802.11a-5.8G) Ch. 149, Ant Internal

Area Scan (81x121x1): Interpolated grid: dx=10mm, dy=10mm
Zoom Scan (7x7x11)/Cube 0: Measurement grid: dx=4mm, dy=4mm, dz=2mm
Power Drift = 0.03 dB
Peak SAR (extrapolated) = 0.267 W/kg
SAR(1 g) = 0.136 W/kg; SAR(10 g) = 0.059 W/kg

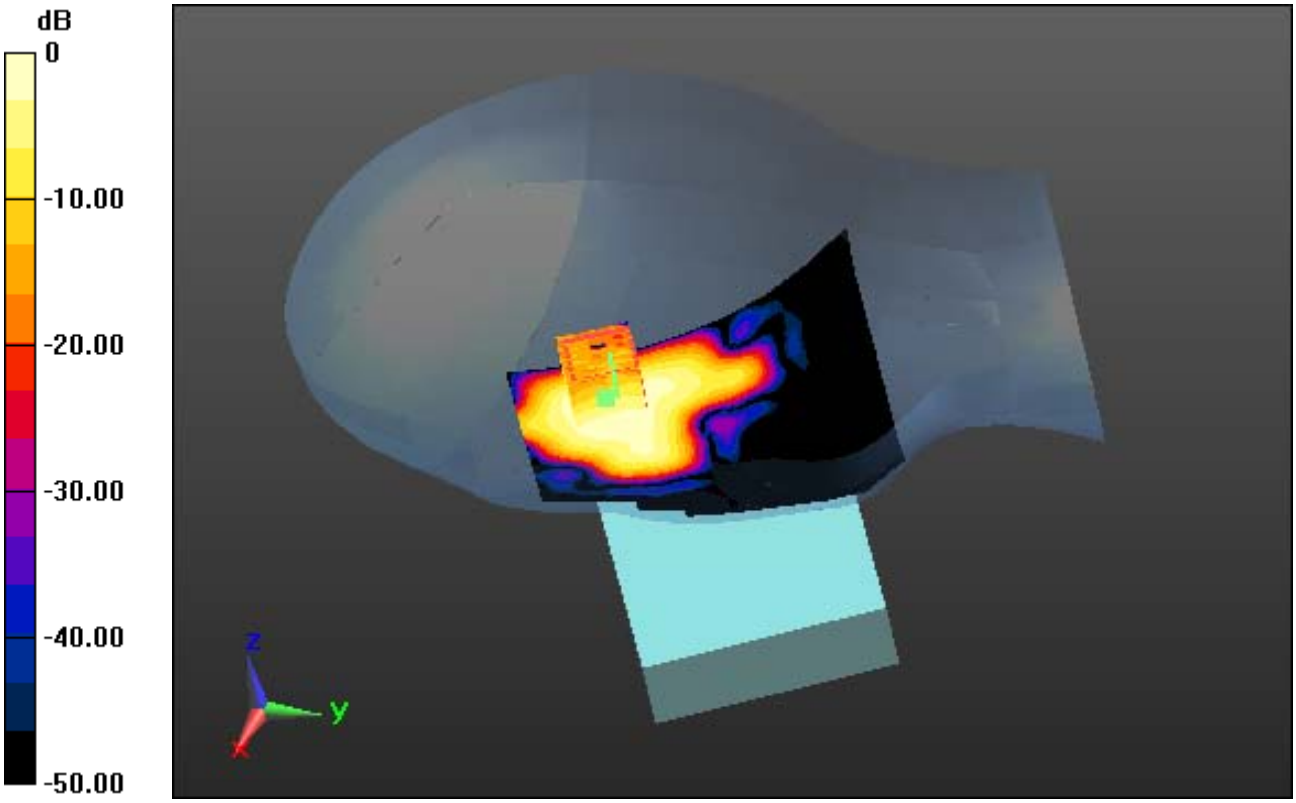

0 dB = 0.206 W/kg

DT&C Co., Ltd.

DUT: PM80; Type: PDA

Communication System: W-LAN_5 GHz(FCC) (0); Frequency: 5745 MHz;Duty Cycle: 1:1
Medium parameters used: f = 5745 MHz; σ = 5.211 S/m; ε_r = 36.177; ρ = 1000 kg/m^3
Phantom section: Right Section

DASY5 Configuration:
Probe: EX3DV4 - SN3866; ConvF(4.57, 4.57, 4.57); Calibrated: 5/27/2015; Electronics: DAE4 Sn1335
Phantom: SAM with CRP_20120521; Type: SAM; Serial: 1679
Measurement SW: DASY52, Version 52.8 (8); SEMCAD X Version 14.6.10 (7331)

Test Date: 2015-11-02; Ambient Temp: 21.4; Tissue Temp: 21.7

Right Touch, W-LAN(802.11a-5.8G) Ch. 149, Ant Internal

With Enlarge Plot image

Area Scan (81x121x1): Interpolated grid: dx=10mm, dy=10mm
Zoom Scan (7x7x11)/Cube 0: Measurement grid: dx=4mm, dy=4mm, dz=2mm
Power Drift = 0.03 dB
Peak SAR (extrapolated) = 0.267 W/kg
SAR(1 g) = 0.136 W/kg; SAR(10 g) = 0.059 W/kg

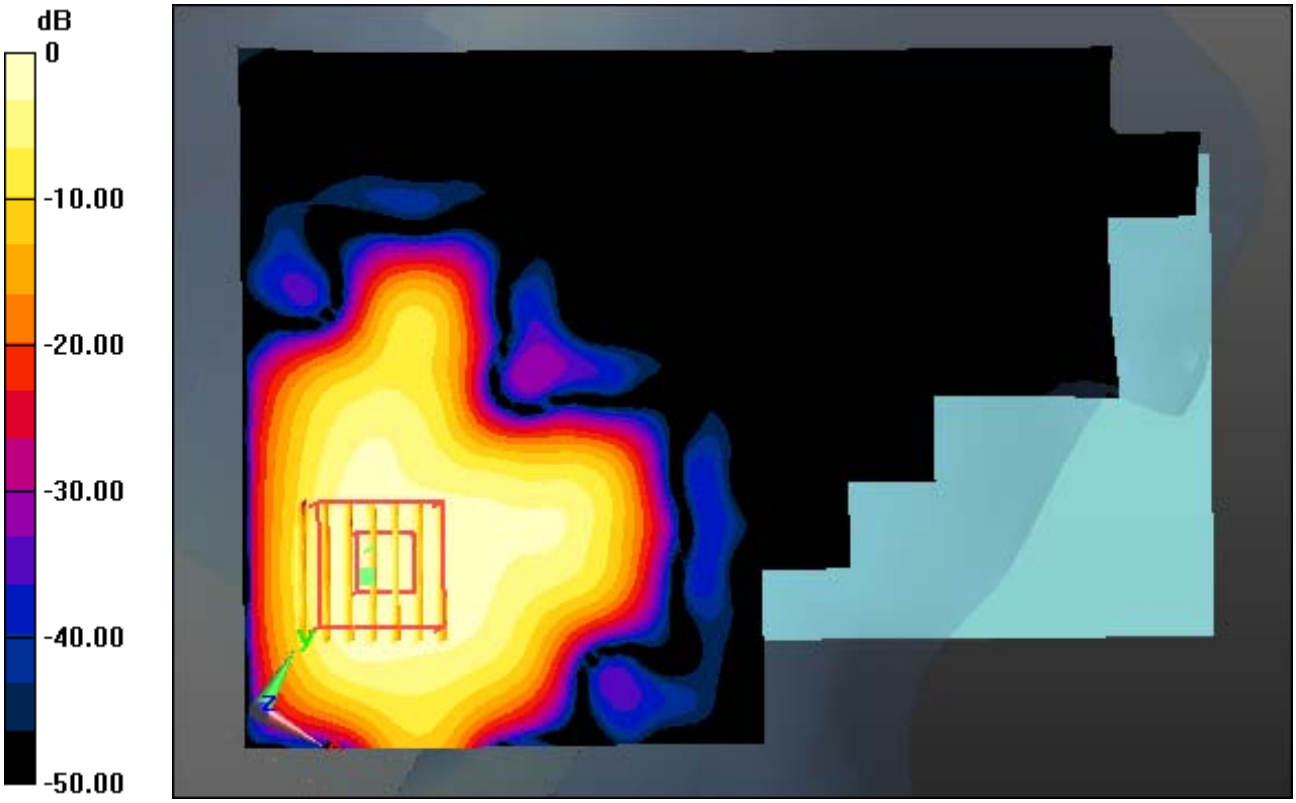

0 dB = 0.206 W/kg

DT&C Co., Ltd.

DUT: PM80; Type: PDA

Communication System: W-LAN_5 GHz(FCC) (0); Frequency: 5745 MHz;Duty Cycle: 1:1
Medium parameters used: f = 5745 MHz; σ = 5.211 S/m; ε_r = 36.177; ρ = 1000 kg/m^3
Phantom section: Right Section

DASY5 Configuration:
Probe: EX3DV4 - SN3866; ConvF(4.57, 4.57, 4.57); Calibrated: 5/27/2015; Electronics: DAE4 Sn1335
Phantom: SAM with CRP_20120521; Type: SAM; Serial: 1679
Measurement SW: DASY52, Version 52.8 (8); SEMCAD X Version 14.6.10 (7331)

Test Date: 2015-11-02; Ambient Temp: 21.4; Tissue Temp: 21.7

Right Touch, W-LAN(802.11a-5.8G) Ch. 149, Ant Internal

Area Scan (81x121x1): Interpolated grid: dx=10mm, dy=10mm
Zoom Scan (7x7x11)/Cube 0: Measurement grid: dx=4mm, dy=4mm, dz=2mm
Power Drift = 0.03 dB
Peak SAR (extrapolated) = 0.267 W/kg
SAR(1 g) = 0.136 W/kg; SAR(10 g) = 0.059 W/kg

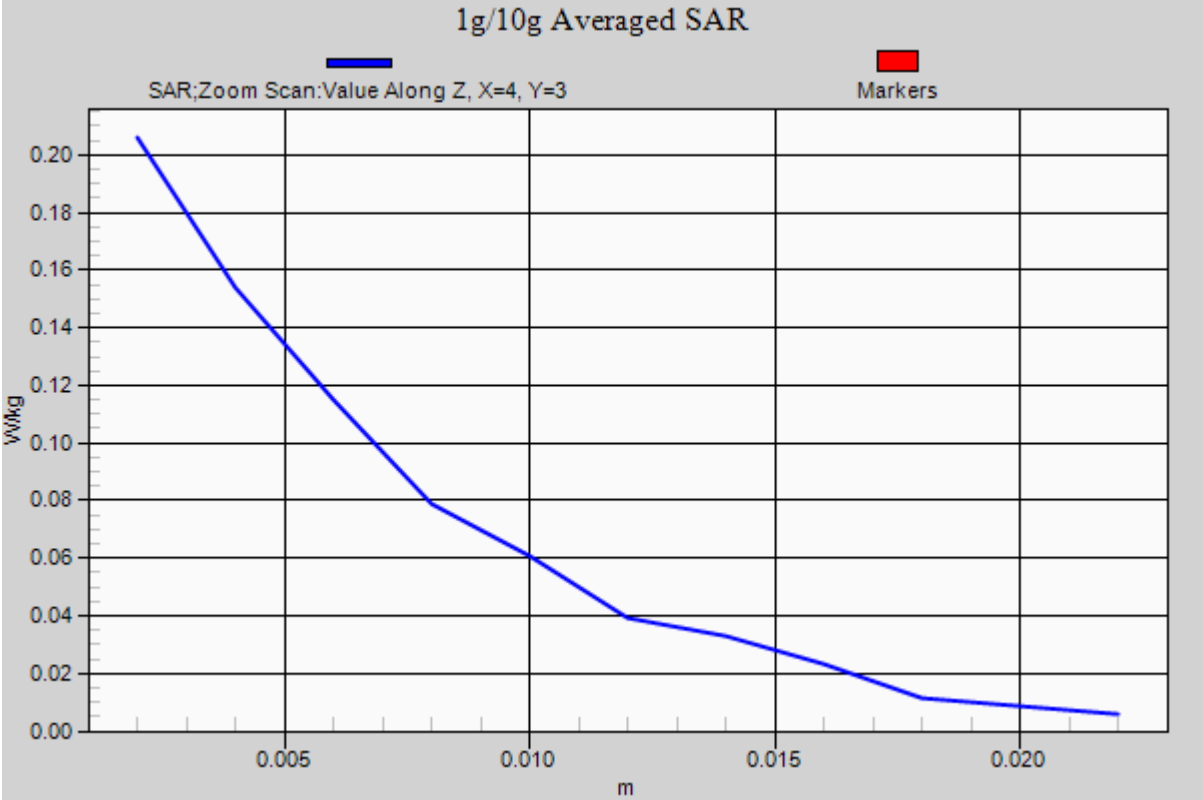

DT&C Co., Ltd.

DUT: PM80; Type: PDA

Communication System: GSM 850 (0); Frequency: 836.6 MHz;Duty Cycle: 1:8.3
Medium parameters used: f = 836.6 MHz; σ = 0.99 S/m; ε_r = 53.681; ρ = 1000 kg/m^3
Phantom section: Flat Section

DASY5 Configuration:
Probe: EX3DV4 - SN3930; ConvF(9.49, 9.49, 9.49); Calibrated: 7/22/2015; Electronics: DAE4 Sn1335
Phantom: SAM with CRP_20120521; Type: SAM; Serial: 1679
Measurement SW: DASY52, Version 52.8 (8); SEMCAD X Version 14.6.10 (7331)

Test Date: 2015-10-19; Ambient Temp: 21.1 Tissue Temp:21.6

1.0 cm space from Body, Rear, GSM850 Ch. 190, Ant Internal

Area Scan (81x131x1): Interpolated grid: dx=15 mm, dy=15 mm
Zoom Scan (5x5x7)/Cube 0: Measurement grid: dx=8mm, dy=8mm, dz=5mm
Power Drift = 0.09 dB
Peak SAR (extrapolated) = 0.743 W/kg
SAR(1 g) = 0.415 W/kg; SAR(10 g) = 0.218 W/kg

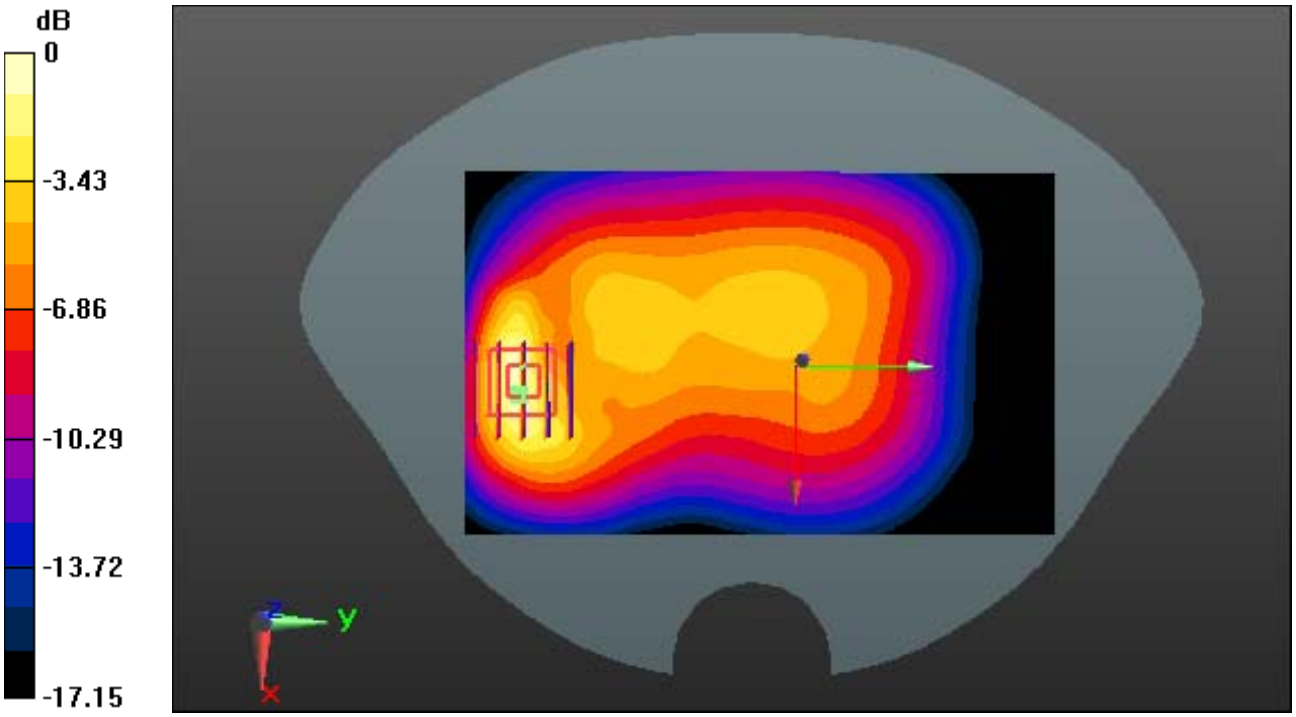

0 dB = 0.574 W/kg

DT&C Co., Ltd.

DUT: PM80; Type: PDA

Communication System: GSM 850 (0); Frequency: 836.6 MHz;Duty Cycle: 1:8.3
Medium parameters used: f = 836.6 MHz; σ = 0.99 S/m; ε_r = 53.681; ρ = 1000 kg/m^3
Phantom section: Flat Section

DASY5 Configuration:
Probe: EX3DV4 - SN3930; ConvF(9.49, 9.49, 9.49); Calibrated: 7/22/2015; Electronics: DAE4 Sn1335
Phantom: SAM with CRP_20120521; Type: SAM; Serial: 1679
Measurement SW: DASY52, Version 52.8 (8); SEMCAD X Version 14.6.10 (7331)

Test Date: 2015-10-19; Ambient Temp: 21.1 Tissue Temp:21.6

1.0 cm space from Body, Rear, GSM850 Ch. 190, Ant Internal

With Enlarge plot image

Area Scan (81x131x1): Interpolated grid: dx=15 mm, dy=15 mm
Zoom Scan (5x5x7)/Cube 0: Measurement grid: dx=8mm, dy=8mm, dz=5mm
Power Drift = 0.09 dB
Peak SAR (extrapolated) = 0.743 W/kg
SAR(1 g) = 0.415 W/kg; SAR(10 g) = 0.218 W/kg

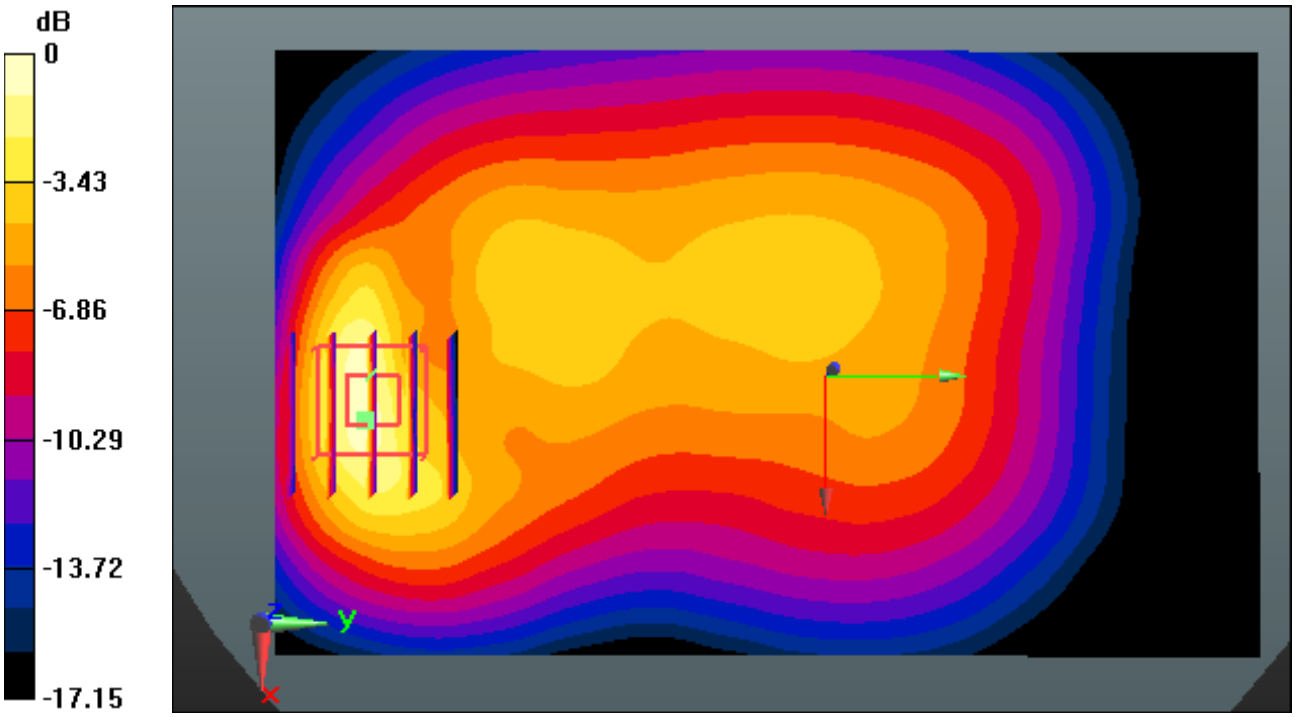

0 dB = 0.574 W/kg

DT&C Co., Ltd.

DUT: PM80; Type: PDA

Communication System: GSM 850 (0); Frequency: 836.6 MHz;Duty Cycle: 1:8.3
Medium parameters used: f = 836.6 MHz; σ = 0.99 S/m; ε_r = 53.681; ρ = 1000 kg/m^3
Phantom section: Flat Section

DASY5 Configuration:
Probe: EX3DV4 - SN3930; ConvF(9.49, 9.49, 9.49); Calibrated: 7/22/2015; Electronics: DAE4 Sn1335
Phantom: SAM with CRP_20120521; Type: SAM; Serial: 1679
Measurement SW: DASY52, Version 52.8 (8); SEMCAD X Version 14.6.10 (7331)

Test Date: 2015-10-19; Ambient Temp: 21.1 Tissue Temp:21.6

1.0 cm space from Body, Rear, GSM850 Ch. 190, Ant Internal

Area Scan (81x131x1): Interpolated grid: dx=15 mm, dy=15 mm
Zoom Scan (5x5x7)/Cube 0: Measurement grid: dx=8mm, dy=8mm, dz=5mm
Power Drift = 0.09 dB
Peak SAR (extrapolated) = 0.743 W/kg
SAR(1 g) = 0.415 W/kg; SAR(10 g) = 0.218 W/kg

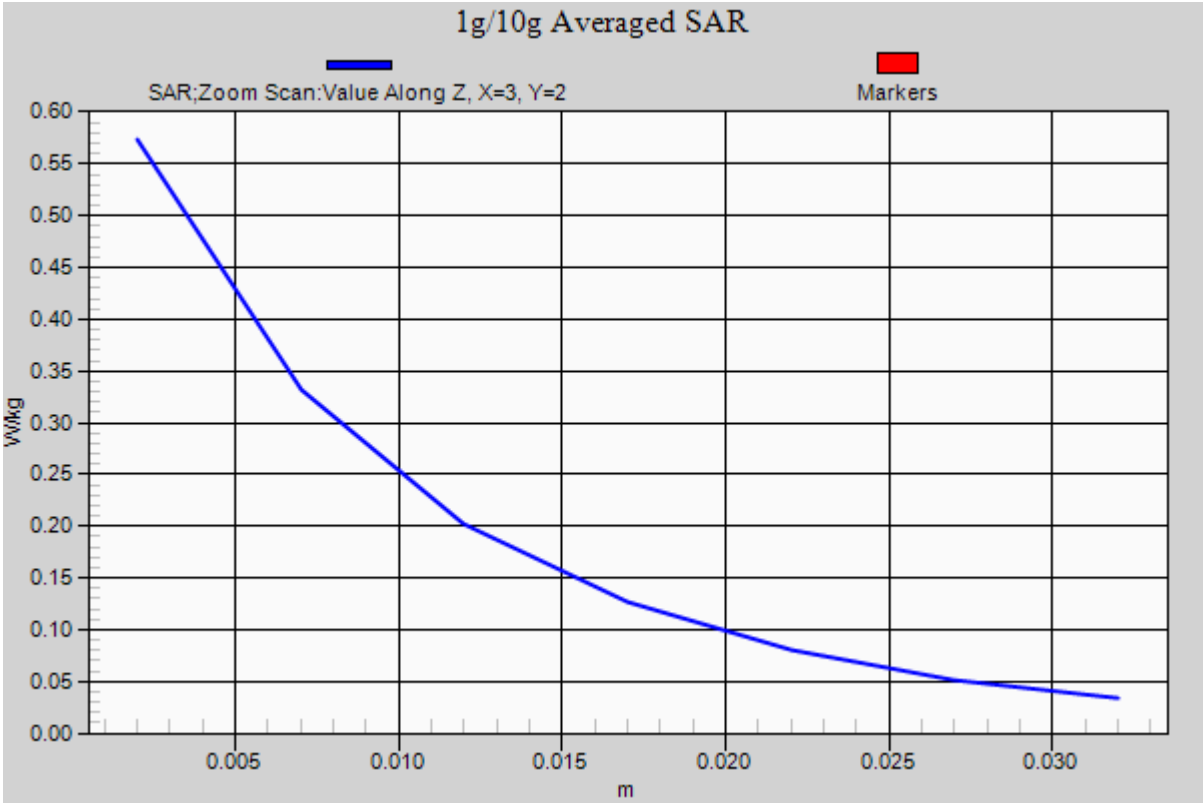

DT&C Co., Ltd.

DUT: PM80; Type: PDA

Communication System: GSM 850_11 (0); Frequency: 836.6 MHz;Duty Cycle: 1:2.77
Medium parameters used: f = 836.6 MHz; σ = 0.99 S/m; ε_r = 53.681; ρ = 1000 kg/m^3
Phantom section: Flat Section

DASY5 Configuration:
Probe: EX3DV4 - SN3930; ConvF(9.49, 9.49, 9.49); Calibrated: 7/22/2015; Electronics: DAE4 Sn1335
Phantom: SAM with CRP_20120521; Type: SAM; Serial: 1679
Measurement SW: DASY52, Version 52.8 (8); SEMCAD X Version 14.6.10 (7331)

Test Date: 2015-10-19; Ambient Temp: 21.1 Tissue Temp:21.6

1.0 cm space from Body, Rear, GSM850 GPRS 3Tx Ch. 190, Ant Internal

Area Scan (81x131x1): Interpolated grid: dx=15 mm, dy=15 mm
Zoom Scan (5x5x7)/Cube 0: Measurement grid: dx=8mm, dy=8mm, dz=5mm
Power Drift = 0.05 dB
Peak SAR (extrapolated) = 1.05 W/kg
SAR(1 g) = 0.590 W/kg; SAR(10 g) = 0.310 W/kg

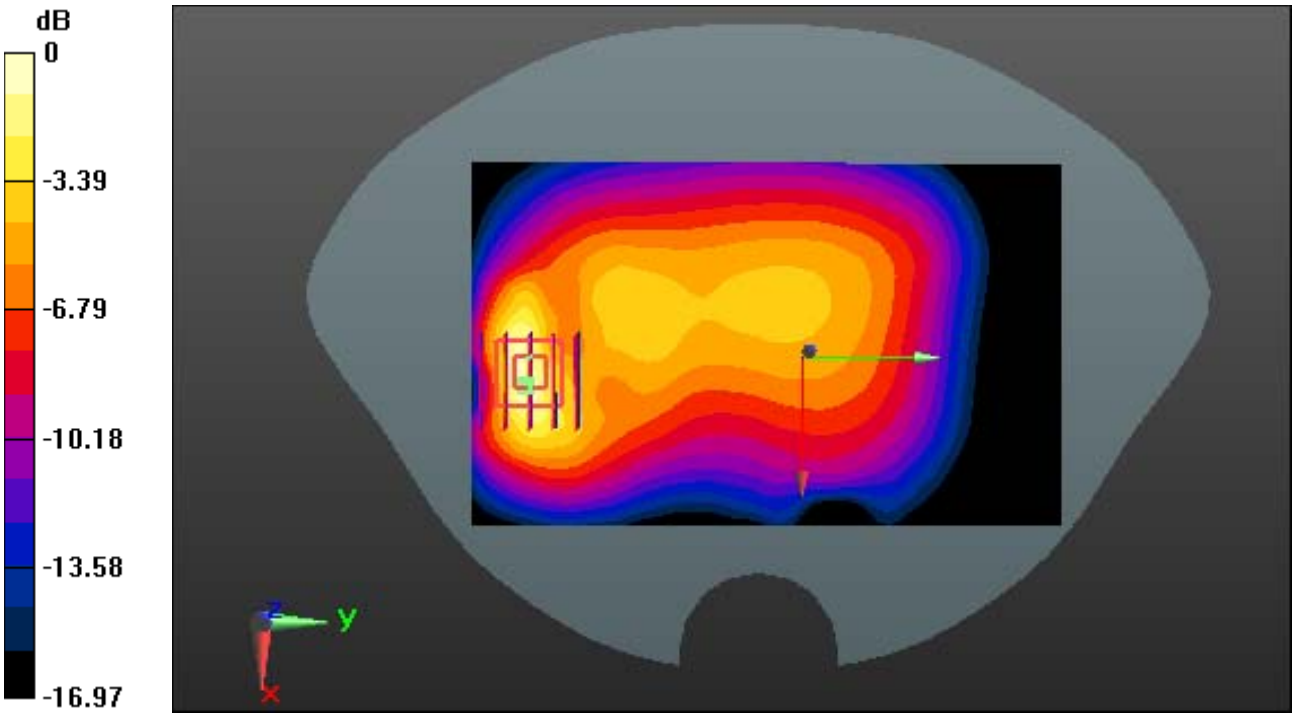

0 dB = 0.810 W/kg

DT&C Co., Ltd.

DUT: PM80; Type: PDA

Communication System: GSM 850_11 (0); Frequency: 836.6 MHz;Duty Cycle: 1:2.77
Medium parameters used: f = 836.6 MHz; σ = 0.99 S/m; ε_r = 53.681; ρ = 1000 kg/m^3
Phantom section: Flat Section

DASY5 Configuration:
Probe: EX3DV4 - SN3930; ConvF(9.49, 9.49, 9.49); Calibrated: 7/22/2015; Electronics: DAE4 Sn1335
Phantom: SAM with CRP_20120521; Type: SAM; Serial: 1679
Measurement SW: DASY52, Version 52.8 (8); SEMCAD X Version 14.6.10 (7331)

Test Date: 2015-10-19; Ambient Temp: 21.1 Tissue Temp:21.6

1.0 cm space from Body, Rear, GSM850 GPRS 3Tx Ch. 190, Ant Internal

With Enlarge plot image

Area Scan (81x131x1): Interpolated grid: dx=15 mm, dy=15 mm
Zoom Scan (5x5x7)/Cube 0: Measurement grid: dx=8mm, dy=8mm, dz=5mm
Power Drift = 0.05 dB
Peak SAR (extrapolated) = 1.05 W/kg
SAR(1 g) = 0.590 W/kg; SAR(10 g) = 0.310 W/kg

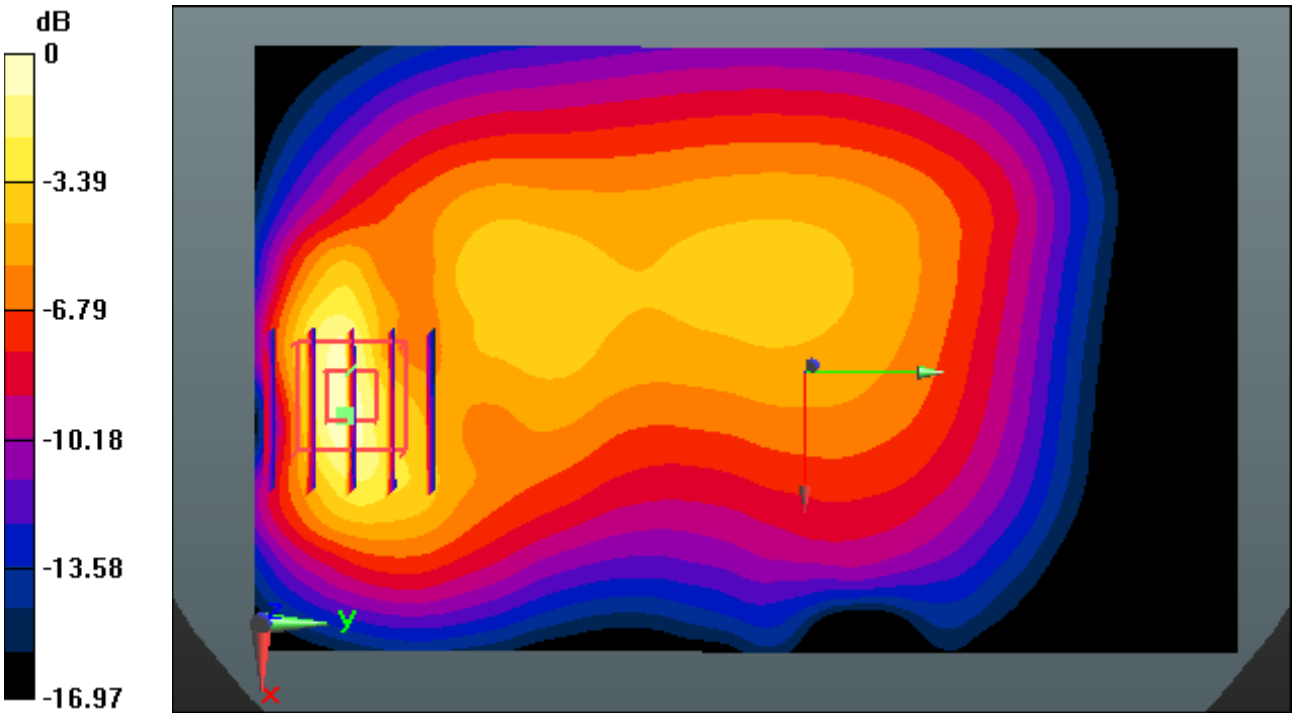

0 dB = 0.810 W/kg

DT&C Co., Ltd.

DUT: PM80; Type: PDA

Communication System: GSM 850_11 (0); Frequency: 836.6 MHz;Duty Cycle: 1:2.77
Medium parameters used: f = 836.6 MHz; σ = 0.99 S/m; ε_r = 53.681; ρ = 1000 kg/m^3
Phantom section: Flat Section

DASY5 Configuration:
Probe: EX3DV4 - SN3930; ConvF(9.49, 9.49, 9.49); Calibrated: 7/22/2015; Electronics: DAE4 Sn1335
Phantom: SAM with CRP_20120521; Type: SAM; Serial: 1679
Measurement SW: DASY52, Version 52.8 (8); SEMCAD X Version 14.6.10 (7331)

Test Date: 2015-10-19; Ambient Temp: 21.1 Tissue Temp:21.6

1.0 cm space from Body, Rear, GSM850 GPRS 3Tx Ch. 190, Ant Internal

Area Scan (81x131x1): Interpolated grid: dx=15 mm, dy=15 mm
Zoom Scan (5x5x7)/Cube 0: Measurement grid: dx=8mm, dy=8mm, dz=5mm
Power Drift = 0.05 dB
Peak SAR (extrapolated) = 1.05 W/kg
SAR(1 g) = 0.590 W/kg; SAR(10 g) = 0.310 W/kg

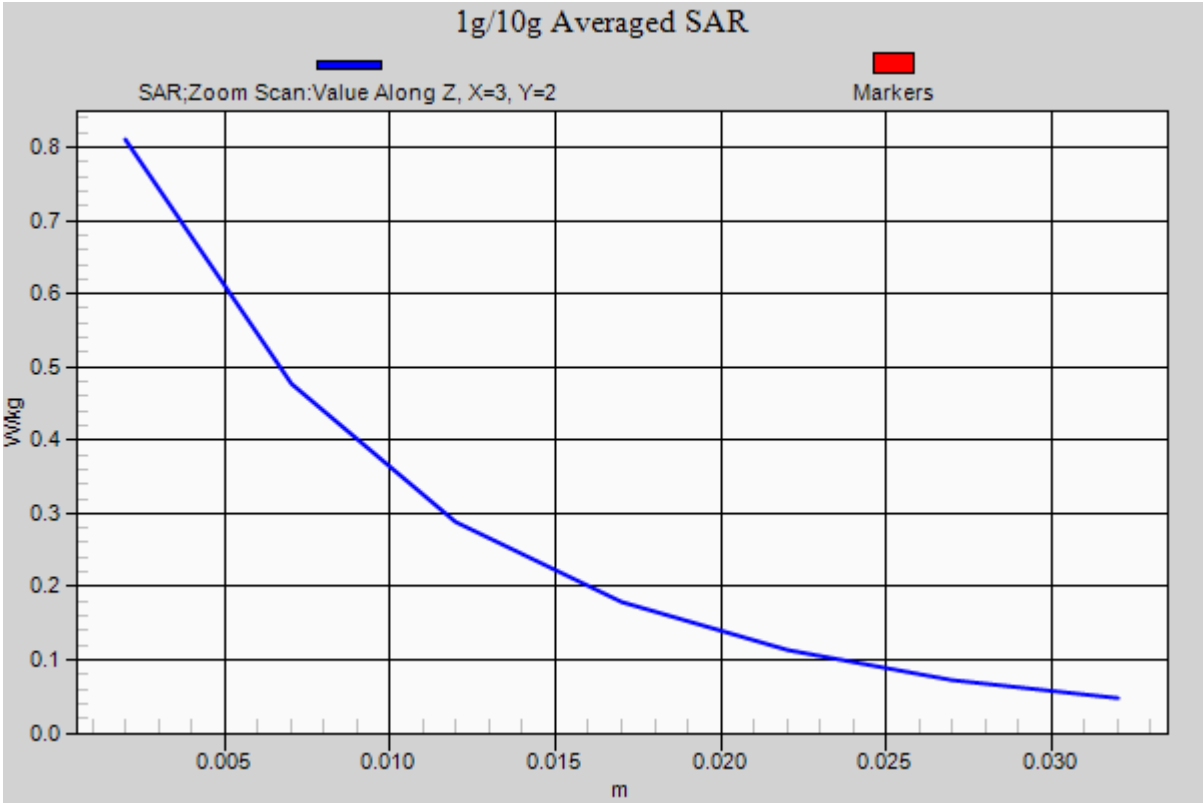

DT&C Co., Ltd.

DUT: PM80; Type: PDA

Communication System: PCS 1900 (0); Frequency: 1880 MHz;Duty Cycle: 1:8.30042
Medium parameters used: f = 1880 MHz; σ = 1.497 S/m; ε_r = 52.182; ρ = 1000 kg/m^3
Phantom section: Flat Section

DASY5 Configuration:
Probe: EX3DV4 - SN3930; ConvF(7.78, 7.78, 7.78); Calibrated: 7/22/2015; Electronics: DAE4 Sn1335
Phantom: SAM with CRP_20120521; Type: SAM; Serial: 1679
Measurement SW: DASY52, Version 52.8 (8); SEMCAD X Version 14.6.10 (7331)

Test Date: 2015-10-20; Ambient Temp: 21.3 Tissue Temp:21.8

1.0 cm space from Body, Rear, PCS1900 Ch. 661, Ant Internal

Area Scan (81x131x1): Interpolated grid: dx=15 mm, dy=15 mm
Zoom Scan (5x5x7)/Cube 0: Measurement grid: dx=8mm, dy=8mm, dz=5mm
Power Drift = 0.02 dB
Peak SAR (extrapolated) = 0.385 W/kg
SAR(1 g) = 0.212 W/kg; SAR(10 g) = 0.114 W/kg

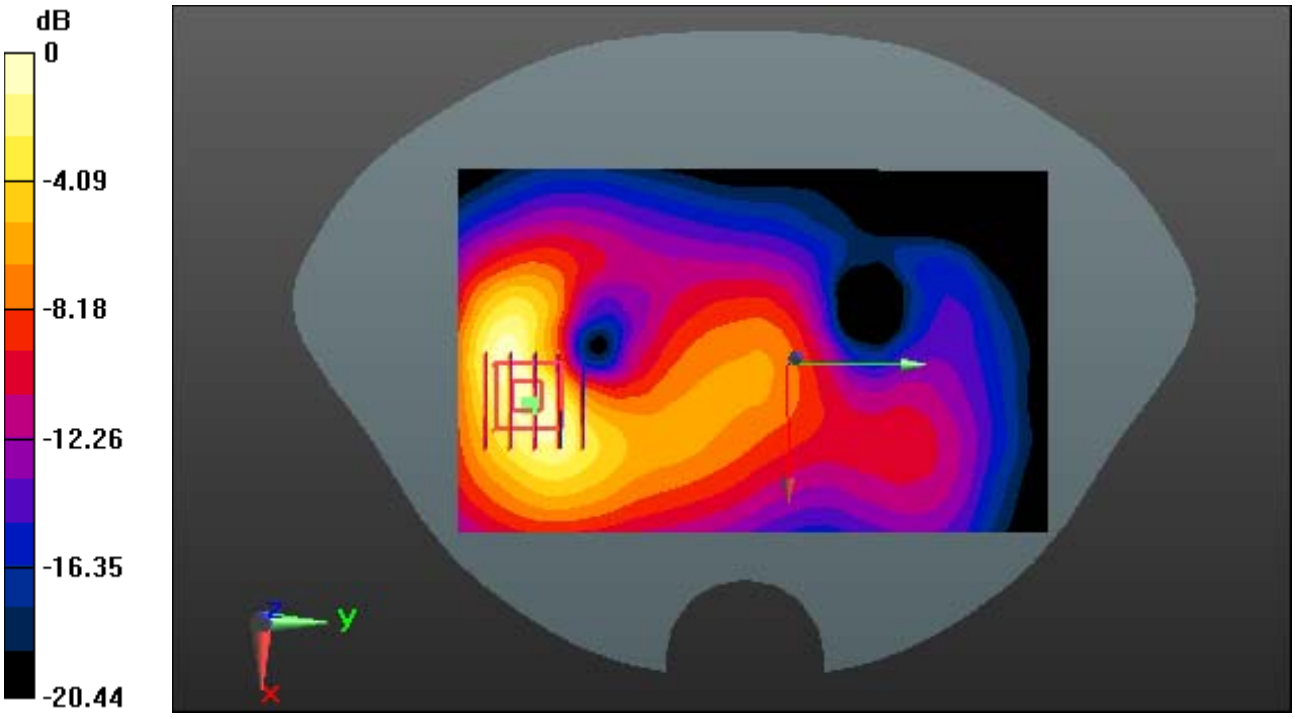

0 dB = 0.301 W/kg

DT&C Co., Ltd.

DUT: PM80; Type: PDA

Communication System: PCS 1900 (0); Frequency: 1880 MHz;Duty Cycle: 1:8.30042
Medium parameters used: f = 1880 MHz; σ = 1.497 S/m; ε_r = 52.182; ρ = 1000 kg/m^3
Phantom section: Flat Section

DASY5 Configuration:
Probe: EX3DV4 - SN3930; ConvF(7.78, 7.78, 7.78); Calibrated: 7/22/2015; Electronics: DAE4 Sn1335
Phantom: SAM with CRP_20120521; Type: SAM; Serial: 1679
Measurement SW: DASY52, Version 52.8 (8); SEMCAD X Version 14.6.10 (7331)

Test Date: 2015-10-20; Ambient Temp: 21.3 Tissue Temp:21.8

1.0 cm space from Body, Rear, PCS1900 Ch. 661, Ant Internal

With Enlarge plot image

Area Scan (81x131x1): Interpolated grid: dx=15 mm, dy=15 mm
Zoom Scan (5x5x7)/Cube 0: Measurement grid: dx=8mm, dy=8mm, dz=5mm
Power Drift = 0.02 dB
Peak SAR (extrapolated) = 0.385 W/kg
SAR(1 g) = 0.212 W/kg; SAR(10 g) = 0.114 W/kg

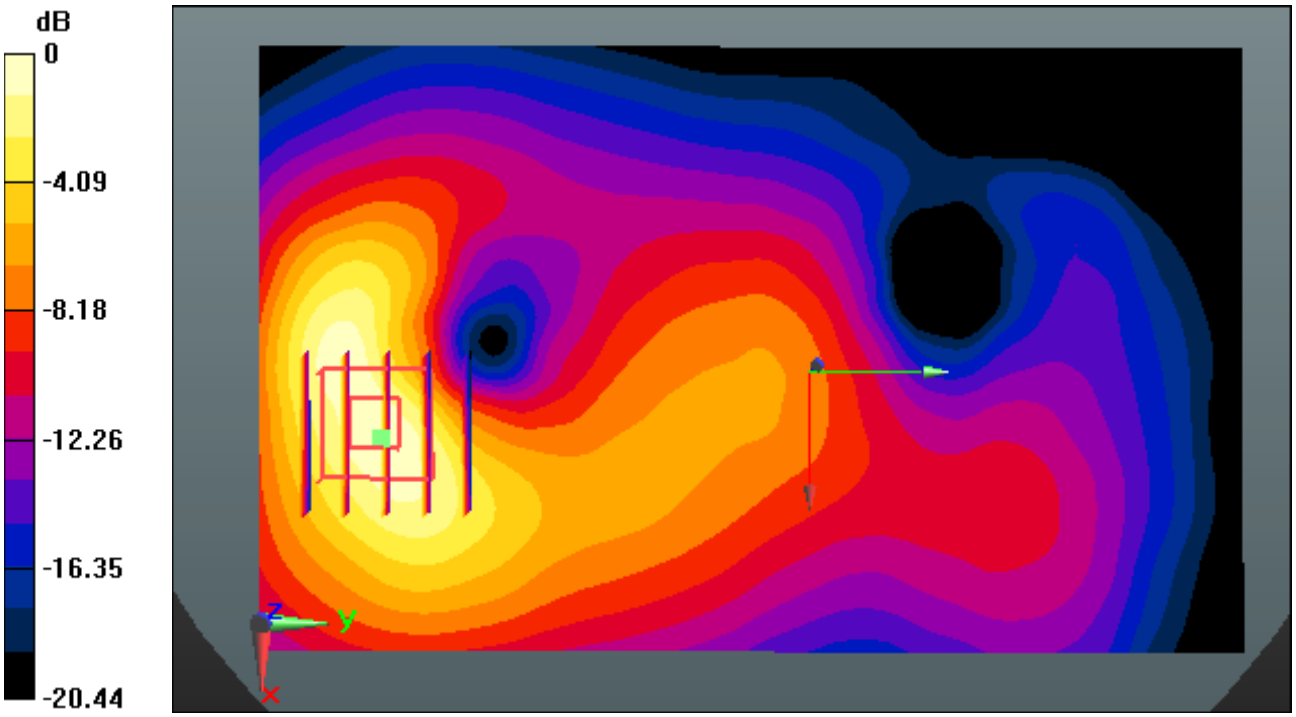

0 dB = 0.301 W/kg

DT&C Co., Ltd.

DUT: PM80; Type: PDA

Communication System: PCS 1900 (0); Frequency: 1880 MHz;Duty Cycle: 1:8.30042
Medium parameters used: f = 1880 MHz; σ = 1.497 S/m; ε_r = 52.182; ρ = 1000 kg/m^3
Phantom section: Flat Section

DASY5 Configuration:
Probe: EX3DV4 - SN3930; ConvF(7.78, 7.78, 7.78); Calibrated: 7/22/2015; Electronics: DAE4 Sn1335
Phantom: SAM with CRP_20120521; Type: SAM; Serial: 1679
Measurement SW: DASY52, Version 52.8 (8); SEMCAD X Version 14.6.10 (7331)

Test Date: 2015-10-20; Ambient Temp: 21.3 Tissue Temp:21.8

1.0 cm space from Body, Rear, PCS1900 Ch. 661, Ant Internal

Area Scan (81x131x1): Interpolated grid: dx=15 mm, dy=15 mm
Zoom Scan (5x5x7)/Cube 0: Measurement grid: dx=8mm, dy=8mm, dz=5mm
Power Drift = 0.02 dB
Peak SAR (extrapolated) = 0.385 W/kg
SAR(1 g) = 0.212 W/kg; SAR(10 g) = 0.114 W/kg

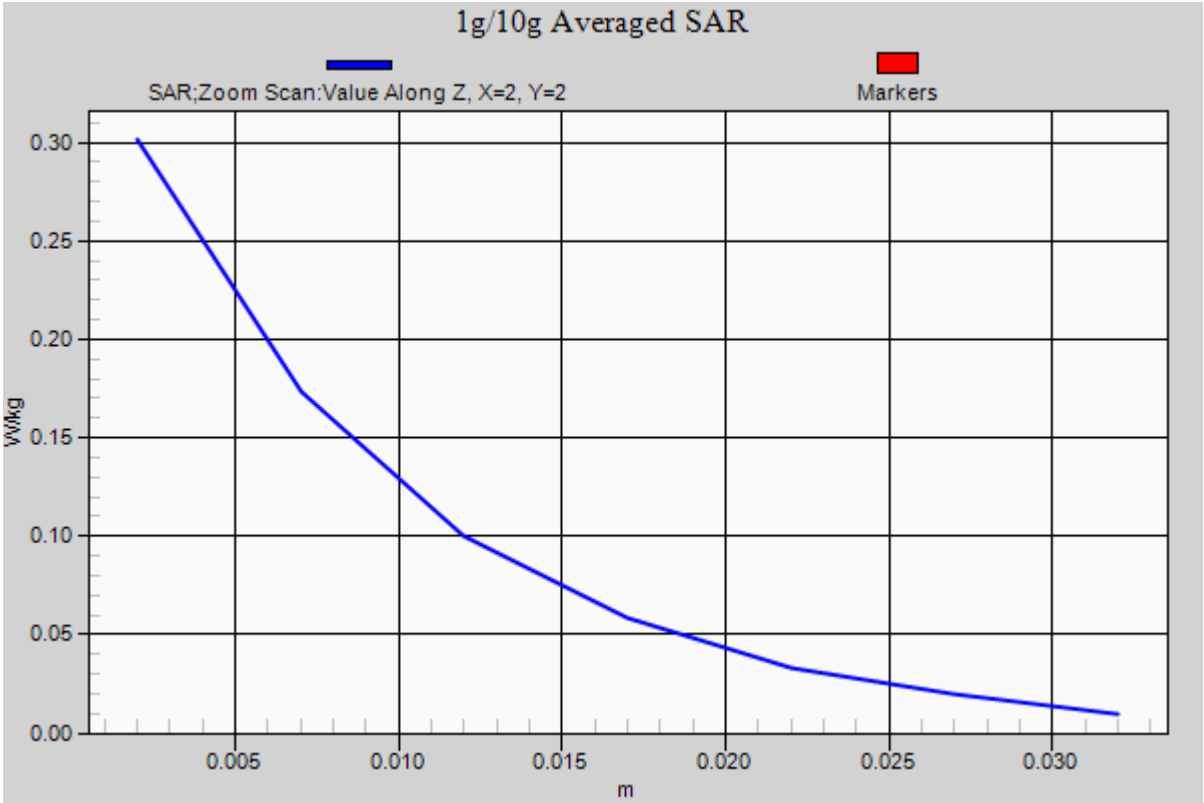

DT&C Co., Ltd.

DUT: PM80; Type: PDA

Communication System: PCS1900_Class 12 (0); Frequency: 1880 MHz;Duty Cycle: 1:2.075
Medium parameters used: f = 1880 MHz; σ = 1.497 S/m; ε_r = 52.182; ρ = 1000 kg/m^3
Phantom section: Flat Section

DASY5 Configuration:
Probe: EX3DV4 - SN3930; ConvF(7.78, 7.78, 7.78); Calibrated: 2015-07-22; Electronics: DAE4 Sn1335
Phantom: SAM with CRP_20120521; Type: SAM; Serial: 1679
Measurement SW: DASY52, Version 52.8 (8); SEMCAD X Version 14.6.10 (7331)

Test Date: 2015-10-20; Ambient Temp: 21.3; Tissue Temp:21.8

1.0 cm space from Body, Rear, PCS1900 GPRS 4Tx Ch. 661, Ant Internal

Area Scan (81x131x1): Interpolated grid: dx=15mm, dy=15mm
Zoom Scan (5x5x7)/Cube 0: Measurement grid: dx=8mm, dy=8mm, dz=5mm
Power Drift = -0.03 dB
Peak SAR (extrapolated) = 0.533 W/kg
SAR(1 g) = 0.299 W/kg; SAR(10 g) = 0.157 W/kg

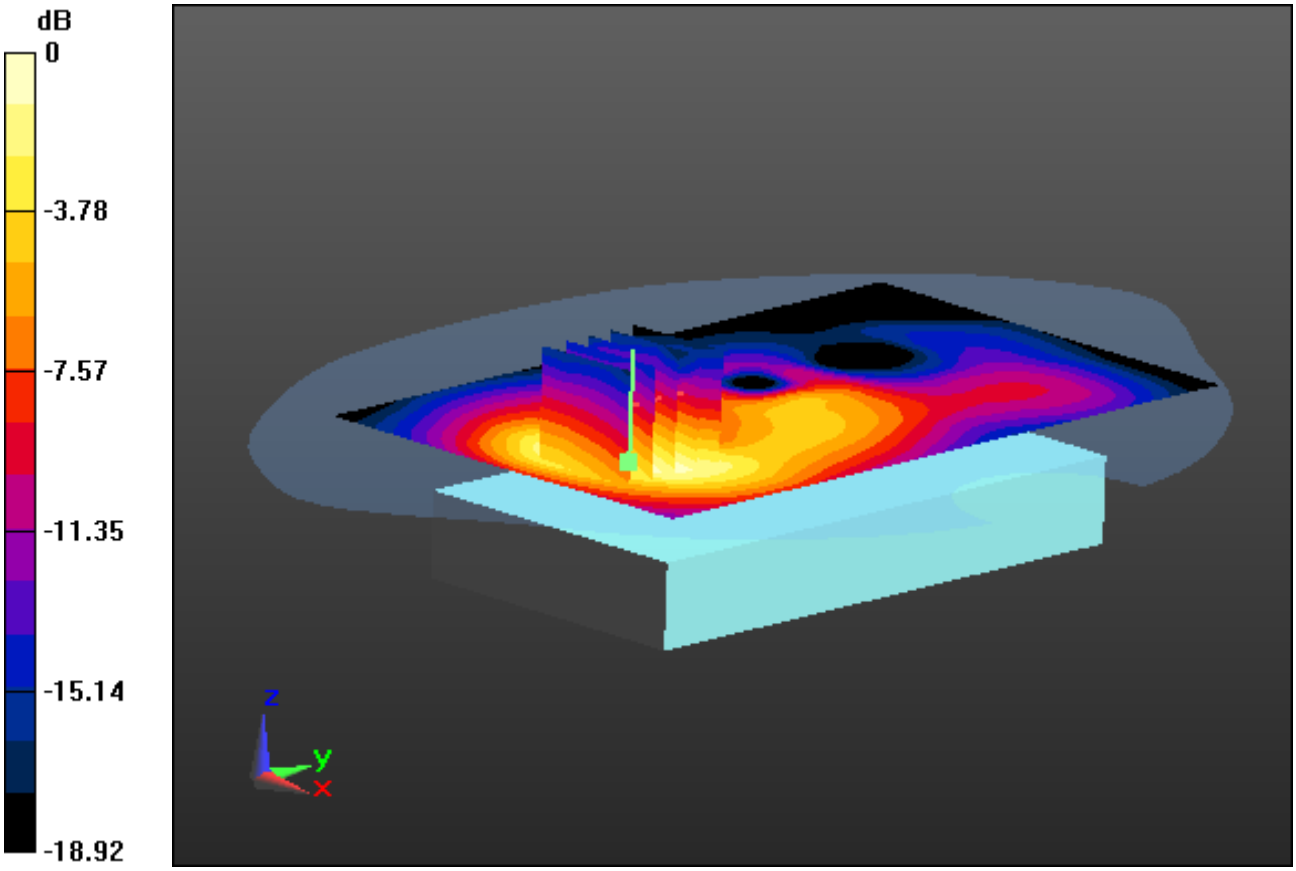

0 dB = 0.417 W/kg

DT&C Co., Ltd.

DUT: PM80; Type: PDA

Communication System: PCS1900_Class 12 (0); Frequency: 1880 MHz;Duty Cycle: 1:2.075
Medium parameters used: f = 1880 MHz; σ = 1.497 S/m; ε_r = 52.182; ρ = 1000 kg/m^3
Phantom section: Flat Section

DASY5 Configuration:
Probe: EX3DV4 - SN3930; ConvF(7.78, 7.78, 7.78); Calibrated: 2015-07-22; Electronics: DAE4 Sn1335
Phantom: SAM with CRP_20120521; Type: SAM; Serial: 1679
Measurement SW: DASY52, Version 52.8 (8); SEMCAD X Version 14.6.10 (7331)

Test Date: 2015-10-20; Ambient Temp: 21.3; Tissue Temp:21.8

1.0 cm space from Body, Rear, PCS1900 GPRS 4Tx Ch. 661, Ant Internal

With Enlarge plot image

Area Scan (81x131x1): Interpolated grid: dx=15mm, dy=15mm
Zoom Scan (5x5x7)/Cube 0: Measurement grid: dx=8mm, dy=8mm, dz=5mm
Power Drift = -0.03 dB
Peak SAR (extrapolated) = 0.533 W/kg
SAR(1 g) = 0.299 W/kg; SAR(10 g) = 0.157 W/kg

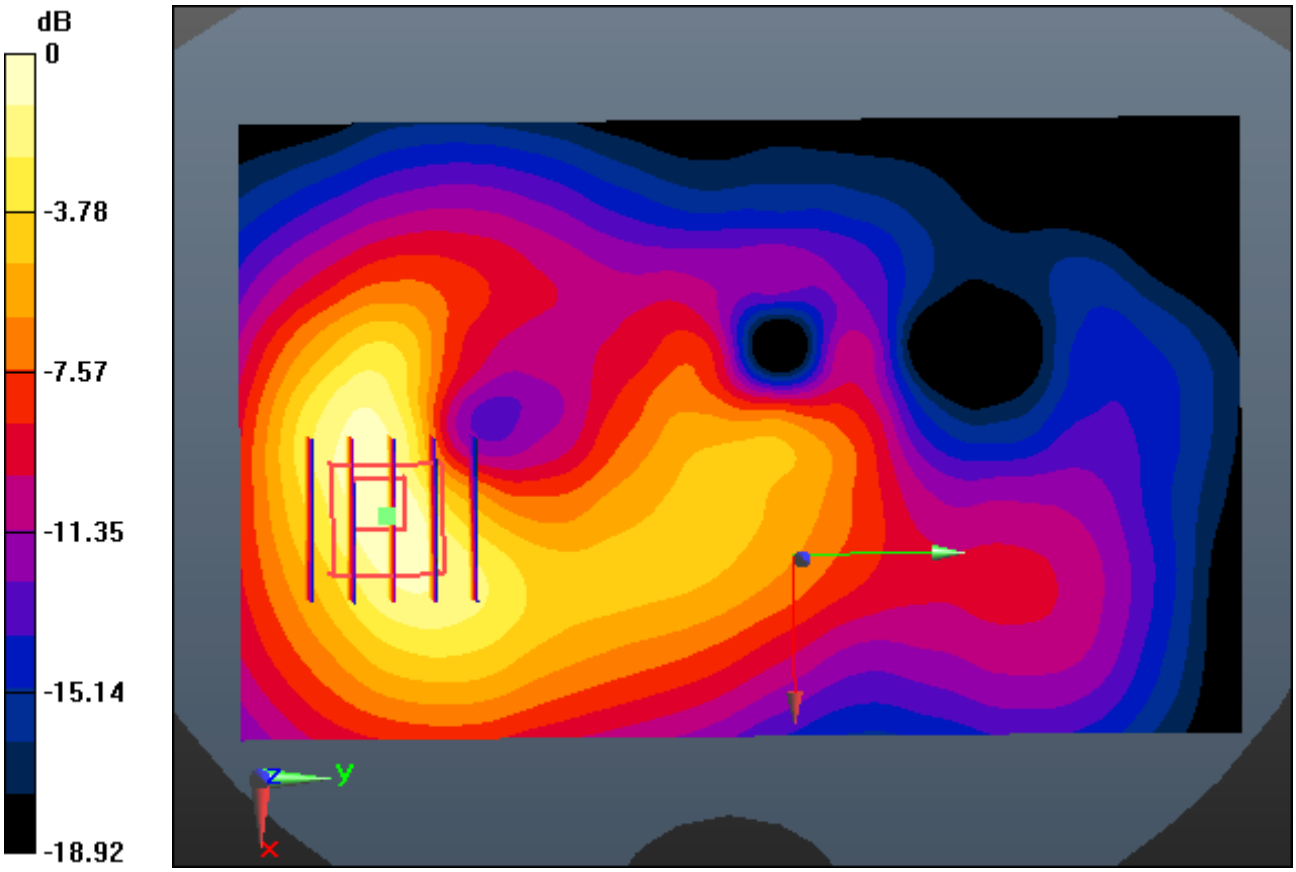

0 dB = 0.417 W/kg

DT&C Co., Ltd.

DUT: PM80; Type: PDA

Communication System: PCS1900_Class 12 (0); Frequency: 1880 MHz;Duty Cycle: 1:2.075
Medium parameters used: f = 1880 MHz; σ = 1.497 S/m; ε_r = 52.182; ρ = 1000 kg/m^3
Phantom section: Flat Section

DASY5 Configuration:
Probe: EX3DV4 - SN3930; ConvF(7.78, 7.78, 7.78); Calibrated: 2015-07-22; Electronics: DAE4 Sn1335
Phantom: SAM with CRP_20120521; Type: SAM; Serial: 1679
Measurement SW: DASY52, Version 52.8 (8); SEMCAD X Version 14.6.10 (7331)

Test Date: 2015-10-20; Ambient Temp: 21.3; Tissue Temp:21.8

1.0 cm space from Body, Rear, PCS1900 GPRS 4Tx Ch. 661, Ant Internal

Area Scan (81x131x1): Interpolated grid: dx=15mm, dy=15mm
Zoom Scan (5x5x7)/Cube 0: Measurement grid: dx=8mm, dy=8mm, dz=5mm
Power Drift = -0.03 dB
Peak SAR (extrapolated) = 0.533 W/kg
SAR(1 g) = 0.299 W/kg; SAR(10 g) = 0.157 W/kg

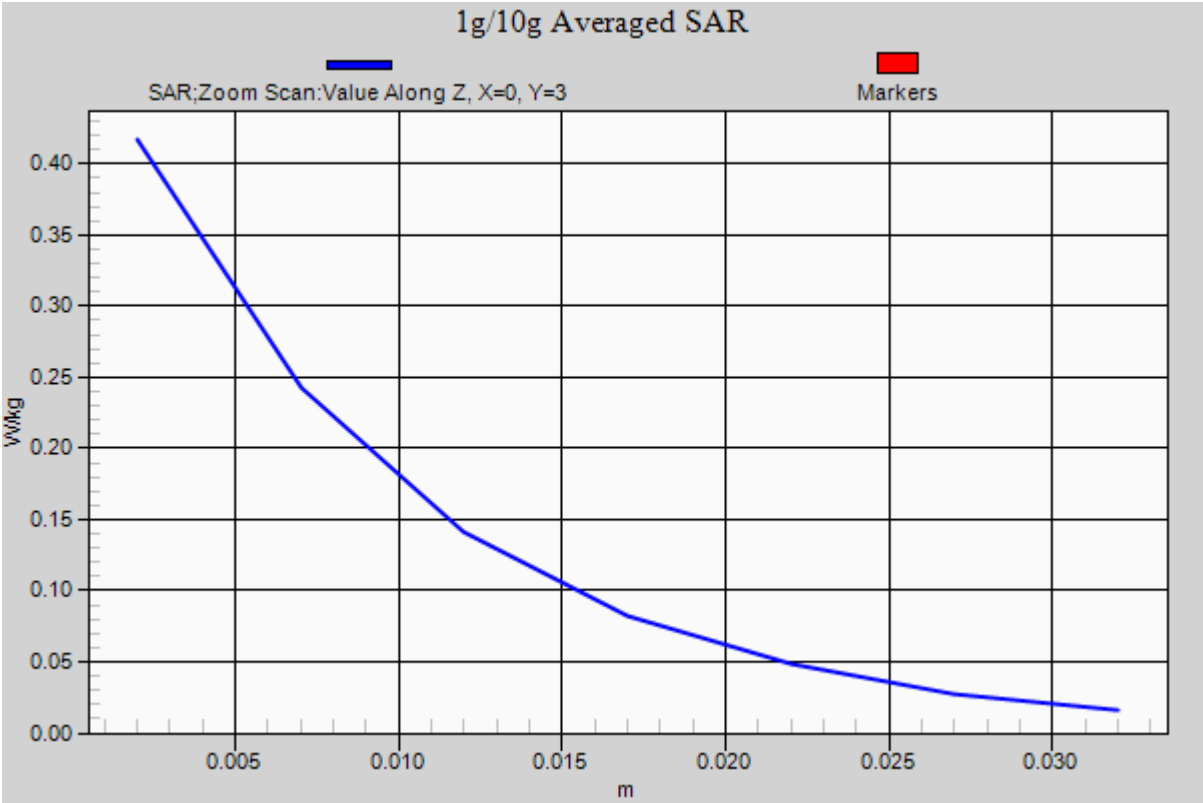

DT&C Co., Ltd.

DUT: PM80; Type: PDA

Communication System: WCDMA 850 (0); Frequency: 836.6 MHz;Duty Cycle: 1:1
Medium parameters used: f = 836.6 MHz; σ = 0.996 S/m; ε_r = 54.347; ρ = 1000 kg/m^3
Phantom section: Flat Section

DASY5 Configuration:
Probe: EX3DV4 - SN3930; ConvF(9.49, 9.49, 9.49); Calibrated: 2015-07-22; Electronics: DAE4 Sn1335
Phantom: SAM with CRP_20120521; Type: SAM; Serial: 1679
Measurement SW: DASY52, Version 52.8 (8); SEMCAD X Version 14.6.10 (7331)

Test Date: 2015-10-14; Ambient Temp: 21.4; Tissue Temp:21.8

1.0 cm space from Body, Rear, WCDMA850 Ch. 4183, Ant Internal

Area Scan (81x131x1): Interpolated grid: dx=15mm, dy=15mm
Zoom Scan (5x5x7)/Cube 0: Measurement grid: dx=8mm, dy=8mm, dz=5mm
Power Drift = 0.03 dB
Peak SAR (extrapolated) = 1.23 W/kg
SAR(1 g) = 0.697 W/kg; SAR(10 g) = 0.369 W/kg

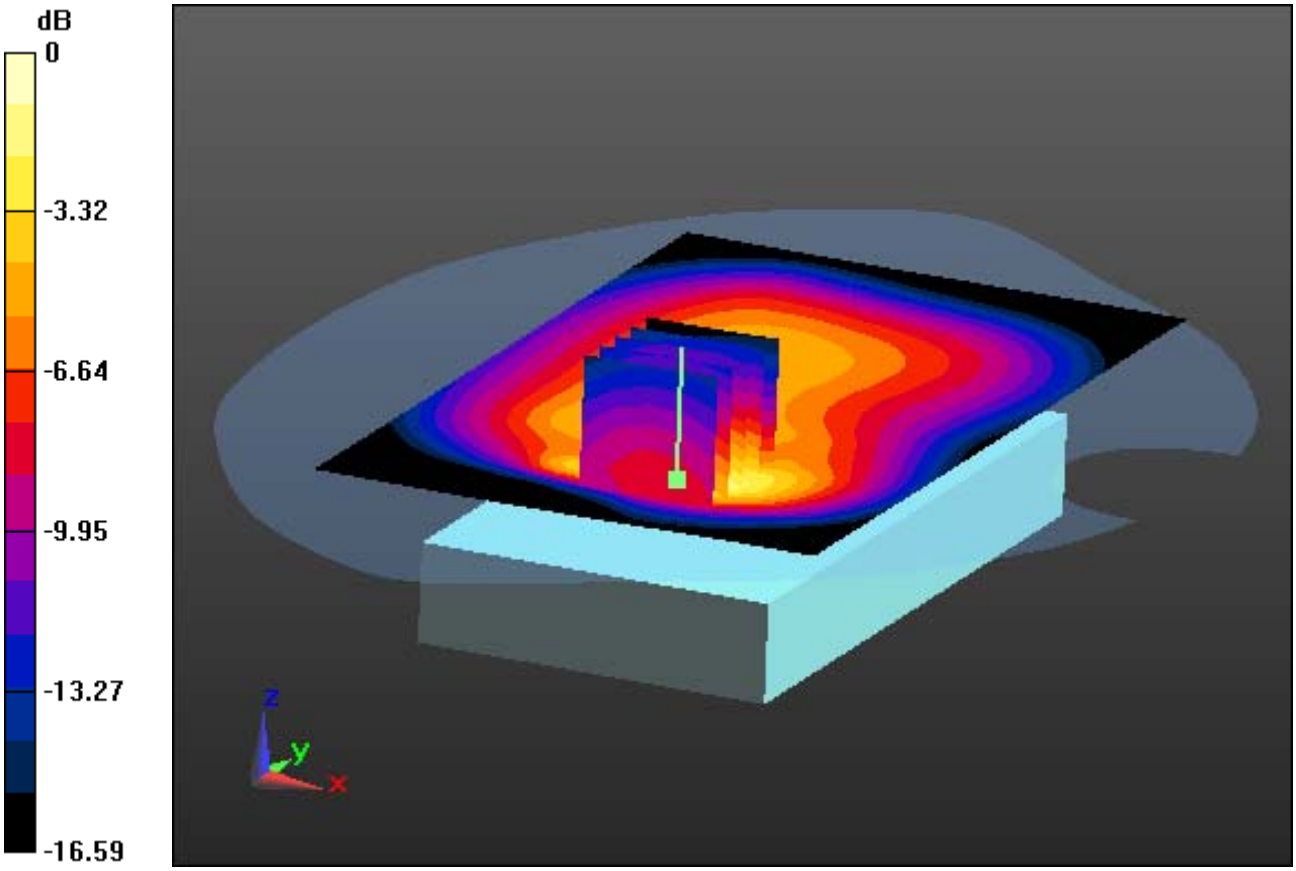

0 dB = 0.984 W/kg

DT&C Co., Ltd.

DUT: PM80; Type: PDA

Communication System: WCDMA 850 (0); Frequency: 836.6 MHz;Duty Cycle: 1:1
Medium parameters used: f = 836.6 MHz; σ = 0.996 S/m; ε_r = 54.347; ρ = 1000 kg/m^3
Phantom section: Flat Section

DASY5 Configuration:
Probe: EX3DV4 - SN3930; ConvF(9.49, 9.49, 9.49); Calibrated: 2015-07-22; Electronics: DAE4 Sn1335
Phantom: SAM with CRP_20120521; Type: SAM; Serial: 1679
Measurement SW: DASY52, Version 52.8 (8); SEMCAD X Version 14.6.10 (7331)

Test Date: 2015-10-14; Ambient Temp: 21.4; Tissue Temp:21.8

1.0 cm space from Body, Rear, WCDMA850 Ch. 4183, Ant Internal

With Enlarge plot Image

Area Scan (81x131x1): Interpolated grid: dx=15mm, dy=15mm
Zoom Scan (5x5x7)/Cube 0: Measurement grid: dx=8mm, dy=8mm, dz=5mm
Power Drift = 0.03 dB
Peak SAR (extrapolated) = 1.23 W/kg
SAR(1 g) = 0.697 W/kg; SAR(10 g) = 0.369 W/kg

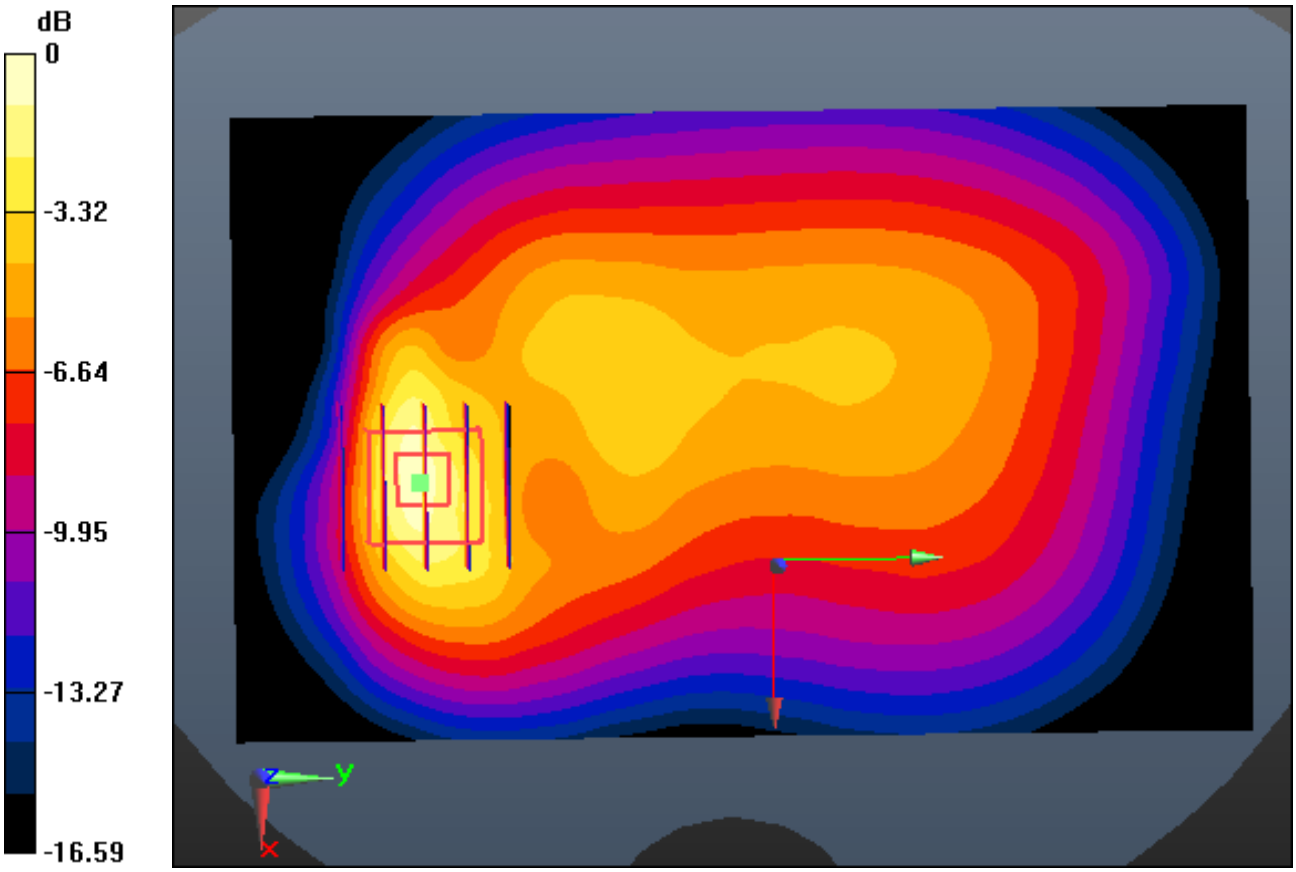

0 dB = 0.984 W/kg

DT&C Co., Ltd.

DUT: PM80; Type: PDA

Communication System: WCDMA 850 (0); Frequency: 836.6 MHz;Duty Cycle: 1:1
Medium parameters used: f = 836.6 MHz; σ = 0.996 S/m; ε_r = 54.347; ρ = 1000 kg/m^3
Phantom section: Flat Section

DASY5 Configuration:
Probe: EX3DV4 - SN3930; ConvF(9.49, 9.49, 9.49); Calibrated: 2015-07-22; Electronics: DAE4 Sn1335
Phantom: SAM with CRP_20120521; Type: SAM; Serial: 1679
Measurement SW: DASY52, Version 52.8 (8); SEMCAD X Version 14.6.10 (7331)

Test Date: 2015-10-14; Ambient Temp: 21.4; Tissue Temp:21.8

1.0 cm space from Body, Rear, WCDMA850 Ch. 4183, Ant Internal

Area Scan (81x131x1): Interpolated grid: dx=15mm, dy=15mm
Zoom Scan (5x5x7)/Cube 0: Measurement grid: dx=8mm, dy=8mm, dz=5mm
Power Drift = 0.03 dB
Peak SAR (extrapolated) = 1.23 W/kg
SAR(1 g) = 0.697 W/kg; SAR(10 g) = 0.369 W/kg

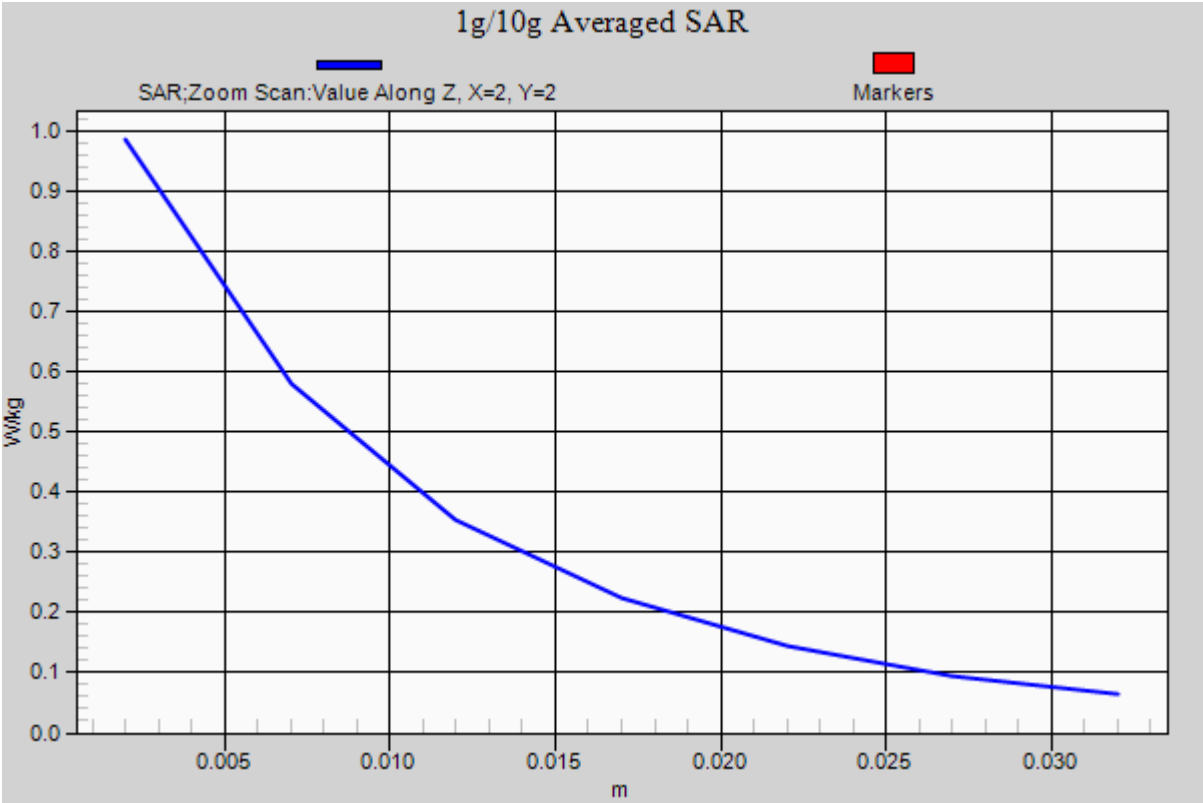

DT&C Co., Ltd.

DUT: PM80; Type: PDA

Communication System: WCDMA Band 4 (0); Frequency: 1732.4 MHz;Duty Cycle: 1:1
Medium parameters used: f = 1732.4 MHz; σ = 1.484 S/m; ε_r = 54.073; ρ = 1000 kg/m^3
Phantom section: Flat Section

DASY5 Configuration:
Probe: EX3DV4 - SN3930; ConvF(8.03, 8.03, 8.03); Calibrated: 2015-07-22; Electronics: DAE4 Sn1335
Phantom: SAM with CRP_20120521; Type: SAM; Serial: 1679
Measurement SW: DASY52, Version 52.8 (8); SEMCAD X Version 14.6.10 (7331)

Test Date: 2015-10-15; Ambient Temp: 21.2; Tissue Temp:21.5

1.0 cm space from Body, Rear, WCDMA1700 Ch. 1412, Ant Internal

Area Scan (81x131x1): Interpolated grid: dx=15mm, dy=15mm
Zoom Scan (5x5x7)/Cube 0: Measurement grid: dx=8mm, dy=8mm, dz=5mm
Power Drift = -0.08 dB
Peak SAR (extrapolated) = 1.20 W/kg
SAR(1 g) = 0.719 W/kg; SAR(10 g) = 0.412 W/kg

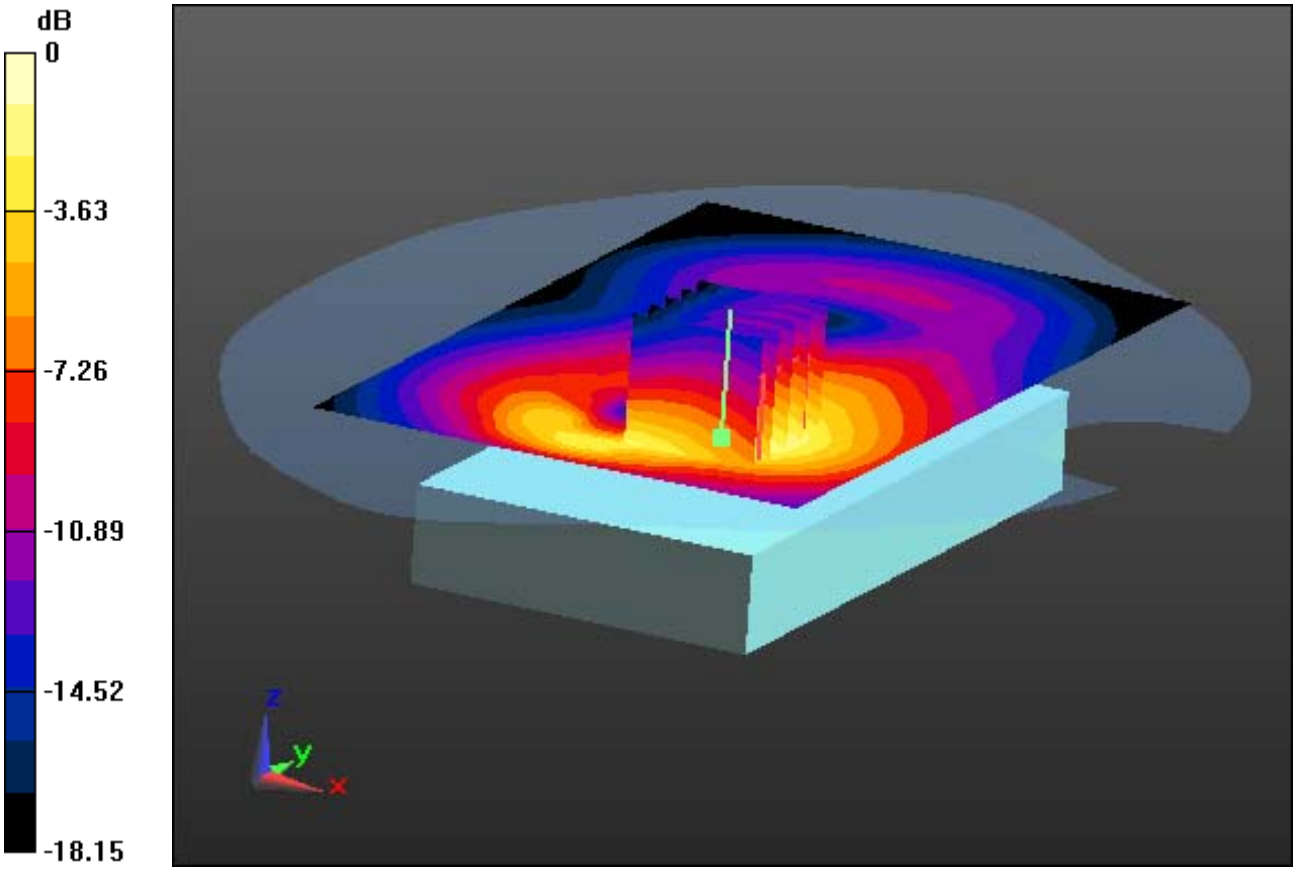

0 dB = 0.962 W/kg

DT&C Co., Ltd.

DUT: PM80; Type: PDA

Communication System: WCDMA Band 4 (0); Frequency: 1732.4 MHz;Duty Cycle: 1:1
Medium parameters used: f = 1732.4 MHz; σ = 1.484 S/m; ε_r = 54.073; ρ = 1000 kg/m^3
Phantom section: Flat Section

DASY5 Configuration:
Probe: EX3DV4 - SN3930; ConvF(8.03, 8.03, 8.03); Calibrated: 2015-07-22; Electronics: DAE4 Sn1335
Phantom: SAM with CRP_20120521; Type: SAM; Serial: 1679
Measurement SW: DASY52, Version 52.8 (8); SEMCAD X Version 14.6.10 (7331)

Test Date: 2015-10-15; Ambient Temp: 21.2; Tissue Temp:21.5

1.0 cm space from Body, Rear, WCDMA1700 Ch. 1412, Ant Internal

With Enlarge plot Image

Area Scan (81x131x1): Interpolated grid: dx=15mm, dy=15mm
Zoom Scan (5x5x7)/Cube 0: Measurement grid: dx=8mm, dy=8mm, dz=5mm
Power Drift = -0.08 dB
Peak SAR (extrapolated) = 1.20 W/kg
SAR(1 g) = 0.719 W/kg; SAR(10 g) = 0.412 W/kg

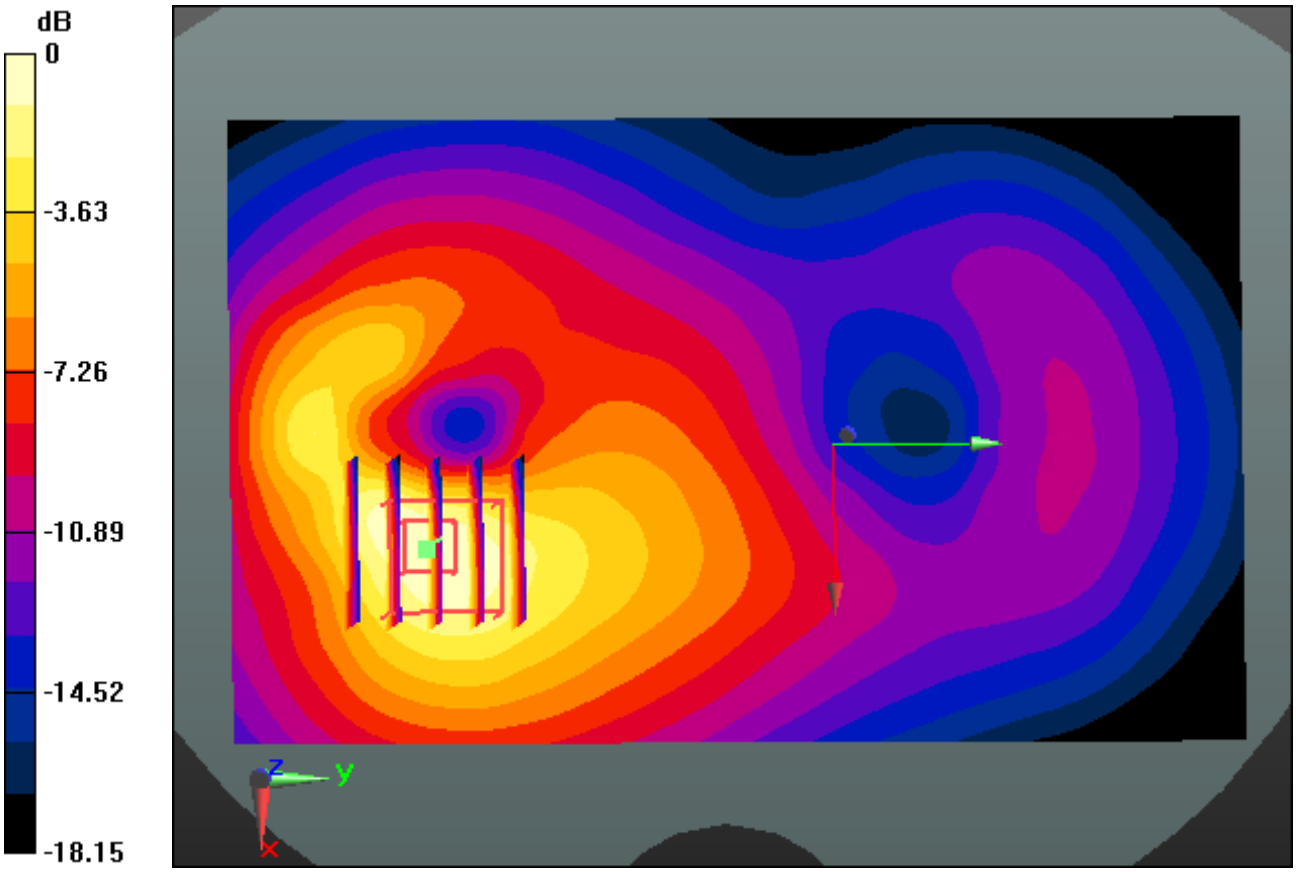

0 dB = 0.962 W/kg

DT&C Co., Ltd.

DUT: PM80; Type: PDA

Communication System: WCDMA Band 4 (0); Frequency: 1732.4 MHz;Duty Cycle: 1:1
Medium parameters used: f = 1732.4 MHz; σ = 1.484 S/m; ε_r = 54.073; ρ = 1000 kg/m^3
Phantom section: Flat Section

DASY5 Configuration:
Probe: EX3DV4 - SN3930; ConvF(8.03, 8.03, 8.03); Calibrated: 2015-07-22; Electronics: DAE4 Sn1335
Phantom: SAM with CRP_20120521; Type: SAM; Serial: 1679
Measurement SW: DASY52, Version 52.8 (8); SEMCAD X Version 14.6.10 (7331)

Test Date: 2015-10-15; Ambient Temp: 21.2; Tissue Temp:21.5

1.0 cm space from Body, Rear, WCDMA1700 Ch. 1412, Ant Internal

Area Scan (81x131x1): Interpolated grid: dx=15mm, dy=15mm
Zoom Scan (5x5x7)/Cube 0: Measurement grid: dx=8mm, dy=8mm, dz=5mm
Power Drift = -0.08 dB
Peak SAR (extrapolated) = 1.20 W/kg
SAR(1 g) = 0.719 W/kg; SAR(10 g) = 0.412 W/kg

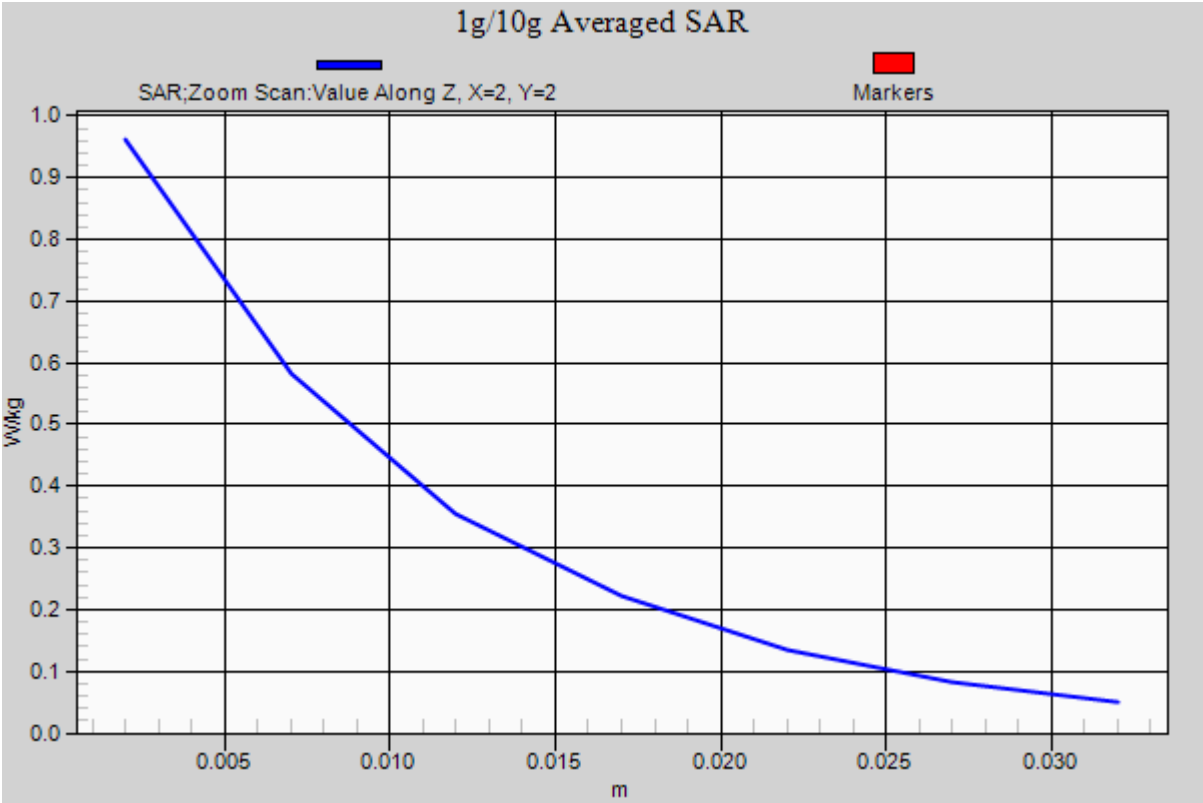

DT&C Co., Ltd.

DUT: PM80; Type: PDA

Communication System: WCDMA 1900 (0); Frequency: 1880 MHz;Duty Cycle: 1:1
Medium parameters used: f = 1880 MHz; σ = 1.497 S/m; ε_r = 52.939; ρ = 1000 kg/m^3
Phantom section: Flat Section

DASY5 Configuration:
Probe: EX3DV4 - SN3930; ConvF(7.78, 7.78, 7.78); Calibrated: 2015-07-22; Electronics: DAE4 Sn1335
Phantom: SAM with CRP_20120521; Type: SAM; Serial: 1679
Measurement SW: DASY52, Version 52.8 (8); SEMCAD X Version 14.6.10 (7331)

Test Date: 2015-10-16; Ambient Temp: 21.3; Tissue Temp:21.7

1.0 cm space from Body, Rear, WCDMA1900 Ch. 9400, Ant Internal

Area Scan (81x131x1): Interpolated grid: dx=15mm, dy=15mm
Zoom Scan (5x5x7)/Cube 0: Measurement grid: dx=8mm, dy=8mm, dz=5mm
Power Drift = -0.03 dB
Peak SAR (extrapolated) = 0.958 W/kg
SAR(1 g) = 0.535 W/kg; SAR(10 g) = 0.282 W/kg

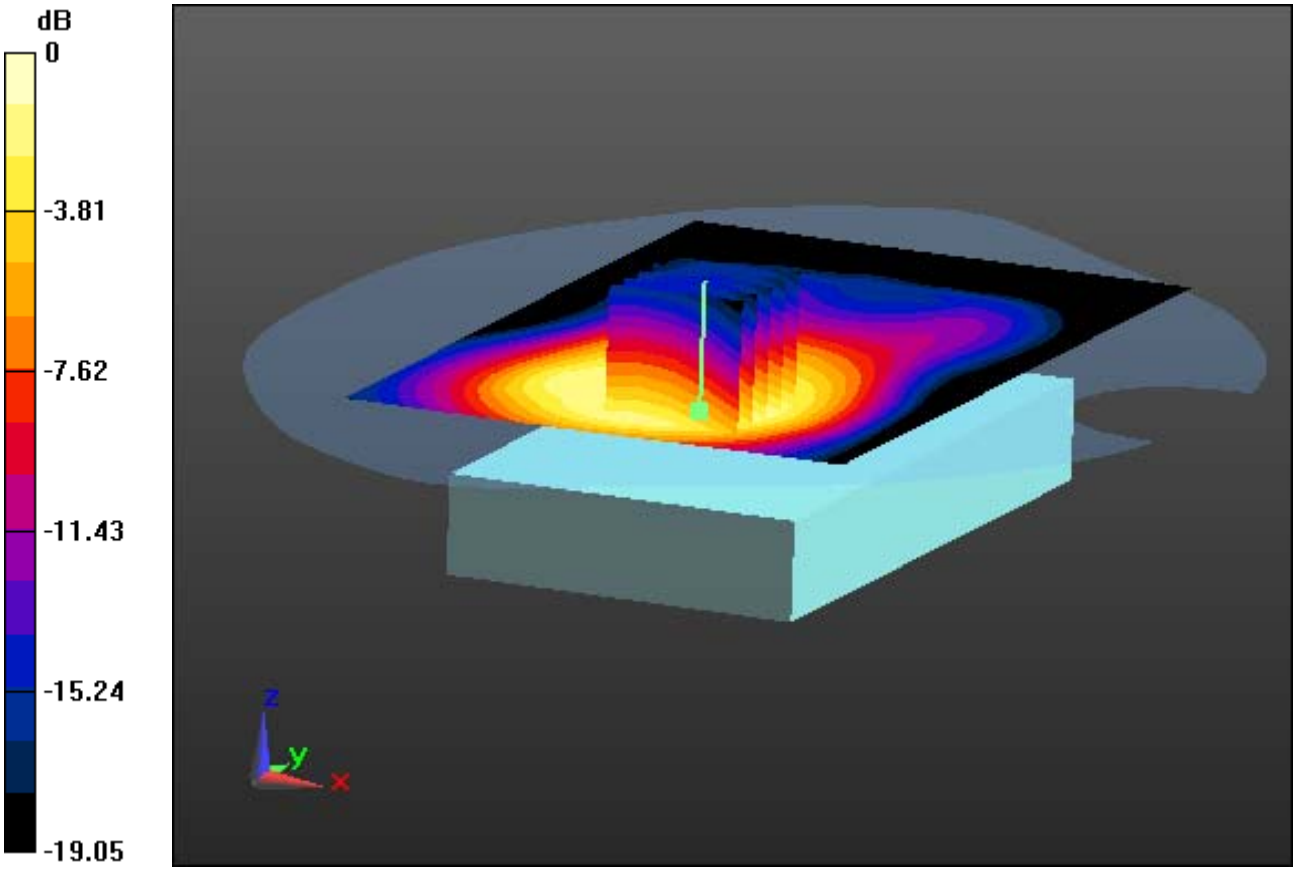

0 dB = 0.755 W/kg

DT&C Co., Ltd.

DUT: PM80; Type: PDA

Communication System: WCDMA 1900 (0); Frequency: 1880 MHz;Duty Cycle: 1:1
Medium parameters used: f = 1880 MHz; σ = 1.497 S/m; ε_r = 52.939; ρ = 1000 kg/m^3
Phantom section: Flat Section

DASY5 Configuration:
Probe: EX3DV4 - SN3930; ConvF(7.78, 7.78, 7.78); Calibrated: 2015-07-22; Electronics: DAE4 Sn1335
Phantom: SAM with CRP_20120521; Type: SAM; Serial: 1679
Measurement SW: DASY52, Version 52.8 (8); SEMCAD X Version 14.6.10 (7331)

Test Date: 2015-10-16; Ambient Temp: 21.3; Tissue Temp:21.7

1.0 cm space from Body, Rear, WCDMA1900 Ch. 9400, Ant Internal

With Enlarge plot Image

Area Scan (81x131x1): Interpolated grid: dx=15mm, dy=15mm
Zoom Scan (5x5x7)/Cube 0: Measurement grid: dx=8mm, dy=8mm, dz=5mm
Power Drift = -0.03 dB
Peak SAR (extrapolated) = 0.958 W/kg
SAR(1 g) = 0.535 W/kg; SAR(10 g) = 0.282 W/kg

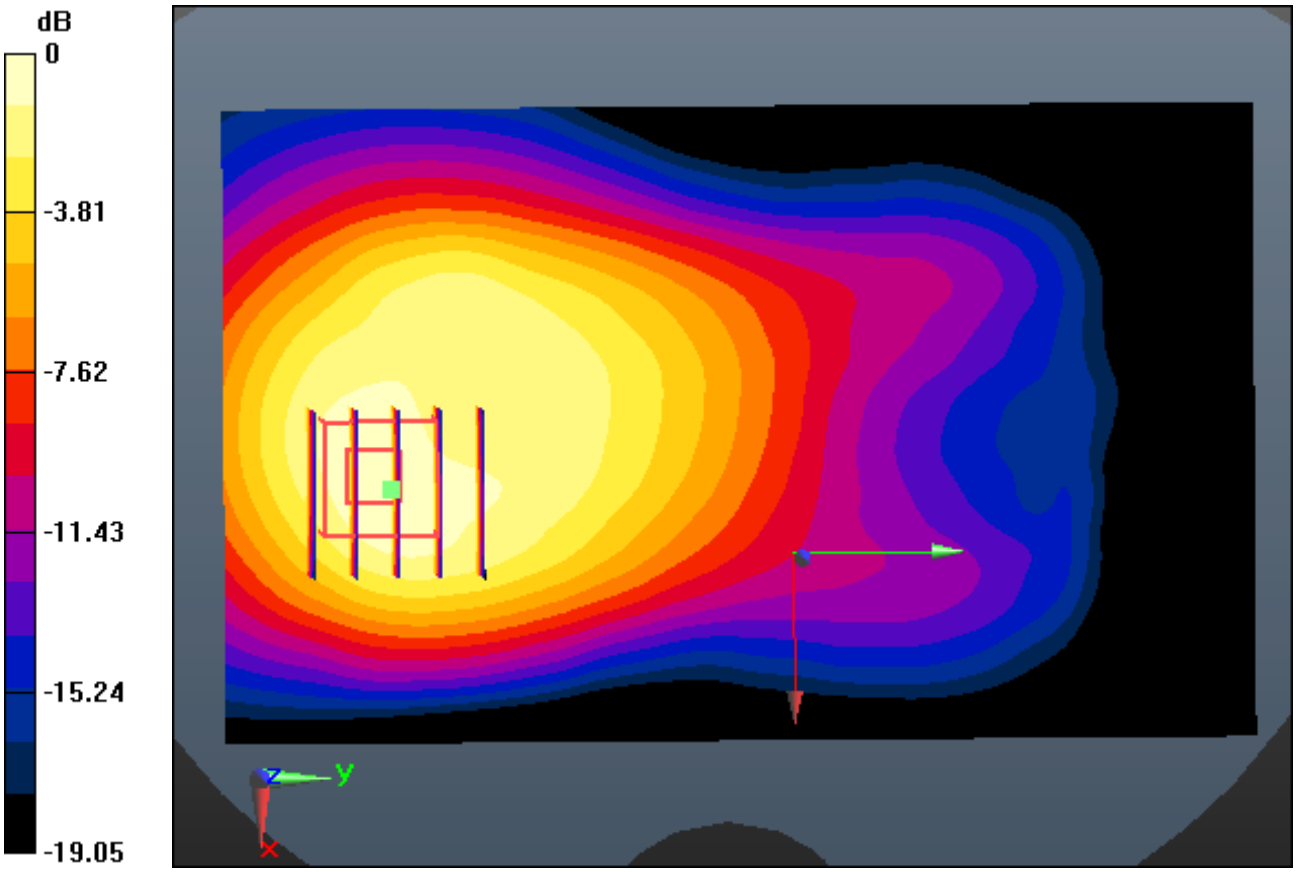

0 dB = 0.755 W/kg

DT&C Co., Ltd.

DUT: PM80; Type: PDA

Communication System: WCDMA 1900 (0); Frequency: 1880 MHz;Duty Cycle: 1:1
Medium parameters used: f = 1880 MHz; σ = 1.497 S/m; ε_r = 52.939; ρ = 1000 kg/m^3
Phantom section: Flat Section

DASY5 Configuration:
Probe: EX3DV4 - SN3930; ConvF(7.78, 7.78, 7.78); Calibrated: 2015-07-22; Electronics: DAE4 Sn1335
Phantom: SAM with CRP_20120521; Type: SAM; Serial: 1679
Measurement SW: DASY52, Version 52.8 (8); SEMCAD X Version 14.6.10 (7331)

Test Date: 2015-10-16; Ambient Temp: 21.3; Tissue Temp:21.7

1.0 cm space from Body, Rear, WCDMA1900 Ch. 9400, Ant Internal

Area Scan (81x131x1): Interpolated grid: dx=15mm, dy=15mm
Zoom Scan (5x5x7)/Cube 0: Measurement grid: dx=8mm, dy=8mm, dz=5mm
Power Drift = -0.03 dB
Peak SAR (extrapolated) = 0.958 W/kg
SAR(1 g) = 0.535 W/kg; SAR(10 g) = 0.282 W/kg

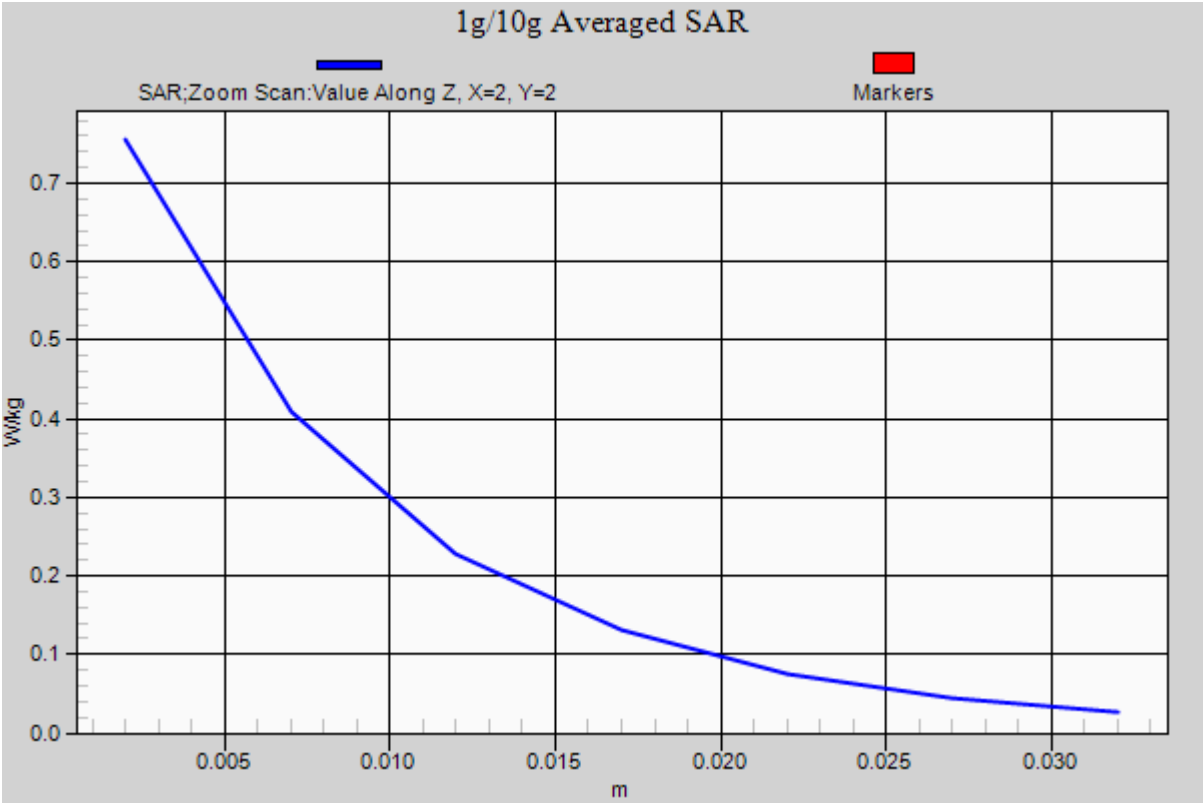

DT&C Co., Ltd.

DUT: PM80; Type: PDA

Communication System: LTE Band 17 (FCC) (0); Frequency: 710 MHz;Duty Cycle: 1:1
Medium parameters used: f = 710 MHz; σ = 0.929 S/m; ε_r = 55.643; ρ = 1000 kg/m^3
Phantom section: Flat Section

DASY5 Configuration:
Probe: EX3DV4 - SN3930; ConvF(9.64, 9.64, 9.64); Calibrated: 2015-07-22; Electronics: DAE4 Sn1335
Phantom: SAM with CRP_20120521; Type: SAM; Serial: 1679
Measurement SW: DASY52, Version 52.8 (8); SEMCAD X Version 14.6.10 (7331)

Test Date: 2015-10-10; Ambient Temp: 21.4; Tissue Temp:21.7

1.0 cm space from Body, Rear, LTE Band 17 Ch. 23790, Ant Internal

Mode : BandWidth 10 MHz, QPSK, RB Size:1

Area Scan (81x131x1): Interpolated grid: dx=15mm, dy=15mm
Zoom Scan (5x5x7)/Cube 0: Measurement grid: dx=8mm, dy=8mm, dz=5mm
Power Drift = -0.13 dB
Peak SAR (extrapolated) = 0.580 W/kg
SAR(1 g) = 0.463 W/kg; SAR(10 g) = 0.356 W/kg

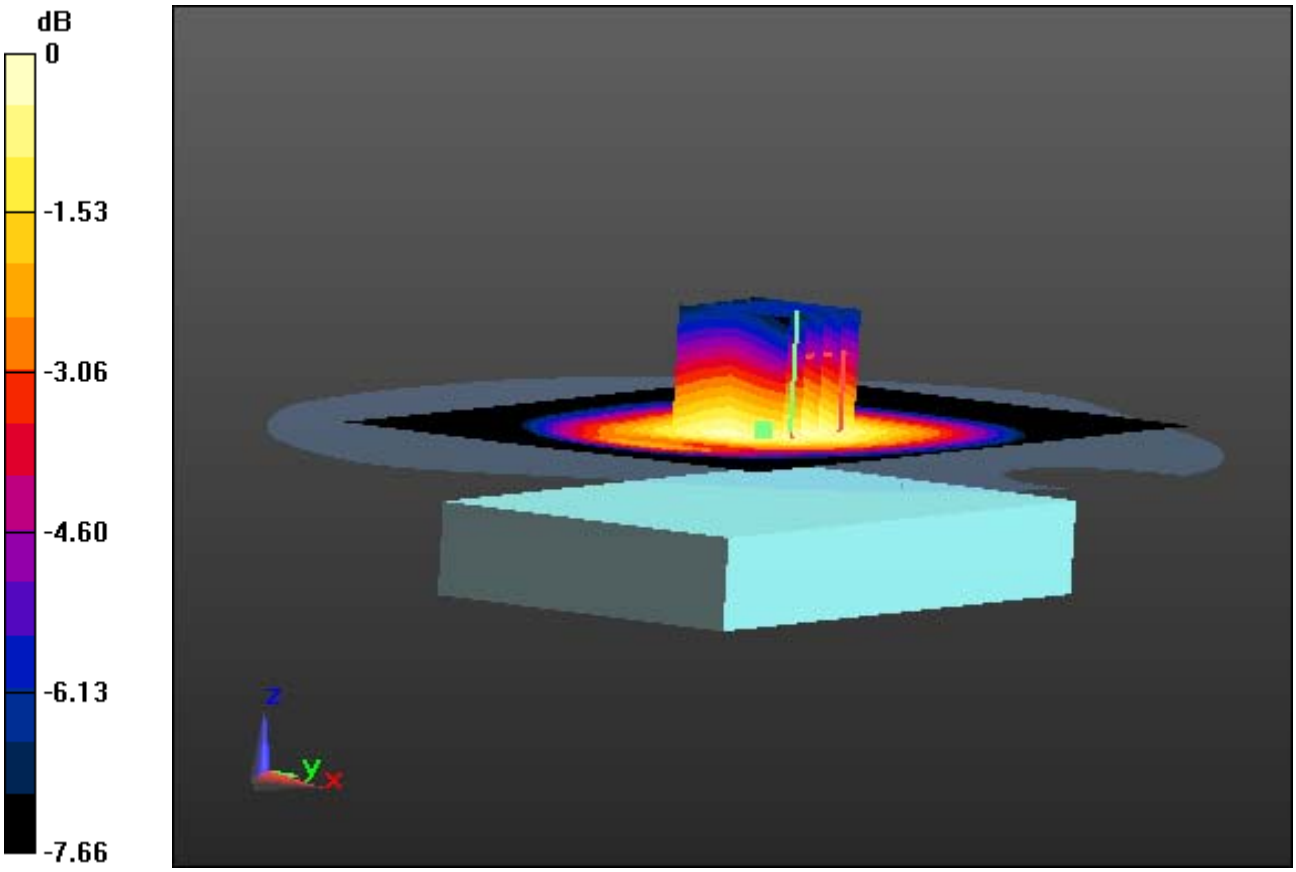

0 dB = 0.533 W/kg

DT&C Co., Ltd.

DUT: PM80; Type: PDA

Communication System: LTE Band 17 (FCC) (0); Frequency: 710 MHz;Duty Cycle: 1:1
Medium parameters used: f = 710 MHz; σ = 0.929 S/m; ε_r = 55.643; ρ = 1000 kg/m^3
Phantom section: Flat Section

DASY5 Configuration:
Probe: EX3DV4 - SN3930; ConvF(9.64, 9.64, 9.64); Calibrated: 2015-07-22; Electronics: DAE4 Sn1335
Phantom: SAM with CRP_20120521; Type: SAM; Serial: 1679
Measurement SW: DASY52, Version 52.8 (8); SEMCAD X Version 14.6.10 (7331)

Test Date: 2015-10-10; Ambient Temp: 21.4; Tissue Temp:21.7

1.0 cm space from Body, Rear, LTE Band 17 Ch. 23790, Ant Internal

Mode : BandWidth 10 MHz, QPSK, RB Size:1

With Enlarge plot image

Area Scan (81x131x1): Interpolated grid: dx=15mm, dy=15mm
Zoom Scan (5x5x7)/Cube 0: Measurement grid: dx=8mm, dy=8mm, dz=5mm
Power Drift = -0.13 dB
Peak SAR (extrapolated) = 0.580 W/kg
SAR(1 g) = 0.463 W/kg; SAR(10 g) = 0.356 W/kg

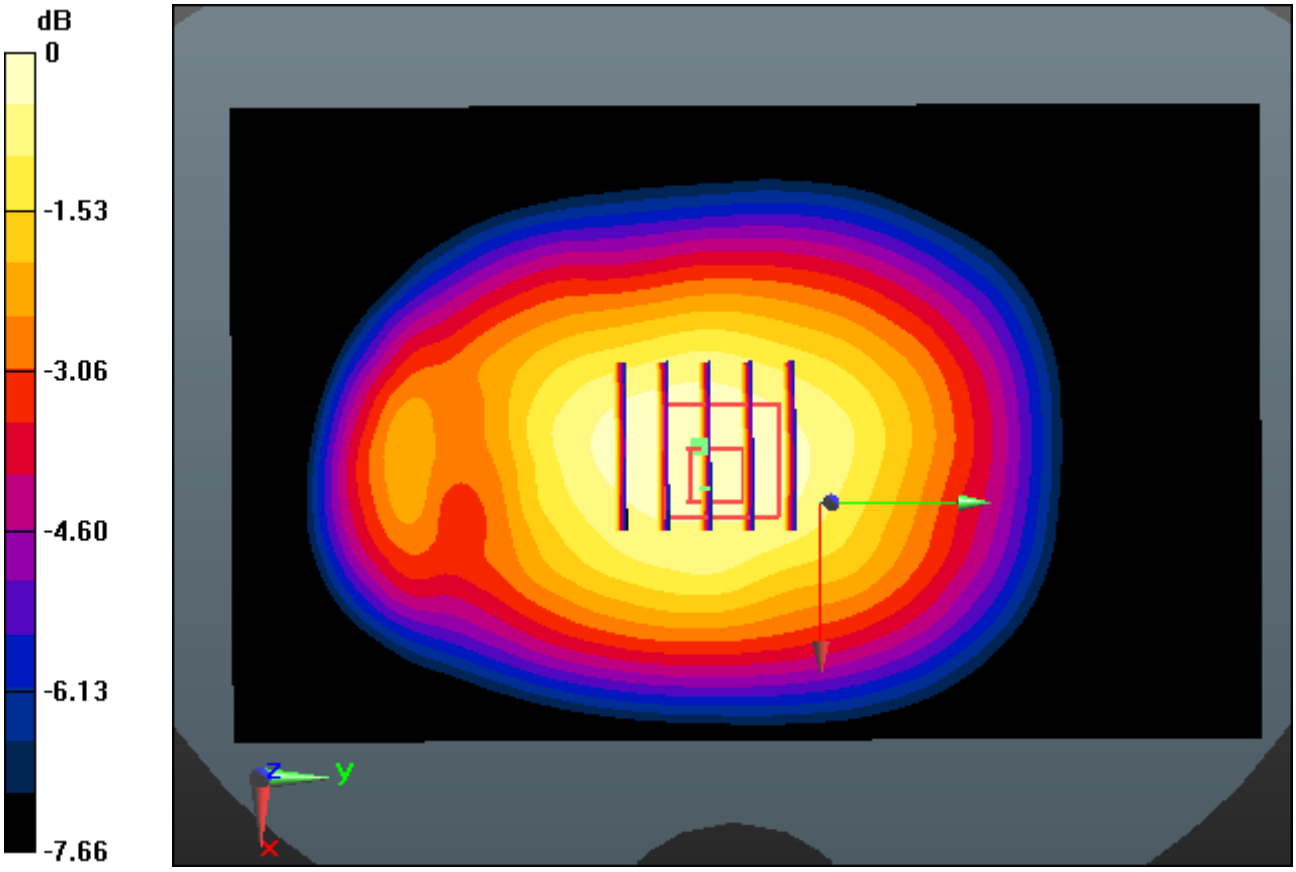

0 dB = 0.533 W/kg = -2.73 dBW/kg

DT&C Co., Ltd.

DUT: PM80; Type: PDA

Communication System: LTE Band 17 (FCC) (0); Frequency: 710 MHz;Duty Cycle: 1:1
Medium parameters used: f = 710 MHz; σ = 0.929 S/m; ε_r = 55.643; ρ = 1000 kg/m^3
Phantom section: Flat Section

DASY5 Configuration:
Probe: EX3DV4 - SN3930; ConvF(9.64, 9.64, 9.64); Calibrated: 2015-07-22; Electronics: DAE4 Sn1335
Phantom: SAM with CRP_20120521; Type: SAM; Serial: 1679
Measurement SW: DASY52, Version 52.8 (8); SEMCAD X Version 14.6.10 (7331)

Test Date: 2015-10-10; Ambient Temp: 21.4; Tissue Temp:21.7

1.0 cm space from Body, Rear, LTE Band 17 Ch. 23790, Ant Internal

Mode : BandWidth 10 MHz, QPSK, RB Size:1

Area Scan (81x131x1): Interpolated grid: dx=15mm, dy=15mm
Zoom Scan (5x5x7)/Cube 0: Measurement grid: dx=8mm, dy=8mm, dz=5mm
Power Drift = -0.13 dB
Peak SAR (extrapolated) = 0.580 W/kg
SAR(1 g) = 0.463 W/kg; SAR(10 g) = 0.356 W/kg

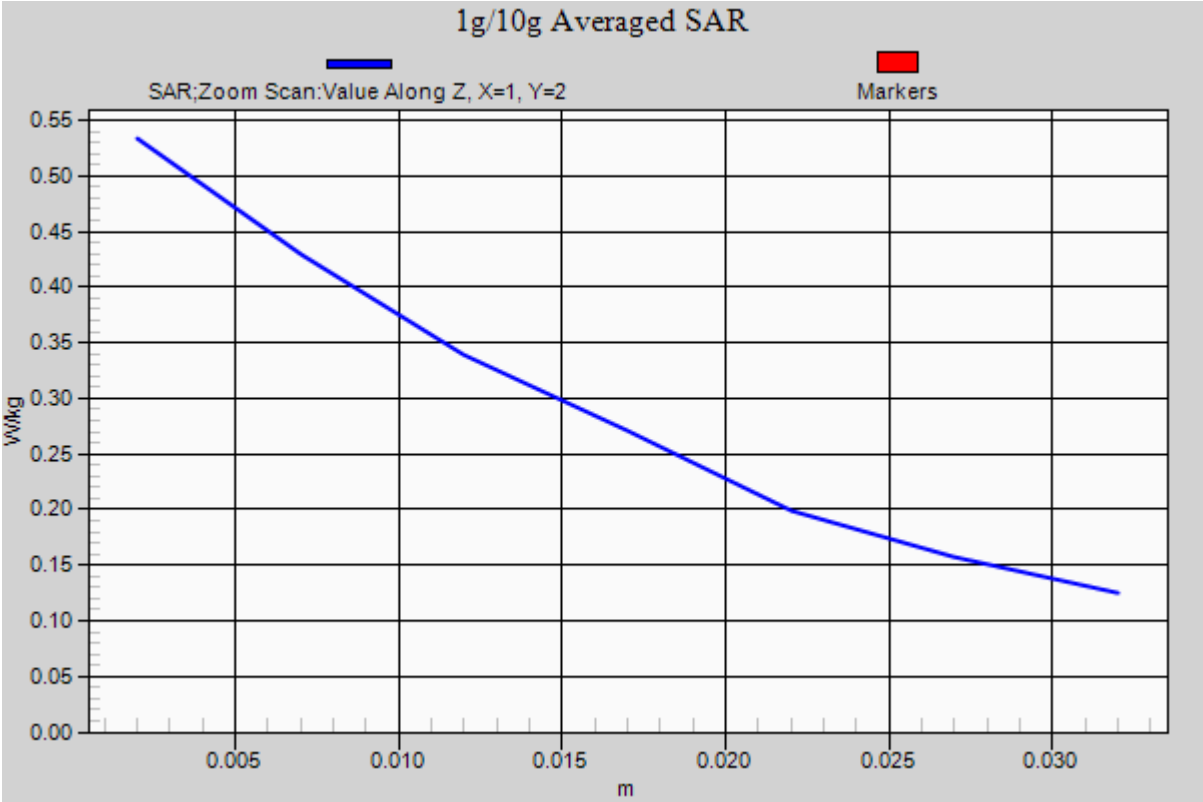

DT&C Co., Ltd.

DUT: PM80; Type: PDA

Communication System: LTE Band 13 (0); Frequency: 782 MHz;Duty Cycle: 1:1
Medium parameters used: f = 782 MHz; σ = 0.989 S/m; ε_r = 54.845; ρ = 1000 kg/m^3
Phantom section: Flat Section

DASY5 Configuration:
Probe: EX3DV4 - SN3930; ConvF(9.64, 9.64, 9.64); Calibrated: 2015-07-22; Electronics: DAE4 Sn1335
Phantom: SAM with CRP_20120521; Type: SAM; Serial: 1679
Measurement SW: DASY52, Version 52.8 (8); SEMCAD X Version 14.6.10 (7331)

Test Date: 2015-10-09; Ambient Temp: 21.2; Tissue Temp:21.6

1.0 cm space from Body, Rear, LTE Band 13 Ch. 23230, Ant Internal

Mode : BandWidth 10 MHz, QPSK, RB Size:1

Area Scan (81x131x1): Interpolated grid: dx=15mm, dy=15mm
Zoom Scan (5x5x7)/Cube 0: Measurement grid: dx=8mm, dy=8mm, dz=5mm
Power Drift = 0.07 dB
Peak SAR (extrapolated) = 0.569 W/kg
SAR(1 g) = 0.448 W/kg; SAR(10 g) = 0.343 W/kg

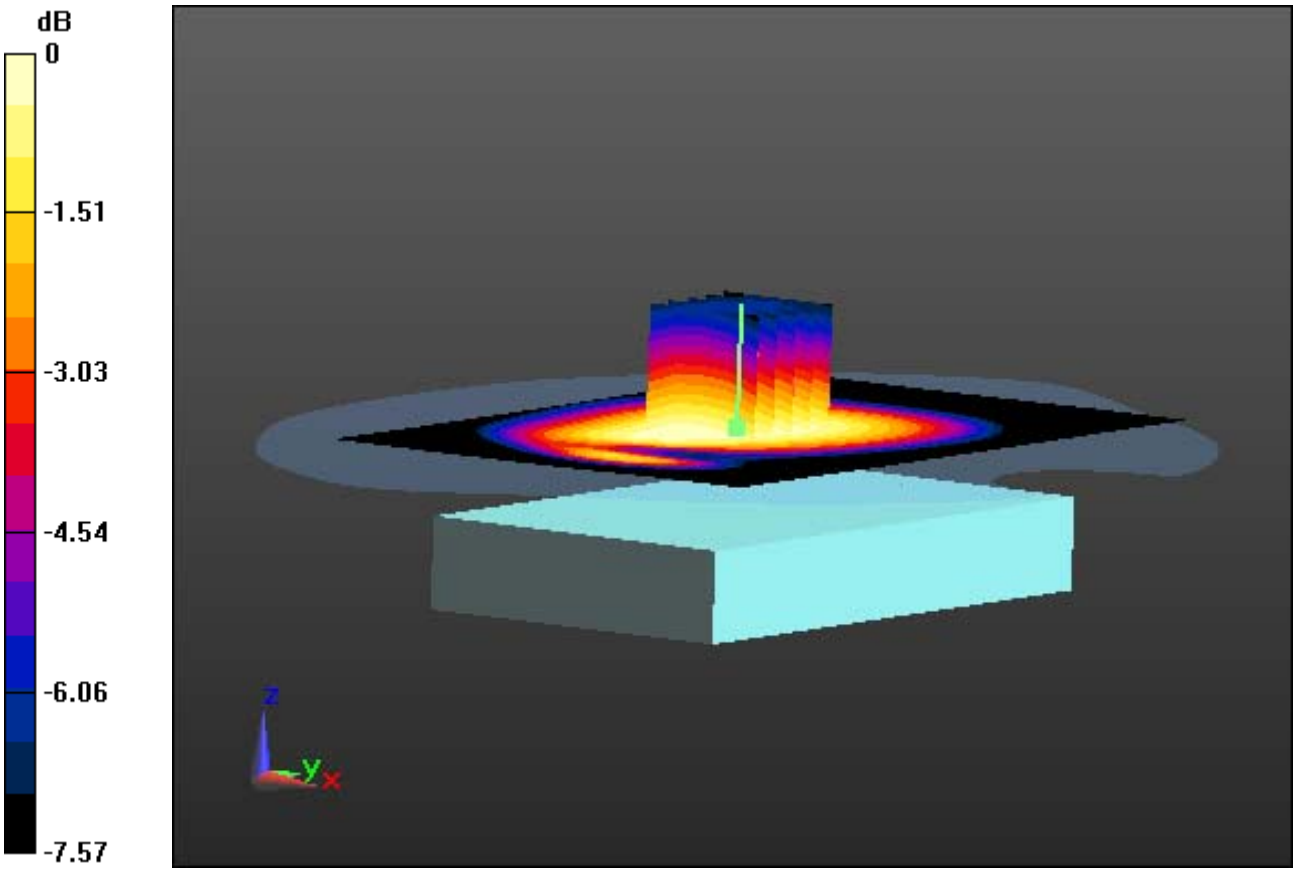

0 dB = 0.517 W/kg

DT&C Co., Ltd.

DUT: PM80; Type: PDA

Communication System: LTE Band 13 (0); Frequency: 782 MHz;Duty Cycle: 1:1
Medium parameters used: f = 782 MHz; σ = 0.989 S/m; ε_r = 54.845; ρ = 1000 kg/m^3
Phantom section: Flat Section

DASY5 Configuration:
Probe: EX3DV4 - SN3930; ConvF(9.64, 9.64, 9.64); Calibrated: 2015-07-22; Electronics: DAE4 Sn1335
Phantom: SAM with CRP_20120521; Type: SAM; Serial: 1679
Measurement SW: DASY52, Version 52.8 (8); SEMCAD X Version 14.6.10 (7331)

Test Date: 2015-10-09; Ambient Temp: 21.2; Tissue Temp:21.6

1.0 cm space from Body, Rear, LTE Band 13 Ch. 23230, Ant Internal

Mode : BandWidth 10 MHz, QPSK, RB Size:1

With Enlarge plot image

Area Scan (81x131x1): Interpolated grid: dx=15mm, dy=15mm
Zoom Scan (5x5x7)/Cube 0: Measurement grid: dx=8mm, dy=8mm, dz=5mm
Power Drift = 0.07 dB
Peak SAR (extrapolated) = 0.569 W/kg
SAR(1 g) = 0.448 W/kg; SAR(10 g) = 0.343 W/kg

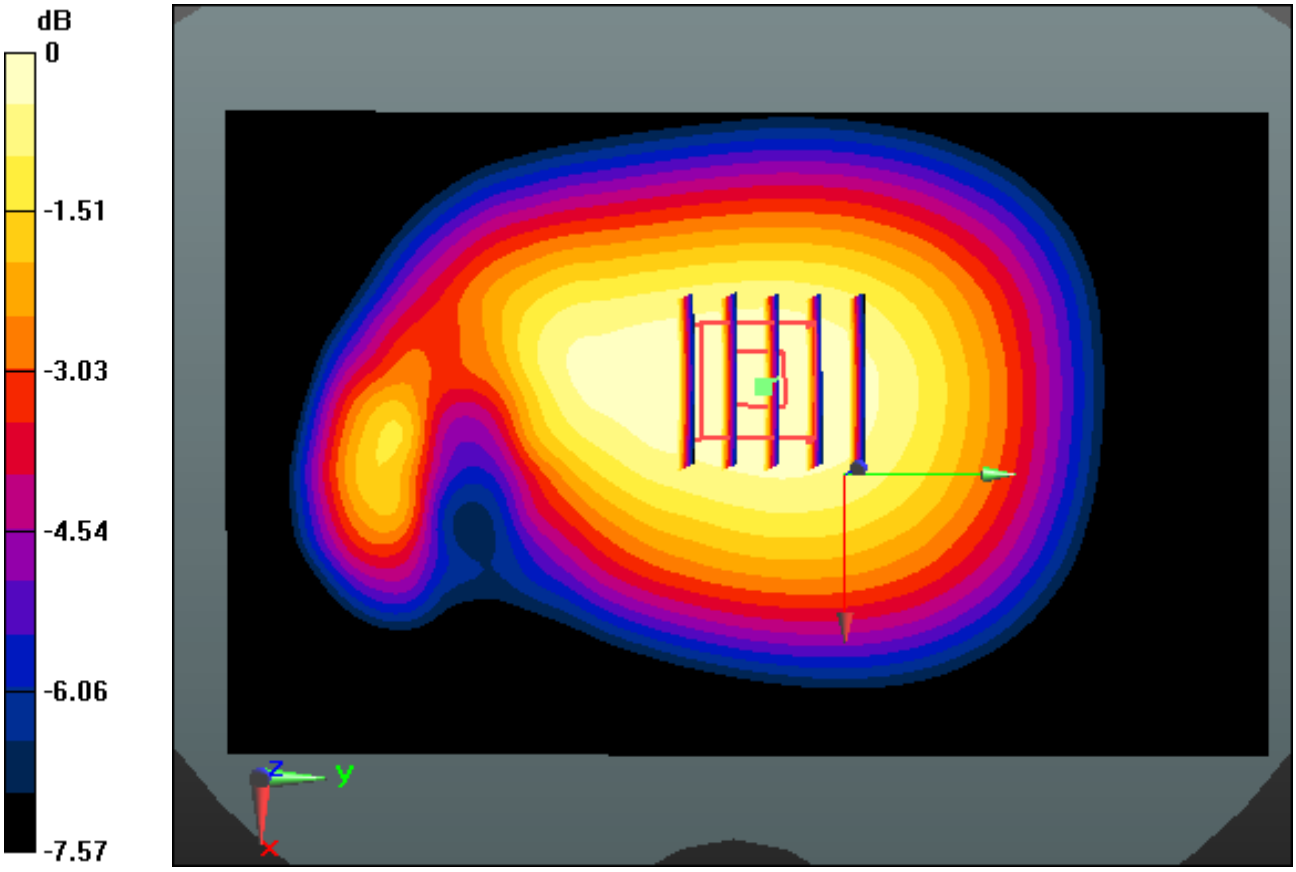

0 dB = 0.517 W/kg

DT&C Co., Ltd.

DUT: PM80; Type: PDA

Communication System: LTE Band 13 (0); Frequency: 782 MHz;Duty Cycle: 1:1
Medium parameters used: f = 782 MHz; σ = 0.989 S/m; ε_r = 54.845; ρ = 1000 kg/m^3
Phantom section: Flat Section

DASY5 Configuration:
Probe: EX3DV4 - SN3930; ConvF(9.64, 9.64, 9.64); Calibrated: 2015-07-22; Electronics: DAE4 Sn1335
Phantom: SAM with CRP_20120521; Type: SAM; Serial: 1679
Measurement SW: DASY52, Version 52.8 (8); SEMCAD X Version 14.6.10 (7331)

Test Date: 2015-10-09; Ambient Temp: 21.2; Tissue Temp:21.6

1.0 cm space from Body, Rear, LTE Band 13 Ch. 23230, Ant Internal

Mode : BandWidth 10 MHz, QPSK, RB Size:1

Area Scan (81x131x1): Interpolated grid: dx=15mm, dy=15mm
Zoom Scan (5x5x7)/Cube 0: Measurement grid: dx=8mm, dy=8mm, dz=5mm
Power Drift = 0.07 dB
Peak SAR (extrapolated) = 0.569 W/kg
SAR(1 g) = 0.448 W/kg; SAR(10 g) = 0.343 W/kg

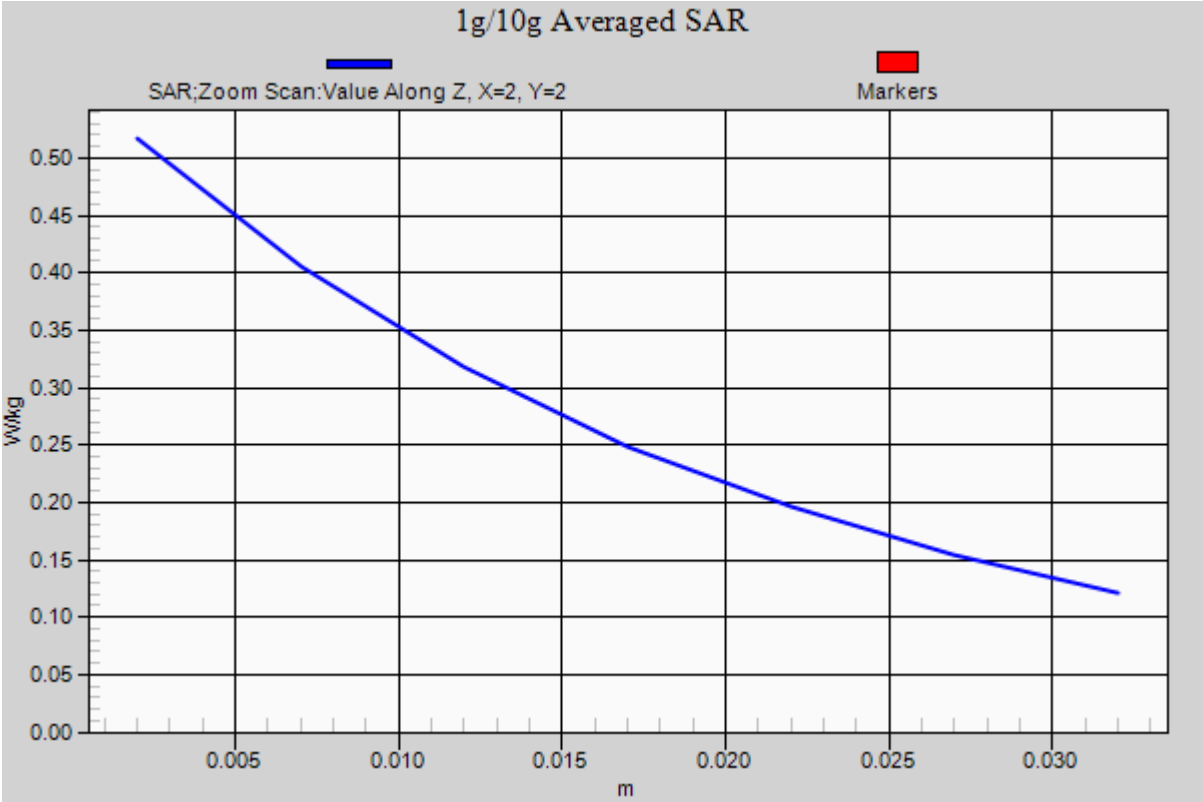

DT&C Co., Ltd.

DUT: PM80; Type: PDA

Communication System: LTE Band 5 (KC) (0); Frequency: 836.5 MHz;Duty Cycle: 1:1
Medium parameters used: f = 836.5 MHz; σ = 0.997 S/m; ε_r = 53.48; ρ = 1000 kg/m^3
Phantom section: Flat Section

DASY5 Configuration:
Probe: EX3DV4 - SN3930; ConvF(9.49, 9.49, 9.49); Calibrated: 2015-07-22; Electronics: DAE4 Sn1335
Phantom: SAM with CRP_20120521; Type: SAM; Serial: 1679
Measurement SW: DASY52, Version 52.8 (8); SEMCAD X Version 14.6.10 (7331)

Test Date: 2015-10-23; Ambient Temp: 21.1; Tissue Temp:21.4

1.0 cm space from Body, Rear, LTE Band 5 Ch. 20525, Ant Internal

Mode : BandWidth 10 MHz, QPSK, RB Size:1

Area Scan (81x131x1): Interpolated grid: dx=15mm, dy=15mm
Zoom Scan (5x5x7)/Cube 0: Measurement grid: dx=8mm, dy=8mm, dz=5mm
Power Drift = -0.03 dB
Peak SAR (extrapolated) = 0.949 W/kg
SAR(1 g) = 0.539 W/kg; SAR(10 g) = 0.285 W/kg

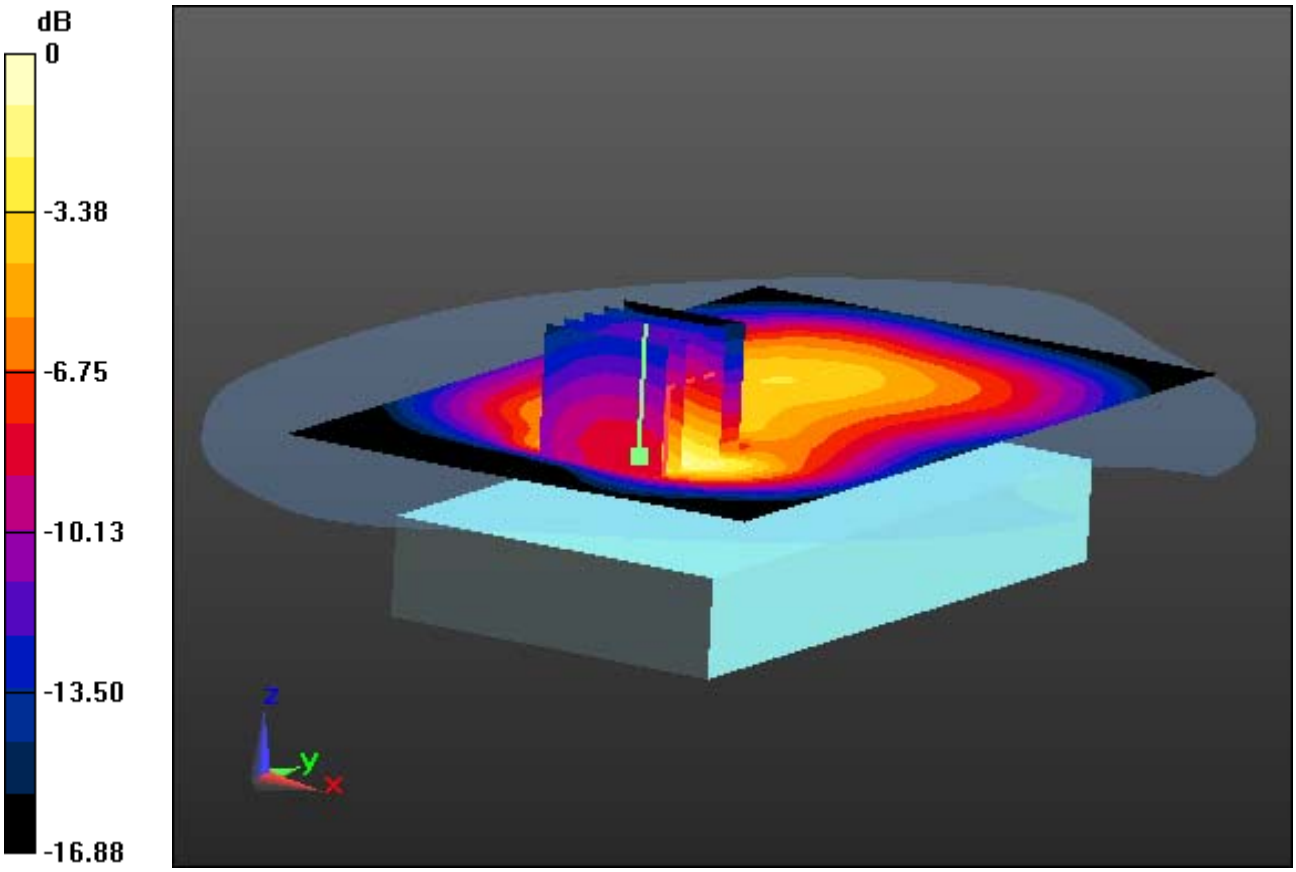

0 dB = 0.757 W/kg

DT&C Co., Ltd.

DUT: PM80; Type: PDA

Communication System: LTE Band 5 (KC) (0); Frequency: 836.5 MHz;Duty Cycle: 1:1
Medium parameters used: f = 836.5 MHz; σ = 0.997 S/m; ε_r = 53.48; ρ = 1000 kg/m^3
Phantom section: Flat Section

DASY5 Configuration:
Probe: EX3DV4 - SN3930; ConvF(9.49, 9.49, 9.49); Calibrated: 2015-07-22; Electronics: DAE4 Sn1335
Phantom: SAM with CRP_20120521; Type: SAM; Serial: 1679
Measurement SW: DASY52, Version 52.8 (8); SEMCAD X Version 14.6.10 (7331)

Test Date: 2015-10-23; Ambient Temp: 21.1; Tissue Temp:21.4

1.0 cm space from Body, Rear, LTE Band 5 Ch. 20525, Ant Internal

Mode : BandWidth 10 MHz, QPSK, RB Size:1

With Enlarge plot image

Area Scan (81x131x1): Interpolated grid: dx=15mm, dy=15mm
Zoom Scan (5x5x7)/Cube 0: Measurement grid: dx=8mm, dy=8mm, dz=5mm
Power Drift = -0.03 dB
Peak SAR (extrapolated) = 0.949 W/kg
SAR(1 g) = 0.539 W/kg; SAR(10 g) = 0.285 W/kg

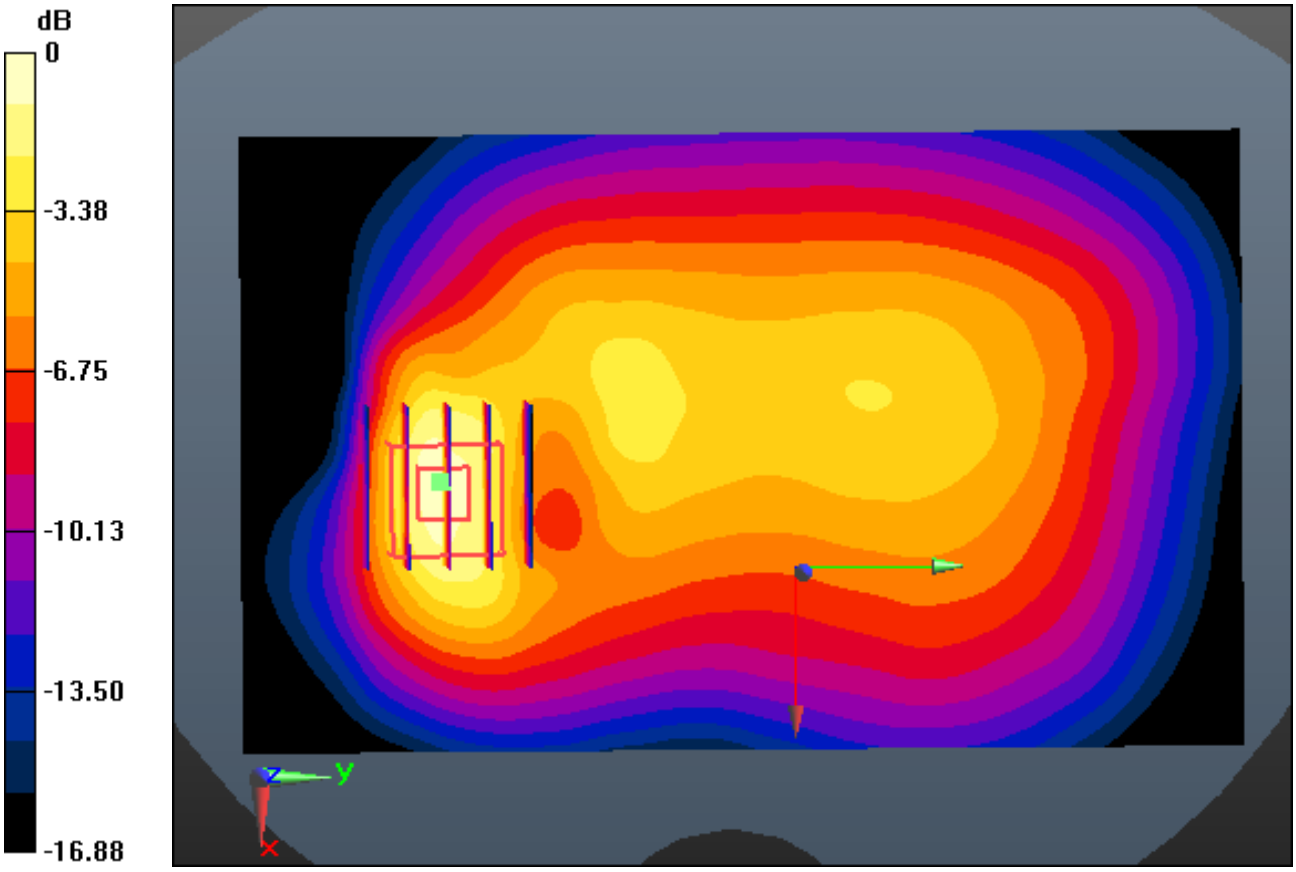

0 dB = 0.757 W/kg

DT&C Co., Ltd.

DUT: PM80; Type: PDA

Communication System: LTE Band 5 (KC) (0); Frequency: 836.5 MHz;Duty Cycle: 1:1
Medium parameters used: f = 836.5 MHz; σ = 0.997 S/m; ε_r = 53.48; ρ = 1000 kg/m^3
Phantom section: Flat Section

DASY5 Configuration:
Probe: EX3DV4 - SN3930; ConvF(9.49, 9.49, 9.49); Calibrated: 2015-07-22; Electronics: DAE4 Sn1335
Phantom: SAM with CRP_20120521; Type: SAM; Serial: 1679
Measurement SW: DASY52, Version 52.8 (8); SEMCAD X Version 14.6.10 (7331)

Test Date: 2015-10-23; Ambient Temp: 21.1; Tissue Temp:21.4

1.0 cm space from Body, Rear, LTE Band 5 Ch. 20525, Ant Internal

Mode : BandWidth 10 MHz, QPSK, RB Size:1

Area Scan (81x131x1): Interpolated grid: dx=15mm, dy=15mm
Zoom Scan (5x5x7)/Cube 0: Measurement grid: dx=8mm, dy=8mm, dz=5mm
Power Drift = -0.03 dB
Peak SAR (extrapolated) = 0.949 W/kg
SAR(1 g) = 0.539 W/kg; SAR(10 g) = 0.285 W/kg

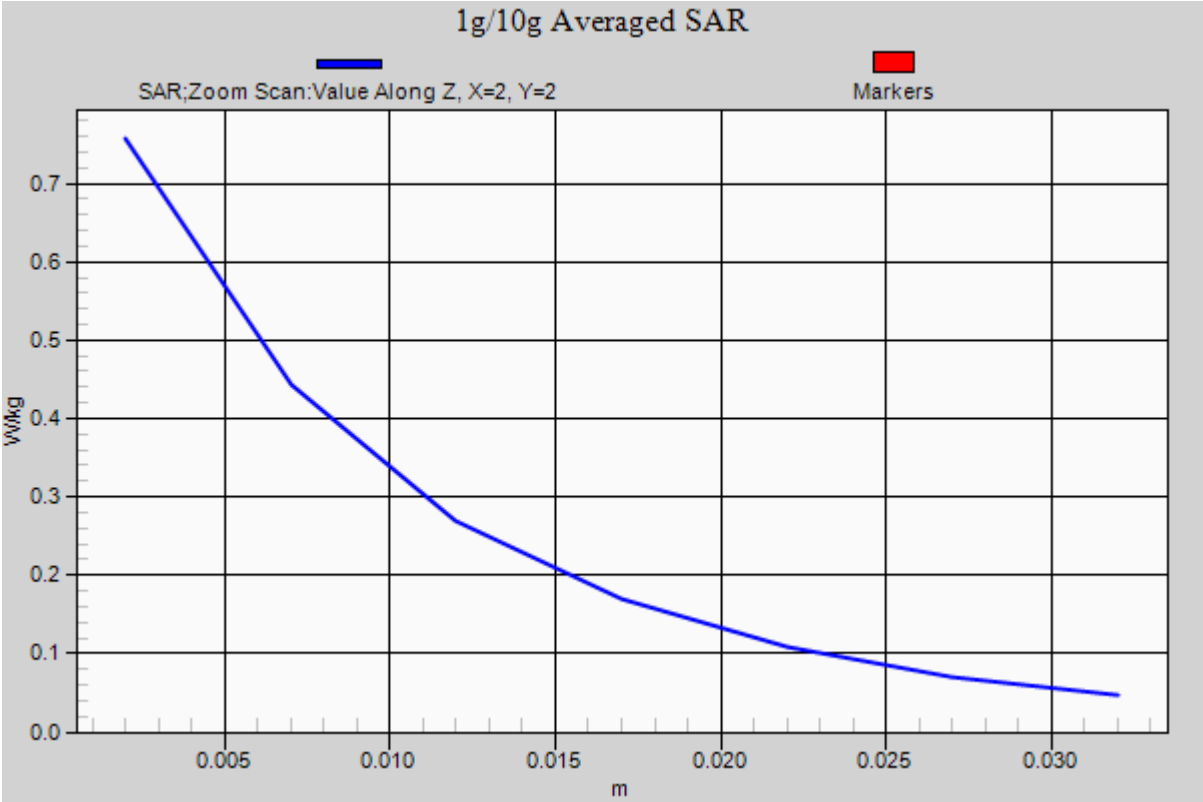

DT&C Co., Ltd.

DUT: PM80; Type: PDA

Communication System: LTE Band 4(FCC) (0); Frequency: 1732.5 MHz;Duty Cycle: 1:1
Medium parameters used: f = 1732.5 MHz; σ = 1.472 S/m; ε_r = 53.75; ρ = 1000 kg/m^3
Phantom section: Flat Section

DASY5 Configuration:
Probe: EX3DV4 - SN3930; ConvF(8.03, 8.03, 8.03); Calibrated: 2015-07-22; Electronics: DAE4 Sn1335
Phantom: SAM with CRP_20120521; Type: SAM; Serial: 1679
Measurement SW: DASY52, Version 52.8 (8); SEMCAD X Version 14.6.10 (7331)

Test Date: 2015-10-22; Ambient Temp: 21.3; Tissue Temp:21.6

1.0 cm space from Body, Rear, LTE Band 4 Ch. 20175, Ant Internal

Mode : BandWidth 20 MHz, QPSK, RB Size:1

Area Scan (81x131x1): Interpolated grid: dx=15mm, dy=15mm
Zoom Scan (5x5x7)/Cube 0: Measurement grid: dx=8mm, dy=8mm, dz=5mm
Power Drift = 0.01 dB
Peak SAR (extrapolated) = 1.30 W/kg
SAR(1 g) = 0.762 W/kg; SAR(10 g) = 0.431 W/kg

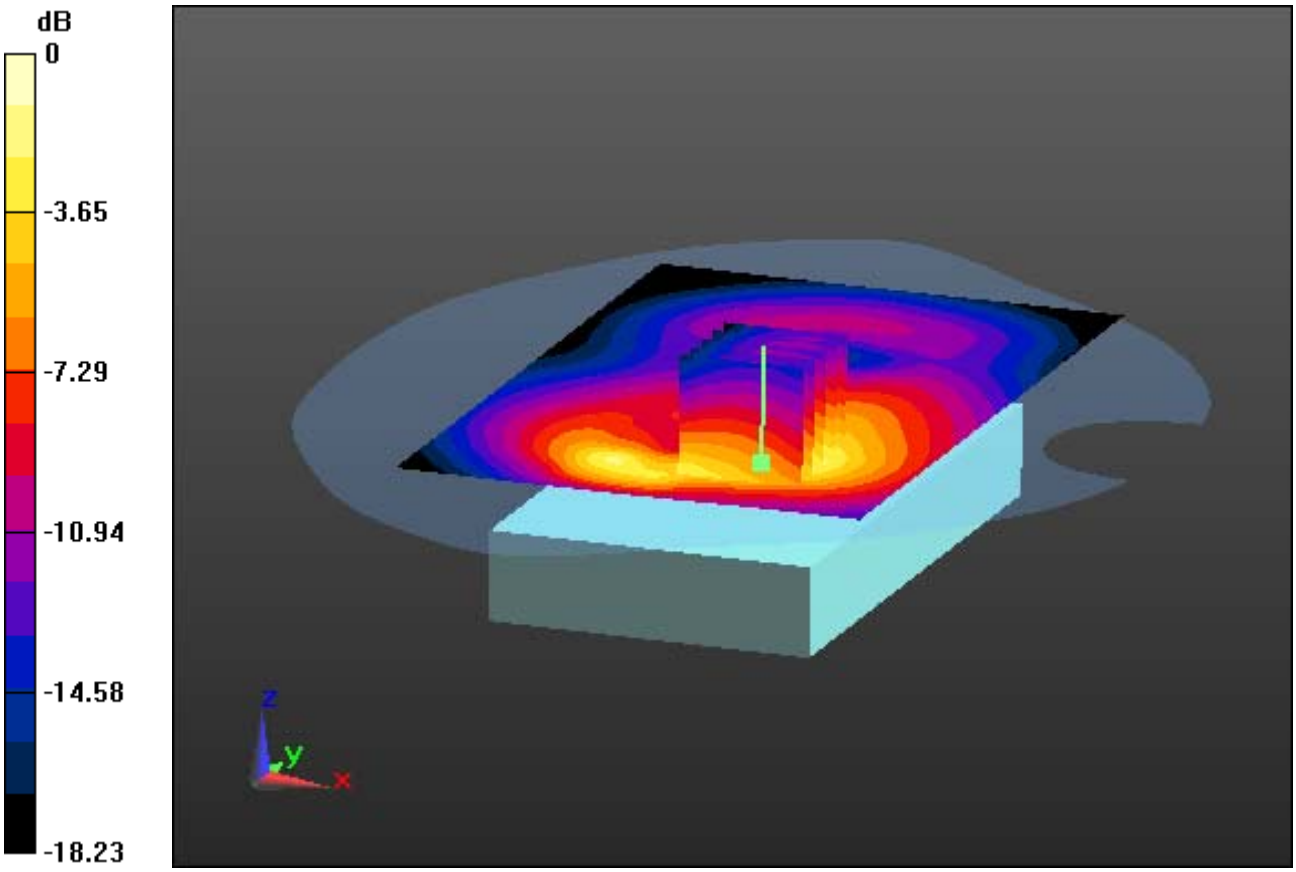

0 dB = 0.987 W/kg

DT&C Co., Ltd.

DUT: PM80; Type: PDA

Communication System: LTE Band 4(FCC) (0); Frequency: 1732.5 MHz;Duty Cycle: 1:1
Medium parameters used: f = 1732.5 MHz; σ = 1.472 S/m; ε_r = 53.75; ρ = 1000 kg/m^3
Phantom section: Flat Section

DASY5 Configuration:
Probe: EX3DV4 - SN3930; ConvF(8.03, 8.03, 8.03); Calibrated: 2015-07-22; Electronics: DAE4 Sn1335
Phantom: SAM with CRP_20120521; Type: SAM; Serial: 1679
Measurement SW: DASY52, Version 52.8 (8); SEMCAD X Version 14.6.10 (7331)

Test Date: 2015-10-22; Ambient Temp: 21.3; Tissue Temp:21.6

1.0 cm space from Body, Rear, LTE Band 4 Ch. 20175, Ant Internal

Mode : BandWidth 10 MHz, QPSK, RB Size:1

With Enlarge plot image

Area Scan (81x131x1): Interpolated grid: dx=15mm, dy=15mm
Zoom Scan (5x5x7)/Cube 0: Measurement grid: dx=8mm, dy=8mm, dz=5mm
Power Drift = 0.01 dB
Peak SAR (extrapolated) = 1.30 W/kg
SAR(1 g) = 0.762 W/kg; SAR(10 g) = 0.431 W/kg

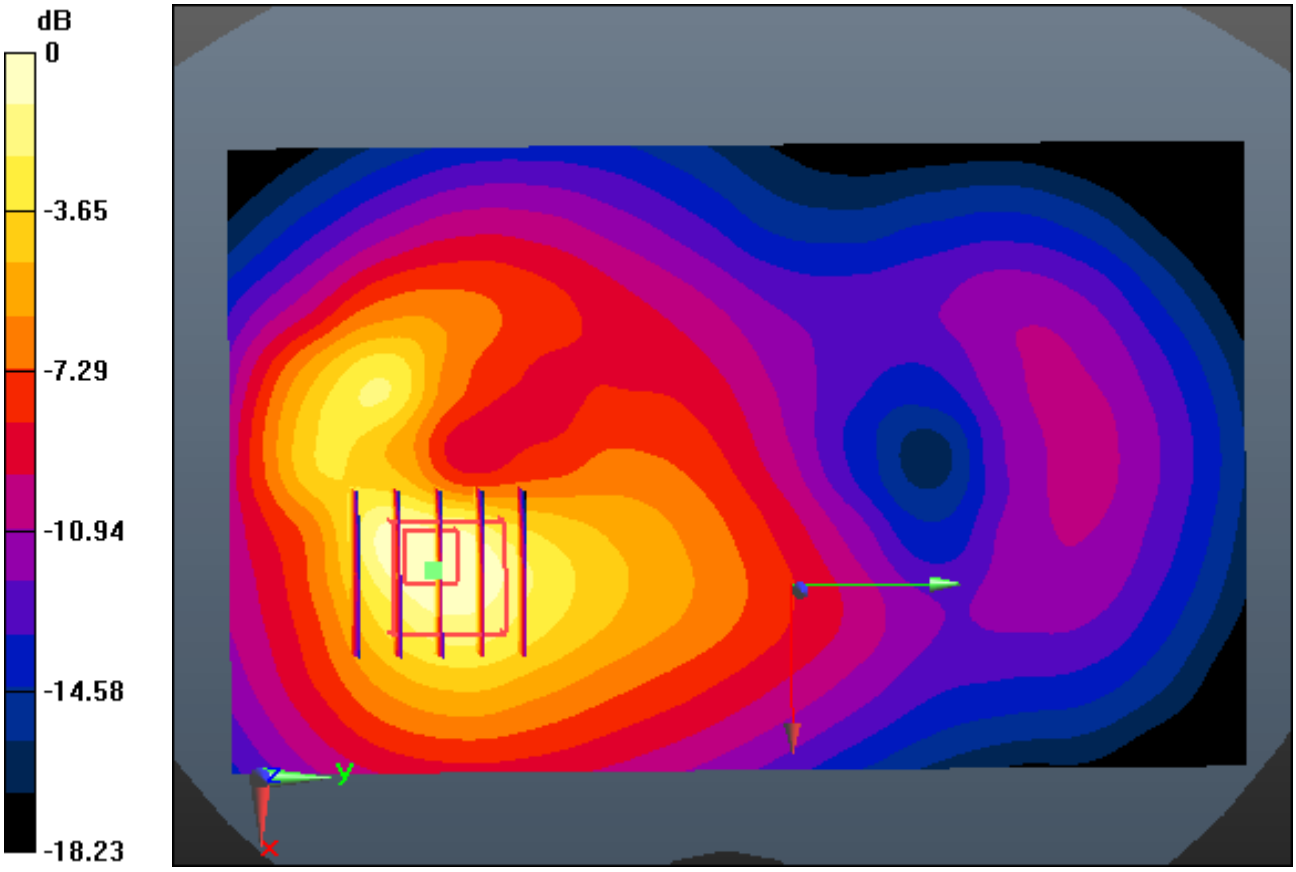

0 dB = 0.987 W/kg

DT&C Co., Ltd.

DUT: PM80; Type: PDA

Communication System: LTE Band 4(FCC) (0); Frequency: 1732.5 MHz;Duty Cycle: 1:1
Medium parameters used: f = 1732.5 MHz; σ = 1.472 S/m; ε_r = 53.75; ρ = 1000 kg/m^3
Phantom section: Flat Section

DASY5 Configuration:
Probe: EX3DV4 - SN3930; ConvF(8.03, 8.03, 8.03); Calibrated: 2015-07-22; Electronics: DAE4 Sn1335
Phantom: SAM with CRP_20120521; Type: SAM; Serial: 1679
Measurement SW: DASY52, Version 52.8 (8); SEMCAD X Version 14.6.10 (7331)

Test Date: 2015-10-22; Ambient Temp: 21.3; Tissue Temp:21.6

1.0 cm space from Body, Rear, LTE Band 4 Ch. 20175, Ant Internal

Mode : BandWidth 20 MHz, QPSK, RB Size:1

Area Scan (81x131x1): Interpolated grid: dx=15mm, dy=15mm
Zoom Scan (5x5x7)/Cube 0: Measurement grid: dx=8mm, dy=8mm, dz=5mm
Power Drift = 0.01 dB
Peak SAR (extrapolated) = 1.30 W/kg
SAR(1 g) = 0.762 W/kg; SAR(10 g) = 0.431 W/kg

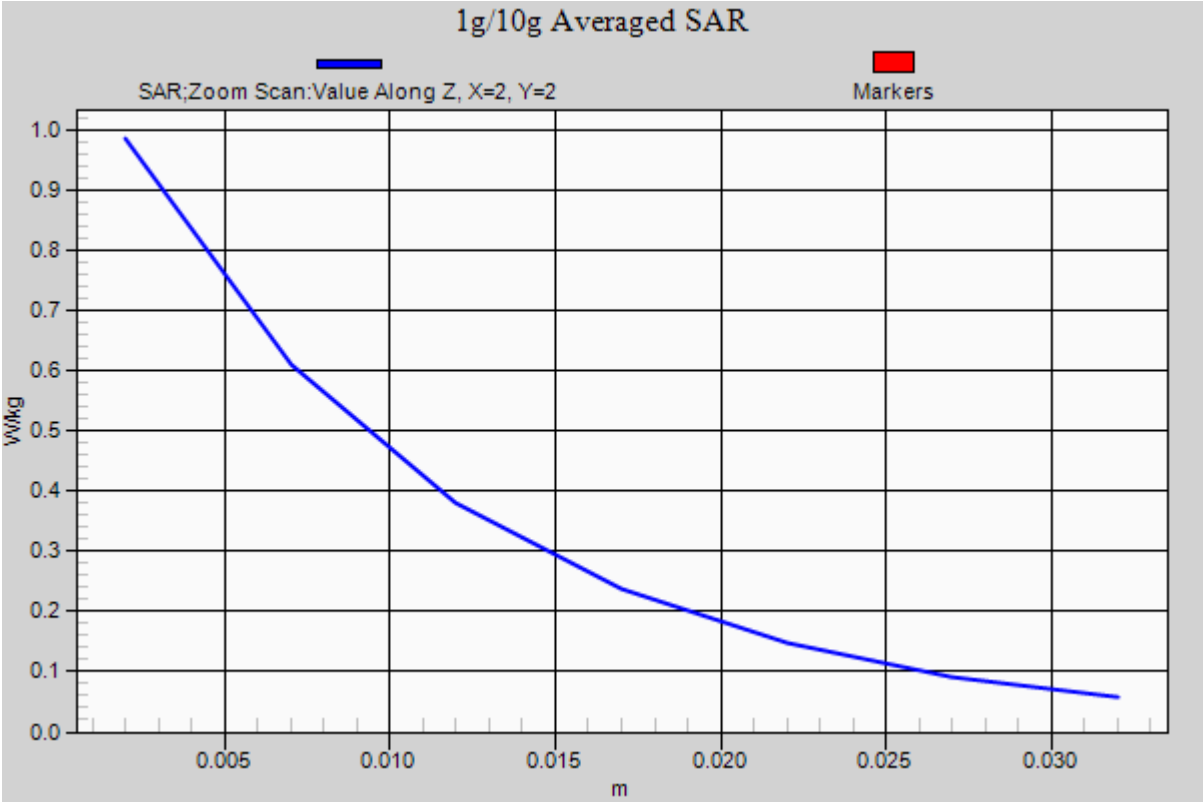

DT&C Co., Ltd.

DUT: PM80; Type: PDA

Communication System: LTE Band 2 (0); Frequency: 1880 MHz;Duty Cycle: 1:1
Medium parameters used: f = 1880 MHz; σ = 1.521 S/m; ε_r = 51.59; ρ = 1000 kg/m^3
Phantom section: Flat Section

DASY5 Configuration:
Probe: EX3DV4 - SN3930; ConvF(7.78, 7.78, 7.78); Calibrated: 2015-07-22; Electronics: DAE4 Sn1335
Phantom: SAM with CRP_20120521; Type: SAM; Serial: 1679
Measurement SW: DASY52, Version 52.8 (8); SEMCAD X Version 14.6.10 (7331)

Test Date: 2015-10-21; Ambient Temp: 21.4; Tissue Temp:21.8

1.0 cm space from Body, Rear, LTE Band 2 Ch. 18900, Ant Internal

Mode : BandWidth 20 MHz, QPSK, RB Size:1

Area Scan (81x131x1): Interpolated grid: dx=15mm, dy=15mm
Zoom Scan (5x5x7)/Cube 0: Measurement grid: dx=8mm, dy=8mm, dz=5mm
Power Drift = -0.07 dB
Peak SAR (extrapolated) = 0.753 W/kg
SAR(1 g) = 0.422 W/kg; SAR(10 g) = 0.224 W/kg

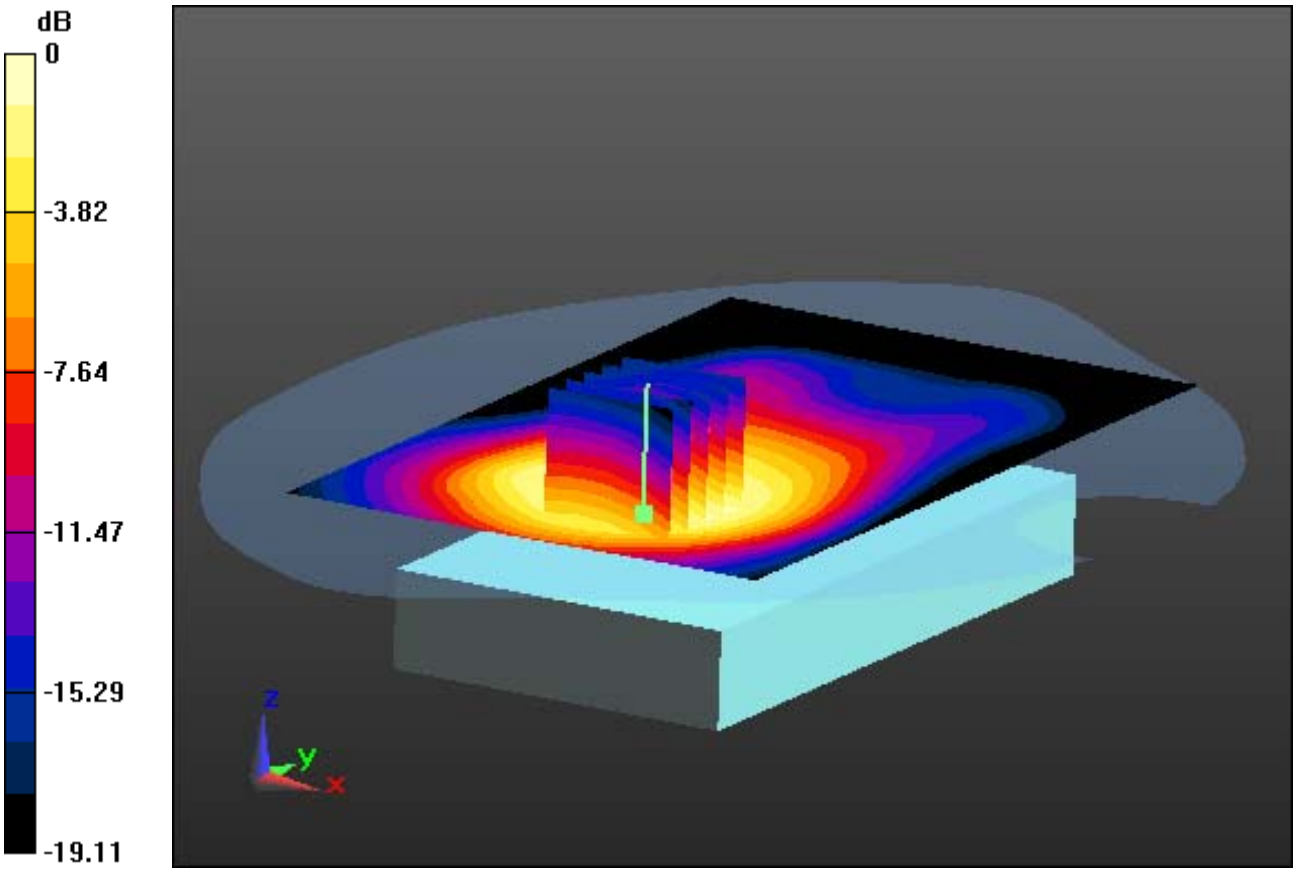

0 dB = 0.599 W/kg

DT&C Co., Ltd.

DUT: PM80; Type: PDA

Communication System: LTE Band 2 (0); Frequency: 1880 MHz;Duty Cycle: 1:1
Medium parameters used: f = 1880 MHz; σ = 1.521 S/m; ε_r = 51.59; ρ = 1000 kg/m^3
Phantom section: Flat Section

DASY5 Configuration:
Probe: EX3DV4 - SN3930; ConvF(7.78, 7.78, 7.78); Calibrated: 2015-07-22; Electronics: DAE4 Sn1335
Phantom: SAM with CRP_20120521; Type: SAM; Serial: 1679
Measurement SW: DASY52, Version 52.8 (8); SEMCAD X Version 14.6.10 (7331)

Test Date: 2015-10-21; Ambient Temp: 21.4; Tissue Temp:21.8

1.0 cm space from Body, Rear, LTE Band 2 Ch. 18900, Ant Internal

Mode : BandWidth 20 MHz, QPSK, RB Size:1

With Enlarge plot image

Area Scan (81x131x1): Interpolated grid: dx=15mm, dy=15mm
Zoom Scan (5x5x7)/Cube 0: Measurement grid: dx=8mm, dy=8mm, dz=5mm
Power Drift = -0.07 dB
Peak SAR (extrapolated) = 0.753 W/kg
SAR(1 g) = 0.422 W/kg; SAR(10 g) = 0.224 W/kg

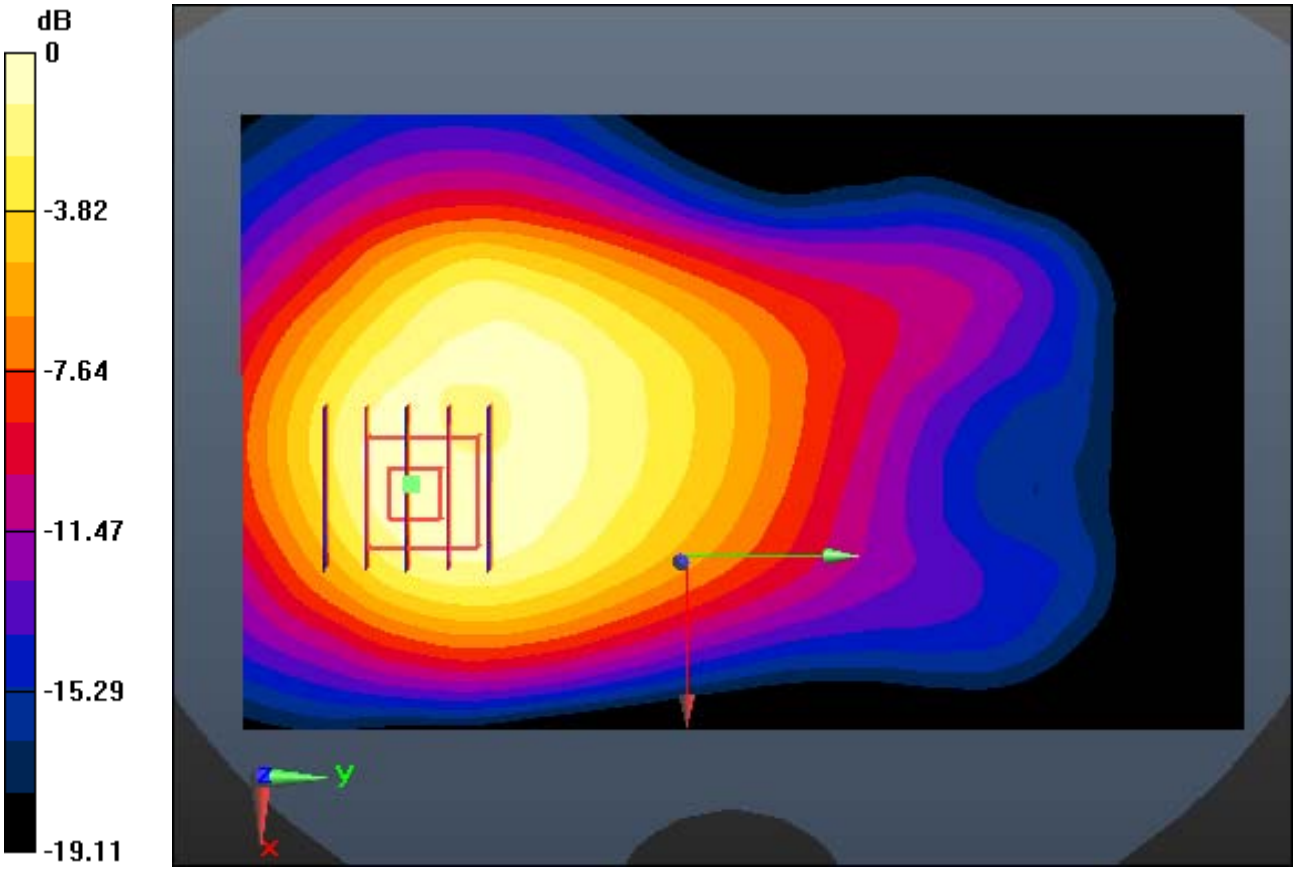

0 dB = 0.599 W/kg

DT&C Co., Ltd.

DUT: PM80; Type: PDA

Communication System: LTE Band 2 (0); Frequency: 1880 MHz;Duty Cycle: 1:1
Medium parameters used: f = 1880 MHz; σ = 1.521 S/m; ε_r = 51.59; ρ = 1000 kg/m^3
Phantom section: Flat Section

DASY5 Configuration:
Probe: EX3DV4 - SN3930; ConvF(7.78, 7.78, 7.78); Calibrated: 2015-07-22; Electronics: DAE4 Sn1335
Phantom: SAM with CRP_20120521; Type: SAM; Serial: 1679
Measurement SW: DASY52, Version 52.8 (8); SEMCAD X Version 14.6.10 (7331)

Test Date: 2015-10-21; Ambient Temp: 21.4; Tissue Temp:21.8

1.0 cm space from Body, Rear, LTE Band 2 Ch. 18900, Ant Internal

Mode : BandWidth 20 MHz, QPSK, RB Size:1

Area Scan (81x131x1): Interpolated grid: dx=15mm, dy=15mm
Zoom Scan (5x5x7)/Cube 0: Measurement grid: dx=8mm, dy=8mm, dz=5mm
Power Drift = -0.07 dB
Peak SAR (extrapolated) = 0.753 W/kg
SAR(1 g) = 0.422 W/kg; SAR(10 g) = 0.224 W/kg

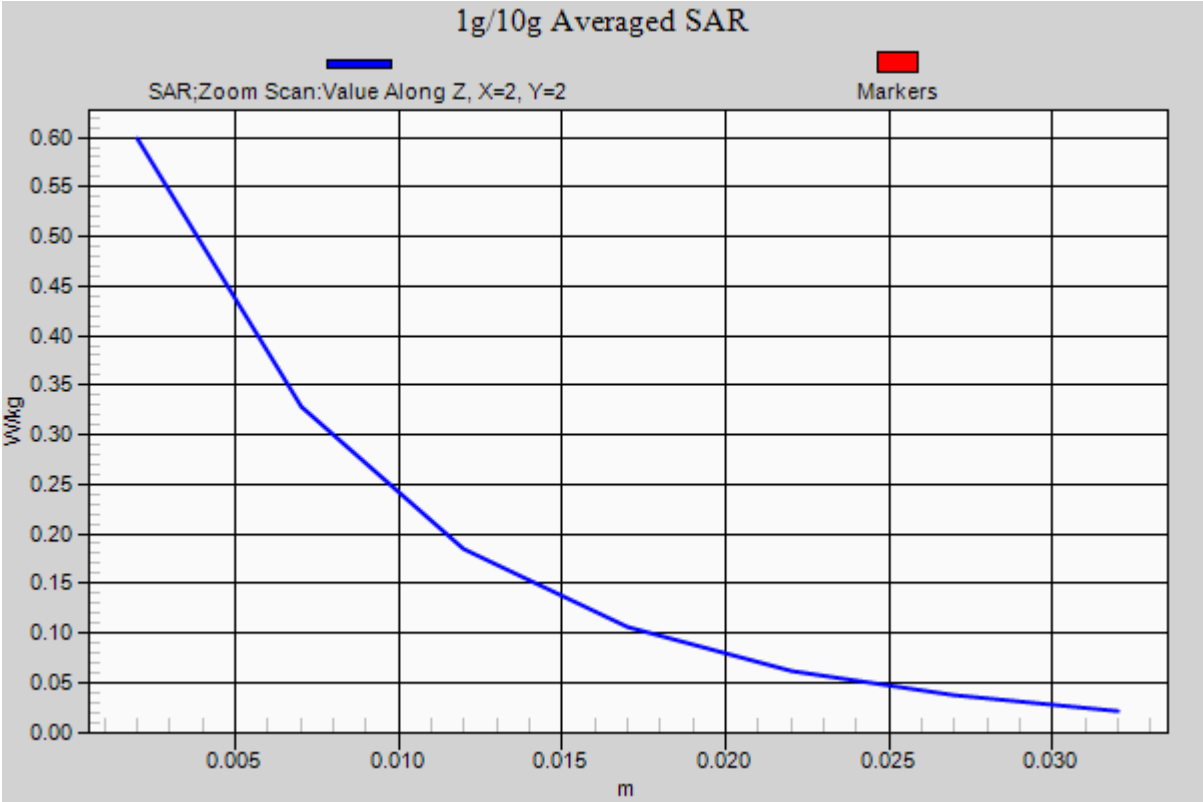

DT&C Co., Ltd.

DUT: PM80; Type: PDA

Communication System: W-LAN 2.4G(802.11b/g/n20, 40) (0); Frequency: 2412 MHz;Duty Cycle: 1:1
Medium parameters used: f = 2412 MHz; σ = 1.912 S/m; ε_r = 51.581; ρ = 1000 kg/m^3
Phantom section: Flat Section

DASY5 Configuration:
Probe: EX3DV4 - SN3866; ConvF(7, 7, 7); Calibrated: 5/27/2015; Electronics: DAE4 Sn1391
Phantom: SAM (30deg probe tilt) with CRP v5.0(Right); Type: QD000P40CD; Serial: TP:1220
Measurement SW: DASY52, Version 52.8 (8); SEMCAD X Version 14.6.10 (7331)

Test Date: 2015-10-28; Ambient Temp: 21.5 Tissue Temp:21.8

1.0 cm space from Body, Rear, W-LAN(802.11b) Ch. 1, Ant Internal

Area Scan (81x131x1): Interpolated grid: dx=12mm, dy=12mm
Zoom Scan (5x5x7)/Cube 0: Measurement grid: dx=5mm, dy=5mm, dz=5mm
Power Drift = 0.11 dB
Peak SAR (extrapolated) = 0.0600 W/kg
SAR(1 g) = 0.034 W/kg; SAR(10 g) = 0.018 W/kg

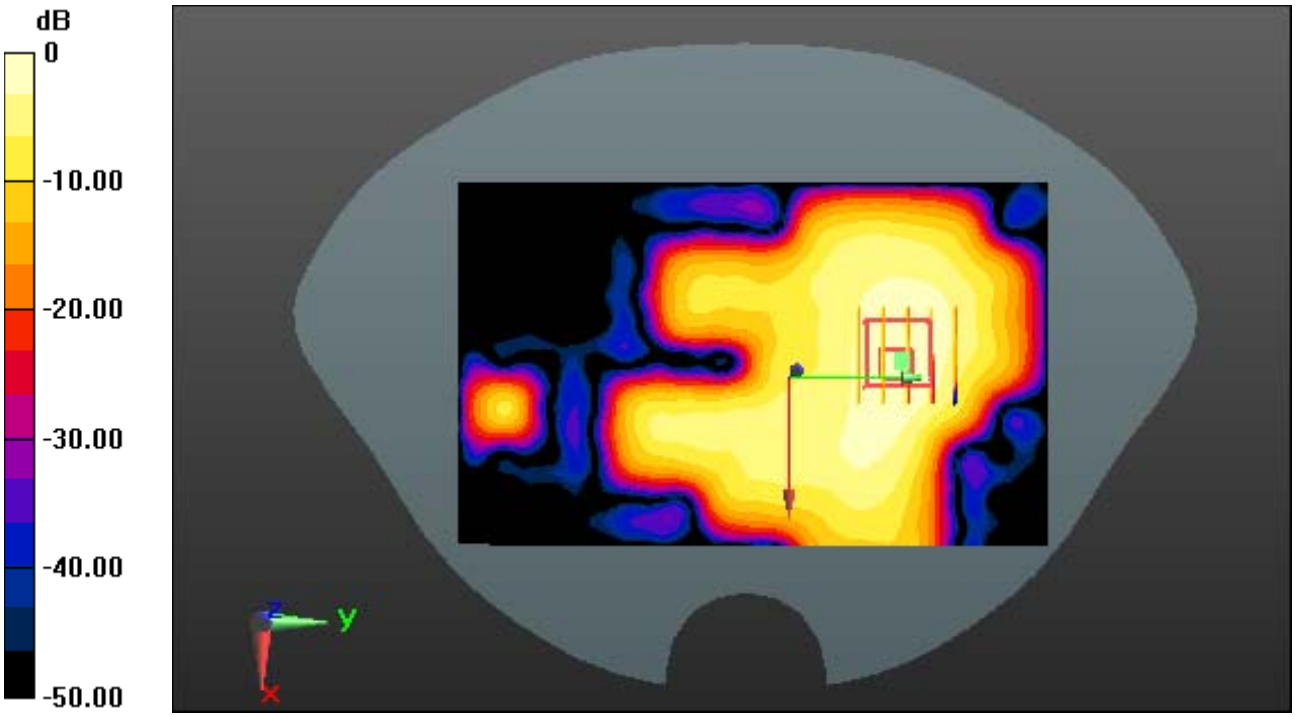

0 dB = 0.0462 W/kg

DT&C Co., Ltd.

DUT: PM80; Type: PDA

Communication System: W-LAN 2.4G(802.11b/g/n20, 40) (0); Frequency: 2412 MHz;Duty Cycle: 1:1
Medium parameters used: f = 2412 MHz; σ = 1.912 S/m; ε_r = 51.581; ρ = 1000 kg/m^3
Phantom section: Flat Section

DASY5 Configuration:
Probe: EX3DV4 - SN3866; ConvF(7, 7, 7); Calibrated: 5/27/2015; Electronics: DAE4 Sn1391
Phantom: SAM (30deg probe tilt) with CRP v5.0(Right); Type: QD000P40CD; Serial: TP:1220
Measurement SW: DASY52, Version 52.8 (8); SEMCAD X Version 14.6.10 (7331)

Test Date: 2015-10-28; Ambient Temp: 21.5 Tissue Temp:21.8

1.0 cm space from Body, Rear, W-LAN(802.11b) Ch. 1, Ant Internal

With Enlarge plot image

Area Scan (81x131x1): Interpolated grid: dx=12mm, dy=12mm
Zoom Scan (5x5x7)/Cube 0: Measurement grid: dx=5mm, dy=5mm, dz=5mm
Power Drift = 0.11 dB
Peak SAR (extrapolated) = 0.0600 W/kg
SAR(1 g) = 0.034 W/kg; SAR(10 g) = 0.018 W/kg

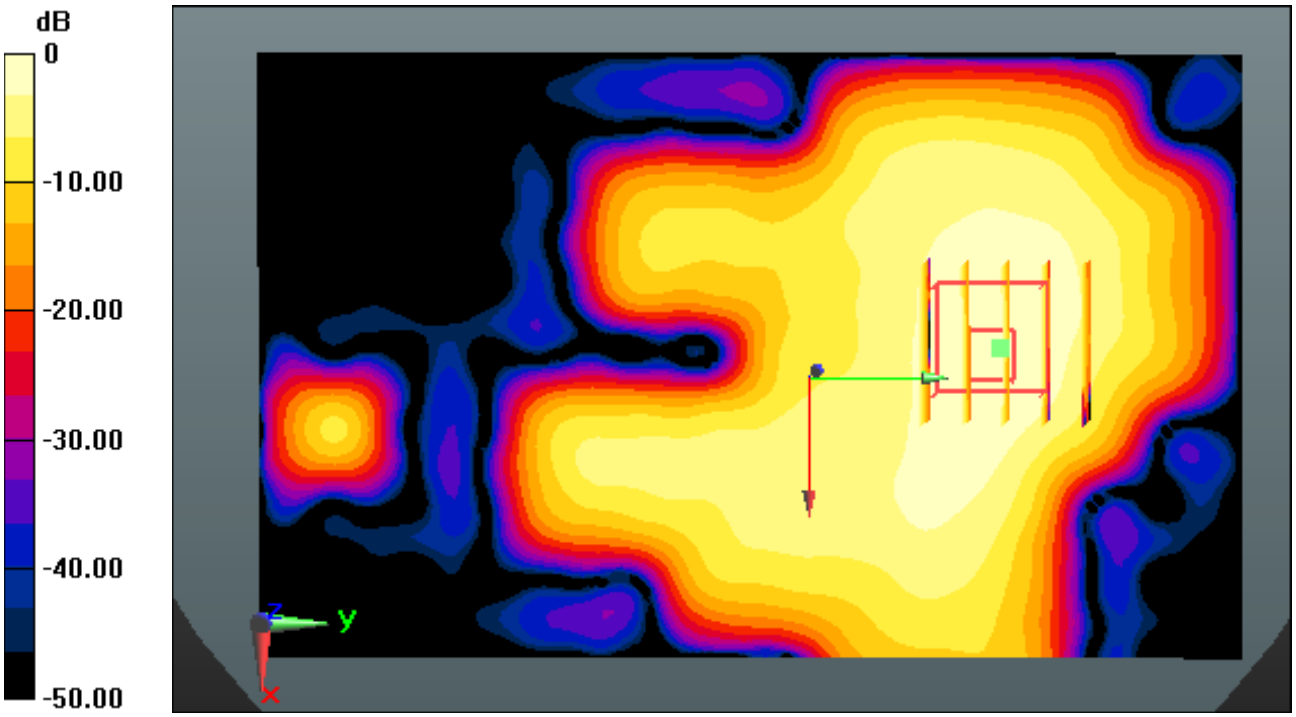

0 dB = 0.0462 W/kg

DT&C Co., Ltd.

DUT: PM80; Type: PDA

Communication System: W-LAN 2.4G(802.11b/g/n20, 40) (0); Frequency: 2412 MHz;Duty Cycle: 1:1
Medium parameters used: f = 2412 MHz; σ = 1.912 S/m; ε_r = 51.581; ρ = 1000 kg/m^3
Phantom section: Flat Section

DASY5 Configuration:
Probe: EX3DV4 - SN3866; ConvF(7, 7, 7); Calibrated: 5/27/2015; Electronics: DAE4 Sn1391
Phantom: SAM (30deg probe tilt) with CRP v5.0(Right); Type: QD000P40CD; Serial: TP:1220
Measurement SW: DASY52, Version 52.8 (8); SEMCAD X Version 14.6.10 (7331)

Test Date: 2015-10-28; Ambient Temp: 21.5 Tissue Temp:21.8

1.0 cm space from Body, Rear, W-LAN(802.11b) Ch. 1, Ant Internal

Area Scan (81x131x1): Interpolated grid: dx=12mm, dy=12mm
Zoom Scan (5x5x7)/Cube 0: Measurement grid: dx=5mm, dy=5mm, dz=5mm
Power Drift = 0.11 dB
Peak SAR (extrapolated) = 0.0600 W/kg
SAR(1 g) = 0.034 W/kg; SAR(10 g) = 0.018 W/kg

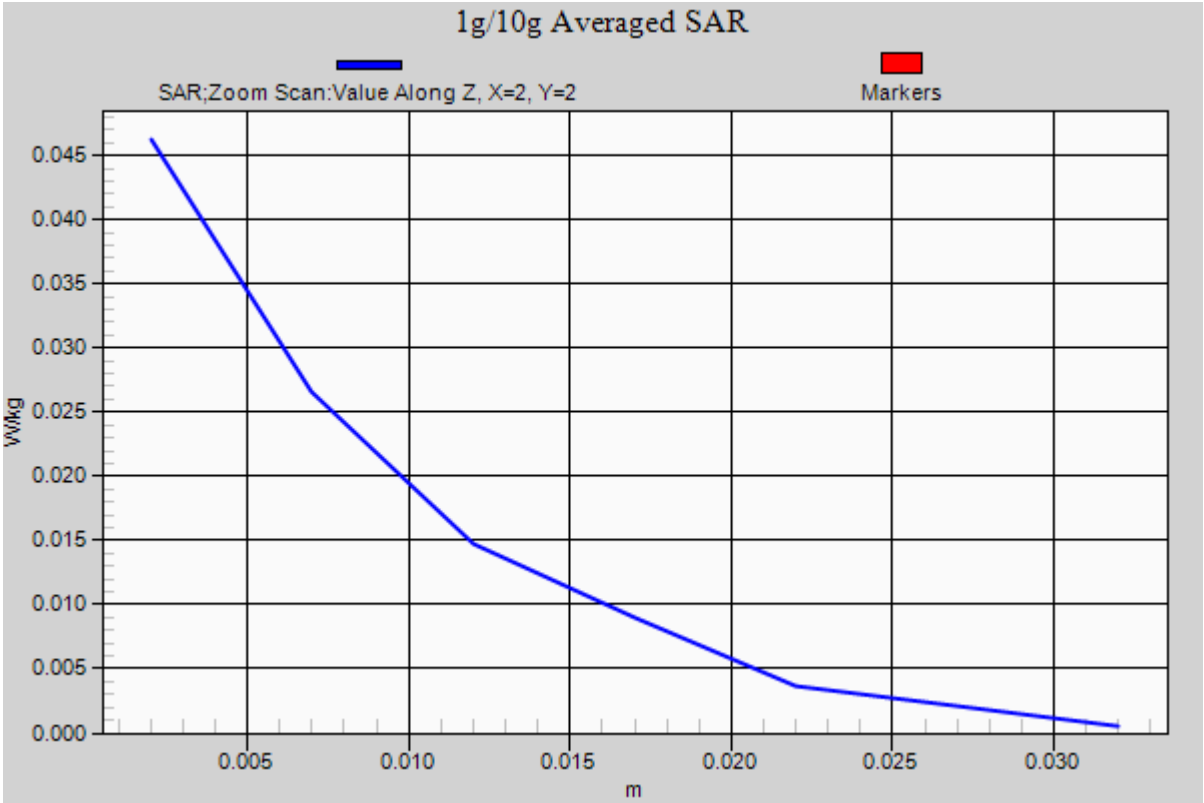

DT&C Co., Ltd.

DUT: PM80; Type: PDA

Communication System: GSM 850 (0); Frequency: 836.6 MHz;Duty Cycle: 1:8.3
Medium parameters used: f = 836.6 MHz; σ = 0.99 S/m; ε_r = 53.681; ρ = 1000 kg/m^3
Phantom section: Flat Section

DASY5 Configuration:
Probe: EX3DV4 - SN3930; ConvF(9.49, 9.49, 9.49); Calibrated: 7/22/2015; Electronics: DAE4 Sn1335
Phantom: SAM with CRP_20120521; Type: SAM; Serial: 1679
Measurement SW: DASY52, Version 52.8 (8); SEMCAD X Version 14.6.10 (7331)

Test Date: 2015-10-19; Ambient Temp: 21.1; Tissue Temp: 21.6

Touch from Body, Rear, GSM850 Ch. 190, Ant.Internal

Area Scan (81x131x1): Interpolated grid: dx=15 mm, dy=15 mm
Zoom Scan (5x5x7)/Cube 0: Measurement grid: dx=8mm, dy=8mm, dz=5mm
Power Drift = 0.06 dB
Peak SAR (extrapolated) = 1.49 W/kg
SAR(1 g) = 0.676 W/kg; SAR(10 g) = 0.310 W/kg

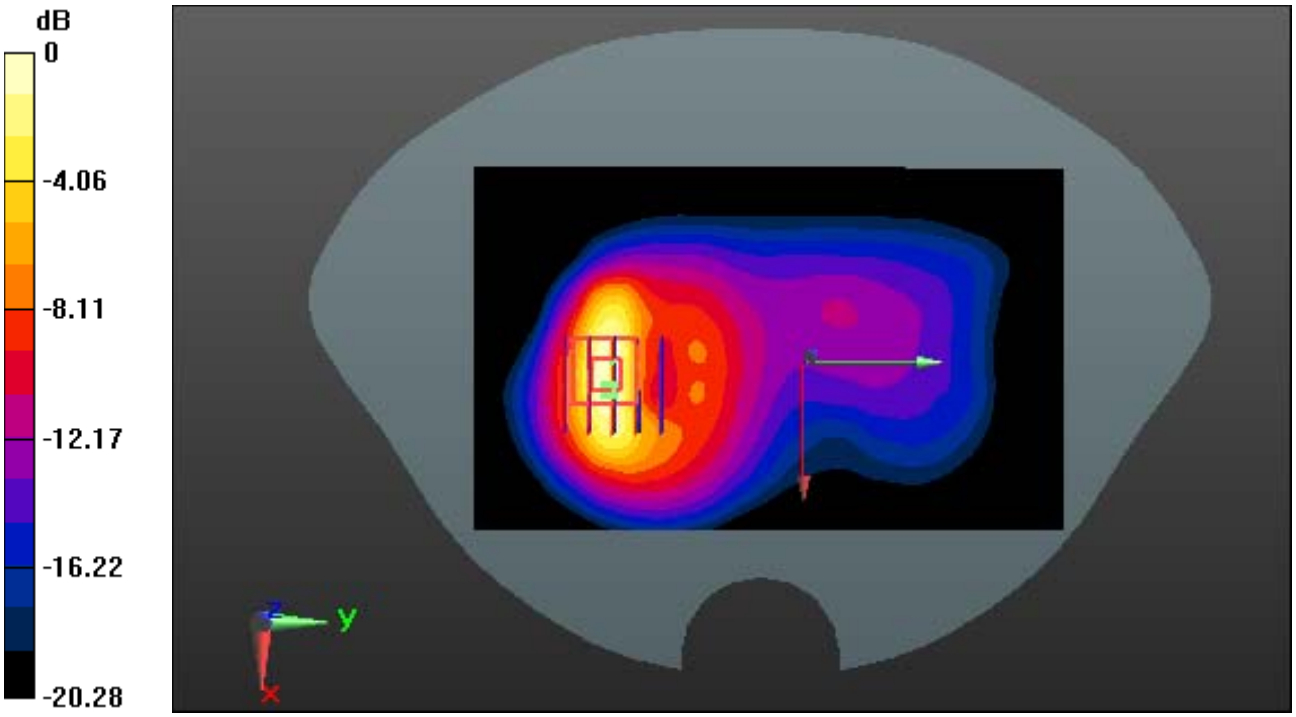

0 dB = 1.11 W/kg

DT&C Co., Ltd.

DUT: PM80; Type: PDA

Communication System: GSM 850 (0); Frequency: 836.6 MHz;Duty Cycle: 1:8.3
Medium parameters used: f = 836.6 MHz; σ = 0.99 S/m; ε_r = 53.681; ρ = 1000 kg/m^3
Phantom section: Flat Section

DASY5 Configuration:
Probe: EX3DV4 - SN3930; ConvF(9.49, 9.49, 9.49); Calibrated: 7/22/2015; Electronics: DAE4 Sn1335
Phantom: SAM with CRP_20120521; Type: SAM; Serial: 1679
Measurement SW: DASY52, Version 52.8 (8); SEMCAD X Version 14.6.10 (7331)

Test Date: 2015-10-19; Ambient Temp: 21.1; Tissue Temp: 21.6

Touch from Body, Rear, GSM850 Ch. 190, Ant.Internal

With Enlarge plot image

Area Scan (81x131x1): Interpolated grid: dx=15 mm, dy=15 mm
Zoom Scan (5x5x7)/Cube 0: Measurement grid: dx=8mm, dy=8mm, dz=5mm
Power Drift = 0.06 dB
Peak SAR (extrapolated) = 1.49 W/kg
SAR(1 g) = 0.676 W/kg; SAR(10 g) = 0.310 W/kg

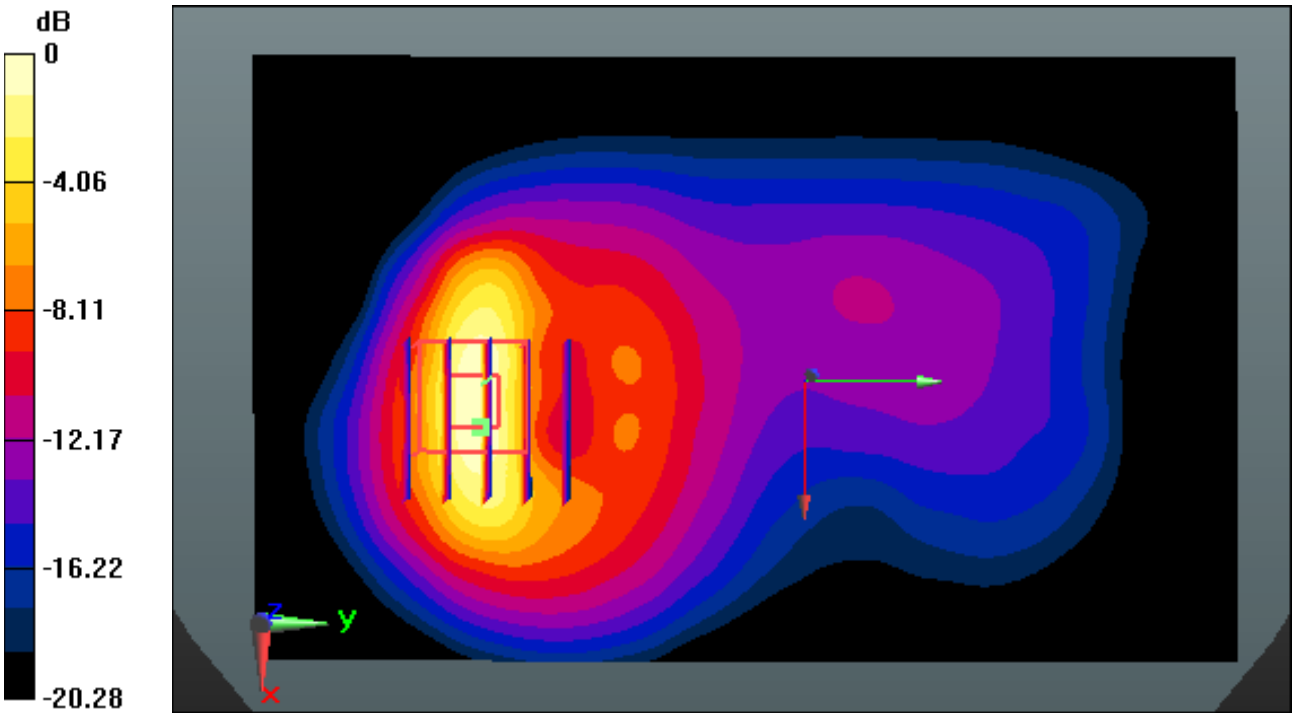

0 dB = 1.11 W/kg

DT&C Co., Ltd.

DUT: PM80; Type: PDA

Communication System: GSM 850 (0); Frequency: 836.6 MHz;Duty Cycle: 1:8.3
Medium parameters used: f = 836.6 MHz; σ = 0.99 S/m; ε_r = 53.681; ρ = 1000 kg/m^3
Phantom section: Flat Section

DASY5 Configuration:
Probe: EX3DV4 - SN3930; ConvF(9.49, 9.49, 9.49); Calibrated: 7/22/2015; Electronics: DAE4 Sn1335
Phantom: SAM with CRP_20120521; Type: SAM; Serial: 1679
Measurement SW: DASY52, Version 52.8 (8); SEMCAD X Version 14.6.10 (7331)

Test Date: 2015-10-19; Ambient Temp: 21.1; Tissue Temp: 21.6

Touch from Body, Rear, GSM850 Ch. 190, Ant.Internal

Area Scan (81x131x1): Interpolated grid: dx=15 mm, dy=15 mm
Zoom Scan (5x5x7)/Cube 0: Measurement grid: dx=8mm, dy=8mm, dz=5mm
Power Drift = 0.06 dB
Peak SAR (extrapolated) = 1.49 W/kg
SAR(1 g) = 0.676 W/kg; SAR(10 g) = 0.310 W/kg

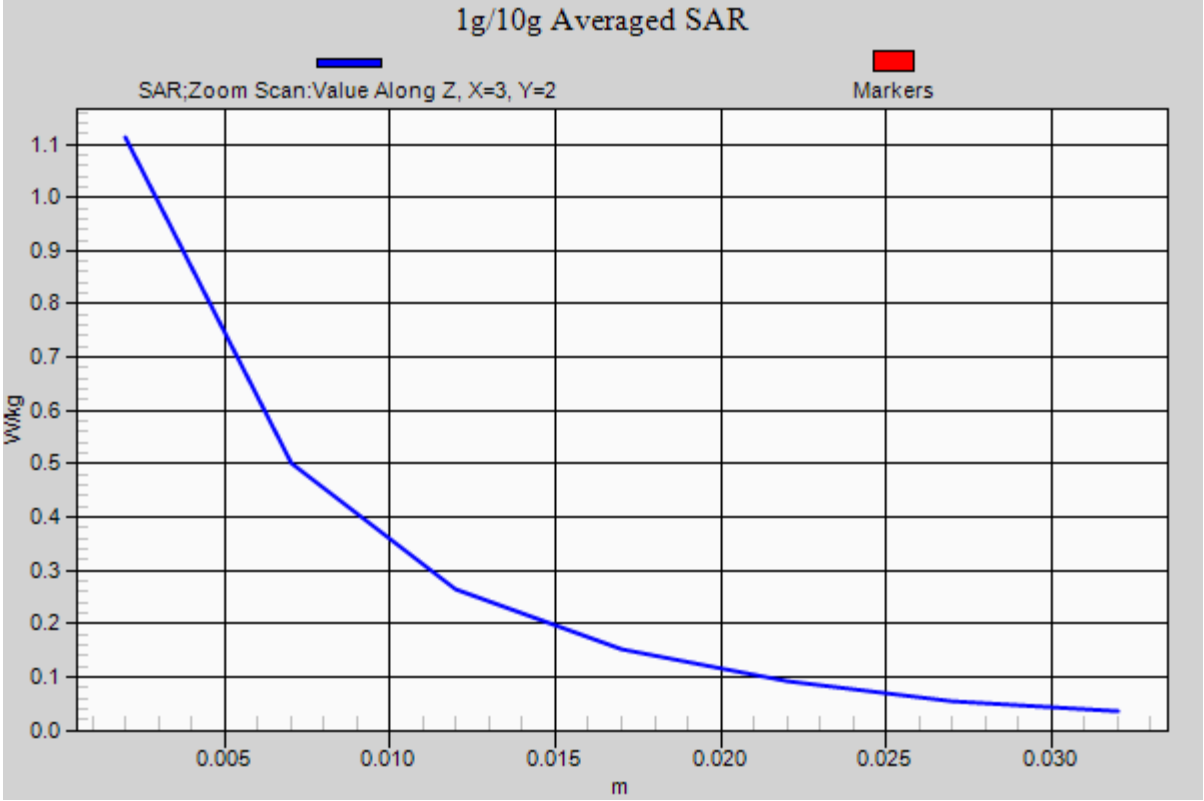

DT&C Co., Ltd.

DUT: PM80; Type: PDA

Communication System: GSM 850_11 (0); Frequency: 836.6 MHz;Duty Cycle: 1:2.77
Medium parameters used: f = 836.6 MHz; σ = 0.99 S/m; ε_r = 53.681; ρ = 1000 kg/m^3
Phantom section: Flat Section

DASY5 Configuration:
Probe: EX3DV4 - SN3930; ConvF(9.49, 9.49, 9.49); Calibrated: 7/22/2015; Electronics: DAE4 Sn1335
Phantom: SAM with CRP_20120521; Type: SAM; Serial: 1679
Measurement SW: DASY52, Version 52.8 (8); SEMCAD X Version 14.6.10 (7331)

Test Date: 2015-10-19; Ambient Temp: 21.1; Tissue Temp: 21.6

Touch from Body, Rear, GSM850 GPRS 3Tx Ch. 190, Ant.Internal

Area Scan (81x131x1): Interpolated grid: dx=15 mm, dy=15 mm
Zoom Scan (5x5x7)/Cube 0: Measurement grid: dx=8mm, dy=8mm, dz=5mm
Power Drift = -0.03 dB
Peak SAR (extrapolated) = 2.09 W/kg
SAR(1 g) = 0.933 W/kg; SAR(10 g) = 0.427 W/kg

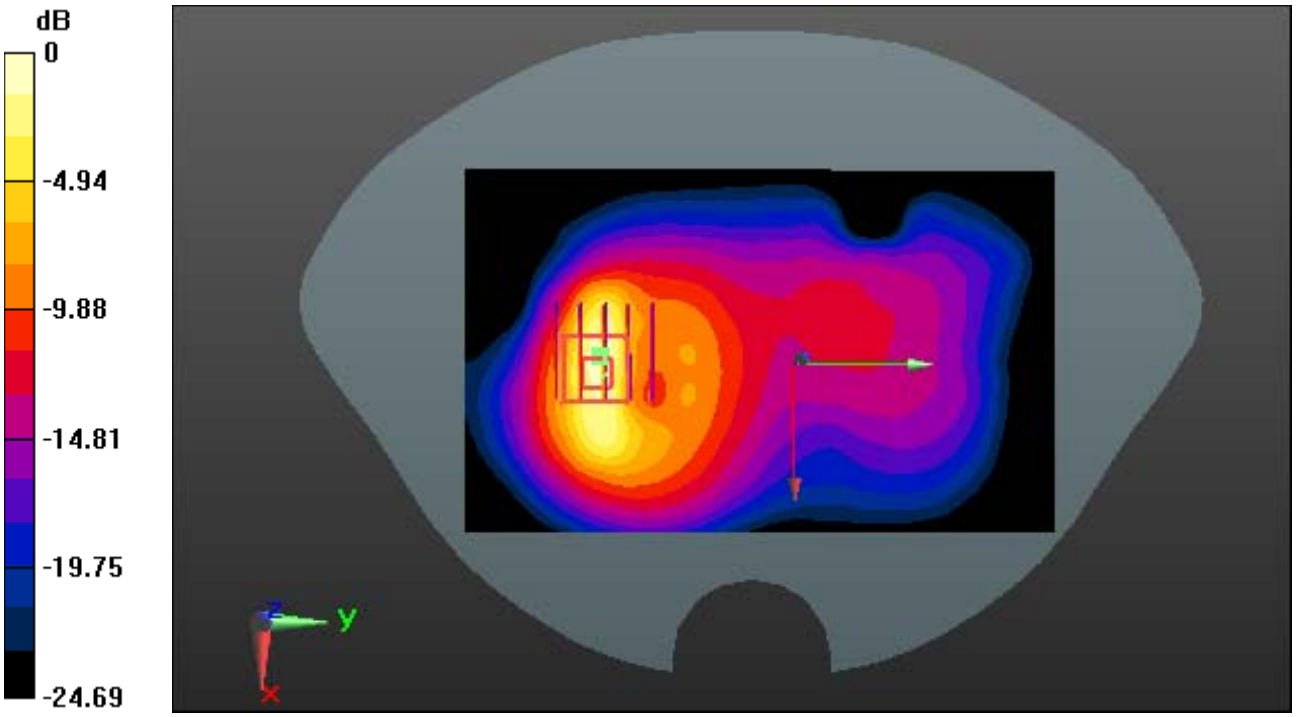

0 dB = 1.59 W/kg

DT&C Co., Ltd.

DUT: PM80; Type: PDA

Communication System: GSM 850_11 (0); Frequency: 836.6 MHz;Duty Cycle: 1:2.77
Medium parameters used: f = 836.6 MHz; σ = 0.99 S/m; ε_r = 53.681; ρ = 1000 kg/m^3
Phantom section: Flat Section

DASY5 Configuration:
Probe: EX3DV4 - SN3930; ConvF(9.49, 9.49, 9.49); Calibrated: 7/22/2015; Electronics: DAE4 Sn1335
Phantom: SAM with CRP_20120521; Type: SAM; Serial: 1679
Measurement SW: DASY52, Version 52.8 (8); SEMCAD X Version 14.6.10 (7331)

Test Date: 2015-10-19; Ambient Temp: 21.1; Tissue Temp: 21.6

Touch from Body, Rear, GSM850 GPRS 3Tx Ch. 190, Ant.Internal

With Enlarge plot image

Area Scan (81x131x1): Interpolated grid: dx=15 mm, dy=15 mm
Zoom Scan (5x5x7)/Cube 0: Measurement grid: dx=8mm, dy=8mm, dz=5mm
Power Drift = -0.03 dB
Peak SAR (extrapolated) = 2.09 W/kg
SAR(1 g) = 0.933 W/kg; SAR(10 g) = 0.427 W/kg

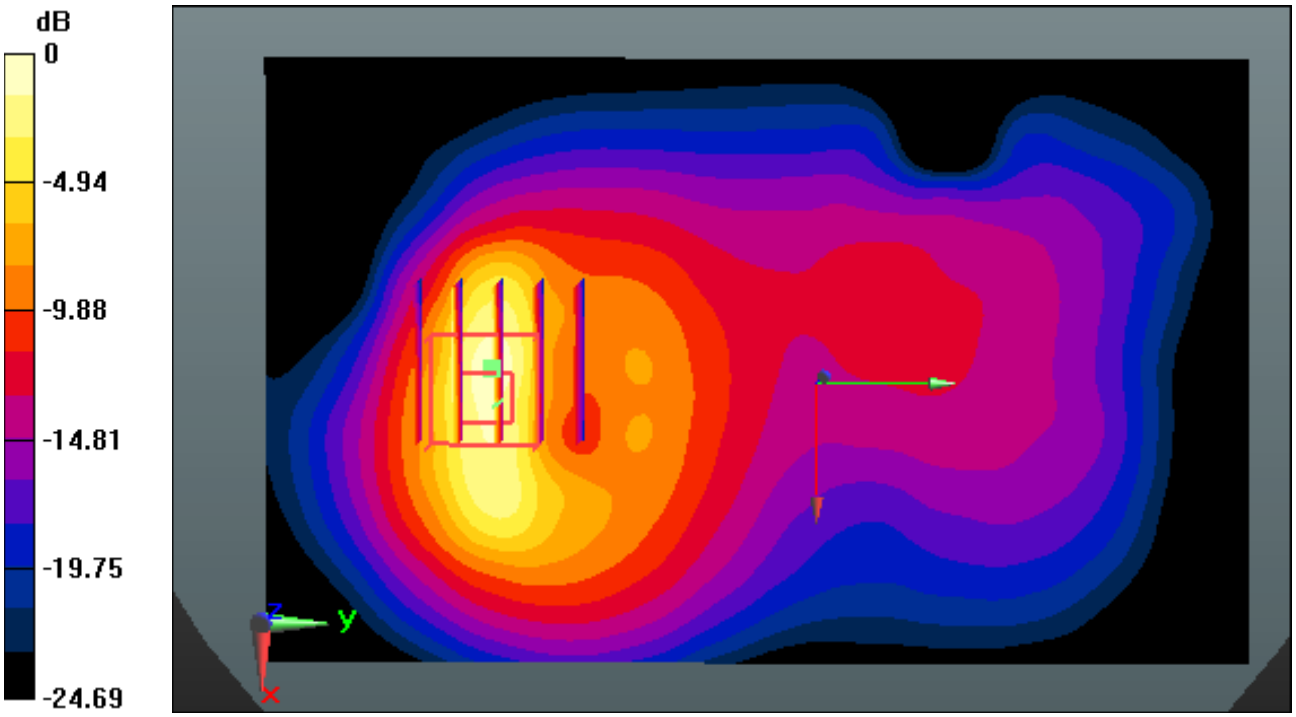

0 dB = 1.59 W/kg

DT&C Co., Ltd.

DUT: PM80; Type: PDA

Communication System: GSM 850_11 (0); Frequency: 836.6 MHz;Duty Cycle: 1:2.77
Medium parameters used: f = 836.6 MHz; σ = 0.99 S/m; ε_r = 53.681; ρ = 1000 kg/m^3
Phantom section: Flat Section

DASY5 Configuration:
Probe: EX3DV4 - SN3930; ConvF(9.49, 9.49, 9.49); Calibrated: 7/22/2015; Electronics: DAE4 Sn1335
Phantom: SAM with CRP_20120521; Type: SAM; Serial: 1679
Measurement SW: DASY52, Version 52.8 (8); SEMCAD X Version 14.6.10 (7331)

Test Date: 2015-10-19; Ambient Temp: 21.1; Tissue Temp: 21.6

Touch from Body, Rear, GSM850 GPRS 3Tx Ch. 190, Ant.Internal

Area Scan (81x131x1): Interpolated grid: dx=15 mm, dy=15 mm
Zoom Scan (5x5x7)/Cube 0: Measurement grid: dx=8mm, dy=8mm, dz=5mm
Power Drift = -0.03 dB
Peak SAR (extrapolated) = 2.09 W/kg
SAR(1 g) = 0.933 W/kg; SAR(10 g) = 0.427 W/kg

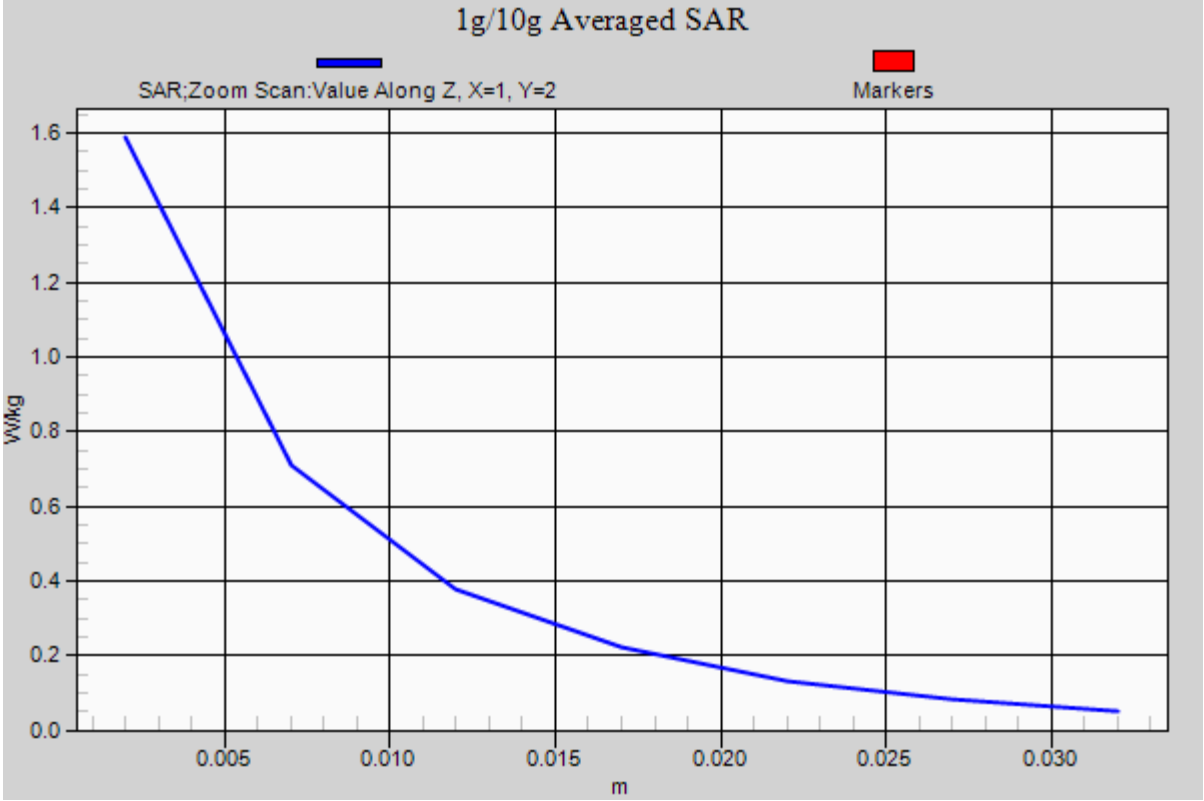

DT&C Co., Ltd.

DUT: PM80; Type: PDA

Communication System: PCS 1900 (0); Frequency: 1880 MHz;Duty Cycle: 1:8.3
Medium parameters used: f = 1880 MHz; σ = 1.497 S/m; ε_r = 52.182; ρ = 1000 kg/m^3
Phantom section: Flat Section

DASY5 Configuration:
Probe: EX3DV4 - SN3930; ConvF(7.78, 7.78, 7.78); Calibrated: 7/22/2015; Electronics: DAE4 Sn1335
Phantom: SAM with CRP_20120521; Type: SAM; Serial: 1679
Measurement SW: DASY52, Version 52.8 (8); SEMCAD X Version 14.6.10 (7331)

Test Date: 2015-10-20; Ambient Temp: 21.3; Tissue Temp: 21.8

Touch from Body, Rear, PCS1900 Ch. 661, Ant.Internal

Area Scan (81x131x1): Interpolated grid: dx=15 mm, dy=15 mm
Zoom Scan (5x5x7)/Cube 0: Measurement grid: dx=8mm, dy=8mm, dz=5mm
Power Drift = 0.02 dB
Peak SAR (extrapolated) = 1.76 W/kg
SAR(1 g) = 0.819 W/kg; SAR(10 g) = 0.372 W/kg

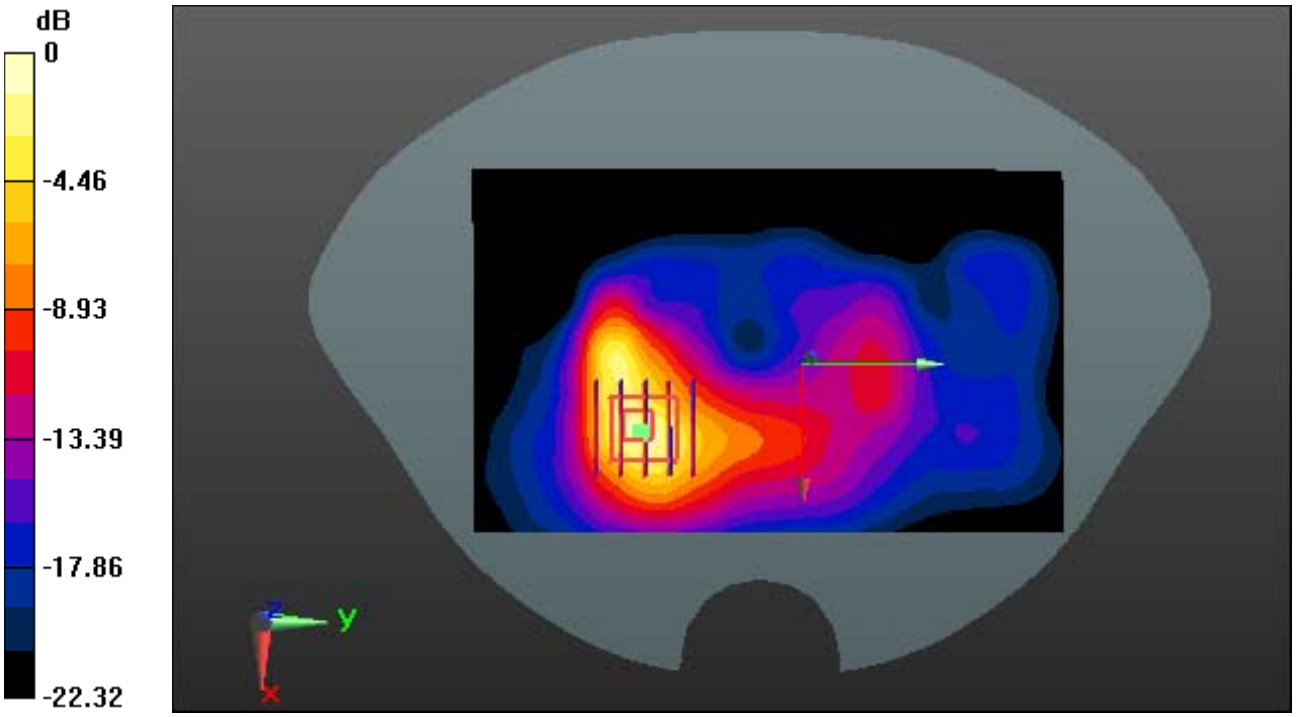

0 dB = 1.28 W/kg

DT&C Co., Ltd.

DUT: PM80; Type: PDA

Communication System: PCS 1900 (0); Frequency: 1880 MHz;Duty Cycle: 1:8.3
Medium parameters used: f = 1880 MHz; σ = 1.497 S/m; ε_r = 52.182; ρ = 1000 kg/m^3
Phantom section: Flat Section

DASY5 Configuration:
Probe: EX3DV4 - SN3930; ConvF(7.78, 7.78, 7.78); Calibrated: 7/22/2015; Electronics: DAE4 Sn1335
Phantom: SAM with CRP_20120521; Type: SAM; Serial: 1679
Measurement SW: DASY52, Version 52.8 (8); SEMCAD X Version 14.6.10 (7331)

Test Date: 2015-10-20; Ambient Temp: 21.3; Tissue Temp: 21.8

Touch from Body, Rear, PCS1900 Ch. 661, Ant.Internal

With Enlarge plot image

Area Scan (81x131x1): Interpolated grid: dx=15 mm, dy=15 mm
Zoom Scan (5x5x7)/Cube 0: Measurement grid: dx=8mm, dy=8mm, dz=5mm
Power Drift = 0.02 dB
Peak SAR (extrapolated) = 1.76 W/kg
SAR(1 g) = 0.819 W/kg; SAR(10 g) = 0.372 W/kg

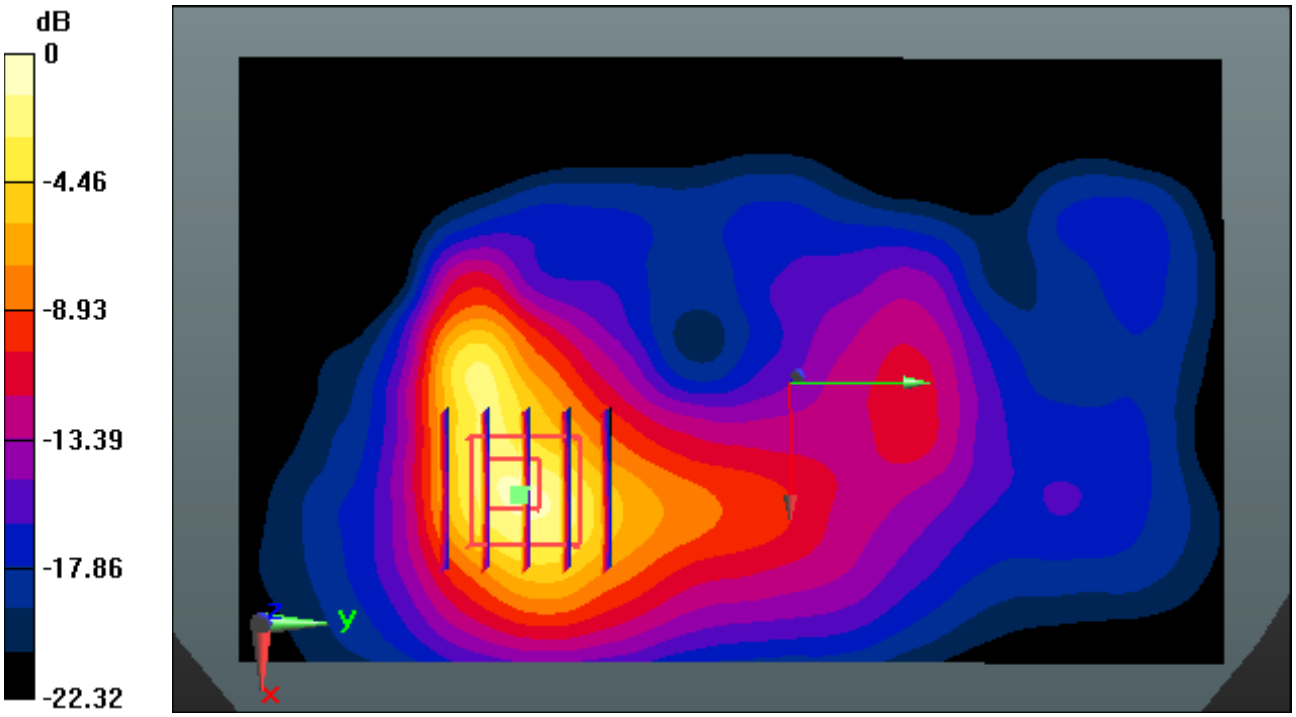

0 dB = 1.28 W/kg

DT&C Co., Ltd.

DUT: PM80; Type: PDA

Communication System: PCS 1900 (0); Frequency: 1880 MHz;Duty Cycle: 1:8.3
Medium parameters used: f = 1880 MHz; σ = 1.497 S/m; ε_r = 52.182; ρ = 1000 kg/m^3
Phantom section: Flat Section

DASY5 Configuration:
Probe: EX3DV4 - SN3930; ConvF(7.78, 7.78, 7.78); Calibrated: 7/22/2015; Electronics: DAE4 Sn1335
Phantom: SAM with CRP_20120521; Type: SAM; Serial: 1679
Measurement SW: DASY52, Version 52.8 (8); SEMCAD X Version 14.6.10 (7331)

Test Date: 2015-10-20; Ambient Temp: 21.3; Tissue Temp: 21.8

Touch from Body, Rear, PCS1900 GPRS 4Tx Ch. 661, Ant.Internal

Area Scan (81x131x1): Interpolated grid: dx=15 mm, dy=15 mm
Zoom Scan (5x5x7)/Cube 0: Measurement grid: dx=8mm, dy=8mm, dz=5mm
Power Drift = 0.02 dB
Peak SAR (extrapolated) = 1.76 W/kg
SAR(1 g) = 0.819 W/kg; SAR(10 g) = 0.372 W/kg

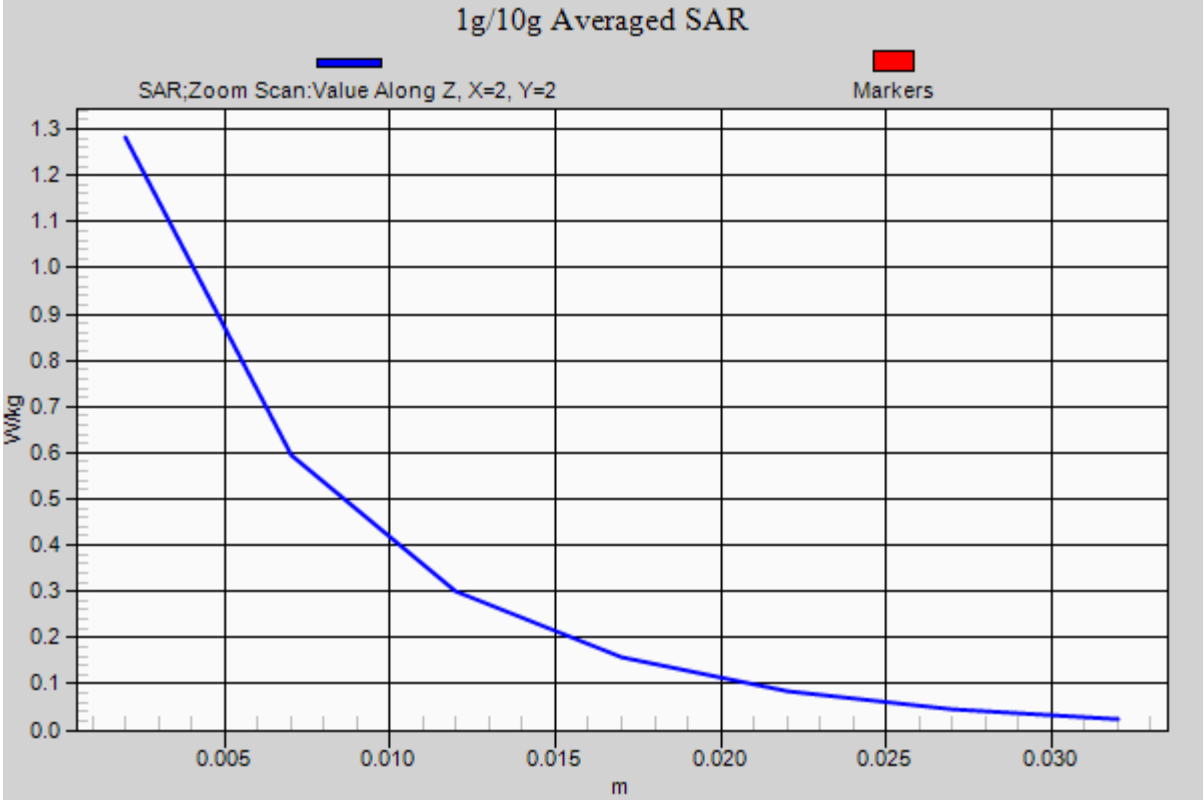

DT&C Co., Ltd.

DUT: PM80; Type: PDA

Communication System: PCS1900_Class 12 (0); Frequency: 1880 MHz;Duty Cycle: 1:2.075
Medium parameters used: f = 1880 MHz; σ = 1.497 S/m; ε_r = 52.182; ρ = 1000 kg/m^3
Phantom section: Flat Section

DASY5 Configuration:
Probe: EX3DV4 - SN3930; ConvF(7.78, 7.78, 7.78); Calibrated: 7/22/2015; Electronics: DAE4 Sn1335
Phantom: SAM with CRP_20120521; Type: SAM; Serial: 1679
Measurement SW: DASY52, Version 52.8 (8); SEMCAD X Version 14.6.10 (7331)

Test Date: 2015-10-20; Ambient Temp: 21.3; Tissue Temp: 21.8

Touch from Body, Rear, PCS1900 GPRS 4Tx Ch. 661, Ant.Internal

Area Scan (81x131x1): Interpolated grid: dx=15 mm, dy=15 mm
Zoom Scan (5x5x7)/Cube 0: Measurement grid: dx=8mm, dy=8mm, dz=5mm
Power Drift = 0.11 dB
Peak SAR (extrapolated) = 2.47 W/kg
SAR(1 g) = 1.16 W/kg; SAR(10 g) = 0.529 W/kg

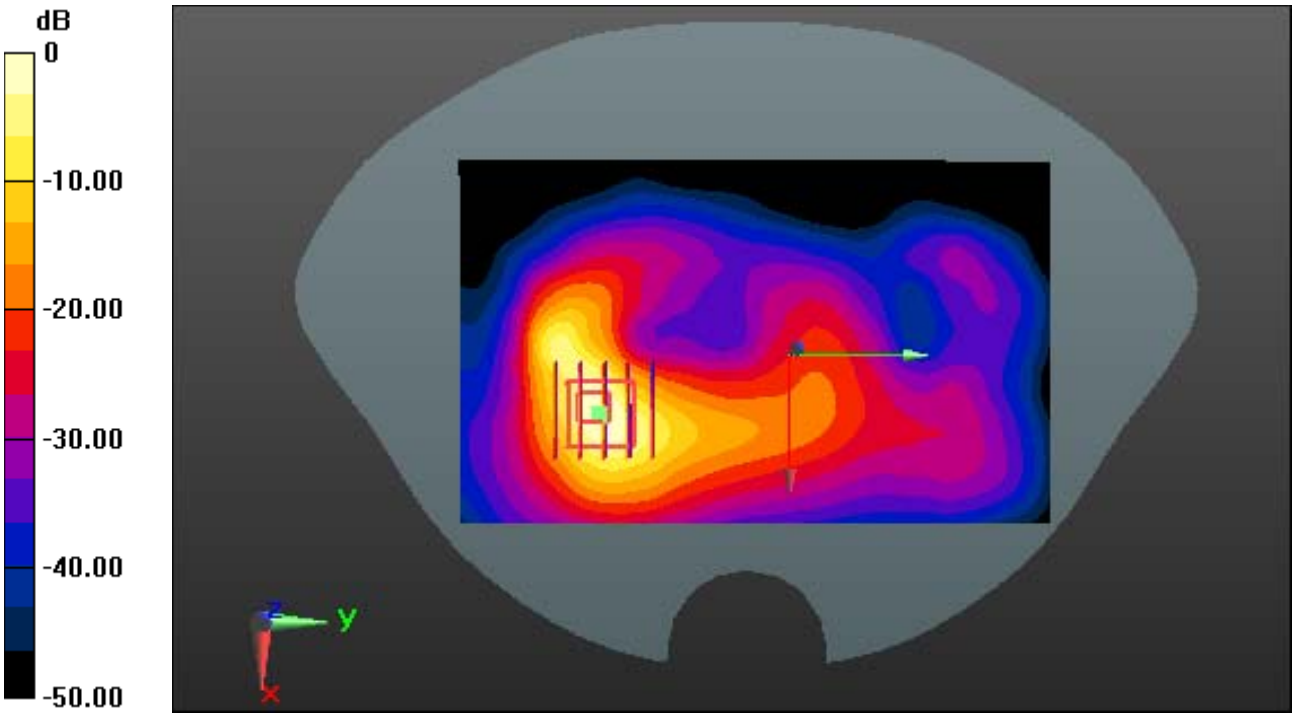

0 dB = 1.64 W/kg

DT&C Co., Ltd.

DUT: PM80; Type: PDA

Communication System: PCS1900_Class 12 (0); Frequency: 1880 MHz;Duty Cycle: 1:2.075
Medium parameters used: f = 1880 MHz; σ = 1.497 S/m; ε_r = 52.182; ρ = 1000 kg/m^3
Phantom section: Flat Section

DASY5 Configuration:
Probe: EX3DV4 - SN3930; ConvF(7.78, 7.78, 7.78); Calibrated: 7/22/2015; Electronics: DAE4 Sn1335
Phantom: SAM with CRP_20120521; Type: SAM; Serial: 1679
Measurement SW: DASY52, Version 52.8 (8); SEMCAD X Version 14.6.10 (7331)

Test Date: 2015-10-20; Ambient Temp: 21.3; Tissue Temp: 21.8

Touch from Body, Rear, PCS1900 GPRS 4Tx Ch. 661, Ant.Internal

With Enlarge plot image

Area Scan (81x131x1): Interpolated grid: dx=15 mm, dy=15 mm
Zoom Scan (5x5x7)/Cube 0: Measurement grid: dx=8mm, dy=8mm, dz=5mm
Power Drift = 0.11 dB
Peak SAR (extrapolated) = 2.47 W/kg
SAR(1 g) = 1.16 W/kg; SAR(10 g) = 0.529 W/kg

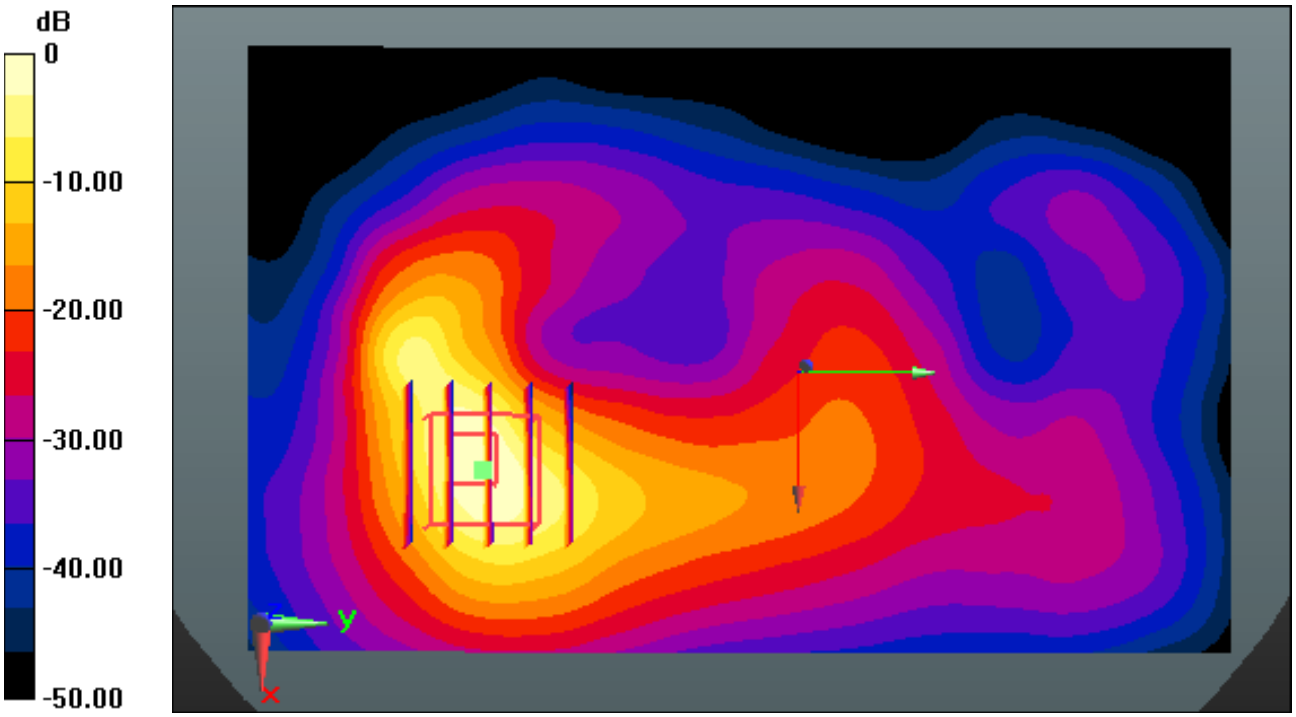

0 dB = 1.64 W/kg

DT&C Co., Ltd.

DUT: PM80; Type: PDA

Communication System: PCS1900_Class 12 (0); Frequency: 1880 MHz;Duty Cycle: 1:2.075
Medium parameters used: f = 1880 MHz; σ = 1.497 S/m; ε_r = 52.182; ρ = 1000 kg/m^3
Phantom section: Flat Section

DASY5 Configuration:
Probe: EX3DV4 - SN3930; ConvF(7.78, 7.78, 7.78); Calibrated: 7/22/2015; Electronics: DAE4 Sn1335
Phantom: SAM with CRP_20120521; Type: SAM; Serial: 1679
Measurement SW: DASY52, Version 52.8 (8); SEMCAD X Version 14.6.10 (7331)

Test Date: 2015-10-20; Ambient Temp: 21.3; Tissue Temp: 21.8

Touch from Body, Rear, PCS1900 GPRS 4Tx Ch. 661, Ant.Internal

Area Scan (81x131x1): Interpolated grid: dx=15 mm, dy=15 mm
Zoom Scan (5x5x7)/Cube 0: Measurement grid: dx=8mm, dy=8mm, dz=5mm
Power Drift = 0.11 dB
Peak SAR (extrapolated) = 2.47 W/kg
SAR(1 g) = 1.16 W/kg; SAR(10 g) = 0.529 W/kg

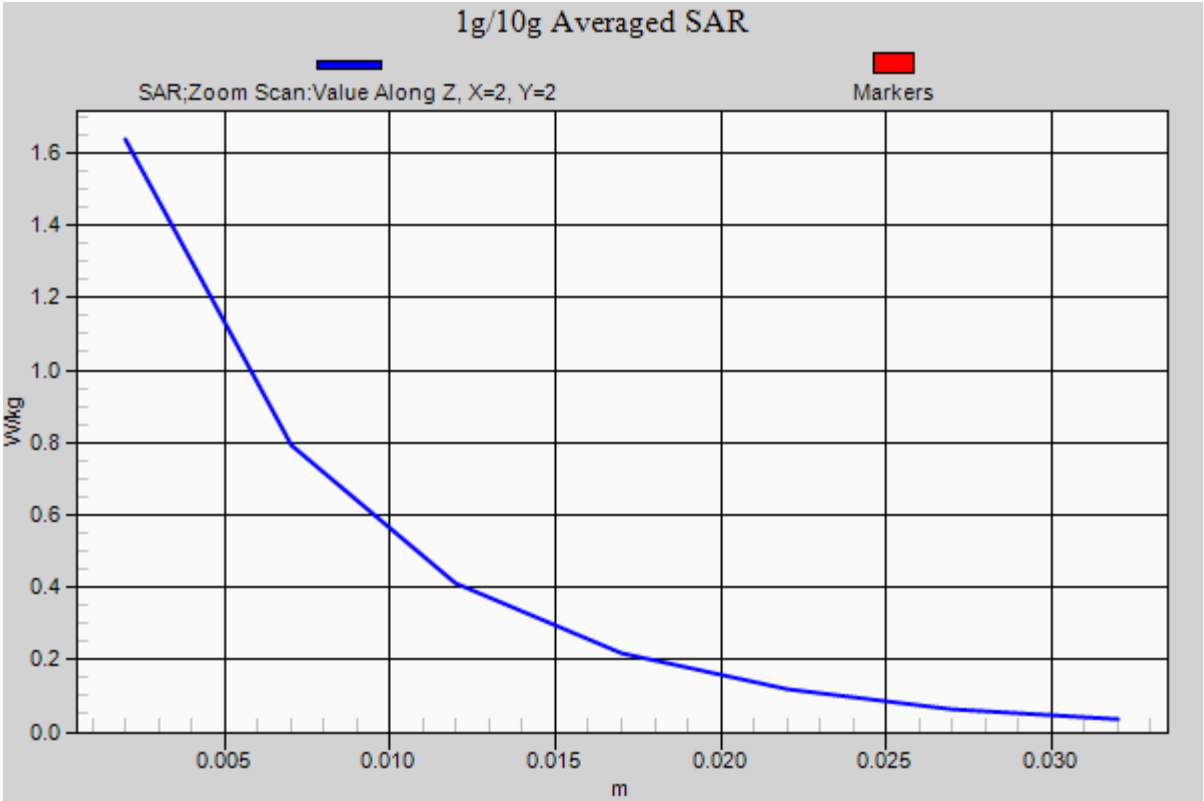

DT&C Co., Ltd.

DUT: PM80; Type: PDA

Communication System: WCDMA 850 (0); Frequency: 836.6 MHz;Duty Cycle: 1:1
Medium parameters used: f = 836.6 MHz; σ = 0.996 S/m; ε_r = 54.347; ρ = 1000 kg/m^3
Phantom section: Flat Section

DASY5 Configuration:
Probe: EX3DV4 - SN3930; ConvF(9.49, 9.49, 9.49); Calibrated: 7/22/2015; Electronics: DAE4 Sn1335
Phantom: SAM with CRP_20120521; Type: SAM; Serial: 1679
Measurement SW: DASY52, Version 52.8 (8); SEMCAD X Version 14.6.10 (7331)

Test Date: 2015-10-14; Ambient Temp: 21.4; Tissue Temp: 21.8

Touch from Body, Rear, WCDMA850 Ch. 4183, Ant.Internal

Area Scan (81x131x1): Interpolated grid: dx=15 mm, dy=15 mm
Zoom Scan (5x5x7)/Cube 0: Measurement grid: dx=8mm, dy=8mm, dz=5mm
Power Drift = 0.05 dB
Peak SAR (extrapolated) = 4.68 W/kg
SAR(1 g) = 2.15 W/kg; SAR(10 g) = 0.988 W/kg

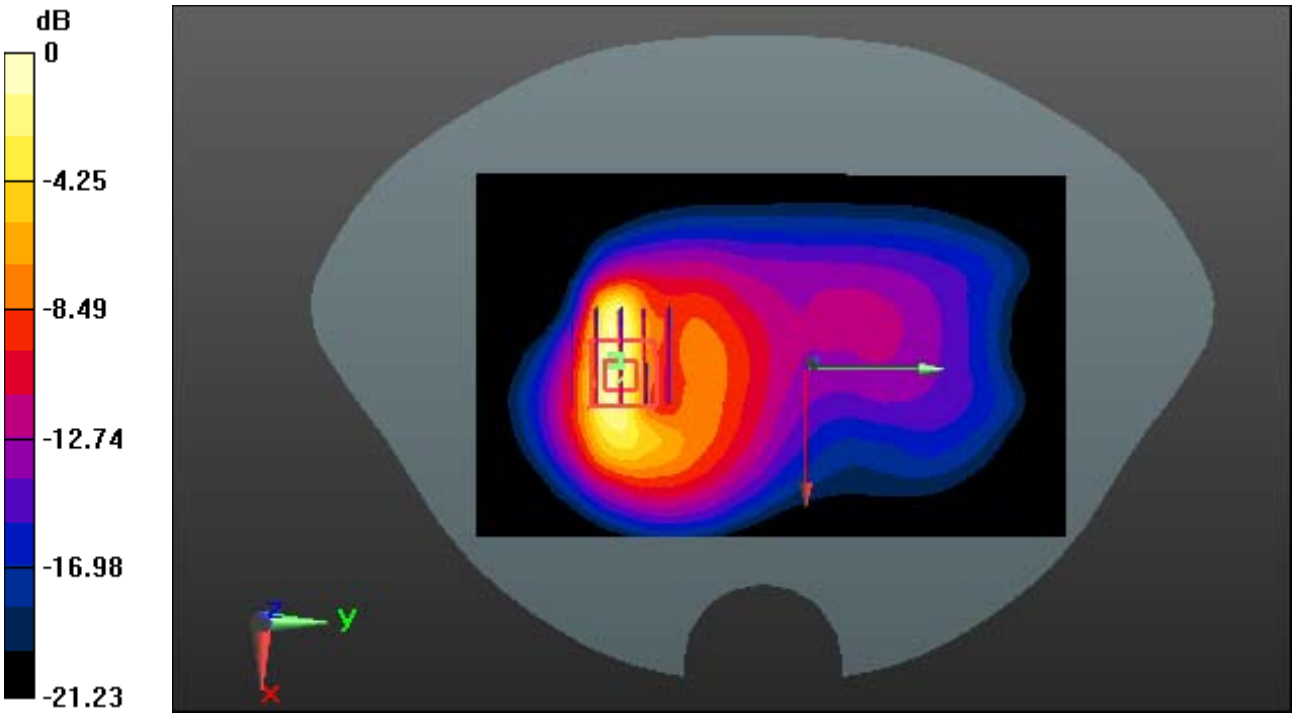

0 dB = 3.48 W/kg

DT&C Co., Ltd.

DUT: PM80; Type: PDA

Communication System: WCDMA 850 (0); Frequency: 836.6 MHz;Duty Cycle: 1:1
Medium parameters used: f = 836.6 MHz; σ = 0.996 S/m; ε_r = 54.347; ρ = 1000 kg/m^3
Phantom section: Flat Section

DASY5 Configuration:
Probe: EX3DV4 - SN3930; ConvF(9.49, 9.49, 9.49); Calibrated: 7/22/2015; Electronics: DAE4 Sn1335
Phantom: SAM with CRP_20120521; Type: SAM; Serial: 1679
Measurement SW: DASY52, Version 52.8 (8); SEMCAD X Version 14.6.10 (7331)

Test Date: 2015-10-14; Ambient Temp: 21.4; Tissue Temp: 21.8

Touch from Body, Rear, WCDMA850 Ch. 4183, Ant.Internal

With Enlarge plot image

Area Scan (81x131x1): Interpolated grid: dx=15 mm, dy=15 mm
Zoom Scan (5x5x7)/Cube 0: Measurement grid: dx=8mm, dy=8mm, dz=5mm
Power Drift = 0.05 dB
Peak SAR (extrapolated) = 4.68 W/kg
SAR(1 g) = 2.15 W/kg; SAR(10 g) = 0.988 W/kg

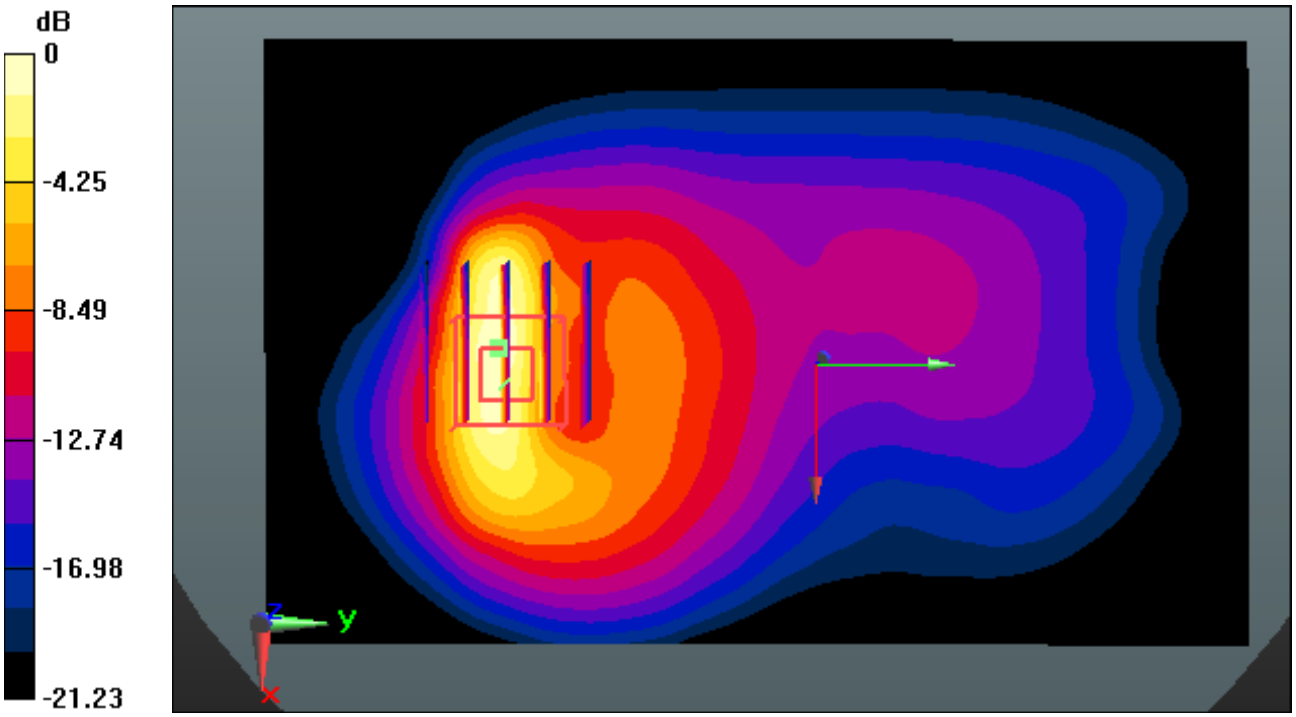

0 dB = 3.48 W/kg

DT&C Co., Ltd.

DUT: PM80; Type: PDA

Communication System: WCDMA 850 (0); Frequency: 836.6 MHz;Duty Cycle: 1:1
Medium parameters used: f = 836.6 MHz; σ = 0.996 S/m; ε_r = 54.347; ρ = 1000 kg/m^3
Phantom section: Flat Section

DASY5 Configuration:
Probe: EX3DV4 - SN3930; ConvF(9.49, 9.49, 9.49); Calibrated: 7/22/2015; Electronics: DAE4 Sn1335
Phantom: SAM with CRP_20120521; Type: SAM; Serial: 1679
Measurement SW: DASY52, Version 52.8 (8); SEMCAD X Version 14.6.10 (7331)

Test Date: 2015-10-14; Ambient Temp: 21.4; Tissue Temp: 21.8

Touch from Body, Rear, WCDMA850 Ch. 4183, Ant.Internal

Area Scan (81x131x1): Interpolated grid: dx=15 mm, dy=15 mm
Zoom Scan (5x5x7)/Cube 0: Measurement grid: dx=8mm, dy=8mm, dz=5mm
Power Drift = 0.05 dB
Peak SAR (extrapolated) = 4.68 W/kg
SAR(1 g) = 2.15 W/kg; SAR(10 g) = 0.988 W/kg

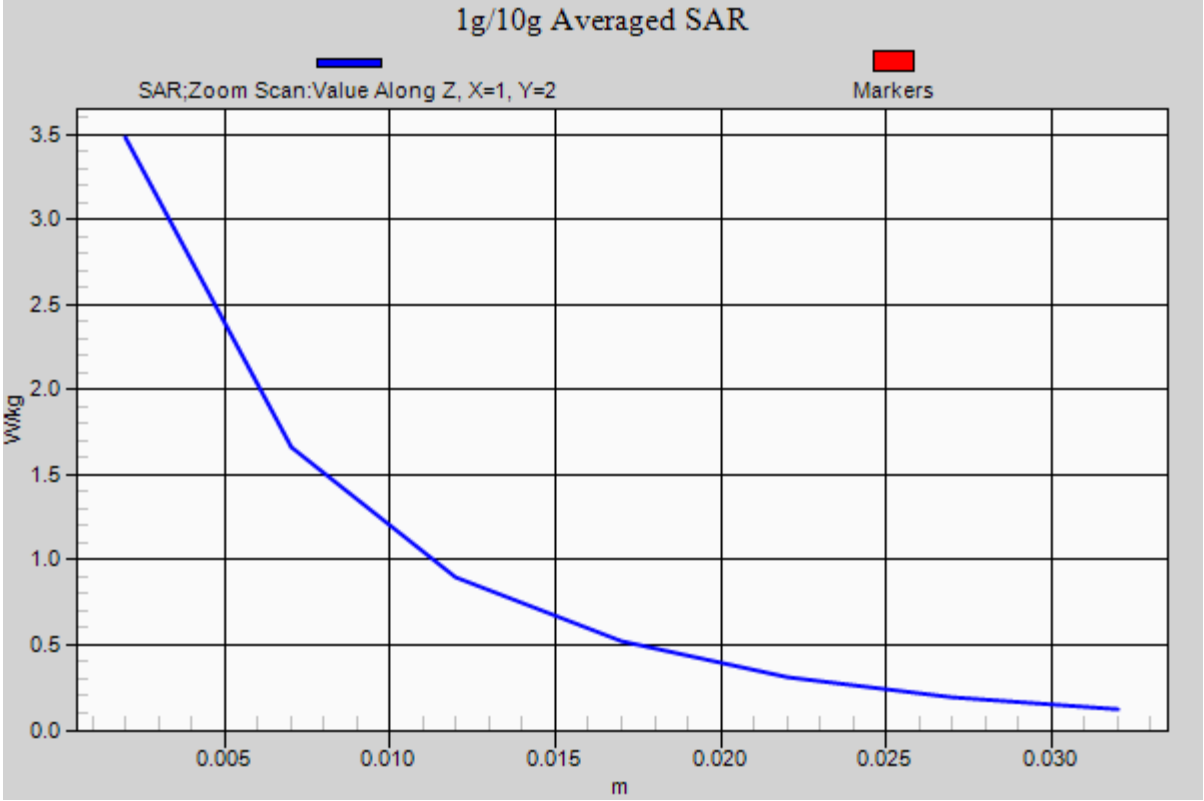

DT&C Co., Ltd.

DUT: PM80; Type: PDA

Communication System: WCDMA Band 4 (0); Frequency: 1732.4 MHz;Duty Cycle: 1:1
Medium parameters used: f = 1732.4 MHz; σ = 1.484 S/m; ε_r = 54.073; ρ = 1000 kg/m^3
Phantom section: Flat Section

DASY5 Configuration:
Probe: EX3DV4 - SN3930; ConvF(8.03, 8.03, 8.03); Calibrated: 7/22/2015; Electronics: DAE4 Sn1335
Phantom: SAM with CRP_20120521; Type: SAM; Serial: 1679
Measurement SW: DASY52, Version 52.8 (8); SEMCAD X Version 14.6.10 (7331)

Test Date: 2015-10-15; Ambient Temp: 21.2; Tissue Temp: 21.5

Touch from Body, Rear, WCDMA1700 Ch. 1412, Ant.Internal

Area Scan (81x131x1): Interpolated grid: dx=15 mm, dy=15 mm
Zoom Scan (5x5x7)/Cube 0: Measurement grid: dx=8mm, dy=8mm, dz=5mm
Power Drift = 0.09 dB
Peak SAR (extrapolated) = 4.69 W/kg
SAR(1 g) = 2.24 W/kg; SAR(10 g) = 1.06 W/kg

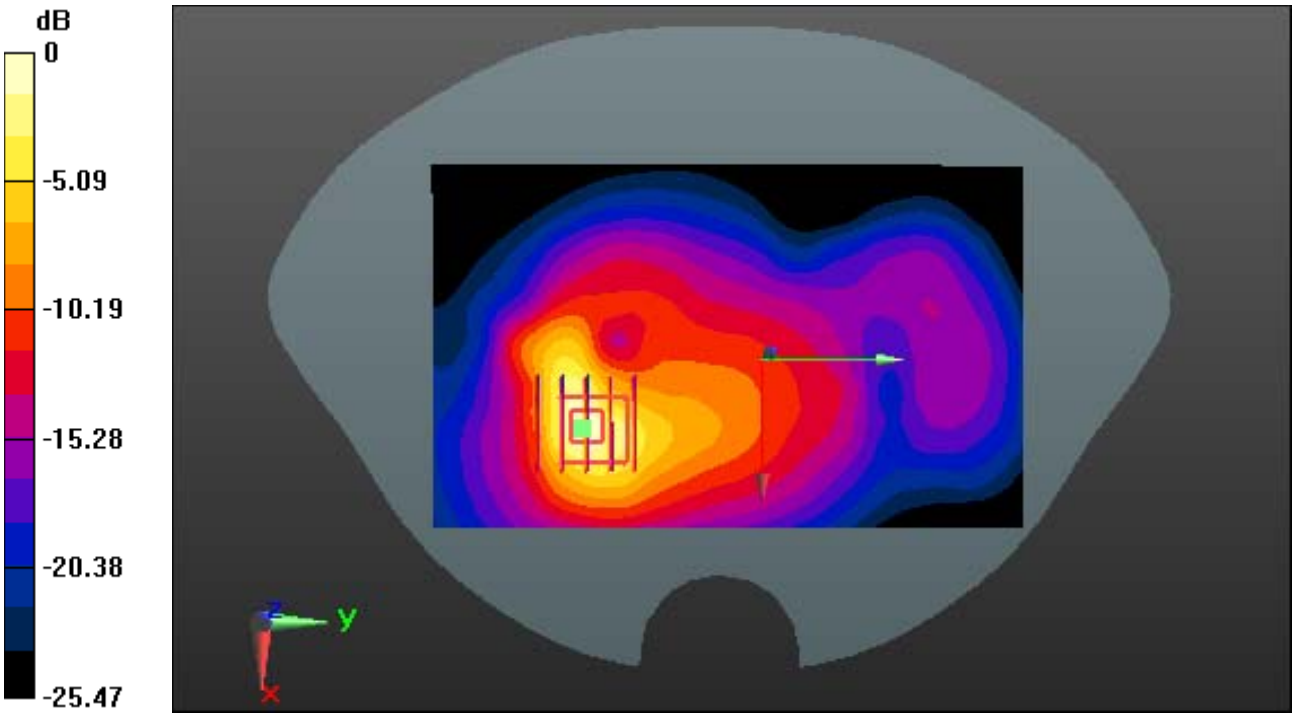

0 dB = 3.59 W/kg

DT&C Co., Ltd.

DUT: PM80; Type: PDA

Communication System: WCDMA Band 4 (0); Frequency: 1732.4 MHz;Duty Cycle: 1:1
Medium parameters used: f = 1732.4 MHz; σ = 1.484 S/m; ε_r = 54.073; ρ = 1000 kg/m^3
Phantom section: Flat Section

DASY5 Configuration:
Probe: EX3DV4 - SN3930; ConvF(8.03, 8.03, 8.03); Calibrated: 7/22/2015; Electronics: DAE4 Sn1335
Phantom: SAM with CRP_20120521; Type: SAM; Serial: 1679
Measurement SW: DASY52, Version 52.8 (8); SEMCAD X Version 14.6.10 (7331)

Test Date: 2015-10-15; Ambient Temp: 21.2; Tissue Temp: 21.5

Touch from Body, Rear, WCDMA1700 Ch. 1412, Ant.Internal

With Enlarge plot image

Area Scan (81x131x1): Interpolated grid: dx=15 mm, dy=15 mm
Zoom Scan (5x5x7)/Cube 0: Measurement grid: dx=8mm, dy=8mm, dz=5mm
Power Drift = 0.09 dB
Peak SAR (extrapolated) = 4.69 W/kg
SAR(1 g) = 2.24 W/kg; SAR(10 g) = 1.06 W/kg

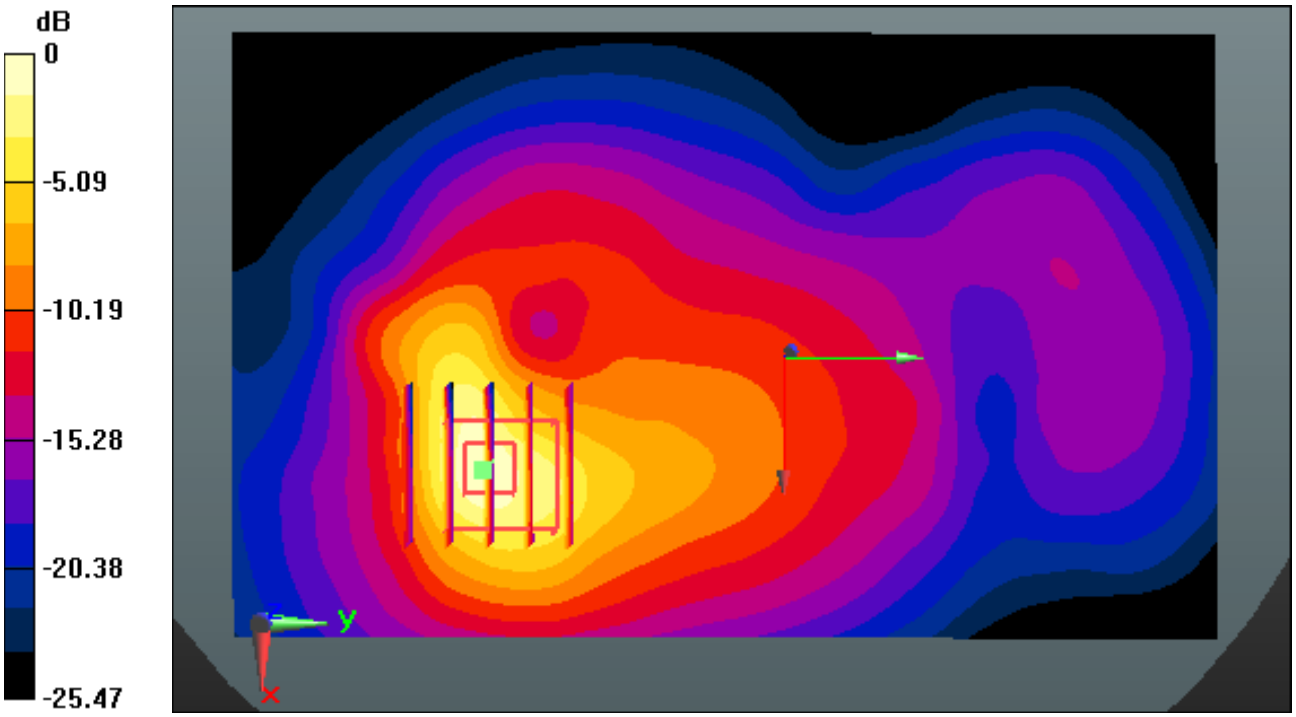

0 dB = 3.59 W/kg

DT&C Co., Ltd.

DUT: PM80; Type: PDA

Communication System: WCDMA Band 4 (0); Frequency: 1732.4 MHz;Duty Cycle: 1:1
Medium parameters used: f = 1732.4 MHz; σ = 1.484 S/m; ε_r = 54.073; ρ = 1000 kg/m^3
Phantom section: Flat Section

DASY5 Configuration:
Probe: EX3DV4 - SN3930; ConvF(8.03, 8.03, 8.03); Calibrated: 7/22/2015; Electronics: DAE4 Sn1335
Phantom: SAM with CRP_20120521; Type: SAM; Serial: 1679
Measurement SW: DASY52, Version 52.8 (8); SEMCAD X Version 14.6.10 (7331)

Test Date: 2015-10-15; Ambient Temp: 21.2; Tissue Temp: 21.5

Touch from Body, Rear, WCDMA1700 Ch. 1412, Ant.Internal

Area Scan (81x131x1): Interpolated grid: dx=15 mm, dy=15 mm
Zoom Scan (5x5x7)/Cube 0: Measurement grid: dx=8mm, dy=8mm, dz=5mm
Power Drift = 0.09 dB
Peak SAR (extrapolated) = 4.69 W/kg
SAR(1 g) = 2.24 W/kg; SAR(10 g) = 1.06 W/kg

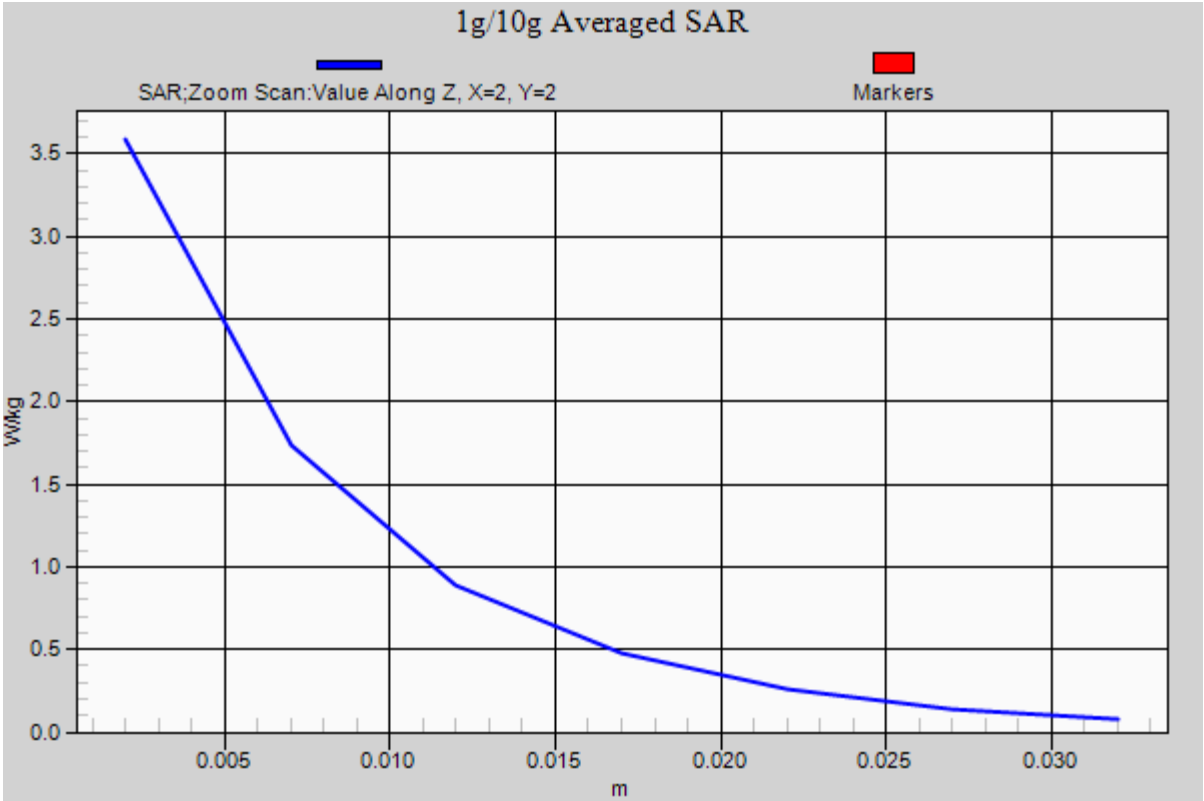

DT&C Co., Ltd.

DUT: PM80; Type: PDA

Communication System: WCDMA 1900 (0); Frequency: 1880 MHz;Duty Cycle: 1:1
Medium parameters used: f = 1880 MHz; σ = 1.497 S/m; ε_r = 52.939; ρ = 1000 kg/m^3
Phantom section: Flat Section

DASY5 Configuration:
Probe: EX3DV4 - SN3930; ConvF(7.78, 7.78, 7.78); Calibrated: 7/22/2015; Electronics: DAE4 Sn1335
Phantom: SAM with CRP_20120521; Type: SAM; Serial: 1679
Measurement SW: DASY52, Version 52.8 (8); SEMCAD X Version 14.6.10 (7331)

Test Date: 2015-10-16; Ambient Temp: 21.3; Tissue Temp: 21.7

Touch from Body, Rear, WCDMA1900 Ch. 9400, Ant.Internal

Area Scan (81x131x1): Interpolated grid: dx=15 mm, dy=15 mm
Zoom Scan (5x5x7)/Cube 0: Measurement grid: dx=8mm, dy=8mm, dz=5mm
Power Drift = 0.08 dB
Peak SAR (extrapolated) = 4.76 W/kg
SAR(1 g) = 2.17 W/kg; SAR(10 g) = 0.988 W/kg

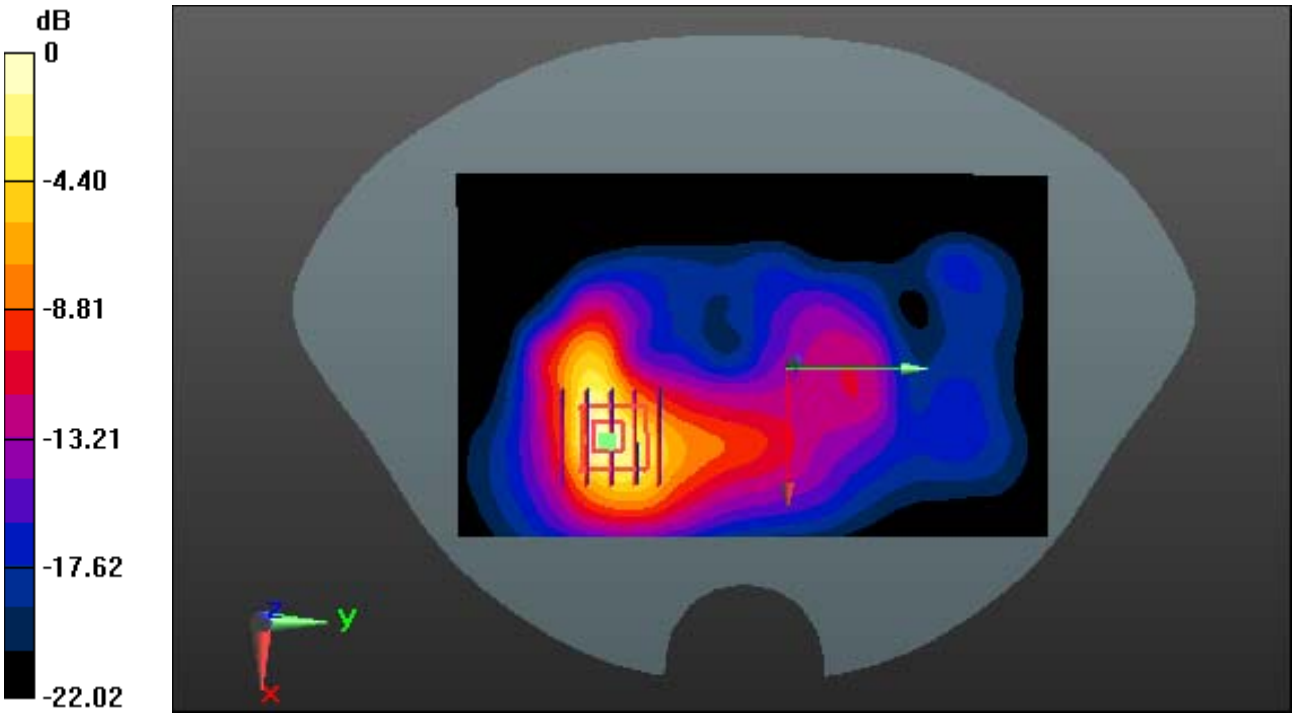

0 dB = 3.57 W/kg

DT&C Co., Ltd.

DUT: PM80; Type: PDA

Communication System: WCDMA 1900 (0); Frequency: 1880 MHz;Duty Cycle: 1:1
Medium parameters used: f = 1880 MHz; σ = 1.497 S/m; ε_r = 52.939; ρ = 1000 kg/m^3
Phantom section: Flat Section

DASY5 Configuration:
Probe: EX3DV4 - SN3930; ConvF(7.78, 7.78, 7.78); Calibrated: 7/22/2015; Electronics: DAE4 Sn1335
Phantom: SAM with CRP_20120521; Type: SAM; Serial: 1679
Measurement SW: DASY52, Version 52.8 (8); SEMCAD X Version 14.6.10 (7331)

Test Date: 2015-10-16; Ambient Temp: 21.3; Tissue Temp: 21.7

Touch from Body, Rear, WCDMA1900 Ch. 9400, Ant.Internal

With Enlarge plot image

Area Scan (81x131x1): Interpolated grid: dx=15 mm, dy=15 mm
Zoom Scan (5x5x7)/Cube 0: Measurement grid: dx=8mm, dy=8mm, dz=5mm
Power Drift = 0.08 dB
Peak SAR (extrapolated) = 4.76 W/kg
SAR(1 g) = 2.17 W/kg; SAR(10 g) = 0.988 W/kg

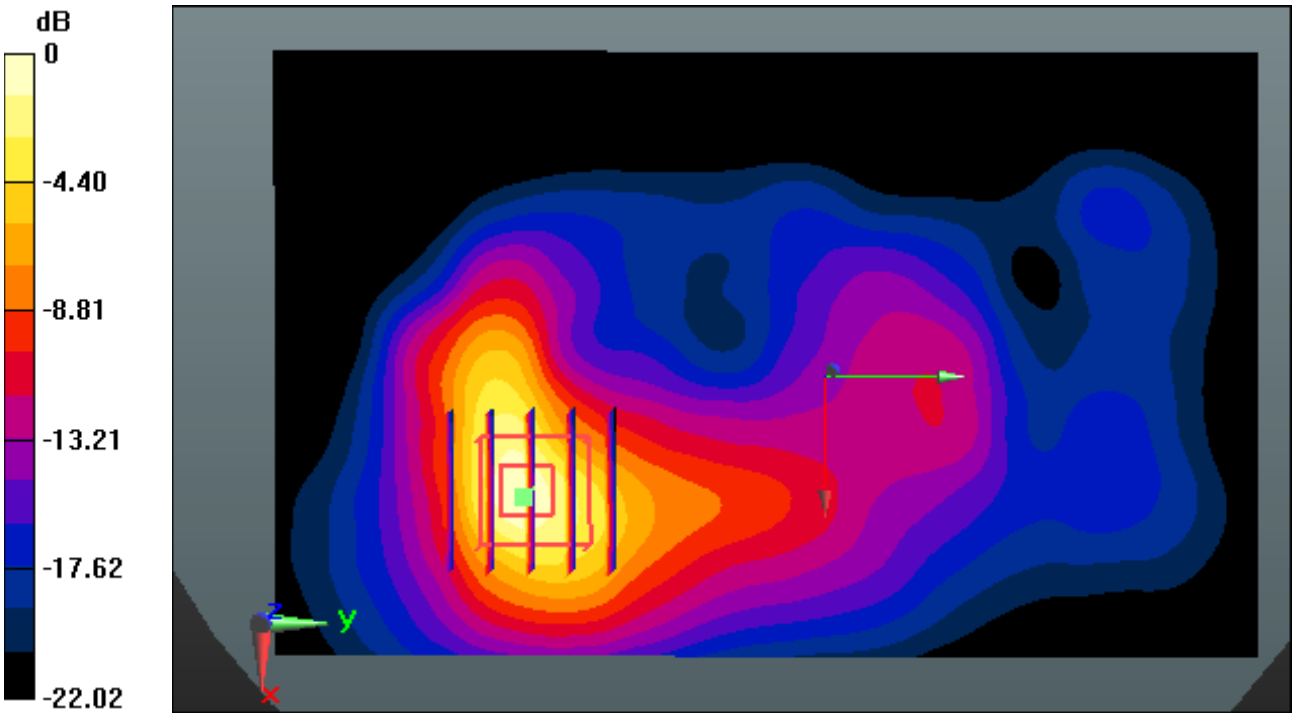

0 dB = 3.57 W/kg

DT&C Co., Ltd.

DUT: PM80; Type: PDA

Communication System: WCDMA 1900 (0); Frequency: 1880 MHz;Duty Cycle: 1:1
Medium parameters used: f = 1880 MHz; σ = 1.497 S/m; ε_r = 52.939; ρ = 1000 kg/m^3
Phantom section: Flat Section

DASY5 Configuration:
Probe: EX3DV4 - SN3930; ConvF(7.78, 7.78, 7.78); Calibrated: 7/22/2015; Electronics: DAE4 Sn1335
Phantom: SAM with CRP_20120521; Type: SAM; Serial: 1679
Measurement SW: DASY52, Version 52.8 (8); SEMCAD X Version 14.6.10 (7331)

Test Date: 2015-10-16; Ambient Temp: 21.3; Tissue Temp: 21.7

Touch from Body, Rear, WCDMA1900 Ch. 9400, Ant.Internal

Area Scan (81x131x1): Interpolated grid: dx=15 mm, dy=15 mm
Zoom Scan (5x5x7)/Cube 0: Measurement grid: dx=8mm, dy=8mm, dz=5mm
Power Drift = 0.08 dB
Peak SAR (extrapolated) = 4.76 W/kg
SAR(1 g) = 2.17 W/kg; SAR(10 g) = 0.988 W/kg

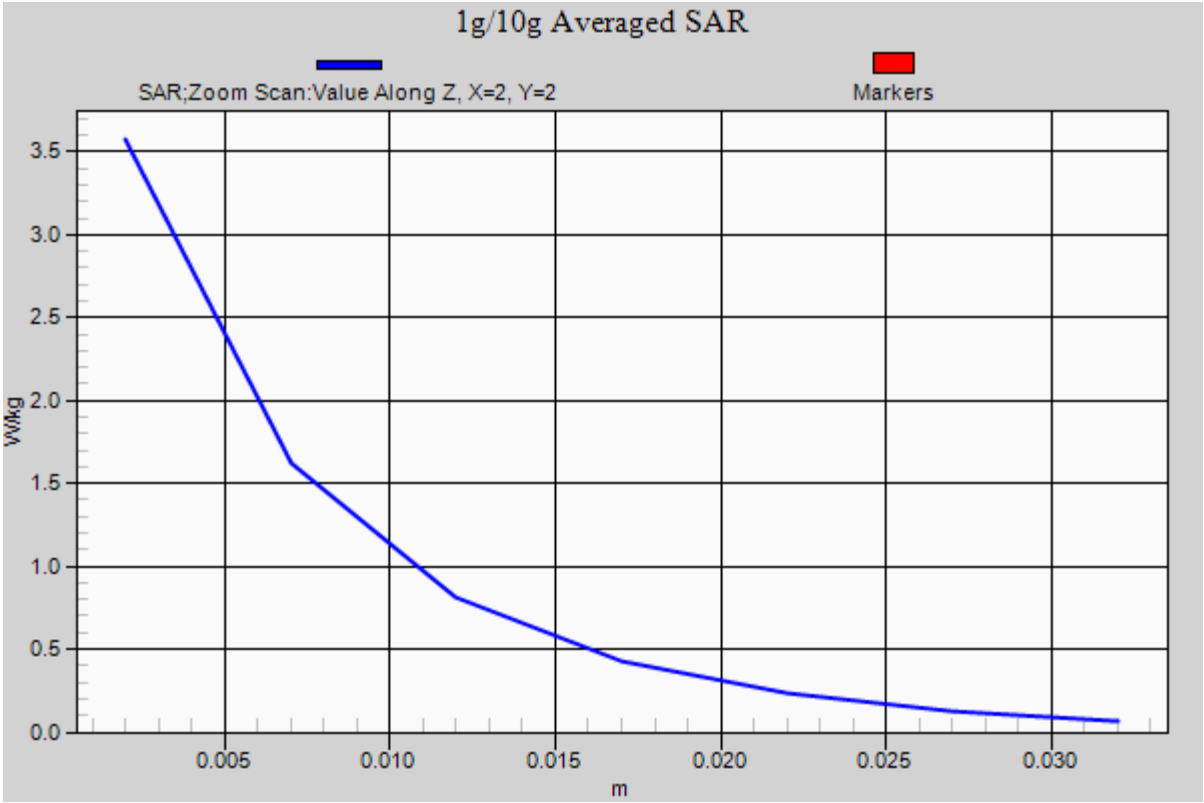

DT&C Co., Ltd.

DUT: PM80; Type: PDA

Communication System: LTE Band 17 (FCC) (0); Frequency: 710 MHz;Duty Cycle: 1:1
Medium parameters used: f = 710 MHz; σ = 0.929 S/m; ε_r = 55.643; ρ = 1000 kg/m^3
Phantom section: Flat Section

DASY5 Configuration:
Probe: EX3DV4 - SN3930; ConvF(9.64, 9.64, 9.64); Calibrated: 7/22/2015; Electronics: DAE4 Sn1335
Phantom: SAM with CRP_20120521; Type: SAM; Serial: 1679
Measurement SW: DASY52, Version 52.8 (8); SEMCAD X Version 14.6.10 (7331)

Test Date: 2015-10-10; Ambient Temp: 21.4; Tissue Temp: 21.7

Touch from Body, Rear, LTE Band 17 Ch. 23790, Ant.Internal

Mode : Bandwidth 10 MHz, QPSK, RB Size : 1, Offset: 0

Area Scan (81x131x1): Interpolated grid: dx=15 mm, dy=15 mm
Zoom Scan (5x5x7)/Cube 0: Measurement grid: dx=8mm, dy=8mm, dz=5mm
Power Drift = -0.09 dB
Peak SAR (extrapolated) = 2.00 W/kg
SAR(1 g) = 0.923 W/kg; SAR(10 g) = 0.444 W/kg

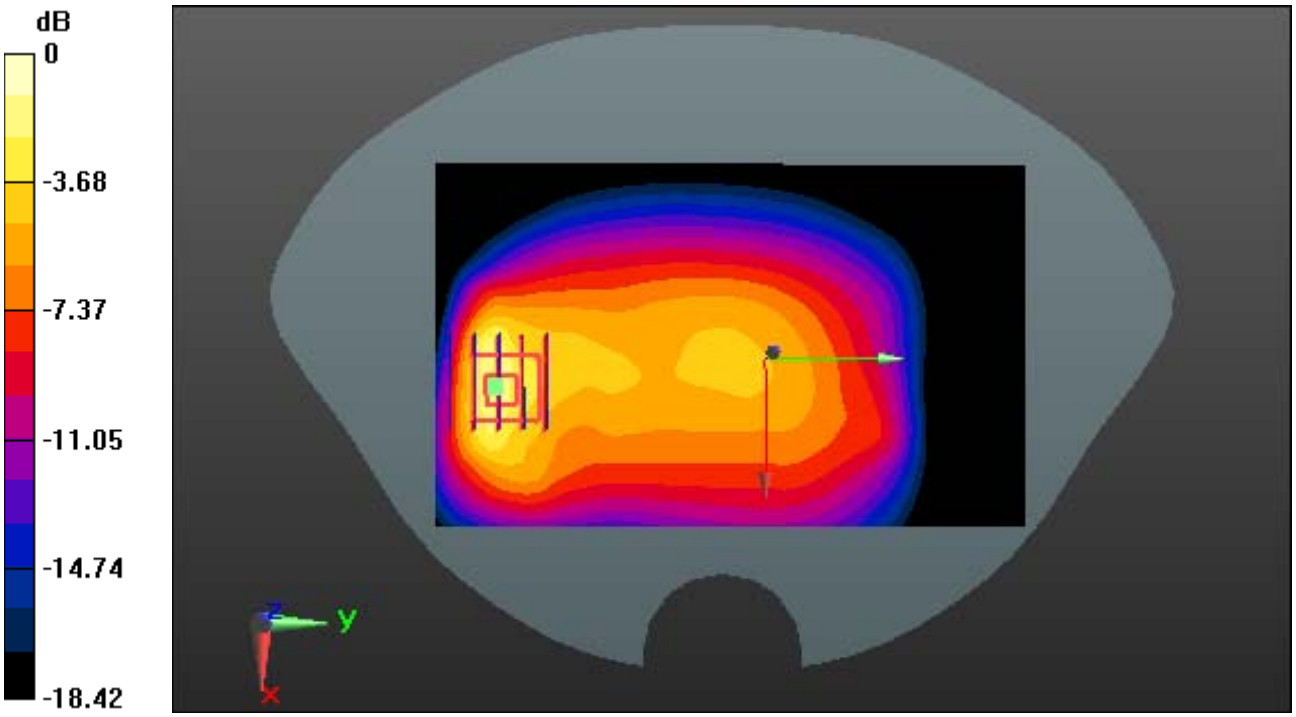

0 dB = 1.40 W/kg

DT&C Co., Ltd.

DUT: PM80; Type: PDA

Communication System: LTE Band 17 (FCC) (0); Frequency: 710 MHz;Duty Cycle: 1:1
Medium parameters used: f = 710 MHz; σ = 0.929 S/m; ε_r = 55.643; ρ = 1000 kg/m^3
Phantom section: Flat Section

DASY5 Configuration:
Probe: EX3DV4 - SN3930; ConvF(9.64, 9.64, 9.64); Calibrated: 7/22/2015; Electronics: DAE4 Sn1335
Phantom: SAM with CRP_20120521; Type: SAM; Serial: 1679
Measurement SW: DASY52, Version 52.8 (8); SEMCAD X Version 14.6.10 (7331)

Test Date: 2015-10-10; Ambient Temp: 21.4; Tissue Temp: 21.7

Touch from Body, Rear, LTE Band 17 Ch. 23790, Ant.Internal

Mode : Bandwidth 10 MHz, QPSK, RB Size : 1, Offset: 0

With Enlarge plot image

Area Scan (81x131x1): Interpolated grid: dx=15 mm, dy=15 mm
Zoom Scan (5x5x7)/Cube 0: Measurement grid: dx=8mm, dy=8mm, dz=5mm
Power Drift = -0.09 dB
Peak SAR (extrapolated) = 2.00 W/kg
SAR(1 g) = 0.923 W/kg; SAR(10 g) = 0.444 W/kg

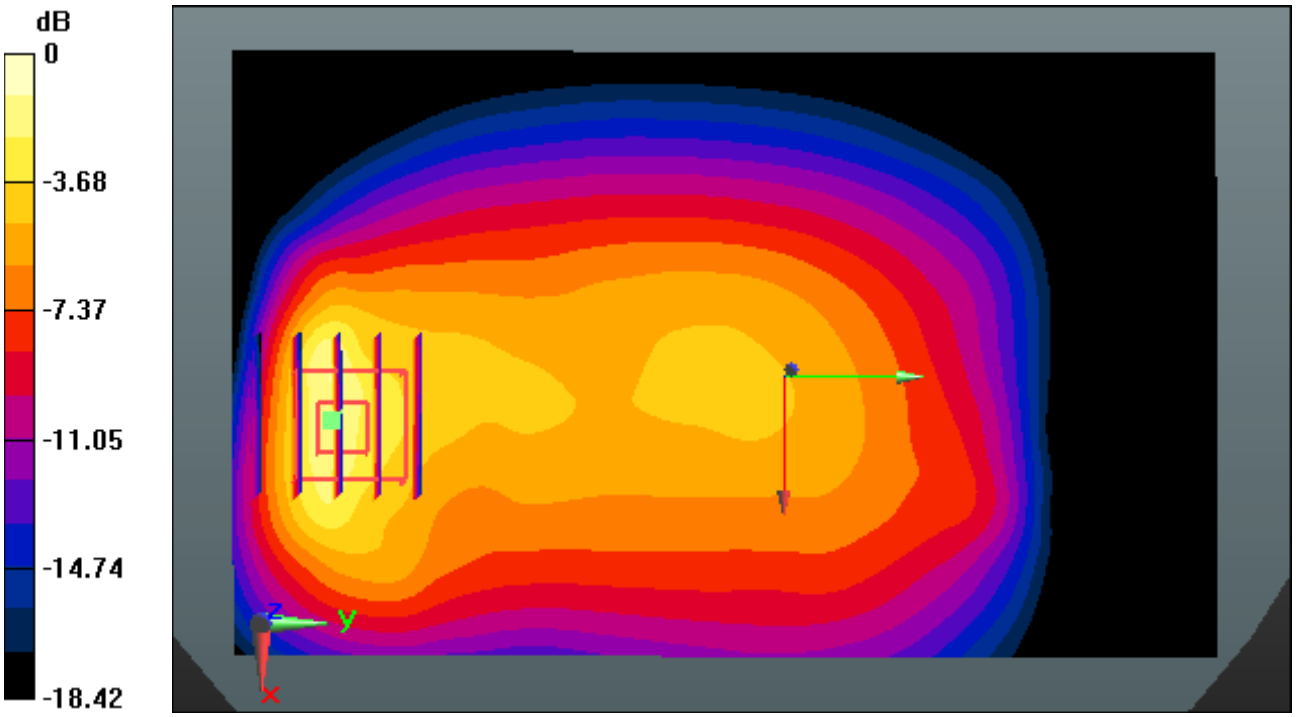

0 dB = 1.40 W/kg

DT&C Co., Ltd.

DUT: PM80; Type: PDA

Communication System: LTE Band 17 (FCC) (0); Frequency: 710 MHz;Duty Cycle: 1:1
Medium parameters used: f = 710 MHz; σ = 0.929 S/m; ε_r = 55.643; ρ = 1000 kg/m^3
Phantom section: Flat Section

DASY5 Configuration:
Probe: EX3DV4 - SN3930; ConvF(9.64, 9.64, 9.64); Calibrated: 7/22/2015; Electronics: DAE4 Sn1335
Phantom: SAM with CRP_20120521; Type: SAM; Serial: 1679
Measurement SW: DASY52, Version 52.8 (8); SEMCAD X Version 14.6.10 (7331)

Test Date: 2015-10-10; Ambient Temp: 21.4; Tissue Temp: 21.7

Touch from Body, Rear, LTE Band 17 Ch. 23790, Ant.Internal

Mode : Bandwidth 10 MHz, QPSK, RB Size : 1, Offset: 0

Area Scan (81x131x1): Interpolated grid: dx=15 mm, dy=15 mm
Zoom Scan (5x5x7)/Cube 0: Measurement grid: dx=8mm, dy=8mm, dz=5mm
Power Drift = -0.09 dB
Peak SAR (extrapolated) = 2.00 W/kg
SAR(1 g) = 0.923 W/kg; SAR(10 g) = 0.444 W/kg

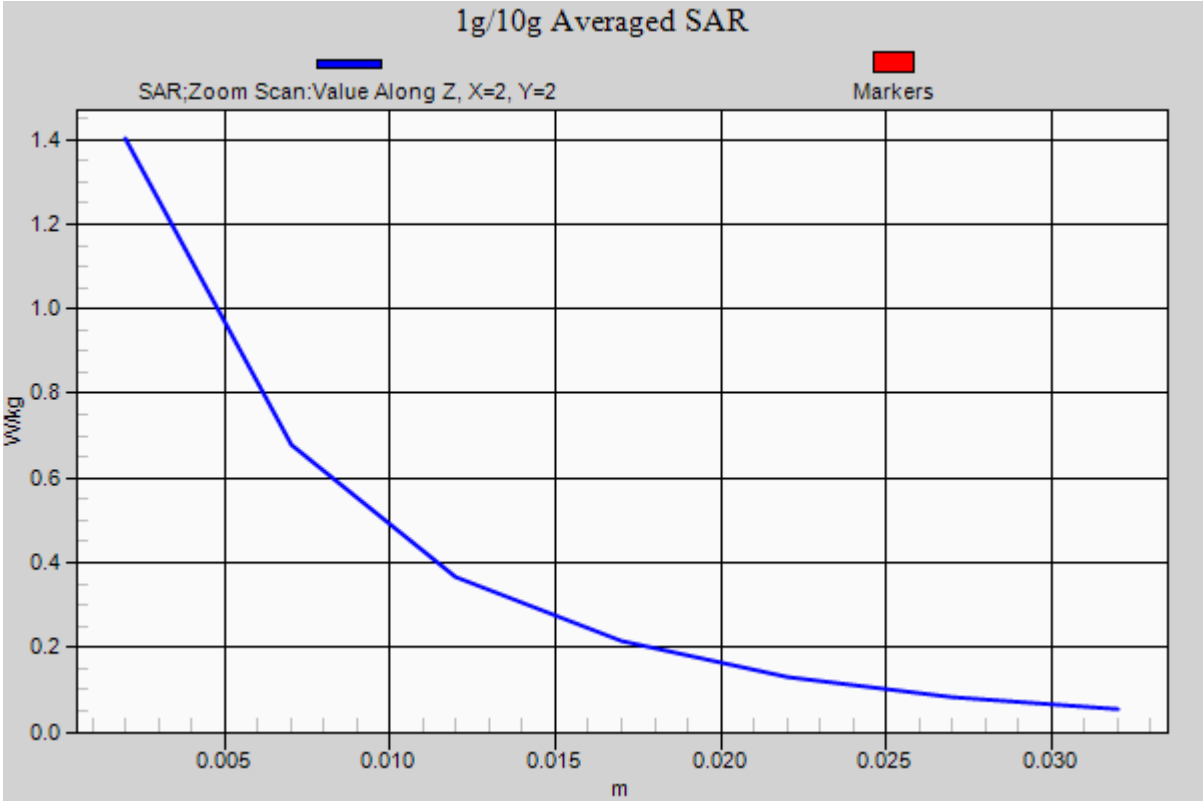

DT&C Co., Ltd.

DUT: PM80; Type: PDA

Communication System: LTE Band 13 (0); Frequency: 782 MHz;Duty Cycle: 1:1
Medium parameters used: f = 782 MHz; σ = 0.989 S/m; ε_r = 54.845; ρ = 1000 kg/m^3
Phantom section: Flat Section

DASY5 Configuration:
Probe: EX3DV4 - SN3930; ConvF(9.64, 9.64, 9.64); Calibrated: 7/22/2015; Electronics: DAE4 Sn1335
Phantom: SAM with CRP_20120521; Type: SAM; Serial: 1679
Measurement SW: DASY52, Version 52.8 (8); SEMCAD X Version 14.6.10 (7331)

Test Date: 2015-10-09; Ambient Temp: 21.2; Tissue Temp: 21.6

Touch from Body, Rear, LTE Band 13 Ch. 23230, Ant.Internal

Mode : Bandwidth 10 MHz, QPSK, RB Size : 1, Offset: 0

Area Scan (81x131x1): Interpolated grid: dx=15 mm, dy=15 mm
Zoom Scan (5x5x7)/Cube 0: Measurement grid: dx=8mm, dy=8mm, dz=5mm
Power Drift = 0.06 dB
Peak SAR (extrapolated) = 3.80 W/kg
SAR(1 g) = 1.66 W/kg; SAR(10 g) = 0.760 W/kg

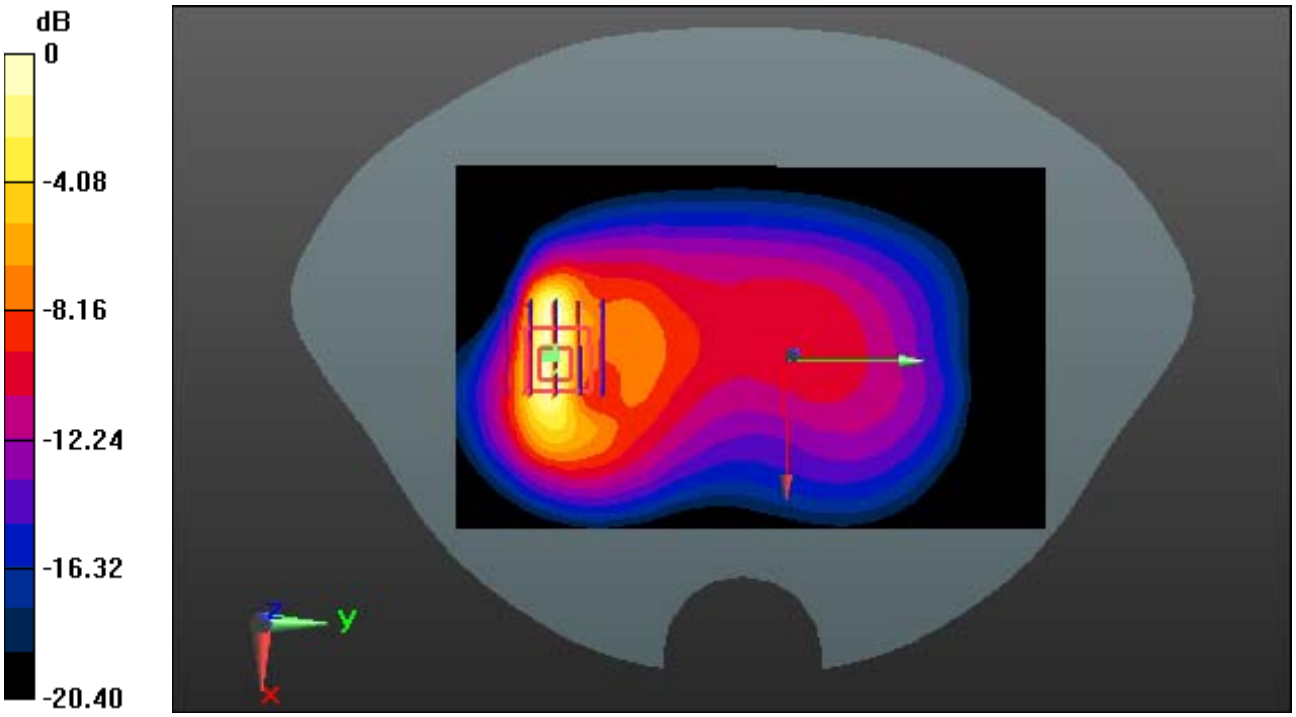

0 dB = 2.78 W/kg

DT&C Co., Ltd.

DUT: PM80; Type: PDA

Communication System: LTE Band 13 (0); Frequency: 782 MHz;Duty Cycle: 1:1
Medium parameters used: f = 782 MHz; σ = 0.989 S/m; ε_r = 54.845; ρ = 1000 kg/m^3
Phantom section: Flat Section

DASY5 Configuration:
Probe: EX3DV4 - SN3930; ConvF(9.64, 9.64, 9.64); Calibrated: 7/22/2015; Electronics: DAE4 Sn1335
Phantom: SAM with CRP_20120521; Type: SAM; Serial: 1679
Measurement SW: DASY52, Version 52.8 (8); SEMCAD X Version 14.6.10 (7331)

Test Date: 2015-10-09; Ambient Temp: 21.2; Tissue Temp: 21.6

Touch from Body, Rear, LTE Band 13 Ch. 23230, Ant.Internal

Mode : Bandwidth 10 MHz, QPSK, RB Size : 1, Offset: 0

With Enlarge plot image

Area Scan (81x131x1): Interpolated grid: dx=15 mm, dy=15 mm
Zoom Scan (5x5x7)/Cube 0: Measurement grid: dx=8mm, dy=8mm, dz=5mm
Power Drift = 0.06 dB
Peak SAR (extrapolated) = 3.80 W/kg
SAR(1 g) = 1.66 W/kg; SAR(10 g) = 0.760 W/kg

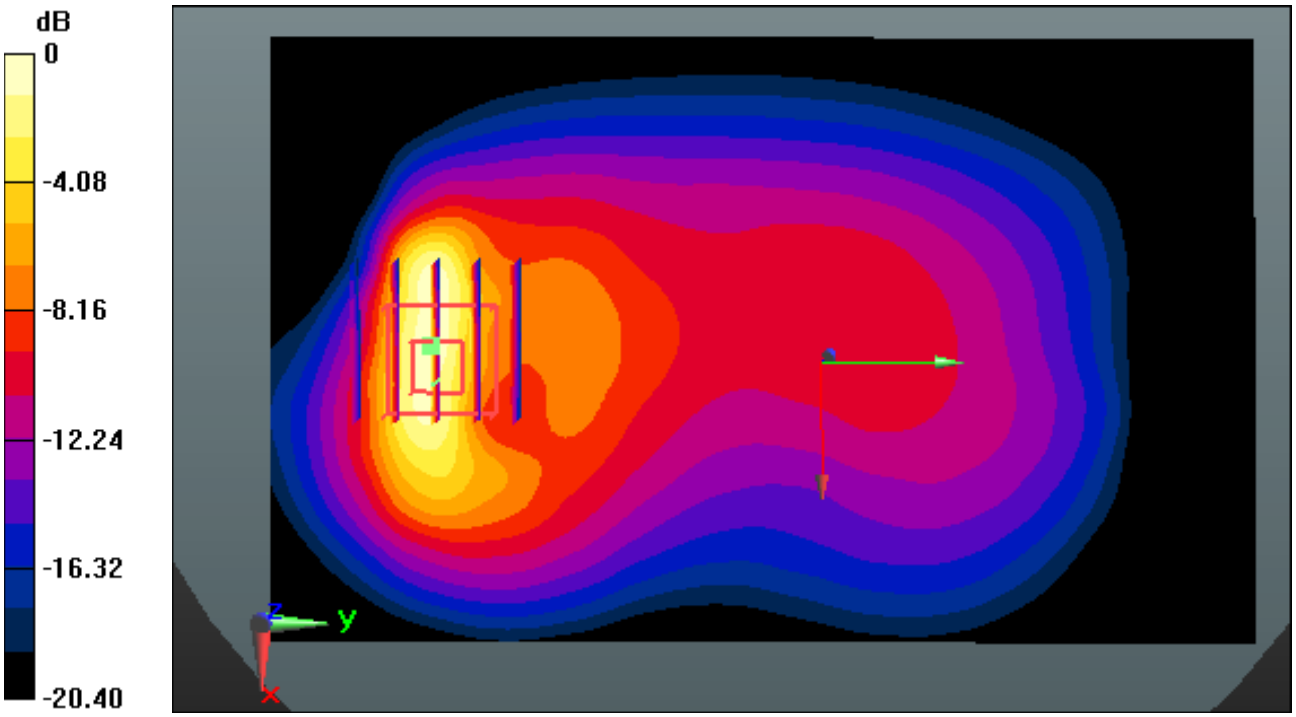

0 dB = 2.78 W/kg

DT&C Co., Ltd.

DUT: PM80; Type: PDA

Communication System: LTE Band 13 (0); Frequency: 782 MHz;Duty Cycle: 1:1
Medium parameters used: f = 782 MHz; σ = 0.989 S/m; ε_r = 54.845; ρ = 1000 kg/m^3
Phantom section: Flat Section

DASY5 Configuration:
Probe: EX3DV4 - SN3930; ConvF(9.64, 9.64, 9.64); Calibrated: 7/22/2015; Electronics: DAE4 Sn1335
Phantom: SAM with CRP_20120521; Type: SAM; Serial: 1679
Measurement SW: DASY52, Version 52.8 (8); SEMCAD X Version 14.6.10 (7331)

Test Date: 2015-10-09; Ambient Temp: 21.2; Tissue Temp: 21.6

Touch from Body, Rear, LTE Band 13 Ch. 23230, Ant.Internal

Mode : Bandwidth 10 MHz, QPSK, RB Size : 1, Offset: 0

Area Scan (81x131x1): Interpolated grid: dx=15 mm, dy=15 mm
Zoom Scan (5x5x7)/Cube 0: Measurement grid: dx=8mm, dy=8mm, dz=5mm
Power Drift = 0.06 dB
Peak SAR (extrapolated) = 3.80 W/kg
SAR(1 g) = 1.66 W/kg; SAR(10 g) = 0.760 W/kg

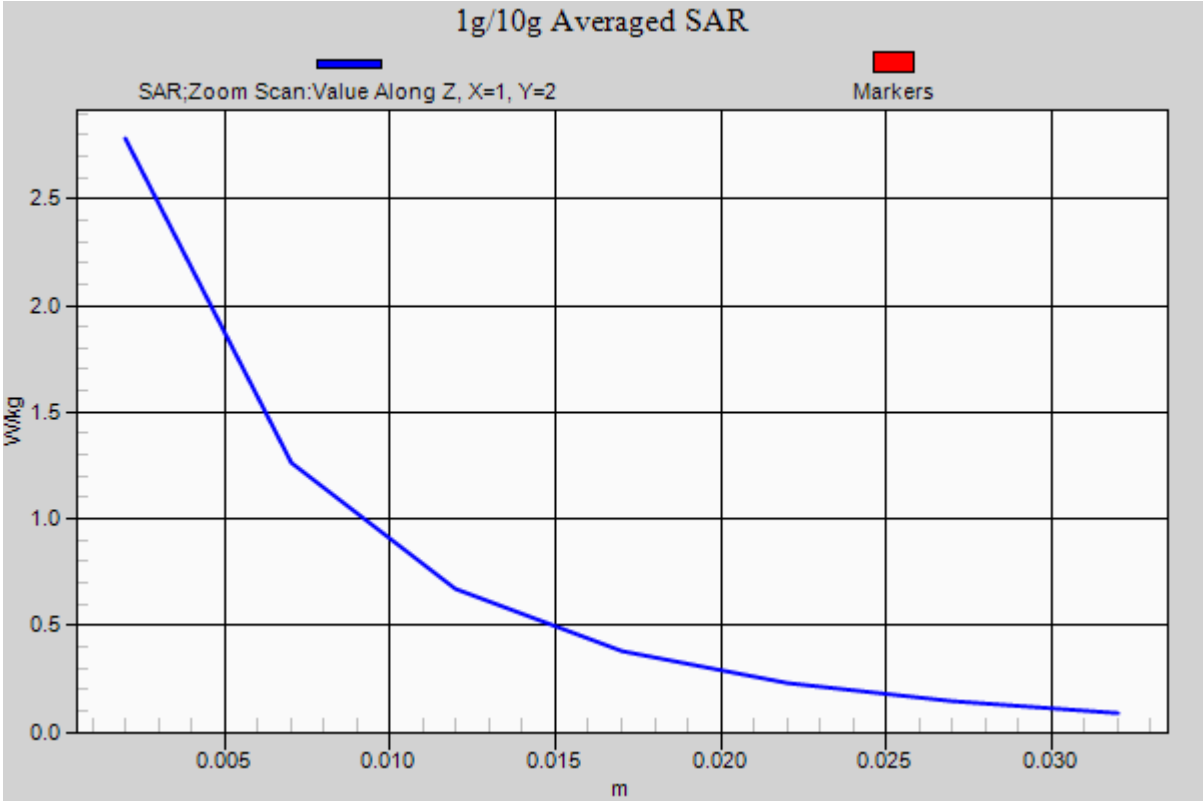

DT&C Co., Ltd.

DUT: PM80; Type: PDA

Communication System: LTE Band 5 (KC) (0); Frequency: 836.5 MHz;Duty Cycle: 1:1
Medium parameters used: f = 836.5 MHz; σ = 0.997 S/m; ε_r = 53.48; ρ = 1000 kg/m^3
Phantom section: Flat Section

DASY5 Configuration:
Probe: EX3DV4 - SN3930; ConvF(9.49, 9.49, 9.49); Calibrated: 7/22/2015; Electronics: DAE4 Sn1335
Phantom: SAM with CRP_20120521; Type: SAM; Serial: 1679
Measurement SW: DASY52, Version 52.8 (8); SEMCAD X Version 14.6.10 (7331)

Test Date: 2015-10-23; Ambient Temp: 21.1; Tissue Temp: 21.4

Touch from Body, Rear, LTE Band 5 Ch. 20525, Ant.Internal

Mode : Bandwidth 10 MHz, QPSK, RB Size : 1, Offset: 49

Area Scan (81x131x1): Interpolated grid: dx=15 mm, dy=15 mm
Zoom Scan (5x5x7)/Cube 0: Measurement grid: dx=8mm, dy=8mm, dz=5mm
Power Drift = -0.03 dB
Peak SAR (extrapolated) = 2.35 W/kg
SAR(1 g) = 1.13 W/kg; SAR(10 g) = 0.538 W/kg

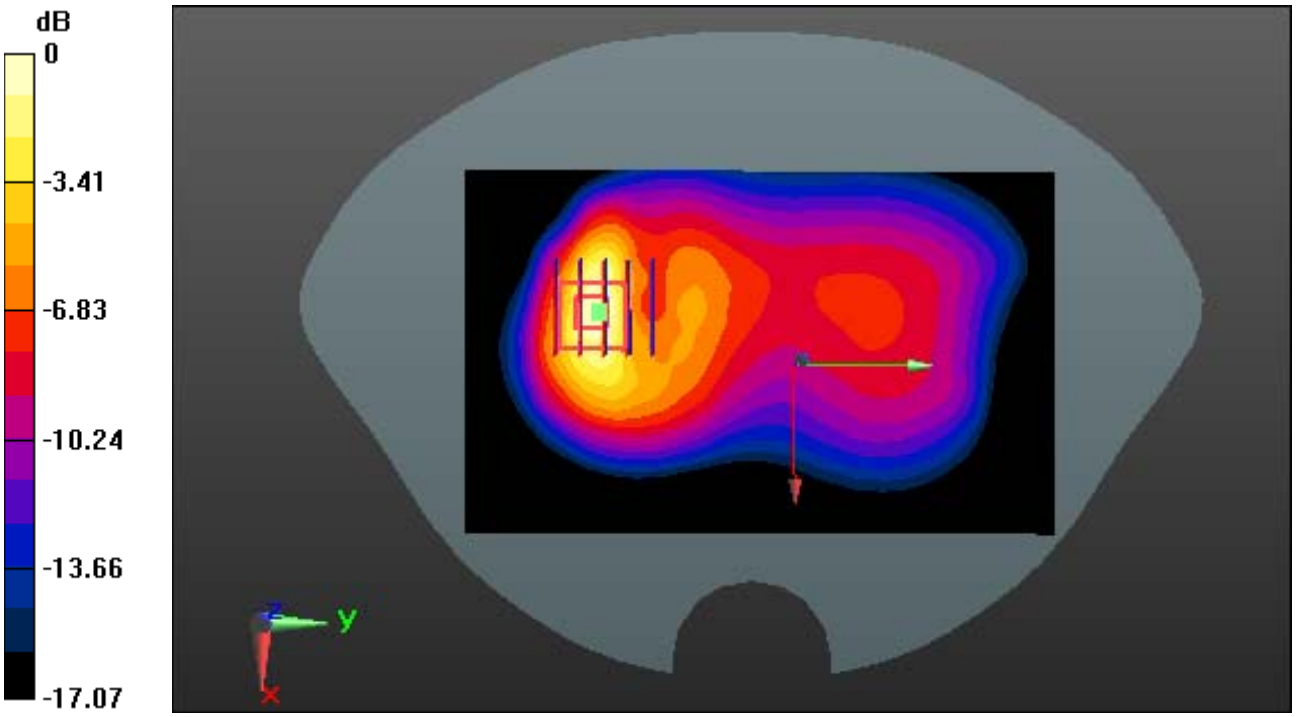

0 dB = 1.56 W/kg

DT&C Co., Ltd.

DUT: PM80; Type: PDA

Communication System: LTE Band 5 (KC) (0); Frequency: 836.5 MHz;Duty Cycle: 1:1
Medium parameters used: f = 836.5 MHz; σ = 0.997 S/m; ε_r = 53.48; ρ = 1000 kg/m^3
Phantom section: Flat Section

DASY5 Configuration:
Probe: EX3DV4 - SN3930; ConvF(9.49, 9.49, 9.49); Calibrated: 7/22/2015; Electronics: DAE4 Sn1335
Phantom: SAM with CRP_20120521; Type: SAM; Serial: 1679
Measurement SW: DASY52, Version 52.8 (8); SEMCAD X Version 14.6.10 (7331)

Test Date: 2015-10-23; Ambient Temp: 21.1; Tissue Temp: 21.4

Touch from Body, Rear, LTE Band 5 Ch. 20525, Ant.Internal

Mode : Bandwidth 10 MHz, QPSK, RB Size : 1, Offset: 49

With Enlarge plot image

Area Scan (81x131x1): Interpolated grid: dx=15 mm, dy=15 mm
Zoom Scan (5x5x7)/Cube 0: Measurement grid: dx=8mm, dy=8mm, dz=5mm
Power Drift = -0.03 dB
Peak SAR (extrapolated) = 2.35 W/kg
SAR(1 g) = 1.13 W/kg; SAR(10 g) = 0.538 W/kg

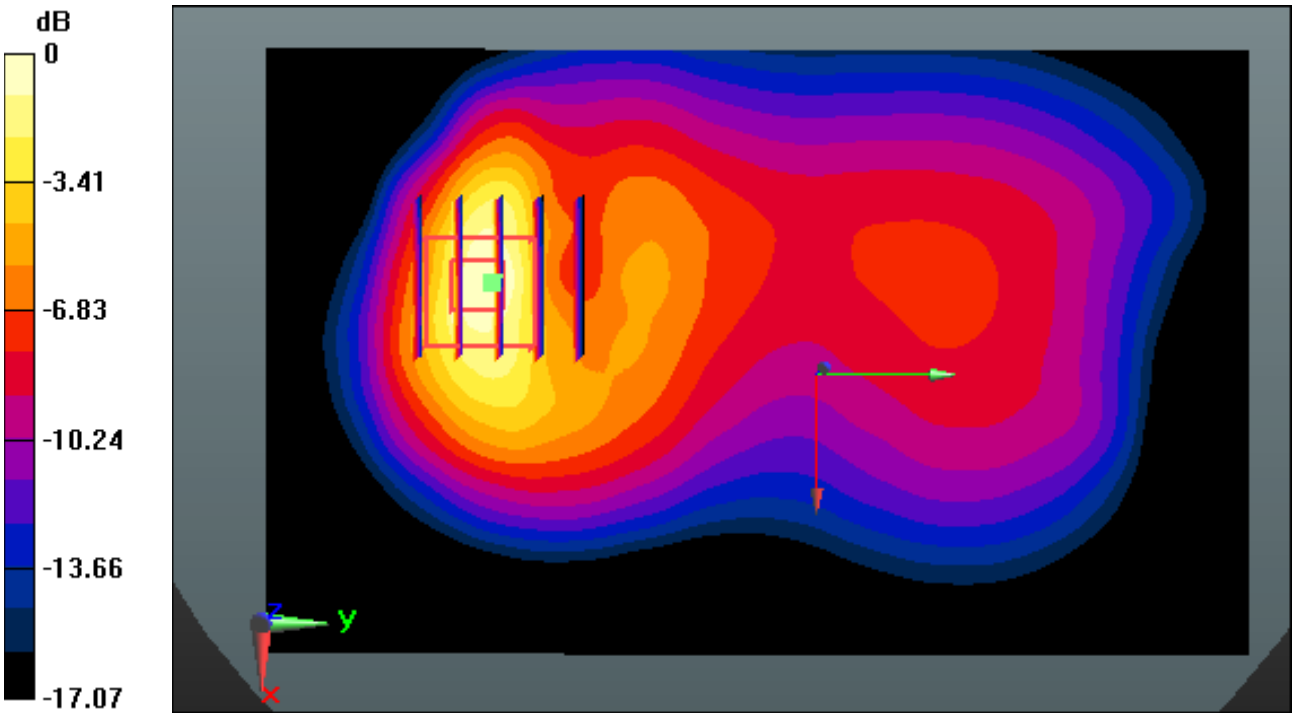

0 dB = 1.56 W/kg

DT&C Co., Ltd.

DUT: PM80; Type: PDA

Communication System: LTE Band 5 (KC) (0); Frequency: 836.5 MHz;Duty Cycle: 1:1
Medium parameters used: f = 836.5 MHz; σ = 0.997 S/m; ε_r = 53.48; ρ = 1000 kg/m^3
Phantom section: Flat Section

DASY5 Configuration:
Probe: EX3DV4 - SN3930; ConvF(9.49, 9.49, 9.49); Calibrated: 7/22/2015; Electronics: DAE4 Sn1335
Phantom: SAM with CRP_20120521; Type: SAM; Serial: 1679
Measurement SW: DASY52, Version 52.8 (8); SEMCAD X Version 14.6.10 (7331)

Test Date: 2015-10-23; Ambient Temp: 21.1; Tissue Temp: 21.4

Touch from Body, Rear, LTE Band 5 Ch. 20525, Ant.Internal

Mode : Bandwidth 10 MHz, QPSK, RB Size : 1, Offset: 49

Area Scan (81x131x1): Interpolated grid: dx=15 mm, dy=15 mm
Zoom Scan (5x5x7)/Cube 0: Measurement grid: dx=8mm, dy=8mm, dz=5mm
Power Drift = -0.03 dB
Peak SAR (extrapolated) = 2.35 W/kg
SAR(1 g) = 1.13 W/kg; SAR(10 g) = 0.538 W/kg

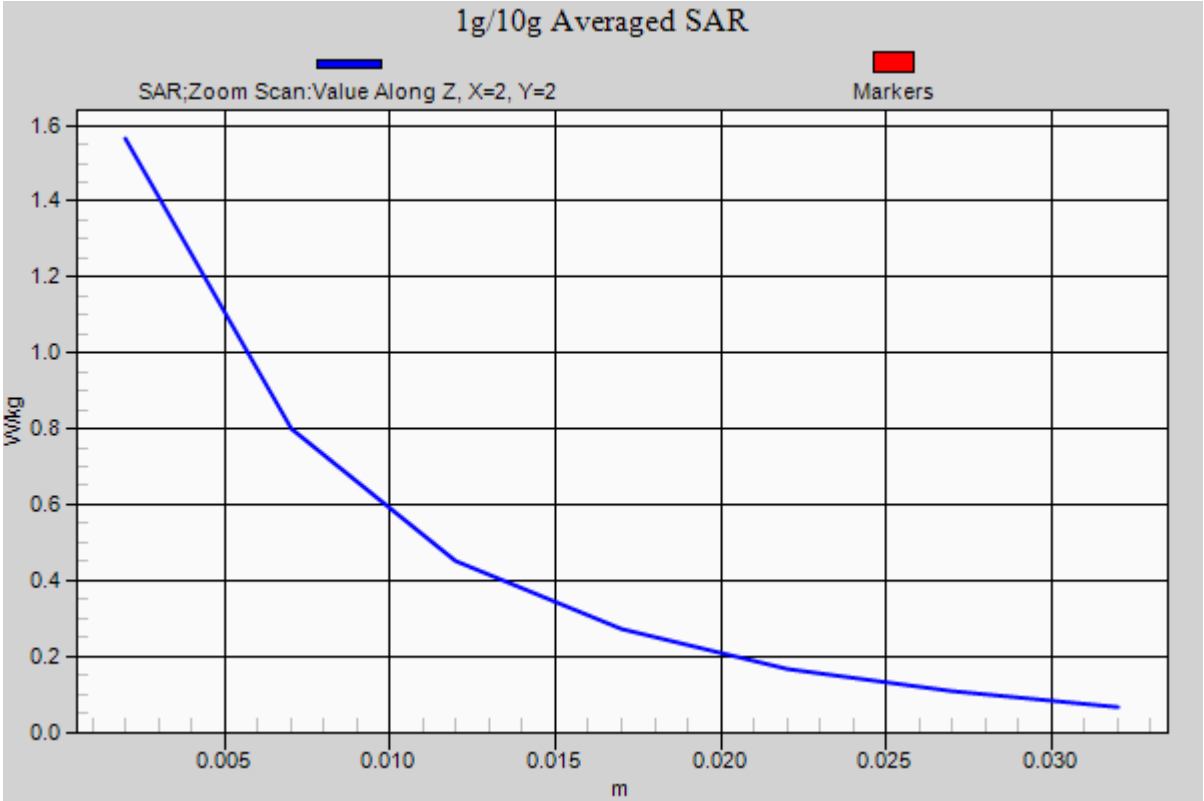

DT&C Co., Ltd.

DUT: PM80; Type: PDA

Communication System: LTE Band 4(FCC) (0); Frequency: 1732.5 MHz;Duty Cycle: 1:1
Medium parameters used: f = 1732.5 MHz; σ = 1.472 S/m; ε_r = 53.75; ρ = 1000 kg/m^3
Phantom section: Flat Section

DASY5 Configuration:
Probe: EX3DV4 - SN3930; ConvF(8.03, 8.03, 8.03); Calibrated: 7/22/2015; Electronics: DAE4 Sn1335
Phantom: SAM with CRP_20120521; Type: SAM; Serial: 1679
Measurement SW: DASY52, Version 52.8 (8); SEMCAD X Version 14.6.10 (7331)

Test Date: 2015-10-22; Ambient Temp: 21.3; Tissue Temp: 21.6

Touch from Body, Rear, LTE Band 4 Ch. 20175, Ant.Internal

Mode : Bandwidth 20 MHz, QPSK, RB Size : 1, Offset: 0

Area Scan (81x131x1): Interpolated grid: dx=15 mm, dy=15 mm
Zoom Scan (5x5x7)/Cube 0: Measurement grid: dx=8mm, dy=8mm, dz=5mm
Power Drift = -0.03 dB
Peak SAR (extrapolated) = 3.63 W/kg
SAR(1 g) = 1.81 W/kg; SAR(10 g) = 0.888 W/kg

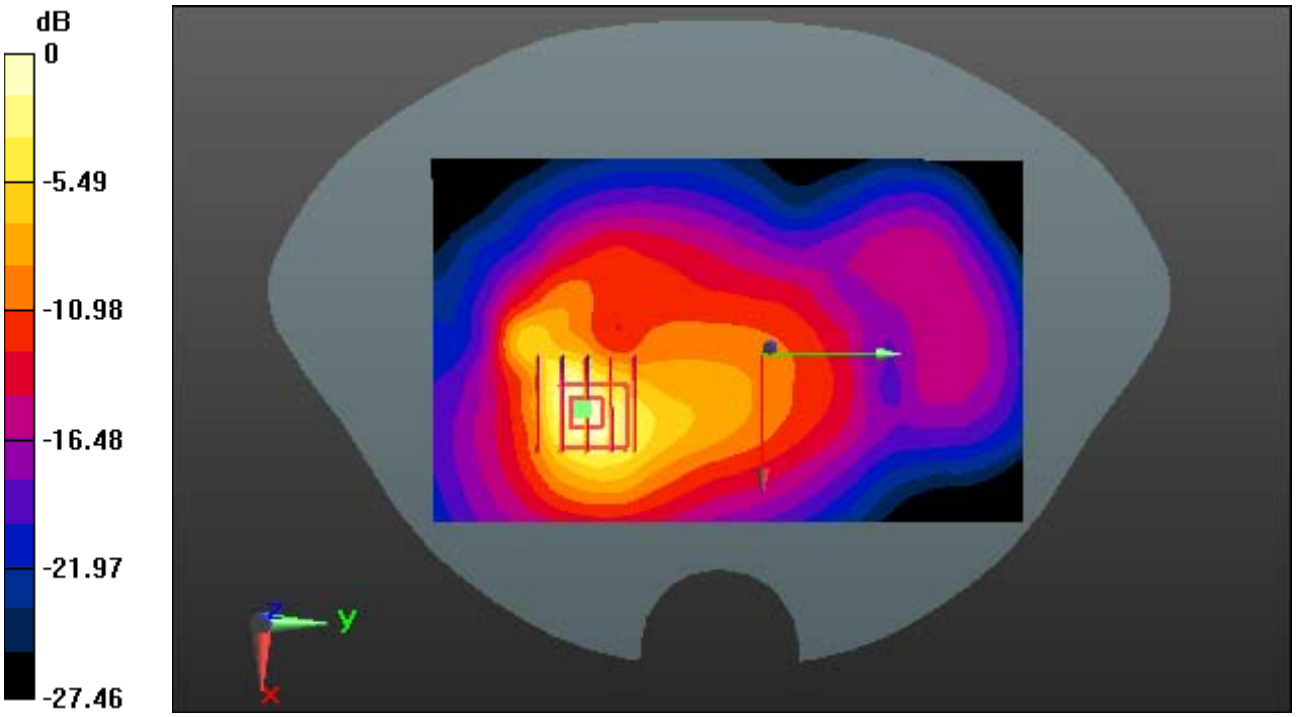

0 dB = 2.77 W/kg

DT&C Co., Ltd.

DUT: PM80; Type: PDA

Communication System: LTE Band 4(FCC) (0); Frequency: 1732.5 MHz;Duty Cycle: 1:1
Medium parameters used: f = 1732.5 MHz; σ = 1.472 S/m; ε_r = 53.75; ρ = 1000 kg/m^3
Phantom section: Flat Section

DASY5 Configuration:
Probe: EX3DV4 - SN3930; ConvF(8.03, 8.03, 8.03); Calibrated: 7/22/2015; Electronics: DAE4 Sn1335
Phantom: SAM with CRP_20120521; Type: SAM; Serial: 1679
Measurement SW: DASY52, Version 52.8 (8); SEMCAD X Version 14.6.10 (7331)

Test Date: 2015-10-22; Ambient Temp: 21.3; Tissue Temp: 21.6

Touch from Body, Rear, LTE Band 4 Ch. 20175, Ant.Internal

Mode : Bandwidth 20 MHz, QPSK, RB Size : 1, Offset: 0

With Enlarge plot image

Area Scan (81x131x1): Interpolated grid: dx=15 mm, dy=15 mm
Zoom Scan (5x5x7)/Cube 0: Measurement grid: dx=8mm, dy=8mm, dz=5mm
Power Drift = -0.03 dB
Peak SAR (extrapolated) = 3.63 W/kg
SAR(1 g) = 1.81 W/kg; SAR(10 g) = 0.888 W/kg

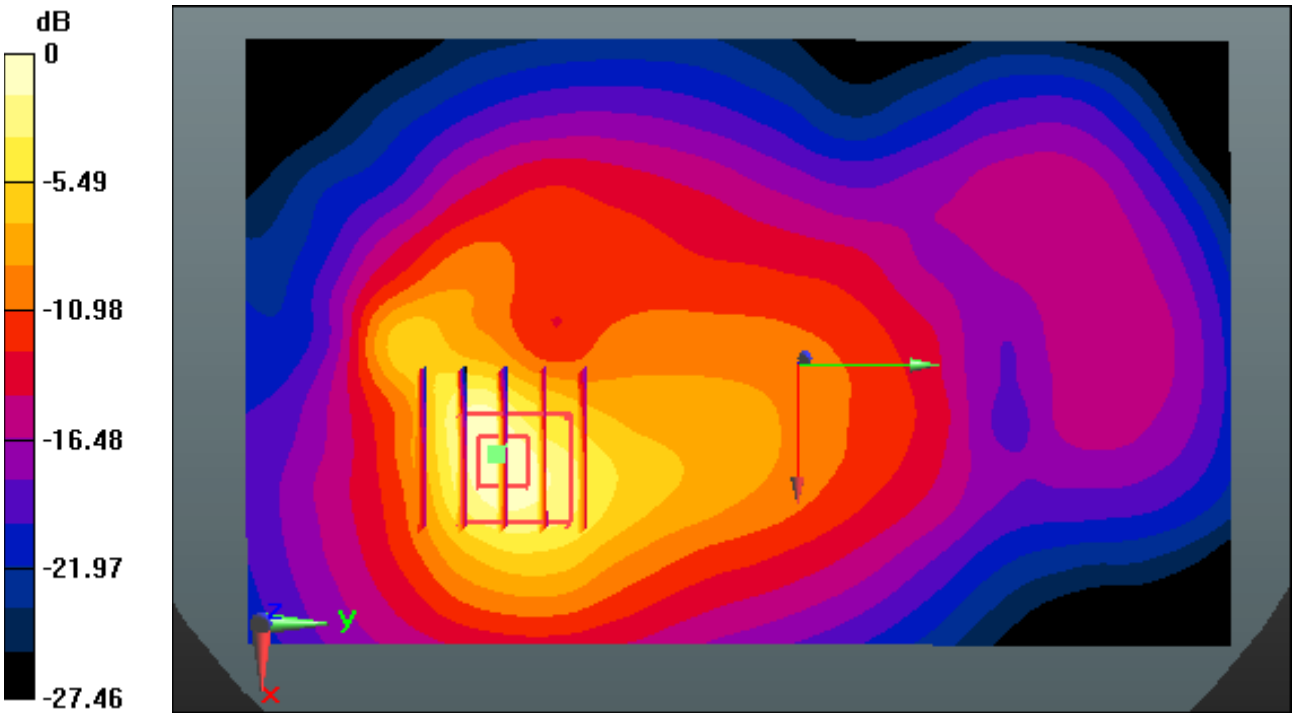

0 dB = 2.77 W/kg

DT&C Co., Ltd.

DUT: PM80; Type: PDA

Communication System: LTE Band 4(FCC) (0); Frequency: 1732.5 MHz;Duty Cycle: 1:1
Medium parameters used: f = 1732.5 MHz; σ = 1.472 S/m; ε_r = 53.75; ρ = 1000 kg/m^3
Phantom section: Flat Section

DASY5 Configuration:
Probe: EX3DV4 - SN3930; ConvF(8.03, 8.03, 8.03); Calibrated: 7/22/2015; Electronics: DAE4 Sn1335
Phantom: SAM with CRP_20120521; Type: SAM; Serial: 1679
Measurement SW: DASY52, Version 52.8 (8); SEMCAD X Version 14.6.10 (7331)

Test Date: 2015-10-22; Ambient Temp: 21.3; Tissue Temp: 21.6

Touch from Body, Rear, LTE Band 4 Ch. 20175, Ant.Internal

Mode : Bandwidth 20 MHz, QPSK, RB Size : 1, Offset: 0

Area Scan (81x131x1): Interpolated grid: dx=15 mm, dy=15 mm
Zoom Scan (5x5x7)/Cube 0: Measurement grid: dx=8mm, dy=8mm, dz=5mm
Power Drift = -0.03 dB
Peak SAR (extrapolated) = 3.63 W/kg
SAR(1 g) = 1.81 W/kg; SAR(10 g) = 0.888 W/kg

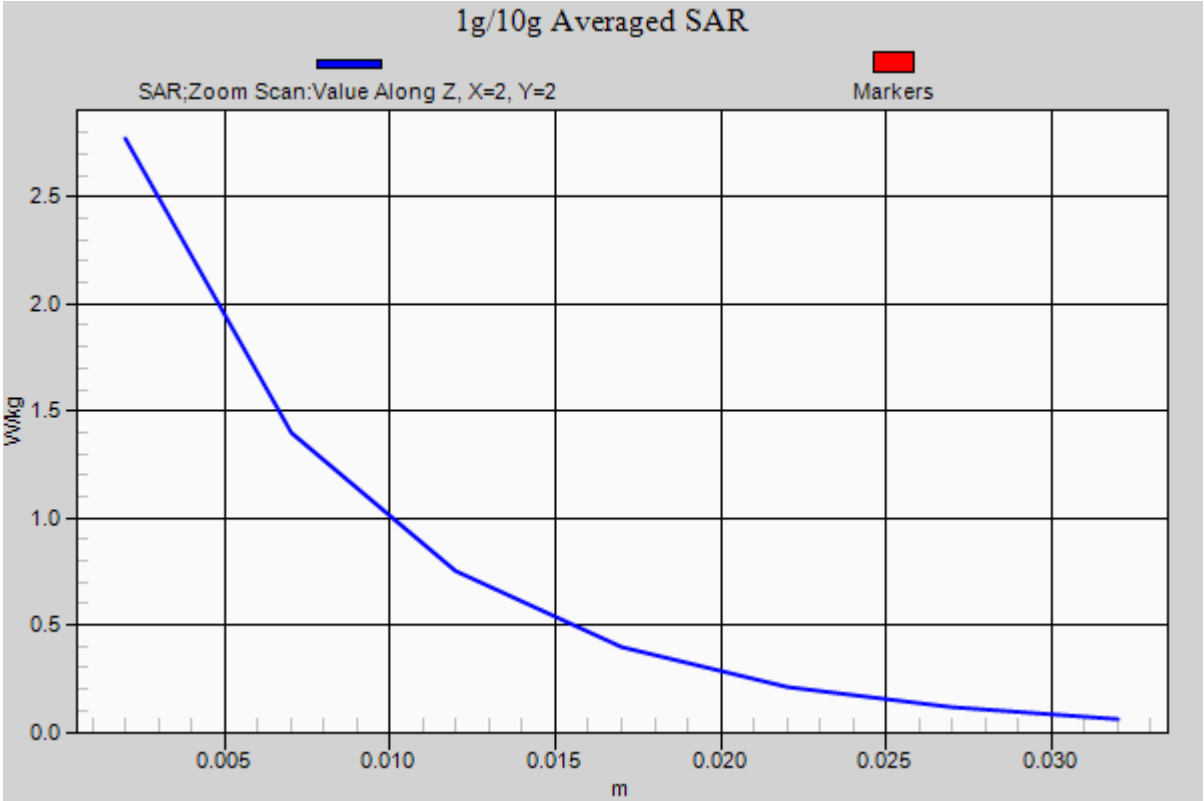

DT&C Co., Ltd.

DUT: PM80; Type: PDA

Communication System: LTE Band 2 (0); Frequency: 1880 MHz;Duty Cycle: 1:1
Medium parameters used: f = 1880 MHz; σ = 1.521 S/m; ε_r = 51.59; ρ = 1000 kg/m^3
Phantom section: Flat Section

DASY5 Configuration:
Probe: EX3DV4 - SN3930; ConvF(7.78, 7.78, 7.78); Calibrated: 7/22/2015; Electronics: DAE4 Sn1335
Phantom: SAM with CRP_20120521; Type: SAM; Serial: 1679
Measurement SW: DASY52, Version 52.8 (8); SEMCAD X Version 14.6.10 (7331)

Test Date: 2015-10-21; Ambient Temp: 21.4; Tissue Temp: 21.8

Touch from Body, Rear, LTE Band 2 Ch. 18900, Ant.Internal

Mode : Bandwidth 20 MHz, QPSK, RB Size : 1, Offset: 0

Area Scan (81x131x1): Interpolated grid: dx=15 mm, dy=15 mm
Zoom Scan (5x5x7)/Cube 0: Measurement grid: dx=8mm, dy=8mm, dz=5mm
Power Drift = 0.16 dB
Peak SAR (extrapolated) = 3.89 W/kg
SAR(1 g) = 1.84 W/kg; SAR(10 g) = 0.845 W/kg

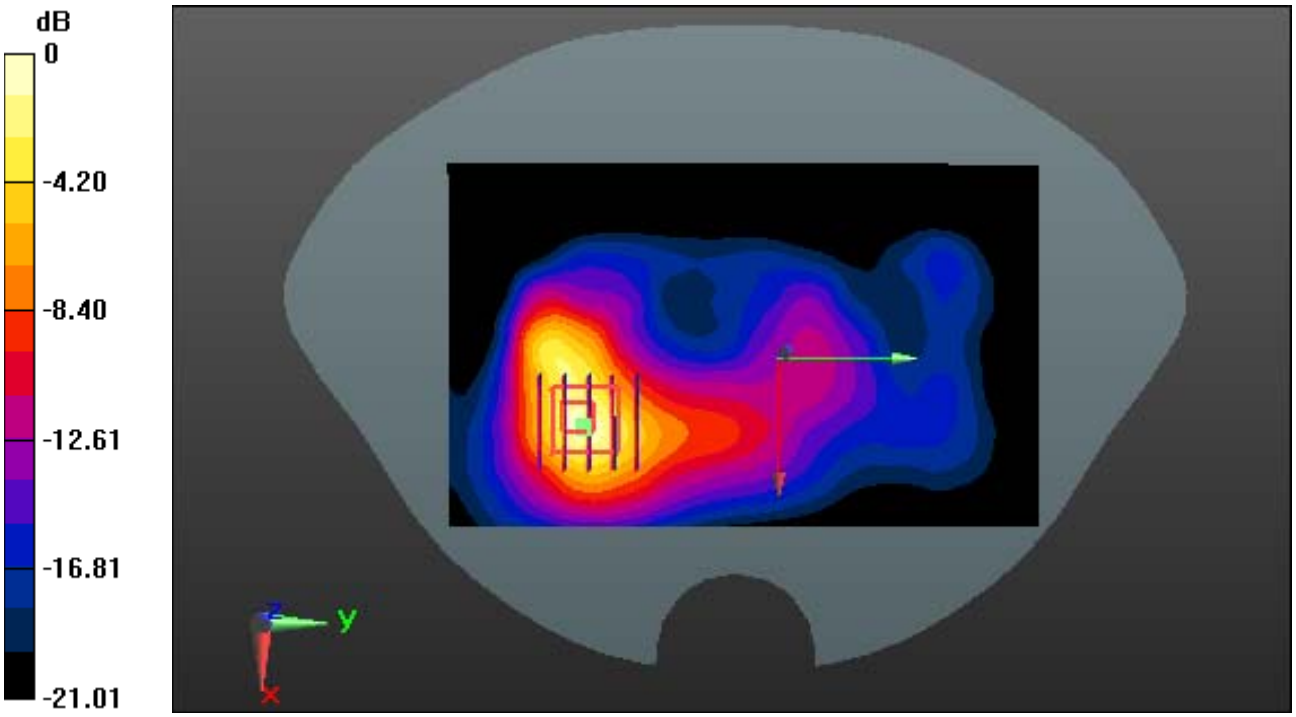

0 dB = 2.69 W/kg

DT&C Co., Ltd.

DUT: PM80; Type: PDA

Communication System: LTE Band 2 (0); Frequency: 1880 MHz;Duty Cycle: 1:1
Medium parameters used: f = 1880 MHz; σ = 1.521 S/m; ε_r = 51.59; ρ = 1000 kg/m^3
Phantom section: Flat Section

DASY5 Configuration:
Probe: EX3DV4 - SN3930; ConvF(7.78, 7.78, 7.78); Calibrated: 7/22/2015; Electronics: DAE4 Sn1335
Phantom: SAM with CRP_20120521; Type: SAM; Serial: 1679
Measurement SW: DASY52, Version 52.8 (8); SEMCAD X Version 14.6.10 (7331)

Test Date: 2015-10-21; Ambient Temp: 21.4; Tissue Temp: 21.8

Touch from Body, Rear, LTE Band 2 Ch. 18900, Ant.Internal

Mode : Bandwidth 20 MHz, QPSK, RB Size : 1, Offset: 0

With Enlarge plot image

Area Scan (81x131x1): Interpolated grid: dx=15 mm, dy=15 mm
Zoom Scan (5x5x7)/Cube 0: Measurement grid: dx=8mm, dy=8mm, dz=5mm
Power Drift = 0.16 dB
Peak SAR (extrapolated) = 3.89 W/kg
SAR(1 g) = 1.84 W/kg; SAR(10 g) = 0.845 W/kg

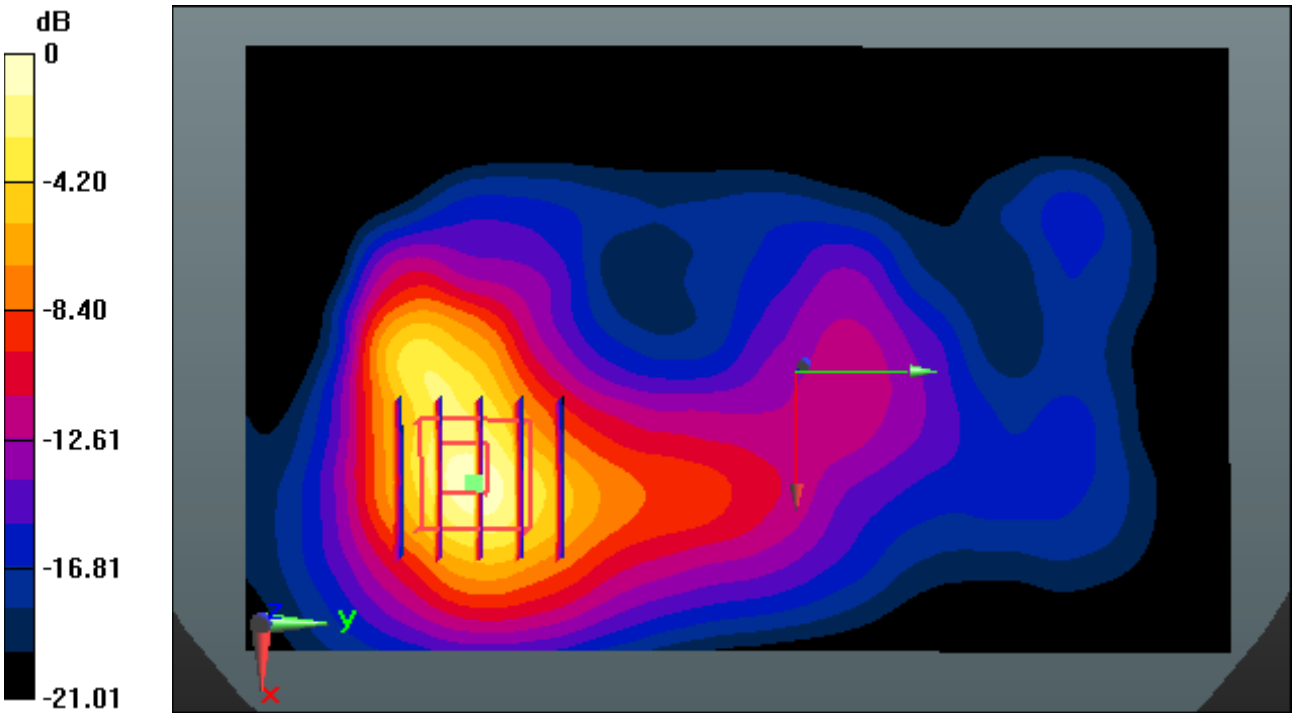

0 dB = 2.69 W/kg

DT&C Co., Ltd.

DUT: PM80; Type: PDA

Communication System: LTE Band 2 (0); Frequency: 1880 MHz;Duty Cycle: 1:1
Medium parameters used: f = 1880 MHz; σ = 1.521 S/m; ε_r = 51.59; ρ = 1000 kg/m^3
Phantom section: Flat Section

DASY5 Configuration:
Probe: EX3DV4 - SN3930; ConvF(7.78, 7.78, 7.78); Calibrated: 7/22/2015; Electronics: DAE4 Sn1335
Phantom: SAM with CRP_20120521; Type: SAM; Serial: 1679
Measurement SW: DASY52, Version 52.8 (8); SEMCAD X Version 14.6.10 (7331)

Test Date: 2015-10-21; Ambient Temp: 21.4; Tissue Temp: 21.8

Touch from Body, Rear, LTE Band 2 Ch. 18900, Ant.Internal

Mode : Bandwidth 20 MHz, QPSK, RB Size : 1, Offset: 0

Area Scan (81x131x1): Interpolated grid: dx=15 mm, dy=15 mm
Zoom Scan (5x5x7)/Cube 0: Measurement grid: dx=8mm, dy=8mm, dz=5mm
Power Drift = 0.16 dB
Peak SAR (extrapolated) = 3.89 W/kg
SAR(1 g) = 1.84 W/kg; SAR(10 g) = 0.845 W/kg

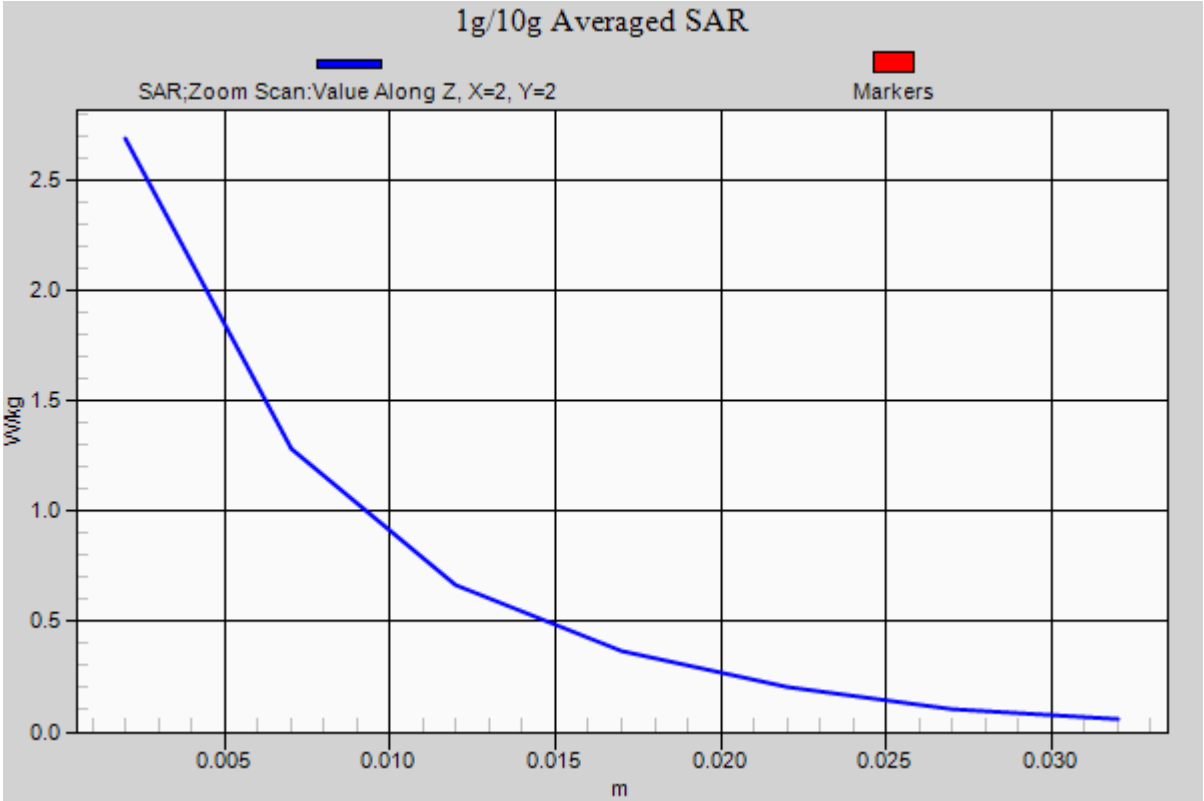

DT&C Co., Ltd.

DUT: PM80; Type: PDA

Communication System: W-LAN 2.4G(802.11b/g/n20, 40) (0); Frequency: 2412 MHz;Duty Cycle: 1:1
Medium parameters used: f = 2412 MHz; σ = 1.912 S/m; ε_r = 51.581; ρ = 1000 kg/m^3
Phantom section: Flat Section

DASY5 Configuration:
Probe: EX3DV4 - SN3866; ConvF(7, 7, 7); Calibrated: 5/27/2015; Electronics: DAE4 Sn1335
Phantom: SAM (30deg probe tilt) with CRP v5.0(Right); Type: QD000P40CD; Serial: TP:1220
Measurement SW: DASY52, Version 52.8 (8); SEMCAD X Version 14.6.10 (7331)

Test Date: 2015-10-28; Ambient Temp: 21.5; Tissue Temp: 21.8

Touch from Body, Left, W-LAN(802.11b) Ch. 1, Ant.Internal

Area Scan (41x121x1): Interpolated grid: dx=12 mm, dy=12 mm
Zoom Scan (5x5x7)/Cube 0: Measurement grid: dx=5mm, dy=5mm, dz=5mm
Power Drift = -0.06 dB
Peak SAR (extrapolated) = 1.74 W/kg
SAR(1 g) = 0.617 W/kg; SAR(10 g) = 0.233 W/kg

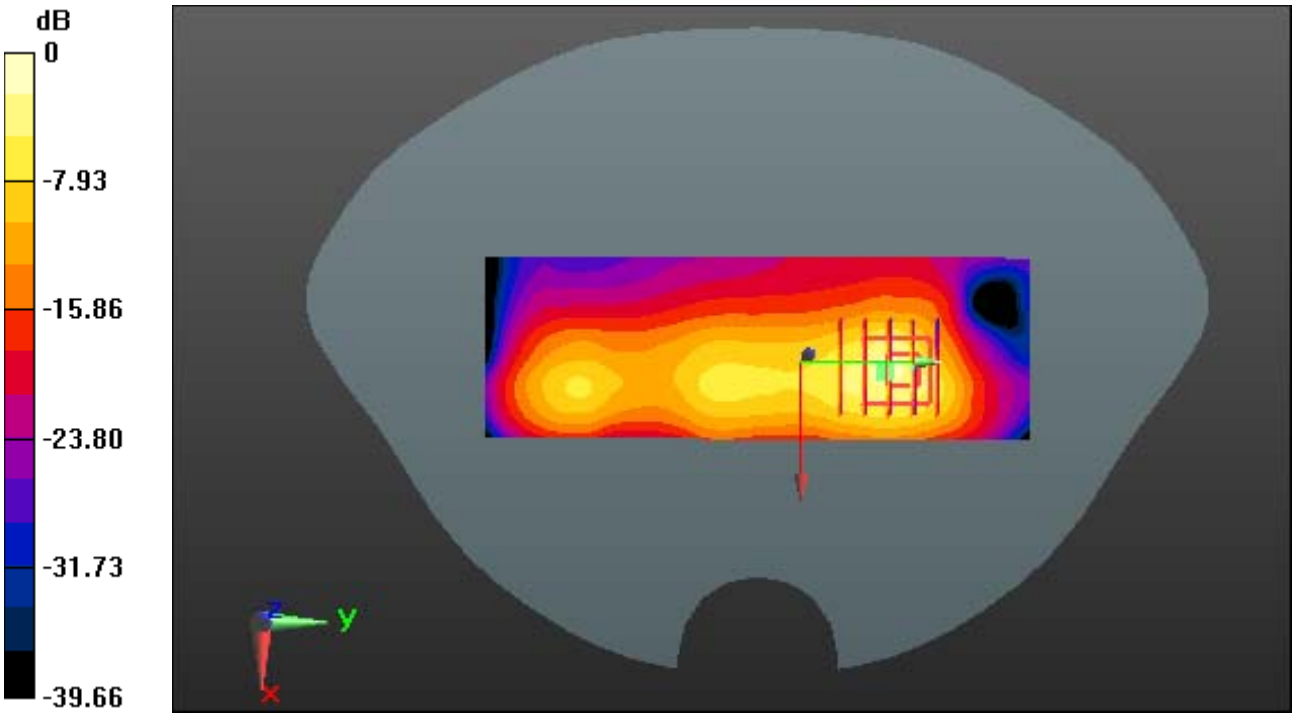

0 dB = 1.19 W/kg

DT&C Co., Ltd.

DUT: PM80; Type: PDA

Communication System: W-LAN 2.4G(802.11b/g/n20, 40) (0); Frequency: 2412 MHz;Duty Cycle: 1:1
Medium parameters used: f = 2412 MHz; σ = 1.912 S/m; ε_r = 51.581; ρ = 1000 kg/m^3
Phantom section: Flat Section

DASY5 Configuration:
Probe: EX3DV4 - SN3866; ConvF(7, 7, 7); Calibrated: 5/27/2015; Electronics: DAE4 Sn1335
Phantom: SAM (30deg probe tilt) with CRP v5.0(Right); Type: QD000P40CD; Serial: TP:1220
Measurement SW: DASY52, Version 52.8 (8); SEMCAD X Version 14.6.10 (7331)

Test Date: 2015-10-28; Ambient Temp: 21.5; Tissue Temp: 21.8

Touch from Body, Left, W-LAN(802.11b) Ch. 1, Ant.Internal

With Enlarge plot image

Area Scan (41x121x1): Interpolated grid: dx=12 mm, dy=12 mm
Zoom Scan (5x5x7)/Cube 0: Measurement grid: dx=5mm, dy=5mm, dz=5mm
Power Drift = -0.06 dB
Peak SAR (extrapolated) = 1.74 W/kg
SAR(1 g) = 0.617 W/kg; SAR(10 g) = 0.233 W/kg

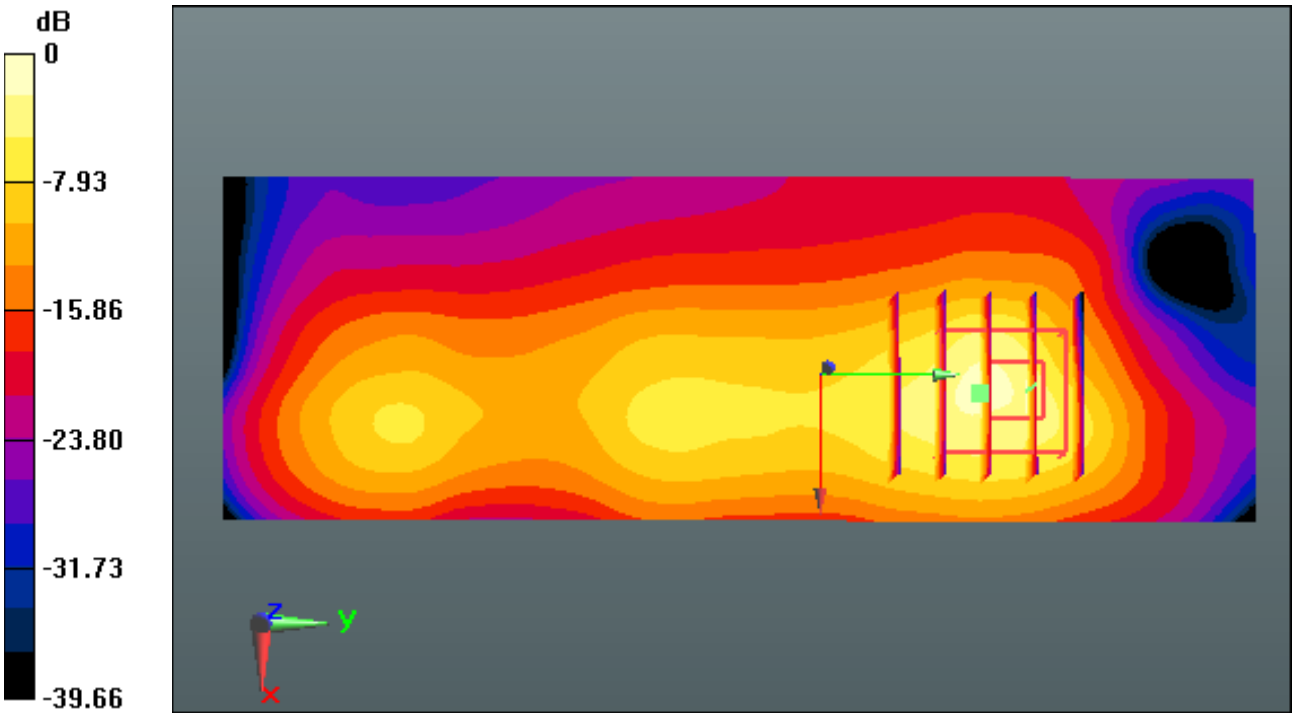

0 dB = 1.19 W/kg

DT&C Co., Ltd.

DUT: PM80; Type: PDA

Communication System: W-LAN 2.4G(802.11b/g/n20, 40) (0); Frequency: 2412 MHz;Duty Cycle: 1:1
Medium parameters used: f = 2412 MHz; σ = 1.912 S/m; ε_r = 51.581; ρ = 1000 kg/m^3
Phantom section: Flat Section

DASY5 Configuration:
Probe: EX3DV4 - SN3866; ConvF(7, 7, 7); Calibrated: 5/27/2015; Electronics: DAE4 Sn1335
Phantom: SAM (30deg probe tilt) with CRP v5.0(Right); Type: QD000P40CD; Serial: TP:1220
Measurement SW: DASY52, Version 52.8 (8); SEMCAD X Version 14.6.10 (7331)

Test Date: 2015-10-28; Ambient Temp: 21.5; Tissue Temp: 21.8

Touch from Body, Left, W-LAN(802.11b) Ch. 1, Ant.Internal
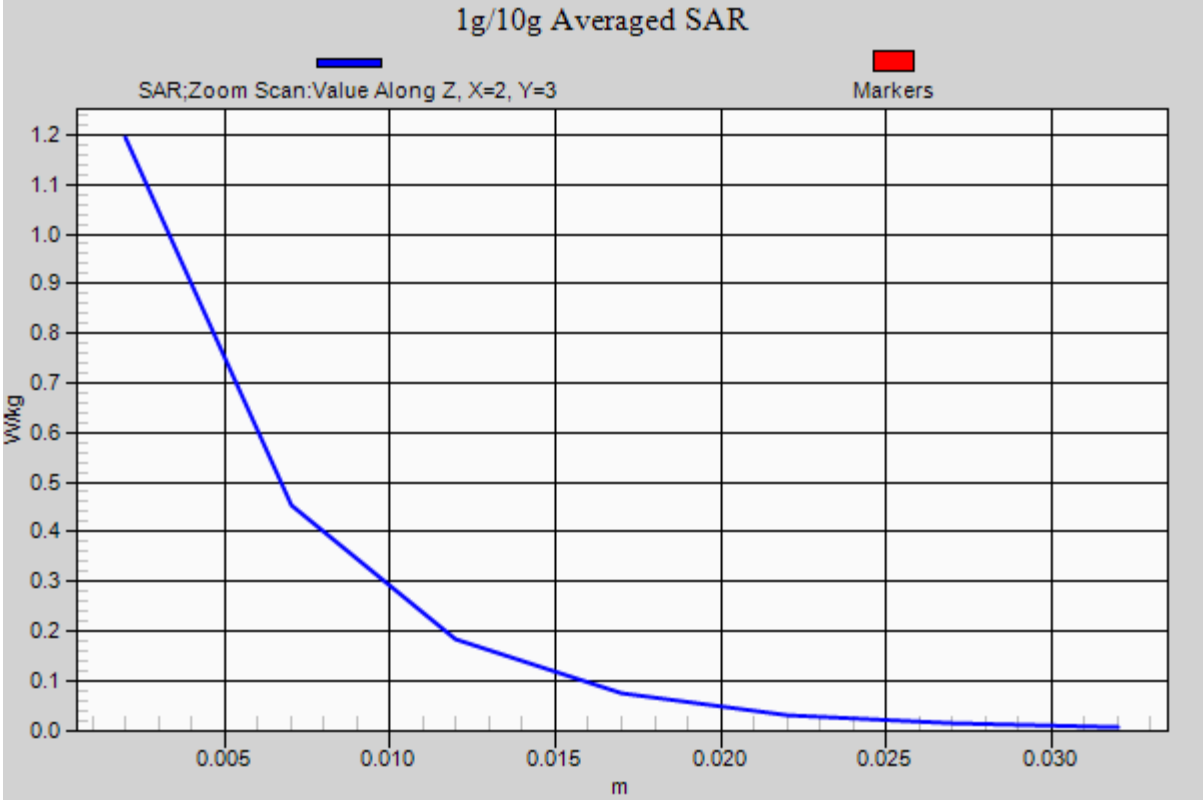
Area Scan (41x121x1): Interpolated grid: dx=12 mm, dy=12 mm
Zoom Scan (5x5x7)/Cube 0: Measurement grid: dx=5mm, dy=5mm, dz=5mm
Power Drift = -0.06 dB
Peak SAR (extrapolated) = 1.74 W/kg
SAR(1 g) = 0.617 W/kg; SAR(10 g) = 0.233 W/kg