SAR Plots

- Verification Plots
- SAR Test Plots

Copyright © 2017, DT&C Co., Ltd.

DT&C Co., Ltd.

DUT: Dipole 750 MHz; Type: D750V3; Serial: D750V3 - SN:1049

Communication System: CW (0); Frequency: 750 MHz;Duty Cycle: 1:1
Medium parameters used: f = 750 MHz; σ = 0.894 S/m; ε_r = 41.881; ρ = 1000 kg/m^3
Phantom section: Flat Section

DASY5 Configuration:
Probe: ES3DV3 - SN3328; ConvF(6.76, 6.76, 6.76); Calibrated: 3/21/2017; ; Electronics: DAE4 Sn1392
Phantom: SAM with CRP_2016_07_22_middle; Type: QD000P40CD; Serial: TP:1786
Measurement SW: DASY52, Version 52.8 (8); SEMCAD X Version 14.6.10 (7331)

Test Date: 2017-04-12; Ambient Temp: 21.1; Tissue Temp: 21.9

750 MHz System Verification

Area Scan (6x11x1): Measurement grid: dx=15mm, dy=15mm
Zoom Scan (7x7x7)/Cube 0: Measurement grid: dx=5mm, dy=5mm, dz=5mm
Power Drift = 0.00 dB
Peak SAR (extrapolated) = 3.09 W/kg
SAR(1 g) = 2.2 W/kg; SAR(10 g) = 1.4 W/kg

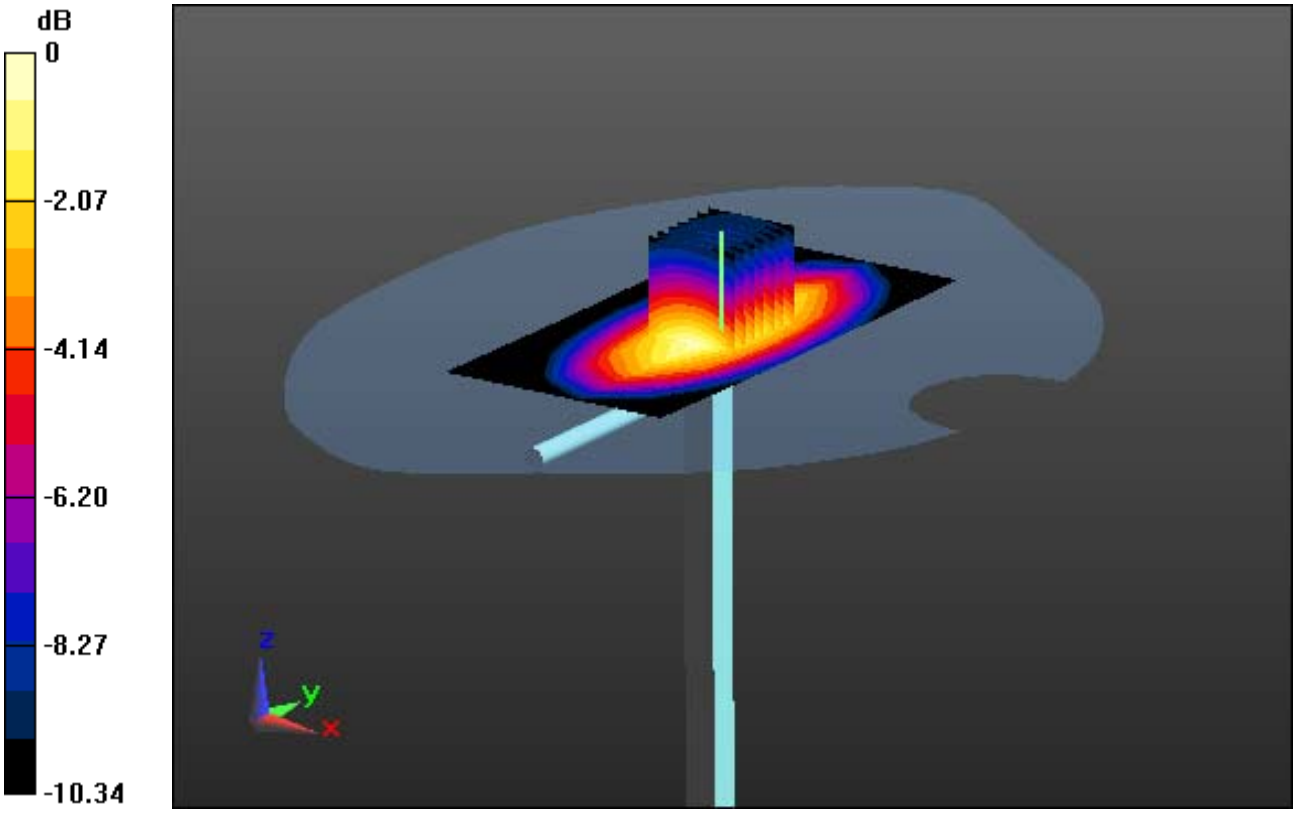

0 dB = 2.84 W/kg

DT&C Co., Ltd.

DUT: Dipole 750 MHz; Type: D750V3; Serial: D750V3 - SN:1049

Communication System: CW (0); Frequency: 750 MHz;Duty Cycle: 1:1
Medium parameters used: f = 750 MHz; σ = 0.894 S/m; ε_r = 41.881; ρ = 1000 kg/m^3
Phantom section: Flat Section

DASY5 Configuration:
Probe: ES3DV3 - SN3328; ConvF(6.76, 6.76, 6.76); Calibrated: 3/21/2017; ; Electronics: DAE4 Sn1392
Phantom: SAM with CRP_2016_07_22_middle; Type: QD000P40CD; Serial: TP:1786
Measurement SW: DASY52, Version 52.8 (8); SEMCAD X Version 14.6.10 (7331)

Test Date: 2017-04-12; Ambient Temp: 21.1; Tissue Temp: 21.9

750 MHz System Verification

Area Scan (6x11x1): Measurement grid: dx=15mm, dy=15mm
Zoom Scan (7x7x7)/Cube 0: Measurement grid: dx=5mm, dy=5mm, dz=5mm
Power Drift = 0.00 dB
Peak SAR (extrapolated) = 3.09 W/kg
SAR(1 g) = 2.2 W/kg; SAR(10 g) = 1.4 W/kg

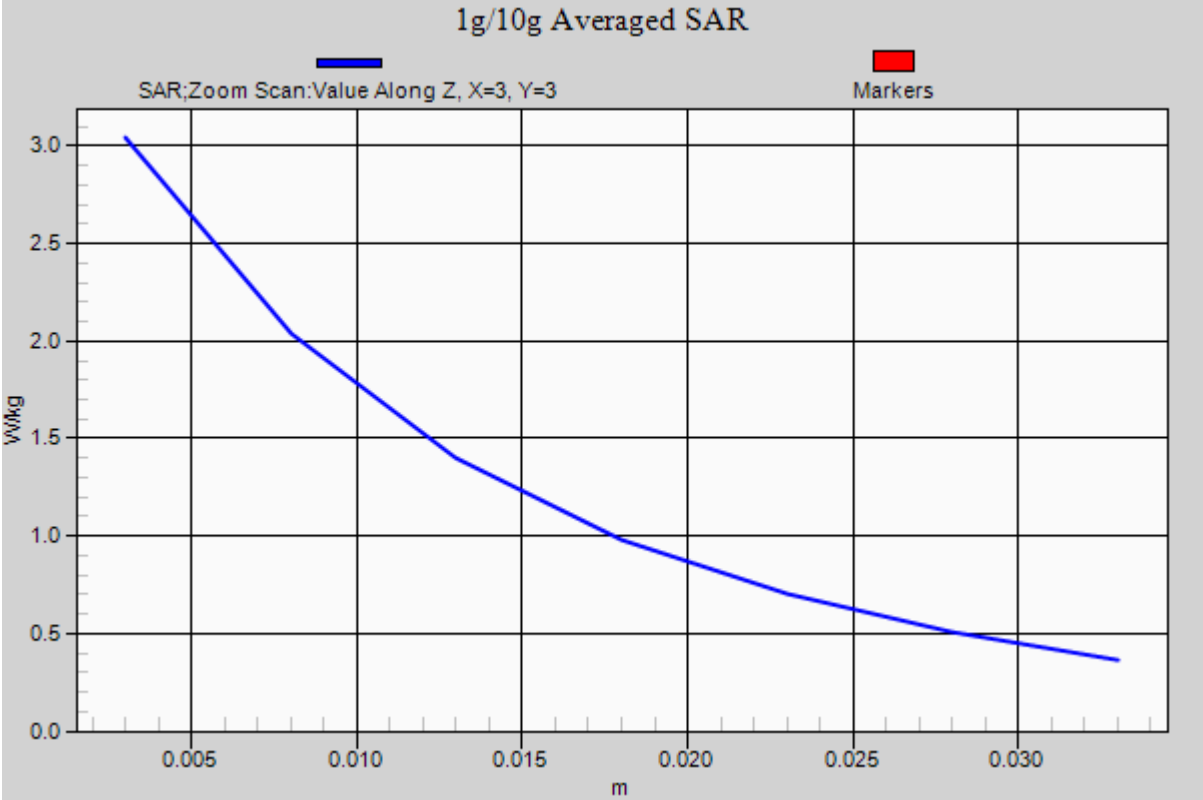

DT&C Co., Ltd.

DUT: Dipole 750 MHz; Type: D750V3; Serial: D750V3 - SN:1049

Communication System: UID 0, CW (0); Frequency: 750 MHz;Duty Cycle: 1:1
Medium parameters used: f = 750 MHz; σ = 0.985 S/m; ε_r = 57.127; ρ = 1000 kg/m^3
Phantom section: Flat Section

DASY5 Configuration:
Probe: ES3DV3 - SN3328; ConvF(6.46, 6.46, 6.46); Calibrated: 3/21/2017; ; Electronics: DAE4 Sn1392
Phantom: SAM with CRP_2016_07_22_middle; Type: QD000P40CD; Serial: TP:1786
Measurement SW: DASY52, Version 52.8 (8); SEMCAD X Version 14.6.10 (7331)

Test Date: 2017-04-12; Ambient Temp: 21.1; Tissue Temp: 22.0

750 MHz System Verification

Area Scan (6x11x1): Measurement grid: dx=15mm, dy=15mm
Zoom Scan (7x7x7)/Cube 0: Measurement grid: dx=5mm, dy=5mm, dz=5mm
Power Drift = 0.00 dB
Peak SAR (extrapolated) = 2.80 W/kg
SAR(1 g) = 2.08 W/kg; SAR(10 g) = 1.35 W/kg

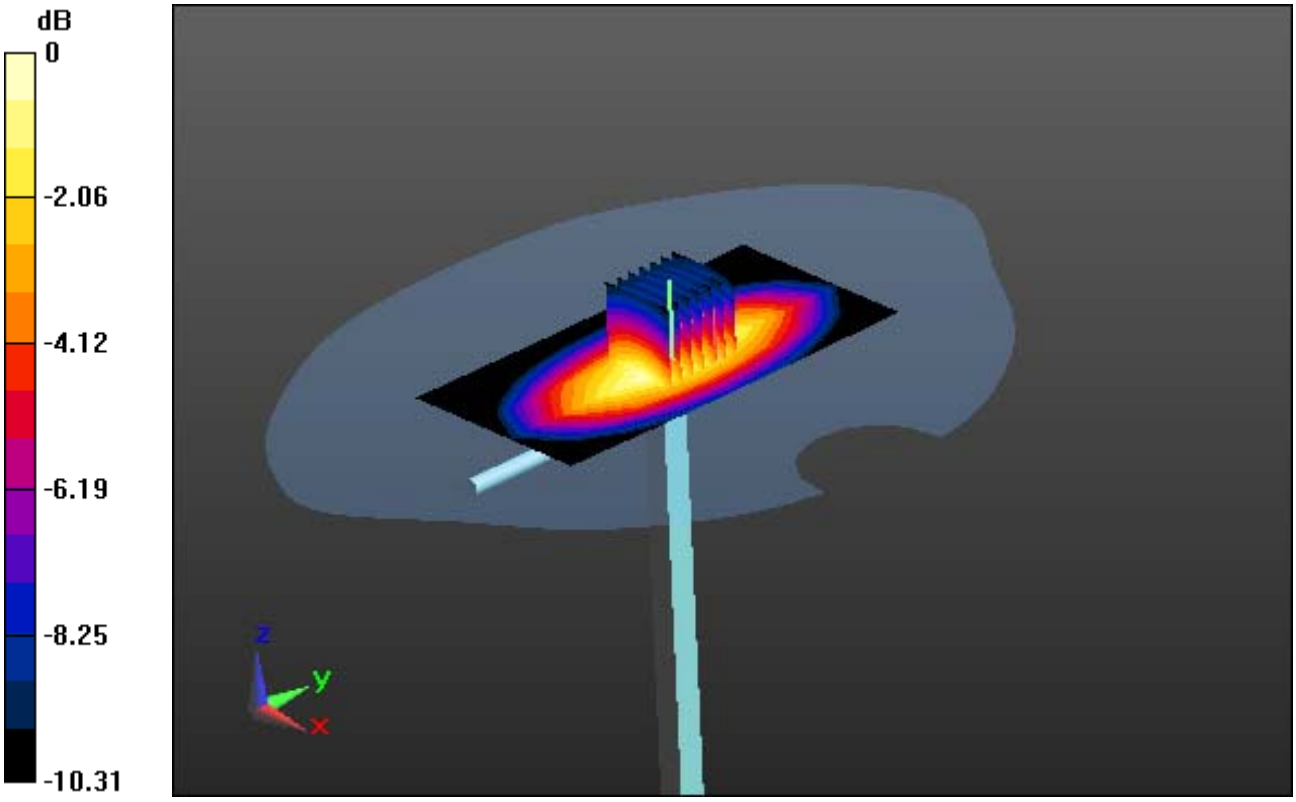

0 dB = 2.38 W/kg

DT&C Co., Ltd.

DUT: Dipole 750 MHz; Type: D750V3; Serial: D750V3 - SN:1049

Communication System: CW (0); Frequency: 750 MHz;Duty Cycle: 1:1
Medium parameters used: f = 750 MHz; σ = 0.985 S/m; ε_r = 57.127; ρ = 1000 kg/m^3
Phantom section: Flat Section

DASY5 Configuration:
Probe: ES3DV3 - SN3328; ConvF(6.46, 6.46, 6.46); Calibrated: 3/21/2017; ; Electronics: DAE4 Sn1392
Phantom: SAM with CRP_2016_07_22_middle; Type: QD000P40CD; Serial: TP:1786
Measurement SW: DASY52, Version 52.8 (8); SEMCAD X Version 14.6.10 (7331)

Test Date: 2017-04-12; Ambient Temp: 21.1; Tissue Temp: 21.9

750 MHz System Verification

Area Scan (6x11x1): Measurement grid: dx=15mm, dy=15mm
Zoom Scan (7x7x7)/Cube 0: Measurement grid: dx=5mm, dy=5mm, dz=5mm
Power Drift = 0.00 dB
Peak SAR (extrapolated) = 2.80 W/kg
SAR(1 g) = 2.08 W/kg; SAR(10 g) = 1.35 W/kg

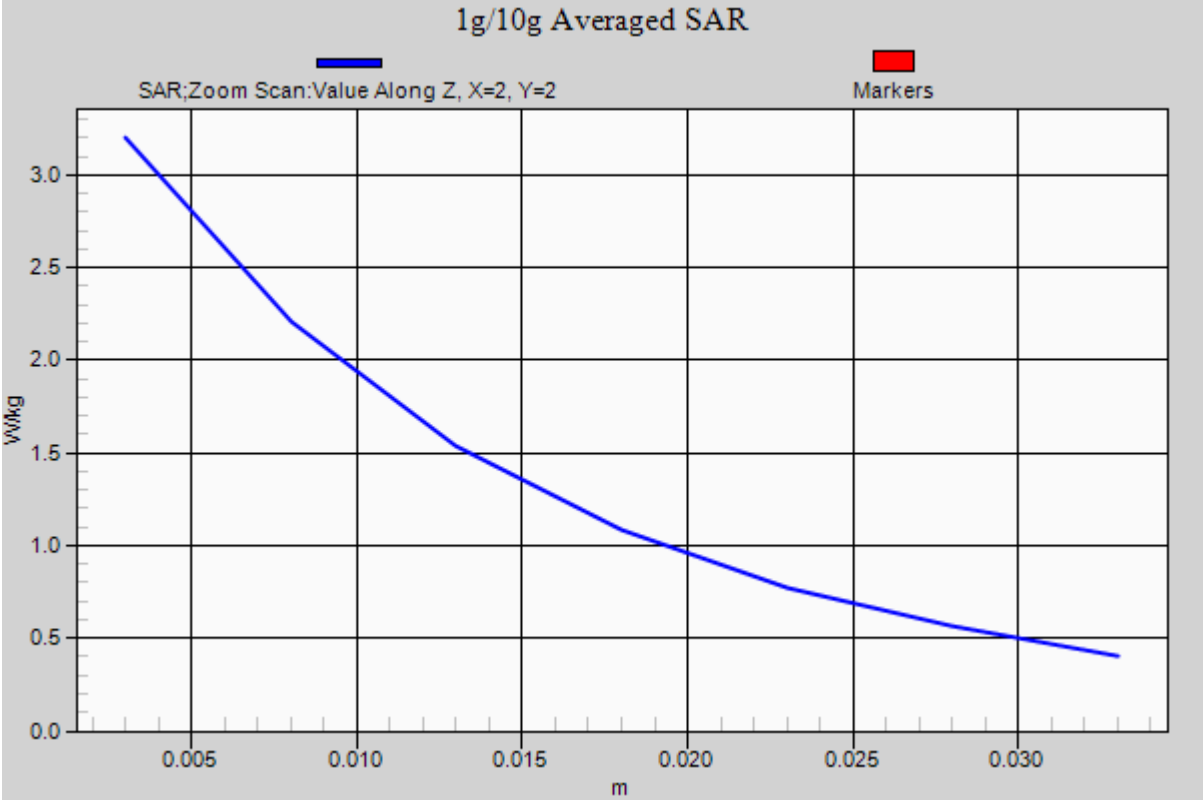

DT&C Co., Ltd.

DUT: Dipole 835 MHz; Type: D835V2; Serial: D835V2 - SN:4d159

Communication System: CW (0); Frequency: 835 MHz;Duty Cycle: 1:1
Medium parameters used: f = 835 MHz; σ = 0.895 S/m; ε_r = 41.12; ρ = 1000 kg/m^3
Phantom section: Flat Section

DASY5 Configuration:
Probe: ES3DV3 - SN3328; ConvF(6.5, 6.5, 6.5); Calibrated: 3/21/2017; ; Electronics: DAE4 Sn1392
Phantom: SAM with CRP_2016_07_22_middle; Type: QD000P40CD; Serial: TP:1786
Measurement SW: DASY52, Version 52.8 (8); SEMCAD X Version 14.6.10 (7331)

Test Date: 2017-04-05; Ambient Temp: 20.9; Tissue Temp: 21.8

835 MHz System Verification

Area Scan (6x11x1): Measurement grid: dx=15mm, dy=15mm
Zoom Scan (7x7x7)/Cube 0: Measurement grid: dx=5mm, dy=5mm, dz=5mm
Power Drift = 0.04 dB
Peak SAR (extrapolated) = 3.09 W/kg
SAR(1 g) = 2.33 W/kg; SAR(10 g) = 1.47 W/kg

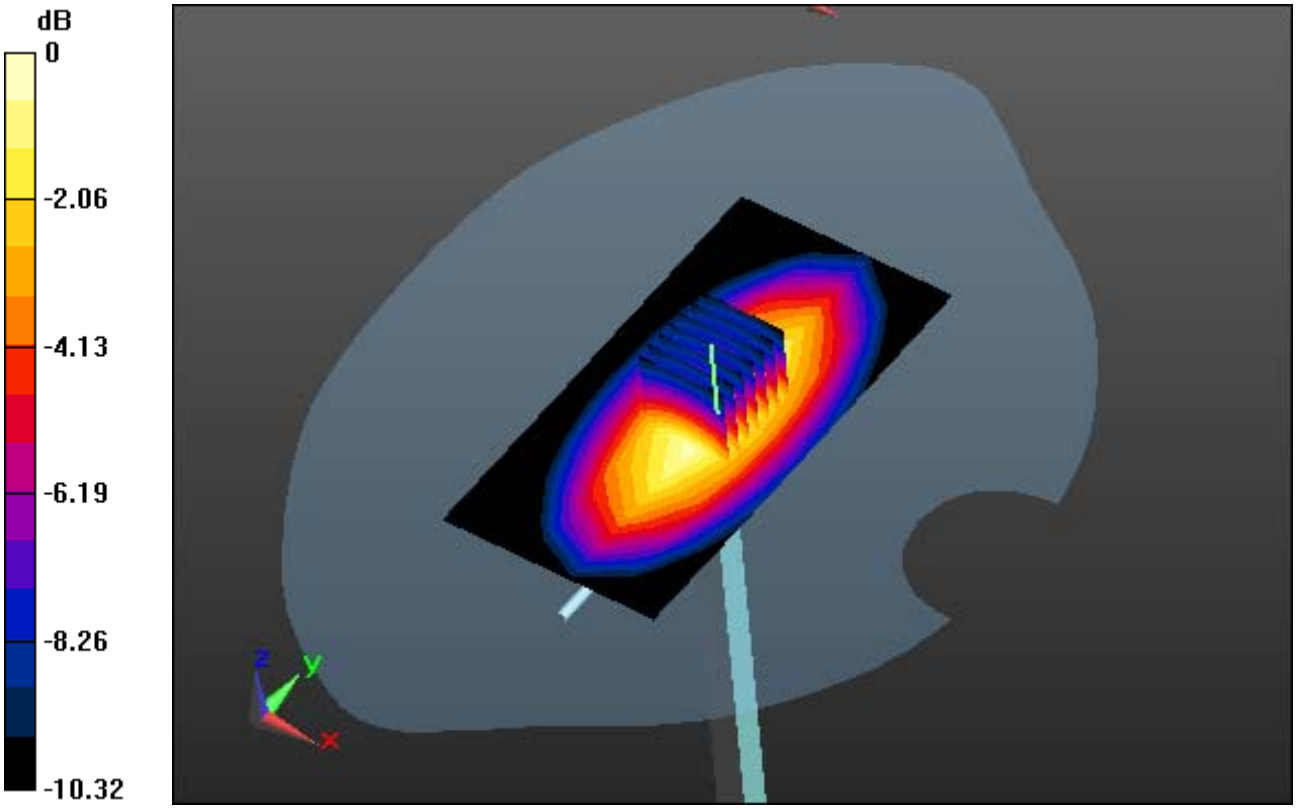

0 dB = 2.94 W/kg

DT&C Co., Ltd.

DUT: Dipole 835 MHz; Type: D835V2; Serial: D835V2 - SN:4d159

Communication System: CW (0); Frequency: 835 MHz;Duty Cycle: 1:1
Medium parameters used: f = 835 MHz; σ = 0.895 S/m; ε_r = 41.12; ρ = 1000 kg/m^3
Phantom section: Flat Section

DASY5 Configuration:
Probe: ES3DV3 - SN3328; ConvF(6.5, 6.5, 6.5); Calibrated: 3/21/2017; ; Electronics: DAE4 Sn1392
Phantom: SAM with CRP_2016_07_22_middle; Type: QD000P40CD; Serial: TP:1786
Measurement SW: DASY52, Version 52.8 (8); SEMCAD X Version 14.6.10 (7331)

Test Date: 2017-04-05; Ambient Temp: 20.9; Tissue Temp: 21.8

835 MHz System Verification

Area Scan (6x11x1): Measurement grid: dx=15mm, dy=15mm
Zoom Scan (7x7x7)/Cube 0: Measurement grid: dx=5mm, dy=5mm, dz=5mm
Power Drift = 0.04 dB
Peak SAR (extrapolated) = 3.09 W/kg
SAR(1 g) = 2.33 W/kg; SAR(10 g) = 1.47 W/kg

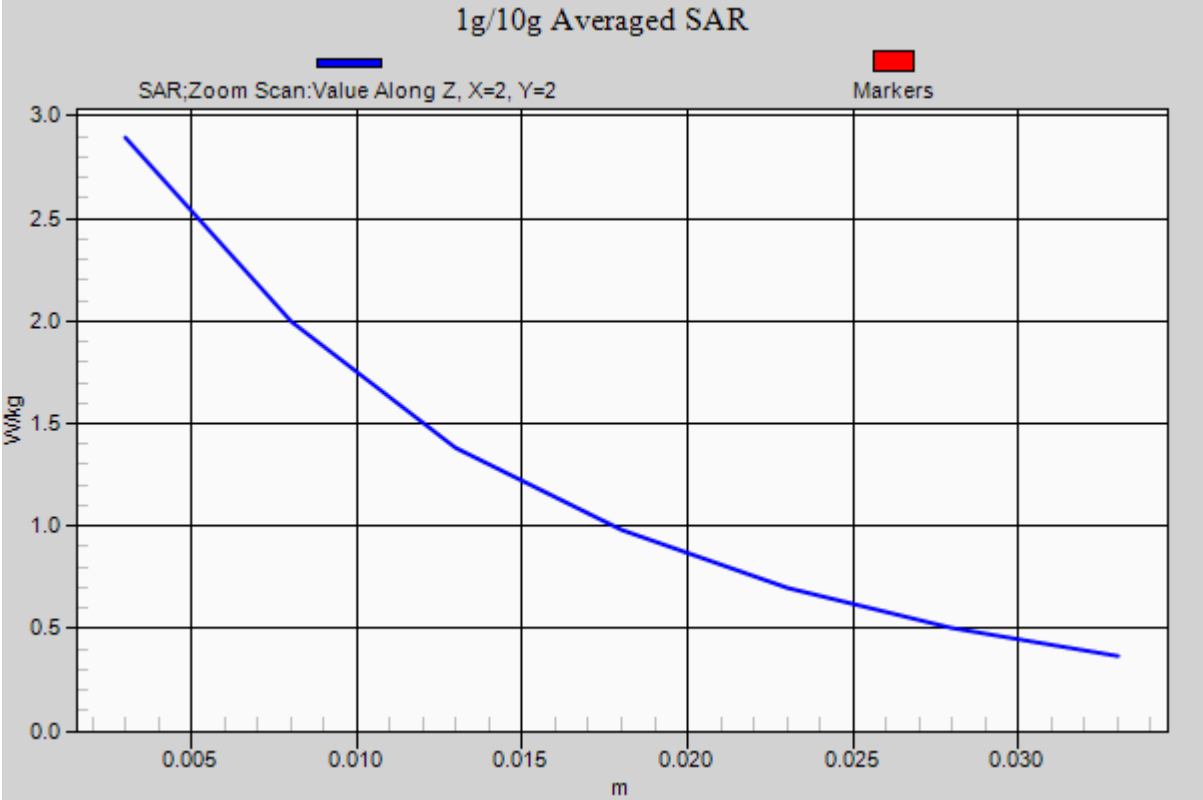

DT&C Co., Ltd.

DUT: Dipole 835 MHz; Type: D835V2; Serial: D835V2 - SN:4d159

Communication System: CW (0); Frequency: 835 MHz;Duty Cycle: 1:1
Medium parameters used: f = 835 MHz; σ = 0.998 S/m; ε_r = 56.819; ρ = 1000 kg/m^3
Phantom section: Flat Section

DASY5 Configuration:
Probe: ES3DV3 - SN3328; ConvF(6.35, 6.35, 6.35); Calibrated: 3/21/2017; ; Electronics: DAE4 Sn1392
Phantom: SAM with CRP_2016_07_22_middle; Type: QD000P40CD; Serial: TP:1786
Measurement SW: DASY52, Version 52.8 (8); SEMCAD X Version 14.6.10 (7331)

Test Date: 2017-04-05; Ambient Temp: 20.9; Tissue Temp: 21.9

835 MHz System Verification

Area Scan (6x11x1): Measurement grid: dx=15mm, dy=15mm
Zoom Scan (7x7x7)/Cube 0: Measurement grid: dx=5mm, dy=5mm, dz=5mm
Power Drift = 0.05 dB
Peak SAR (extrapolated) = 3.36 W/kg
SAR(1 g) = 2.38 W/kg; SAR(10 g) = 1.52 W/kg

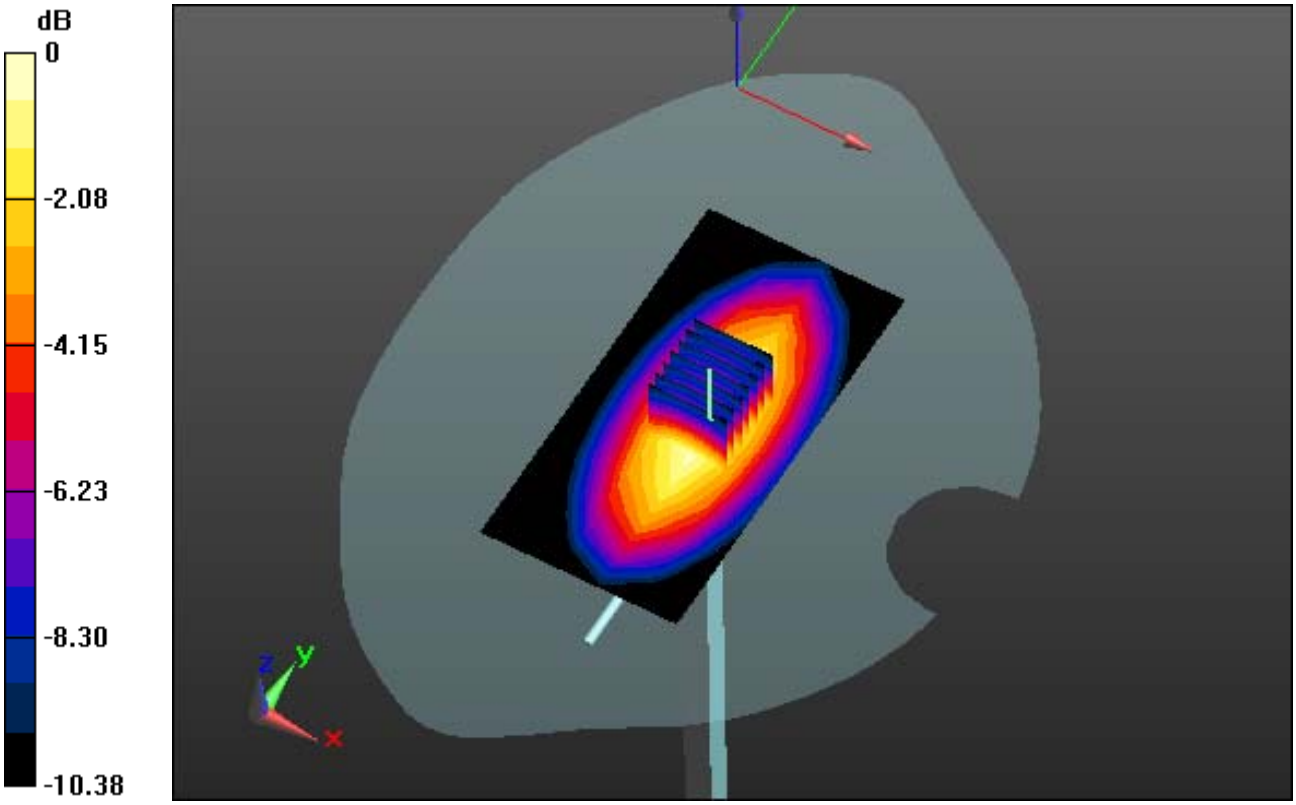

0 dB = 2.90 W/kg

DT&C Co., Ltd.

DUT: Dipole 835 MHz; Type: D835V2; Serial: D835V2 - SN:4d159

Communication System: CW (0); Frequency: 835 MHz;Duty Cycle: 1:1
Medium parameters used: f = 835 MHz; σ = 0.998 S/m; ε_r = 56.819; ρ = 1000 kg/m^3
Phantom section: Flat Section

DASY5 Configuration:
Probe: ES3DV3 - SN3328; ConvF(6.35, 6.35, 6.35); Calibrated: 3/21/2017; ; Electronics: DAE4 Sn1392
Phantom: SAM with CRP_2016_07_22_middle; Type: QD000P40CD; Serial: TP:1786
Measurement SW: DASY52, Version 52.8 (8); SEMCAD X Version 14.6.10 (7331)

Test Date: 2017-04-05; Ambient Temp: 20.9; Tissue Temp: 21.9

835 MHz System Verification

Area Scan (6x11x1): Measurement grid: dx=15mm, dy=15mm
Zoom Scan (7x7x7)/Cube 0: Measurement grid: dx=5mm, dy=5mm, dz=5mm
Power Drift = 0.05 dB
Peak SAR (extrapolated) = 3.36 W/kg
SAR(1 g) = 2.38 W/kg; SAR(10 g) = 1.52 W/kg

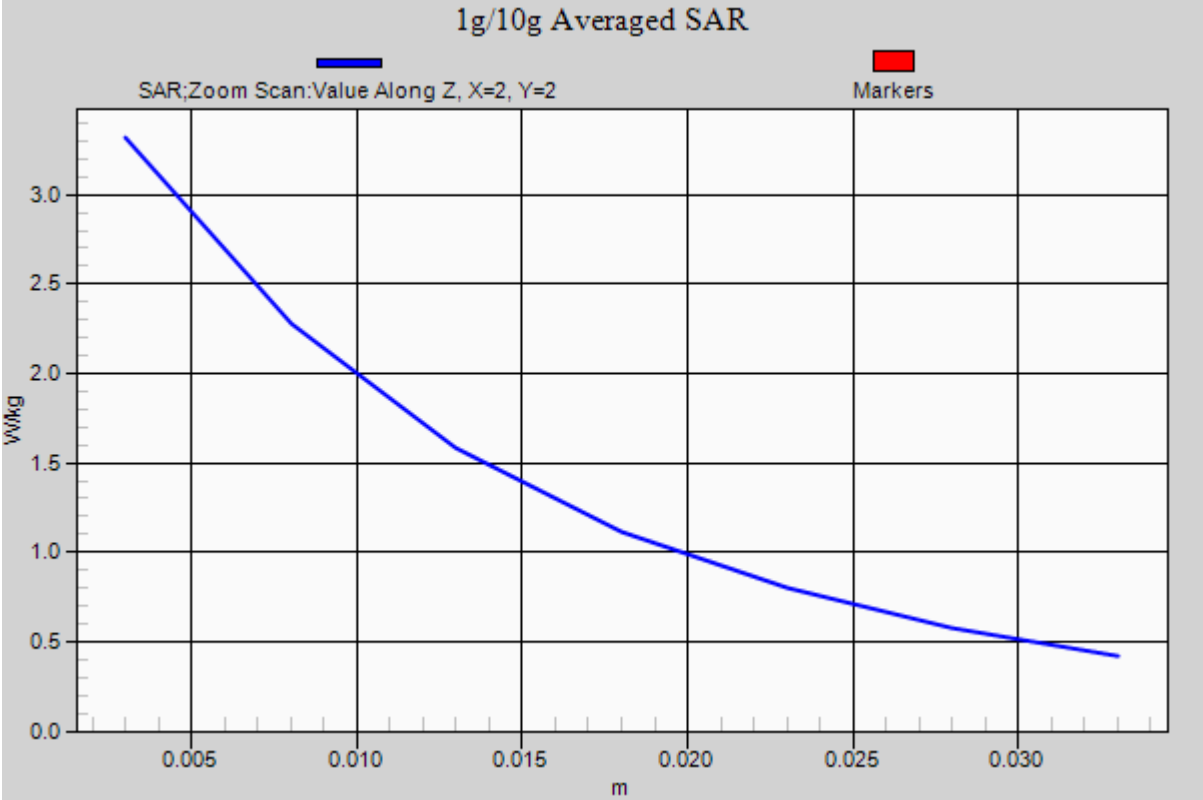

DT&C Co., Ltd.

DUT: Dipole 835 MHz; Type: D835V2; Serial: D835V2 - SN:4d159

Communication System: CW (0); Frequency: 835 MHz;Duty Cycle: 1:1
Medium parameters used: f = 835 MHz; σ = 0.894 S/m; ε_r = 41.216; ρ = 1000 kg/m^3
Phantom section: Flat Section

DASY5 Configuration:
Probe: ES3DV3 - SN3328; ConvF(6.5, 6.5, 6.5); Calibrated: 3/21/2017; ; Electronics: DAE4 Sn1392
Phantom: SAM with CRP_2016_07_22_middle; Type: QD000P40CD; Serial: TP:1786
Measurement SW: DASY52, Version 52.8 (8); SEMCAD X Version 14.6.10 (7331)

Test Date: 2017-04-10; Ambient Temp: 20.8; Tissue Temp: 21.9

835 MHz System Verification

Area Scan (6x11x1): Measurement grid: dx=15mm, dy=15mm
Zoom Scan (7x7x7)/Cube 0: Measurement grid: dx=5mm, dy=5mm, dz=5mm
Power Drift = 0.02 dB
Peak SAR (extrapolated) = 3.26 W/kg
SAR(1 g) = 2.39 W/kg; SAR(10 g) = 1.56 W/kg

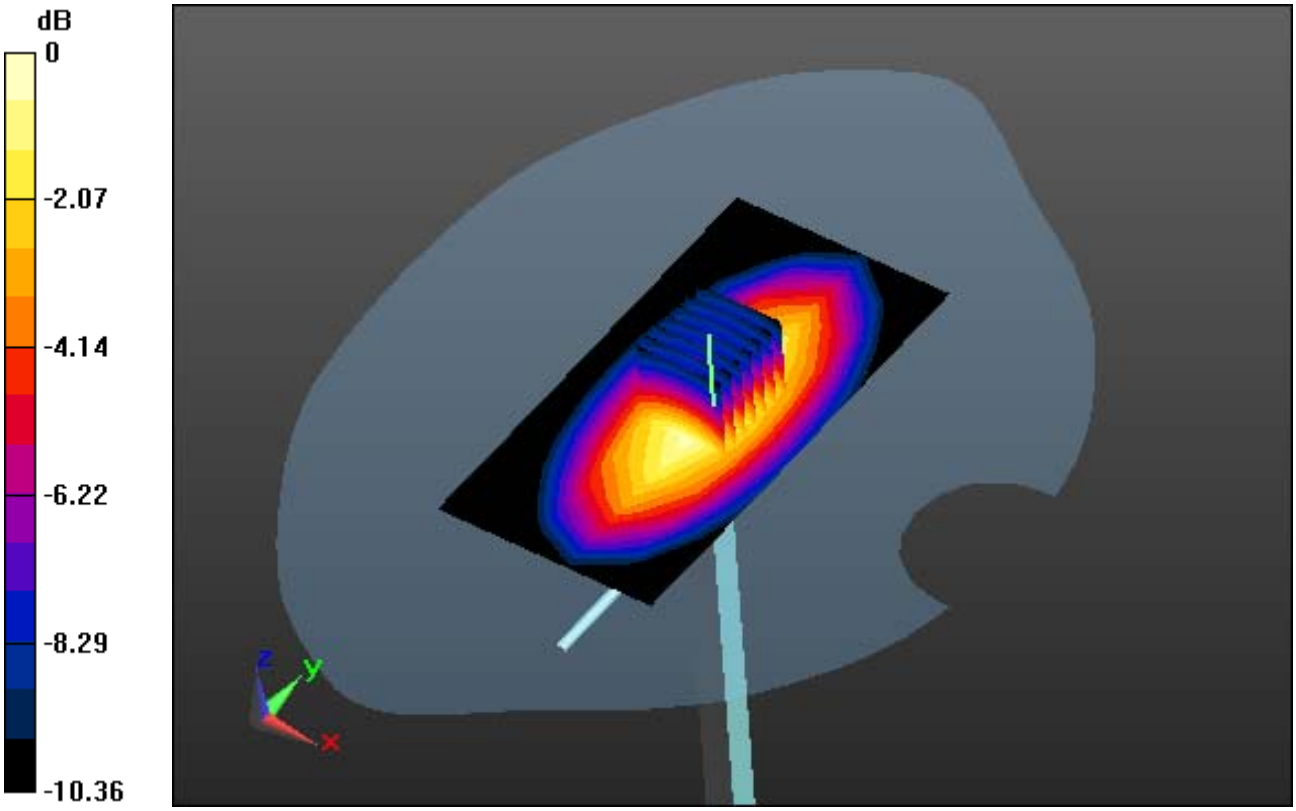

0 dB = 2.84 W/kg

DT&C Co., Ltd.

DUT: Dipole 835 MHz; Type: D835V2; Serial: D835V2 - SN:4d159

Communication System: CW (0); Frequency: 835 MHz;Duty Cycle: 1:1
Medium parameters used: f = 835 MHz; σ = 0.894 S/m; ε_r = 41.216; ρ = 1000 kg/m^3
Phantom section: Flat Section

DASY5 Configuration:
Probe: ES3DV3 - SN3328; ConvF(6.5, 6.5, 6.5); Calibrated: 3/21/2017; ; Electronics: DAE4 Sn1392
Phantom: SAM with CRP_2016_07_22_middle; Type: QD000P40CD; Serial: TP:1786
Measurement SW: DASY52, Version 52.8 (8); SEMCAD X Version 14.6.10 (7331)

Test Date: 2017-04-10; Ambient Temp: 20.8; Tissue Temp: 21.9

835 MHz System Verification

Area Scan (6x11x1): Measurement grid: dx=15mm, dy=15mm
Zoom Scan (7x7x7)/Cube 0: Measurement grid: dx=5mm, dy=5mm, dz=5mm
Power Drift = 0.02 dB
Peak SAR (extrapolated) = 3.26 W/kg
SAR(1 g) = 2.39 W/kg; SAR(10 g) = 1.56 W/kg

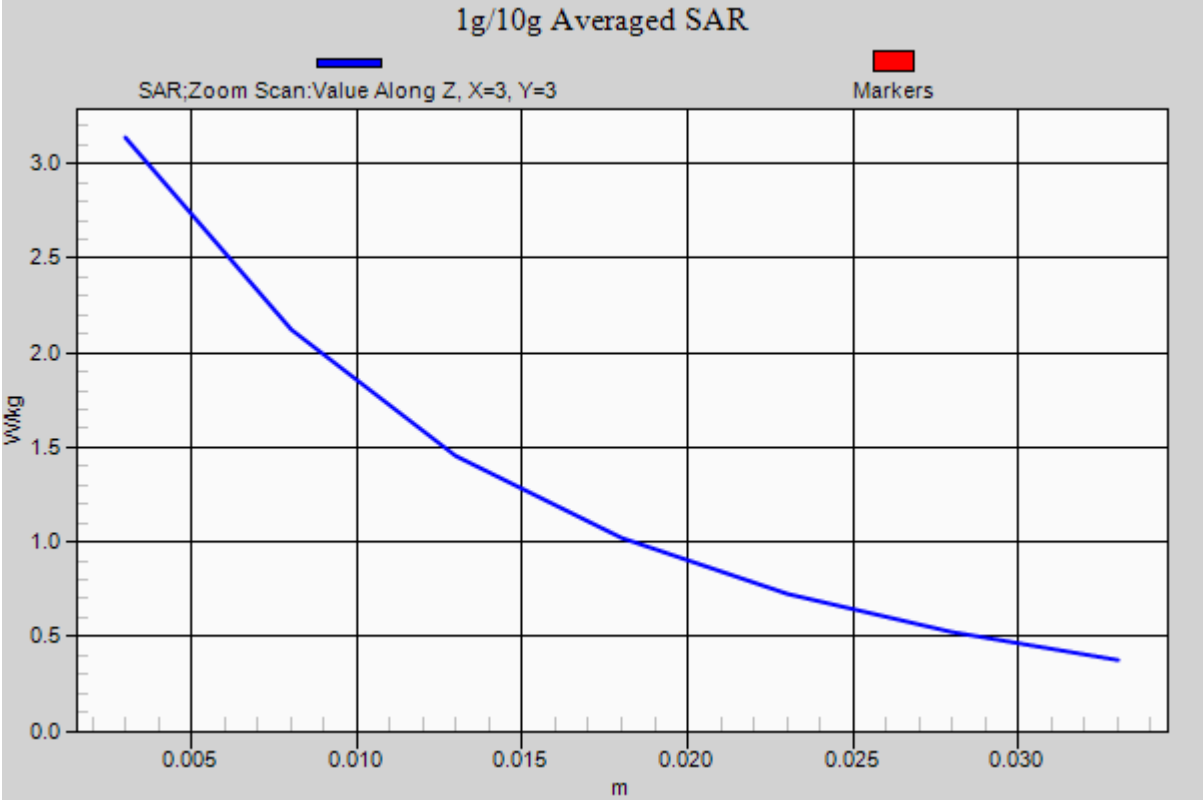

DT&C Co., Ltd.

DUT: Dipole 835 MHz; Type: D835V2; Serial: D835V2 - SN:4d159

Communication System: CW (0); Frequency: 835 MHz;Duty Cycle: 1:1
Medium parameters used: f = 835 MHz; σ = 1.004 S/m; ε_r = 57.222; ρ = 1000 kg/m^3
Phantom section: Flat Section

DASY5 Configuration:
Probe: ES3DV3 - SN3328; ConvF(6.35, 6.35, 6.35); Calibrated: 3/21/2017; ; Electronics: DAE4 Sn1392
Phantom: SAM with CRP_2016_07_22_middle; Type: QD000P40CD; Serial: TP:1786
Measurement SW: DASY52, Version 52.8 (8); SEMCAD X Version 14.6.10 (7331)

Test Date: 2017-04-10; Ambient Temp: 20.8; Tissue Temp: 22.2

835 MHz System Verification

Area Scan (6x11x1): Measurement grid: dx=15mm, dy=15mm
Zoom Scan (7x7x7)/Cube 0: Measurement grid: dx=5mm, dy=5mm, dz=5mm
Power Drift = 0.00 dB
Peak SAR (extrapolated) = 3.32 W/kg
SAR(1 g) = 2.4 W/kg; SAR(10 g) = 1.53 W/kg

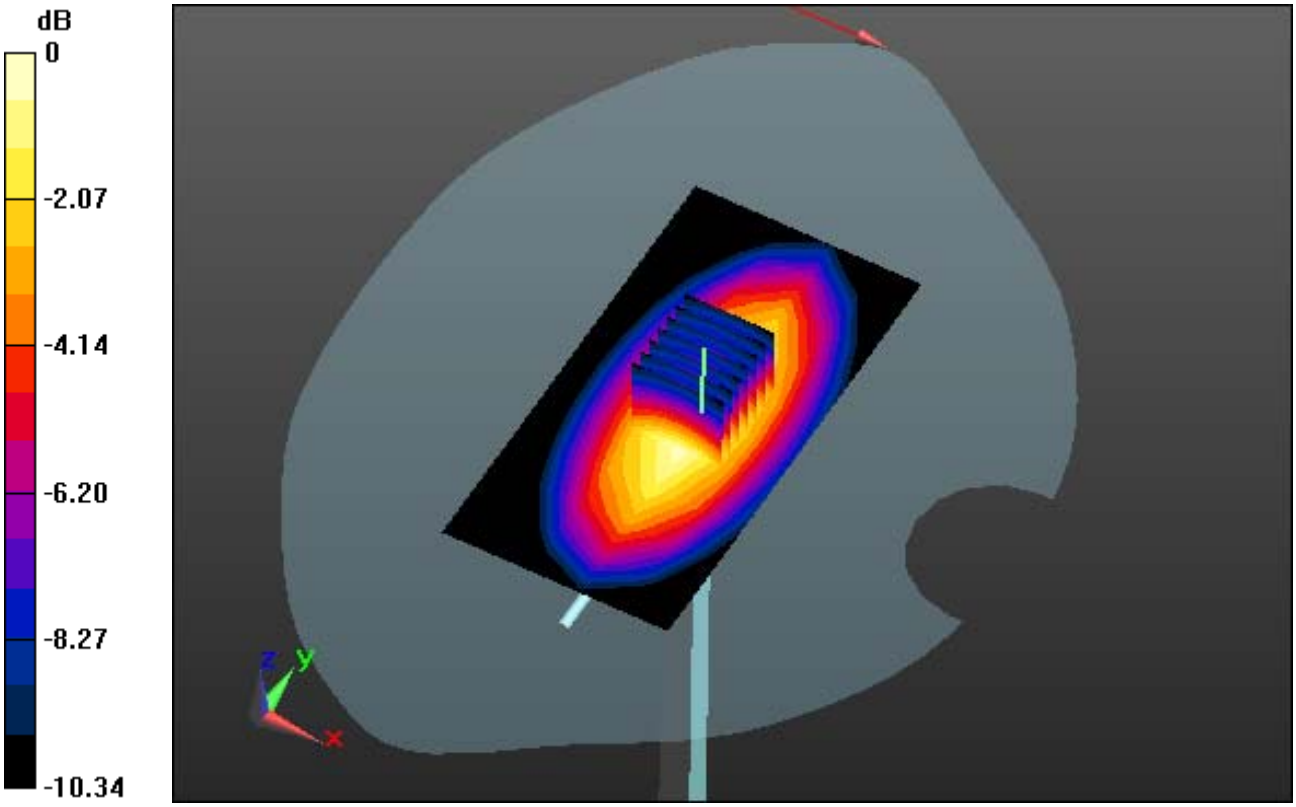

0 dB = 2.93 W/kg

DT&C Co., Ltd.

DUT: Dipole 835 MHz; Type: D835V2; Serial: D835V2 - SN:4d159

Communication System: CW (0); Frequency: 835 MHz;Duty Cycle: 1:1
Medium parameters used: f = 835 MHz; σ = 1.004 S/m; ε_r = 57.222; ρ = 1000 kg/m^3
Phantom section: Flat Section

DASY5 Configuration:
Probe: ES3DV3 - SN3328; ConvF(6.35, 6.35, 6.35); Calibrated: 3/21/2017; ; Electronics: DAE4 Sn1392
Phantom: SAM with CRP_2016_07_22_middle; Type: QD000P40CD; Serial: TP:1786
Measurement SW: DASY52, Version 52.8 (8); SEMCAD X Version 14.6.10 (7331)

Test Date: 2017-04-10; Ambient Temp: 20.8; Tissue Temp: 22.2

835 MHz System Verification

Area Scan (6x11x1): Measurement grid: dx=15mm, dy=15mm
Zoom Scan (7x7x7)/Cube 0: Measurement grid: dx=5mm, dy=5mm, dz=5mm
Power Drift = 0.00 dB
Peak SAR (extrapolated) = 3.32 W/kg
SAR(1 g) = 2.4 W/kg; SAR(10 g) = 1.53 W/kg

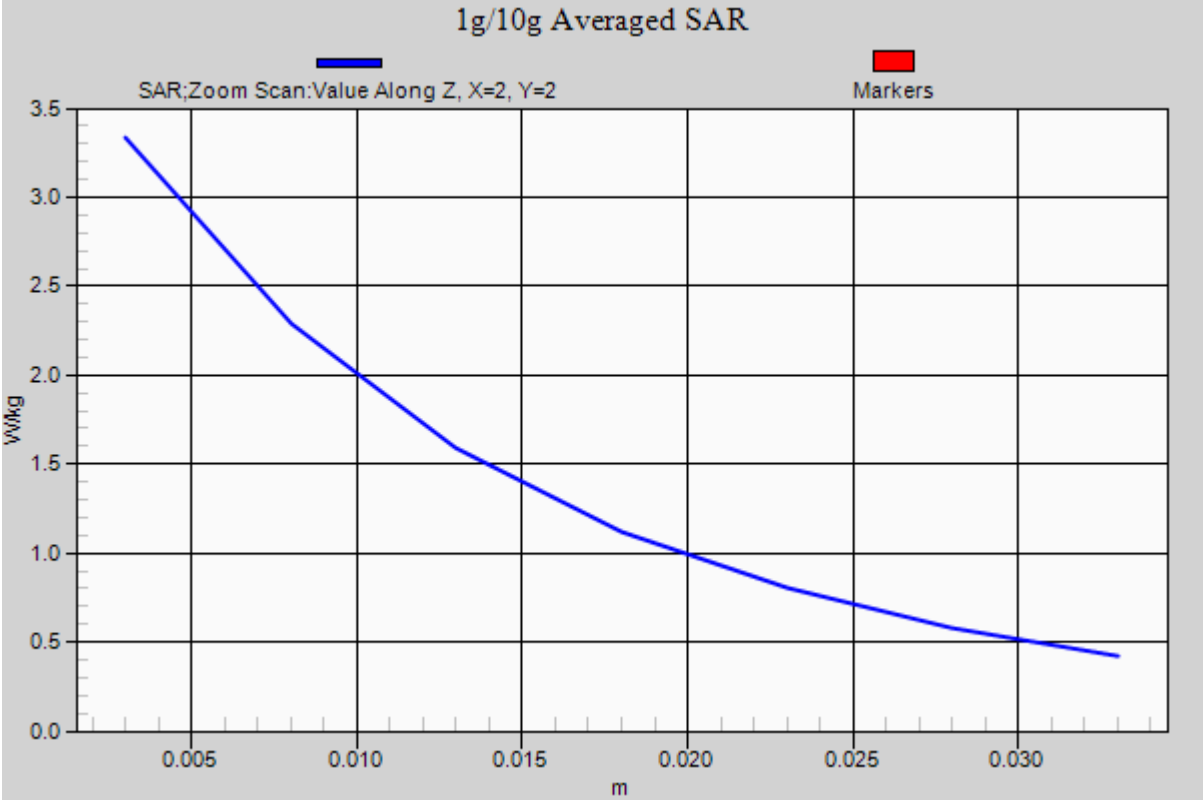

DT&C Co., Ltd.

DUT: Dipole 1800 MHz; Type: D1800V2; Serial: D1800V2 - SN:2d202

Communication System: CW; Frequency: 1800 MHz;Duty Cycle: 1:1
Medium parameters used: f = 1800 MHz; σ = 1.434 S/m; ε_r = 40.49; ρ = 1000 kg/m^3
Phantom section: Flat Section

DASY5 Configuration:
Probe: ES3DV3 - SN3328; ConvF(5.5, 5.5, 5.5); Calibrated: 3/21/2017; ; Electronics: DAE4 Sn1392
Phantom: SAM with CRP_2016_07_22_middle; Type: QD000P40CD; Serial: TP:1786
Measurement SW: DASY52, Version 52.8 (8); SEMCAD X Version 14.6.10 (7331)

Test Date: 2017-04-07; Ambient Temp: 20.9; Tissue Temp: 22.0

1800 MHz System Verification

Area Scan (7x10x1): Measurement grid: dx=10mm, dy=10mm
Zoom Scan (7x7x7)/Cube 0: Measurement grid: dx=5mm, dy=5mm, dz=5mm
Power Drift = -0.04 dB
Peak SAR (extrapolated) = 18.2 W/kg
SAR(1 g) = 9.89 W/kg; SAR(10 g) = 5.22 W/kg

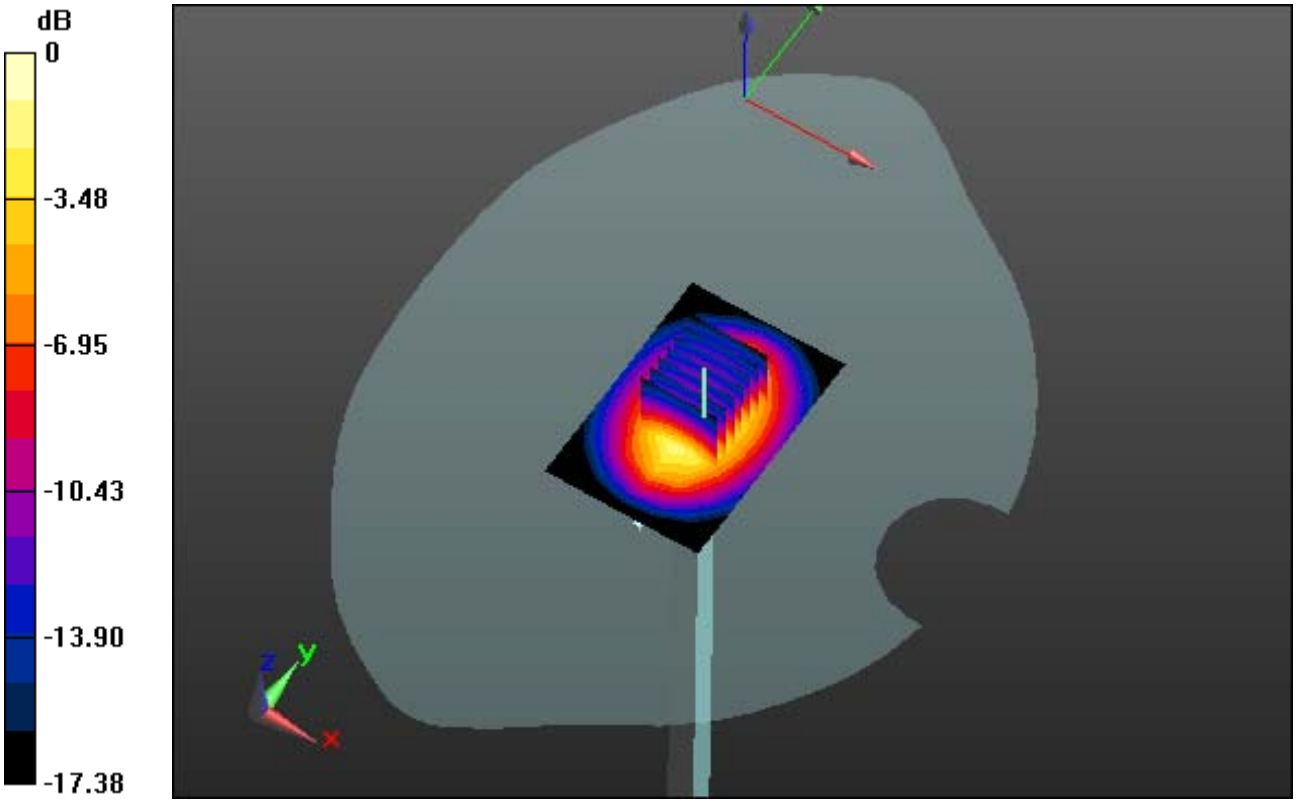

0 dB = 12.6 W/kg

DT&C Co., Ltd.

DUT: Dipole 1800 MHz; Type: D1800V2; Serial: D1800V2 - SN:2d202

Communication System: CW; Frequency: 1800 MHz;Duty Cycle: 1:1
Medium parameters used: f = 1800 MHz; σ = 1.434 S/m; ε_r = 40.49; ρ = 1000 kg/m^3
Phantom section: Flat Section

DASY5 Configuration:
Probe: ES3DV3 - SN3328; ConvF(5.5, 5.5, 5.5); Calibrated: 3/21/2017; ; Electronics: DAE4 Sn1392
Phantom: SAM with CRP_2016_07_22_middle; Type: QD000P40CD; Serial: TP:1786
Measurement SW: DASY52, Version 52.8 (8); SEMCAD X Version 14.6.10 (7331)

Test Date: 2017-04-07; Ambient Temp: 20.9; Tissue Temp: 22.0

1800 MHz System Verification

Area Scan (7x10x1): Measurement grid: dx=10mm, dy=10mm
Zoom Scan (7x7x7)/Cube 0: Measurement grid: dx=5mm, dy=5mm, dz=5mm
Power Drift = -0.04 dB
Peak SAR (extrapolated) = 18.2 W/kg
SAR(1 g) = 9.89 W/kg; SAR(10 g) = 5.22 W/kg

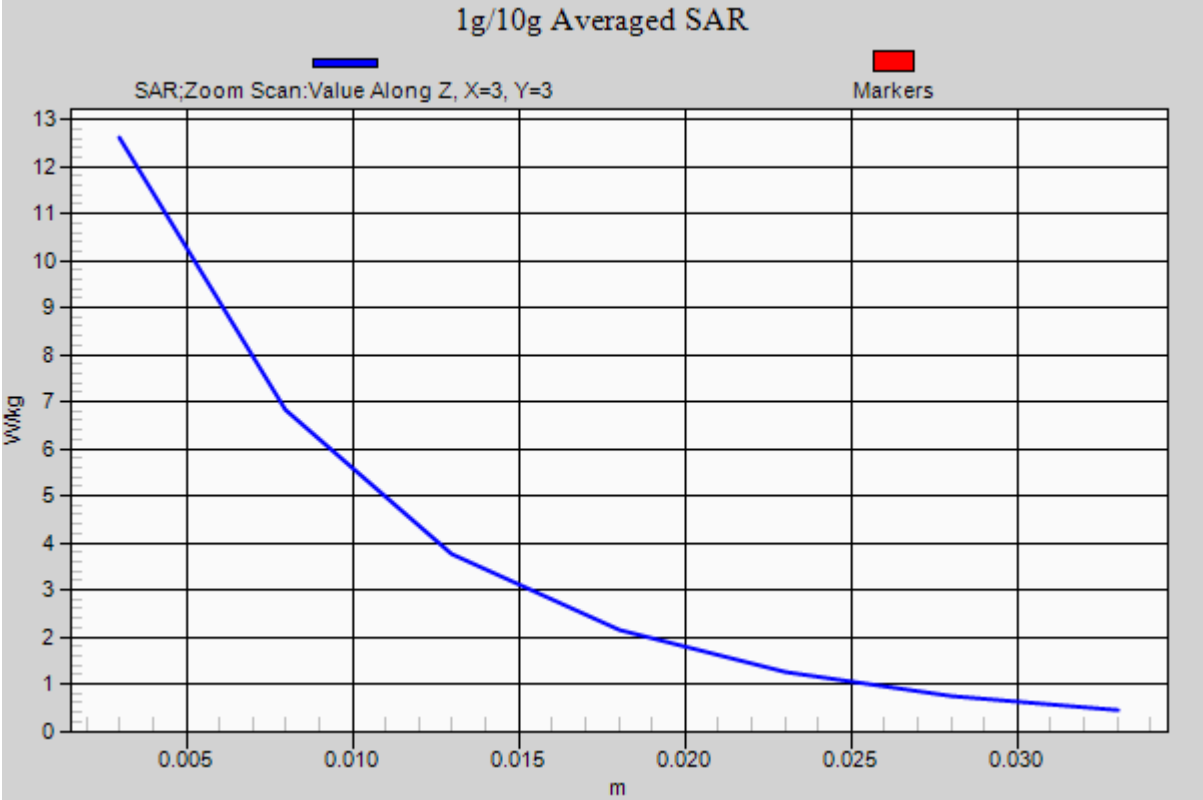

DT&C Co., Ltd.

DUT: Dipole 1800 MHz; Type: D1800V2; Serial: D1800V2 - SN:2d202

Communication System: CW (0); Frequency: 1800 MHz;Duty Cycle: 1:1
Medium parameters used: f = 1800 MHz; σ = 1.582 S/m; ε_r = 52.686; ρ = 1000 kg/m^3
Phantom section: Flat Section

DASY5 Configuration:
Probe: ES3DV3 - SN3328; ConvF(5.08, 5.08, 5.08); Calibrated: 3/21/2017; ; Electronics: DAE4 Sn1392
Phantom: SAM with CRP_2016_07_22_middle; Type: QD000P40CD; Serial: TP:1786
Measurement SW: DASY52, Version 52.8 (8); SEMCAD X Version 14.6.10 (7331)

Test Date: 2017-04-07; Ambient Temp: 20.9; Tissue Temp: 21.8

1800 MHz System Verification

Area Scan (7x10x1): Measurement grid: dx=10mm, dy=10mm
Zoom Scan (7x7x7)/Cube 0: Measurement grid: dx=5mm, dy=5mm, dz=5mm
Power Drift = -0.05 dB
Peak SAR (extrapolated) = 17.6 W/kg
SAR(1 g) = 9.9 W/kg; SAR(10 g) = 5.31 W/kg

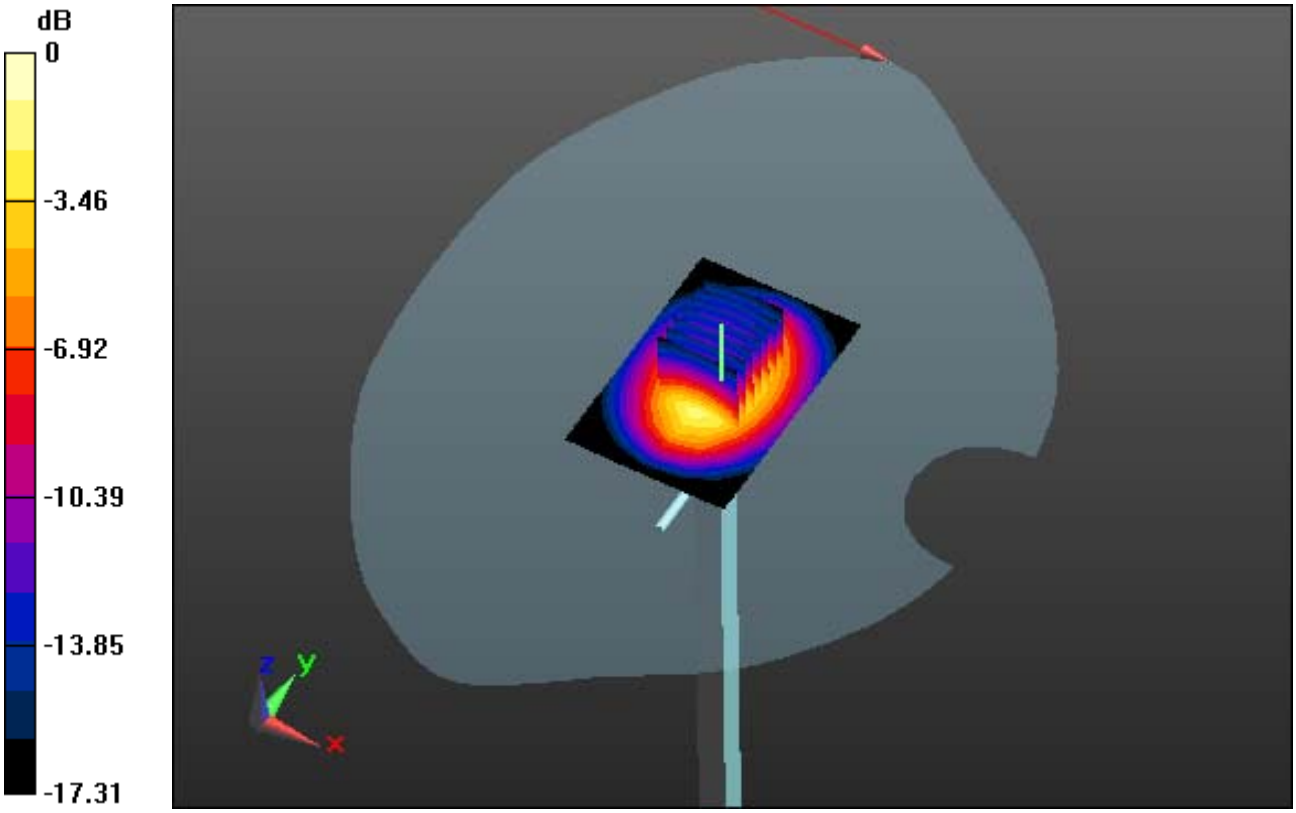

0 dB = 13.1 W/kg

DT&C Co., Ltd.

DUT: Dipole 1800 MHz; Type: D1800V2; Serial: D1800V2 - SN:2d202

Communication System: CW (0); Frequency: 1800 MHz;Duty Cycle: 1:1
Medium parameters used: f = 1800 MHz; σ = 1.582 S/m; ε_r = 52.686; ρ = 1000 kg/m^3
Phantom section: Flat Section

DASY5 Configuration:
Probe: ES3DV3 - SN3328; ConvF(5.08, 5.08, 5.08); Calibrated: 3/21/2017; ; Electronics: DAE4 Sn1392
Phantom: SAM with CRP_2016_07_22_middle; Type: QD000P40CD; Serial: TP:1786
Measurement SW: DASY52, Version 52.8 (8); SEMCAD X Version 14.6.10 (7331)

Test Date: 2017-04-07; Ambient Temp: 20.9; Tissue Temp: 21.8

1800 MHz System Verification

Area Scan (7x10x1): Measurement grid: dx=10mm, dy=10mm
Zoom Scan (7x7x7)/Cube 0: Measurement grid: dx=5mm, dy=5mm, dz=5mm
Power Drift = -0.05 dB
Peak SAR (extrapolated) = 17.6 W/kg
SAR(1 g) = 9.9 W/kg; SAR(10 g) = 5.31 W/kg

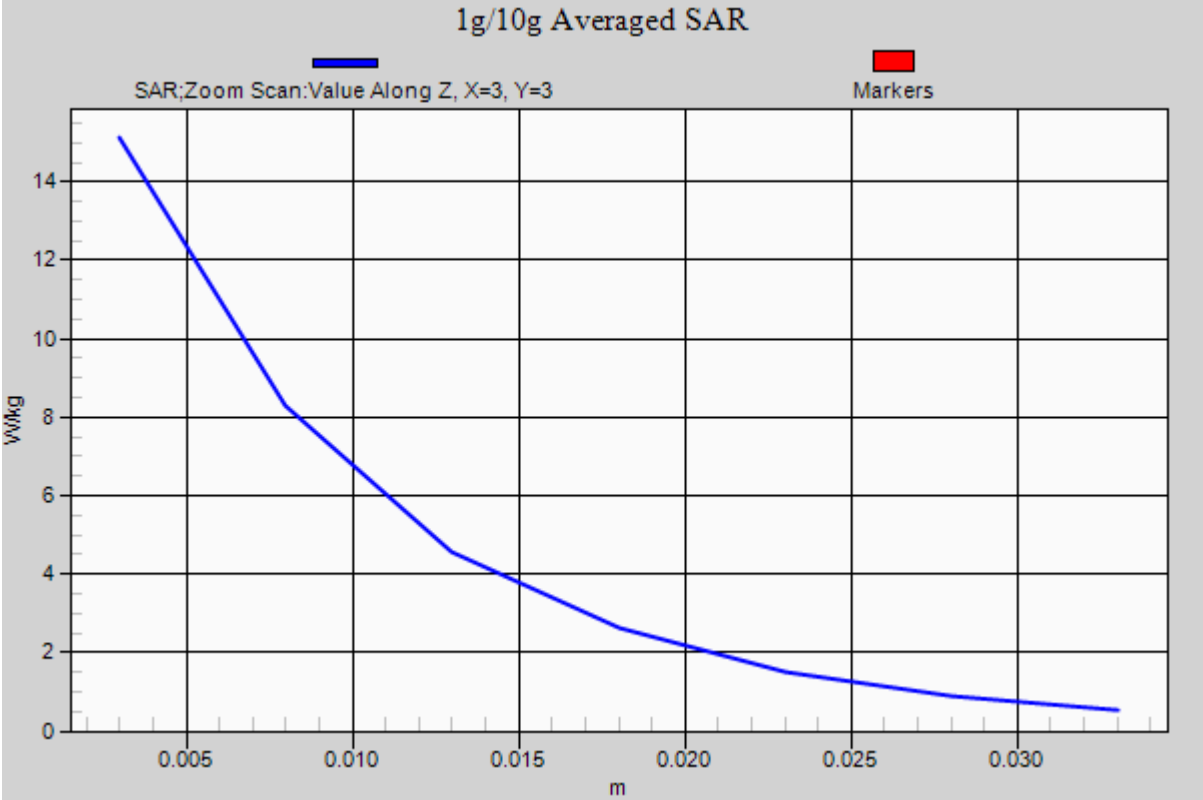

DT&C Co., Ltd.

DUT: Dipole 1900 MHz; Type: D1900V2; Serial: D1900V2 - SN:5d176

Communication System: CW; Frequency: 1900 MHz;Duty Cycle: 1:1
Medium parameters used: f = 1900 MHz; σ = 1.397 S/m; ε_r = 40.508; ρ = 1000 kg/m^3
Phantom section: Flat Section

DASY5 Configuration:
Probe: ES3DV3 - SN3328; ConvF(5.27, 5.27, 5.27); Calibrated: 3/21/2017; ; Electronics: DAE4 Sn1392
Phantom: SAM with CRP_2016_07_22_middle; Type: QD000P40CD; Serial: TP:1786
Measurement SW: DASY52, Version 52.8 (8); SEMCAD X Version 14.6.10 (7331)

Test Date: 2017-04-04; Ambient Temp: 21.1; Tissue Temp: 22.0

1900 MHz System Verification

Area Scan (7x10x1): Measurement grid: dx=10mm, dy=10mm
Zoom Scan (7x7x7)/Cube 0: Measurement grid: dx=5mm, dy=5mm, dz=5mm
Power Drift = -0.07 dB
Peak SAR (extrapolated) = 19.5 W/kg
SAR(1 g) = 10.5 W/kg; SAR(10 g) = 5.59 W/kg

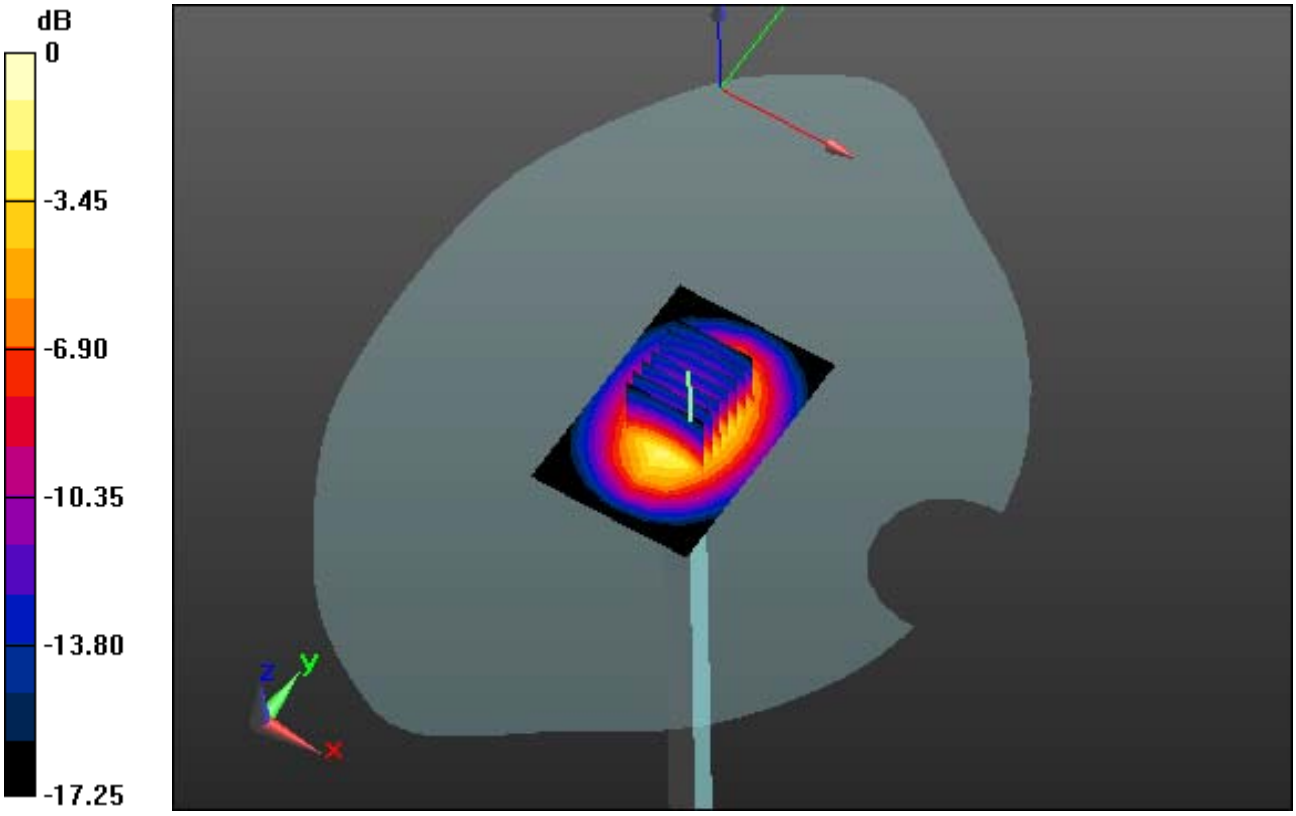

0 dB = 14.2 W/kg

DT&C Co., Ltd.

DUT: Dipole 1900 MHz; Type: D1900V2; Serial: D1900V2 - SN:5d176

Communication System: CW; Frequency: 1900 MHz;Duty Cycle: 1:1
Medium parameters used: f = 1900 MHz; σ = 1.397 S/m; ε_r = 40.508; ρ = 1000 kg/m^3
Phantom section: Flat Section

DASY5 Configuration:
Probe: ES3DV3 - SN3328; ConvF(5.27, 5.27, 5.27); Calibrated: 3/21/2017; ; Electronics: DAE4 Sn1392
Phantom: SAM with CRP_2016_07_22_middle; Type: QD000P40CD; Serial: TP:1786
Measurement SW: DASY52, Version 52.8 (8); SEMCAD X Version 14.6.10 (7331)

Test Date: 2017-04-04; Ambient Temp: 21.1; Tissue Temp: 22.0

1900 MHz System Verification

Area Scan (7x10x1): Measurement grid: dx=10mm, dy=10mm
Zoom Scan (7x7x7)/Cube 0: Measurement grid: dx=5mm, dy=5mm, dz=5mm
Power Drift = -0.07 dB
Peak SAR (extrapolated) = 19.5 W/kg
SAR(1 g) = 10.5 W/kg; SAR(10 g) = 5.59 W/kg

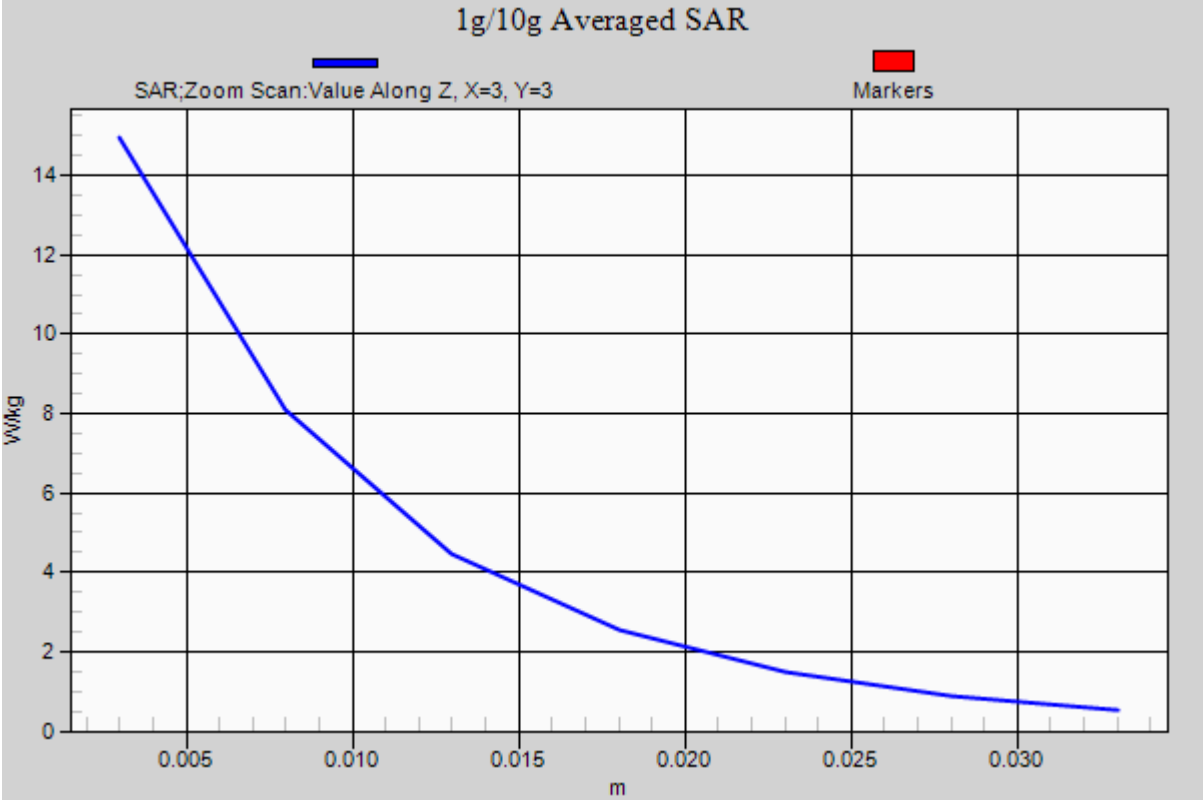

DT&C Co., Ltd.

DUT: Dipole 1900 MHz; Type: D1900V2; Serial: D1900V2 - SN:5d176

Communication System: CW (0); Frequency: 1900 MHz;Duty Cycle: 1:1
Medium parameters used: f = 1900 MHz; σ = 1.524 S/m; ε_r = 51.855; ρ = 1000 kg/m^3
Phantom section: Flat Section

DASY5 Configuration:
Probe: ES3DV3 - SN3328; ConvF(4.91, 4.91, 4.91); Calibrated: 3/21/2017; ; Electronics: DAE4 Sn1392
Phantom: SAM with CRP_2016_07_22_middle; Type: QD000P40CD; Serial: TP:1786
Measurement SW: DASY52, Version 52.8 (8); SEMCAD X Version 14.6.10 (7331)

Test Date: 2017-04-04; Ambient Temp: 21.1; Tissue Temp: 21.8

1900 MHz System Verification

Area Scan (7x10x1): Measurement grid: dx=10mm, dy=10mm
Zoom Scan (7x7x7)/Cube 0: Measurement grid: dx=5mm, dy=5mm, dz=5mm
Power Drift = 0.06 dB
Peak SAR (extrapolated) = 17.8 W/kg
SAR(1 g) = 10.3 W/kg; SAR(10 g) = 5.34 W/kg

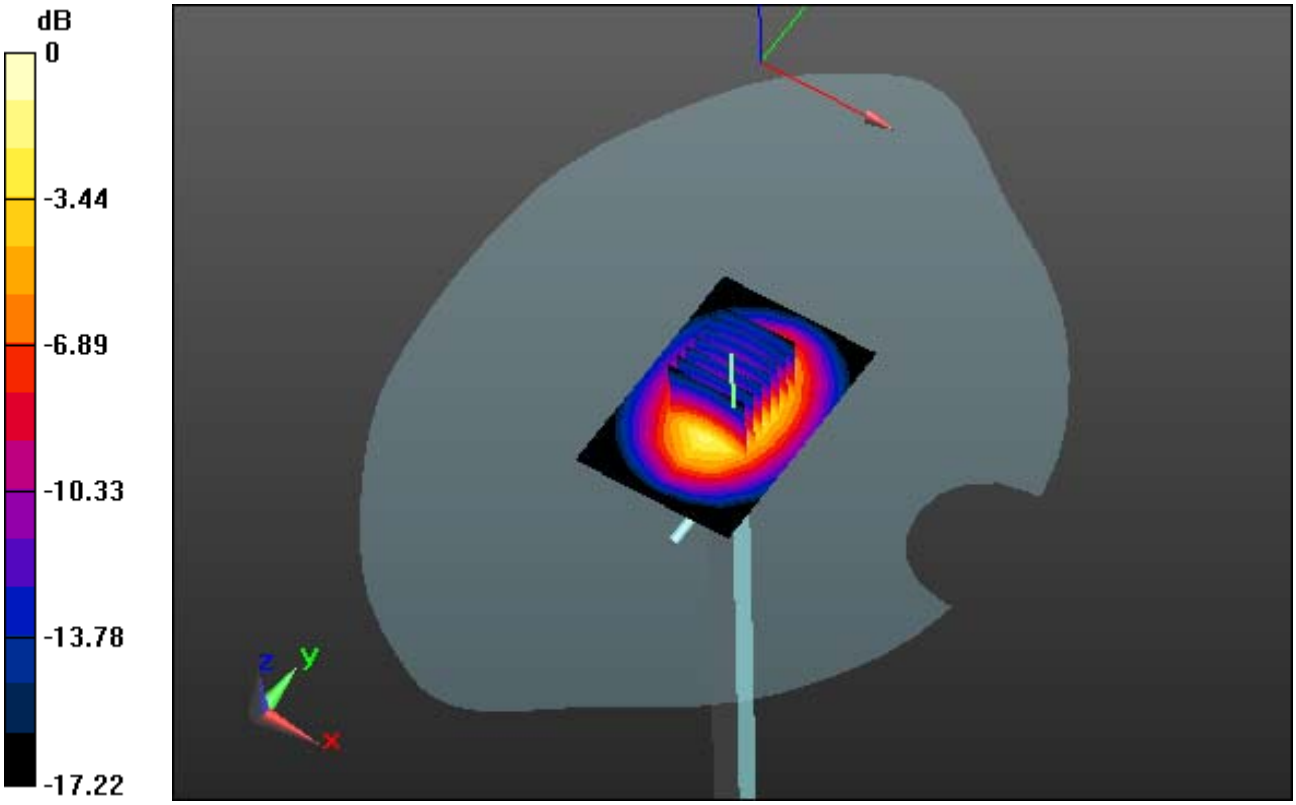

0 dB = 13.9 W/kg

DT&C Co., Ltd.

DUT: Dipole 1900 MHz; Type: D1900V2; Serial: D1900V2 - SN:5d176

Communication System: CW (0); Frequency: 1900 MHz;Duty Cycle: 1:1
Medium parameters used: f = 1900 MHz; σ = 1.524 S/m; ε_r = 51.855; ρ = 1000 kg/m^3
Phantom section: Flat Section

DASY5 Configuration:
Probe: ES3DV3 - SN3328; ConvF(4.91, 4.91, 4.91); Calibrated: 3/21/2017; ; Electronics: DAE4 Sn1392
Phantom: SAM with CRP_2016_07_22_middle; Type: QD000P40CD; Serial: TP:1786
Measurement SW: DASY52, Version 52.8 (8); SEMCAD X Version 14.6.10 (7331)

Test Date: 2017-04-04; Ambient Temp: 21.1; Tissue Temp: 21.8

1900 MHz System Verification

Area Scan (7x10x1): Measurement grid: dx=10mm, dy=10mm
Zoom Scan (7x7x7)/Cube 0: Measurement grid: dx=5mm, dy=5mm, dz=5mm
Power Drift = 0.06 dB
Peak SAR (extrapolated) = 17.8 W/kg
SAR(1 g) = 10.3 W/kg; SAR(10 g) = 5.34 W/kg

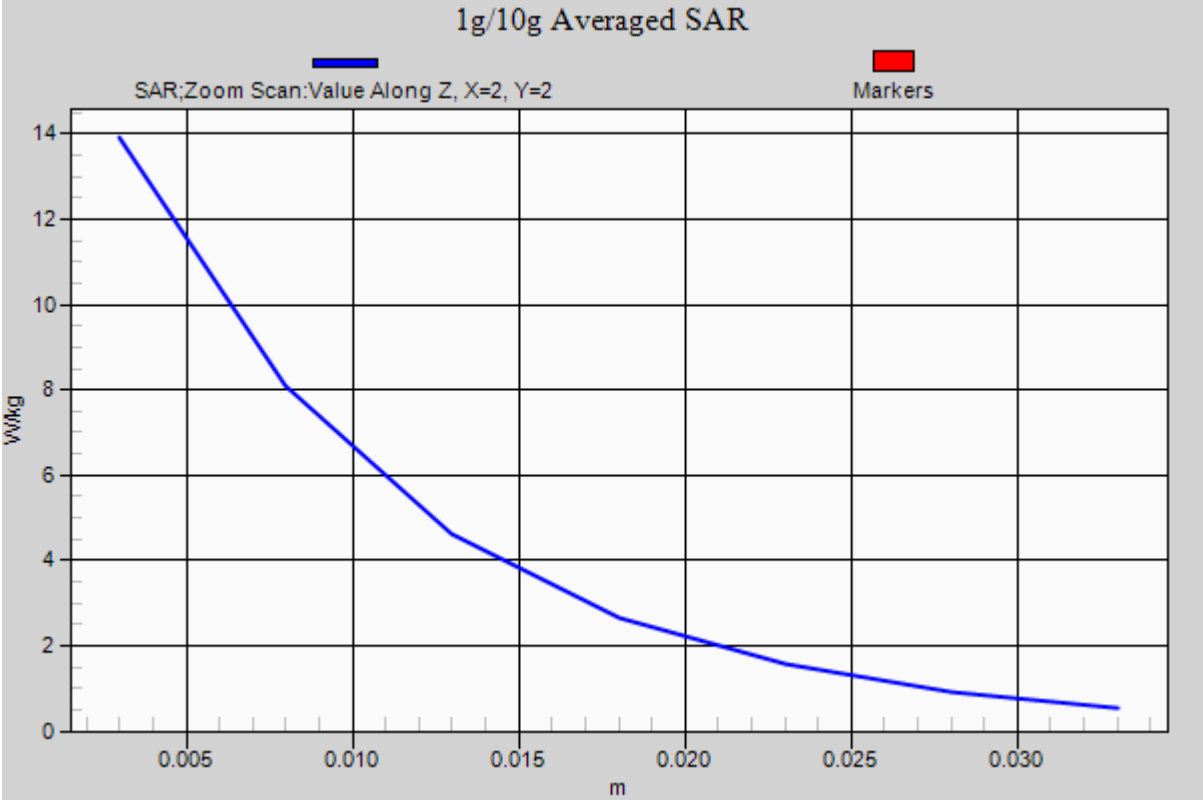

DT&C Co., Ltd.

DUT: Dipole 1900 MHz; Type: D1900V2; Serial: D1900V2 - SN:5d176

Communication System: CW (0); Frequency: 1900 MHz;Duty Cycle: 1:1
Medium parameters used: f = 1900 MHz; σ = 1.421 S/m; ε_r = 40.973; ρ = 1000 kg/m^3
Phantom section: Flat Section

DASY5 Configuration:
Probe: ES3DV3 - SN3328; ConvF(5.27, 5.27, 5.27); Calibrated: 3/21/2017; ; Electronics: DAE4 Sn1392
Phantom: SAM with CRP_2016_07_22_middle; Type: QD000P40CD; Serial: TP:1786
Measurement SW: DASY52, Version 52.8 (8); SEMCAD X Version 14.6.10 (7331)

Test Date: 2017-04-06; Ambient Temp: 20.7; Tissue Temp: 21.6

1900 MHz System Verification

Area Scan (7x10x1): Measurement grid: dx=10mm, dy=10mm
Zoom Scan (7x7x7)/Cube 0: Measurement grid: dx=5mm, dy=5mm, dz=5mm
Power Drift = 0.03 dB
Peak SAR (extrapolated) = 19.3 W/kg
SAR(1 g) = 10.8 W/kg; SAR(10 g) = 5.7 W/kg

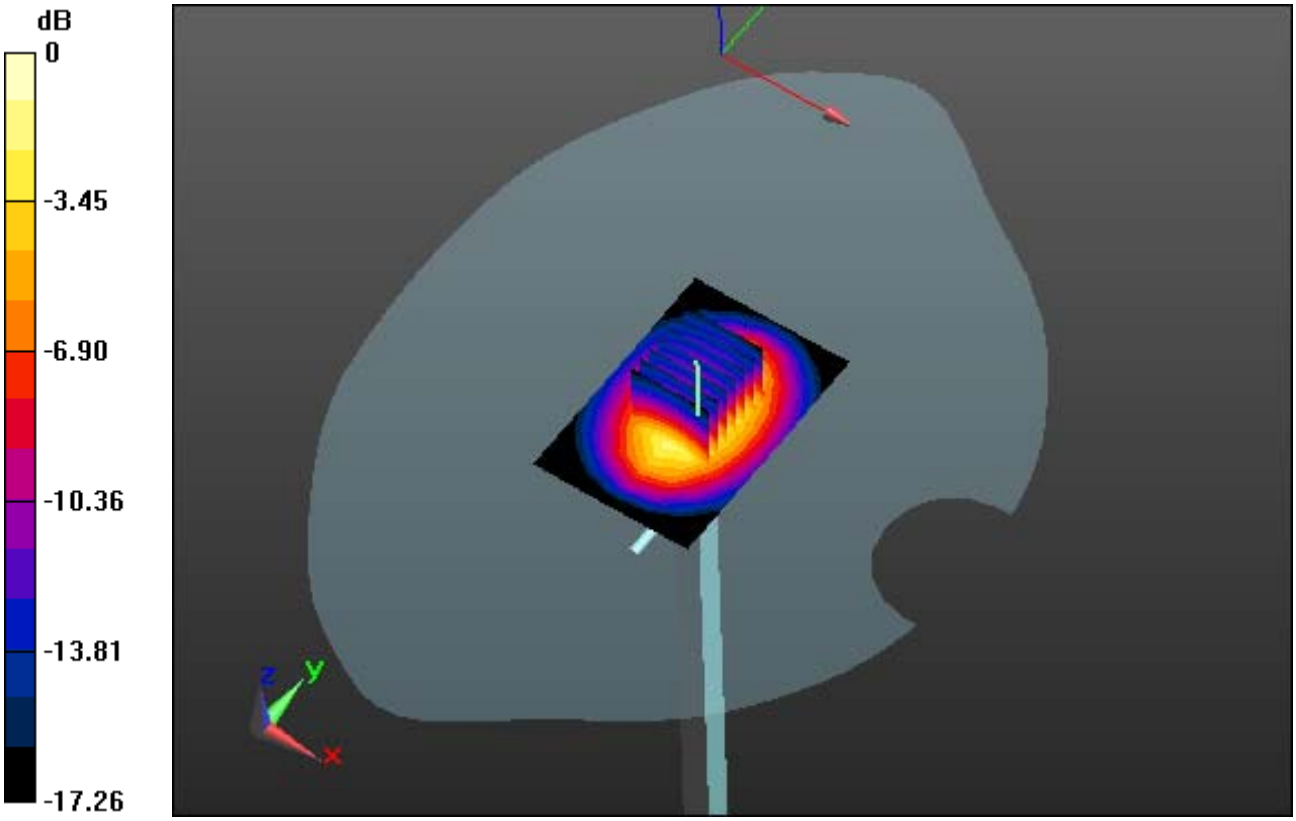

0 dB = 13.8 W/kg

DT&C Co., Ltd.

DUT: Dipole 1900 MHz; Type: D1900V2; Serial: D1900V2 - SN:5d176

Communication System: CW (0); Frequency: 1900 MHz;Duty Cycle: 1:1
Medium parameters used: f = 1900 MHz; σ = 1.421 S/m; ε_r = 40.973; ρ = 1000 kg/m^3
Phantom section: Flat Section

DASY5 Configuration:
Probe: ES3DV3 - SN3328; ConvF(5.27, 5.27, 5.27); Calibrated: 3/21/2017; ; Electronics: DAE4 Sn1392
Phantom: SAM with CRP_2016_07_22_middle; Type: QD000P40CD; Serial: TP:1786
Measurement SW: DASY52, Version 52.8 (8); SEMCAD X Version 14.6.10 (7331)

Test Date: 2017-04-06; Ambient Temp: 20.7; Tissue Temp: 21.6

1900 MHz System Verification

Area Scan (7x10x1): Measurement grid: dx=10mm, dy=10mm
Zoom Scan (7x7x7)/Cube 0: Measurement grid: dx=5mm, dy=5mm, dz=5mm
Power Drift = 0.03 dB
Peak SAR (extrapolated) = 19.3 W/kg
SAR(1 g) = 10.8 W/kg; SAR(10 g) = 5.7 W/kg

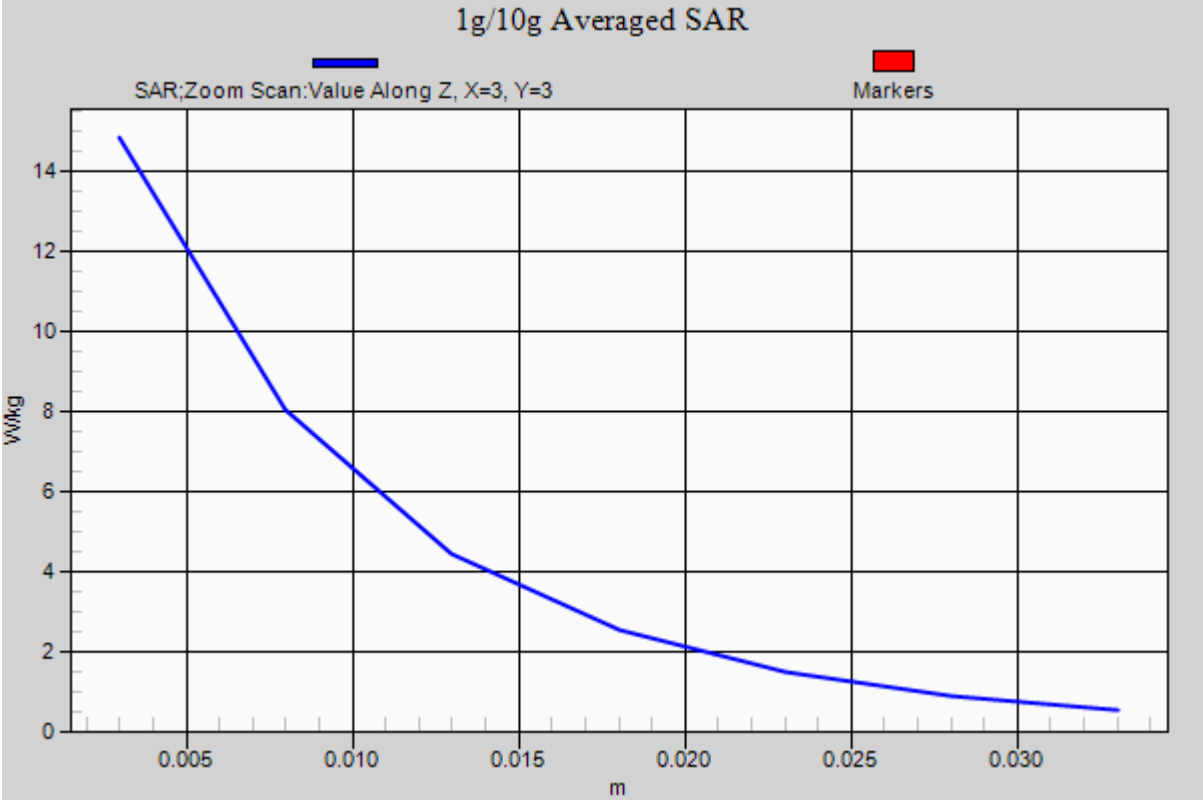

DT&C Co., Ltd.

DUT: Dipole 1900 MHz; Type: D1900V2; Serial: D1900V2 - SN:5d176

Communication System: CW; Frequency: 1900 MHz;Duty Cycle: 1:1
Medium parameters used: f = 1900 MHz; σ = 1.58 S/m; ε_r = 52.002; ρ = 1000 kg/m^3
Phantom section: Flat Section

DASY5 Configuration:
Probe: ES3DV3 - SN3328; ConvF(4.91, 4.91, 4.91); Calibrated: 3/21/2017; ; Electronics: DAE4 Sn1392
Phantom: SAM with CRP_2016_07_22_middle; Type: QD000P40CD; Serial: TP:1786
Measurement SW: DASY52, Version 52.8 (8); SEMCAD X Version 14.6.10 (7331)

Test Date: 2017-04-06; Ambient Temp: 20.7; Tissue Temp: 21.3

1900 MHz System Verification

Area Scan (7x10x1): Measurement grid: dx=10mm, dy=10mm
Zoom Scan (7x7x7)/Cube 0: Measurement grid: dx=5mm, dy=5mm, dz=5mm
Power Drift = -0.05 dB
Peak SAR (extrapolated) = 18.4 W/kg
SAR(1 g) = 10.1 W/kg; SAR(10 g) = 5.45 W/kg

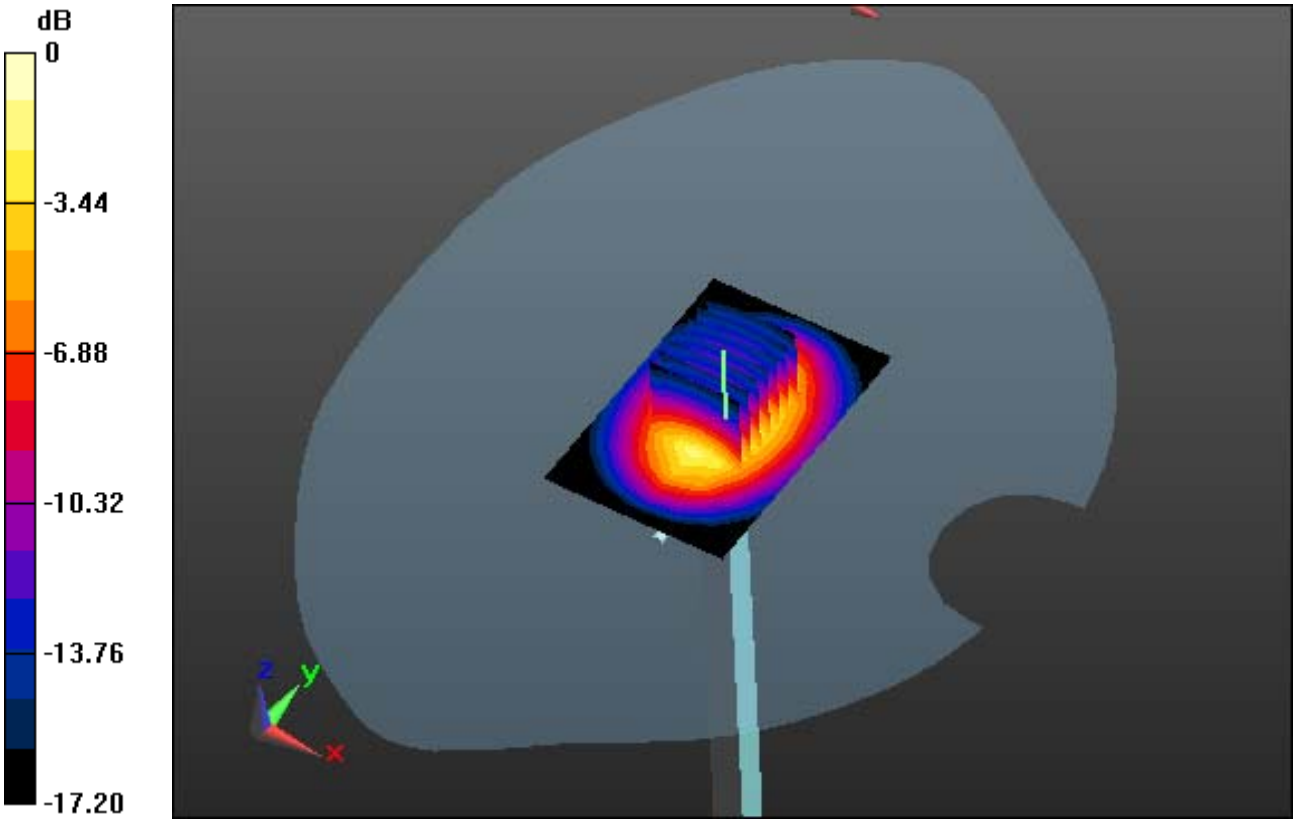

0 dB = 13.9 W/kg

DT&C Co., Ltd.

DUT: Dipole 1900 MHz; Type: D1900V2; Serial: D1900V2 - SN:5d176

Communication System: CW; Frequency: 1900 MHz;Duty Cycle: 1:1
Medium parameters used: f = 1900 MHz; σ = 1.58 S/m; ε_r = 52.002; ρ = 1000 kg/m^3
Phantom section: Flat Section

DASY5 Configuration:
Probe: ES3DV3 - SN3328; ConvF(4.91, 4.91, 4.91); Calibrated: 3/21/2017; ; Electronics: DAE4 Sn1392
Phantom: SAM with CRP_2016_07_22_middle; Type: QD000P40CD; Serial: TP:1786
Measurement SW: DASY52, Version 52.8 (8); SEMCAD X Version 14.6.10 (7331)

Test Date: 2017-04-06; Ambient Temp: 20.7; Tissue Temp: 21.3

1900 MHz System Verification

Area Scan (7x10x1): Measurement grid: dx=10mm, dy=10mm
Zoom Scan (7x7x7)/Cube 0: Measurement grid: dx=5mm, dy=5mm, dz=5mm
Power Drift = -0.05 dB
Peak SAR (extrapolated) = 18.4 W/kg
SAR(1 g) = 10.1 W/kg; SAR(10 g) = 5.45 W/kg

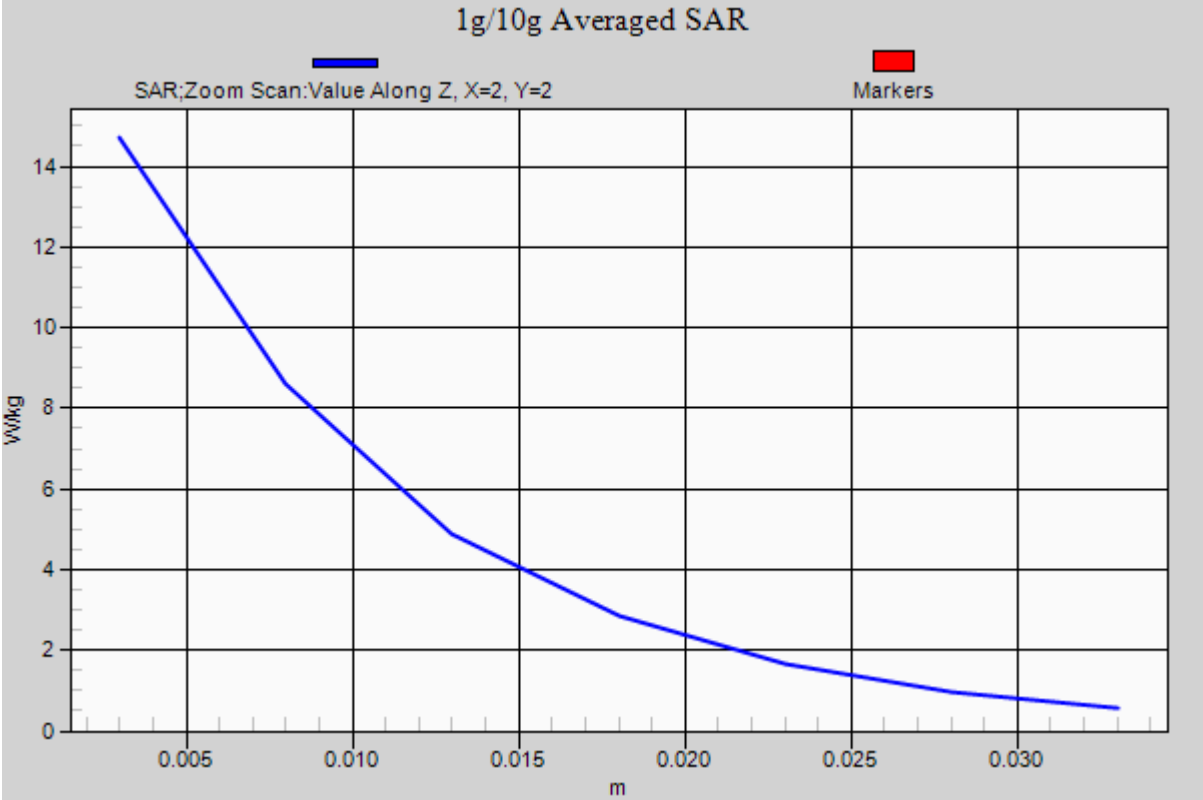

DT&C Co., Ltd.

DUT: Dipole 2450 MHz; Type: D2450V2; Serial: D2450V2 - SN:920

Communication System: CW (0); Frequency: 2450 MHz;Duty Cycle: 1:1
Medium parameters used: f = 2450 MHz; σ = 1.834 S/m; ε_r = 38.598; ρ = 1000 kg/m^3
Phantom section: Flat Section

DASY5 Configuration:
Probe: ES3DV3 - SN3328; ConvF(4.72, 4.72, 4.72); Calibrated: 3/21/2017; ; Electronics: DAE4 Sn1392
Phantom: SAM with CRP_2016_07_22_middle; Type: QD000P40CD; Serial: TP:1786
Measurement SW: DASY52, Version 52.8 (8); SEMCAD X Version 14.6.10 (7331)

Test Date: 2017-04-13; Ambient Temp: 20.7; Tissue Temp: 21.6

2450 MHz System Verification

Area Scan (7x10x1): Measurement grid: dx=10mm, dy=10mm
Zoom Scan (7x7x7)/Cube 0: Measurement grid: dx=5mm, dy=5mm, dz=5mm
Power Drift = -0.12 dB
Peak SAR (extrapolated) = 28.6 W/kg
SAR(1 g) = 13.8 W/kg; SAR(10 g) = 6.41 W/kg

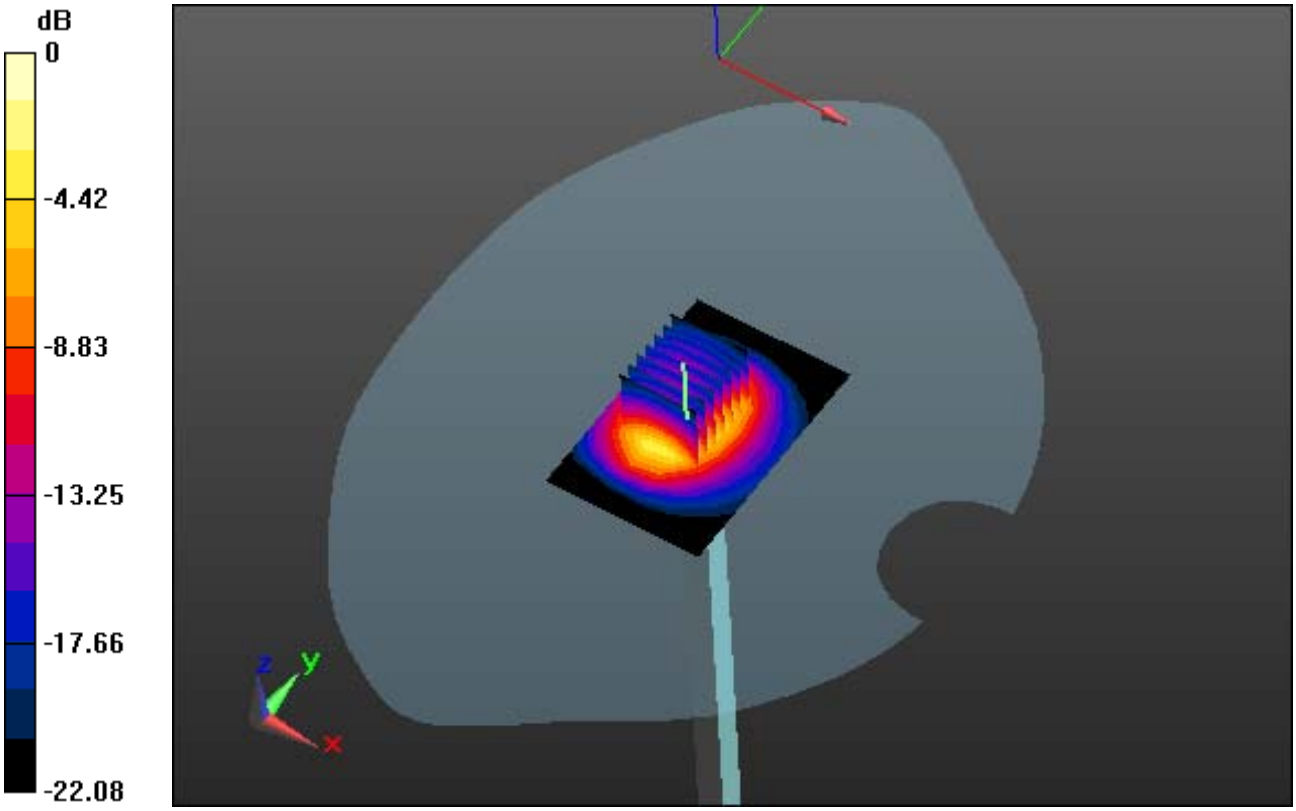

0 dB = 18.3 W/kg

DT&C Co., Ltd.

DUT: Dipole 2450 MHz; Type: D2450V2; Serial: D2450V2 - SN:920

Communication System: CW (0); Frequency: 2450 MHz;Duty Cycle: 1:1
Medium parameters used: f = 2450 MHz; σ = 1.834 S/m; ε_r = 38.598; ρ = 1000 kg/m^3
Phantom section: Flat Section

DASY5 Configuration:
Probe: ES3DV3 - SN3328; ConvF(4.72, 4.72, 4.72); Calibrated: 3/21/2017; ; Electronics: DAE4 Sn1392
Phantom: SAM with CRP_2016_07_22_middle; Type: QD000P40CD; Serial: TP:1786
Measurement SW: DASY52, Version 52.8 (8); SEMCAD X Version 14.6.10 (7331)

Test Date: 2017-04-13; Ambient Temp: 20.7; Tissue Temp: 21.6

2450 MHz System Verification

Area Scan (7x10x1): Measurement grid: dx=10mm, dy=10mm
Zoom Scan (7x7x7)/Cube 0: Measurement grid: dx=5mm, dy=5mm, dz=5mm
Power Drift = -0.12 dB
Peak SAR (extrapolated) = 28.6 W/kg
SAR(1 g) = 13.8 W/kg; SAR(10 g) = 6.41 W/kg

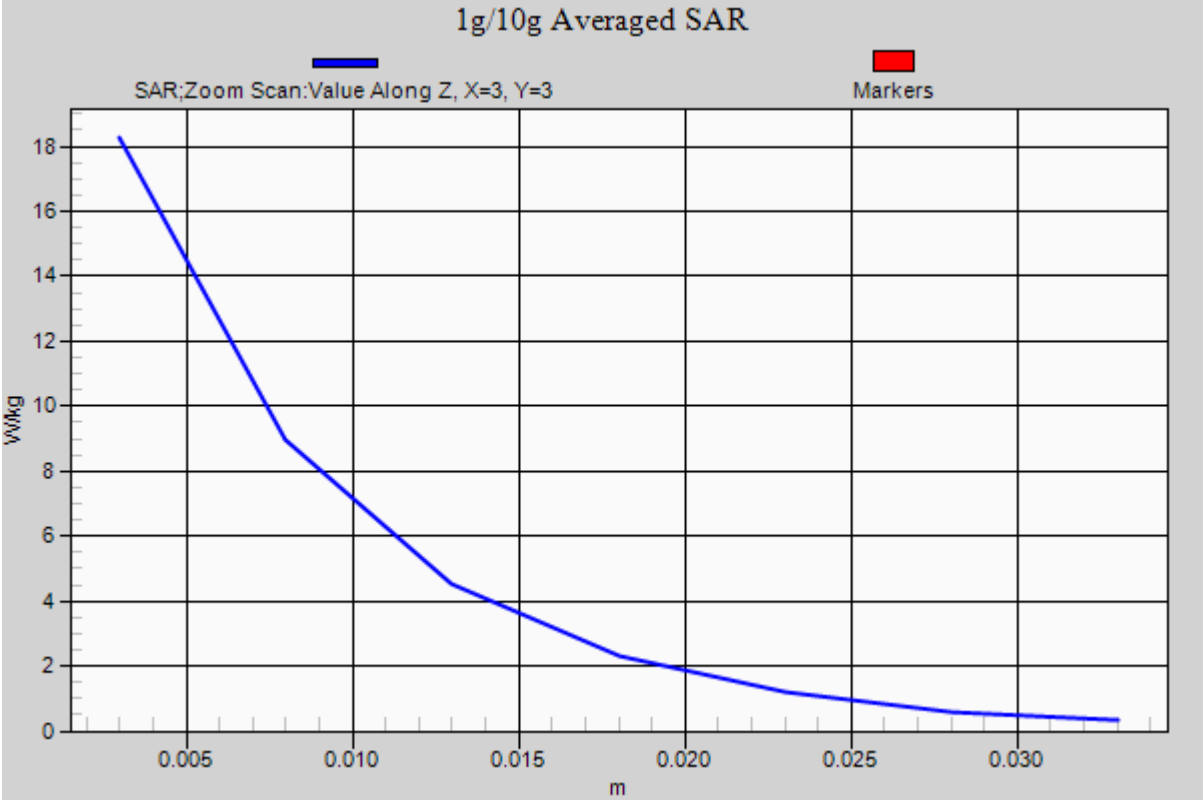

DT&C Co., Ltd.

DUT: Dipole 2450 MHz; Type: D2450V2; Serial: D2450V2 - SN:920

Communication System: CW (0); Frequency: 2450 MHz;Duty Cycle: 1:1
Medium parameters used: f = 2450 MHz; σ = 1.993 S/m; ε_r = 51.368; ρ = 1000 kg/m^3
Phantom section: Flat Section

DASY5 Configuration:
Probe: ES3DV3 - SN3328; ConvF(4.53, 4.53, 4.53); Calibrated: 3/21/2017; ; Electronics: DAE4 Sn1392
Phantom: SAM with CRP_2016_07_22_middle; Type: QD000P40CD; Serial: TP:1786
Measurement SW: DASY52, Version 52.8 (8); SEMCAD X Version 14.6.10 (7331)

Test Date: 2017-04-13; Ambient Temp: 20.7; Tissue Temp: 21.3

2450 MHz System Verification

Area Scan (7x10x1): Measurement grid: dx=10mm, dy=10mm
Zoom Scan (7x7x7)/Cube 0: Measurement grid: dx=5mm, dy=5mm, dz=5mm
Power Drift = 0.14 dB
Peak SAR (extrapolated) = 17.4 W/kg
SAR(1 g) = 12.8 W/kg; SAR(10 g) = 6.22 W/kg

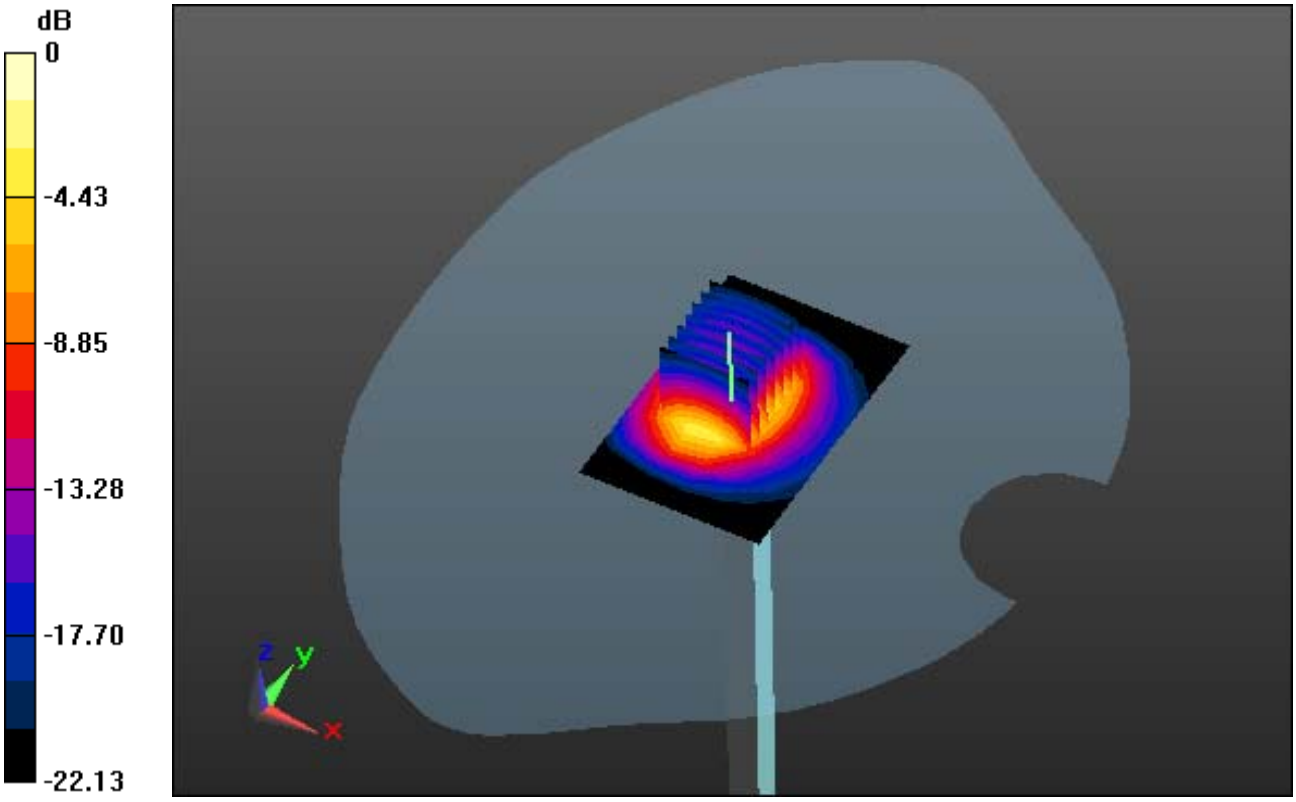

0 dB = 15.0 W/kg

DT&C Co., Ltd.

DUT: Dipole 2450 MHz; Type: D2450V2; Serial: D2450V2 - SN:920

Communication System: CW (0); Frequency: 2450 MHz;Duty Cycle: 1:1
Medium parameters used: f = 2450 MHz; σ = 1.993 S/m; ε_r = 51.368; ρ = 1000 kg/m^3
Phantom section: Flat Section

DASY5 Configuration:
Probe: ES3DV3 - SN3328; ConvF(4.53, 4.53, 4.53); Calibrated: 3/21/2017; ; Electronics: DAE4 Sn1392
Phantom: SAM with CRP_2016_07_22_middle; Type: QD000P40CD; Serial: TP:1786
Measurement SW: DASY52, Version 52.8 (8); SEMCAD X Version 14.6.10 (7331)

Test Date: 2017-04-13; Ambient Temp: 20.7; Tissue Temp: 21.3

2450 MHz System Verification

Area Scan (7x10x1): Measurement grid: dx=10mm, dy=10mm
Zoom Scan (7x7x7)/Cube 0: Measurement grid: dx=5mm, dy=5mm, dz=5mm
Power Drift = 0.14 dB
Peak SAR (extrapolated) = 33.4 W/kg
SAR(1 g) = 12.8 W/kg; SAR(10 g) = 6.22 W/kg

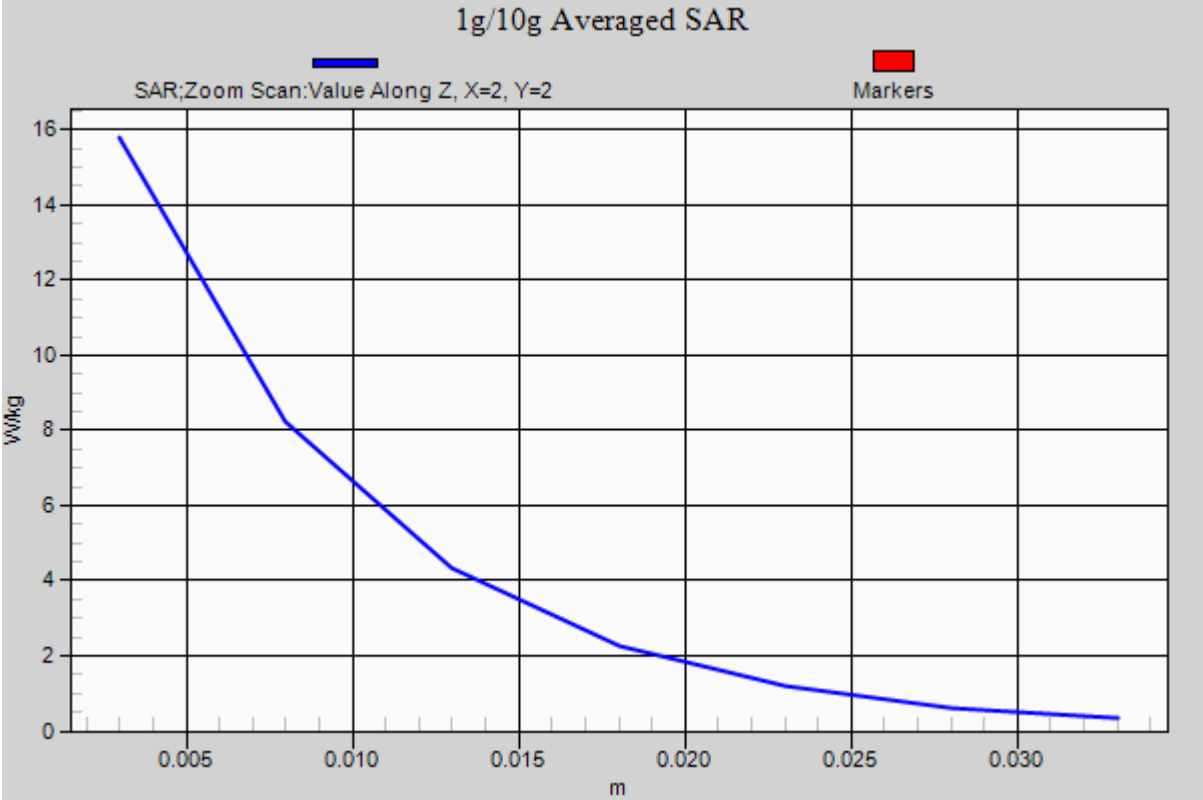

DT&C Co., Ltd.

DUT: Dipole 2600 MHz; Type: D2600V2; Serial: D2600V2 - SN:1016

Communication System: CW (0); Frequency: 2600 MHz;Duty Cycle: 1:1
Medium parameters used: f = 2600 MHz; σ = 1.971 S/m; ε_r = 38.176; ρ = 1000 kg/m^3
Phantom section: Flat Section

DASY5 Configuration:
Probe: ES3DV3 - SN3328; ConvF(4.57, 4.57, 4.57); Calibrated: 3/21/2017; ; Electronics: DAE4 Sn1392
Phantom: SAM with CRP_2016_07_22_middle; Type: QD000P40CD; Serial: TP:1786
Measurement SW: DASY52, Version 52.8 (8); SEMCAD X Version 14.6.10 (7331)

Test Date: 2017-04-11; Ambient Temp: 21.4; Tissue Temp: 22.2

2600 MHz System Verification

Area Scan (7x10x1): Measurement grid: dx=10mm, dy=10mm
Zoom Scan (7x7x7)/Cube 0: Measurement grid: dx=5mm, dy=5mm, dz=5mm
Power Drift = -0.12 dB
Peak SAR (extrapolated) = 30.5 W/kg
SAR(1 g) = 14.5 W/kg; SAR(10 g) = 6.16 W/kg

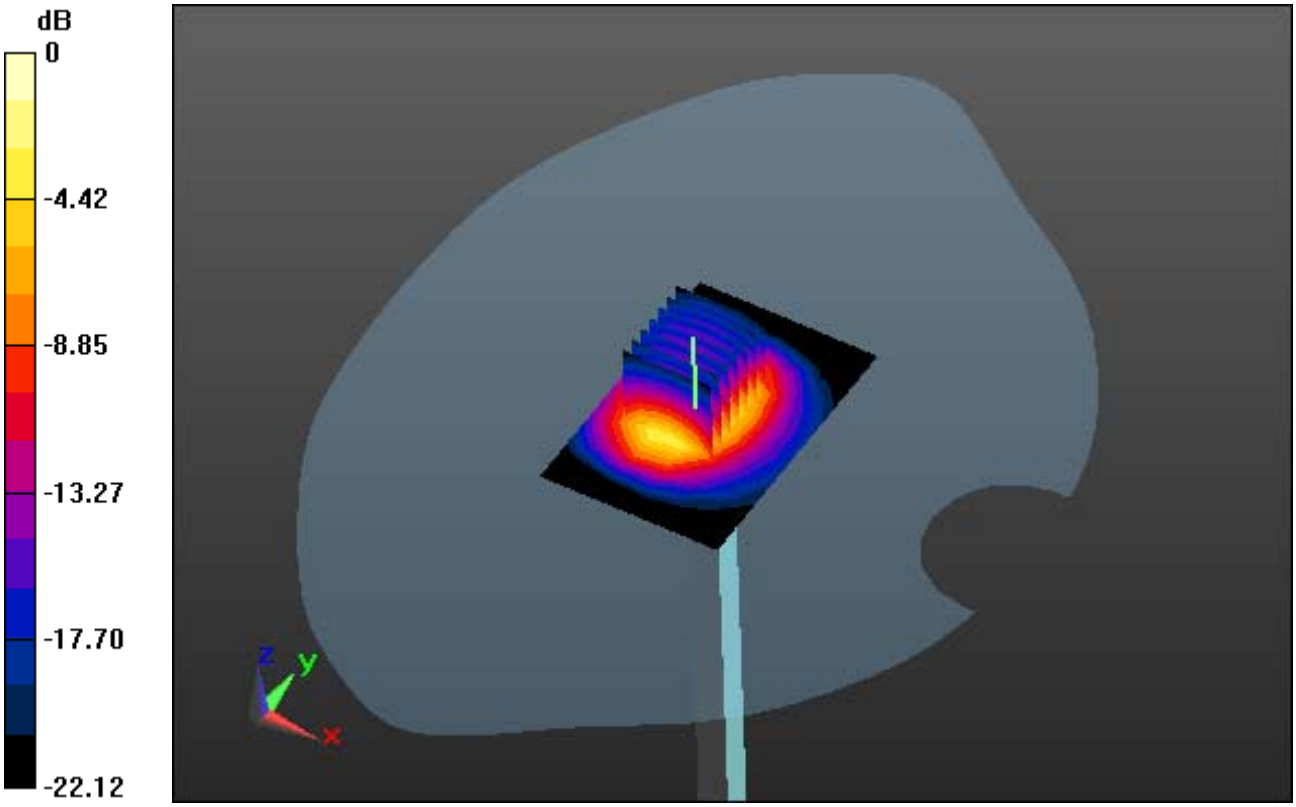

0 dB = 19.5 W/kg

DT&C Co., Ltd.

DUT: Dipole 2600 MHz; Type: D2600V2; Serial: D2600V2 - SN:1016

Communication System: CW (0); Frequency: 2600 MHz;Duty Cycle: 1:1
Medium parameters used: f = 2600 MHz; σ = 1.971 S/m; ε_r = 38.176; ρ = 1000 kg/m^3
Phantom section: Flat Section

DASY5 Configuration:
Probe: ES3DV3 - SN3328; ConvF(4.57, 4.57, 4.57); Calibrated: 3/21/2017; ; Electronics: DAE4 Sn1392
Phantom: SAM with CRP_2016_07_22_middle; Type: QD000P40CD; Serial: TP:1786
Measurement SW: DASY52, Version 52.8 (8); SEMCAD X Version 14.6.10 (7331)

Test Date: 2017-04-11; Ambient Temp: 21.4; Tissue Temp: 22.2

2600 MHz System Verification

Area Scan (7x10x1): Measurement grid: dx=10mm, dy=10mm
Zoom Scan (7x7x7)/Cube 0: Measurement grid: dx=5mm, dy=5mm, dz=5mm
Power Drift = -0.12 dB
Peak SAR (extrapolated) = 30.5 W/kg
SAR(1 g) = 14.5 W/kg; SAR(10 g) = 6.16 W/kg

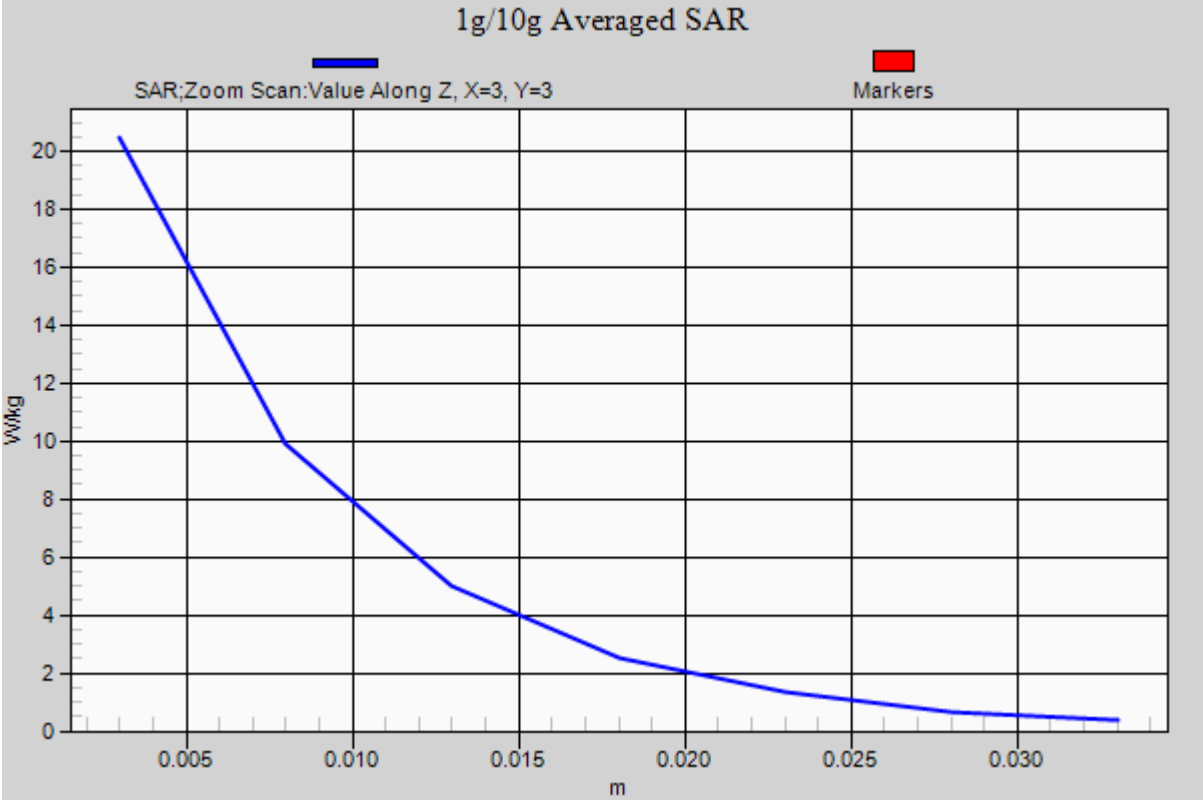

DT&C Co., Ltd.

DUT: Dipole 2600 MHz; Type: D2600V2; Serial: D2600V2 - SN:1016

Communication System: CW (0); Frequency: 2600 MHz;Duty Cycle: 1:1
Medium parameters used: f = 2600 MHz; σ = 2.186 S/m; ε_r = 51.4; ρ = 1000 kg/m^3
Phantom section: Flat Section

DASY5 Configuration:
Probe: ES3DV3 - SN3328; ConvF(4.28, 4.28, 4.28); Calibrated: 3/21/2017; ; Electronics: DAE4 Sn1392
Phantom: SAM with CRP_2016_07_22_middle; Type: QD000P40CD; Serial: TP:1786
Measurement SW: DASY52, Version 52.8 (8); SEMCAD X Version 14.6.10 (7331)

Test Date: 2017-04-11; Ambient Temp: 21.4; Tissue Temp: 22.0

2600 MHz System Verification

Area Scan (7x10x1): Measurement grid: dx=10mm, dy=10mm
Zoom Scan (7x7x7)/Cube 0: Measurement grid: dx=5mm, dy=5mm, dz=5mm
Power Drift = -0.04 dB
Peak SAR (extrapolated) = 30.2 W/kg
SAR(1 g) = 13.5 W/kg; SAR(10 g) = 5.93 W/kg

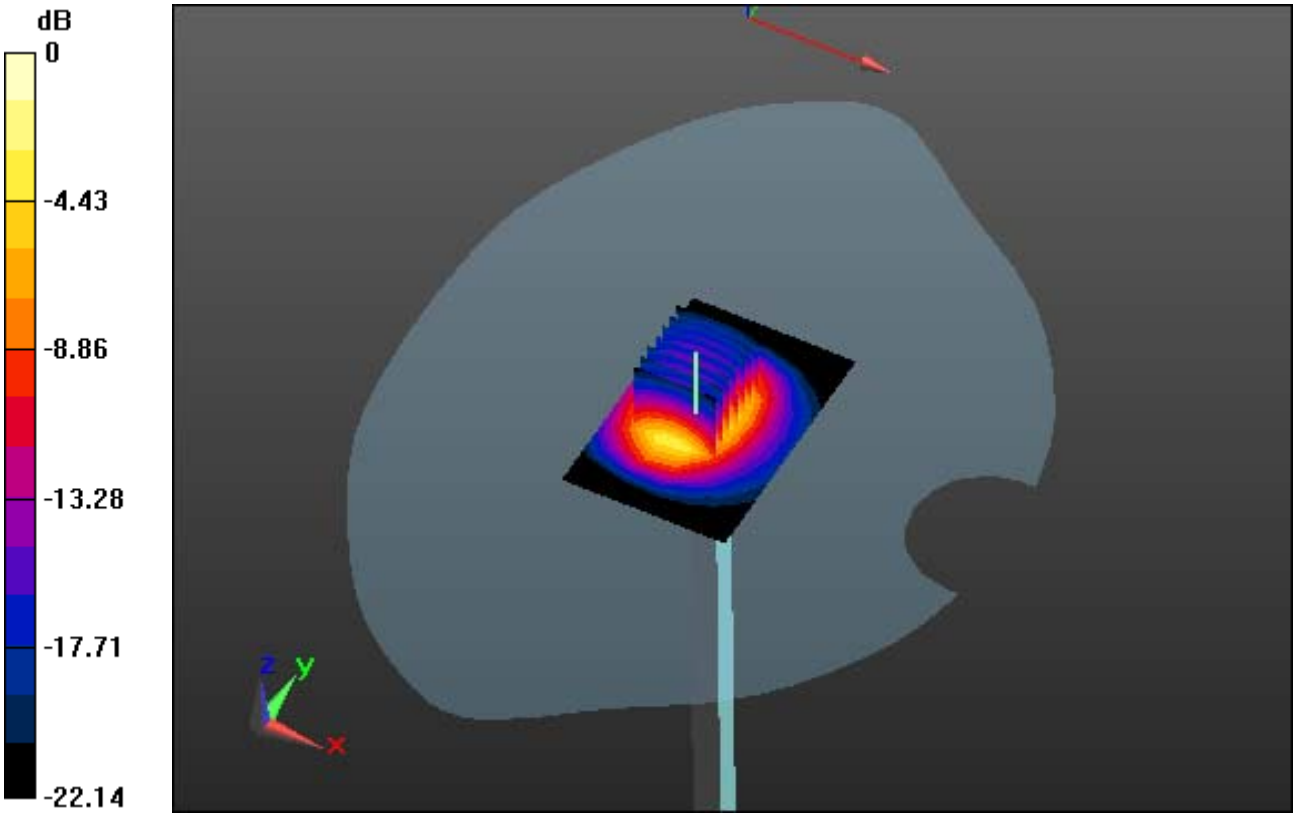

0 dB = 19.1 W/kg

DT&C Co., Ltd.

DUT: Dipole 2600 MHz; Type: D2600V2; Serial: D2600V2 - SN:1016

Communication System: CW (0); Frequency: 2600 MHz;Duty Cycle: 1:1
Medium parameters used: f = 2600 MHz; σ = 2.186 S/m; ε_r = 51.4; ρ = 1000 kg/m^3
Phantom section: Flat Section

DASY5 Configuration:
Probe: ES3DV3 - SN3328; ConvF(4.28, 4.28, 4.28); Calibrated: 3/21/2017; ; Electronics: DAE4 Sn1392
Phantom: SAM with CRP_2016_07_22_middle; Type: QD000P40CD; Serial: TP:1786
Measurement SW: DASY52, Version 52.8 (8); SEMCAD X Version 14.6.10 (7331)

Test Date: 2017-04-11; Ambient Temp: 21.4; Tissue Temp: 22.0

2600 MHz System Verification

Area Scan (7x10x1): Measurement grid: dx=10mm, dy=10mm
Zoom Scan (7x7x7)/Cube 0: Measurement grid: dx=5mm, dy=5mm, dz=5mm
Power Drift = -0.04 dB
Peak SAR (extrapolated) = 30.2 W/kg
SAR(1 g) = 13.5 W/kg; SAR(10 g) = 5.93 W/kg

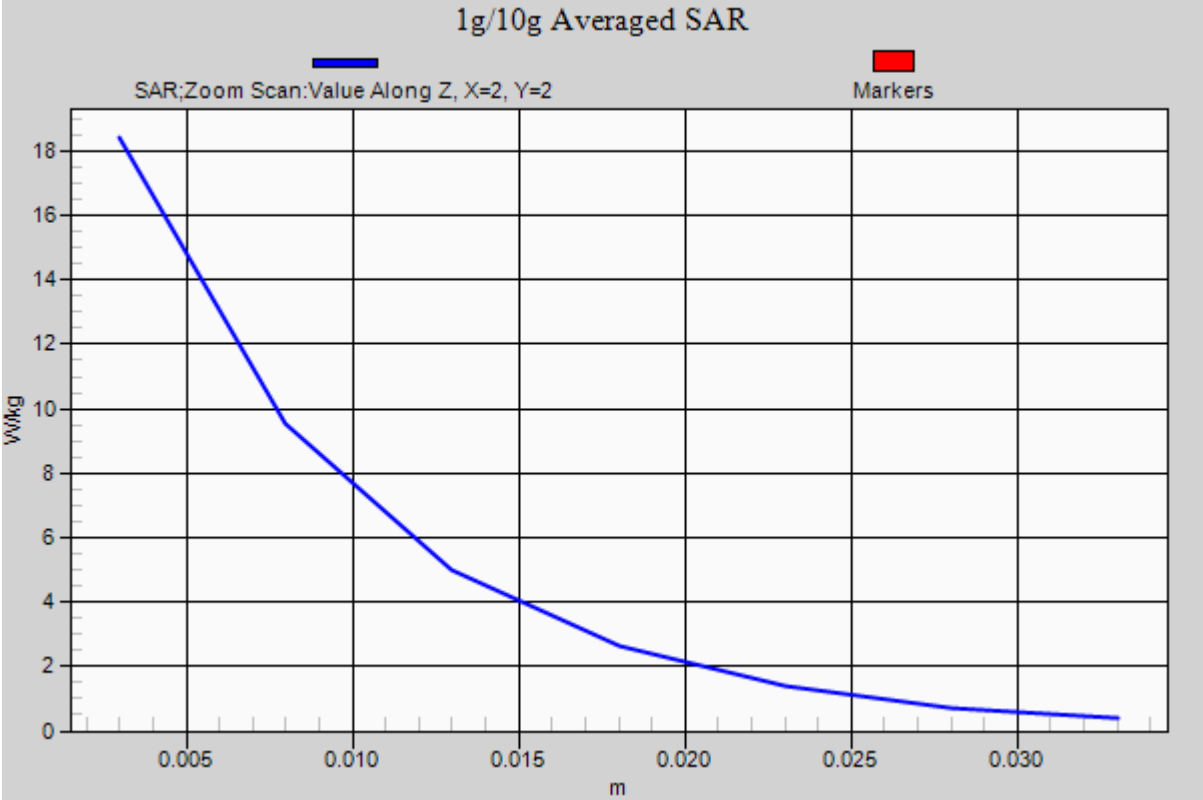

DT&C Co., Ltd.

DUT: Dipole 5000 MHz; Type: D5GHzV2; Serial: D5GHzV2 - SN:1103

Communication System: CW (0); Frequency: 5300 MHz;Duty Cycle: 1:1
Medium parameters used: f = 5300 MHz; σ = 4.622 S/m; ε_r = 35.576; ρ = 1000 kg/m^3
Phantom section: Flat Section

DASY5 Configuration:
Probe: EX3DV4 - SN3930; ConvF(5.11, 5.11, 5.11); Calibrated: 7/28/2016; ; Electronics: DAE4 Sn1392
Phantom: SAM with CRP_2016_07_22_middle; Type: QD000P40CD; Serial: TP:1786
Measurement SW: DASY52, Version 52.8 (8); SEMCAD X Version 14.6.10 (7331)

Test Date: 2017-04-14; Ambient Temp: 21.0; Tissue Temp: 22.0

5300 MHz System Verification

Area Scan (7x8x1): Measurement grid: dx=10mm, dy=10mm
Zoom Scan (7x7x12)/Cube 0: Measurement grid: dx=4mm, dy=4mm, dz=2mm
Power Drift = -0.02 dB
Peak SAR (extrapolated) = 34.7 W/kg
SAR(1 g) = 8.78 W/kg; SAR(10 g) = 2.5 W/kg

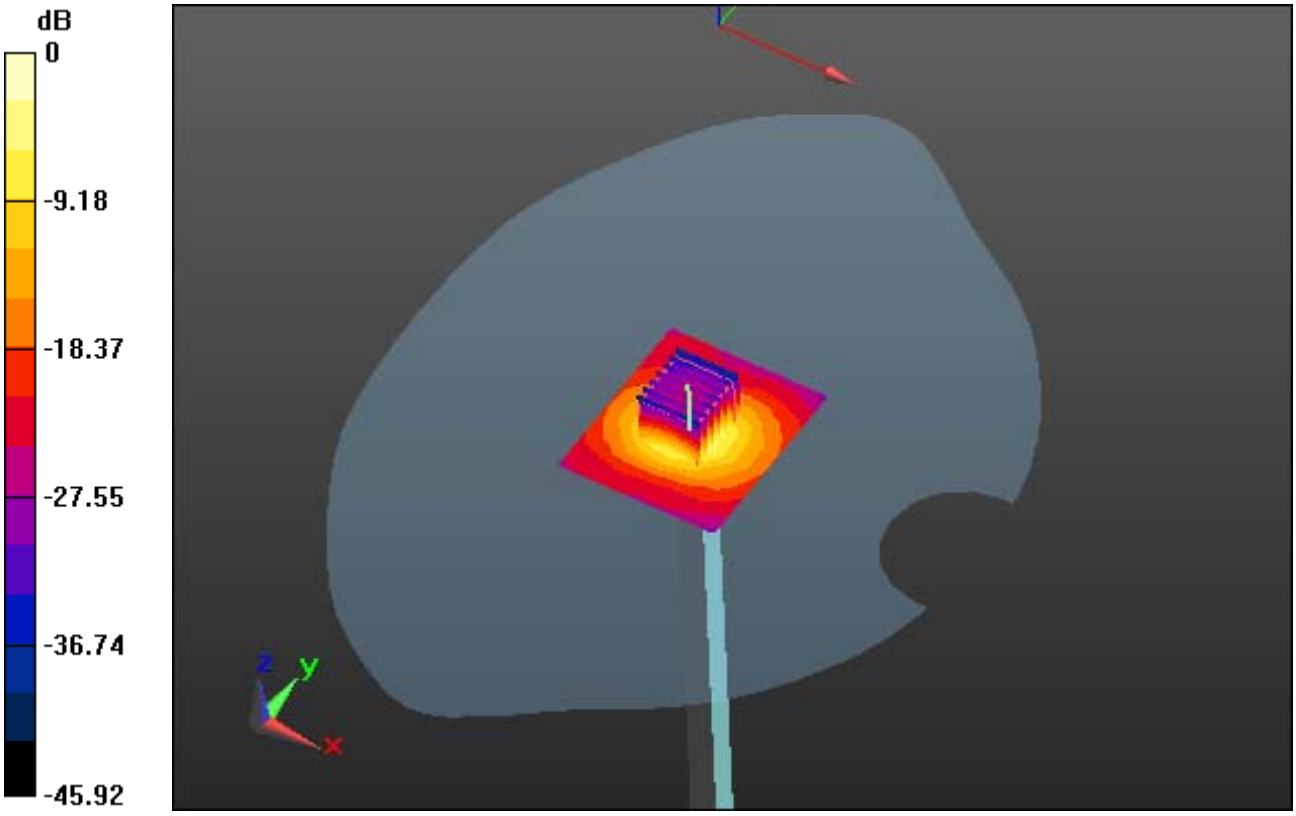

0 dB = 18.3 W/kg

DT&C Co., Ltd.

DUT: Dipole 5000 MHz; Type: D5GHzV2; Serial: D5GHzV2 - SN:1103

Communication System: CW (0); Frequency: 5300 MHz;Duty Cycle: 1:1
Medium parameters used: f = 5300 MHz; σ = 4.622 S/m; ε_r = 35.576; ρ = 1000 kg/m^3
Phantom section: Flat Section

DASY5 Configuration:
Probe: EX3DV4 - SN3930; ConvF(5.11, 5.11, 5.11); Calibrated: 7/28/2016; ; Electronics: DAE4 Sn1392
Phantom: SAM with CRP_2016_07_22_middle; Type: QD000P40CD; Serial: TP:1786
Measurement SW: DASY52, Version 52.8 (8); SEMCAD X Version 14.6.10 (7331)

Test Date: 2017-04-14; Ambient Temp: 21.0; Tissue Temp: 22.0

5300 MHz System Verification

Area Scan (7x8x1): Measurement grid: dx=10mm, dy=10mm
Zoom Scan (7x7x12)/Cube 0: Measurement grid: dx=4mm, dy=4mm, dz=2mm
Power Drift = -0.02 dB
Peak SAR (extrapolated) = 34.7 W/kg
SAR(1 g) = 8.78 W/kg; SAR(10 g) = 2.5 W/kg

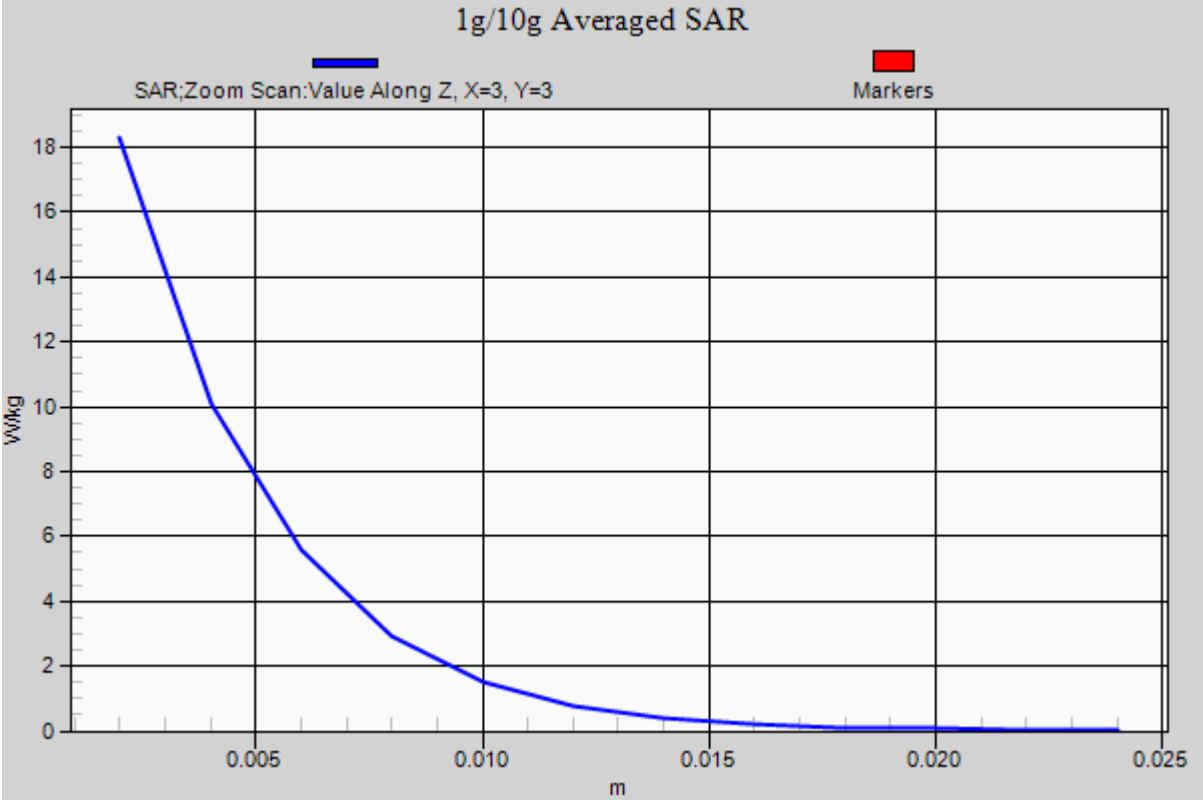

DT&C Co., Ltd.

DUT: Dipole 5000 MHz; Type: D5GHzV2; Serial: D5GHzV2 - SN:1103

Communication System: CW (0); Frequency: 5300 MHz;Duty Cycle: 1:1
Medium parameters used: f = 5300 MHz; σ = 5.417 S/m; ε_r = 48.967; ρ = 1000 kg/m^3
Phantom section: Flat Section

DASY5 Configuration:
Probe: EX3DV4 - SN3930; ConvF(4.46, 4.46, 4.46); Calibrated: 7/28/2016; ; Electronics: DAE4 Sn1392
Phantom: SAM with CRP_2016_07_22_middle; Type: QD000P40CD; Serial: TP:1786
Measurement SW: DASY52, Version 52.8 (8); SEMCAD X Version 14.6.10 (7331)

Test Date: 2017-04-14; Ambient Temp: 21.0; Tissue Temp: 22.2

5300 MHz System Verification

Area Scan (7x8x1): Measurement grid: dx=10mm, dy=10mm
Zoom Scan (7x7x12)/Cube 0: Measurement grid: dx=4mm, dy=4mm, dz=2mm
Power Drift = 0.01 dB
Peak SAR (extrapolated) = 33.9 W/kg
SAR(1 g) = 7.7 W/kg; SAR(10 g) = 2.09 W/kg

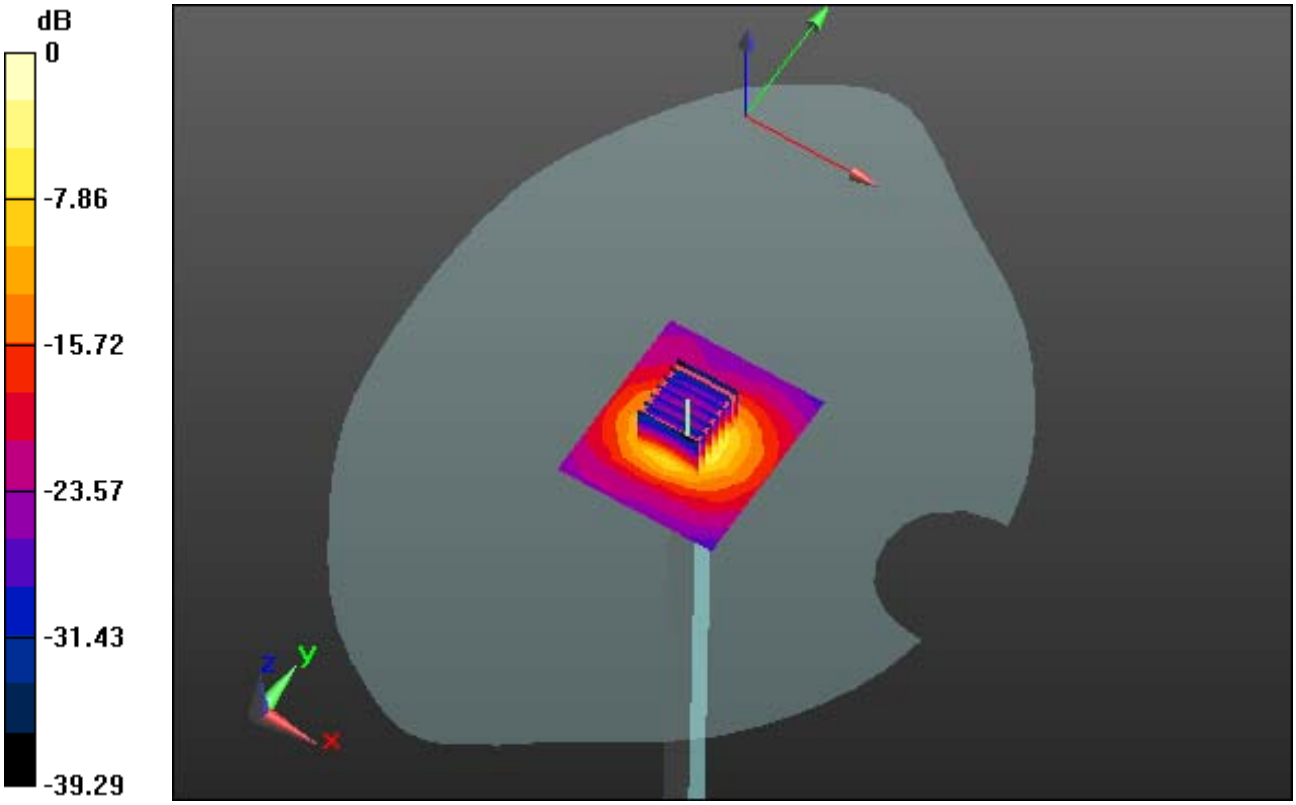

0 dB = 20.5 W/kg

DT&C Co., Ltd.

DUT: Dipole 5000 MHz; Type: D5GHzV2; Serial: D5GHzV2 - SN:1103

Communication System: CW (0); Frequency: 5300 MHz;Duty Cycle: 1:1
Medium parameters used: f = 5300 MHz; σ = 5.417 S/m; ε_r = 48.967; ρ = 1000 kg/m^3
Phantom section: Flat Section

DASY5 Configuration:
Probe: EX3DV4 - SN3930; ConvF(4.46, 4.46, 4.46); Calibrated: 7/28/2016; ; Electronics: DAE4 Sn1392
Phantom: SAM with CRP_2016_07_22_middle; Type: QD000P40CD; Serial: TP:1786
Measurement SW: DASY52, Version 52.8 (8); SEMCAD X Version 14.6.10 (7331)

Test Date: 2017-04-14; Ambient Temp: 21.0; Tissue Temp: 22.2

5300 MHz System Verification

Area Scan (7x8x1): Measurement grid: dx=10mm, dy=10mm
Zoom Scan (7x7x12)/Cube 0: Measurement grid: dx=4mm, dy=4mm, dz=2mm
Power Drift = 0.01 dB
Peak SAR (extrapolated) = 33.9 W/kg
SAR(1 g) = 7.7 W/kg; SAR(10 g) = 2.09 W/kg

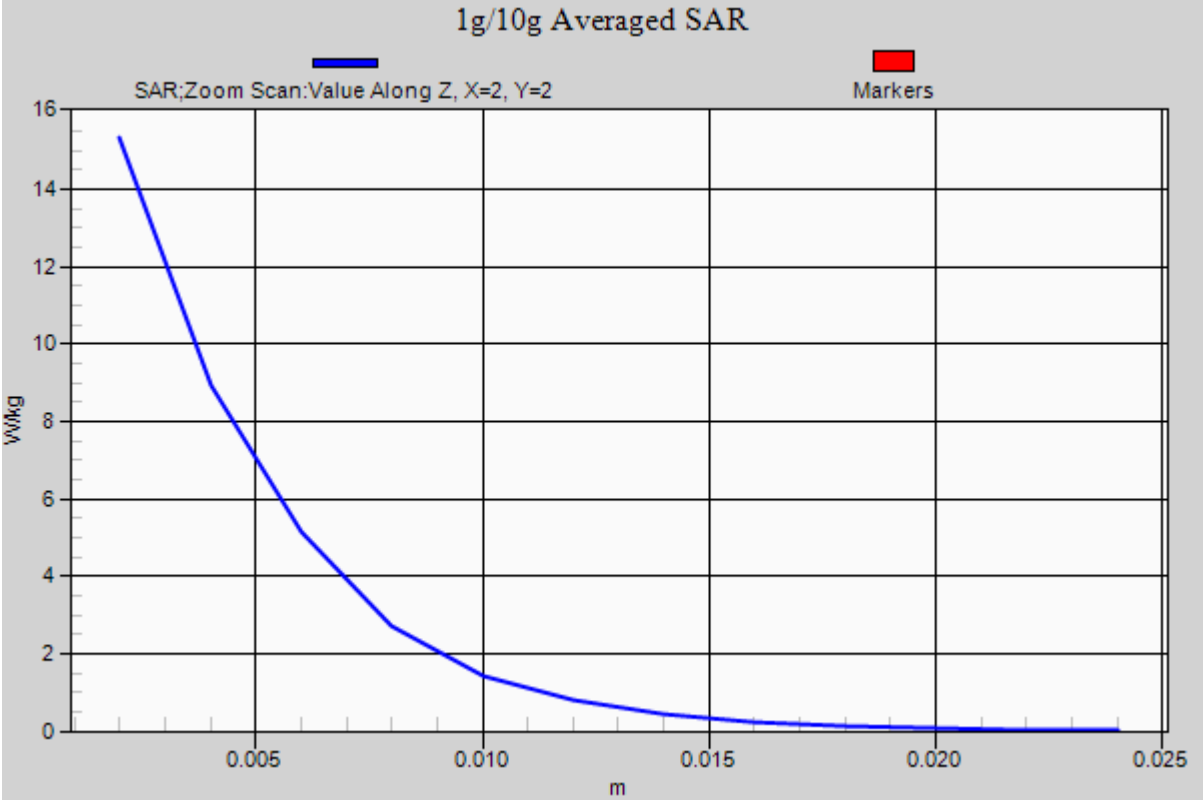

DT&C Co., Ltd.

DUT: Dipole 5000 MHz; Type: D5GHzV2; Serial: D5GHzV2 - SN:1103

Communication System: CW (0); Frequency: 5600 MHz;Duty Cycle: 1:1
Medium parameters used: f = 5600 MHz; σ = 4.914 S/m; ε_r = 36.165; ρ = 1000 kg/m^3
Phantom section: Flat Section

DASY5 Configuration:
Probe: EX3DV4 - SN3930; ConvF(4.75, 4.75, 4.75); Calibrated: 7/28/2016; ; Electronics: DAE4 Sn1392
Phantom: SAM with CRP_2016_07_22_middle; Type: QD000P40CD; Serial: TP:1786
Measurement SW: DASY52, Version 52.8 (8); SEMCAD X Version 14.6.10 (7331)

Test Date: 2017-04-17; Ambient Temp: 21.0; Tissue Temp: 21.7

5600 MHz System Verification

Area Scan (7x8x1): Measurement grid: dx=10mm, dy=10mm
Zoom Scan (7x7x12)/Cube 0: Measurement grid: dx=4mm, dy=4mm, dz=2mm
Power Drift = 0.02 dB
Peak SAR (extrapolated) = 36.6 W/kg
SAR(1 g) = 8.63 W/kg; SAR(10 g) = 2.44 W/kg

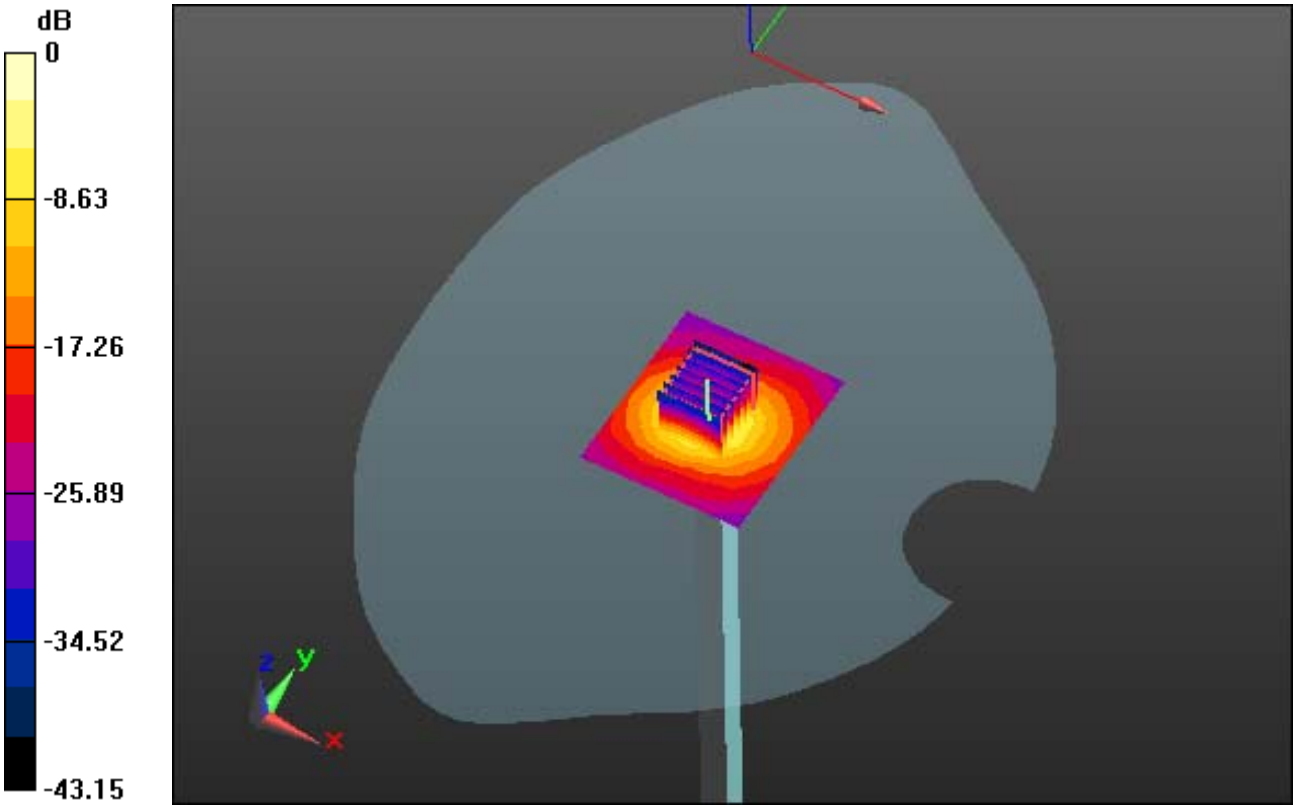

0 dB = 19.3 W/kg

DT&C Co., Ltd.

DUT: Dipole 5000 MHz; Type: D5GHzV2; Serial: D5GHzV2 - SN:1103

Communication System: CW (0); Frequency: 5600 MHz;Duty Cycle: 1:1
Medium parameters used: f = 5600 MHz; σ = 4.914 S/m; ε_r = 36.165; ρ = 1000 kg/m^3
Phantom section: Flat Section

DASY5 Configuration:
Probe: EX3DV4 - SN3930; ConvF(4.75, 4.75, 4.75); Calibrated: 7/28/2016; ; Electronics: DAE4 Sn1392
Phantom: SAM with CRP_2016_07_22_middle; Type: QD000P40CD; Serial: TP:1786
Measurement SW: DASY52, Version 52.8 (8); SEMCAD X Version 14.6.10 (7331)

Test Date: 2017-04-17; Ambient Temp: 21.0; Tissue Temp: 21.7

5600 MHz System Verification

Area Scan (7x8x1): Measurement grid: dx=10mm, dy=10mm
Zoom Scan (7x7x12)/Cube 0: Measurement grid: dx=4mm, dy=4mm, dz=2mm
Power Drift = 0.02 dB
Peak SAR (extrapolated) = 36.6 W/kg
SAR(1 g) = 8.63 W/kg; SAR(10 g) = 2.44 W/kg

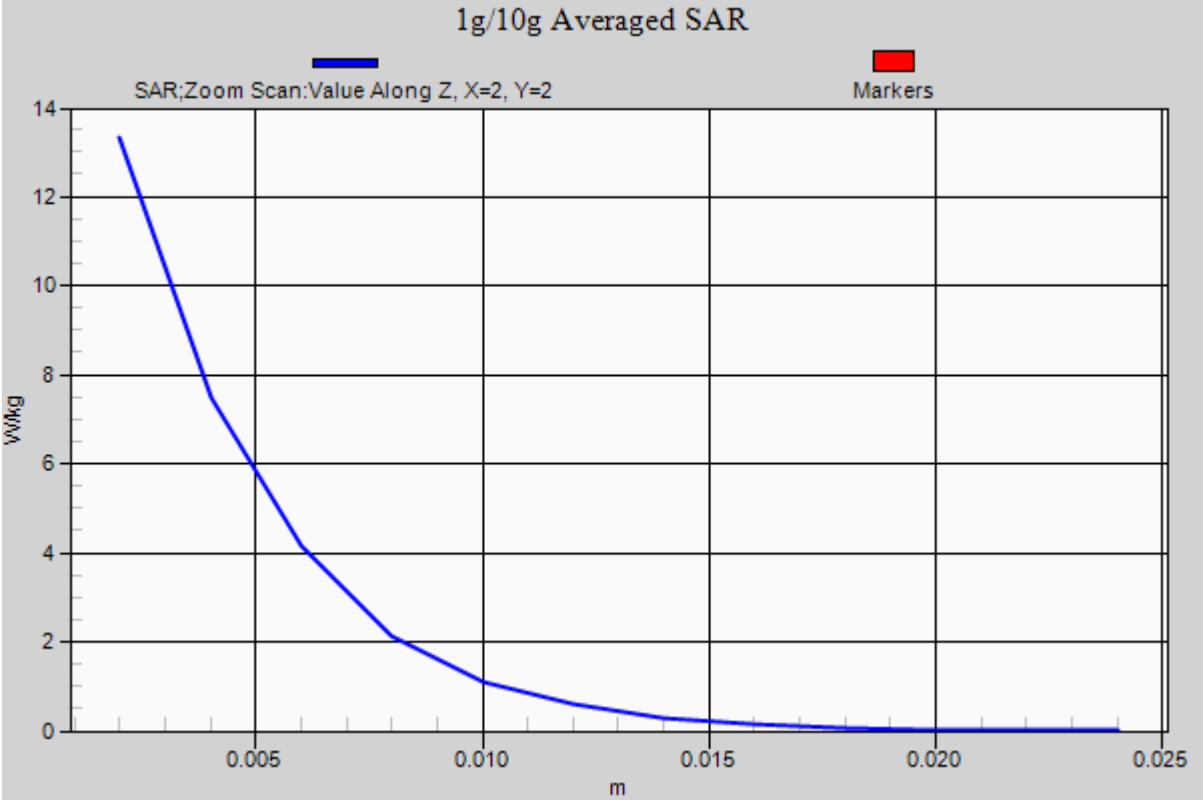

DT&C Co., Ltd.

DUT: Dipole 5000 MHz; Type: D5GHzV2; Serial: D5GHzV2 - SN:1103

Communication System: CW (0); Frequency: 5600 MHz;Duty Cycle: 1:1
Medium parameters used: f = 5600 MHz; σ = 5.912 S/m; ε_r = 49.885; ρ = 1000 kg/m^3
Phantom section: Flat Section

DASY5 Configuration:
Probe: EX3DV4 - SN3930; ConvF(4.02, 4.02, 4.02); Calibrated: 7/28/2016; ; Electronics: DAE4 Sn1392
Phantom: SAM with CRP_2016_07_22_middle; Type: QD000P40CD; Serial: TP:1786
Measurement SW: DASY52, Version 52.8 (8); SEMCAD X Version 14.6.10 (7331)

Test Date: 2017-04-17; Ambient Temp: 21.0; Tissue Temp: 21.9

5600 MHz System Verification

Area Scan (7x8x1): Measurement grid: dx=10mm, dy=10mm
Zoom Scan (7x7x12)/Cube 0: Measurement grid: dx=4mm, dy=4mm, dz=2mm
Power Drift = 0.00 dB
Peak SAR (extrapolated) = 37.1 W/kg
SAR(1 g) = 8.4 W/kg; SAR(10 g) = 2.33 W/kg

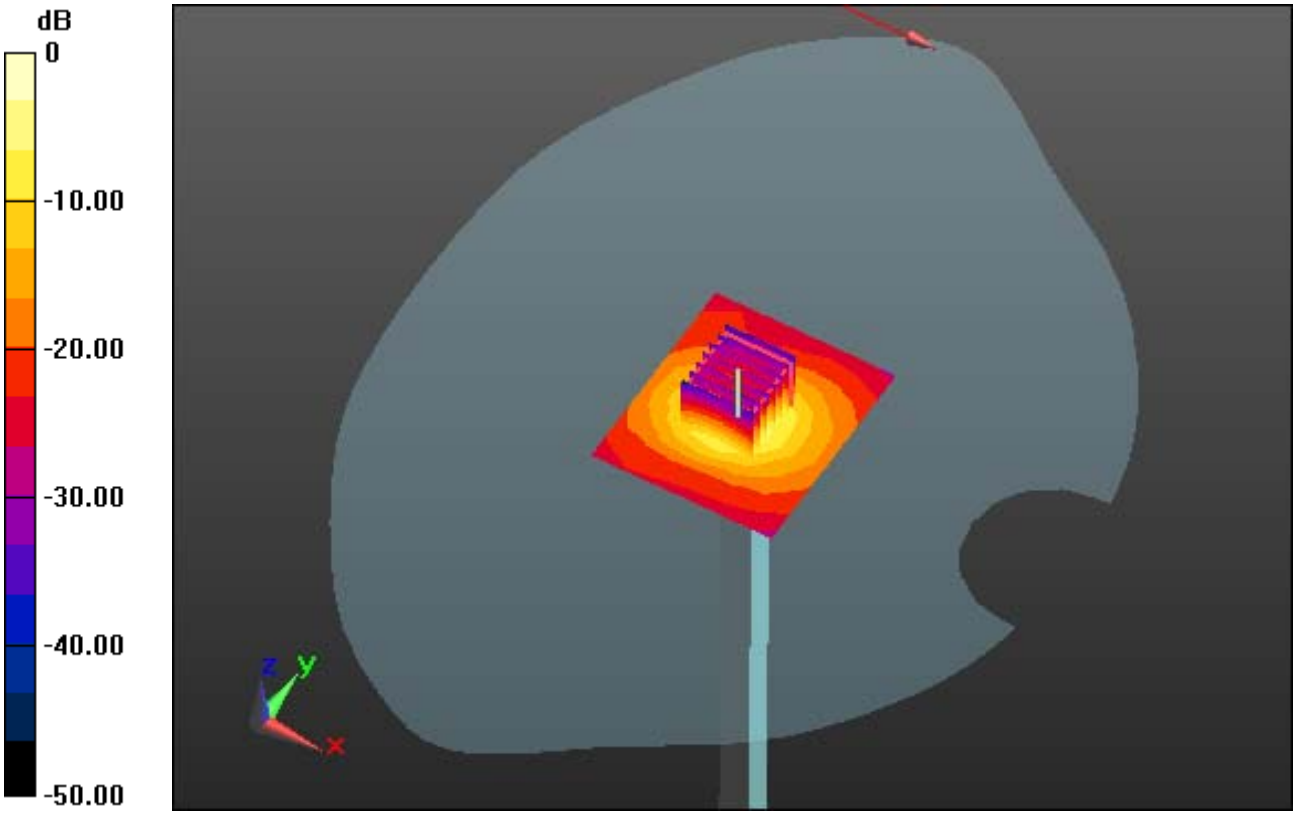

0 dB = 22.3 W/kg

DT&C Co., Ltd.

DUT: Dipole 5000 MHz; Type: D5GHzV2; Serial: D5GHzV2 - SN:1103

Communication System: CW (0); Frequency: 5600 MHz;Duty Cycle: 1:1
Medium parameters used: f = 5600 MHz; σ = 5.912 S/m; ε_r = 49.885; ρ = 1000 kg/m^3
Phantom section: Flat Section

DASY5 Configuration:
Probe: EX3DV4 - SN3930; ConvF(4.02, 4.02, 4.02); Calibrated: 7/28/2016; ; Electronics: DAE4 Sn1392
Phantom: SAM with CRP_2016_07_22_middle; Type: QD000P40CD; Serial: TP:1786
Measurement SW: DASY52, Version 52.8 (8); SEMCAD X Version 14.6.10 (7331)

Test Date: 2017-04-17; Ambient Temp: 21.0; Tissue Temp: 21.9

5600 MHz System Verification

Area Scan (7x8x1): Measurement grid: dx=10mm, dy=10mm
Zoom Scan (7x7x12)/Cube 0: Measurement grid: dx=4mm, dy=4mm, dz=2mm
Power Drift = 0.00 dB
Peak SAR (extrapolated) = 37.1 W/kg
SAR(1 g) = 8.4 W/kg; SAR(10 g) = 2.33 W/kg

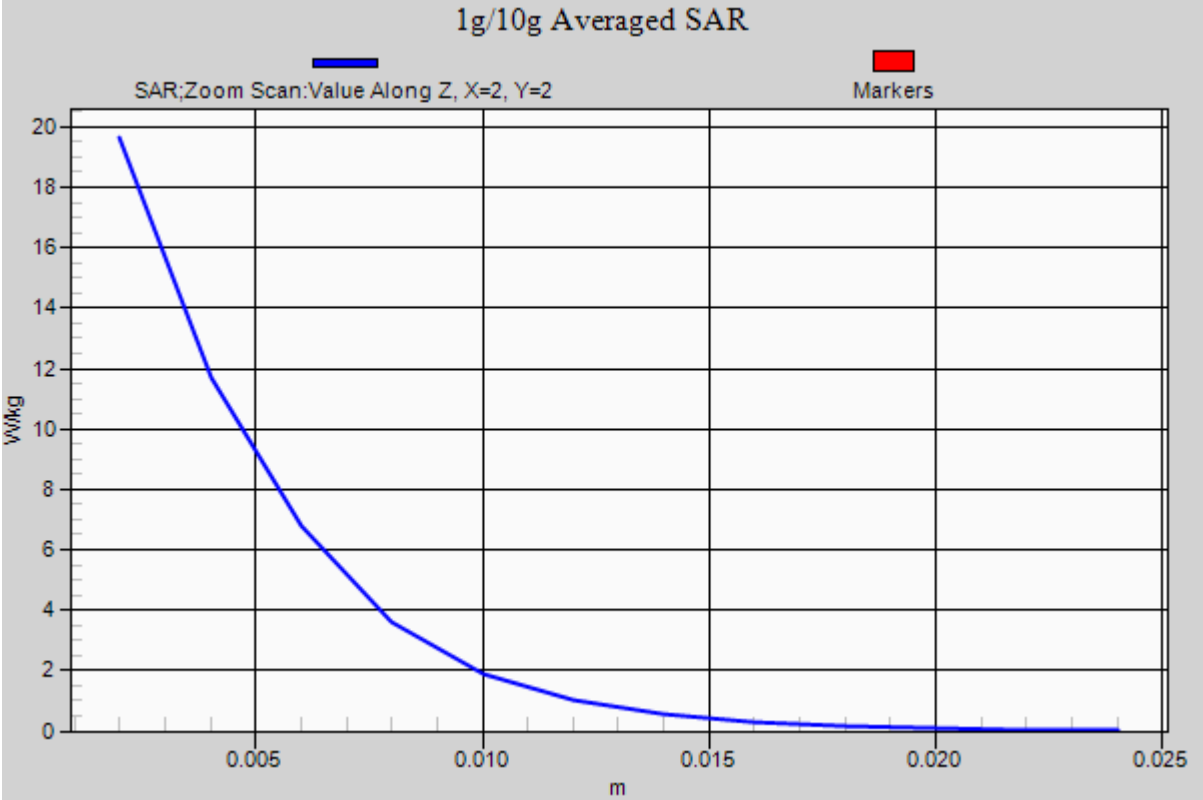

DT&C Co., Ltd.

DUT: Dipole 5000 MHz; Type: D5GHzV2; Serial: D5GHzV2 - SN:1103

Communication System: CW (0); Frequency: 5800 MHz;Duty Cycle: 1:1
Medium parameters used: f = 5800 MHz; σ = 5.127 S/m; ε_r = 36.028; ρ = 1000 kg/m^3
Phantom section: Flat Section

DASY5 Configuration:
Probe: EX3DV4 - SN3930; ConvF(4.69, 4.69, 4.69); Calibrated: 7/28/2016; ; Electronics: DAE4 Sn1392
Phantom: SAM with CRP_2016_07_22_middle; Type: QD000P40CD; Serial: TP:1786
Measurement SW: DASY52, Version 52.8 (8); SEMCAD X Version 14.6.10 (7331)

Test Date: 2017-04-18; Ambient Temp: 20.9; Tissue Temp: 21.6

5800 MHz System Verification

Area Scan (7x8x1): Measurement grid: dx=10mm, dy=10mm
Zoom Scan (7x7x12)/Cube 0: Measurement grid: dx=4mm, dy=4mm, dz=2mm
Power Drift = 0.01 dB
Peak SAR (extrapolated) = 35.8 W/kg
SAR(1 g) = 8.22 W/kg; SAR(10 g) = 2.32 W/kg

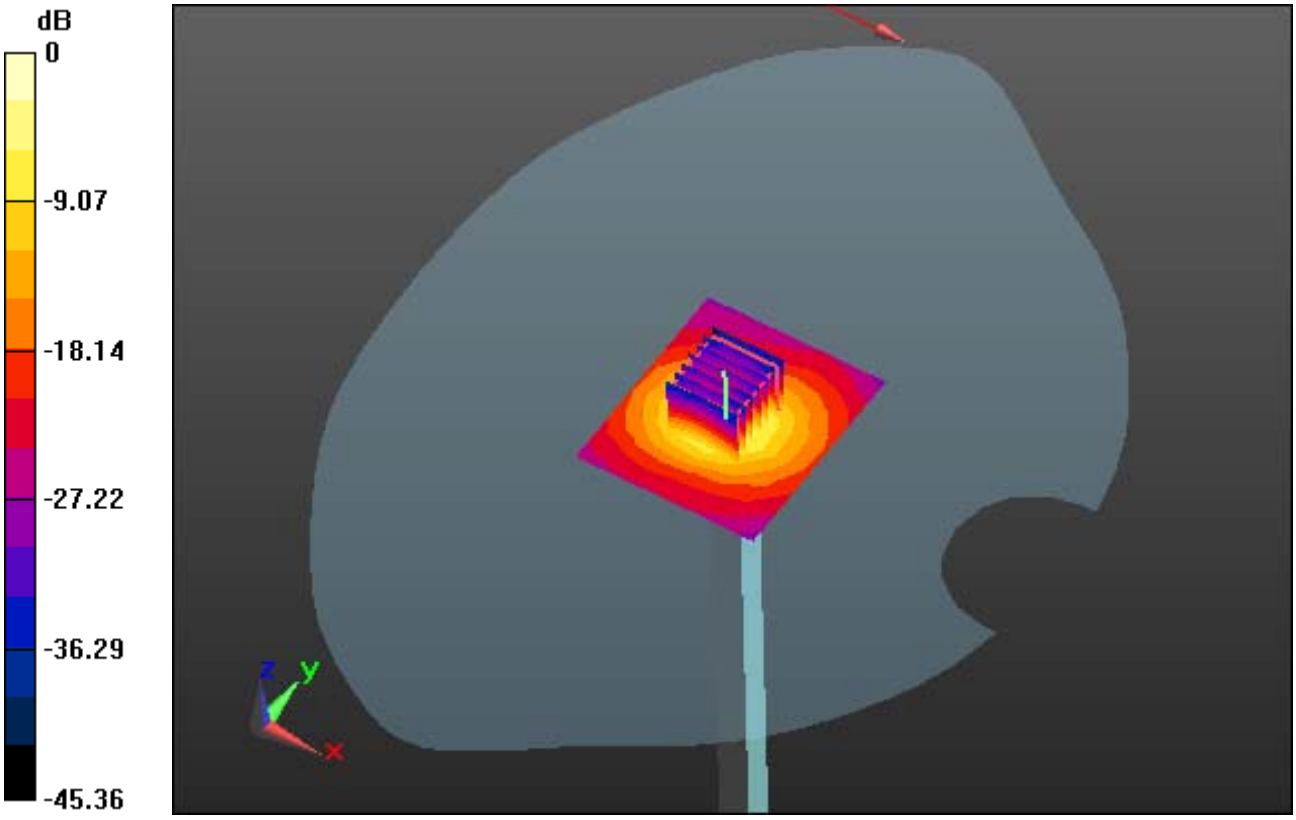

0 dB = 19.7 W/kg

DT&C Co., Ltd.

DUT: Dipole 5000 MHz; Type: D5GHzV2; Serial: D5GHzV2 - SN:1103

Communication System: CW (0); Frequency: 5800 MHz;Duty Cycle: 1:1
Medium parameters used: f = 5800 MHz; σ = 5.127 S/m; ε_r = 36.028; ρ = 1000 kg/m^3
Phantom section: Flat Section

DASY5 Configuration:
Probe: EX3DV4 - SN3930; ConvF(4.69, 4.69, 4.69); Calibrated: 7/28/2016; ; Electronics: DAE4 Sn1392
Phantom: SAM with CRP_2016_07_22_middle; Type: QD000P40CD; Serial: TP:1786
Measurement SW: DASY52, Version 52.8 (8); SEMCAD X Version 14.6.10 (7331)

Test Date: 2017-04-18; Ambient Temp: 20.9; Tissue Temp: 21.6

5800 MHz System Verification

Area Scan (7x8x1): Measurement grid: dx=10mm, dy=10mm
Zoom Scan (7x7x12)/Cube 0: Measurement grid: dx=4mm, dy=4mm, dz=2mm
Power Drift = 0.01 dB
Peak SAR (extrapolated) = 35.8 W/kg
SAR(1 g) = 8.22 W/kg; SAR(10 g) = 2.32 W/kg

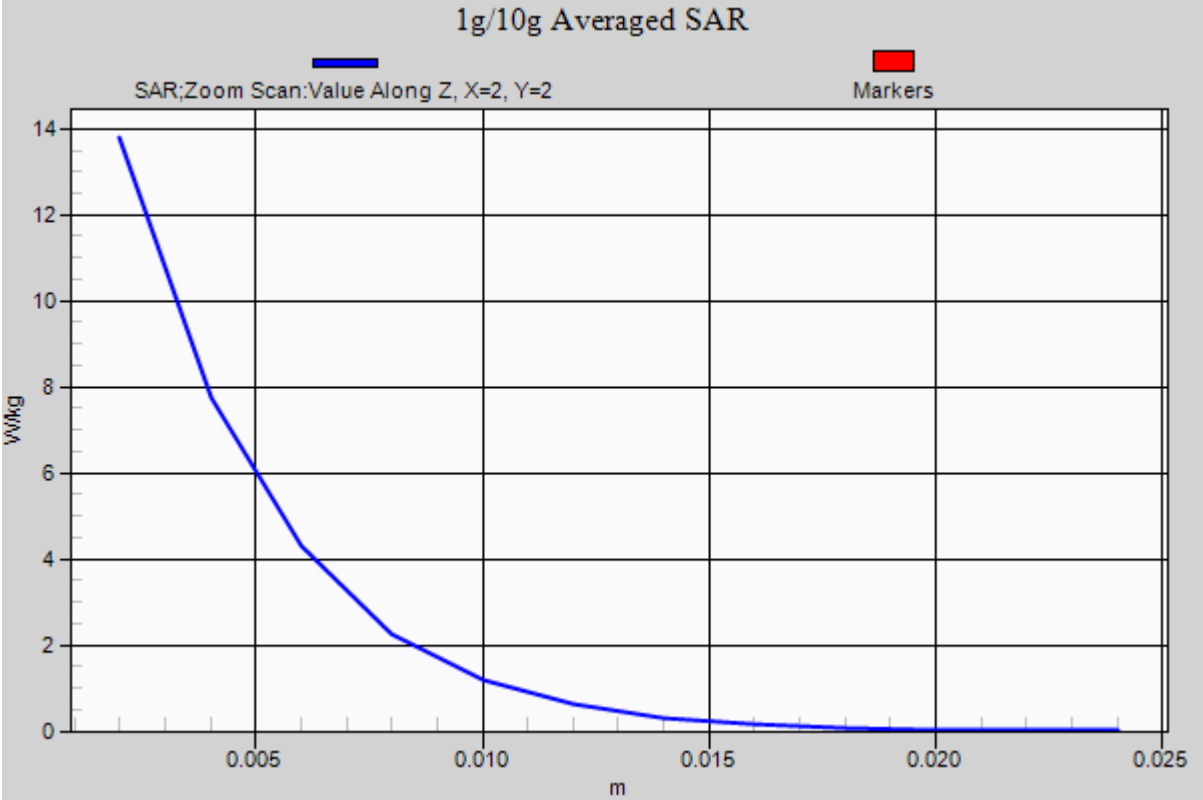

DT&C Co., Ltd.

DUT: Dipole 5000 MHz; Type: D5GHzV2; Serial: D5GHzV2 - SN:1103

Communication System: CW (0); Frequency: 5800 MHz;Duty Cycle: 1:1
Medium parameters used: f = 5800 MHz; σ = 6.233 S/m; ε_r = 50.065; ρ = 1000 kg/m^3
Phantom section: Flat Section

DASY5 Configuration:
Probe: EX3DV4 - SN3930; ConvF(4.11, 4.11, 4.11); Calibrated: 7/28/2016; ; Electronics: DAE4 Sn1392
Phantom: SAM with CRP_2016_07_22_middle; Type: QD000P40CD; Serial: TP:1786
Measurement SW: DASY52, Version 52.8 (8); SEMCAD X Version 14.6.10 (7331)

Test Date: 2017-04-18; Ambient Temp: 20.9; Tissue Temp: 21.5

5800 MHz System Verification

Area Scan (7x8x1): Measurement grid: dx=10mm, dy=10mm
Zoom Scan (7x7x12)/Cube 0: Measurement grid: dx=4mm, dy=4mm, dz=2mm
Power Drift = 0.03 dB
Peak SAR (extrapolated) = 36.8 W/kg
SAR(1 g) = 7.8 W/kg; SAR(10 g) = 2.17 W/kg

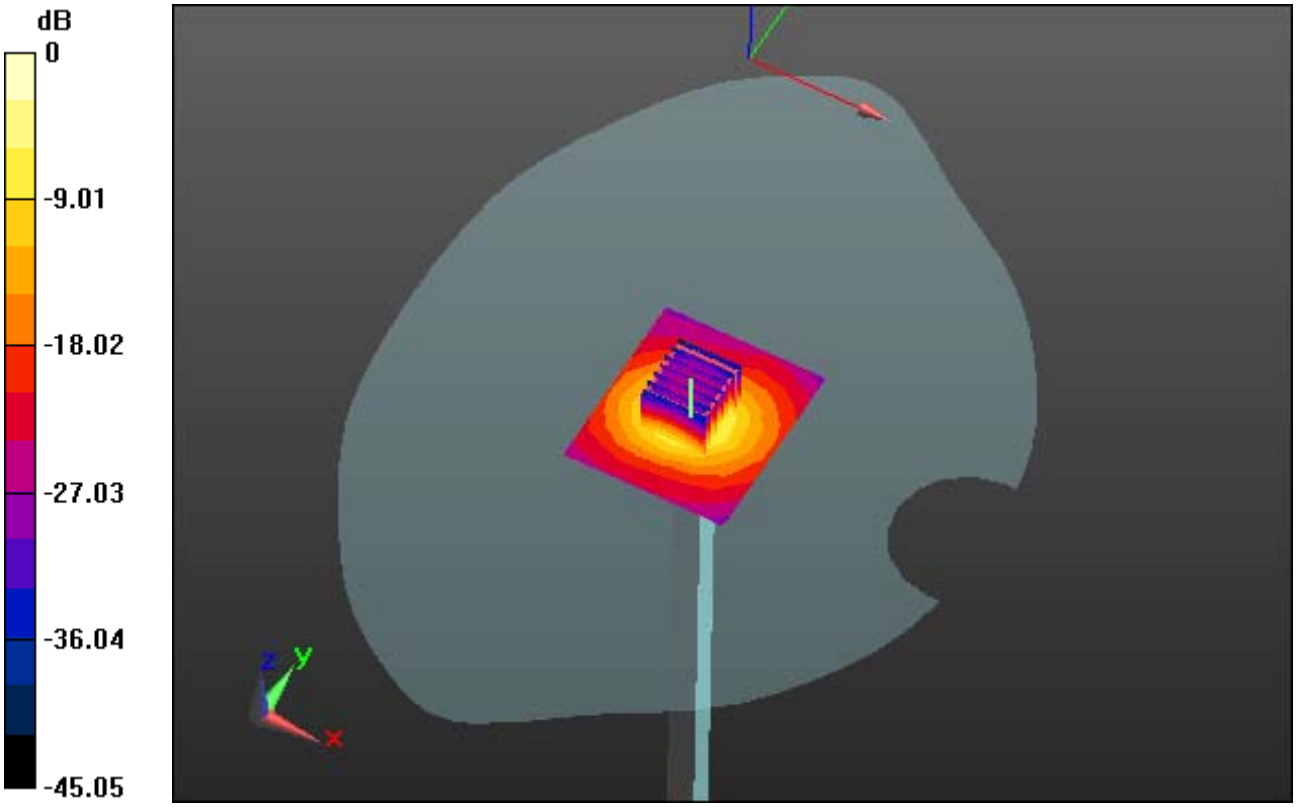

0 dB = 22.0 W/kg

DT&C Co., Ltd.

DUT: Dipole 5000 MHz; Type: D5GHzV2; Serial: D5GHzV2 - SN:1103

Communication System: CW (0); Frequency: 5800 MHz;Duty Cycle: 1:1
Medium parameters used: f = 5800 MHz; σ = 6.233 S/m; ε_r = 50.065; ρ = 1000 kg/m^3
Phantom section: Flat Section

DASY5 Configuration:
Probe: EX3DV4 - SN3930; ConvF(4.11, 4.11, 4.11); Calibrated: 7/28/2016; ; Electronics: DAE4 Sn1392
Phantom: SAM with CRP_2016_07_22_middle; Type: QD000P40CD; Serial: TP:1786
Measurement SW: DASY52, Version 52.8 (8); SEMCAD X Version 14.6.10 (7331)

Test Date: 2017-04-18; Ambient Temp: 20.9; Tissue Temp: 21.5

5800 MHz System Verification

Area Scan (7x8x1): Measurement grid: dx=10mm, dy=10mm
Zoom Scan (7x7x12)/Cube 0: Measurement grid: dx=4mm, dy=4mm, dz=2mm
Power Drift = 0.03 dB
Peak SAR (extrapolated) = 36.8 W/kg
SAR(1 g) = 7.8 W/kg; SAR(10 g) = 2.17 W/kg

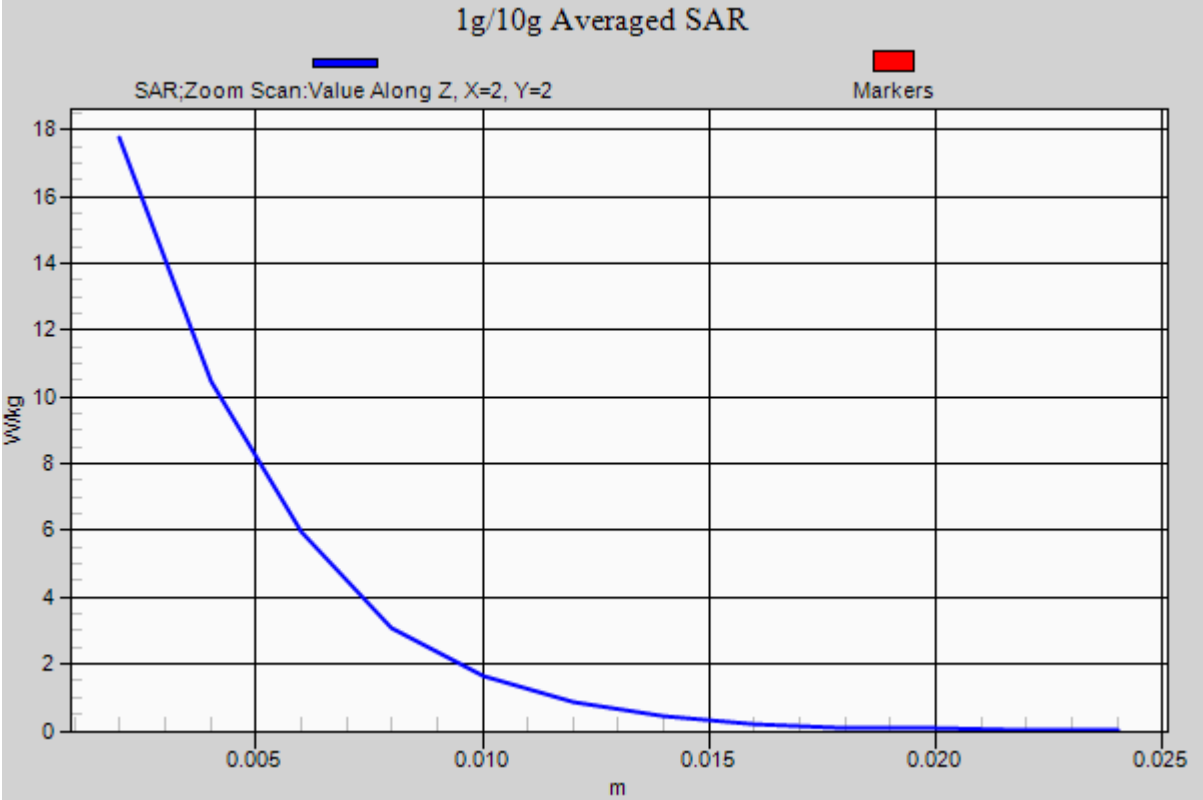

DT&C Co., Ltd.

DUT: PM80; Type: PDA

Communication System: WCDMA 850 (0); Frequency: 836.6 MHz;Duty Cycle: 1:1
Medium parameters used: f = 836.6 MHz; σ = 0.896 S/m; ε_r = 41.096; ρ = 1000 kg/m^3
Phantom section: Left Section

DASY5 Configuration:
Probe: ES3DV3 - SN3328; ConvF(6.5, 6.5, 6.5); Calibrated: 3/21/2017; Electronics: DAE4 Sn1392
Phantom: SAM with CRP_2016_07_22_middle; Type: QD000P40CD; Serial: TP:1786
Measurement SW: DASY52, Version 52.8 (8); SEMCAD X Version 14.6.10 (7331)

Test Date: 2017-04-05; Ambient Temp: 20.9; Tissue Temp: 21.8

Left Touch, WCDMA Band 5 Ch. 4183, Ant Internal, Standard Battery

Area Scan (9x13x1): Measurement grid: dx=15mm, dy=15mm
Zoom Scan (5x5x7)/Cube 0: Measurement grid: dx=8mm, dy=8mm, dz=5mm
Power Drift = -0.13 dB
Peak SAR (extrapolated) = 0.165 W/kg
SAR(1 g) = 0.134 W/kg; SAR(10 g) = 0.102 W/kg

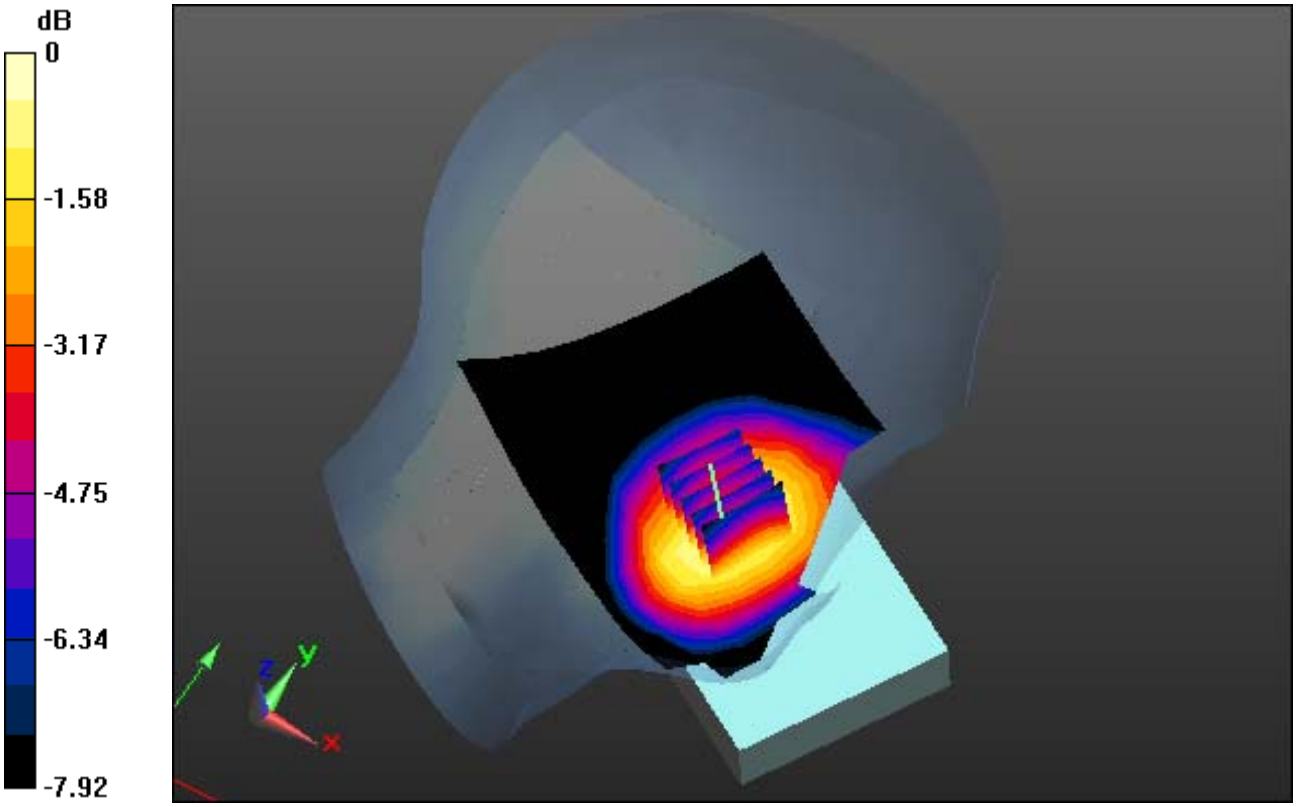

0 dB = 0.145 W/kg

DT&C Co., Ltd.

DUT: PM80; Type: PDA

Communication System: WCDMA 850 (0); Frequency: 836.6 MHz;Duty Cycle: 1:1
Medium parameters used: f = 836.6 MHz; σ = 0.896 S/m; ε_r = 41.096; ρ = 1000 kg/m^3
Phantom section: Left Section

DASY5 Configuration:
Probe: ES3DV3 - SN3328; ConvF(6.5, 6.5, 6.5); Calibrated: 3/21/2017; Electronics: DAE4 Sn1392
Phantom: SAM with CRP_2016_07_22_middle; Type: QD000P40CD; Serial: TP:1786
Measurement SW: DASY52, Version 52.8 (8); SEMCAD X Version 14.6.10 (7331)

Test Date: 2017-04-05; Ambient Temp: 20.9; Tissue Temp: 21.8

Left Touch, WCDMA Band 5 Ch. 4183, Ant Internal, Standard Battery

With Enlarge Plot image

Area Scan (9x13x1): Measurement grid: dx=15mm, dy=15mm
Zoom Scan (5x5x7)/Cube 0: Measurement grid: dx=8mm, dy=8mm, dz=5mm
Power Drift = -0.13 dB
Peak SAR (extrapolated) = 0.165 W/kg
SAR(1 g) = 0.134 W/kg; SAR(10 g) = 0.102 W/kg

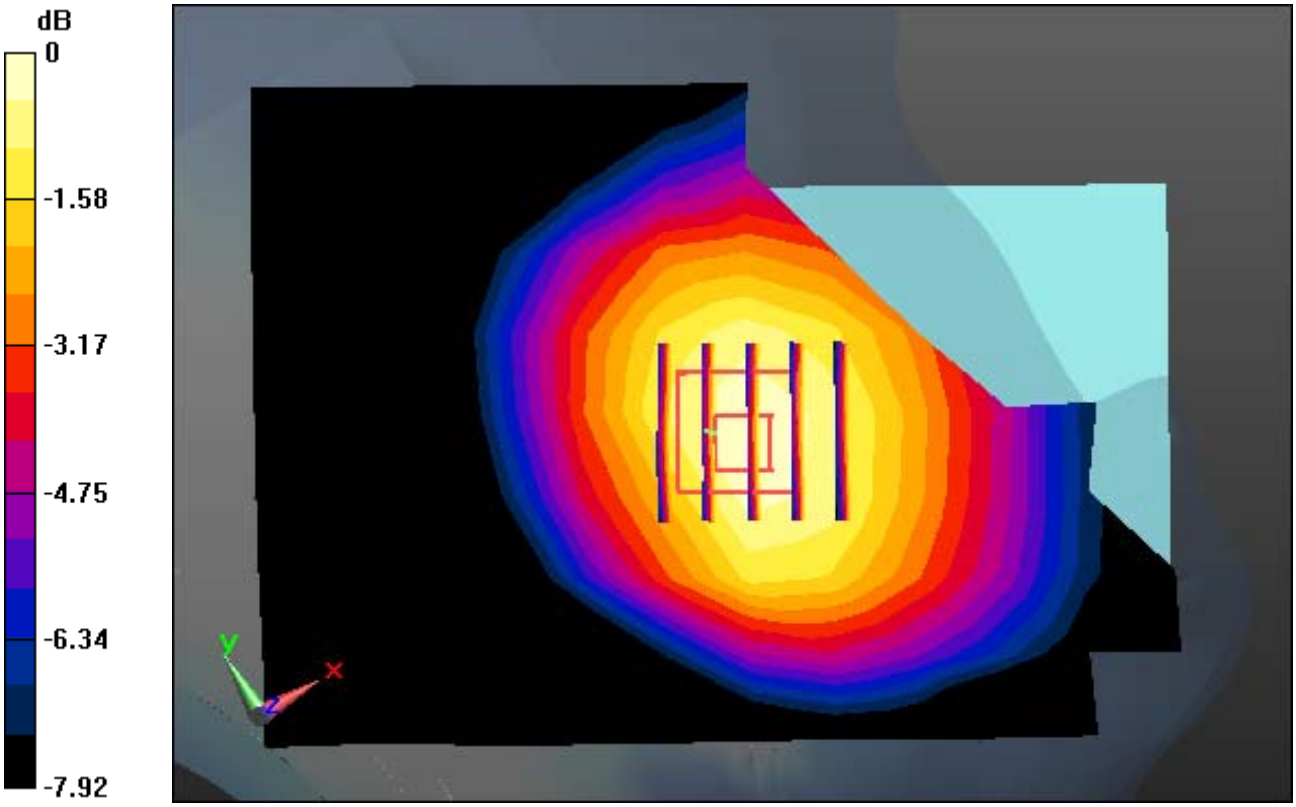

0 dB = 0.145 W/kg

DT&C Co., Ltd.

DUT: PM80; Type: PDA

Communication System: WCDMA 850 (0); Frequency: 836.6 MHz;Duty Cycle: 1:1
Medium parameters used: f = 836.6 MHz; σ = 0.896 S/m; ε_r = 41.096; ρ = 1000 kg/m^3
Phantom section: Left Section

DASY5 Configuration:
Probe: ES3DV3 - SN3328; ConvF(6.5, 6.5, 6.5); Calibrated: 3/21/2017; Electronics: DAE4 Sn1392
Phantom: SAM with CRP_2016_07_22_middle; Type: QD000P40CD; Serial: TP:1786
Measurement SW: DASY52, Version 52.8 (8); SEMCAD X Version 14.6.10 (7331)

Test Date: 2017-04-05; Ambient Temp: 20.9; Tissue Temp: 21.8

Left Touch, WCDMA Band 5 Ch. 4183, Ant Internal, Standard Battery

Area Scan (9x13x1): Measurement grid: dx=15mm, dy=15mm
Zoom Scan (5x5x7)/Cube 0: Measurement grid: dx=8mm, dy=8mm, dz=5mm
Power Drift = -0.13 dB
Peak SAR (extrapolated) = 0.165 W/kg
SAR(1 g) = 0.134 W/kg; SAR(10 g) = 0.102 W/kg

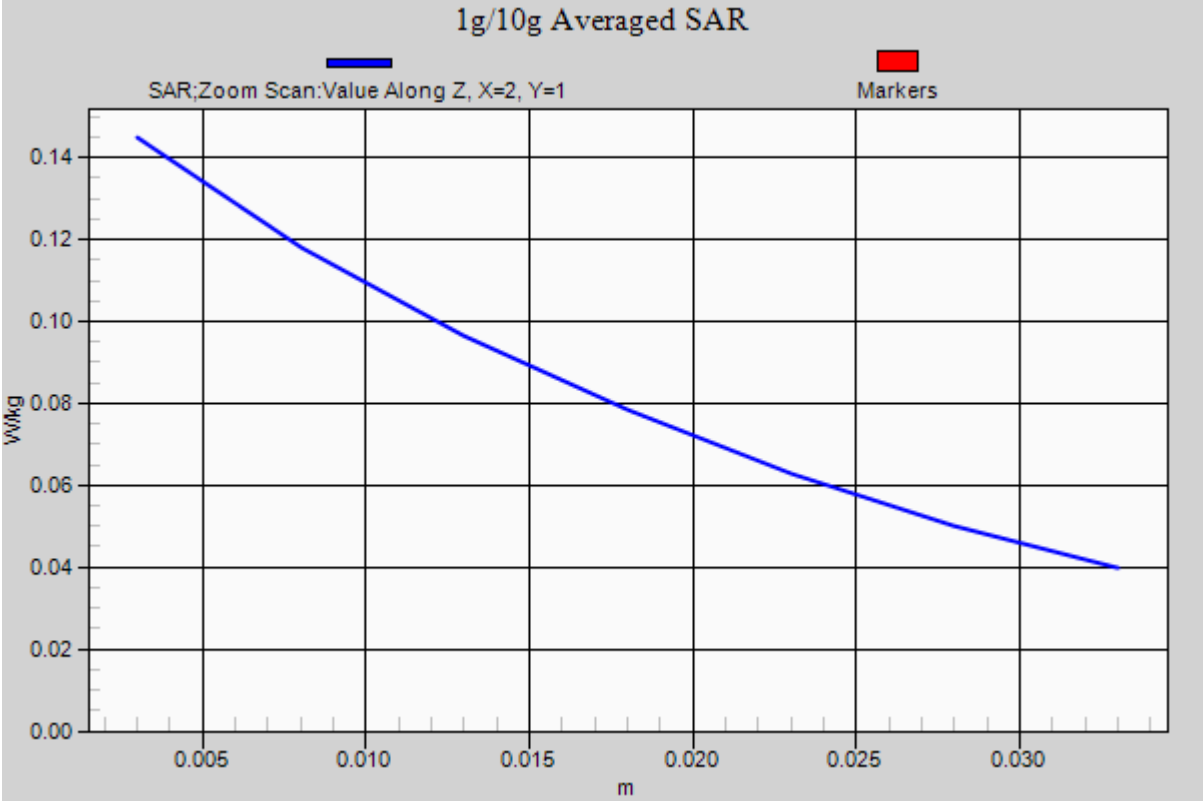

DT&C Co., Ltd.

DUT: PM80; Type: PDA

Communication System: WCDMA 1900 (0); Frequency: 1880 MHz;Duty Cycle: 1:1
Medium parameters used: f = 1880 MHz; σ = 1.376 S/m; ε_r = 40.586; ρ = 1000 kg/m^3
Phantom section: Left Section

DASY5 Configuration:
Probe: ES3DV3 - SN3328; ConvF(5.27, 5.27, 5.27); Calibrated: 3/21/2017; Electronics: DAE4 Sn1392
Phantom: SAM with CRP_2016_07_22_middle; Type: QD000P40CD; Serial: TP:1786
Measurement SW: DASY52, Version 52.8 (8); SEMCAD X Version 14.6.10 (7331)

Test Date: 2017-04-04; Ambient Temp: 21.1; Tissue Temp: 22.0

Left Touch, WCDMA Band 2 Ch. 9400, Ant Internal, Standard Battery

Area Scan (9x13x1): Measurement grid: dx=15mm, dy=15mm
Zoom Scan (5x5x7)/Cube 0: Measurement grid: dx=8mm, dy=8mm, dz=5mm
Power Drift = -0.17 dB
Peak SAR (extrapolated) = 0.378 W/kg
SAR(1 g) = 0.244 W/kg; SAR(10 g) = 0.150 W/kg

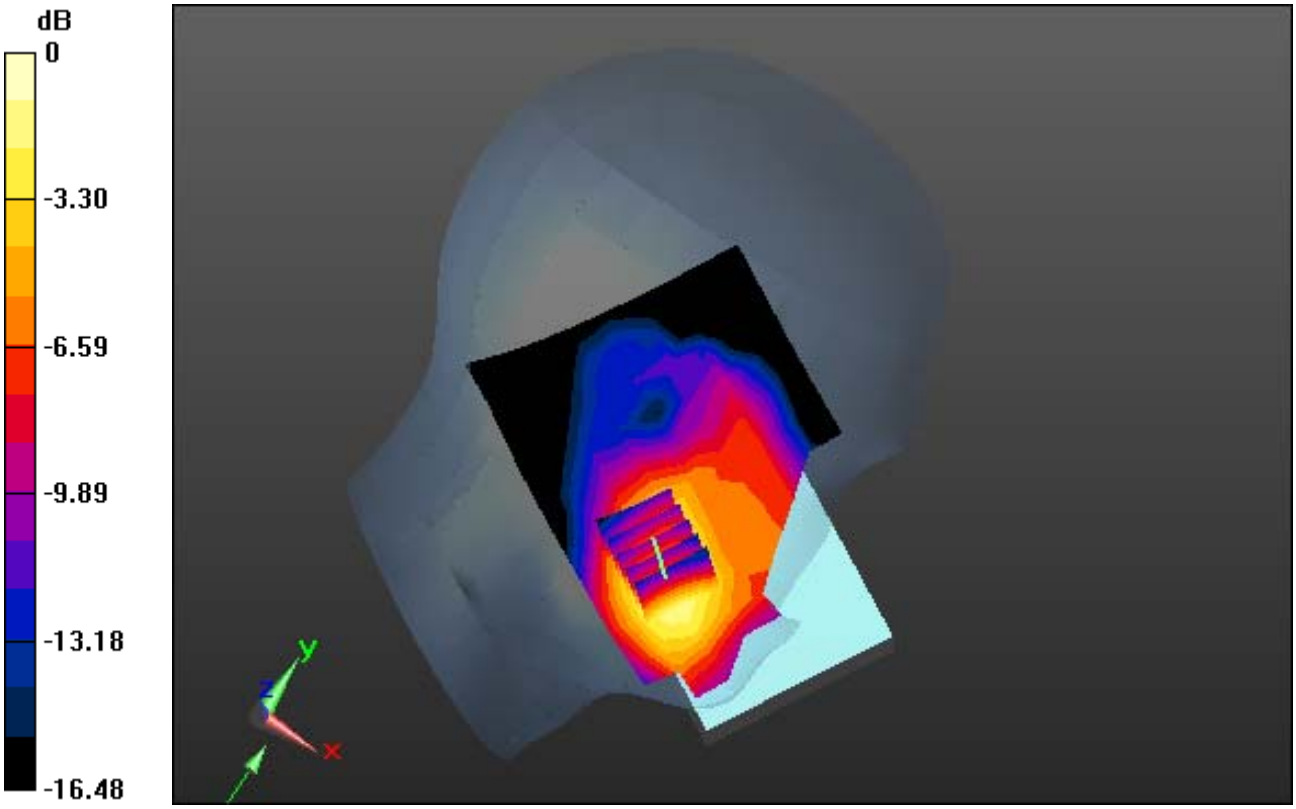

0 dB = 0.291 W/kg

DT&C Co., Ltd.

DUT: PM80; Type: PDA

Communication System: WCDMA 1900 (0); Frequency: 1880 MHz;Duty Cycle: 1:1
Medium parameters used: f = 1880 MHz; σ = 1.376 S/m; ε_r = 40.586; ρ = 1000 kg/m^3
Phantom section: Left Section

DASY5 Configuration:
Probe: ES3DV3 - SN3328; ConvF(5.27, 5.27, 5.27); Calibrated: 3/21/2017; Electronics: DAE4 Sn1392
Phantom: SAM with CRP_2016_07_22_middle; Type: QD000P40CD; Serial: TP:1786
Measurement SW: DASY52, Version 52.8 (8); SEMCAD X Version 14.6.10 (7331)

Test Date: 2017-04-04; Ambient Temp: 21.1; Tissue Temp: 22.0

Left Touch, WCDMA Band 2 Ch. 9400, Ant Internal, Standard Battery

With Enlarge Plot image

Area Scan (9x13x1): Measurement grid: dx=15mm, dy=15mm
Zoom Scan (5x5x7)/Cube 0: Measurement grid: dx=8mm, dy=8mm, dz=5mm
Power Drift = -0.17 dB
Peak SAR (extrapolated) = 0.378 W/kg
SAR(1 g) = 0.244 W/kg; SAR(10 g) = 0.150 W/kg

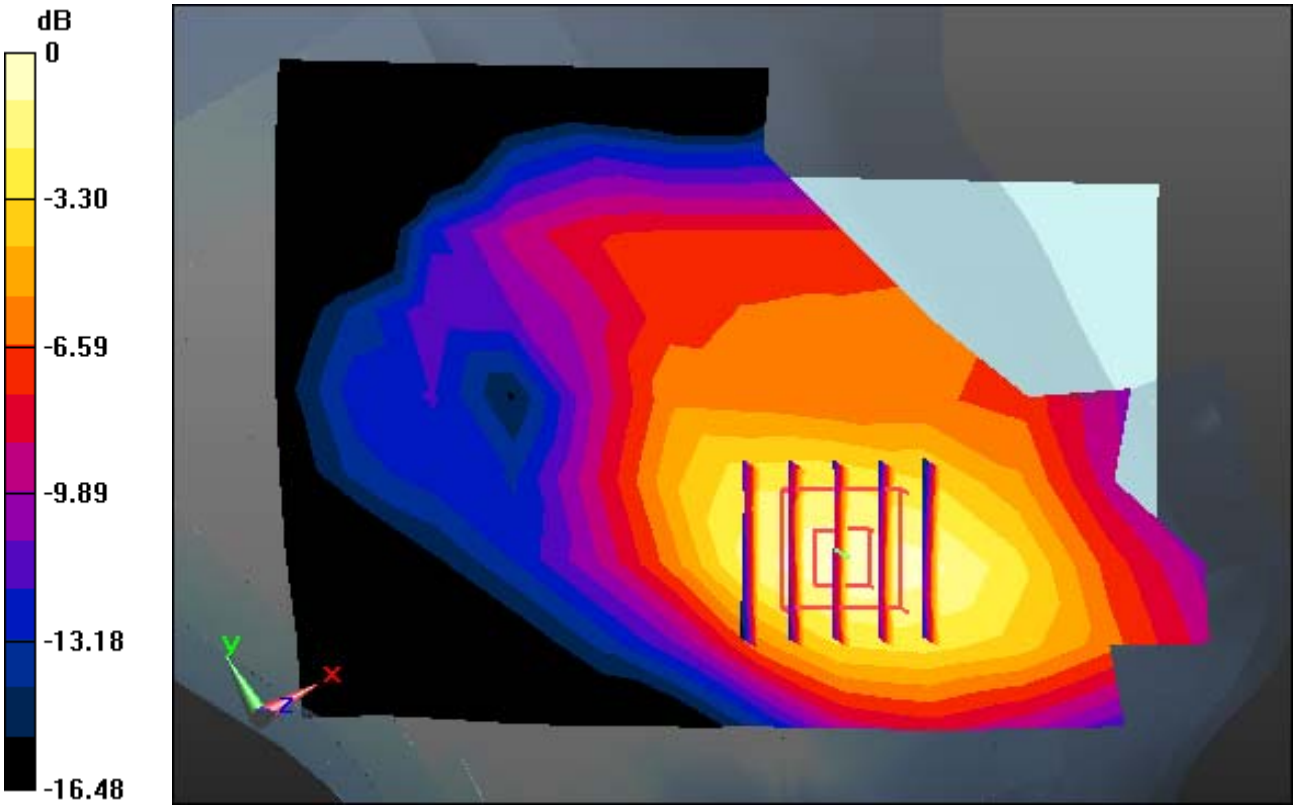

0 dB = 0.291 W/kg

DT&C Co., Ltd.

DUT: PM80; Type: PDA

Communication System: WCDMA 1900 (0); Frequency: 1880 MHz;Duty Cycle: 1:1
Medium parameters used: f = 1880 MHz; σ = 1.376 S/m; ε_r = 40.586; ρ = 1000 kg/m^3
Phantom section: Left Section

DASY5 Configuration:
Probe: ES3DV3 - SN3328; ConvF(5.27, 5.27, 5.27); Calibrated: 3/21/2017; Electronics: DAE4 Sn1392
Phantom: SAM with CRP_2016_07_22_middle; Type: QD000P40CD; Serial: TP:1786
Measurement SW: DASY52, Version 52.8 (8); SEMCAD X Version 14.6.10 (7331)

Test Date: 2017-04-04; Ambient Temp: 21.1; Tissue Temp: 22.0

Left Touch, WCDMA Band 2 Ch. 9400, Ant Internal, Standard Battery

Area Scan (9x13x1): Measurement grid: dx=15mm, dy=15mm
Zoom Scan (5x5x7)/Cube 0: Measurement grid: dx=8mm, dy=8mm, dz=5mm
Power Drift = -0.17 dB
Peak SAR (extrapolated) = 0.378 W/kg
SAR(1 g) = 0.244 W/kg; SAR(10 g) = 0.150 W/kg

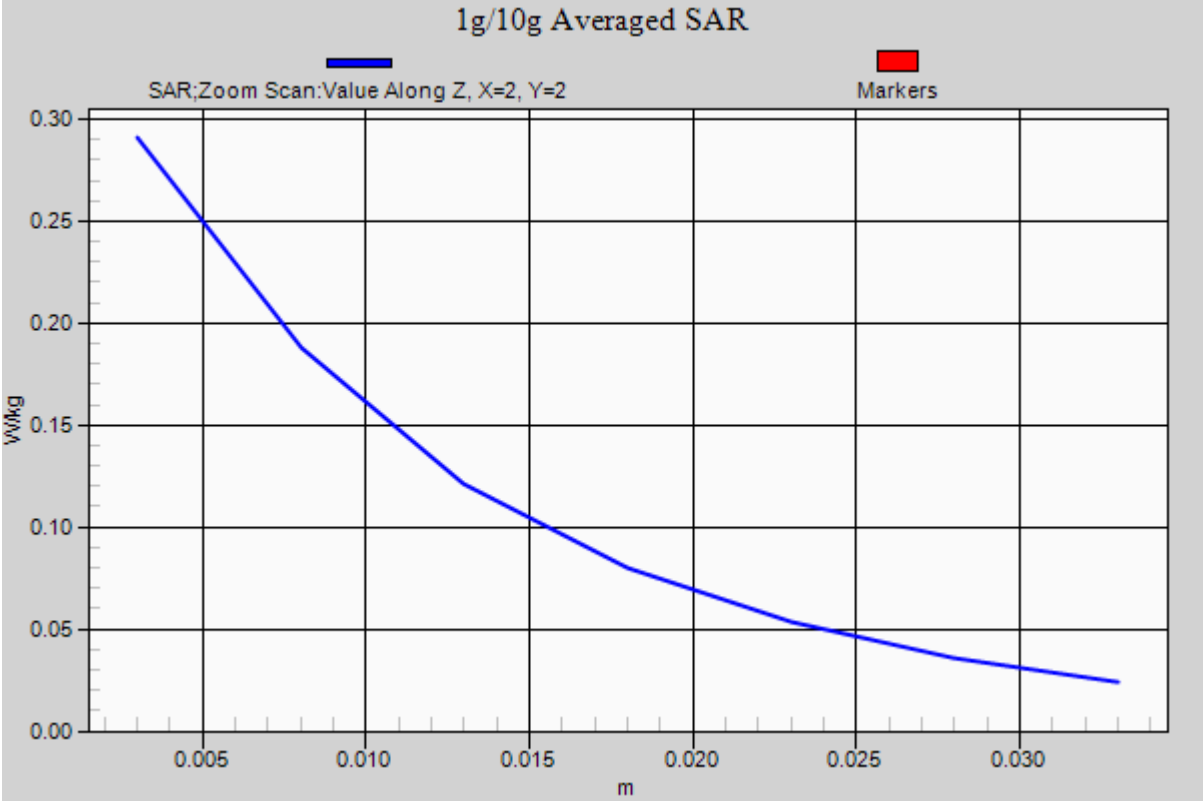

DT&C Co., Ltd.

DUT: PM80; Type: PDA

Communication System: LTE Band 17 (0); Frequency: 710 MHz;Duty Cycle: 1:1
Medium parameters used: f = 710 MHz; σ = 0.858 S/m; ε_r = 42.409; ρ = 1000 kg/m^3
Phantom section: Right Section

DASY5 Configuration:
Probe: ES3DV3 - SN3328; ConvF(6.76, 6.76, 6.76); Calibrated: 3/21/2017; Electronics: DAE4 Sn1392
Phantom: SAM with CRP_2016_07_22_middle; Type: QD000P40CD; Serial: TP:1786
Measurement SW: DASY52, Version 52.8 (8); SEMCAD X Version 14.6.10 (7331)

Test Date: 2017-04-12; Ambient Temp: 21.1; Tissue Temp: 21.9

Right Touch, LTE Band 17 Ch. 23790, Ant Internal, Standard Battery

Mode : BandWidth 10 MHz, QPSK, RB Size: 1

Area Scan (9x13x1): Measurement grid: dx=15mm, dy=15mm
Zoom Scan (5x5x7)/Cube 0: Measurement grid: dx=8mm, dy=8mm, dz=5mm
Power Drift = 0.20 dB
Peak SAR (extrapolated) = 0.181 W/kg
SAR(1 g) = 0.143 W/kg; SAR(10 g) = 0.111 W/kg

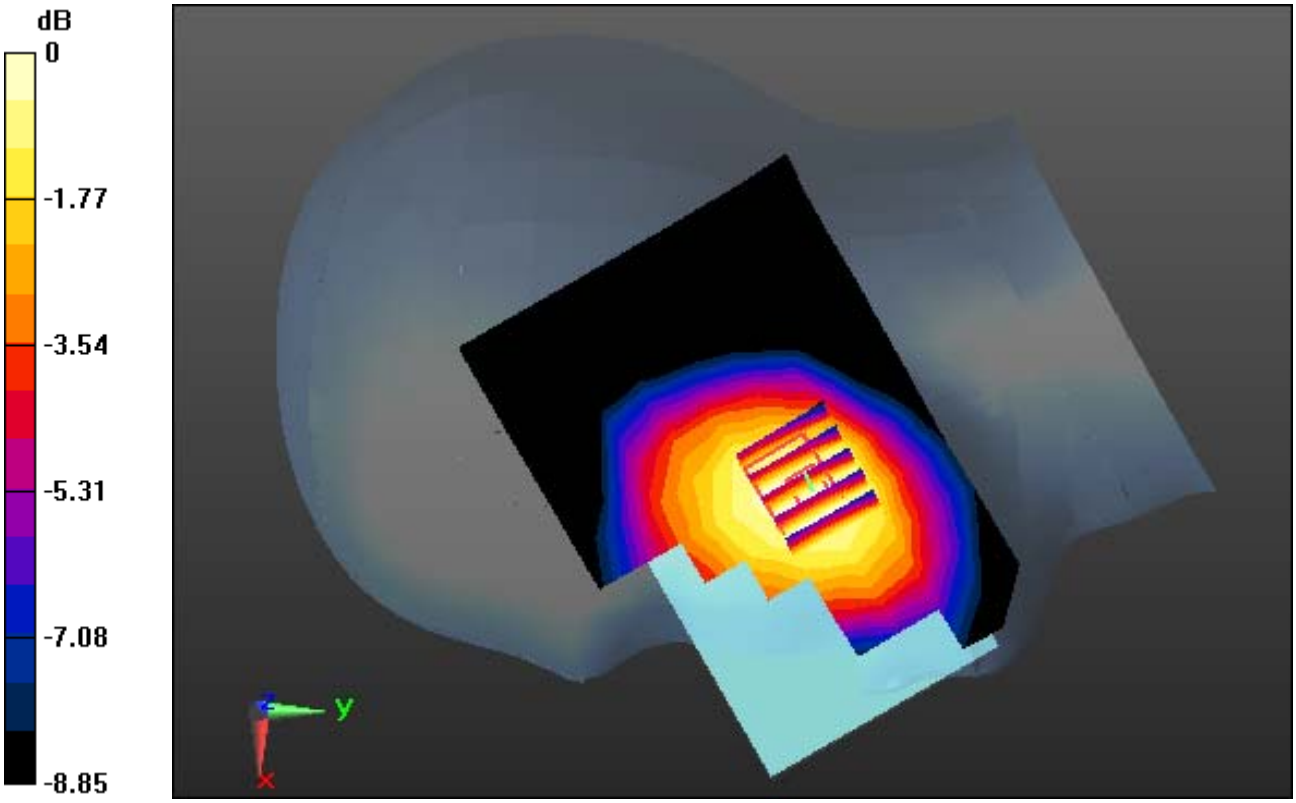

0 dB = 0.158 W/kg

DT&C Co., Ltd.

DUT: PM80; Type: PDA

Communication System: LTE Band 17 (0); Frequency: 710 MHz;Duty Cycle: 1:1
Medium parameters used: f = 710 MHz; σ = 0.858 S/m; ε_r = 42.409; ρ = 1000 kg/m^3
Phantom section: Right Section

DASY5 Configuration:
Probe: ES3DV3 - SN3328; ConvF(6.76, 6.76, 6.76); Calibrated: 3/21/2017; Electronics: DAE4 Sn1392
Phantom: SAM with CRP_2016_07_22_middle; Type: QD000P40CD; Serial: TP:1786
Measurement SW: DASY52, Version 52.8 (8); SEMCAD X Version 14.6.10 (7331)

Test Date: 2017-04-12; Ambient Temp: 21.1; Tissue Temp: 21.9

Right Touch, LTE Band 17 Ch. 23790, Ant Internal, Standard Battery

Mode : BandWidth 10 MHz, QPSK, RB Size: 1

With Enlarge Plot image

Area Scan (9x13x1): Measurement grid: dx=15mm, dy=15mm
Zoom Scan (5x5x7)/Cube 0: Measurement grid: dx=8mm, dy=8mm, dz=5mm
Power Drift = 0.20 dB
Peak SAR (extrapolated) = 0.181 W/kg
SAR(1 g) = 0.143 W/kg; SAR(10 g) = 0.111 W/kg

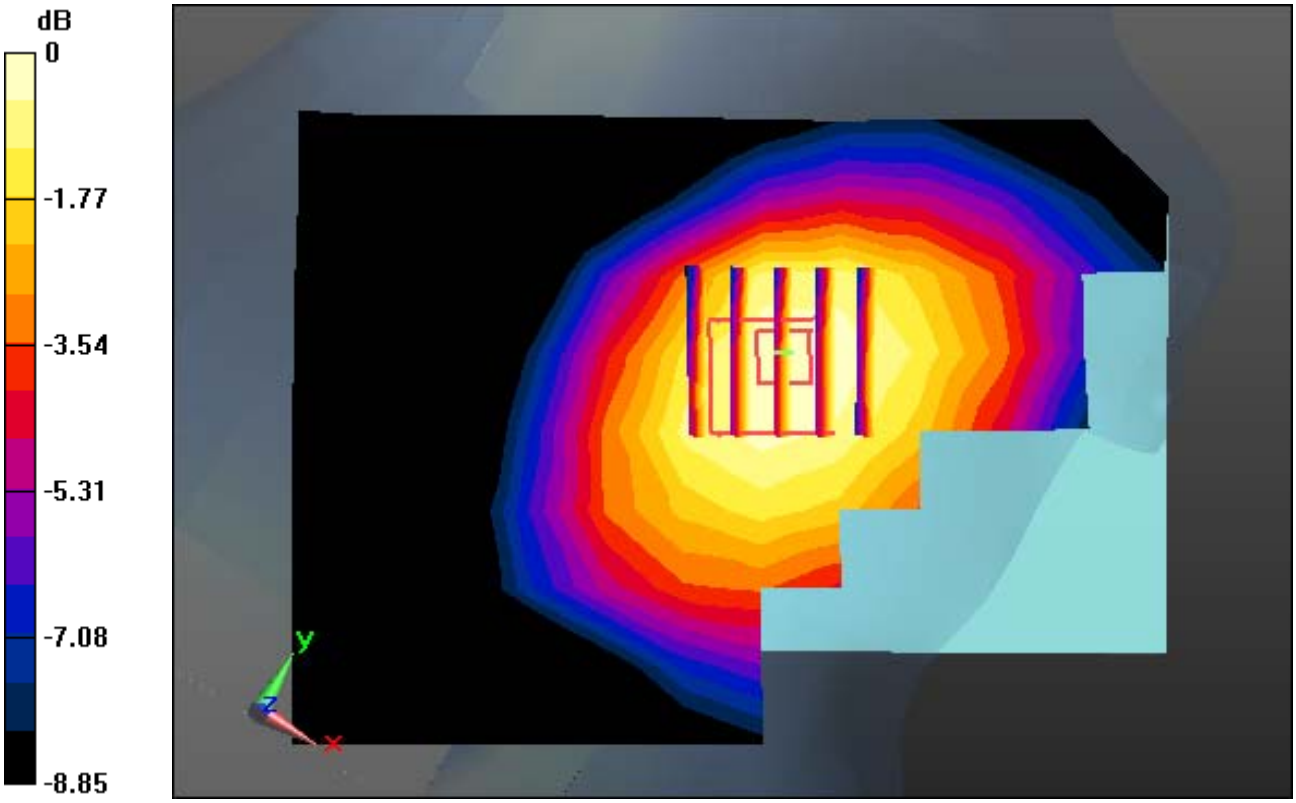

0 dB = 0.158 W/kg

DT&C Co., Ltd.

DUT: PM80; Type: PDA

Communication System: LTE Band 17 (0); Frequency: 710 MHz;Duty Cycle: 1:1
Medium parameters used: f = 710 MHz; σ = 0.858 S/m; ε_r = 42.409; ρ = 1000 kg/m^3
Phantom section: Right Section

DASY5 Configuration:
Probe: ES3DV3 - SN3328; ConvF(6.76, 6.76, 6.76); Calibrated: 3/21/2017; Electronics: DAE4 Sn1392
Phantom: SAM with CRP_2016_07_22_middle; Type: QD000P40CD; Serial: TP:1786
Measurement SW: DASY52, Version 52.8 (8); SEMCAD X Version 14.6.10 (7331)

Test Date: 2017-04-12; Ambient Temp: 21.1; Tissue Temp: 21.9

Right Touch, LTE Band 17 Ch. 23790, Ant Internal, Standard Battery

Mode : BandWidth 10 MHz, QPSK, RB Size: 1

Area Scan (9x13x1): Measurement grid: dx=15mm, dy=15mm
Zoom Scan (5x5x7)/Cube 0: Measurement grid: dx=8mm, dy=8mm, dz=5mm
Power Drift = 0.20 dB
Peak SAR (extrapolated) = 0.181 W/kg
SAR(1 g) = 0.143 W/kg; SAR(10 g) = 0.111 W/kg

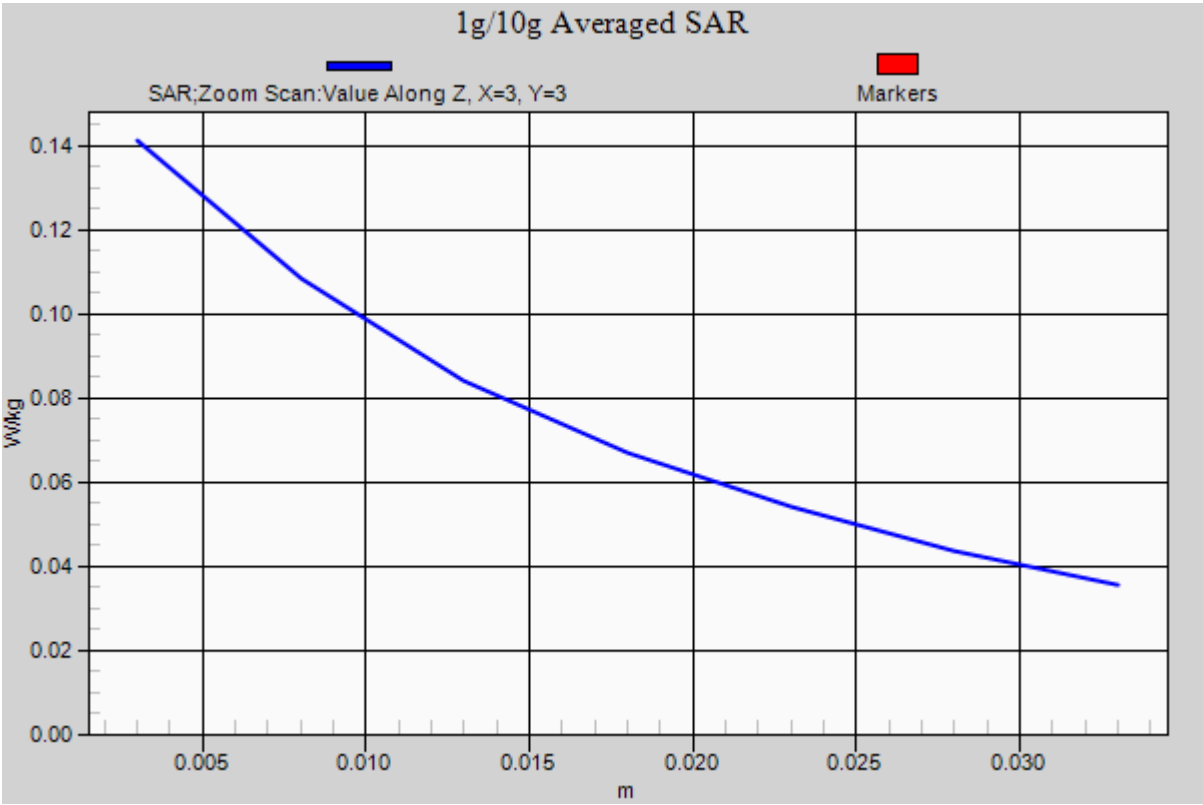

DT&C Co., Ltd.

DUT: PM80; Type: PDA

Communication System: LTE Band 5(FCC) (0); Frequency: 836.5 MHz;Duty Cycle: 1:1
Medium parameters used: f = 836.5 MHz; σ = 0.895 S/m; ε_r = 41.194; ρ = 1000 kg/m^3
Phantom section: Right Section

DASY5 Configuration:
Probe: ES3DV3 - SN3328; ConvF(6.5, 6.5, 6.5); Calibrated: 3/21/2017; Electronics: DAE4 Sn1392
Phantom: SAM with CRP_2016_07_22_middle; Type: QD000P40CD; Serial: TP:1786
Measurement SW: DASY52, Version 52.8 (8); SEMCAD X Version 14.6.10 (7331)

Test Date: 2017-04-10; Ambient Temp: 20.8; Tissue Temp: 22.2

Right Touch, LTE Band 5 Ch. 20525, Ant Internal, Standard Battery

Mode : BandWidth 10 MHz, QPSK, RB Size: 1

Area Scan (9x13x1): Measurement grid: dx=15mm, dy=15mm
Zoom Scan (5x5x7)/Cube 0: Measurement grid: dx=8mm, dy=8mm, dz=5mm
Power Drift = -0.09 dB
Peak SAR (extrapolated) = 0.124 W/kg
SAR(1 g) = 0.096 W/kg; SAR(10 g) = 0.072 W/kg



0 dB = 0.106 W/kg

DT&C Co., Ltd.

DUT: PM80; Type: PDA

Communication System: LTE Band 5(FCC) (0); Frequency: 836.5 MHz;Duty Cycle: 1:1
Medium parameters used: f = 836.5 MHz; σ = 0.895 S/m; ε_r = 41.194; ρ = 1000 kg/m^3
Phantom section: Right Section

DASY5 Configuration:
Probe: ES3DV3 - SN3328; ConvF(6.5, 6.5, 6.5); Calibrated: 3/21/2017; Electronics: DAE4 Sn1392
Phantom: SAM with CRP_2016_07_22_middle; Type: QD000P40CD; Serial: TP:1786
Measurement SW: DASY52, Version 52.8 (8); SEMCAD X Version 14.6.10 (7331)

Test Date: 2017-04-10; Ambient Temp: 20.8; Tissue Temp: 22.2

Right Touch, LTE Band 5 Ch. 20525, Ant Internal, Standard Battery

Mode : BandWidth 10 MHz, QPSK, RB Size: 1

With Enlarge Plot image

Area Scan (9x13x1): Measurement grid: dx=15mm, dy=15mm
Zoom Scan (5x5x7)/Cube 0: Measurement grid: dx=8mm, dy=8mm, dz=5mm
Power Drift = -0.09 dB
Peak SAR (extrapolated) = 0.124 W/kg
SAR(1 g) = 0.096 W/kg; SAR(10 g) = 0.072 W/kg

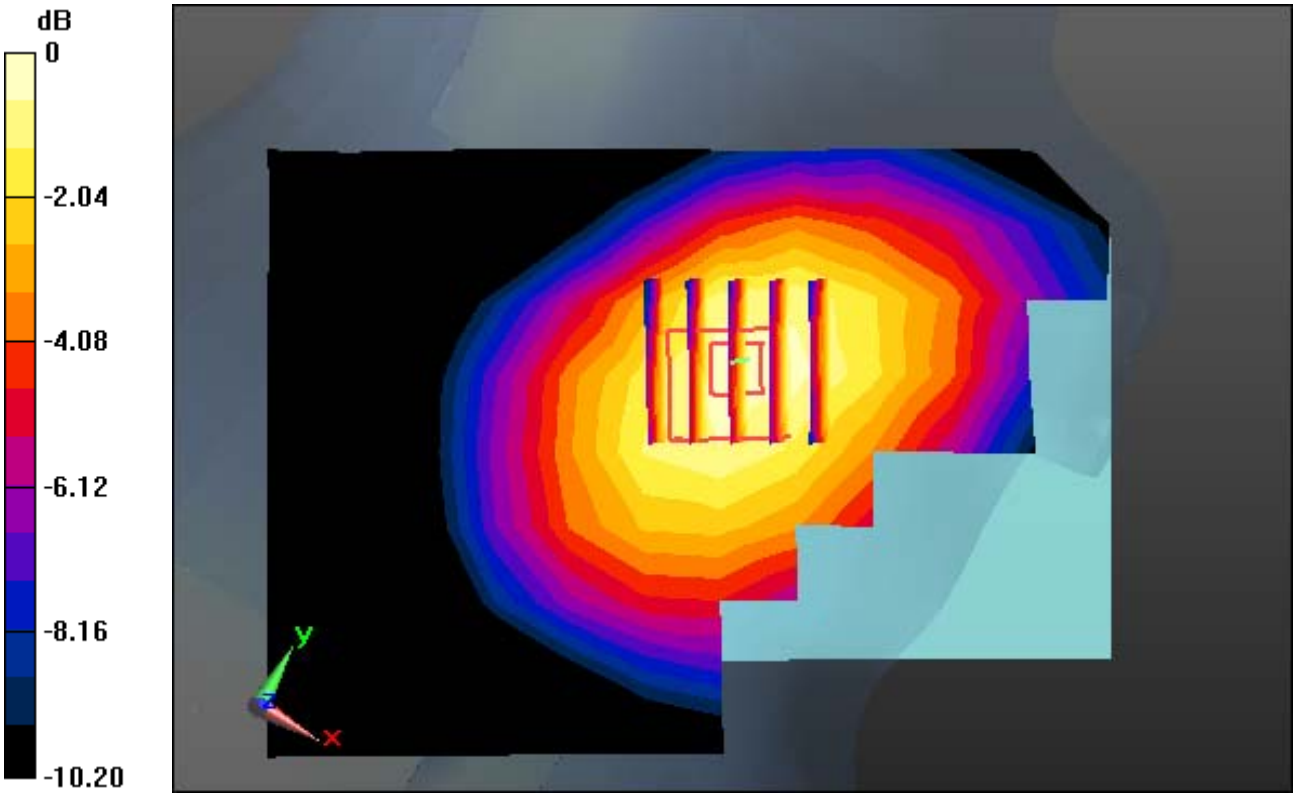

0 dB = 0.106 W/kg

DT&C Co., Ltd.

DUT: PM80; Type: PDA

Communication System: LTE Band 5(FCC) (0); Frequency: 836.5 MHz;Duty Cycle: 1:1
Medium parameters used: f = 836.5 MHz; σ = 0.895 S/m; ε_r = 41.194; ρ = 1000 kg/m^3
Phantom section: Right Section

DASY5 Configuration:
Probe: ES3DV3 - SN3328; ConvF(6.5, 6.5, 6.5); Calibrated: 3/21/2017; Electronics: DAE4 Sn1392
Phantom: SAM with CRP_2016_07_22_middle; Type: QD000P40CD; Serial: TP:1786
Measurement SW: DASY52, Version 52.8 (8); SEMCAD X Version 14.6.10 (7331)

Test Date: 2017-04-10; Ambient Temp: 20.8; Tissue Temp: 22.2

Right Touch, LTE Band 5 Ch. 20525, Ant Internal, Standard Battery

Mode : BandWidth 10 MHz, QPSK, RB Size: 1

Area Scan (9x13x1): Measurement grid: dx=15mm, dy=15mm
Zoom Scan (5x5x7)/Cube 0: Measurement grid: dx=8mm, dy=8mm, dz=5mm
Power Drift = -0.09 dB
Peak SAR (extrapolated) = 0.124 W/kg
SAR(1 g) = 0.096 W/kg; SAR(10 g) = 0.072 W/kg

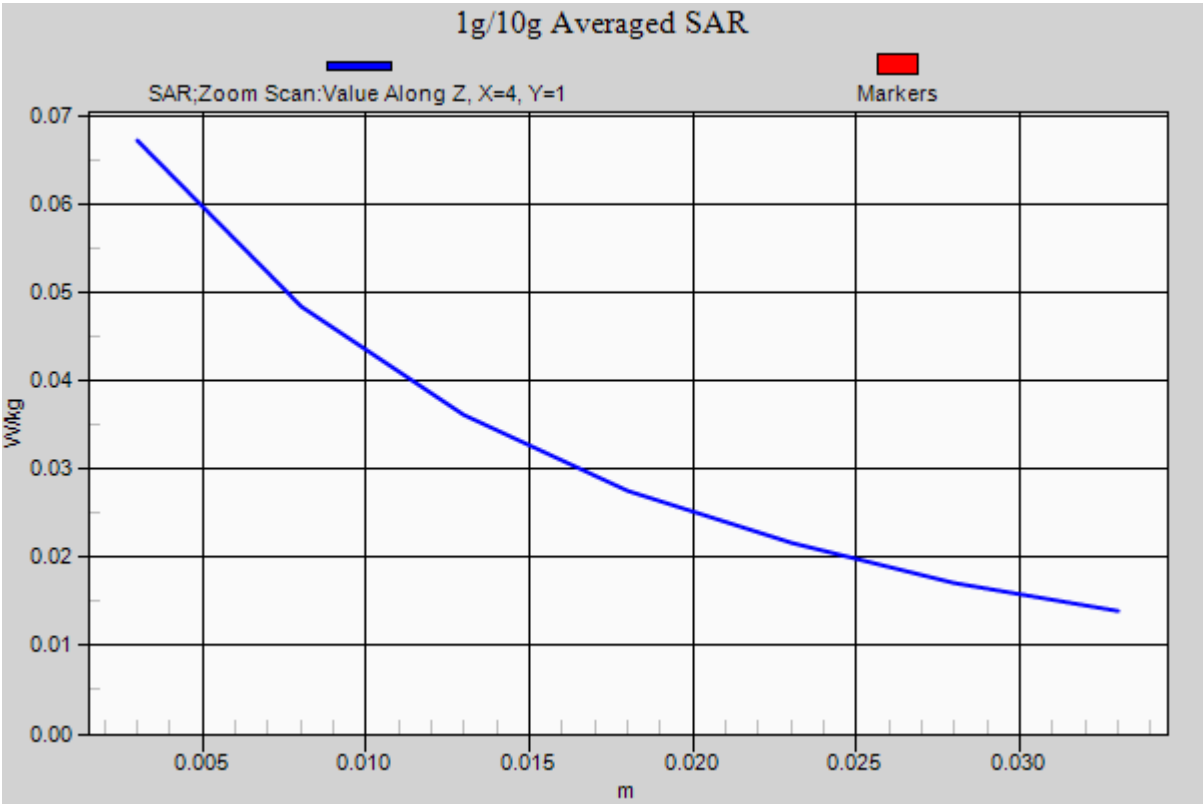

DT&C Co., Ltd.

DUT: PM80; Type: PDA

Communication System: LTE Band 4 (0); Frequency: 1732.5 MHz;Duty Cycle: 1:1
Medium parameters used: f = 1732.5 MHz; σ = 1.366 S/m; ε_r = 40.719; ρ = 1000 kg/m^3
Phantom section: Left Section

DASY5 Configuration:
Probe: ES3DV3 - SN3328; ConvF(5.5, 5.5, 5.5); Calibrated: 3/21/2017; Electronics: DAE4 Sn1392
Phantom: SAM with CRP_2016_07_22_middle; Type: QD000P40CD; Serial: TP:1786
Measurement SW: DASY52, Version 52.8 (8); SEMCAD X Version 14.6.10 (7331)

Test Date: 2017-04-07; Ambient Temp: 20.9; Tissue Temp: 22.0

Left Touch, LTE Band 4 Ch. 20175, Ant Internal, Standard Battery

Mode : BandWidth 20 MHz, QPSK, RB Size: 1

Area Scan (9x13x1): Measurement grid: dx=15mm, dy=15mm
Zoom Scan (5x5x7)/Cube 0: Measurement grid: dx=8mm, dy=8mm, dz=5mm
Power Drift = 0.09 dB
Peak SAR (extrapolated) = 0.519 W/kg
SAR(1 g) = 0.344 W/kg; SAR(10 g) = 0.218 W/kg

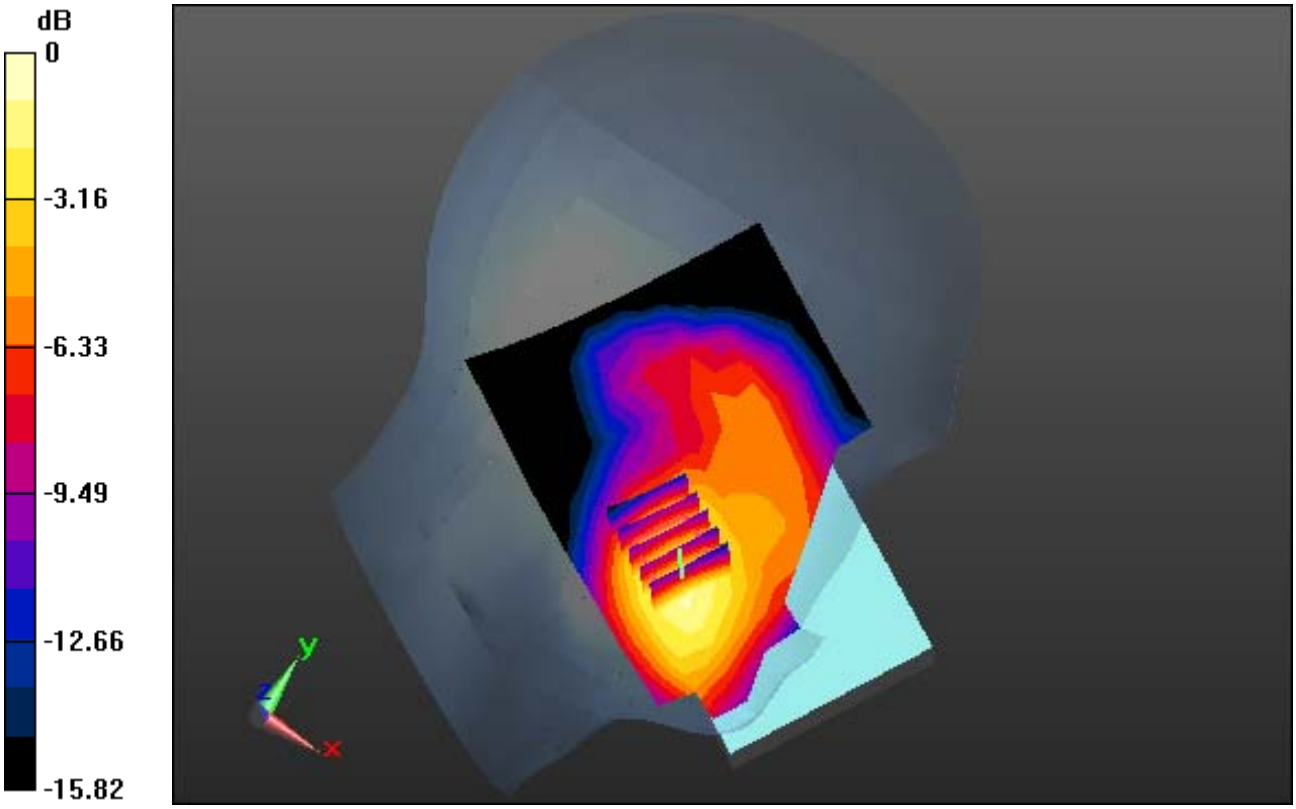

0 dB = 0.398 W/kg

DT&C Co., Ltd.

DUT: PM80; Type: PDA

Communication System: LTE Band 4 (0); Frequency: 1732.5 MHz;Duty Cycle: 1:1
Medium parameters used: f = 1732.5 MHz; σ = 1.366 S/m; ε_r = 40.719; ρ = 1000 kg/m^3
Phantom section: Left Section

DASY5 Configuration:
Probe: ES3DV3 - SN3328; ConvF(5.5, 5.5, 5.5); Calibrated: 3/21/2017; Electronics: DAE4 Sn1392
Phantom: SAM with CRP_2016_07_22_middle; Type: QD000P40CD; Serial: TP:1786
Measurement SW: DASY52, Version 52.8 (8); SEMCAD X Version 14.6.10 (7331)

Test Date: 2017-04-07; Ambient Temp: 20.9; Tissue Temp: 22.0

Left Touch, LTE Band 4 Ch. 20175, Ant Internal, Standard Battery

Mode : BandWidth 20 MHz, QPSK, RB Size: 1

With Enlarge Plot image

Area Scan (9x13x1): Measurement grid: dx=15mm, dy=15mm
Zoom Scan (5x5x7)/Cube 0: Measurement grid: dx=8mm, dy=8mm, dz=5mm
Power Drift = 0.09 dB
Peak SAR (extrapolated) = 0.519 W/kg
SAR(1 g) = 0.344 W/kg; SAR(10 g) = 0.218 W/kg

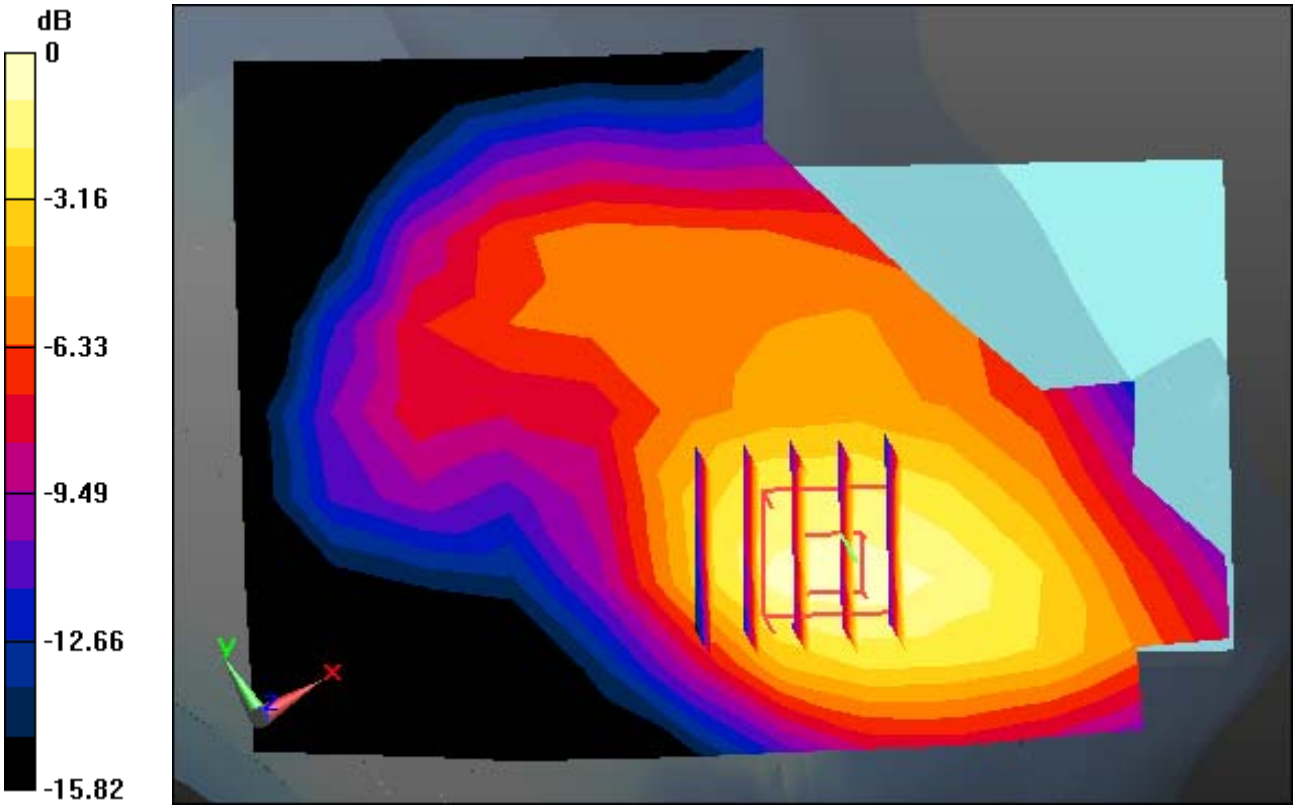

0 dB = 0.398 W/kg

DT&C Co., Ltd.

DUT: PM80; Type: PDA

Communication System: LTE Band 4 (0); Frequency: 1732.5 MHz;Duty Cycle: 1:1
Medium parameters used: f = 1732.5 MHz; σ = 1.366 S/m; ε_r = 40.719; ρ = 1000 kg/m^3
Phantom section: Left Section

DASY5 Configuration:
Probe: ES3DV3 - SN3328; ConvF(5.5, 5.5, 5.5); Calibrated: 3/21/2017; Electronics: DAE4 Sn1392
Phantom: SAM with CRP_2016_07_22_middle; Type: QD000P40CD; Serial: TP:1786
Measurement SW: DASY52, Version 52.8 (8); SEMCAD X Version 14.6.10 (7331)

Test Date: 2017-04-07; Ambient Temp: 20.9; Tissue Temp: 22.0

Left Touch, LTE Band 4 Ch. 20175, Ant Internal, Standard Battery

Mode : BandWidth 20 MHz, QPSK, RB Size: 1

Area Scan (9x13x1): Measurement grid: dx=15mm, dy=15mm
Zoom Scan (5x5x7)/Cube 0: Measurement grid: dx=8mm, dy=8mm, dz=5mm
Power Drift = 0.09 dB
Peak SAR (extrapolated) = 0.519 W/kg
SAR(1 g) = 0.344 W/kg; SAR(10 g) = 0.218 W/kg

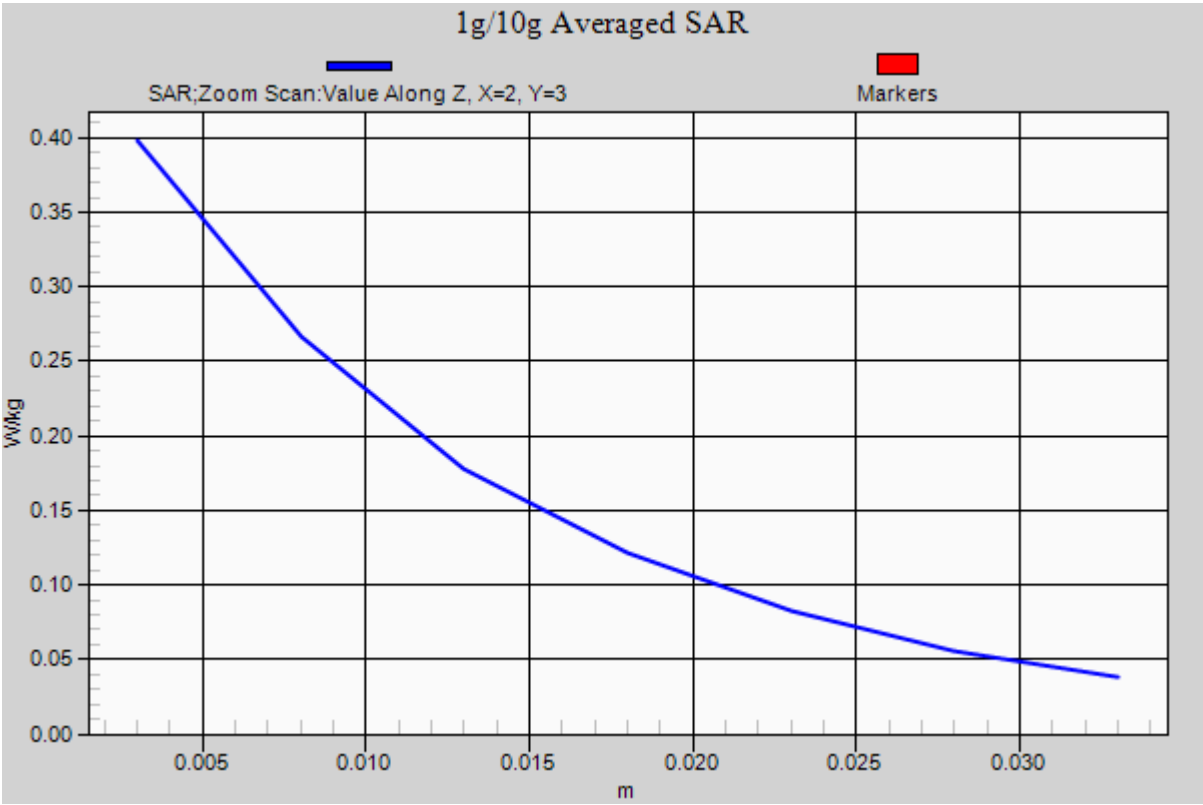

DT&C Co., Ltd.

DUT: PM80; Type: PDA

Communication System: LTE Band 2 (0); Frequency: 1860 MHz;Duty Cycle: 1:1
Medium parameters used: f = 1860 MHz; σ = 1.358 S/m; ε_r = 40.672; ρ = 1000 kg/m^3
Phantom section: Left Section

DASY5 Configuration:
Probe: ES3DV3 - SN3328; ConvF(5.27, 5.27, 5.27); Calibrated: 3/21/2017; Electronics: DAE4 Sn1392
Phantom: SAM with CRP_2016_07_22_middle; Type: QD000P40CD; Serial: TP:1786
Measurement SW: DASY52, Version 52.8 (8); SEMCAD X Version 14.6.10 (7331)

Test Date: 2017-04-06; Ambient Temp: 20.7; Tissue Temp: 21.6

Left Touch, LTE Band 2 Ch. 18700, Ant Internal, Standard Battery

Mode : BandWidth 20 MHz, QPSK, RB Size: 1

Area Scan (9x13x1): Measurement grid: dx=15mm, dy=15mm
Zoom Scan (5x5x7)/Cube 0: Measurement grid: dx=8mm, dy=8mm, dz=5mm
Power Drift = 0.07 dB
Peak SAR (extrapolated) = 0.419 W/kg
SAR(1 g) = 0.270 W/kg; SAR(10 g) = 0.165 W/kg

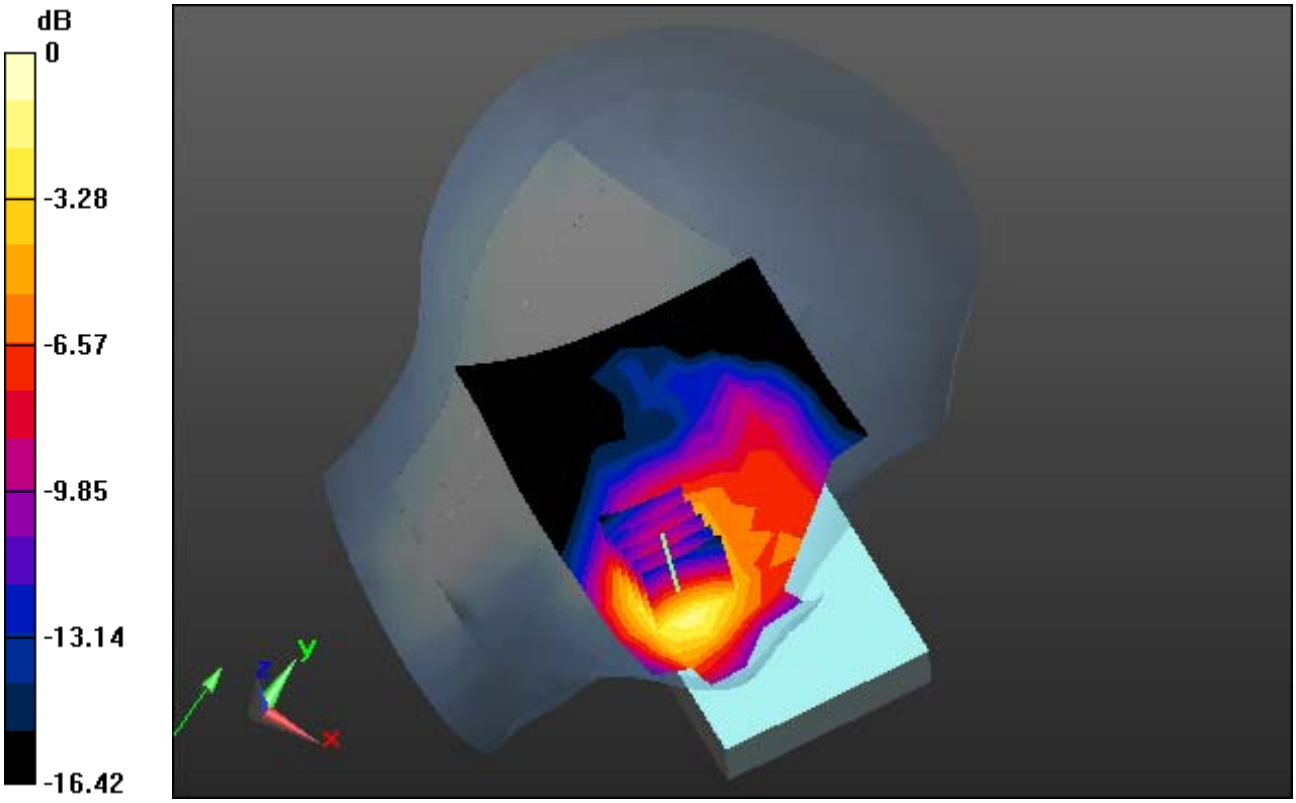

0 dB = 0.322 W/kg

DT&C Co., Ltd.

DUT: PM80; Type: PDA

Communication System: LTE Band 2 (0); Frequency: 1860 MHz;Duty Cycle: 1:1
Medium parameters used: f = 1860 MHz; σ = 1.358 S/m; ε_r = 40.672; ρ = 1000 kg/m^3
Phantom section: Left Section

DASY5 Configuration:
Probe: ES3DV3 - SN3328; ConvF(5.27, 5.27, 5.27); Calibrated: 3/21/2017; Electronics: DAE4 Sn1392
Phantom: SAM with CRP_2016_07_22_middle; Type: QD000P40CD; Serial: TP:1786
Measurement SW: DASY52, Version 52.8 (8); SEMCAD X Version 14.6.10 (7331)

Test Date: 2017-04-06; Ambient Temp: 20.7; Tissue Temp: 21.6

Left Touch, LTE Band 2 Ch. 18700, Ant Internal, Standard Battery

Mode : BandWidth 20 MHz, QPSK, RB Size: 1

With Enlarge Plot image

Area Scan (9x13x1): Measurement grid: dx=15mm, dy=15mm
Zoom Scan (5x5x7)/Cube 0: Measurement grid: dx=8mm, dy=8mm, dz=5mm
Power Drift = 0.07 dB
Peak SAR (extrapolated) = 0.419 W/kg
SAR(1 g) = 0.270 W/kg; SAR(10 g) = 0.165 W/kg

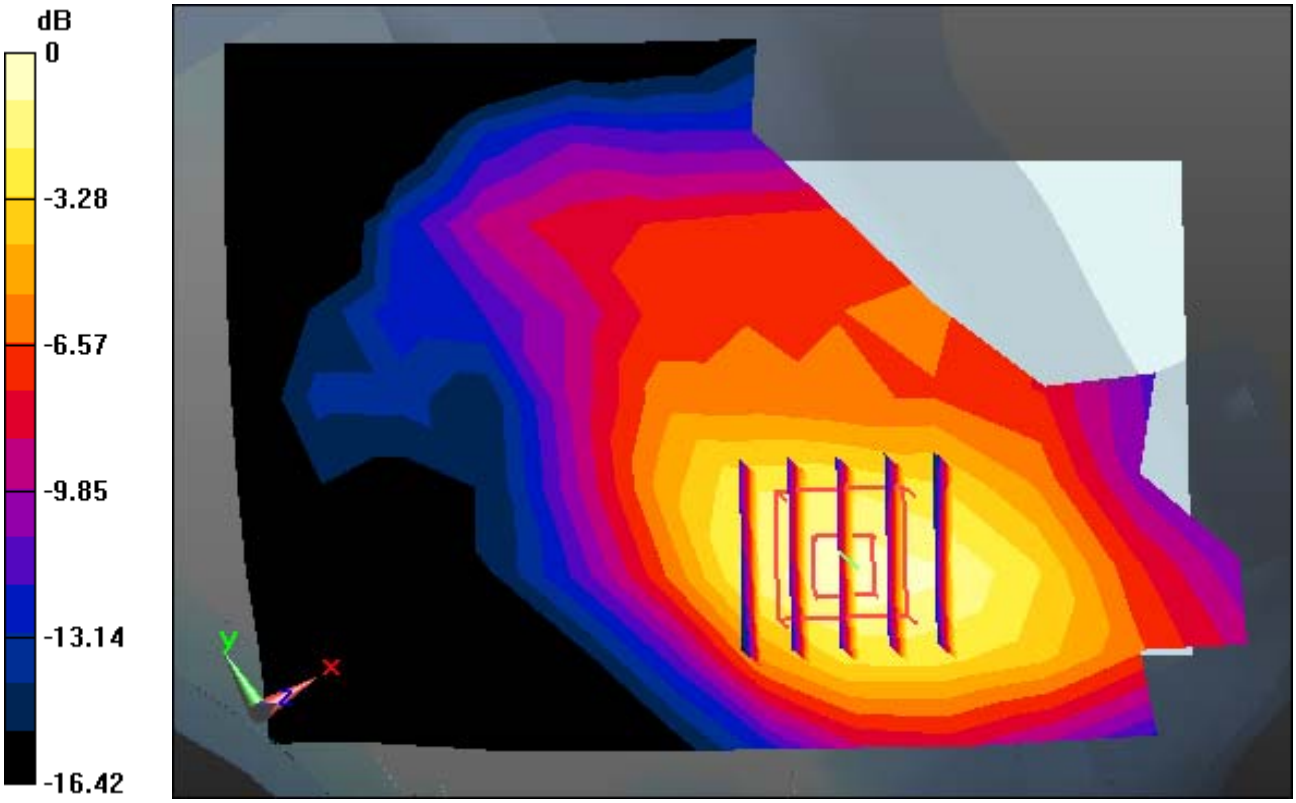

0 dB = 0.322 W/kg

DT&C Co., Ltd.

DUT: PM80; Type: PDA

Communication System: LTE Band 2 (0); Frequency: 1860 MHz;Duty Cycle: 1:1
Medium parameters used: f = 1860 MHz; σ = 1.358 S/m; ε_r = 40.672; ρ = 1000 kg/m^3
Phantom section: Left Section

DASY5 Configuration:
Probe: ES3DV3 - SN3328; ConvF(5.27, 5.27, 5.27); Calibrated: 3/21/2017; Electronics: DAE4 Sn1392
Phantom: SAM with CRP_2016_07_22_middle; Type: QD000P40CD; Serial: TP:1786
Measurement SW: DASY52, Version 52.8 (8); SEMCAD X Version 14.6.10 (7331)

Test Date: 2017-04-06; Ambient Temp: 20.7; Tissue Temp: 21.6

Left Touch, LTE Band 2 Ch. 18700, Ant Internal, Standard Battery

Mode : BandWidth 20 MHz, QPSK, RB Size: 1

Area Scan (9x13x1): Measurement grid: dx=15mm, dy=15mm
Zoom Scan (5x5x7)/Cube 0: Measurement grid: dx=8mm, dy=8mm, dz=5mm
Power Drift = 0.07 dB
Peak SAR (extrapolated) = 0.419 W/kg
SAR(1 g) = 0.270 W/kg; SAR(10 g) = 0.165 W/kg

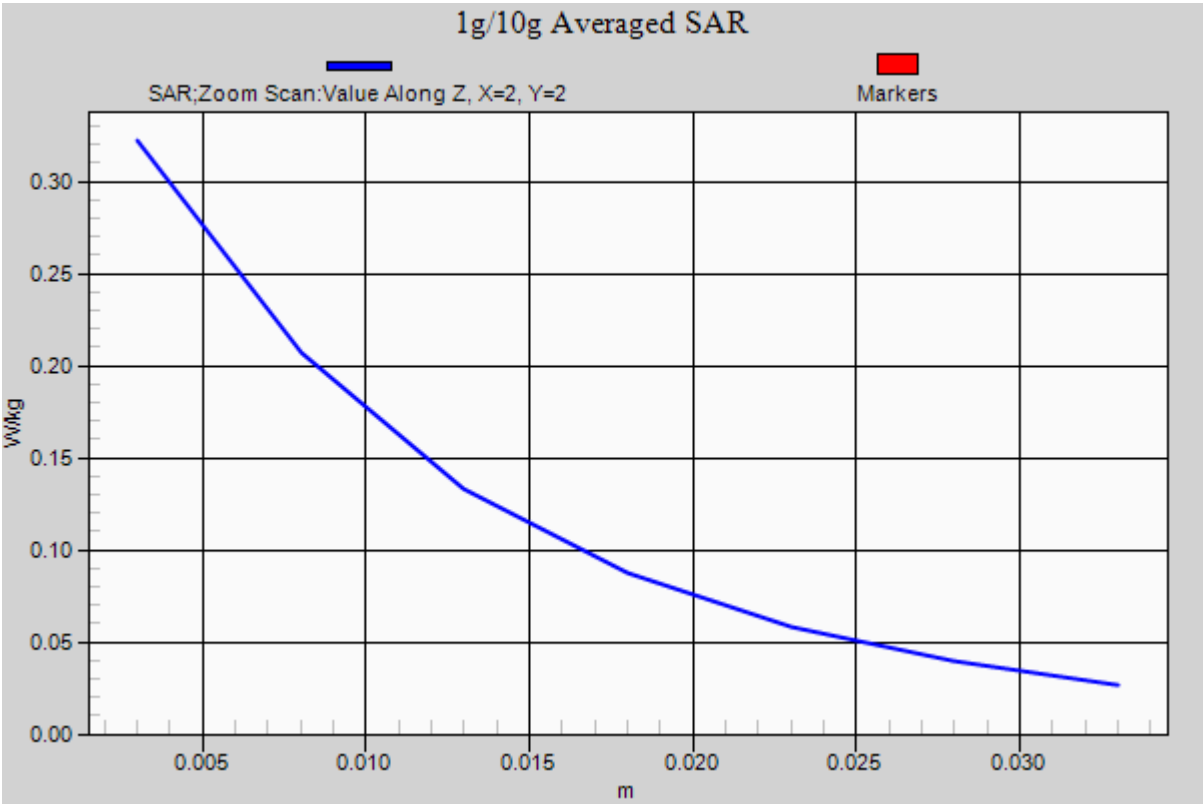

DT&C Co., Ltd.

DUT: PM80; Type: PDA

Communication System: LTE Band 7(FCC) (0); Frequency: 2560 MHz;Duty Cycle: 1:1
Medium parameters used: f = 2560 MHz; σ = 1.929 S/m; ε_r = 38.316; ρ = 1000 kg/m^3
Phantom section: Right Section

DASY5 Configuration:
Probe: ES3DV3 - SN3328; ConvF(4.57, 4.57, 4.57); Calibrated: 3/21/2017; Electronics: DAE4 Sn1392
Phantom: SAM with CRP_2016_07_22_middle; Type: QD000P40CD; Serial: TP:1786
Measurement SW: DASY52, Version 52.8 (8); SEMCAD X Version 14.6.10 (7331)

Test Date: 2017-04-11; Ambient Temp: 21.4; Tissue Temp: 22.2

Right Touch, LTE Band 7 Ch. 21350, Ant Internal, Standard Battery

Mode : BandWidth 20 MHz, QPSK, RB Size: 1

Area Scan (11x16x1): Measurement grid: dx=12mm, dy=12mm
Zoom Scan (7x7x7)/Cube 0: Measurement grid: dx=5mm, dy=5mm, dz=5mm
Power Drift = 0.00 dB
Peak SAR (extrapolated) = 0.122 W/kg
SAR(1 g) = 0.062 W/kg; SAR(10 g) = 0.032 W/kg

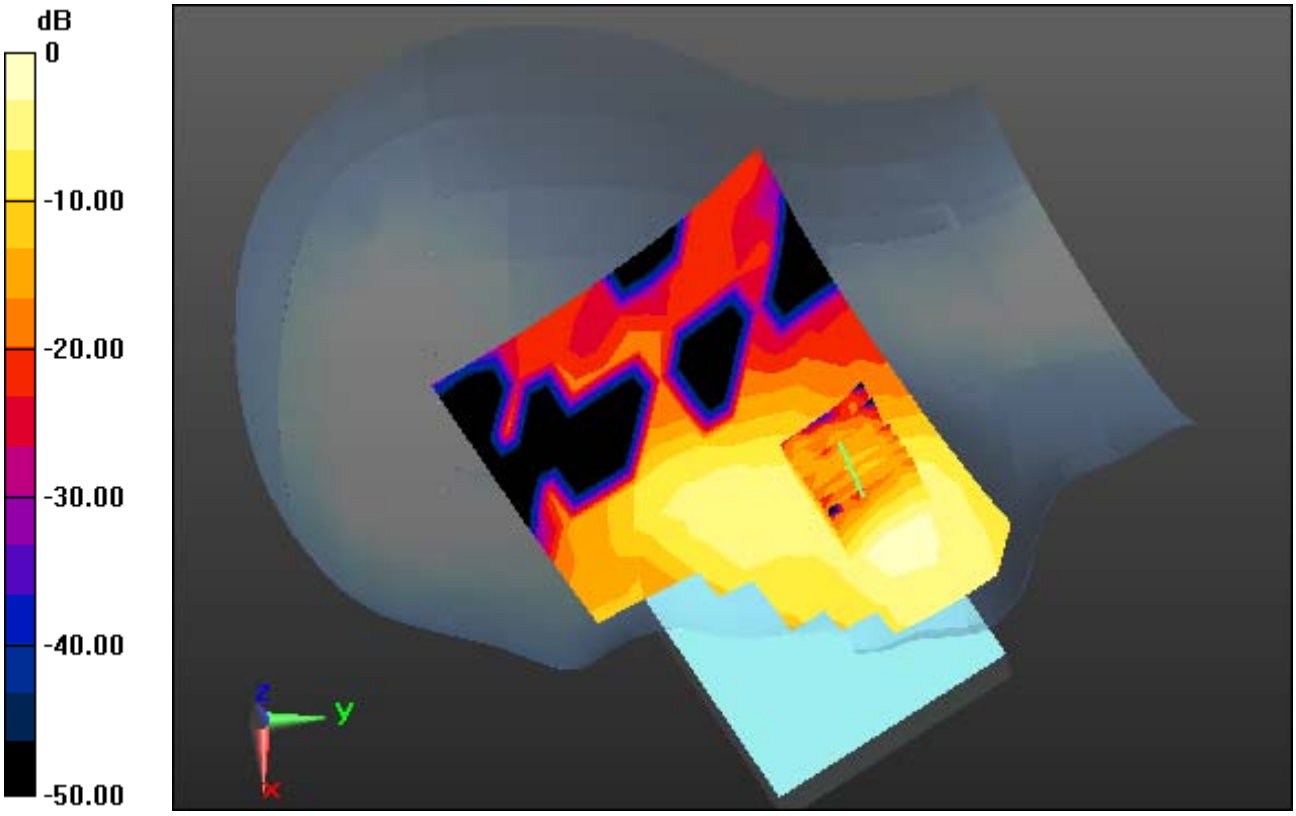

0 dB = 0.0782 W/kg

DT&C Co., Ltd.

DUT: PM80; Type: PDA

Communication System: LTE Band 7(FCC) (0); Frequency: 2560 MHz;Duty Cycle: 1:1
Medium parameters used: f = 2560 MHz; σ = 1.929 S/m; ε_r = 38.316; ρ = 1000 kg/m^3
Phantom section: Right Section

DASY5 Configuration:
Probe: ES3DV3 - SN3328; ConvF(4.57, 4.57, 4.57); Calibrated: 3/21/2017; Electronics: DAE4 Sn1392
Phantom: SAM with CRP_2016_07_22_middle; Type: QD000P40CD; Serial: TP:1786
Measurement SW: DASY52, Version 52.8 (8); SEMCAD X Version 14.6.10 (7331)

Test Date: 2017-04-11; Ambient Temp: 21.4; Tissue Temp: 22.2

Right Touch, LTE Band 7 Ch. 21350, Ant Internal, Standard Battery

Mode : BandWidth 20 MHz, QPSK, RB Size: 1

With Enlarge Plot image

Area Scan (11x16x1): Measurement grid: dx=12mm, dy=12mm
Zoom Scan (7x7x7)/Cube 0: Measurement grid: dx=5mm, dy=5mm, dz=5mm
Power Drift = 0.00 dB
Peak SAR (extrapolated) = 0.122 W/kg
SAR(1 g) = 0.062 W/kg; SAR(10 g) = 0.032 W/kg



0 dB = 0.0782 W/kg

DT&C Co., Ltd.

DUT: PM80; Type: PDA

Communication System: LTE Band 7(FCC) (0); Frequency: 2560 MHz;Duty Cycle: 1:1
Medium parameters used: f = 2560 MHz; σ = 1.929 S/m; ε_r = 38.316; ρ = 1000 kg/m^3
Phantom section: Right Section

DASY5 Configuration:
Probe: ES3DV3 - SN3328; ConvF(4.57, 4.57, 4.57); Calibrated: 3/21/2017; Electronics: DAE4 Sn1392
Phantom: SAM with CRP_2016_07_22_middle; Type: QD000P40CD; Serial: TP:1786
Measurement SW: DASY52, Version 52.8 (8); SEMCAD X Version 14.6.10 (7331)

Test Date: 2017-04-11; Ambient Temp: 21.4; Tissue Temp: 22.2

Right Touch, LTE Band 7 Ch. 21350, Ant Internal, Standard Battery

Mode : BandWidth 20 MHz, QPSK, RB Size: 1

With Enlarge Plot image

Area Scan (11x16x1): Measurement grid: dx=12mm, dy=12mm
Zoom Scan (7x7x7)/Cube 0: Measurement grid: dx=5mm, dy=5mm, dz=5mm
Power Drift = 0.00 dB
Peak SAR (extrapolated) = 0.122 W/kg
SAR(1 g) = 0.062 W/kg; SAR(10 g) = 0.032 W/kg

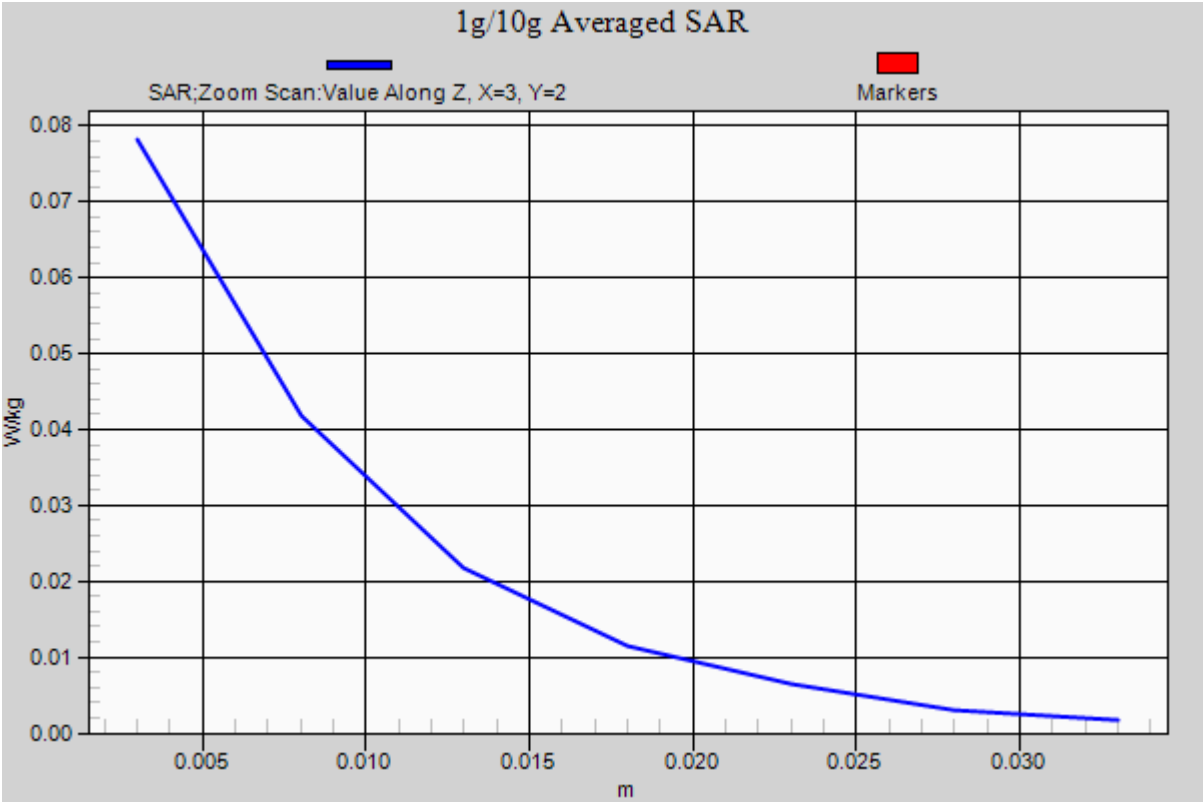

DT&C Co., Ltd.

DUT: PM80; Type: PDA

Communication System: W-LAN (0); Frequency: 2462 MHz;Duty Cycle: 1:1
Medium parameters used: f = 2462 MHz; σ = 1.847 S/m; ε_r = 38.565; ρ = 1000 kg/m^3
Phantom section: Right Section

DASY5 Configuration:
Probe: ES3DV3 - SN3328; ConvF(4.72, 4.72, 4.72); Calibrated: 3/21/2017; Electronics: DAE4 Sn1392
Phantom: SAM with CRP_2016_07_22_middle; Type: QD000P40CD; Serial: TP:1786
Measurement SW: DASY52, Version 52.8 (8); SEMCAD X Version 14.6.10 (7331)

Test Date: 2017-04-13; Ambient Temp: 20.7; Tissue Temp: 21.6

Right Touch, W-LAN (2.4G 802.11b) Ch. 11, Ant Internal, Standard Battery

Area Scan (11x16x1): Measurement grid: dx=12mm, dy=12mm
Zoom Scan (7x7x7)/Cube 0: Measurement grid: dx=5mm, dy=5mm, dz=5mm
Power Drift = 0.04 dB
Peak SAR (extrapolated) = 0.712 W/kg
SAR(1 g) = 0.352 W/kg; SAR(10 g) = 0.174 W/kg

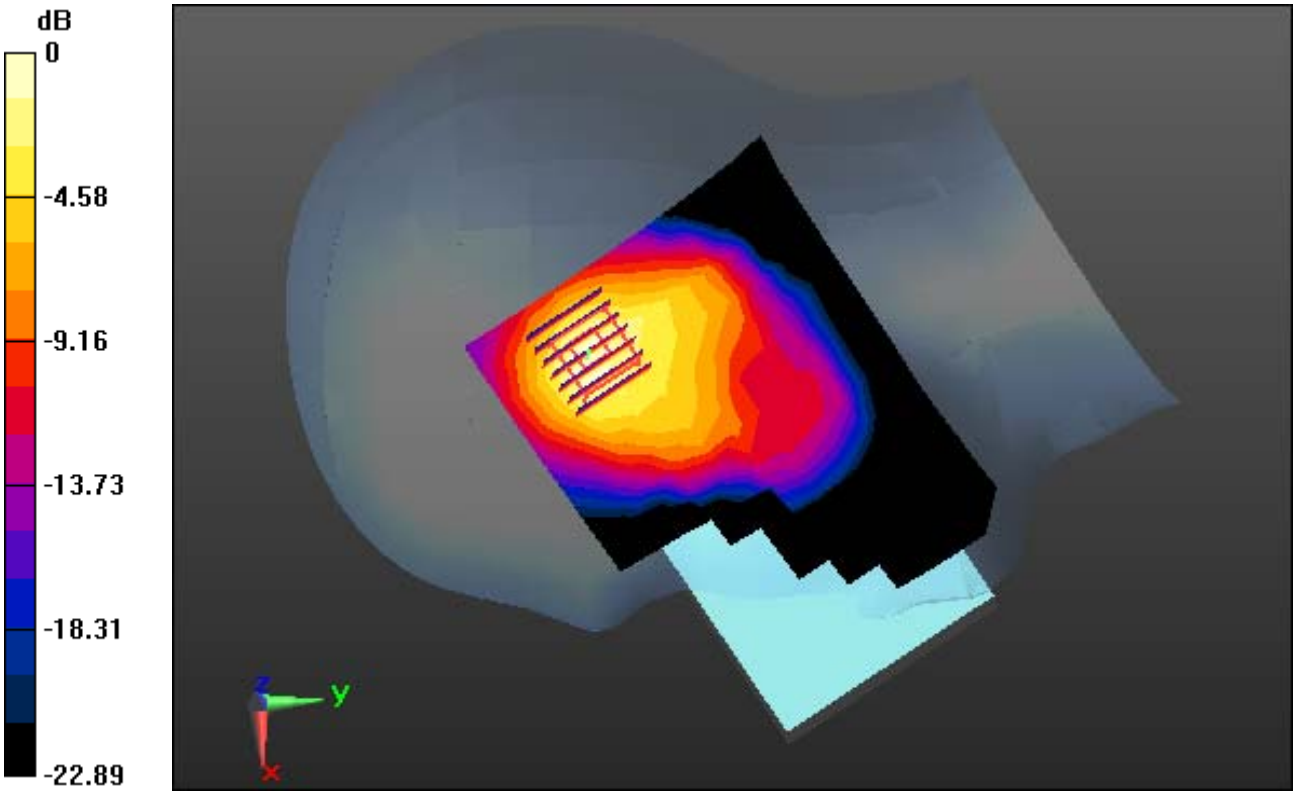

0 dB = 0.442 W/kg

DT&C Co., Ltd.

DUT: PM80; Type: PDA

Communication System: W-LAN (0); Frequency: 2462 MHz;Duty Cycle: 1:1
Medium parameters used: f = 2462 MHz; σ = 1.847 S/m; ε_r = 38.565; ρ = 1000 kg/m^3
Phantom section: Right Section

DASY5 Configuration:
Probe: ES3DV3 - SN3328; ConvF(4.72, 4.72, 4.72); Calibrated: 3/21/2017; Electronics: DAE4 Sn1392
Phantom: SAM with CRP_2016_07_22_middle; Type: QD000P40CD; Serial: TP:1786
Measurement SW: DASY52, Version 52.8 (8); SEMCAD X Version 14.6.10 (7331)

Test Date: 2017-04-13; Ambient Temp: 20.7; Tissue Temp: 21.6

Right Touch, W-LAN (2.4G 802.11b) Ch. 11, Ant Internal, Standard Battery

With Enlarge Plot image

Area Scan (11x16x1): Measurement grid: dx=12mm, dy=12mm
Zoom Scan (7x7x7)/Cube 0: Measurement grid: dx=5mm, dy=5mm, dz=5mm
Power Drift = 0.04 dB
Peak SAR (extrapolated) = 0.712 W/kg
SAR(1 g) = 0.352 W/kg; SAR(10 g) = 0.174 W/kg

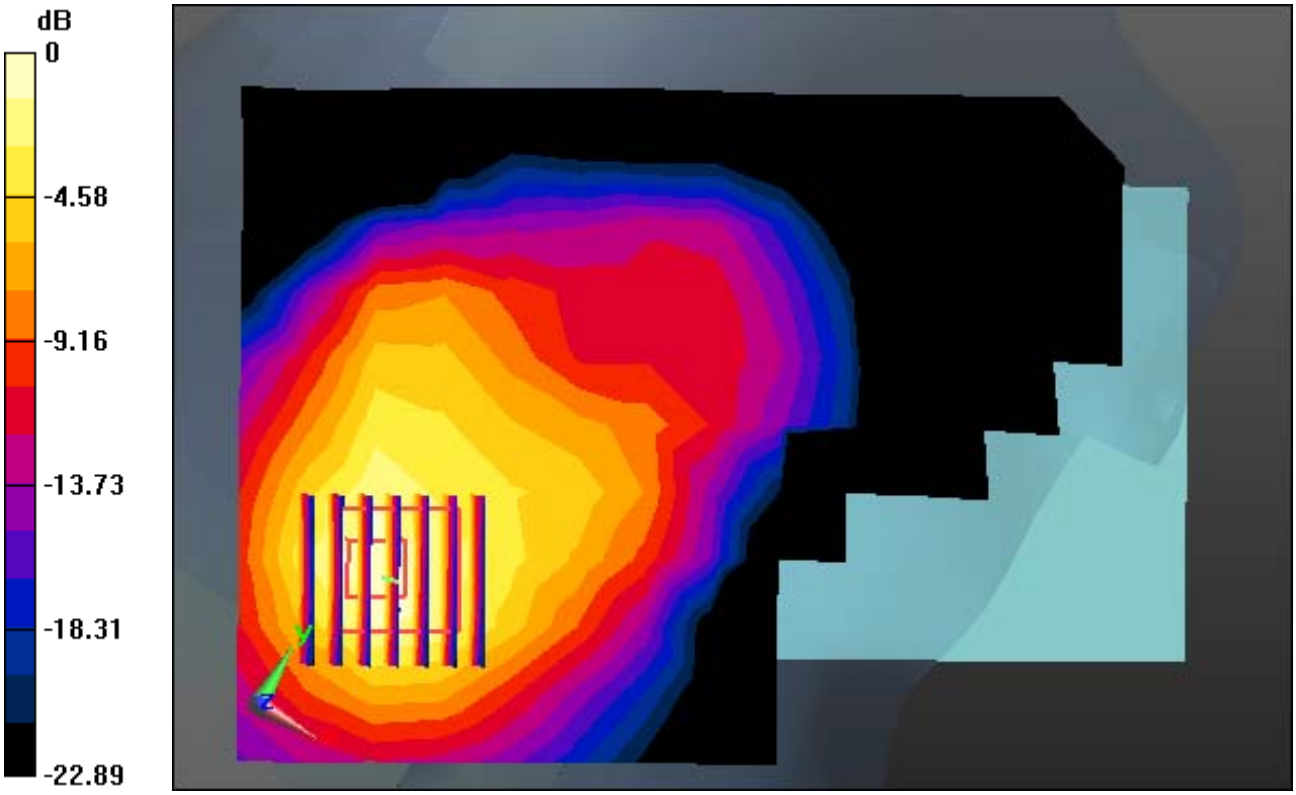

0 dB = 0.442 W/kg

DT&C Co., Ltd.

DUT: PM80; Type: PDA

Communication System: W-LAN (0); Frequency: 2462 MHz;Duty Cycle: 1:1
Medium parameters used: f = 2462 MHz; σ = 1.847 S/m; ε_r = 38.565; ρ = 1000 kg/m^3
Phantom section: Right Section

DASY5 Configuration:
Probe: ES3DV3 - SN3328; ConvF(4.72, 4.72, 4.72); Calibrated: 3/21/2017; Electronics: DAE4 Sn1392
Phantom: SAM with CRP_2016_07_22_middle; Type: QD000P40CD; Serial: TP:1786
Measurement SW: DASY52, Version 52.8 (8); SEMCAD X Version 14.6.10 (7331)

Test Date: 2017-04-13; Ambient Temp: 20.7; Tissue Temp: 21.6

Right Touch, W-LAN (2.4G 802.11b) Ch. 11, Ant Internal, Standard Battery

Area Scan (11x16x1): Measurement grid: dx=12mm, dy=12mm
Zoom Scan (7x7x7)/Cube 0: Measurement grid: dx=5mm, dy=5mm, dz=5mm
Power Drift = 0.04 dB
Peak SAR (extrapolated) = 0.712 W/kg
SAR(1 g) = 0.352 W/kg; SAR(10 g) = 0.174 W/kg

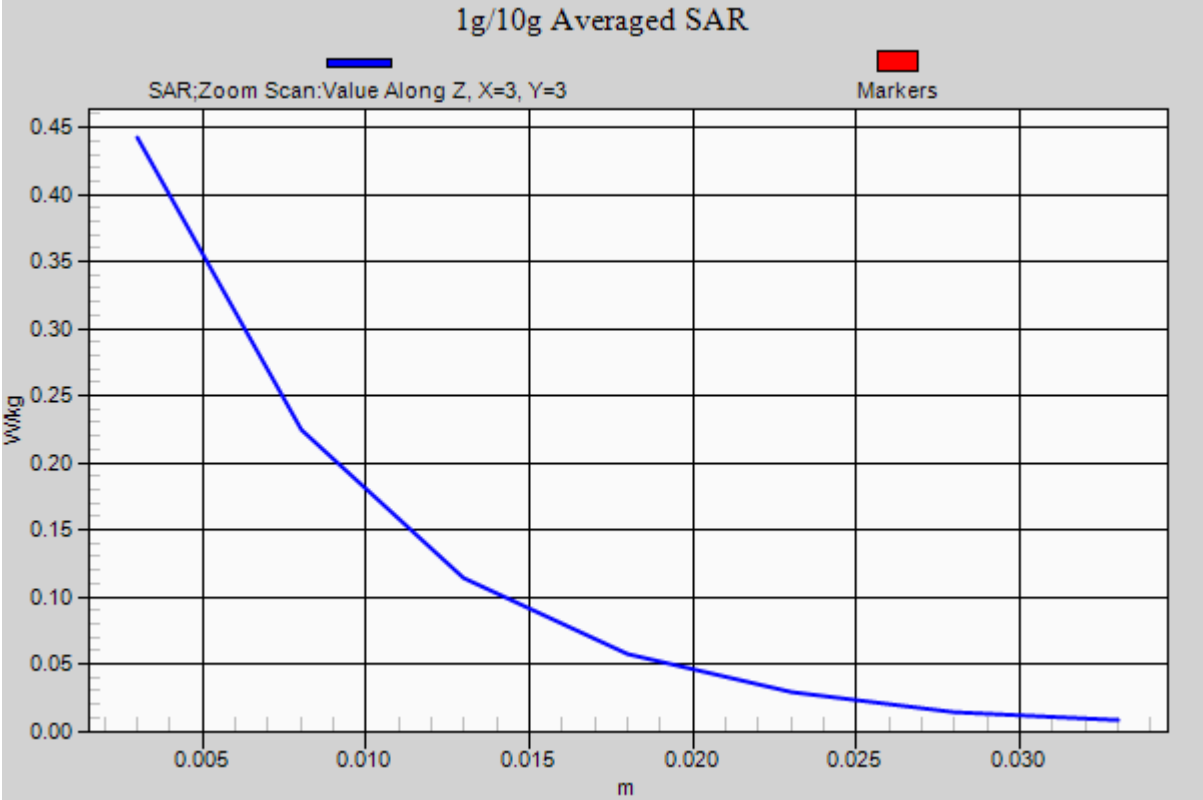

DT&C Co., Ltd.

DUT: PM80; Type: PDA

Communication System: W-LAN 5G (0); Frequency: 5260 MHz;Duty Cycle: 1:1
Medium parameters used: f = 5260 MHz; σ = 4.583 S/m; ε_r = 35.687; ρ = 1000 kg/m^3
Phantom section: Left Section

DASY5 Configuration:
Probe: EX3DV4 - SN3930; ConvF(5.11, 5.11, 5.11); Calibrated: 7/28/2016; Electronics: DAE4 Sn1392
Phantom: SAM with CRP_2016_07_22_middle; Type: QD000P40CD; Serial: TP:1786
Measurement SW: DASY52, Version 52.8 (8); SEMCAD X Version 14.6.10 (7331)

Test Date: 2017-04-14; Ambient Temp: 21.0; Tissue Temp: 22.0

Left Tilt, W-LAN (5.3G 802.11a) Ch. 52, Ant Internal, Standard Battery

Area Scan (13x20x1): Measurement grid: dx=10mm, dy=10mm
Zoom Scan (7x7x12)/Cube 0: Measurement grid: dx=4mm, dy=4mm, dz=2mm
Power Drift = -0.04 dB
Peak SAR (extrapolated) = 0.382 W/kg
SAR(1 g) = 0.109 W/kg; SAR(10 g) = 0.032 W/kg

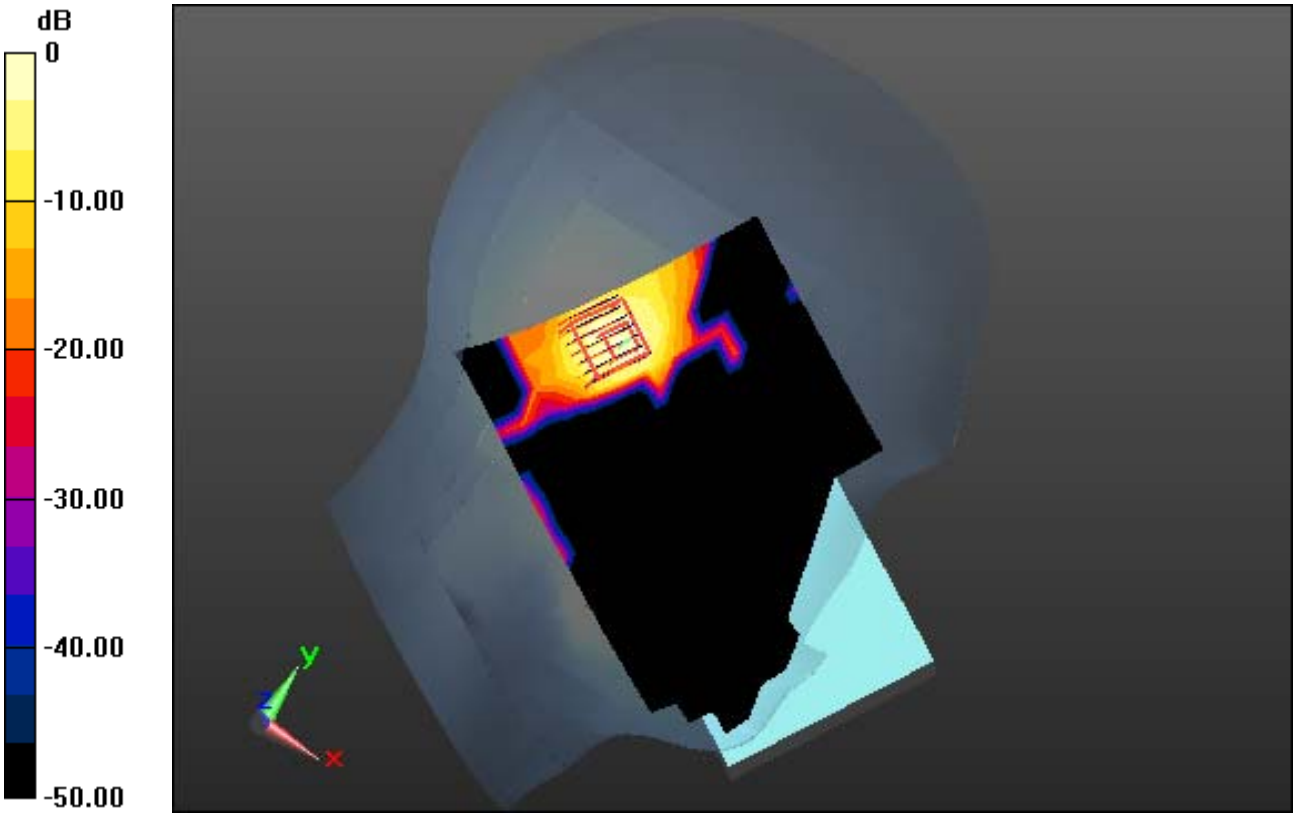

0 dB = 0.209 W/kg

DT&C Co., Ltd.

DUT: PM80; Type: PDA

Communication System: W-LAN 5G (0); Frequency: 5260 MHz;Duty Cycle: 1:1
Medium parameters used: f = 5260 MHz; σ = 4.583 S/m; ε_r = 35.687; ρ = 1000 kg/m^3
Phantom section: Left Section

DASY5 Configuration:
Probe: EX3DV4 - SN3930; ConvF(5.11, 5.11, 5.11); Calibrated: 7/28/2016; Electronics: DAE4 Sn1392
Phantom: SAM with CRP_2016_07_22_middle; Type: QD000P40CD; Serial: TP:1786
Measurement SW: DASY52, Version 52.8 (8); SEMCAD X Version 14.6.10 (7331)

Test Date: 2017-04-14; Ambient Temp: 21.0; Tissue Temp: 22.0

Left Tilt, W-LAN (5.3G 802.11a) Ch. 52, Ant Internal, Standard Battery

With Enlarge Plot image

Area Scan (13x20x1): Measurement grid: dx=10mm, dy=10mm
Zoom Scan (7x7x12)/Cube 0: Measurement grid: dx=4mm, dy=4mm, dz=2mm
Power Drift = -0.04 dB
Peak SAR (extrapolated) = 0.382 W/kg
SAR(1 g) = 0.109 W/kg; SAR(10 g) = 0.032 W/kg



0 dB = 0.209 W/kg

DT&C Co., Ltd.

DUT: PM80; Type: PDA

Communication System: W-LAN 5G (0); Frequency: 5260 MHz;Duty Cycle: 1:1
Medium parameters used: f = 5260 MHz; σ = 4.583 S/m; ε_r = 35.687; ρ = 1000 kg/m^3
Phantom section: Left Section

DASY5 Configuration:
Probe: EX3DV4 - SN3930; ConvF(5.11, 5.11, 5.11); Calibrated: 7/28/2016; Electronics: DAE4 Sn1392
Phantom: SAM with CRP_2016_07_22_middle; Type: QD000P40CD; Serial: TP:1786
Measurement SW: DASY52, Version 52.8 (8); SEMCAD X Version 14.6.10 (7331)

Test Date: 2017-04-14; Ambient Temp: 21.0; Tissue Temp: 22.0

Left Tilt, W-LAN (5.3G 802.11a) Ch. 52, Ant Internal, Standard Battery

Area Scan (13x20x1): Measurement grid: dx=10mm, dy=10mm
Zoom Scan (7x7x12)/Cube 0: Measurement grid: dx=4mm, dy=4mm, dz=2mm
Power Drift = -0.04 dB
Peak SAR (extrapolated) = 0.382 W/kg
SAR(1 g) = 0.109 W/kg; SAR(10 g) = 0.032 W/kg

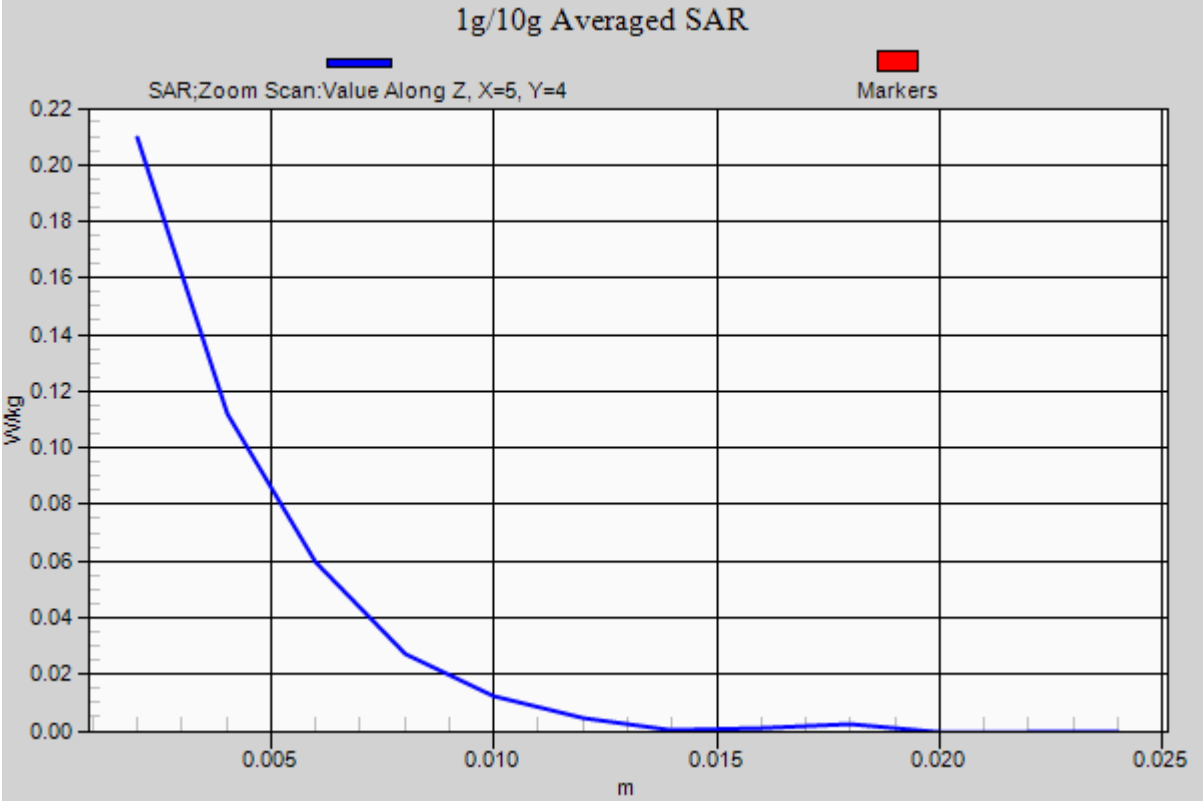

DT&C Co., Ltd.

DUT: PM80; Type: PDA

Communication System: W-LAN 5G (0); Frequency: 5700 MHz;Duty Cycle: 1:1
Medium parameters used: f = 5700 MHz; σ = 5.02 S/m; ε_r = 36.015; ρ = 1000 kg/m^3
Phantom section: Left Section

DASY5 Configuration:
Probe: EX3DV4 - SN3930; ConvF(4.75, 4.75, 4.75); Calibrated: 7/28/2016; Electronics: DAE4 Sn1392
Phantom: SAM with CRP_2016_07_22_middle; Type: QD000P40CD; Serial: TP:1786
Measurement SW: DASY52, Version 52.8 (8); SEMCAD X Version 14.6.10 (7331)

Test Date: 2017-04-17; Ambient Temp: 21.0; Tissue Temp: 21.7

Left Tilt, W-LAN (5.6G 802.11a) Ch. 140, Ant Internal, Standard Battery

Area Scan (13x20x1): Measurement grid: dx=10mm, dy=10mm
Zoom Scan (7x7x12)/Cube 0: Measurement grid: dx=4mm, dy=4mm, dz=2mm
Power Drift = 0.00 dB
Peak SAR (extrapolated) = 0.451 W/kg
SAR(1 g) = 0.051 W/kg; SAR(10 g) = 0.016 W/kg



0 dB = 0.115 W/kg

DT&C Co., Ltd.

DUT: PM80; Type: PDA

Communication System: W-LAN 5G (0); Frequency: 5700 MHz;Duty Cycle: 1:1
Medium parameters used: f = 5700 MHz; σ = 5.02 S/m; ε_r = 36.015; ρ = 1000 kg/m^3
Phantom section: Left Section

DASY5 Configuration:
Probe: EX3DV4 - SN3930; ConvF(4.75, 4.75, 4.75); Calibrated: 7/28/2016; Electronics: DAE4 Sn1392
Phantom: SAM with CRP_2016_07_22_middle; Type: QD000P40CD; Serial: TP:1786
Measurement SW: DASY52, Version 52.8 (8); SEMCAD X Version 14.6.10 (7331)

Test Date: 2017-04-17; Ambient Temp: 21.0; Tissue Temp: 21.7

Left Tilt, W-LAN (5.6G 802.11a) Ch. 140, Ant Internal, Standard Battery

With Enlarge Plot image

Area Scan (13x20x1): Measurement grid: dx=10mm, dy=10mm
Zoom Scan (7x7x12)/Cube 0: Measurement grid: dx=4mm, dy=4mm, dz=2mm
Power Drift = 0.00 dB
Peak SAR (extrapolated) = 0.451 W/kg
SAR(1 g) = 0.051 W/kg; SAR(10 g) = 0.016 W/kg



0 dB = 0.115 W/kg

DT&C Co., Ltd.

DUT: PM80; Type: PDA

Communication System: W-LAN 5G (0); Frequency: 5700 MHz;Duty Cycle: 1:1
Medium parameters used: f = 5700 MHz; σ = 5.02 S/m; ε_r = 36.015; ρ = 1000 kg/m^3
Phantom section: Left Section

DASY5 Configuration:
Probe: EX3DV4 - SN3930; ConvF(4.75, 4.75, 4.75); Calibrated: 7/28/2016; Electronics: DAE4 Sn1392
Phantom: SAM with CRP_2016_07_22_middle; Type: QD000P40CD; Serial: TP:1786
Measurement SW: DASY52, Version 52.8 (8); SEMCAD X Version 14.6.10 (7331)

Test Date: 2017-04-17; Ambient Temp: 21.0; Tissue Temp: 21.7

Left Tilt, W-LAN (5.6G 802.11a) Ch. 140, Ant Internal, Standard Battery

Area Scan (13x20x1): Measurement grid: dx=10mm, dy=10mm
Zoom Scan (7x7x12)/Cube 0: Measurement grid: dx=4mm, dy=4mm, dz=2mm
Power Drift = 0.00 dB
Peak SAR (extrapolated) = 0.451 W/kg
SAR(1 g) = 0.051 W/kg; SAR(10 g) = 0.016 W/kg

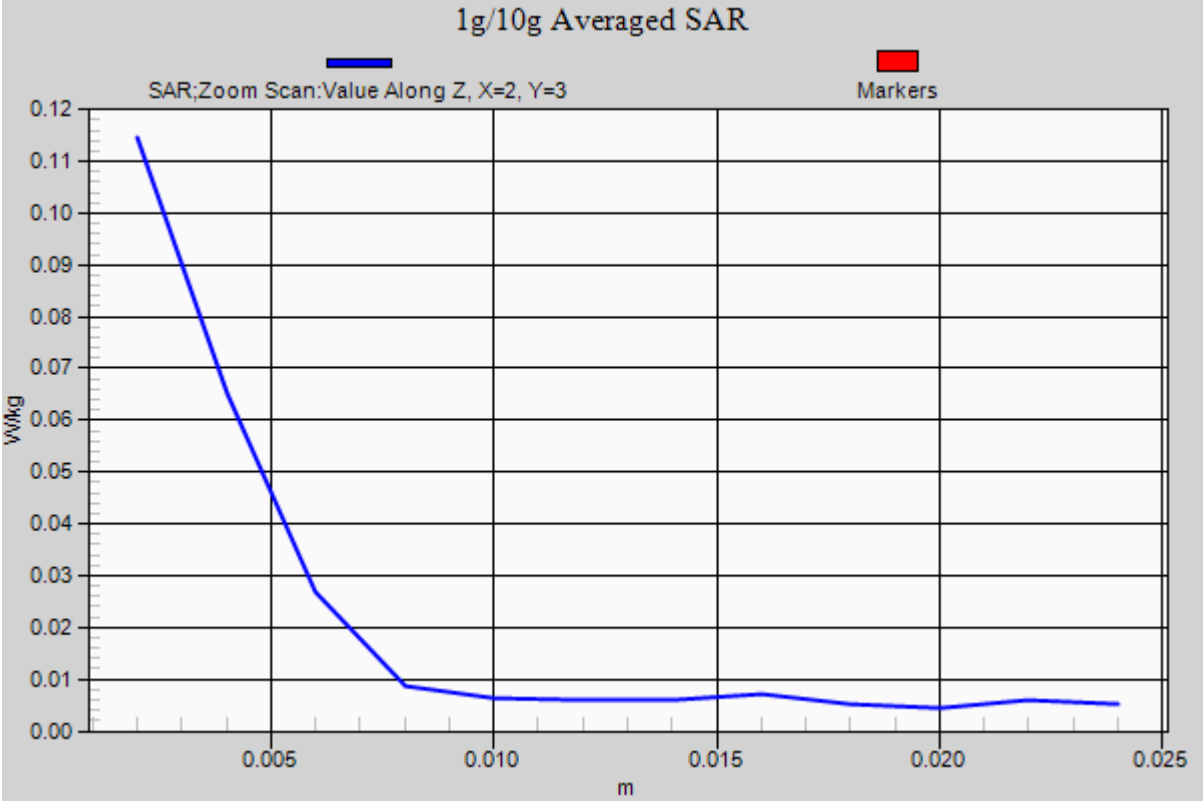

DT&C Co., Ltd.

DUT: PM80; Type: PDA

Communication System: W-LAN 5G (0); Frequency: 5825 MHz;Duty Cycle: 1:1
Medium parameters used: f = 5825 MHz; σ = 5.158 S/m; ε_r = 35.993; ρ = 1000 kg/m^3
Phantom section: Left Section

DASY5 Configuration:
Probe: EX3DV4 - SN3930; ConvF(4.69, 4.69, 4.69); Calibrated: 7/28/2016; Electronics: DAE4 Sn1392
Phantom: SAM with CRP_2016_07_22_middle; Type: QD000P40CD; Serial: TP:1786
Measurement SW: DASY52, Version 52.8 (8); SEMCAD X Version 14.6.10 (7331)

Test Date: 2017-04-18; Ambient Temp: 20.9; Tissue Temp: 21.6

Left Touch, W-LAN (5.8G 802.11a) Ch. 165, Ant Internal, Standard Battery

Area Scan (13x20x1): Measurement grid: dx=10mm, dy=10mm
Zoom Scan (7x7x12)/Cube 0: Measurement grid: dx=4mm, dy=4mm, dz=2mm
Power Drift = -0.07 dB
Peak SAR (extrapolated) = 0.402 W/kg
SAR(1 g) = 0.106 W/kg; SAR(10 g) = 0.035 W/kg



0 dB = 0.221 W/kg

DT&C Co., Ltd.

DUT: PM80; Type: PDA

Communication System: W-LAN 5G (0); Frequency: 5825 MHz;Duty Cycle: 1:1
Medium parameters used: f = 5825 MHz; σ = 5.158 S/m; ε_r = 35.993; ρ = 1000 kg/m^3
Phantom section: Left Section

DASY5 Configuration:
Probe: EX3DV4 - SN3930; ConvF(4.69, 4.69, 4.69); Calibrated: 7/28/2016; Electronics: DAE4 Sn1392
Phantom: SAM with CRP_2016_07_22_middle; Type: QD000P40CD; Serial: TP:1786
Measurement SW: DASY52, Version 52.8 (8); SEMCAD X Version 14.6.10 (7331)

Test Date: 2017-04-18; Ambient Temp: 20.9; Tissue Temp: 21.6

Left Touch, W-LAN (5.8G 802.11a) Ch. 165, Ant Internal, Standard Battery

With Enlarge Plot image

Area Scan (13x20x1): Measurement grid: dx=10mm, dy=10mm
Zoom Scan (7x7x12)/Cube 0: Measurement grid: dx=4mm, dy=4mm, dz=2mm
Power Drift = -0.07 dB
Peak SAR (extrapolated) = 0.402 W/kg
SAR(1 g) = 0.106 W/kg; SAR(10 g) = 0.035 W/kg



0 dB = 0.221 W/kg

DT&C Co., Ltd.

DUT: PM80; Type: PDA

Communication System: W-LAN 5G (0); Frequency: 5825 MHz;Duty Cycle: 1:1
Medium parameters used: f = 5825 MHz; σ = 5.158 S/m; ε_r = 35.993; ρ = 1000 kg/m^3
Phantom section: Left Section

DASY5 Configuration:
Probe: EX3DV4 - SN3930; ConvF(4.69, 4.69, 4.69); Calibrated: 7/28/2016; Electronics: DAE4 Sn1392
Phantom: SAM with CRP_2016_07_22_middle; Type: QD000P40CD; Serial: TP:1786
Measurement SW: DASY52, Version 52.8 (8); SEMCAD X Version 14.6.10 (7331)

Test Date: 2017-04-18; Ambient Temp: 20.9; Tissue Temp: 21.6

Left Touch, W-LAN (5.8G 802.11a) Ch. 165, Ant Internal, Standard Battery

Area Scan (13x20x1): Measurement grid: dx=10mm, dy=10mm
Zoom Scan (7x7x12)/Cube 0: Measurement grid: dx=4mm, dy=4mm, dz=2mm
Power Drift = -0.07 dB
Peak SAR (extrapolated) = 0.402 W/kg
SAR(1 g) = 0.106 W/kg; SAR(10 g) = 0.035 W/kg

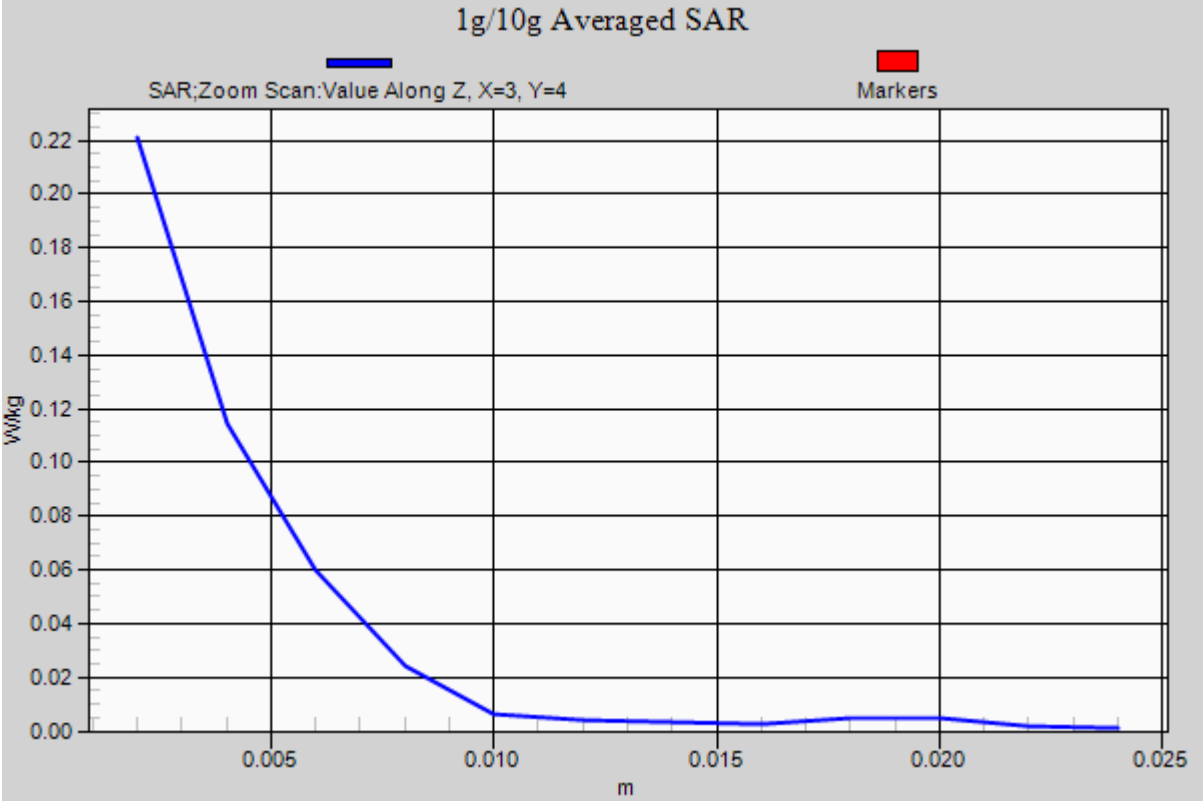

DT&C Co., Ltd.

DUT: PM80; Type: PDA

Communication System: WCDMA 850 (0); Frequency: 836.6 MHz;Duty Cycle: 1:1
Medium parameters used: f = 836.6 MHz; σ = 1 S/m; ε_r = 56.808; ρ = 1000 kg/m^3
Phantom section: Flat Section

DASY5 Configuration:
Probe: ES3DV3 - SN3328; ConvF(6.35, 6.35, 6.35); Calibrated: 3/21/2017; Electronics: DAE4 Sn1392
Phantom: SAM with CRP_2016_07_22_middle; Type: QD000P40CD; Serial: TP:1786
Measurement SW: DASY52, Version 52.8 (8); SEMCAD X Version 14.6.10 (7331)

Test Date: 2017-04-05; Ambient Temp; 20.9; Tissue Temp: 21.9

1.5 cm space from Body, Rear, WCDMA Band 5 Ch. 4183, Ant Internal

Area Scan (9x14x1): Measurement grid: dx=15mm, dy=15mm
Zoom Scan (5x5x7)/Cube 0: Measurement grid: dx=8mm, dy=8mm, dz=5mm
Power Drift = 0.02 dB
Peak SAR (extrapolated) = 0.475 W/kg
SAR(1 g) = 0.260 W/kg; SAR(10 g) = 0.136 W/kg

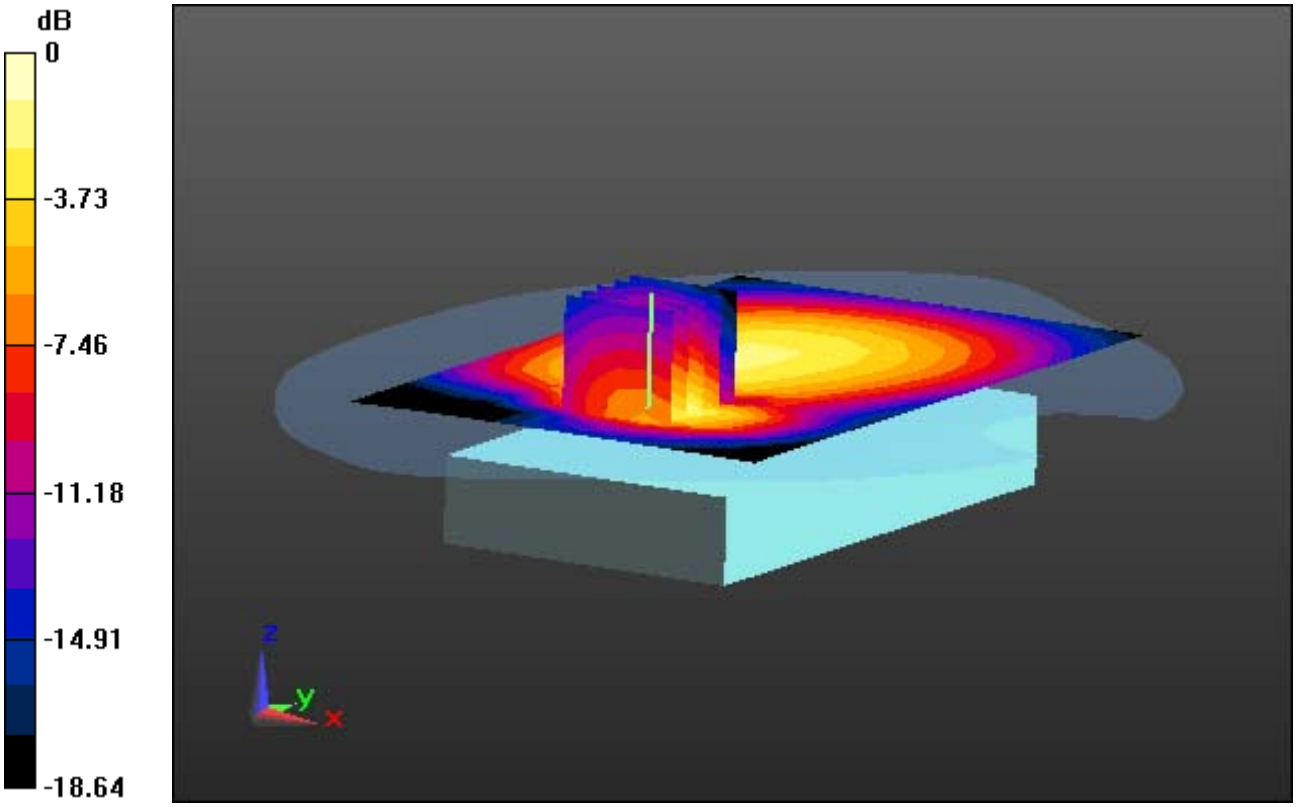

0 dB = 0.332 W/kg

DT&C Co., Ltd.

DUT: PM80; Type: PDA

Communication System: WCDMA 850 (0); Frequency: 836.6 MHz;Duty Cycle: 1:1
Medium parameters used: f = 836.6 MHz; σ = 1 S/m; ε_r = 56.808; ρ = 1000 kg/m^3
Phantom section: Flat Section

DASY5 Configuration:
Probe: ES3DV3 - SN3328; ConvF(6.35, 6.35, 6.35); Calibrated: 3/21/2017; Electronics: DAE4 Sn1392
Phantom: SAM with CRP_2016_07_22_middle; Type: QD000P40CD; Serial: TP:1786
Measurement SW: DASY52, Version 52.8 (8); SEMCAD X Version 14.6.10 (7331)

Test Date: 2017-04-05; Ambient Temp; 20.9; Tissue Temp: 21.9

1.5 cm space from Body, Rear, WCDMA Band 5 Ch. 4183, Ant Internal

With Enlarge Plot image

Area Scan (9x14x1): Measurement grid: dx=15mm, dy=15mm
Zoom Scan (5x5x7)/Cube 0: Measurement grid: dx=8mm, dy=8mm, dz=5mm
Power Drift = 0.02 dB
Peak SAR (extrapolated) = 0.475 W/kg
SAR(1 g) = 0.260 W/kg; SAR(10 g) = 0.136 W/kg

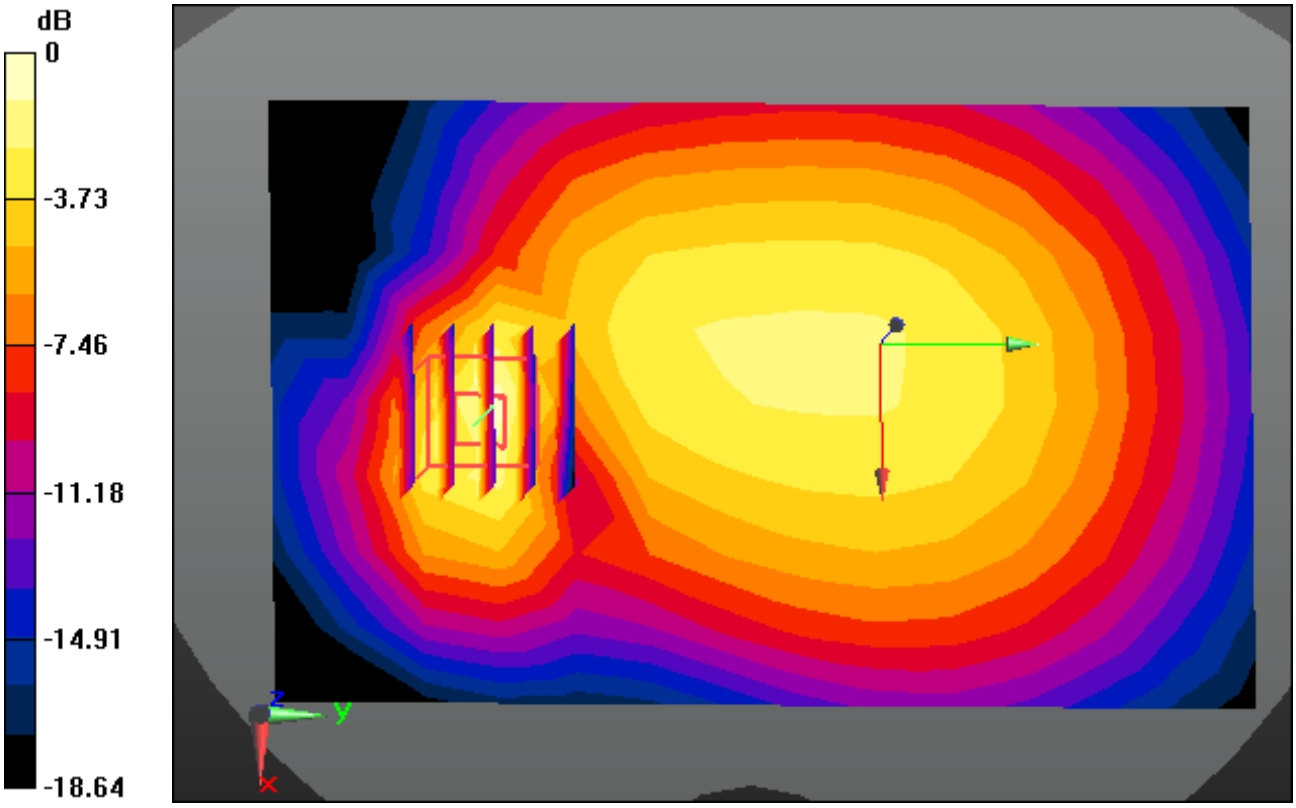

0 dB = 0.332 W/kg

DT&C Co., Ltd.

DUT: PM80; Type: PDA

Communication System: WCDMA 850 (0); Frequency: 836.6 MHz;Duty Cycle: 1:1
Medium parameters used: f = 836.6 MHz; σ = 1 S/m; ε_r = 56.808; ρ = 1000 kg/m^3
Phantom section: Flat Section

DASY5 Configuration:
Probe: ES3DV3 - SN3328; ConvF(6.35, 6.35, 6.35); Calibrated: 3/21/2017; Electronics: DAE4 Sn1392
Phantom: SAM with CRP_2016_07_22_middle; Type: QD000P40CD; Serial: TP:1786
Measurement SW: DASY52, Version 52.8 (8); SEMCAD X Version 14.6.10 (7331)

Test Date: 2017-04-05; Ambient Temp; 20.9; Tissue Temp: 21.9

1.5 cm space from Body, Rear, WCDMA Band 5 Ch. 4183, Ant Internal

Area Scan (9x14x1): Measurement grid: dx=15mm, dy=15mm
Zoom Scan (5x5x7)/Cube 0: Measurement grid: dx=8mm, dy=8mm, dz=5mm
Power Drift = 0.02 dB
Peak SAR (extrapolated) = 0.475 W/kg
SAR(1 g) = 0.260 W/kg; SAR(10 g) = 0.136 W/kg

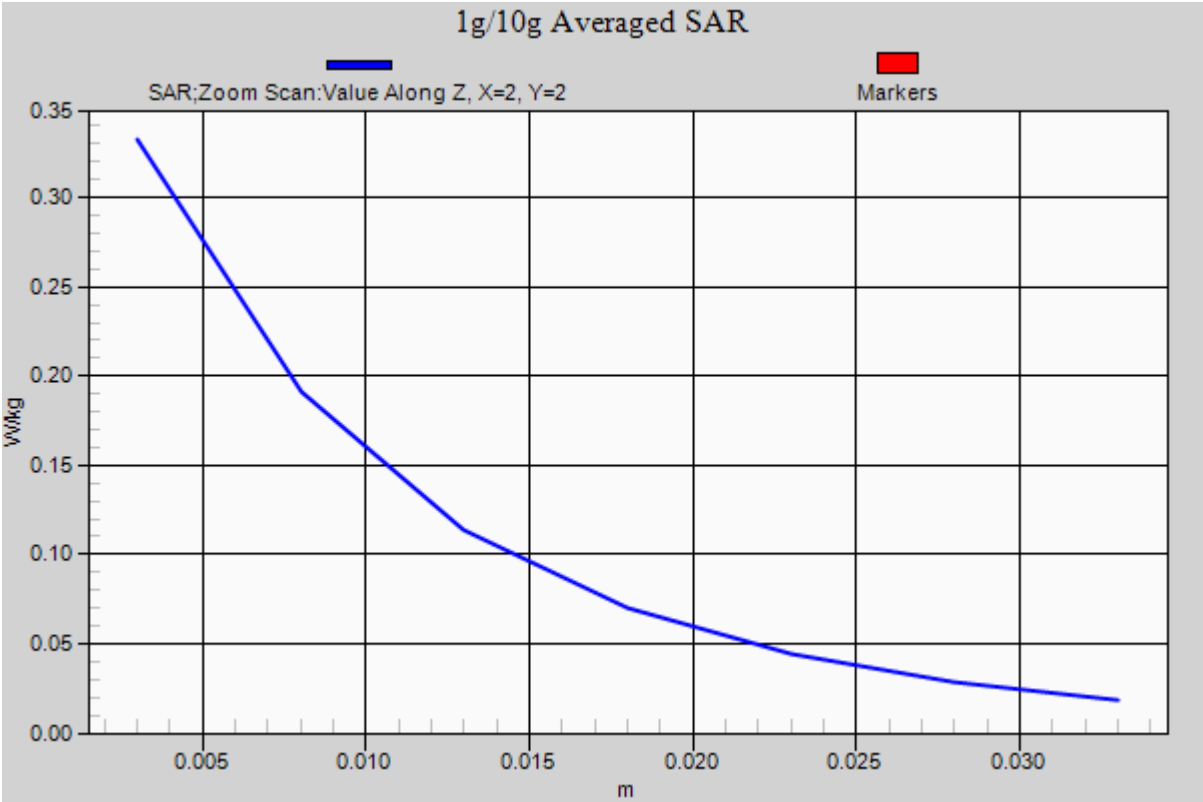

DT&C Co., Ltd.

DUT: PM80; Type: PDA

Communication System: WCDMA 1900 (0); Frequency: 1880 MHz;Duty Cycle: 1:1
Medium parameters used: f = 1880 MHz; σ = 1.506 S/m; ε_r = 51.914; ρ = 1000 kg/m^3
Phantom section: Flat Section

DASY5 Configuration:
Probe: ES3DV3 - SN3328; ConvF(4.91, 4.91, 4.91); Calibrated: 3/21/2017; Electronics: DAE4 Sn1392
Phantom: SAM with CRP_2016_07_22_middle; Type: QD000P40CD; Serial: TP:1786
Measurement SW: DASY52, Version 52.8 (8); SEMCAD X Version 14.6.10 (7331)

Test Date: 2017-04-04; Ambient Temp; 21.1; Tissue Temp: 21.8

1.5 cm space from Body, Rear, WCDMA Band 2 Ch. 9400, Ant Internal

Area Scan (9x14x1): Measurement grid: dx=15mm, dy=15mm
Zoom Scan (5x5x7)/Cube 0: Measurement grid: dx=8mm, dy=8mm, dz=5mm
Power Drift = -0.02 dB
Peak SAR (extrapolated) = 0.643 W/kg
SAR(1 g) = 0.382 W/kg; SAR(10 g) = 0.213 W/kg

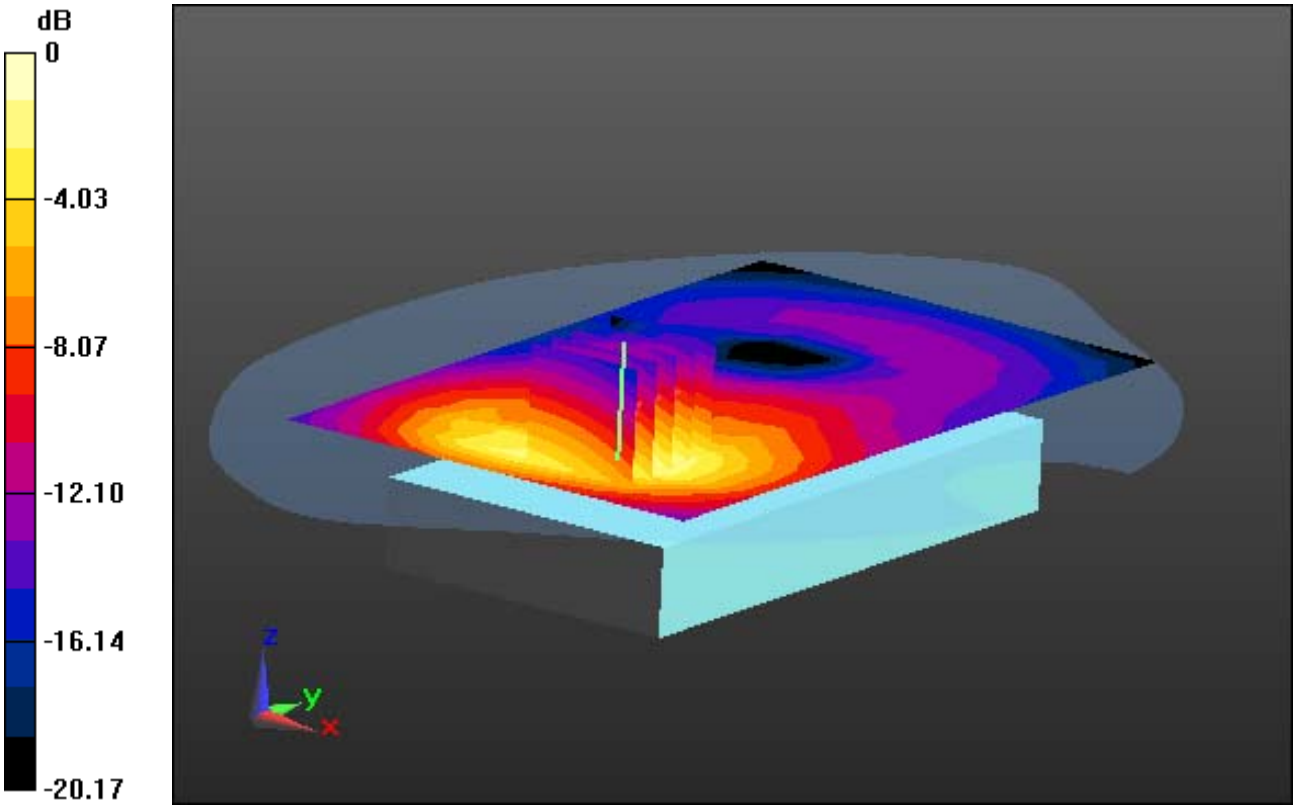

0 dB = 0.475 W/kg

DT&C Co., Ltd.

DUT: PM80; Type: PDA

Communication System: WCDMA 1900 (0); Frequency: 1880 MHz;Duty Cycle: 1:1
Medium parameters used: f = 1880 MHz; σ = 1.506 S/m; ε_r = 51.914; ρ = 1000 kg/m^3
Phantom section: Flat Section

DASY5 Configuration:
Probe: ES3DV3 - SN3328; ConvF(4.91, 4.91, 4.91); Calibrated: 3/21/2017; Electronics: DAE4 Sn1392
Phantom: SAM with CRP_2016_07_22_middle; Type: QD000P40CD; Serial: TP:1786
Measurement SW: DASY52, Version 52.8 (8); SEMCAD X Version 14.6.10 (7331)

Test Date: 2017-04-04; Ambient Temp; 21.1; Tissue Temp: 21.8

1.5 cm space from Body, Rear, WCDMA Band 2 Ch. 9400, Ant Internal

With Enlarge Plot image

Area Scan (9x14x1): Measurement grid: dx=15mm, dy=15mm
Zoom Scan (5x5x7)/Cube 0: Measurement grid: dx=8mm, dy=8mm, dz=5mm
Power Drift = -0.02 dB
Peak SAR (extrapolated) = 0.643 W/kg
SAR(1 g) = 0.382 W/kg; SAR(10 g) = 0.213 W/kg

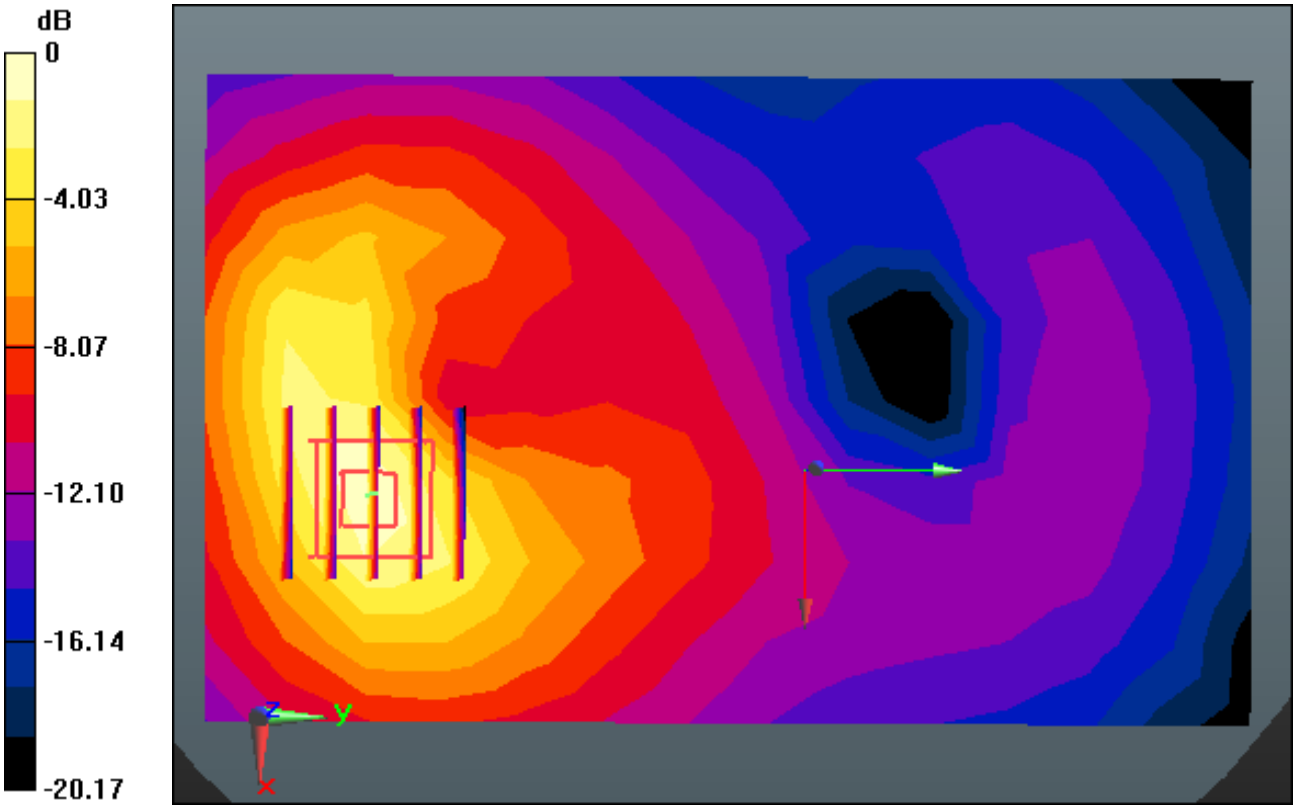

0 dB = 0.475 W/kg

DT&C Co., Ltd.

DUT: PM80; Type: PDA

Communication System: WCDMA 1900 (0); Frequency: 1880 MHz;Duty Cycle: 1:1
Medium parameters used: f = 1880 MHz; σ = 1.506 S/m; ε_r = 51.914; ρ = 1000 kg/m^3
Phantom section: Flat Section

DASY5 Configuration:
Probe: ES3DV3 - SN3328; ConvF(4.91, 4.91, 4.91); Calibrated: 3/21/2017; Electronics: DAE4 Sn1392
Phantom: SAM with CRP_2016_07_22_middle; Type: QD000P40CD; Serial: TP:1786
Measurement SW: DASY52, Version 52.8 (8); SEMCAD X Version 14.6.10 (7331)

Test Date: 2017-04-04; Ambient Temp; 21.1; Tissue Temp: 21.8

1.5 cm space from Body, Rear, WCDMA Band 2 Ch. 9400, Ant Internal

Area Scan (9x14x1): Measurement grid: dx=15mm, dy=15mm
Zoom Scan (5x5x7)/Cube 0: Measurement grid: dx=8mm, dy=8mm, dz=5mm
Power Drift = -0.02 dB
Peak SAR (extrapolated) = 0.643 W/kg
SAR(1 g) = 0.382 W/kg; SAR(10 g) = 0.213 W/kg

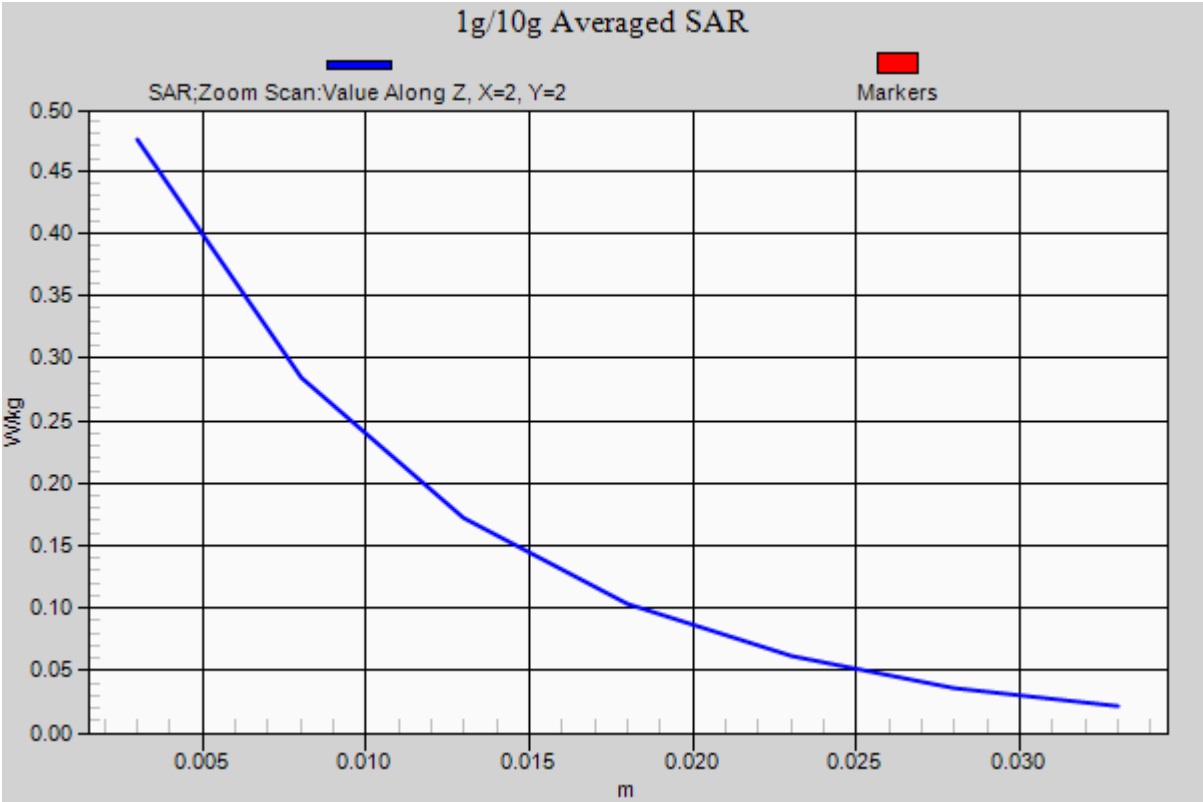

DT&C Co., Ltd.

DUT: PM80; Type: PDA

Communication System: LTE Band 17 (0); Frequency: 710 MHz;Duty Cycle: 1:1
Medium parameters used: f = 710 MHz; σ = 0.947 S/m; ε_r = 57.521; ρ = 1000 kg/m^3
Phantom section: Flat Section

DASY5 Configuration:
Probe: ES3DV3 - SN3328; ConvF(6.46, 6.46, 6.46); Calibrated: 3/21/2017; Electronics: DAE4 Sn1392
Phantom: SAM with CRP_2016_07_22_middle; Type: QD000P40CD; Serial: TP:1786
Measurement SW: DASY52, Version 52.8 (8); SEMCAD X Version 14.6.10 (7331)

Test Date: 2017-04-12; Ambient Temp: 21.1; Tissue Temp: 22.0

1.5 cm space from Body, Rear, LTE Band 17 Ch. 23790, Ant Internal

Mode : BandWidth 10 MHz, QPSK, RB Size: 1

Area Scan (9x14x1): Measurement grid: dx=15mm, dy=15mm
Zoom Scan (5x5x7)/Cube 0: Measurement grid: dx=8mm, dy=8mm, dz=5mm
Power Drift = -0.01 dB
Peak SAR (extrapolated) = 0.255 W/kg
SAR(1 g) = 0.201 W/kg; SAR(10 g) = 0.150 W/kg

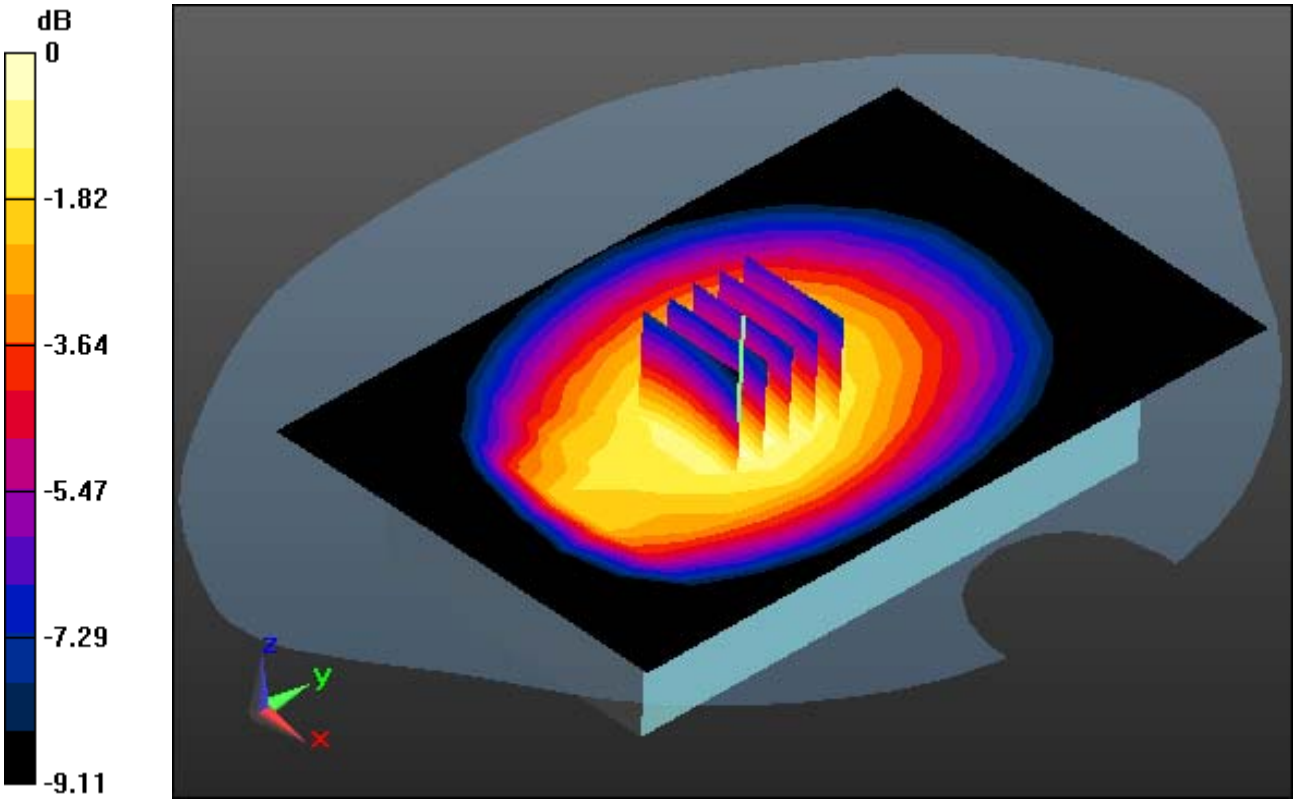

0 dB = 0.221 W/kg

DT&C Co., Ltd.

DUT: PM80; Type: PDA

Communication System: LTE Band 17 (0); Frequency: 710 MHz;Duty Cycle: 1:1
Medium parameters used: f = 710 MHz; σ = 0.947 S/m; ε_r = 57.521; ρ = 1000 kg/m^3
Phantom section: Flat Section

DASY5 Configuration:
Probe: ES3DV3 - SN3328; ConvF(6.46, 6.46, 6.46); Calibrated: 3/21/2017; Electronics: DAE4 Sn1392
Phantom: SAM with CRP_2016_07_22_middle; Type: QD000P40CD; Serial: TP:1786
Measurement SW: DASY52, Version 52.8 (8); SEMCAD X Version 14.6.10 (7331)

Test Date: 2017-04-12; Ambient Temp: 21.1; Tissue Temp: 22.0

1.5 cm space from Body, Rear, LTE Band 17 Ch. 23790, Ant Internal

Mode : BandWidth 10 MHz, QPSK, RB Size: 1

With Enlarge Plot image

Area Scan (9x14x1): Measurement grid: dx=15mm, dy=15mm
Zoom Scan (5x5x7)/Cube 0: Measurement grid: dx=8mm, dy=8mm, dz=5mm
Power Drift = -0.01 dB
Peak SAR (extrapolated) = 0.255 W/kg
SAR(1 g) = 0.201 W/kg; SAR(10 g) = 0.150 W/kg

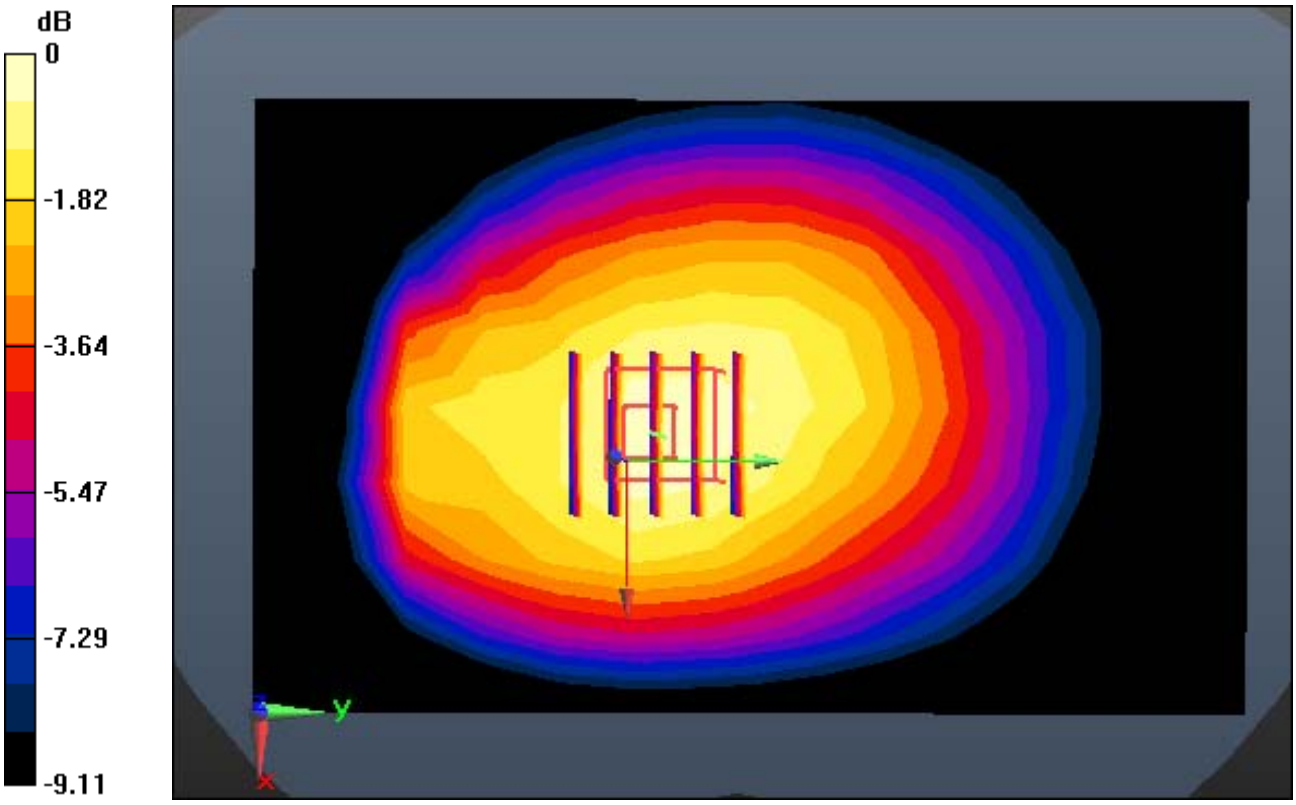

0 dB = 0.221 W/kg

DT&C Co., Ltd.

DUT: PM80; Type: PDA

Communication System: LTE Band 17 (0); Frequency: 710 MHz;Duty Cycle: 1:1
Medium parameters used: f = 710 MHz; σ = 0.947 S/m; ε_r = 57.521; ρ = 1000 kg/m^3
Phantom section: Flat Section

DASY5 Configuration:
Probe: ES3DV3 - SN3328; ConvF(6.46, 6.46, 6.46); Calibrated: 3/21/2017; Electronics: DAE4 Sn1392
Phantom: SAM with CRP_2016_07_22_middle; Type: QD000P40CD; Serial: TP:1786
Measurement SW: DASY52, Version 52.8 (8); SEMCAD X Version 14.6.10 (7331)

Test Date: 2017-04-12; Ambient Temp: 21.1; Tissue Temp: 22.0

1.5 cm space from Body, Rear, LTE Band 17 Ch. 23790, Ant Internal

Mode : BandWidth 10 MHz, QPSK, RB Size: 1

Area Scan (9x14x1): Measurement grid: dx=15mm, dy=15mm
Zoom Scan (5x5x7)/Cube 0: Measurement grid: dx=8mm, dy=8mm, dz=5mm
Power Drift = -0.01 dB
Peak SAR (extrapolated) = 0.255 W/kg
SAR(1 g) = 0.201 W/kg; SAR(10 g) = 0.150 W/kg

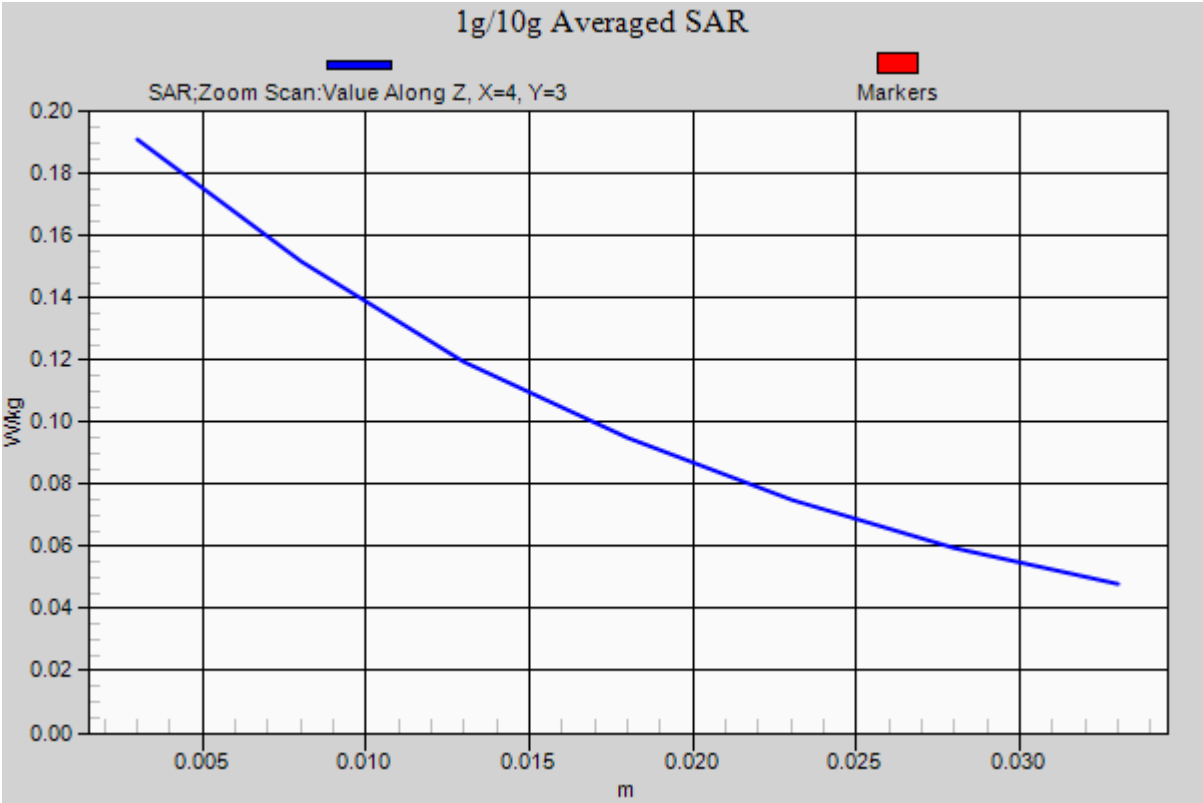

DT&C Co., Ltd.

DUT: PM80; Type: PDA

Communication System: LTE Band 5(FCC) (0); Frequency: 836.5 MHz;Duty Cycle: 1:1
Medium parameters used: f = 836.5 MHz; σ = 1.005 S/m; ε_r = 57.212; ρ = 1000 kg/m^3
Phantom section: Flat Section

DASY5 Configuration:
Probe: ES3DV3 - SN3328; ConvF(6.35, 6.35, 6.35); Calibrated: 3/21/2017; Electronics: DAE4 Sn1392
Phantom: SAM with CRP_2016_07_22_middle; Type: QD000P40CD; Serial: TP:1786
Measurement SW: DASY52, Version 52.8 (8); SEMCAD X Version 14.6.10 (7331)

Test Date: 2017-04-10; Ambient Temp: 20.8; Tissue Temp: 22.2

1.5 cm space from Body, Rear, LTE Band 5 Ch. 20525, Ant Internal

Mode : BandWidth 10 MHz, QPSK, RB Size: 1

Area Scan (9x14x1): Measurement grid: dx=15mm, dy=15mm
Zoom Scan (5x5x7)/Cube 0: Measurement grid: dx=8mm, dy=8mm, dz=5mm
Power Drift = -0.02 dB
Peak SAR (extrapolated) = 0.301 W/kg
SAR(1 g) = 0.164 W/kg; SAR(10 g) = 0.084 W/kg

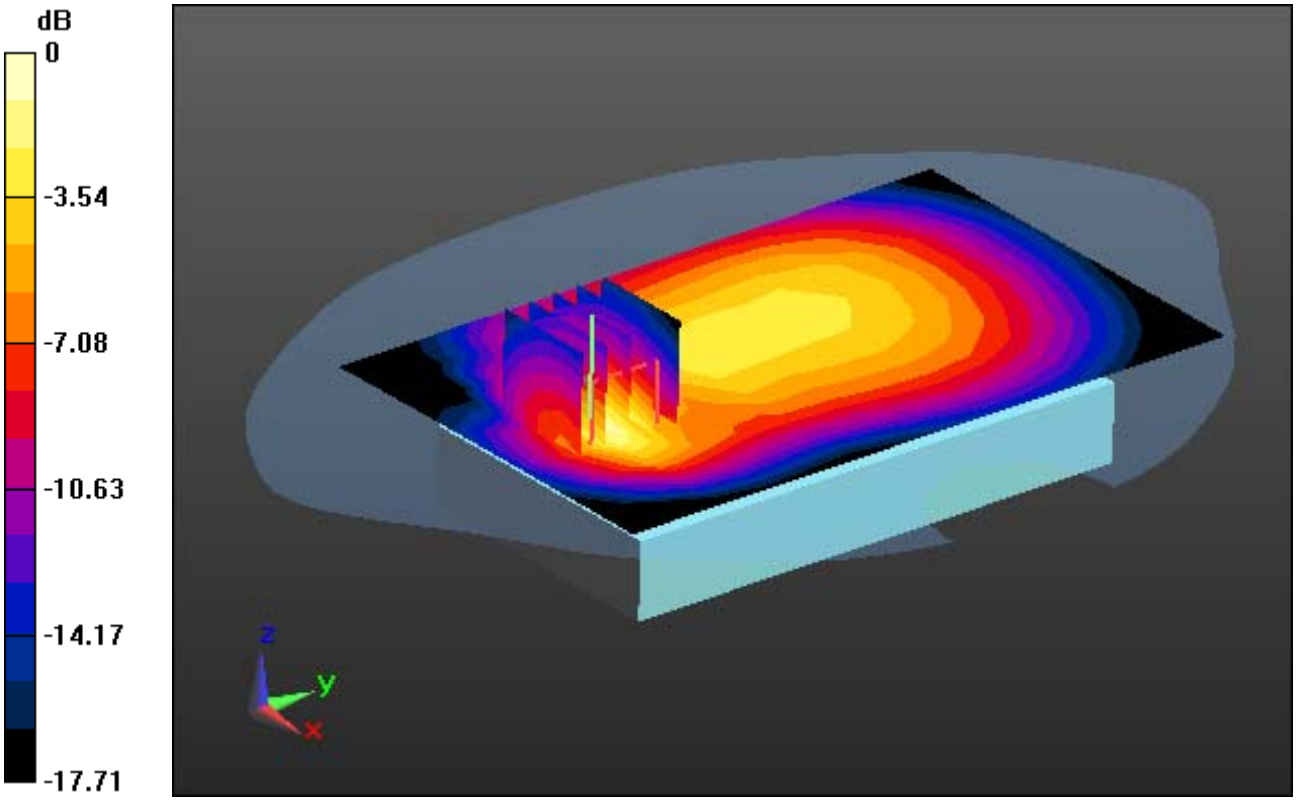

0 dB = 0.205 W/kg

DT&C Co., Ltd.

DUT: PM80; Type: PDA

Communication System: LTE Band 5(FCC) (0); Frequency: 836.5 MHz;Duty Cycle: 1:1
Medium parameters used: f = 836.5 MHz; σ = 1.005 S/m; ε_r = 57.212; ρ = 1000 kg/m^3
Phantom section: Flat Section

DASY5 Configuration:
Probe: ES3DV3 - SN3328; ConvF(6.35, 6.35, 6.35); Calibrated: 3/21/2017; Electronics: DAE4 Sn1392
Phantom: SAM with CRP_2016_07_22_middle; Type: QD000P40CD; Serial: TP:1786
Measurement SW: DASY52, Version 52.8 (8); SEMCAD X Version 14.6.10 (7331)

Test Date: 2017-04-10; Ambient Temp: 20.8; Tissue Temp: 22.2

1.5 cm space from Body, Rear, LTE Band 5 Ch. 20525, Ant Internal

Mode : BandWidth 10 MHz, QPSK, RB Size: 1

With Enlarge Plot image

Area Scan (9x14x1): Measurement grid: dx=15mm, dy=15mm
Zoom Scan (5x5x7)/Cube 0: Measurement grid: dx=8mm, dy=8mm, dz=5mm
Power Drift = -0.02 dB
Peak SAR (extrapolated) = 0.301 W/kg
SAR(1 g) = 0.164 W/kg; SAR(10 g) = 0.084 W/kg

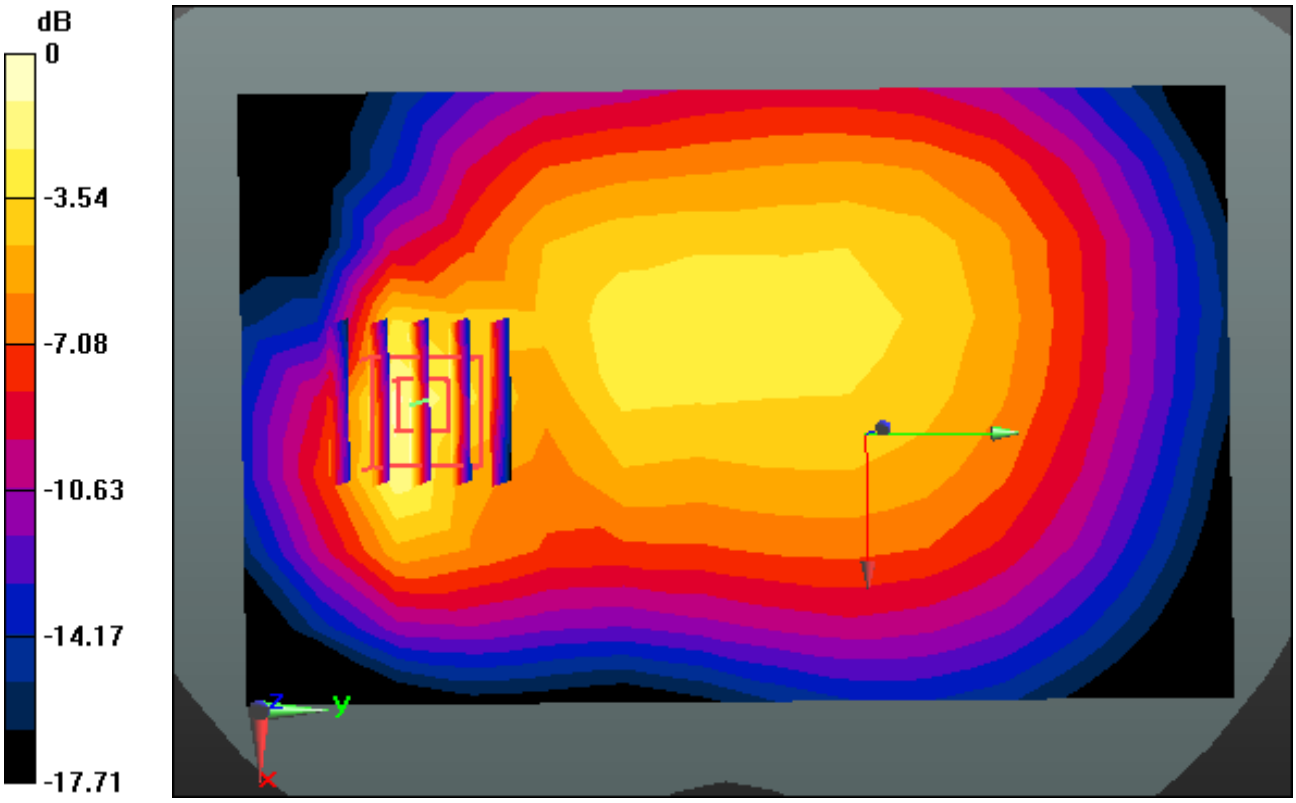

0 dB = 0.205 W/kg

DT&C Co., Ltd.

DUT: PM80; Type: PDA

Communication System: LTE Band 5(FCC) (0); Frequency: 836.5 MHz;Duty Cycle: 1:1
Medium parameters used: f = 836.5 MHz; σ = 1.005 S/m; ε_r = 57.212; ρ = 1000 kg/m^3
Phantom section: Flat Section

DASY5 Configuration:
Probe: ES3DV3 - SN3328; ConvF(6.35, 6.35, 6.35); Calibrated: 3/21/2017; Electronics: DAE4 Sn1392
Phantom: SAM with CRP_2016_07_22_middle; Type: QD000P40CD; Serial: TP:1786
Measurement SW: DASY52, Version 52.8 (8); SEMCAD X Version 14.6.10 (7331)

Test Date: 2017-04-10; Ambient Temp: 20.8; Tissue Temp: 22.2

1.5 cm space from Body, Rear, LTE Band 5 Ch. 20525, Ant Internal

Mode : BandWidth 10 MHz, QPSK, RB Size: 1

Area Scan (9x14x1): Measurement grid: dx=15mm, dy=15mm
Zoom Scan (5x5x7)/Cube 0: Measurement grid: dx=8mm, dy=8mm, dz=5mm
Power Drift = -0.02 dB
Peak SAR (extrapolated) = 0.301 W/kg
SAR(1 g) = 0.164 W/kg; SAR(10 g) = 0.084 W/kg

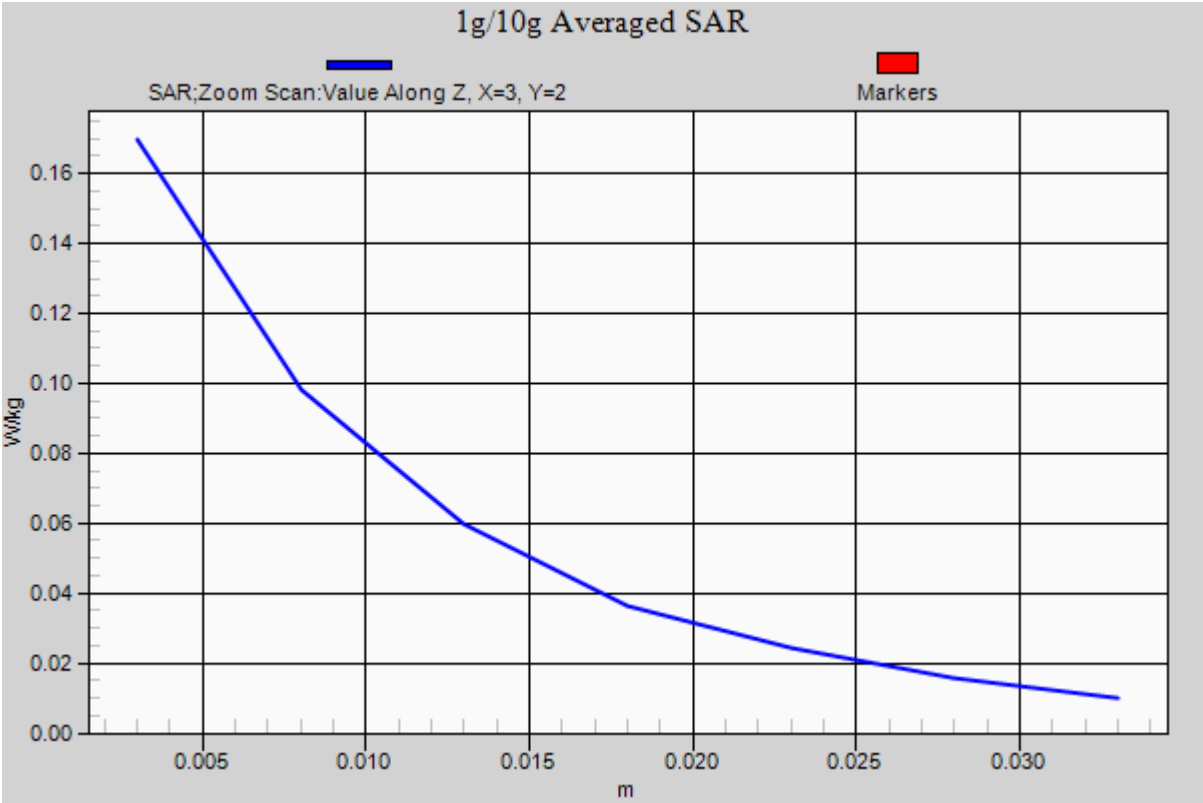

DT&C Co., Ltd.

DUT: PM80; Type: PDA

Communication System: LTE Band 4 (0); Frequency: 1732.5 MHz;Duty Cycle: 1:1
Medium parameters used: f = 1732.5 MHz; σ = 1.515 S/m; ε_r = 52.856; ρ = 1000 kg/m^3
Phantom section: Flat Section

DASY5 Configuration:
Probe: ES3DV3 - SN3328; ConvF(5.08, 5.08, 5.08); Calibrated: 3/21/2017; Electronics: DAE4 Sn1392
Phantom: SAM with CRP_2016_07_22_middle; Type: QD000P40CD; Serial: TP:1786
Measurement SW: DASY52, Version 52.8 (8); SEMCAD X Version 14.6.10 (7331)

Test Date: 2017-04-07; Ambient Temp: 20.9; Tissue Temp: 21.8

1.5 cm space from Body, Rear, LTE Band 4 Ch. 20175, Ant Internal

Mode : BandWidth 20 MHz, QPSK, RB Size: 1

Area Scan (9x14x1): Measurement grid: dx=15mm, dy=15mm
Zoom Scan (5x5x7)/Cube 0: Measurement grid: dx=8mm, dy=8mm, dz=5mm
Power Drift = -0.03 dB
Peak SAR (extrapolated) = 0.700 W/kg
SAR(1 g) = 0.439 W/kg; SAR(10 g) = 0.258 W/kg

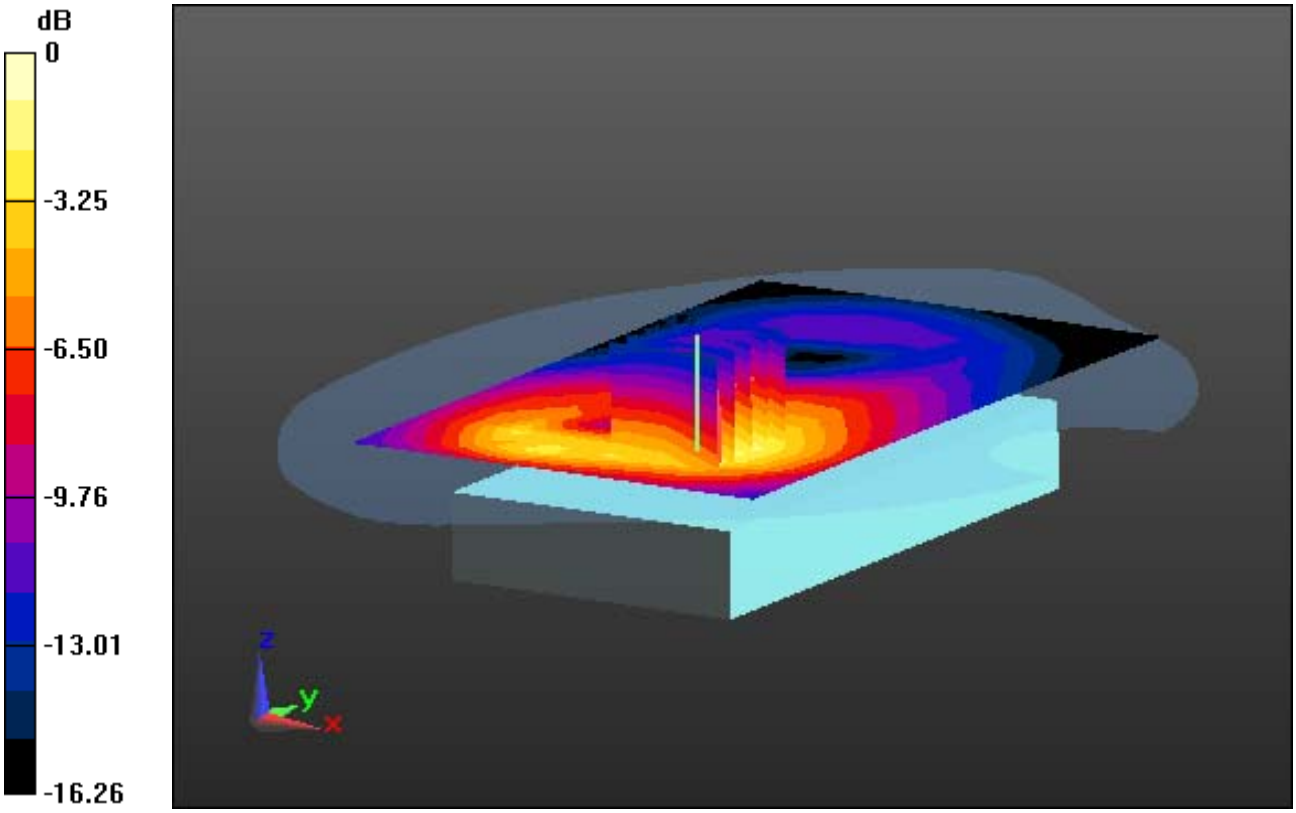

0 dB = 0.527 W/kg

DT&C Co., Ltd.

DUT: PM80; Type: PDA

Communication System: LTE Band 4 (0); Frequency: 1732.5 MHz;Duty Cycle: 1:1
Medium parameters used: f = 1732.5 MHz; σ = 1.515 S/m; ε_r = 52.856; ρ = 1000 kg/m^3
Phantom section: Flat Section

DASY5 Configuration:
Probe: ES3DV3 - SN3328; ConvF(5.08, 5.08, 5.08); Calibrated: 3/21/2017; Electronics: DAE4 Sn1392
Phantom: SAM with CRP_2016_07_22_middle; Type: QD000P40CD; Serial: TP:1786
Measurement SW: DASY52, Version 52.8 (8); SEMCAD X Version 14.6.10 (7331)

Test Date: 2017-04-07; Ambient Temp: 20.9; Tissue Temp: 21.8

1.5 cm space from Body, Rear, LTE Band 4 Ch. 20175, Ant Internal

Mode : BandWidth 20 MHz, QPSK, RB Size: 1

With Enlarge Plot image

Area Scan (9x14x1): Measurement grid: dx=15mm, dy=15mm
Zoom Scan (5x5x7)/Cube 0: Measurement grid: dx=8mm, dy=8mm, dz=5mm
Power Drift = -0.03 dB
Peak SAR (extrapolated) = 0.700 W/kg
SAR(1 g) = 0.439 W/kg; SAR(10 g) = 0.258 W/kg

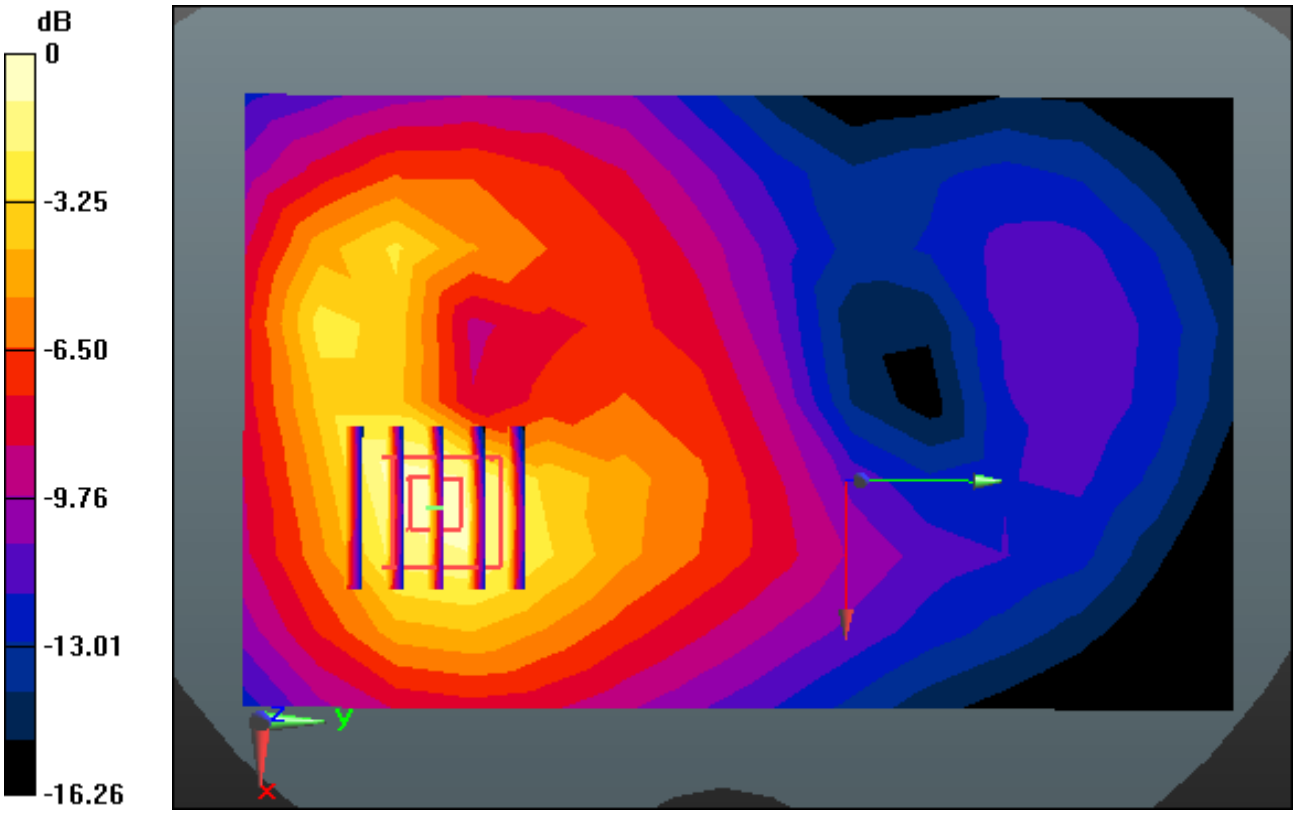

0 dB = 0.527 W/kg

DT&C Co., Ltd.

DUT: PM80; Type: PDA

Communication System: LTE Band 4 (0); Frequency: 1732.5 MHz;Duty Cycle: 1:1
Medium parameters used: f = 1732.5 MHz; σ = 1.515 S/m; ε_r = 52.856; ρ = 1000 kg/m^3
Phantom section: Flat Section

DASY5 Configuration:
Probe: ES3DV3 - SN3328; ConvF(5.08, 5.08, 5.08); Calibrated: 3/21/2017; Electronics: DAE4 Sn1392
Phantom: SAM with CRP_2016_07_22_middle; Type: QD000P40CD; Serial: TP:1786
Measurement SW: DASY52, Version 52.8 (8); SEMCAD X Version 14.6.10 (7331)

Test Date: 2017-04-07; Ambient Temp: 20.9; Tissue Temp: 21.8

1.5 cm space from Body, Rear, LTE Band 4 Ch. 20175, Ant Internal

Mode : BandWidth 20 MHz, QPSK, RB Size: 1

Area Scan (9x14x1): Measurement grid: dx=15mm, dy=15mm
Zoom Scan (5x5x7)/Cube 0: Measurement grid: dx=8mm, dy=8mm, dz=5mm
Power Drift = -0.03 dB
Peak SAR (extrapolated) = 0.700 W/kg
SAR(1 g) = 0.439 W/kg; SAR(10 g) = 0.258 W/kg

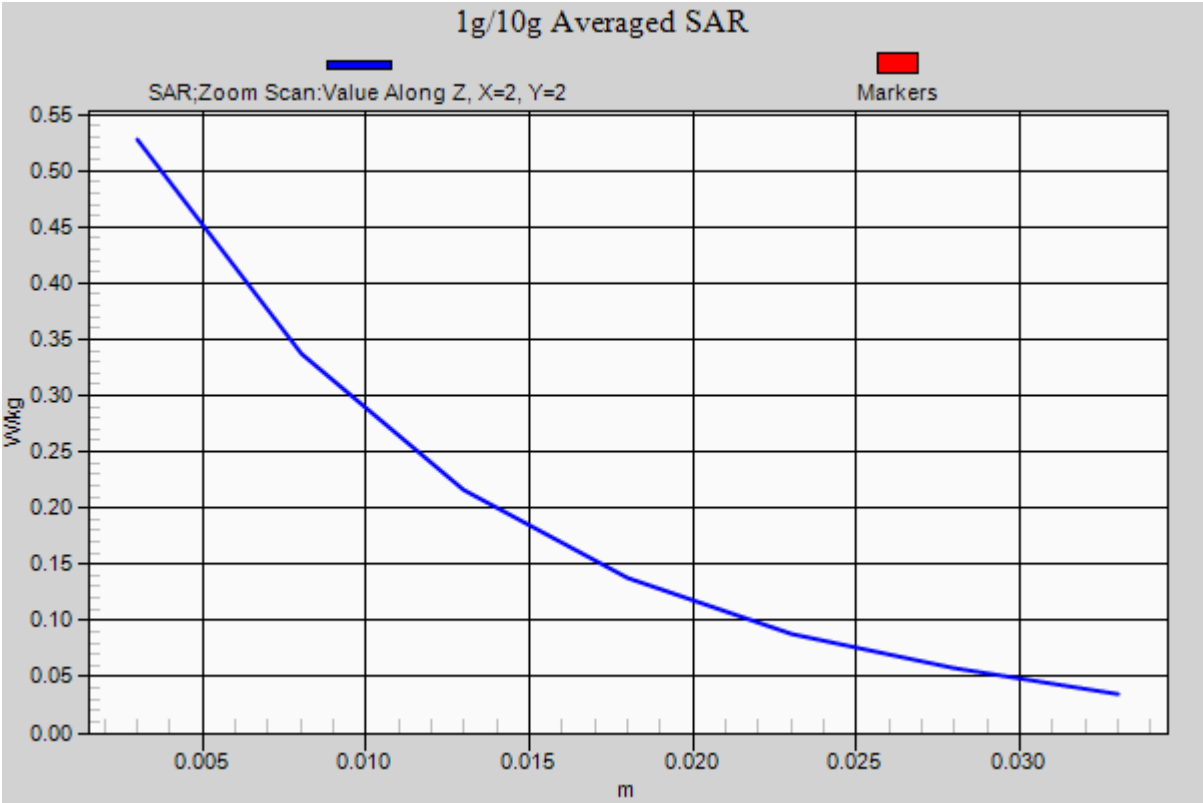

DT&C Co., Ltd.

DUT: PM80; Type: PDA

Communication System: LTE Band 2 (0); Frequency: 1860 MHz;Duty Cycle: 1:1
Medium parameters used: f = 1860 MHz; σ = 1.538 S/m; ε_r = 52.124; ρ = 1000 kg/m^3
Phantom section: Flat Section

DASY5 Configuration:
Probe: ES3DV3 - SN3328; ConvF(4.91, 4.91, 4.91); Calibrated: 3/21/2017; Electronics: DAE4 Sn1392
Phantom: SAM with CRP_2016_07_22_middle; Type: QD000P40CD; Serial: TP:1786
Measurement SW: DASY52, Version 52.8 (8); SEMCAD X Version 14.6.10 (7331)

Test Date: 2017-04-06; Ambient Temp: 20.7; Tissue Temp: 21.3

1.5 cm space from Body, Rear, LTE Band 2 Ch. 18700, Ant Internal

Mode : BandWidth 20 MHz, QPSK, RB Size: 1

Area Scan (9x14x1): Measurement grid: dx=15mm, dy=15mm
Zoom Scan (5x5x7)/Cube 0: Measurement grid: dx=8mm, dy=8mm, dz=5mm
Power Drift = -0.09 dB
Peak SAR (extrapolated) = 0.702 W/kg
SAR(1 g) = 0.420 W/kg; SAR(10 g) = 0.234 W/kg

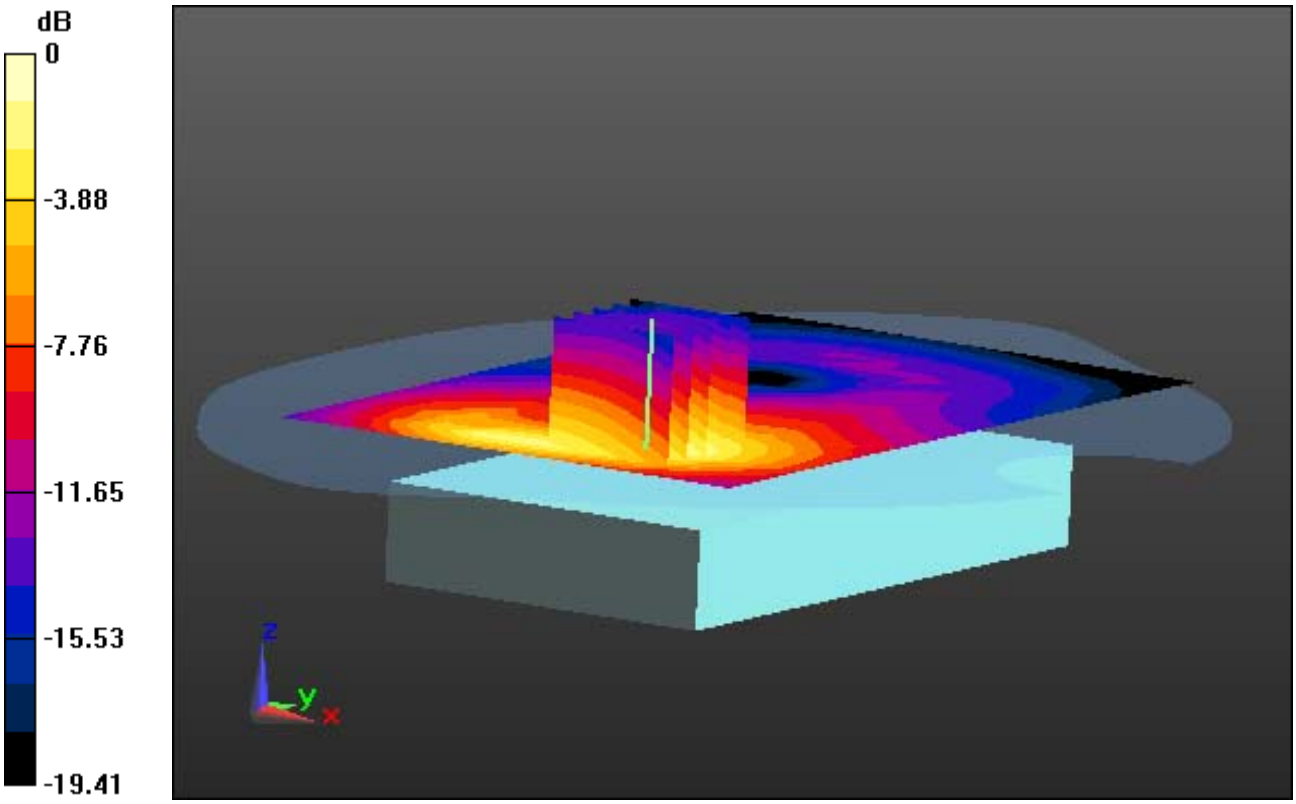

0 dB = 0.514 W/kg

DT&C Co., Ltd.

DUT: PM80; Type: PDA

Communication System: LTE Band 2 (0); Frequency: 1860 MHz;Duty Cycle: 1:1
Medium parameters used: f = 1860 MHz; σ = 1.538 S/m; ε_r = 52.124; ρ = 1000 kg/m^3
Phantom section: Flat Section

DASY5 Configuration:
Probe: ES3DV3 - SN3328; ConvF(4.91, 4.91, 4.91); Calibrated: 3/21/2017; Electronics: DAE4 Sn1392
Phantom: SAM with CRP_2016_07_22_middle; Type: QD000P40CD; Serial: TP:1786
Measurement SW: DASY52, Version 52.8 (8); SEMCAD X Version 14.6.10 (7331)

Test Date: 2017-04-06; Ambient Temp: 20.7; Tissue Temp: 21.3

1.5 cm space from Body, Rear, LTE Band 2 Ch. 18700, Ant Internal

Mode : BandWidth 20 MHz, QPSK, RB Size: 1

With Enlarge Plot image

Area Scan (9x14x1): Measurement grid: dx=15mm, dy=15mm
Zoom Scan (5x5x7)/Cube 0: Measurement grid: dx=8mm, dy=8mm, dz=5mm
Power Drift = -0.09 dB
Peak SAR (extrapolated) = 0.702 W/kg
SAR(1 g) = 0.420 W/kg; SAR(10 g) = 0.234 W/kg

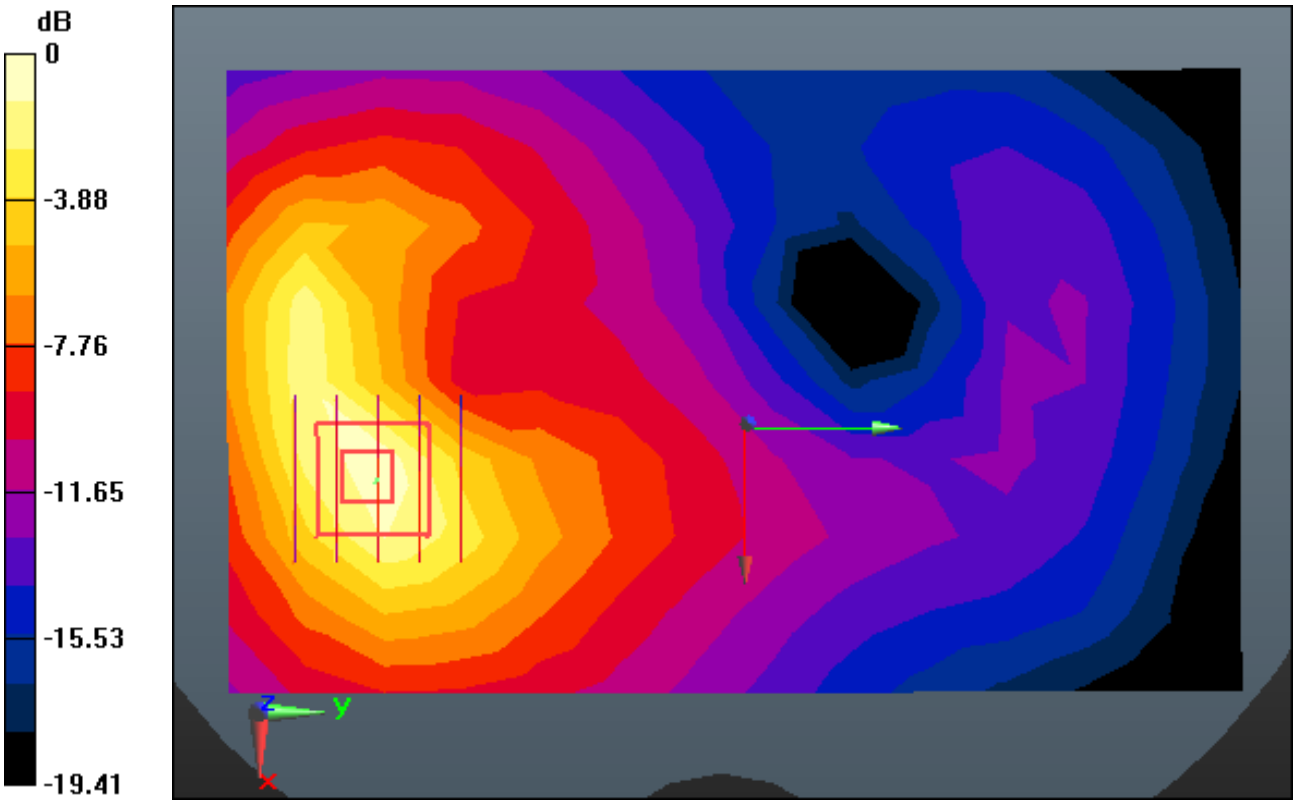

0 dB = 0.514 W/kg

DT&C Co., Ltd.

DUT: PM80; Type: PDA

Communication System: LTE Band 2 (0); Frequency: 1860 MHz;Duty Cycle: 1:1
Medium parameters used: f = 1860 MHz; σ = 1.538 S/m; ε_r = 52.124; ρ = 1000 kg/m^3
Phantom section: Flat Section

DASY5 Configuration:
Probe: ES3DV3 - SN3328; ConvF(4.91, 4.91, 4.91); Calibrated: 3/21/2017; Electronics: DAE4 Sn1392
Phantom: SAM with CRP_2016_07_22_middle; Type: QD000P40CD; Serial: TP:1786
Measurement SW: DASY52, Version 52.8 (8); SEMCAD X Version 14.6.10 (7331)

Test Date: 2017-04-06; Ambient Temp: 20.7; Tissue Temp: 21.3

1.5 cm space from Body, Rear, LTE Band 2 Ch. 18700, Ant Internal

Mode : BandWidth 20 MHz, QPSK, RB Size: 1

Area Scan (9x14x1): Measurement grid: dx=15mm, dy=15mm
Zoom Scan (5x5x7)/Cube 0: Measurement grid: dx=8mm, dy=8mm, dz=5mm
Power Drift = -0.09 dB
Peak SAR (extrapolated) = 0.702 W/kg
SAR(1 g) = 0.420 W/kg; SAR(10 g) = 0.234 W/kg

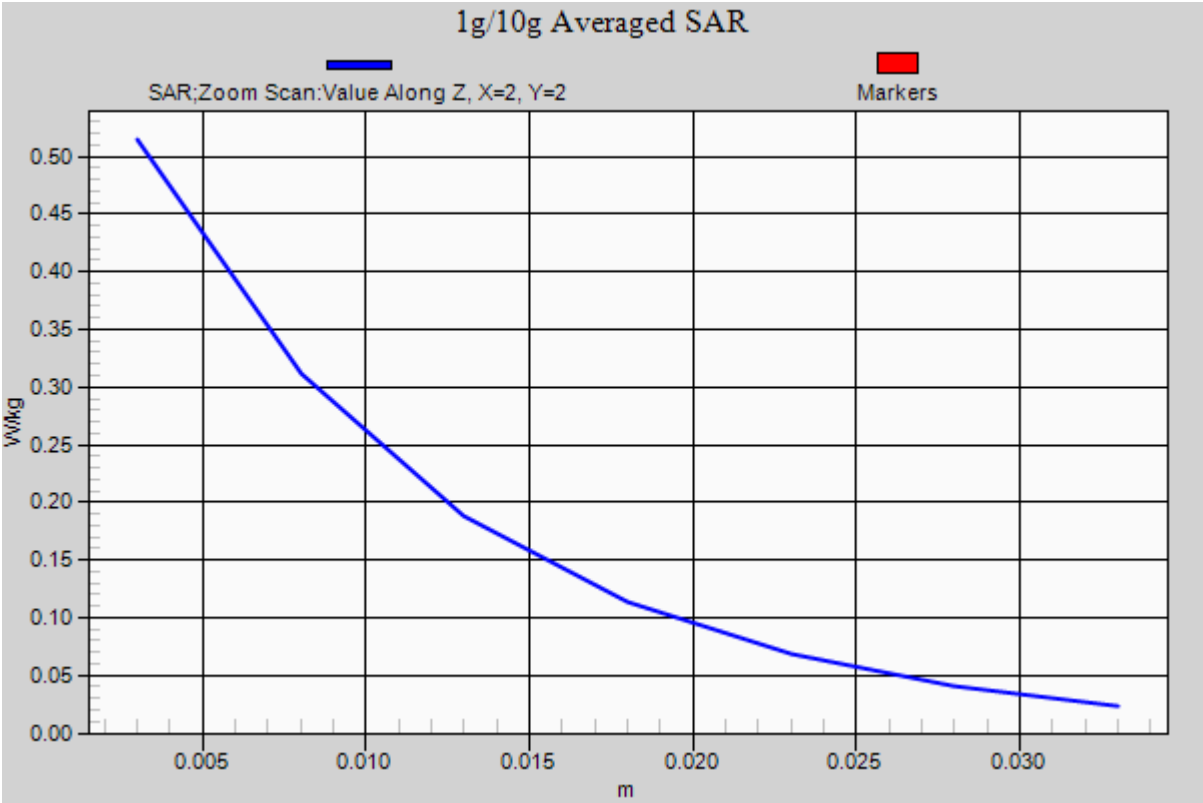

DT&C Co., Ltd.

DUT: PM80; Type: PDA

Communication System: LTE Band 7(FCC) (0); Frequency: 2560 MHz;Duty Cycle: 1:1
Medium parameters used: f = 2560 MHz; σ = 2.141 S/m; ε_r = 51.511; ρ = 1000 kg/m^3
Phantom section: Flat Section

DASY5 Configuration:
Probe: ES3DV3 - SN3328; ConvF(4.28, 4.28, 4.28); Calibrated: 3/21/2017; Electronics: DAE4 Sn1392
Phantom: SAM with CRP_2016_07_22_middle; Type: QD000P40CD; Serial: TP:1786
Measurement SW: DASY52, Version 52.8 (8); SEMCAD X Version 14.6.10 (7331)

Test Date: 2017-04-11; Ambient Temp: 21.4; Tissue Temp: 22.0

1.5 cm space from Body, Rear, LTE Band 7 Ch. 21350, Ant Internal

Mode : BandWidth 20 MHz, QPSK, RB Size: 50

Area Scan (11x17x1): Measurement grid: dx=12mm, dy=12mm
Zoom Scan (7x7x7)/Cube 0: Measurement grid: dx=5mm, dy=5mm, dz=5mm
Power Drift = 0.15 dB
Peak SAR (extrapolated) = 1.46 W/kg
SAR(1 g) = 0.735 W/kg; SAR(10 g) = 0.375 W/kg

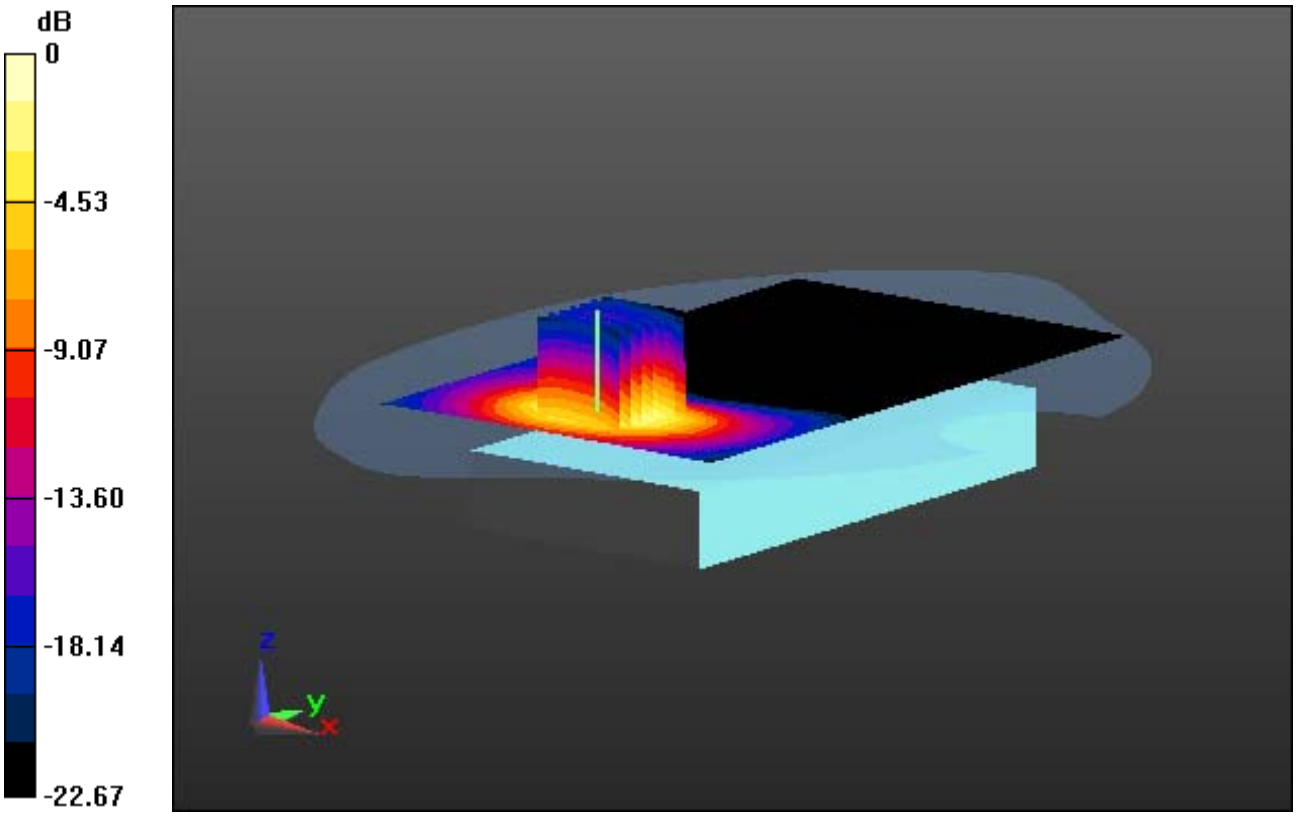

0 dB = 0.939 W/kg

DT&C Co., Ltd.

DUT: PM80; Type: PDA

Communication System: LTE Band 7(FCC) (0); Frequency: 2560 MHz;Duty Cycle: 1:1
Medium parameters used: f = 2560 MHz; σ = 2.141 S/m; ε_r = 51.511; ρ = 1000 kg/m^3
Phantom section: Flat Section

DASY5 Configuration:
Probe: ES3DV3 - SN3328; ConvF(4.28, 4.28, 4.28); Calibrated: 3/21/2017; Electronics: DAE4 Sn1392
Phantom: SAM with CRP_2016_07_22_middle; Type: QD000P40CD; Serial: TP:1786
Measurement SW: DASY52, Version 52.8 (8); SEMCAD X Version 14.6.10 (7331)

Test Date: 2017-04-11; Ambient Temp: 21.4; Tissue Temp: 22.0

1.5 cm space from Body, Rear, LTE Band 7 Ch. 21350, Ant Internal

Mode : BandWidth 20 MHz, QPSK, RB Size: 50

With Enlarge Plot image

Area Scan (11x17x1): Measurement grid: dx=12mm, dy=12mm
Zoom Scan (7x7x7)/Cube 0: Measurement grid: dx=5mm, dy=5mm, dz=5mm
Power Drift = 0.15 dB
Peak SAR (extrapolated) = 1.46 W/kg
SAR(1 g) = 0.735 W/kg; SAR(10 g) = 0.375 W/kg

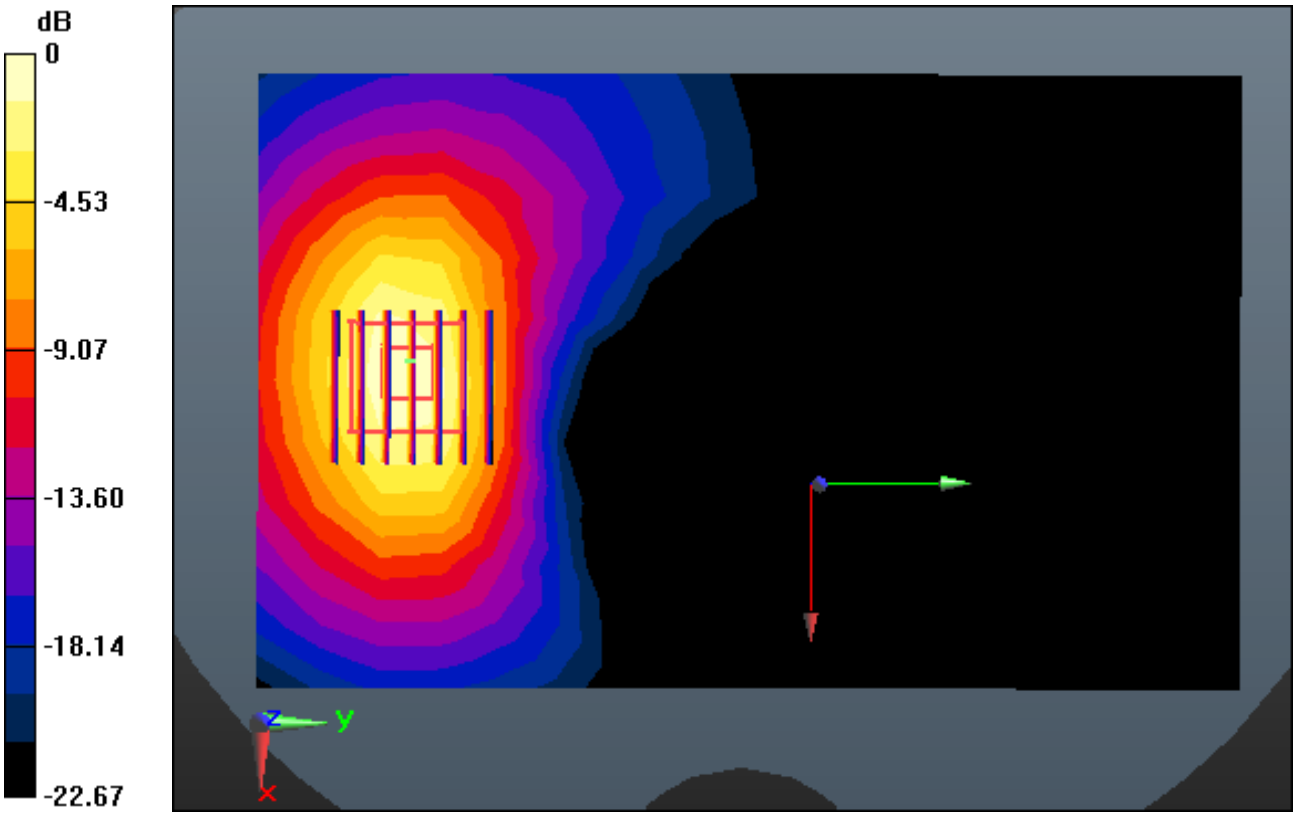

0 dB = 0.939 W/kg

DT&C Co., Ltd.

DUT: PM80; Type: PDA

Communication System: LTE Band 7(FCC) (0); Frequency: 2560 MHz;Duty Cycle: 1:1
Medium parameters used: f = 2560 MHz; σ = 2.141 S/m; ε_r = 51.511; ρ = 1000 kg/m^3
Phantom section: Flat Section

DASY5 Configuration:
Probe: ES3DV3 - SN3328; ConvF(4.28, 4.28, 4.28); Calibrated: 3/21/2017; Electronics: DAE4 Sn1392
Phantom: SAM with CRP_2016_07_22_middle; Type: QD000P40CD; Serial: TP:1786
Measurement SW: DASY52, Version 52.8 (8); SEMCAD X Version 14.6.10 (7331)

Test Date: 2017-04-11; Ambient Temp: 21.4; Tissue Temp: 22.0

1.5 cm space from Body, Rear, LTE Band 7 Ch. 21350, Ant Internal

Mode : BandWidth 20 MHz, QPSK, RB Size: 50

Area Scan (11x17x1): Measurement grid: dx=12mm, dy=12mm
Zoom Scan (7x7x7)/Cube 0: Measurement grid: dx=5mm, dy=5mm, dz=5mm
Power Drift = 0.15 dB
Peak SAR (extrapolated) = 1.46 W/kg
SAR(1 g) = 0.735 W/kg; SAR(10 g) = 0.375 W/kg

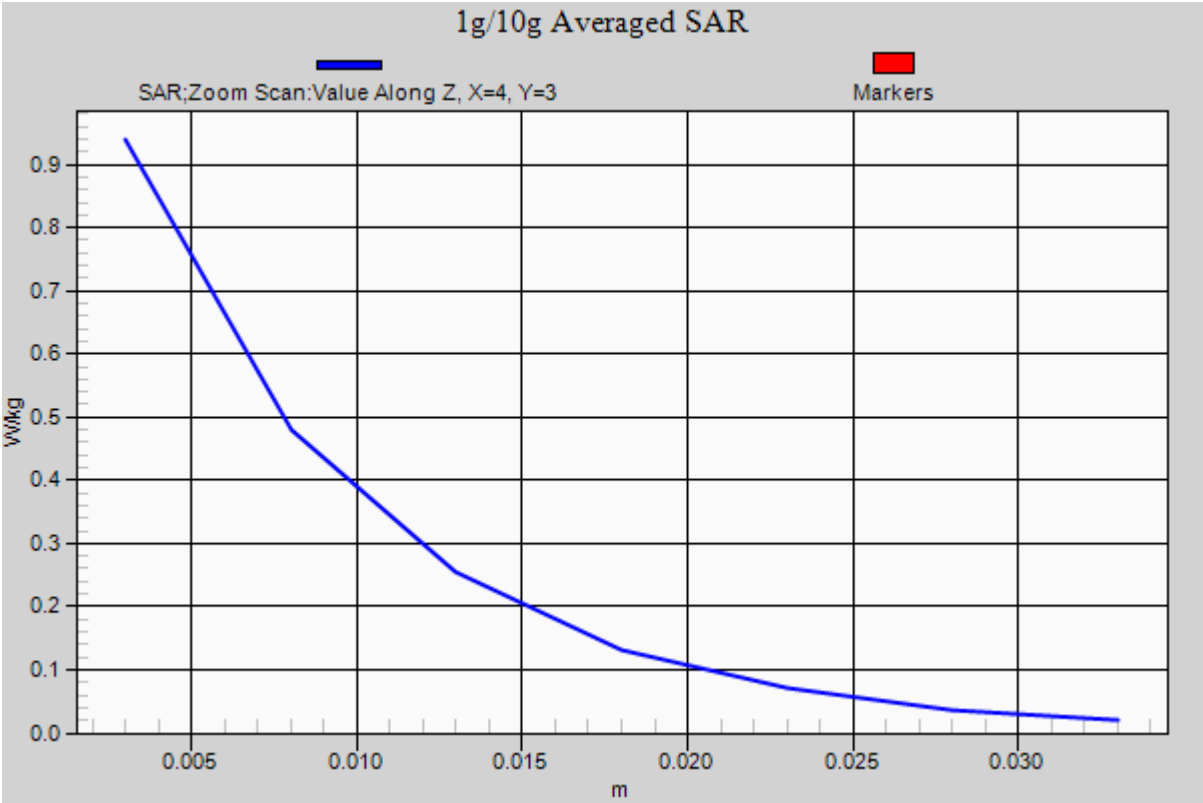

DT&C Co., Ltd.

DUT: PM80; Type: PDA

Communication System: W-LAN (0); Frequency: 2462 MHz;Duty Cycle: 1:1
Medium parameters used: f = 2462 MHz; σ = 2.006 S/m; ε_r = 51.344; ρ = 1000 kg/m^3
Phantom section: Flat Section

DASY5 Configuration:
Probe: ES3DV3 - SN3328; ConvF(4.53, 4.53, 4.53); Calibrated: 3/21/2017; Electronics: DAE4 Sn1392
Phantom: SAM with CRP_2016_07_22_middle; Type: QD000P40CD; Serial: TP:1786
Measurement SW: DASY52, Version 52.8 (8); SEMCAD X Version 14.6.10 (7331)

Test Date: 2017-04-13; Ambient Temp; 20.7; Tissue Temp: 21.3

1.5 cm space from Body, Front, W-LAN(2.4G 802.11b) Ch. 11, Ant Internal

Area Scan (11x17x1): Measurement grid: dx=12mm, dy=12mm
Zoom Scan (7x7x7)/Cube 0: Measurement grid: dx=5mm, dy=5mm, dz=5mm
Power Drift = -0.03 dB
Peak SAR (extrapolated) = 0.199 W/kg
SAR(1 g) = 0.100 W/kg; SAR(10 g) = 0.052 W/kg

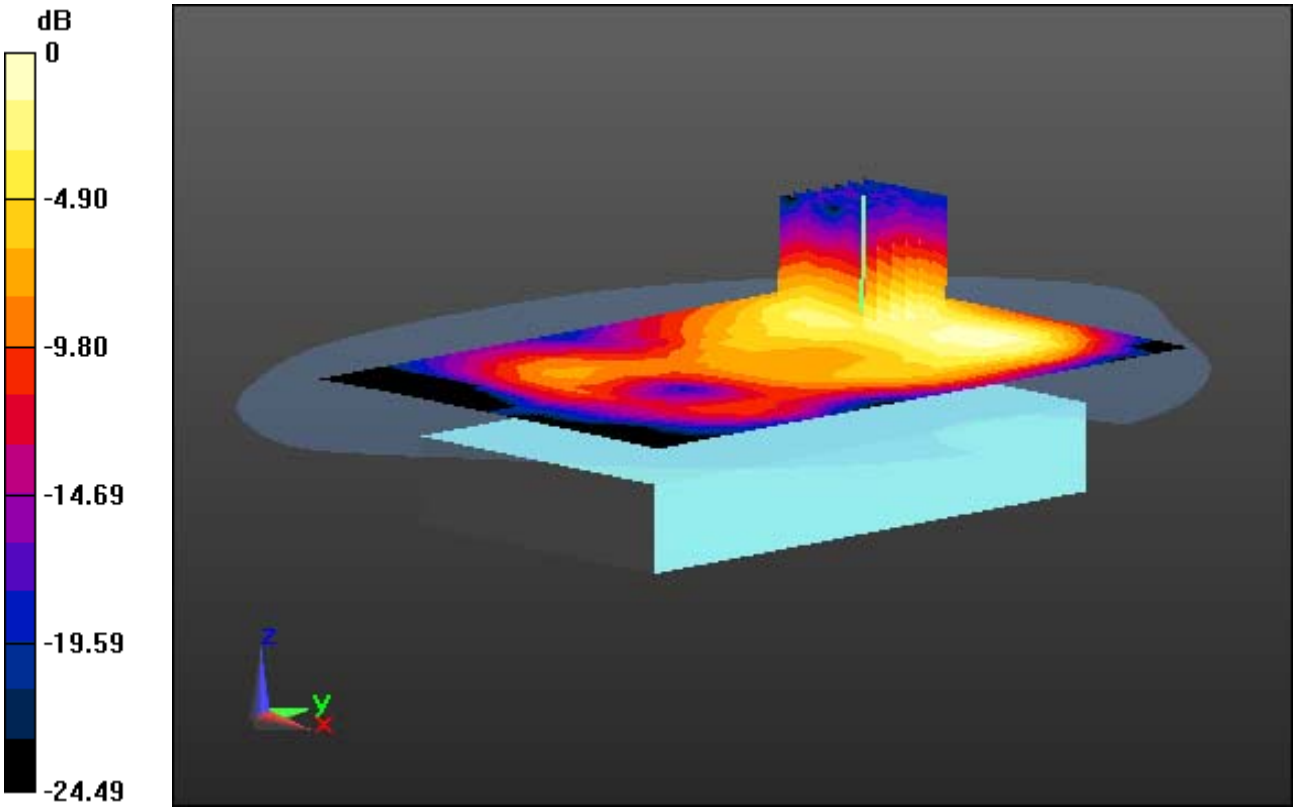

0 dB = 0.125 W/kg

DT&C Co., Ltd.

DUT: PM80; Type: PDA

Communication System: W-LAN (0); Frequency: 2462 MHz;Duty Cycle: 1:1
Medium parameters used: f = 2462 MHz; σ = 2.006 S/m; ε_r = 51.344; ρ = 1000 kg/m^3
Phantom section: Flat Section

DASY5 Configuration:
Probe: ES3DV3 - SN3328; ConvF(4.53, 4.53, 4.53); Calibrated: 3/21/2017; Electronics: DAE4 Sn1392
Phantom: SAM with CRP_2016_07_22_middle; Type: QD000P40CD; Serial: TP:1786
Measurement SW: DASY52, Version 52.8 (8); SEMCAD X Version 14.6.10 (7331)

Test Date: 2017-04-13; Ambient Temp; 20.7; Tissue Temp: 21.3

1.5 cm space from Body, Front, W-LAN(2.4G 802.11b) Ch. 11, Ant Internal

With Enlarge Plot image

Area Scan (11x17x1): Measurement grid: dx=12mm, dy=12mm
Zoom Scan (7x7x7)/Cube 0: Measurement grid: dx=5mm, dy=5mm, dz=5mm
Power Drift = -0.03 dB
Peak SAR (extrapolated) = 0.199 W/kg
SAR(1 g) = 0.100 W/kg; SAR(10 g) = 0.052 W/kg

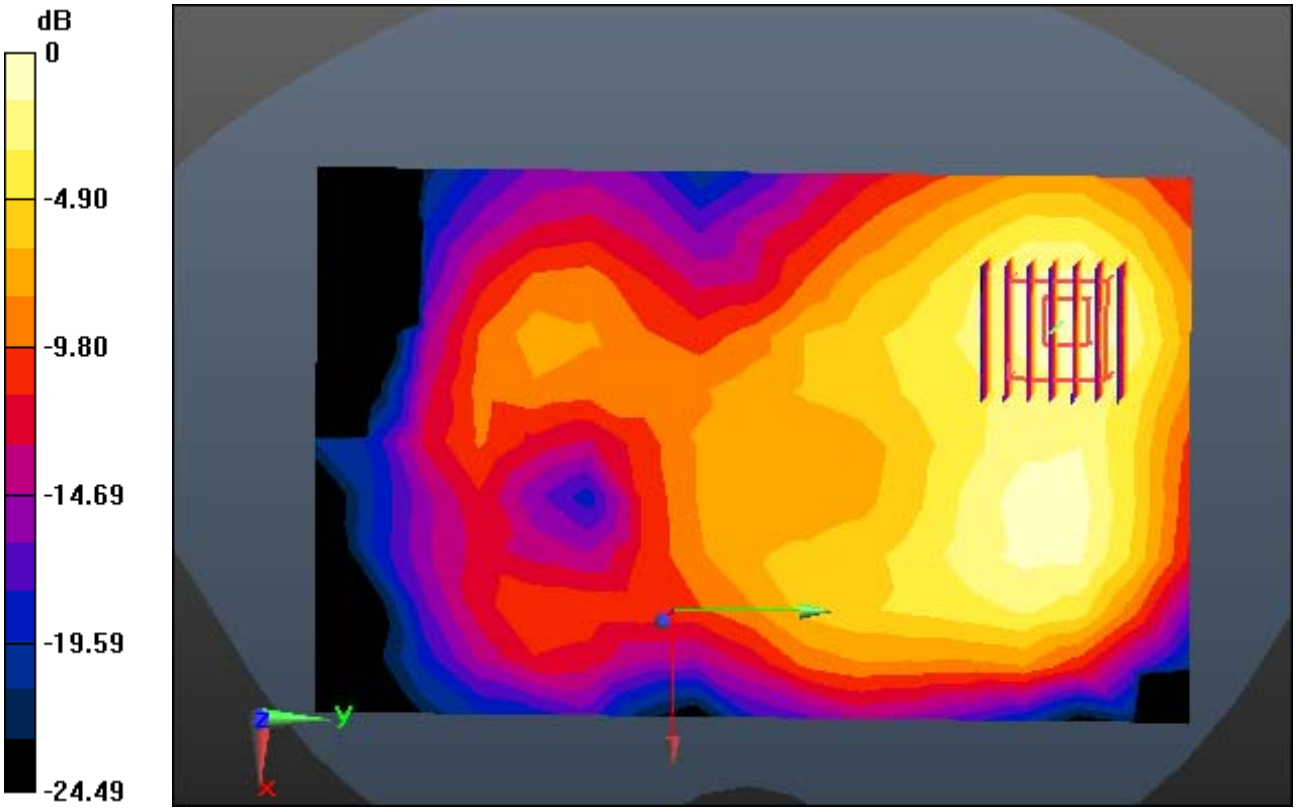

0 dB = 0.125 W/kg

DT&C Co., Ltd.

DUT: PM80; Type: PDA

Communication System: W-LAN (0); Frequency: 2462 MHz;Duty Cycle: 1:1
Medium parameters used: f = 2462 MHz; σ = 2.006 S/m; ε_r = 51.344; ρ = 1000 kg/m^3
Phantom section: Flat Section

DASY5 Configuration:
Probe: ES3DV3 - SN3328; ConvF(4.53, 4.53, 4.53); Calibrated: 3/21/2017; Electronics: DAE4 Sn1392
Phantom: SAM with CRP_2016_07_22_middle; Type: QD000P40CD; Serial: TP:1786
Measurement SW: DASY52, Version 52.8 (8); SEMCAD X Version 14.6.10 (7331)

Test Date: 2017-04-13; Ambient Temp; 20.7; Tissue Temp: 21.3

1.5 cm space from Body, Front, W-LAN(2.4G 802.11b) Ch. 11, Ant Internal

Area Scan (11x17x1): Measurement grid: dx=12mm, dy=12mm
Zoom Scan (7x7x7)/Cube 0: Measurement grid: dx=5mm, dy=5mm, dz=5mm
Power Drift = -0.03 dB
Peak SAR (extrapolated) = 0.199 W/kg
SAR(1 g) = 0.100 W/kg; SAR(10 g) = 0.052 W/kg

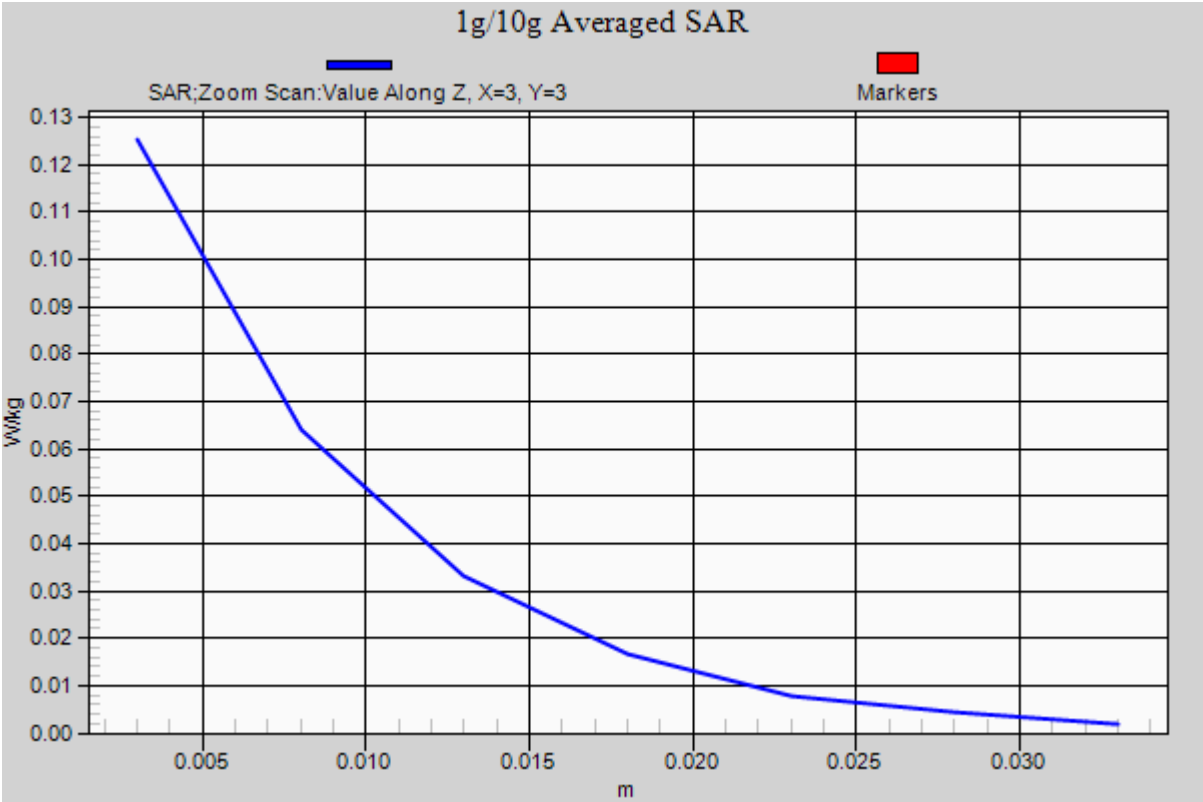

DT&C Co., Ltd.

DUT: PM80; Type: PDA

Communication System: W-LAN 5G (0); Frequency: 5260 MHz;Duty Cycle: 1:1
Medium parameters used: f = 5260 MHz; σ = 5.368 S/m; ε_r = 49.036; ρ = 1000 kg/m^3
Phantom section: Flat Section

DASY5 Configuration:
Probe: EX3DV4 - SN3930; ConvF(4.46, 4.46, 4.46); Calibrated: 7/28/2016; Electronics: DAE4 Sn1392
Phantom: SAM with CRP_2016_07_22_middle; Type: QD000P40CD; Serial: TP:1786
Measurement SW: DASY52, Version 52.8 (8); SEMCAD X Version 14.6.10 (7331)

Test Date: 2017-04-14; Ambient Temp; 21.0; Tissue Temp: 22.2

1.5 cm space from Body, Rear, WLAN (5.3G 802.11a) Ch. 52, Ant Internal

Area Scan (13x21x1): Measurement grid: dx=10mm, dy=10mm
Zoom Scan (7x7x12)/Cube 0: Measurement grid: dx=4mm, dy=4mm, dz=2mm
Power Drift = -0.00 dB
Peak SAR (extrapolated) = 0.600 W/kg
SAR(1 g) = 0.143 W/kg; SAR(10 g) = 0.060 W/kg

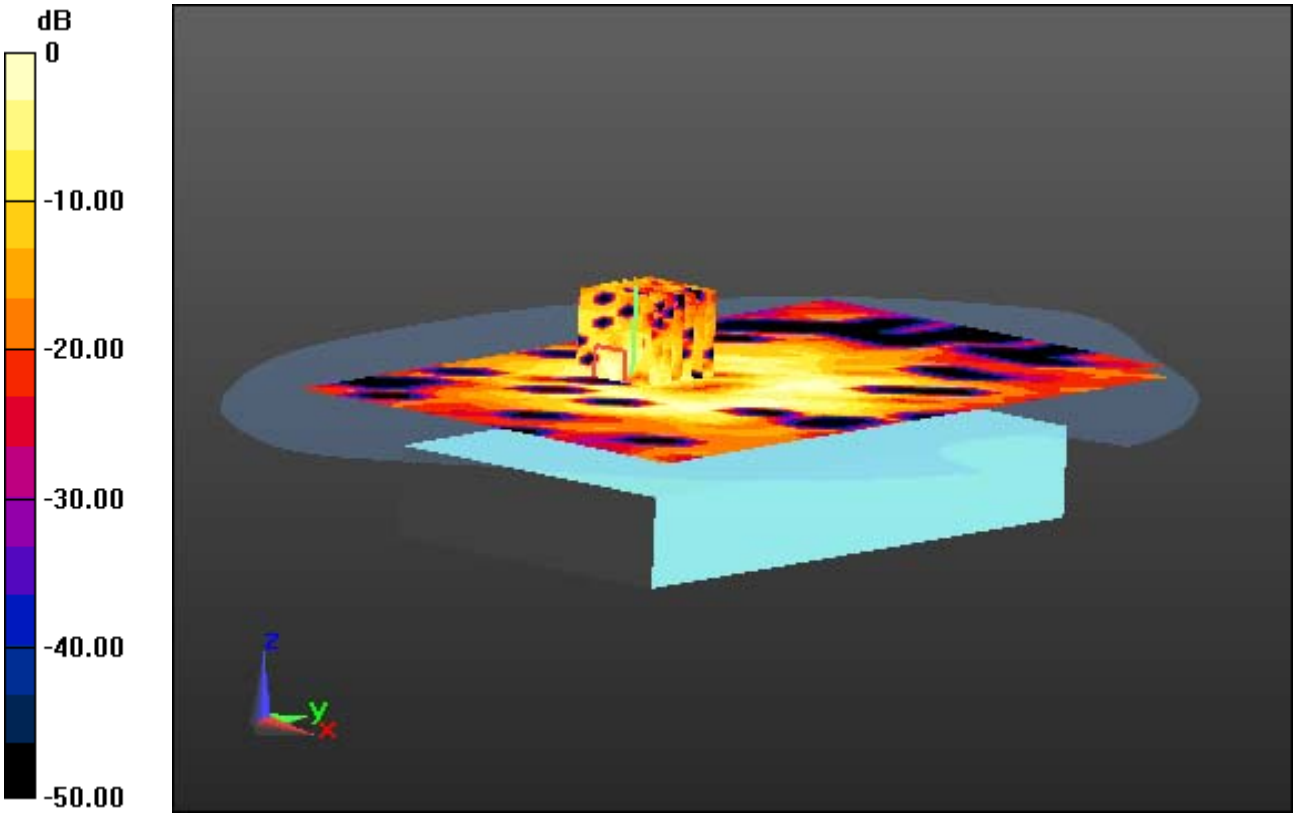

0 dB = 0.317 W/kg

DT&C Co., Ltd.

DUT: PM80; Type: PDA

Communication System: W-LAN 5G (0); Frequency: 5260 MHz;Duty Cycle: 1:1
Medium parameters used: f = 5260 MHz; σ = 5.368 S/m; ε_r = 49.036; ρ = 1000 kg/m^3
Phantom section: Flat Section

DASY5 Configuration:
Probe: EX3DV4 - SN3930; ConvF(4.46, 4.46, 4.46); Calibrated: 7/28/2016; Electronics: DAE4 Sn1392
Phantom: SAM with CRP_2016_07_22_middle; Type: QD000P40CD; Serial: TP:1786
Measurement SW: DASY52, Version 52.8 (8); SEMCAD X Version 14.6.10 (7331)

Test Date: 2017-04-14; Ambient Temp; 21.0; Tissue Temp: 22.2

1.5 cm space from Body, Rear, WLAN (5.3G 802.11a) Ch. 52, Ant Internal

With Enlarge Plot image

Area Scan (13x21x1): Measurement grid: dx=10mm, dy=10mm
Zoom Scan (7x7x12)/Cube 0: Measurement grid: dx=4mm, dy=4mm, dz=2mm
Power Drift = -0.00 dB
Peak SAR (extrapolated) = 0.600 W/kg
SAR(1 g) = 0.143 W/kg; SAR(10 g) = 0.060 W/kg

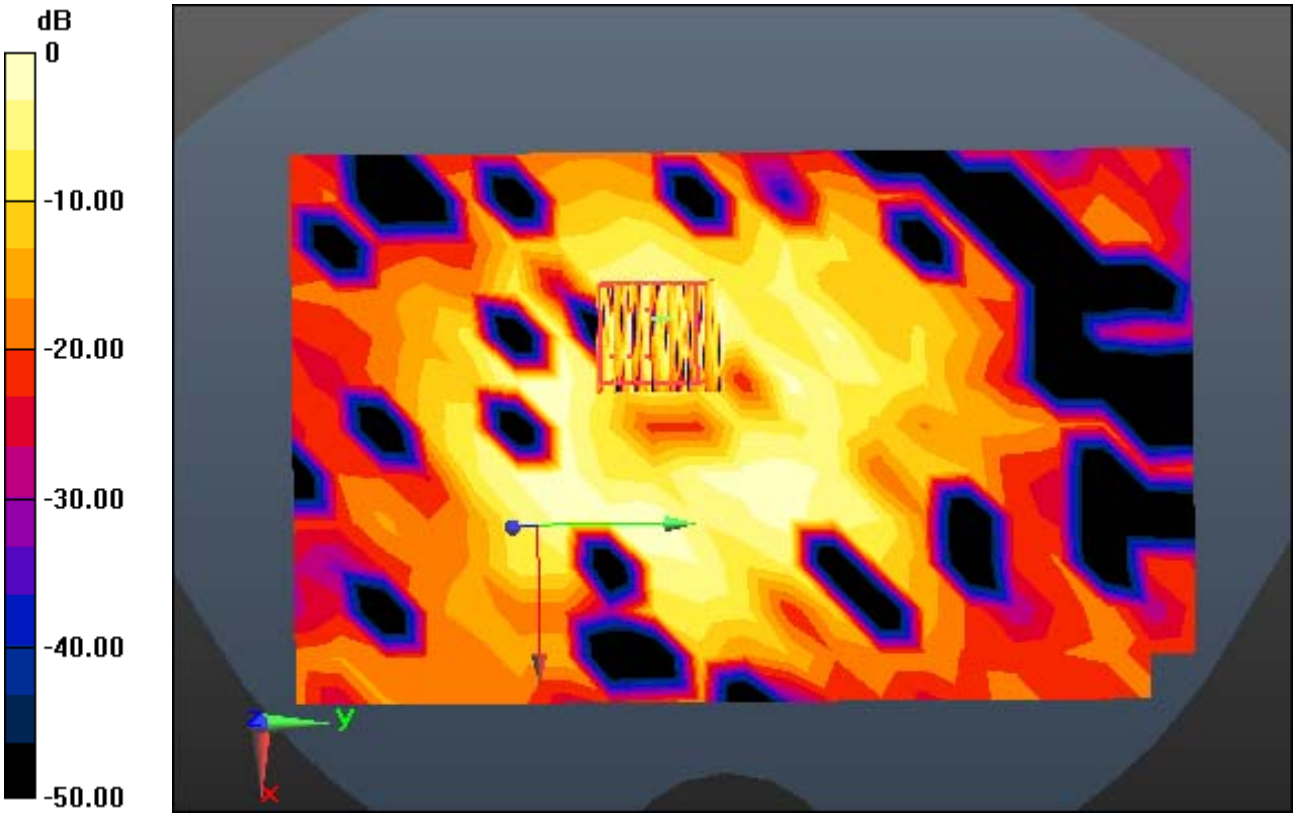

0 dB = 0.317 W/kg

DT&C Co., Ltd.

DUT: PM80; Type: PDA

Communication System: W-LAN 5G (0); Frequency: 5260 MHz;Duty Cycle: 1:1
Medium parameters used: f = 5260 MHz; σ = 5.368 S/m; ε_r = 49.036; ρ = 1000 kg/m^3
Phantom section: Flat Section

DASY5 Configuration:
Probe: EX3DV4 - SN3930; ConvF(4.46, 4.46, 4.46); Calibrated: 7/28/2016; Electronics: DAE4 Sn1392
Phantom: SAM with CRP_2016_07_22_middle; Type: QD000P40CD; Serial: TP:1786
Measurement SW: DASY52, Version 52.8 (8); SEMCAD X Version 14.6.10 (7331)

Test Date: 2017-04-14; Ambient Temp; 21.0; Tissue Temp: 22.2

1.5 cm space from Body, Rear, WLAN (5.3G 802.11a) Ch. 52, Ant Internal

Area Scan (13x21x1): Measurement grid: dx=10mm, dy=10mm
Zoom Scan (7x7x12)/Cube 0: Measurement grid: dx=4mm, dy=4mm, dz=2mm
Power Drift = -0.00 dB
Peak SAR (extrapolated) = 0.600 W/kg
SAR(1 g) = 0.143 W/kg; SAR(10 g) = 0.060 W/kg

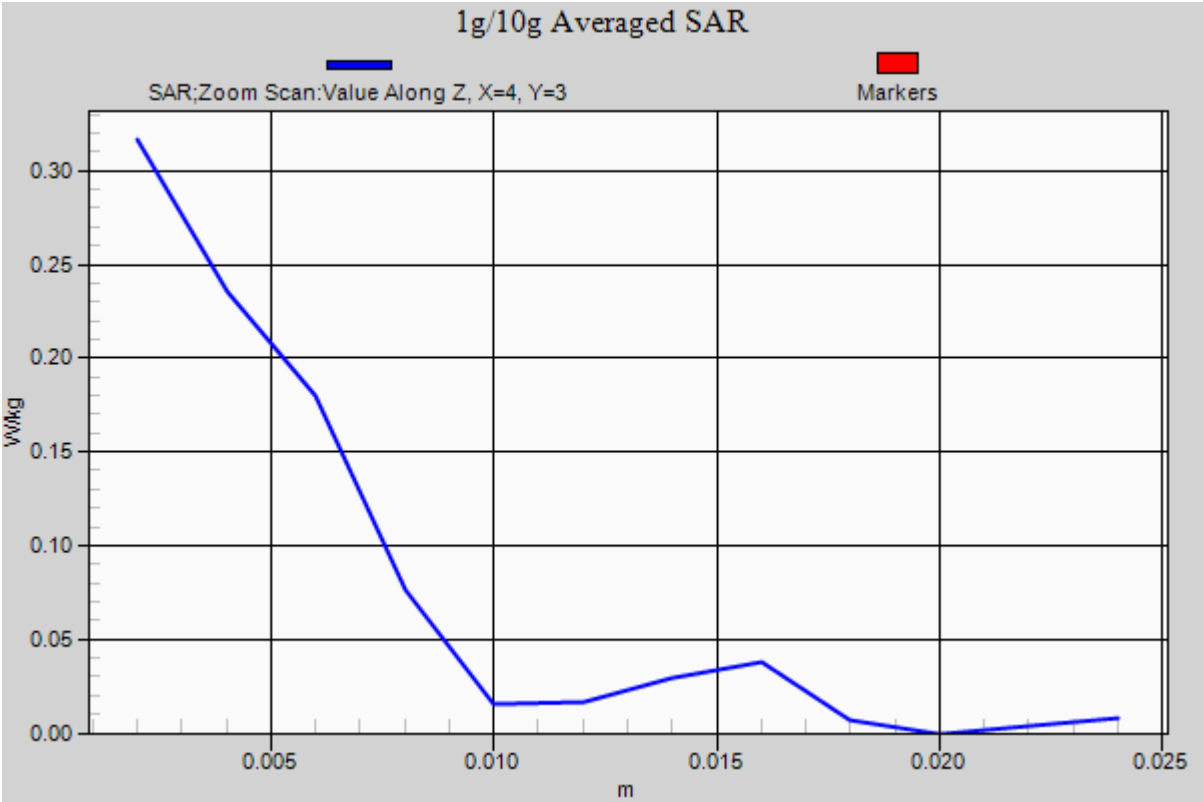

DT&C Co., Ltd.

DUT: PM80; Type: PDA

Communication System: W-LAN 5G (0); Frequency: 5700 MHz;Duty Cycle: 1:1
Medium parameters used: f = 5700 MHz; σ = 6.047 S/m; ε_r = 49.709; ρ = 1000 kg/m^3
Phantom section: Flat Section

DASY5 Configuration:
Probe: EX3DV4 - SN3930; ConvF(4.02, 4.02, 4.02); Calibrated: 7/28/2016; Electronics: DAE4 Sn1392
Phantom: SAM with CRP_2016_07_22_middle; Type: QD000P40CD; Serial: TP:1786
Measurement SW: DASY52, Version 52.8 (8); SEMCAD X Version 14.6.10 (7331)

Test Date: 2017-04-17; Ambient Temp; 21.0; Tissue Temp: 21.9

1.5 cm space from Body, Rear, WLAN (5.6G 802.11a) Ch. 140, Ant Internal

Area Scan (13x21x1): Measurement grid: dx=10mm, dy=10mm
Zoom Scan (7x7x12)/Cube 0: Measurement grid: dx=4mm, dy=4mm, dz=2mm
Power Drift = 0.00 dB
Peak SAR (extrapolated) = 0.231 W/kg
SAR(1 g) = 0.020 W/kg; SAR(10 g) = 0.0061 W/kg

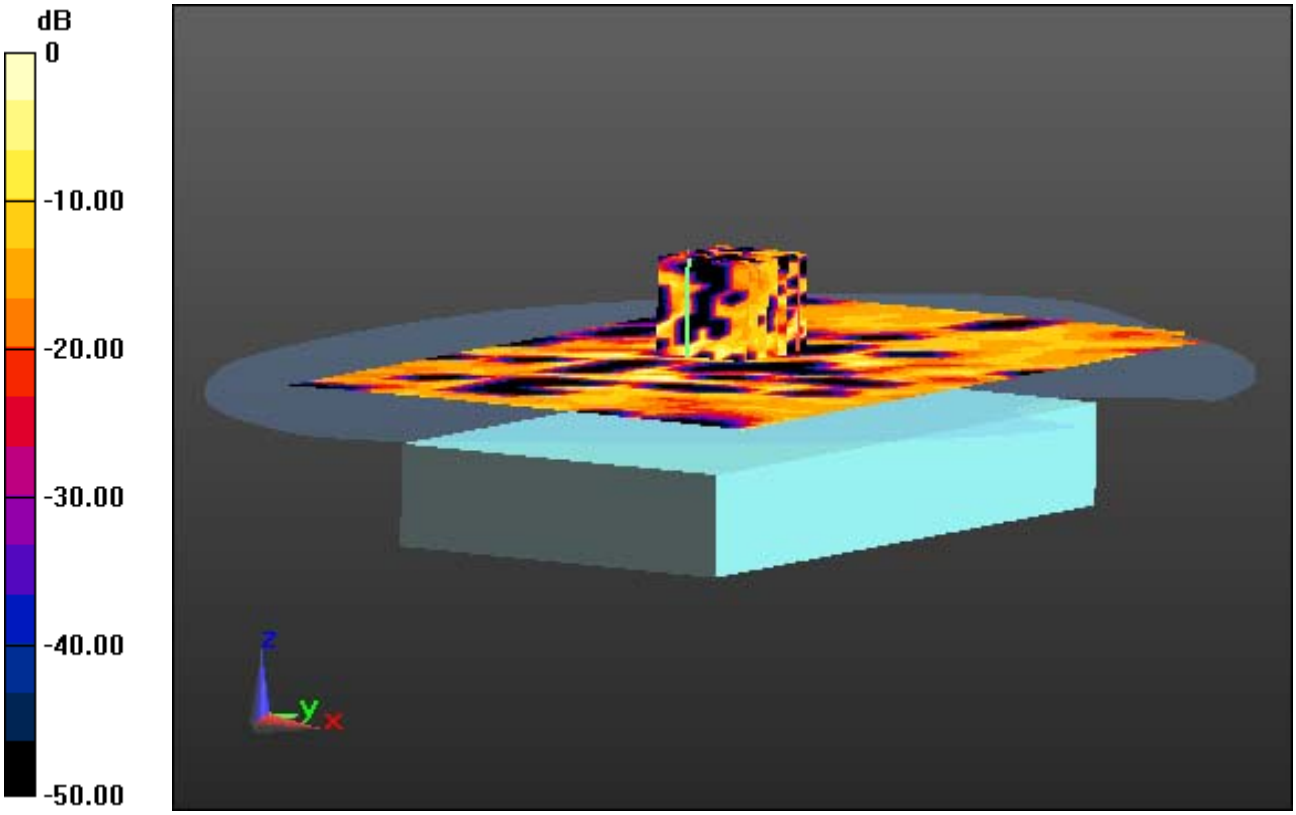

0 dB = 0.0965 W/kg

DT&C Co., Ltd.

DUT: PM80; Type: PDA

Communication System: W-LAN 5G (0); Frequency: 5700 MHz;Duty Cycle: 1:1
Medium parameters used: f = 5700 MHz; σ = 6.047 S/m; ε_r = 49.709; ρ = 1000 kg/m^3
Phantom section: Flat Section

DASY5 Configuration:
Probe: EX3DV4 - SN3930; ConvF(4.02, 4.02, 4.02); Calibrated: 7/28/2016; Electronics: DAE4 Sn1392
Phantom: SAM with CRP_2016_07_22_middle; Type: QD000P40CD; Serial: TP:1786
Measurement SW: DASY52, Version 52.8 (8); SEMCAD X Version 14.6.10 (7331)

Test Date: 2017-04-17; Ambient Temp; 21.0; Tissue Temp: 21.9

1.5 cm space from Body, Rear, WLAN (5.6G 802.11a) Ch. 140, Ant Internal

With Enlarge Plot image

Area Scan (13x21x1): Measurement grid: dx=10mm, dy=10mm
Zoom Scan (7x7x12)/Cube 0: Measurement grid: dx=4mm, dy=4mm, dz=2mm
Power Drift = 0.00 dB
Peak SAR (extrapolated) = 0.231 W/kg
SAR(1 g) = 0.020 W/kg; SAR(10 g) = 0.0061 W/kg

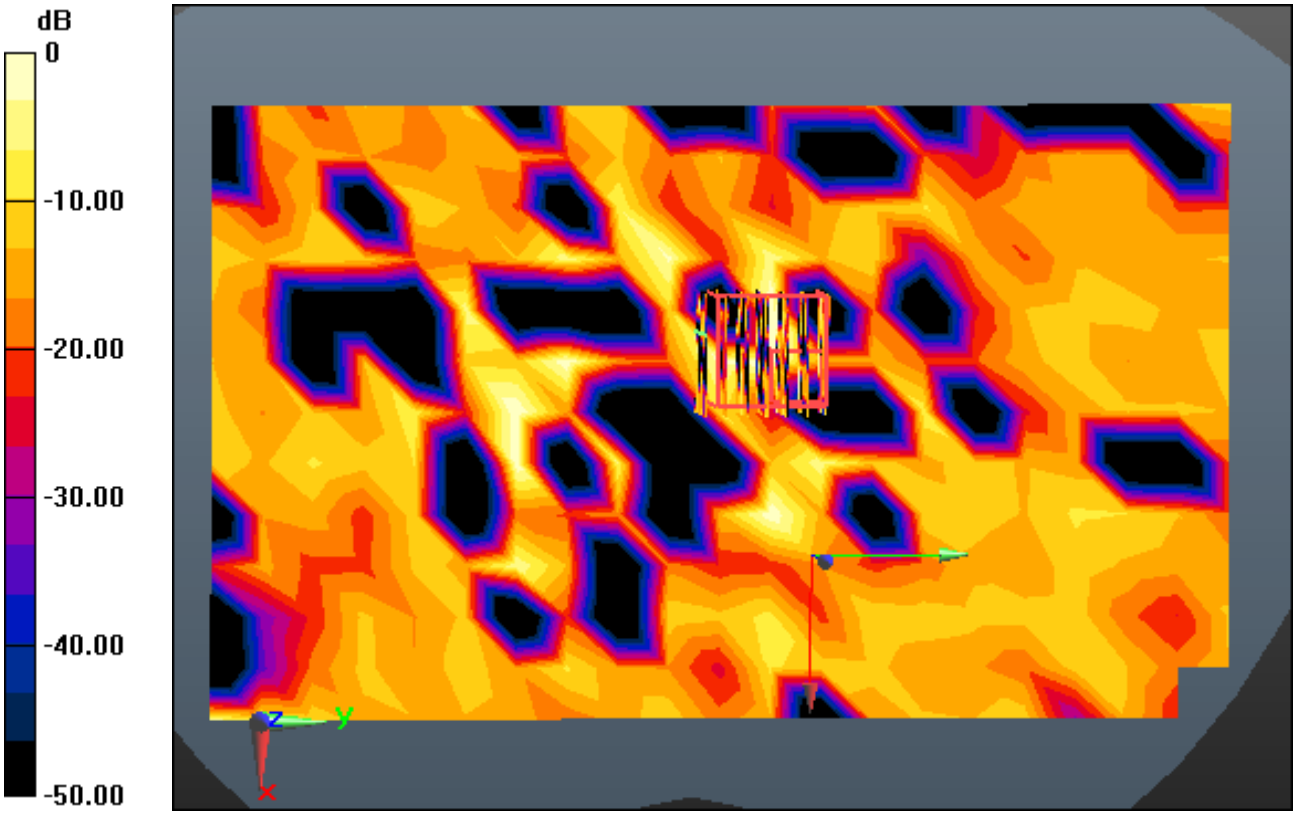

0 dB = 0.0965 W/kg

DT&C Co., Ltd.

DUT: PM80; Type: PDA

Communication System: W-LAN 5G (0); Frequency: 5700 MHz;Duty Cycle: 1:1
Medium parameters used: f = 5700 MHz; σ = 6.047 S/m; ε_r = 49.709; ρ = 1000 kg/m^3
Phantom section: Flat Section

DASY5 Configuration:
Probe: EX3DV4 - SN3930; ConvF(4.02, 4.02, 4.02); Calibrated: 7/28/2016; Electronics: DAE4 Sn1392
Phantom: SAM with CRP_2016_07_22_middle; Type: QD000P40CD; Serial: TP:1786
Measurement SW: DASY52, Version 52.8 (8); SEMCAD X Version 14.6.10 (7331)

Test Date: 2017-04-17; Ambient Temp; 21.0; Tissue Temp: 21.9

1.5 cm space from Body, Rear, WLAN (5.6G 802.11a) Ch. 140, Ant Internal

Area Scan (13x21x1): Measurement grid: dx=10mm, dy=10mm
Zoom Scan (7x7x12)/Cube 0: Measurement grid: dx=4mm, dy=4mm, dz=2mm
Power Drift = 0.00 dB
Peak SAR (extrapolated) = 0.231 W/kg
SAR(1 g) = 0.020 W/kg; SAR(10 g) = 0.0061 W/kg

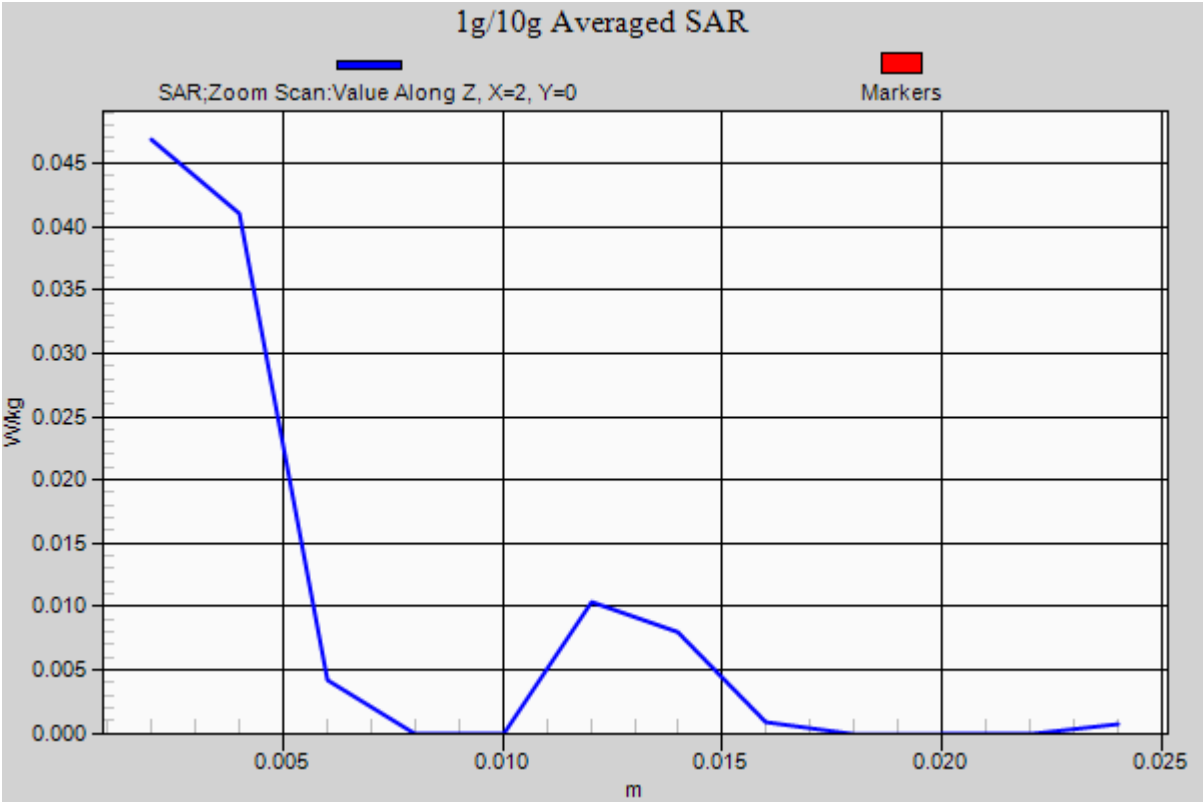

DT&C Co., Ltd.

DUT: PM80; Type: PDA

Communication System: W-LAN 5G (0); Frequency: 5825 MHz;Duty Cycle: 1:1
Medium parameters used: f = 5825 MHz; σ = 6.271 S/m; ε_r = 50.015; ρ = 1000 kg/m^3
Phantom section: Flat Section

DASY5 Configuration:
Probe: EX3DV4 - SN3930; ConvF(4.11, 4.11, 4.11); Calibrated: 7/28/2016; Electronics: DAE4 Sn1392
Phantom: SAM with CRP_2016_07_22_middle; Type: QD000P40CD; Serial: TP:1786
Measurement SW: DASY52, Version 52.8 (8); SEMCAD X Version 14.6.10 (7331)

Test Date: 2017-04-18; Ambient Temp; 20.9; Tissue Temp: 21.5

1.5 cm space from Body, Rear, WLAN (5.8G 802.11a) Ch. 165, Ant Internal

Area Scan (13x21x1): Measurement grid: dx=10mm, dy=10mm
Zoom Scan (7x7x12)/Cube 0: Measurement grid: dx=4mm, dy=4mm, dz=2mm
Power Drift = 0.00 dB
Peak SAR (extrapolated) = 0.230 W/kg
SAR(1 g) = 0.021 W/kg; SAR(10 g) = 0.00645 W/kg

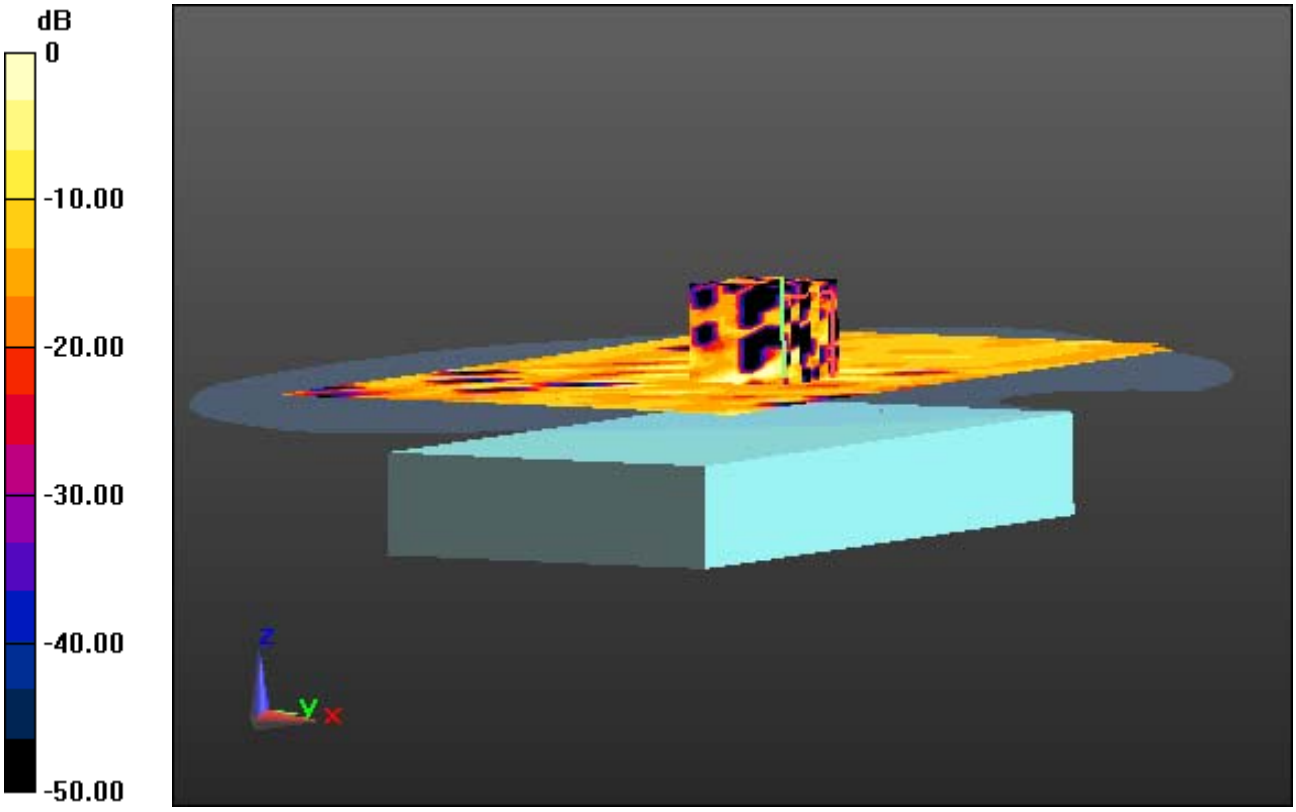

0 dB = 0.128 W/kg

DT&C Co., Ltd.

DUT: PM80; Type: PDA

Communication System: W-LAN 5G (0); Frequency: 5825 MHz;Duty Cycle: 1:1
Medium parameters used: f = 5825 MHz; σ = 6.271 S/m; ε_r = 50.015; ρ = 1000 kg/m^3
Phantom section: Flat Section

DASY5 Configuration:
Probe: EX3DV4 - SN3930; ConvF(4.11, 4.11, 4.11); Calibrated: 7/28/2016; Electronics: DAE4 Sn1392
Phantom: SAM with CRP_2016_07_22_middle; Type: QD000P40CD; Serial: TP:1786
Measurement SW: DASY52, Version 52.8 (8); SEMCAD X Version 14.6.10 (7331)

Test Date: 2017-04-18; Ambient Temp; 20.9; Tissue Temp: 21.5

1.5 cm space from Body, Rear, WLAN (5.8G 802.11a) Ch. 165, Ant Internal

With Enlarge Plot image

Area Scan (13x21x1): Measurement grid: dx=10mm, dy=10mm
Zoom Scan (7x7x12)/Cube 0: Measurement grid: dx=4mm, dy=4mm, dz=2mm
Power Drift = 0.00 dB
Peak SAR (extrapolated) = 0.230 W/kg
SAR(1 g) = 0.021 W/kg; SAR(10 g) = 0.00645 W/kg

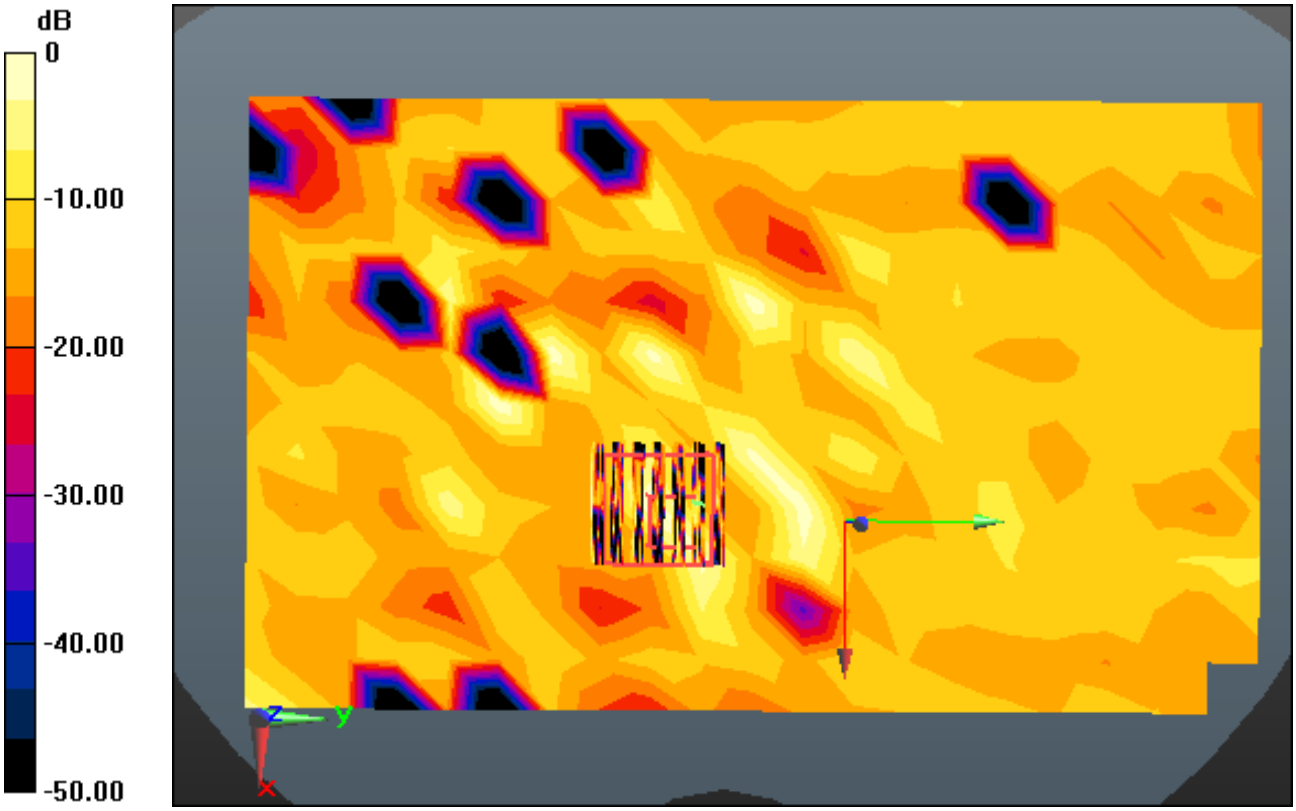

0 dB = 0.128 W/kg

DT&C Co., Ltd.

DUT: PM80; Type: PDA

Communication System: UID 0, W-LAN 5G (0); Frequency: 5825 MHz;Duty Cycle: 1:1
Medium parameters used: f = 5825 MHz; σ = 6.271 S/m; ε_r = 50.015; ρ = 1000 kg/m^3
Phantom section: Flat Section

DASY5 Configuration:
Probe: EX3DV4 - SN3930; ConvF(4.11, 4.11, 4.11); Calibrated: 7/28/2016; Electronics: DAE4 Sn1392
Phantom: SAM with CRP_2016_07_22_middle; Type: QD000P40CD; Serial: TP:1786
Measurement SW: DASY52, Version 52.8 (8); SEMCAD X Version 14.6.10 (7331)

Test Date: 2017-04-18; Ambient Temp; 20.9; Tissue Temp: 21.5

1.5 cm space from Body, Rear, WLAN (5.8G 802.11a) Ch. 165, Ant Internal

Area Scan (13x21x1): Measurement grid: dx=10mm, dy=10mm
Zoom Scan (7x7x12)/Cube 0: Measurement grid: dx=4mm, dy=4mm, dz=2mm
Power Drift = 0.00 dB
Peak SAR (extrapolated) = 0.230 W/kg
SAR(1 g) = 0.021 W/kg; SAR(10 g) = 0.00645 W/kg

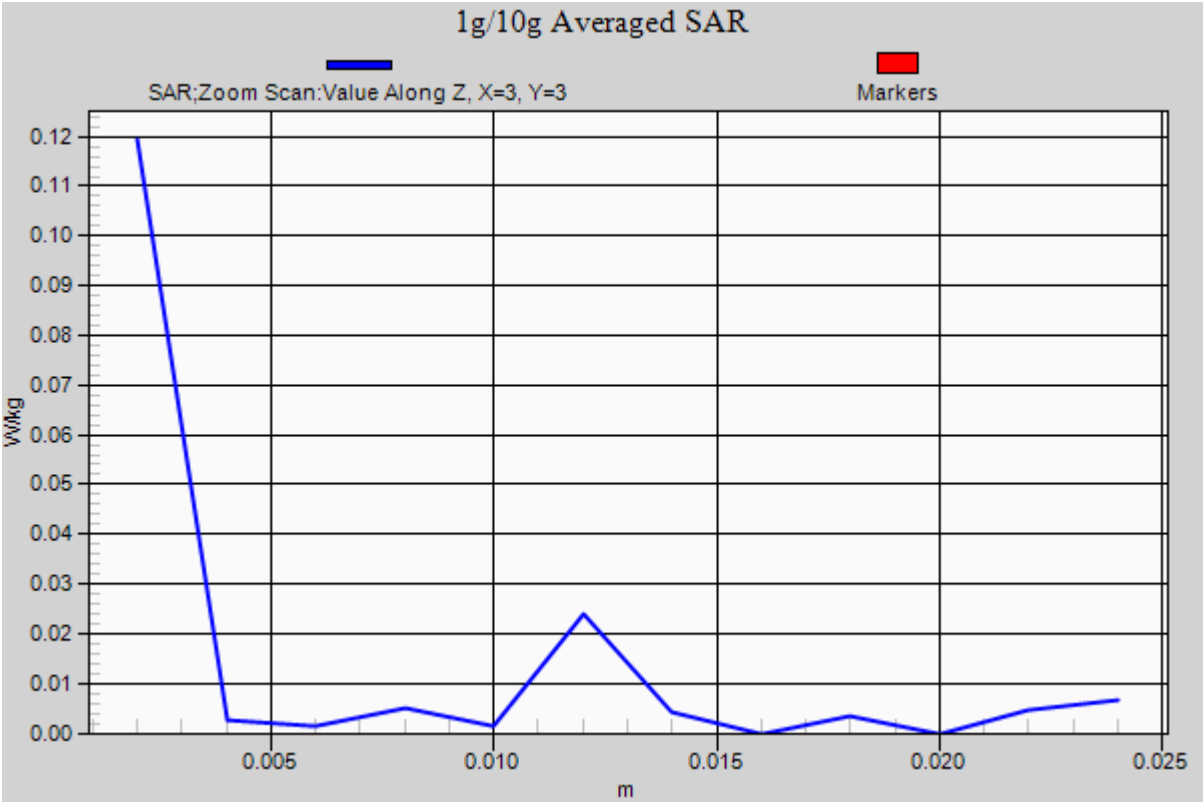

DT&C Co., Ltd.

DUT: PM80; Type: PDA

Communication System: WCDMA 850 (0); Frequency: 836.6 MHz;Duty Cycle: 1:1
Medium parameters used: f = 836.6 MHz; σ = 1 S/m; ε_r = 56.808; ρ = 1000 kg/m^3
Phantom section: Flat Section

DASY5 Configuration:
Probe: ES3DV3 - SN3328; ConvF(6.35, 6.35, 6.35); Calibrated: 3/21/2017; Electronics: DAE4 Sn1392
Phantom: SAM with CRP_2016_07_22_middle; Type: QD000P40CD; Serial: TP:1786
Measurement SW: DASY52, Version 52.8 (8); SEMCAD X Version 14.6.10 (7331)

Test Date: 2017-04-05; Ambient Temp; 20.9; Tissue Temp: 21.9

Touch from Body, Rear, WCDMA Band 5 Ch. 4183, Ant Internal

Area Scan (9x14x1): Measurement grid: dx=15mm, dy=15mm
Zoom Scan (5x5x7)/Cube 0: Measurement grid: dx=8mm, dy=8mm, dz=5mm
Power Drift = -0.09 dB
Peak SAR (extrapolated) = 2.91 W/kg
SAR(1 g) = 0.911 W/kg; SAR(10 g) = 0.419 W/kg

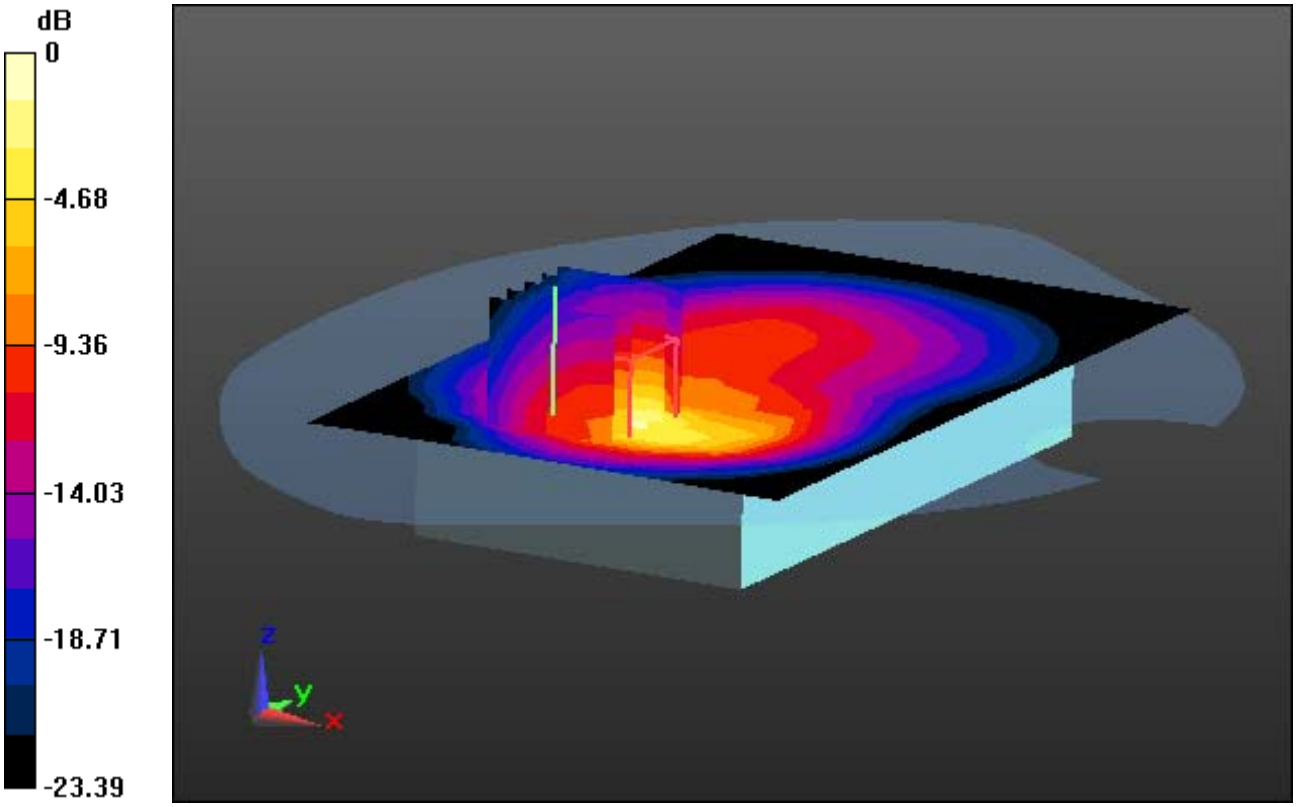

0 dB = 1.20 W/kg

DT&C Co., Ltd.

DUT: PM80; Type: PDA

Communication System: WCDMA 850 (0); Frequency: 836.6 MHz;Duty Cycle: 1:1
Medium parameters used: f = 836.6 MHz; σ = 1 S/m; ε_r = 56.808; ρ = 1000 kg/m^3
Phantom section: Flat Section

DASY5 Configuration:
Probe: ES3DV3 - SN3328; ConvF(6.35, 6.35, 6.35); Calibrated: 3/21/2017; Electronics: DAE4 Sn1392
Phantom: SAM with CRP_2016_07_22_middle; Type: QD000P40CD; Serial: TP:1786
Measurement SW: DASY52, Version 52.8 (8); SEMCAD X Version 14.6.10 (7331)

Test Date: 2017-04-05; Ambient Temp; 20.9; Tissue Temp: 21.9

Touch from Body, Rear, WCDMA Band 5 Ch. 4183, Ant Internal

With Enlarge Plot image

Area Scan (9x14x1): Measurement grid: dx=15mm, dy=15mm
Zoom Scan (5x5x7)/Cube 0: Measurement grid: dx=8mm, dy=8mm, dz=5mm
Power Drift = -0.09 dB
Peak SAR (extrapolated) = 2.91 W/kg
SAR(1 g) = 0.911 W/kg; SAR(10 g) = 0.419 W/kg

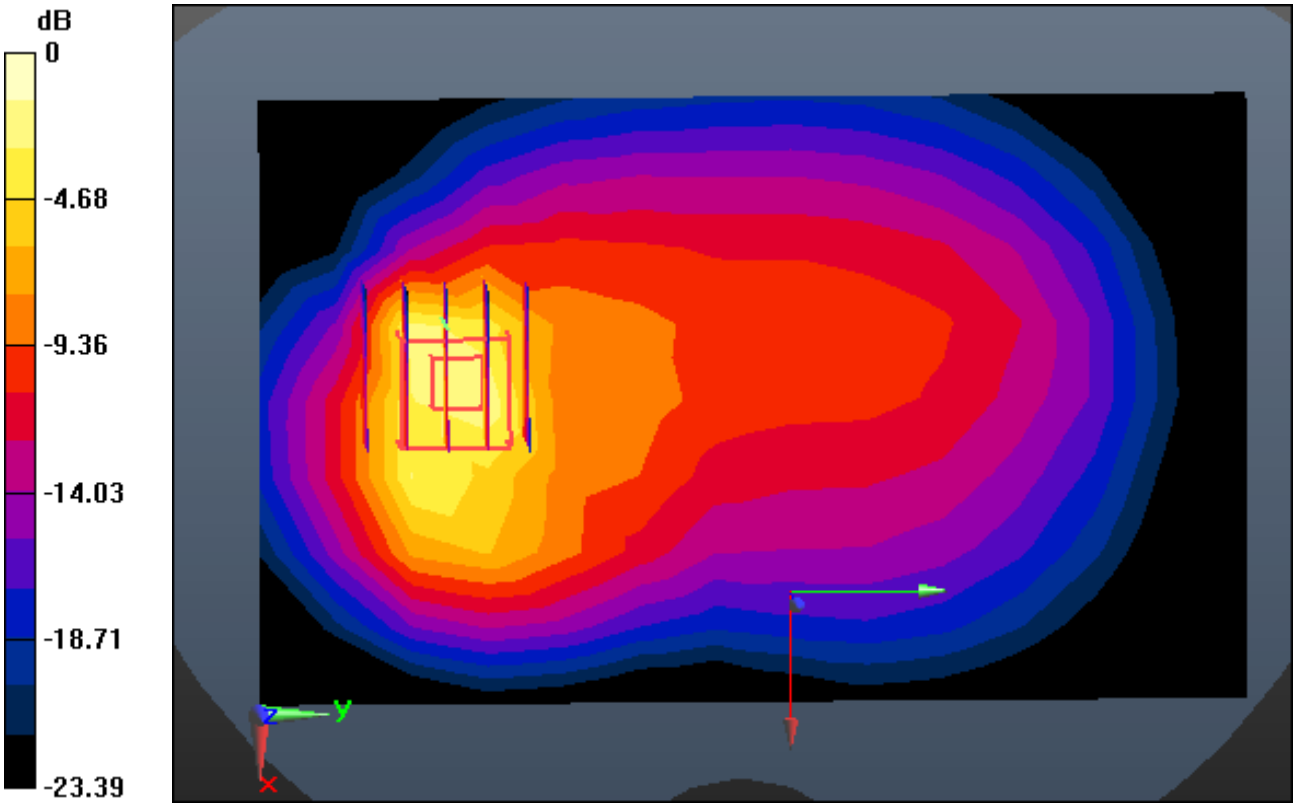

0 dB = 1.20 W/kg

DT&C Co., Ltd.

DUT: PM80; Type: PDA

Communication System: WCDMA 850 (0); Frequency: 836.6 MHz;Duty Cycle: 1:1
Medium parameters used: f = 836.6 MHz; σ = 1 S/m; ε_r = 56.808; ρ = 1000 kg/m^3
Phantom section: Flat Section

DASY5 Configuration:
Probe: ES3DV3 - SN3328; ConvF(6.35, 6.35, 6.35); Calibrated: 3/21/2017; Electronics: DAE4 Sn1392
Phantom: SAM with CRP_2016_07_22_middle; Type: QD000P40CD; Serial: TP:1786
Measurement SW: DASY52, Version 52.8 (8); SEMCAD X Version 14.6.10 (7331)

Test Date: 2017-04-05; Ambient Temp; 20.9; Tissue Temp: 21.9

Touch from Body, Rear, WCDMA Band 5 Ch. 4183, Ant Internal

Area Scan (9x14x1): Measurement grid: dx=15mm, dy=15mm
Zoom Scan (5x5x7)/Cube 0: Measurement grid: dx=8mm, dy=8mm, dz=5mm
Power Drift = -0.09 dB
Peak SAR (extrapolated) = 2.91 W/kg
SAR(1 g) = 0.911 W/kg; SAR(10 g) = 0.419 W/kg

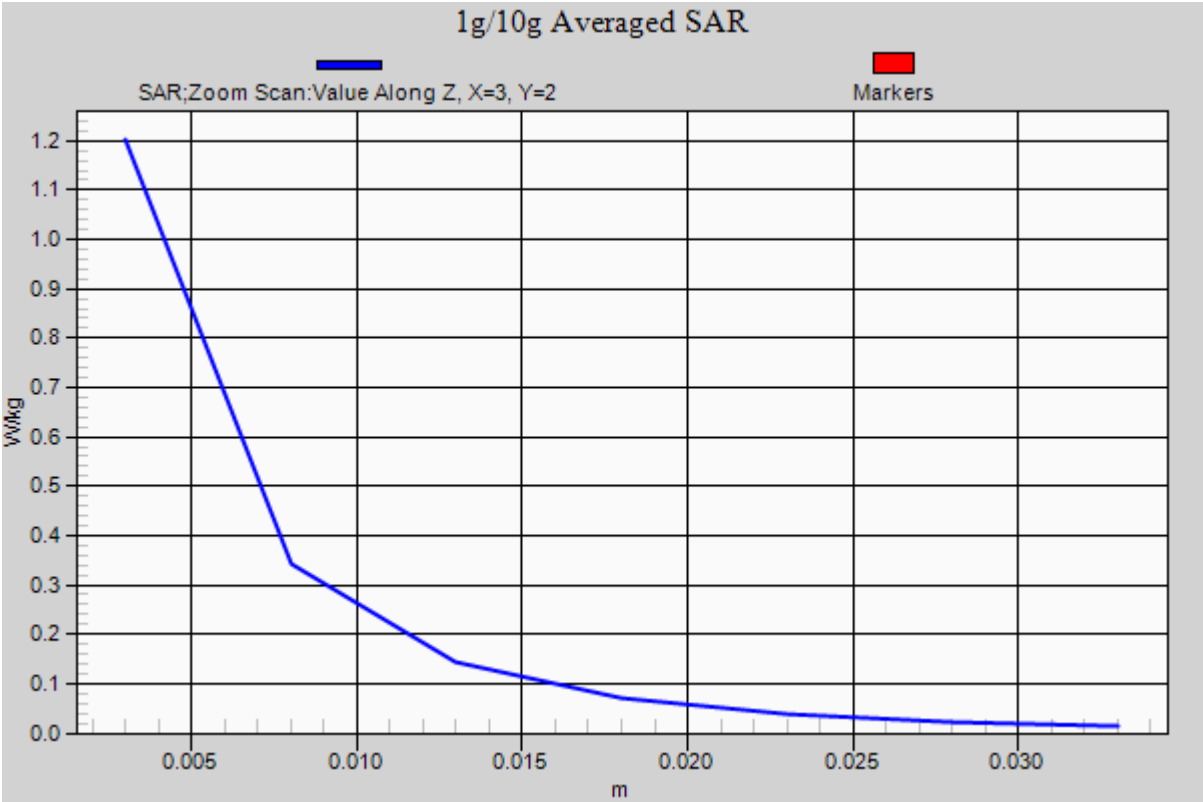

DT&C Co., Ltd.

DUT: PM80; Type: PDA

Communication System: WCDMA 1900 (0); Frequency: 1880 MHz;Duty Cycle: 1:1
Medium parameters used: f = 1880 MHz; σ = 1.506 S/m; ε_r = 51.914; ρ = 1000 kg/m^3
Phantom section: Flat Section

DASY5 Configuration:
Probe: ES3DV3 - SN3328; ConvF(4.91, 4.91, 4.91); Calibrated: 3/21/2017; Electronics: DAE4 Sn1392
Phantom: SAM with CRP_2016_07_22_middle; Type: QD000P40CD; Serial: TP:1786
Measurement SW: DASY52, Version 52.8 (8); SEMCAD X Version 14.6.10 (7331)

Test Date: 2017-04-04; Ambient Temp; 21.1; Tissue Temp: 21.8

Touch from Body, Rear, WCDMA Band 2 Ch. 9400, Ant Internal

Area Scan (9x14x1): Measurement grid: dx=15mm, dy=15mm
Zoom Scan (5x5x7)/Cube 0: Measurement grid: dx=8mm, dy=8mm, dz=5mm
Power Drift = 0.07 dB
Peak SAR (extrapolated) = 7.23 W/kg
SAR(1 g) = 3.41 W/kg; SAR(10 g) = 1.48 W/kg

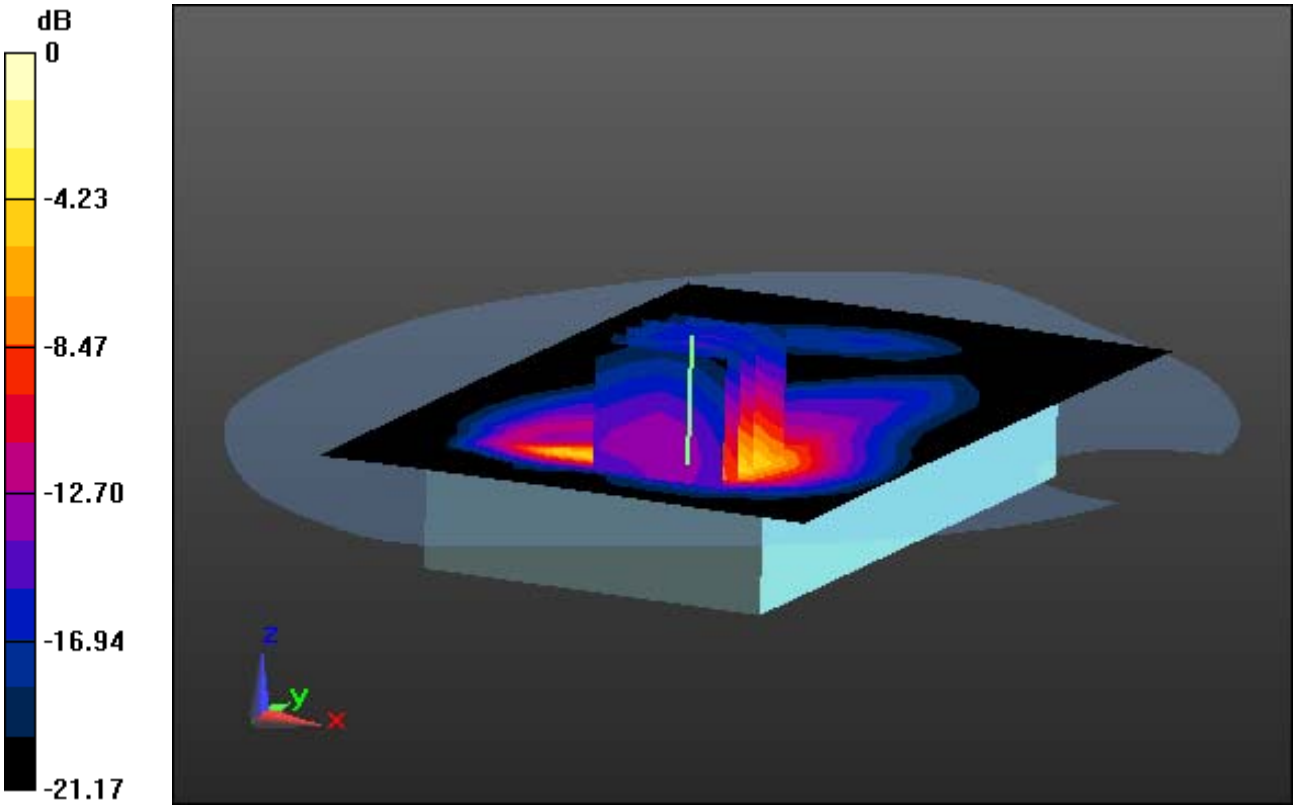

0 dB = 4.75 W/kg

DT&C Co., Ltd.

DUT: PM80; Type: PDA

Communication System: WCDMA 1900 (0); Frequency: 1880 MHz;Duty Cycle: 1:1
Medium parameters used: f = 1880 MHz; σ = 1.506 S/m; ε_r = 51.914; ρ = 1000 kg/m^3
Phantom section: Flat Section

DASY5 Configuration:
Probe: ES3DV3 - SN3328; ConvF(4.91, 4.91, 4.91); Calibrated: 3/21/2017; Electronics: DAE4 Sn1392
Phantom: SAM with CRP_2016_07_22_middle; Type: QD000P40CD; Serial: TP:1786
Measurement SW: DASY52, Version 52.8 (8); SEMCAD X Version 14.6.10 (7331)

Test Date: 2017-04-04; Ambient Temp; 21.1; Tissue Temp: 21.8

Touch from Body, Rear, WCDMA Band 2 Ch. 9400, Ant Internal

With Enlarge Plot image

Area Scan (9x14x1): Measurement grid: dx=15mm, dy=15mm
Zoom Scan (5x5x7)/Cube 0: Measurement grid: dx=8mm, dy=8mm, dz=5mm
Power Drift = 0.07 dB
Peak SAR (extrapolated) = 7.23 W/kg
SAR(1 g) = 3.41 W/kg; SAR(10 g) = 1.48 W/kg

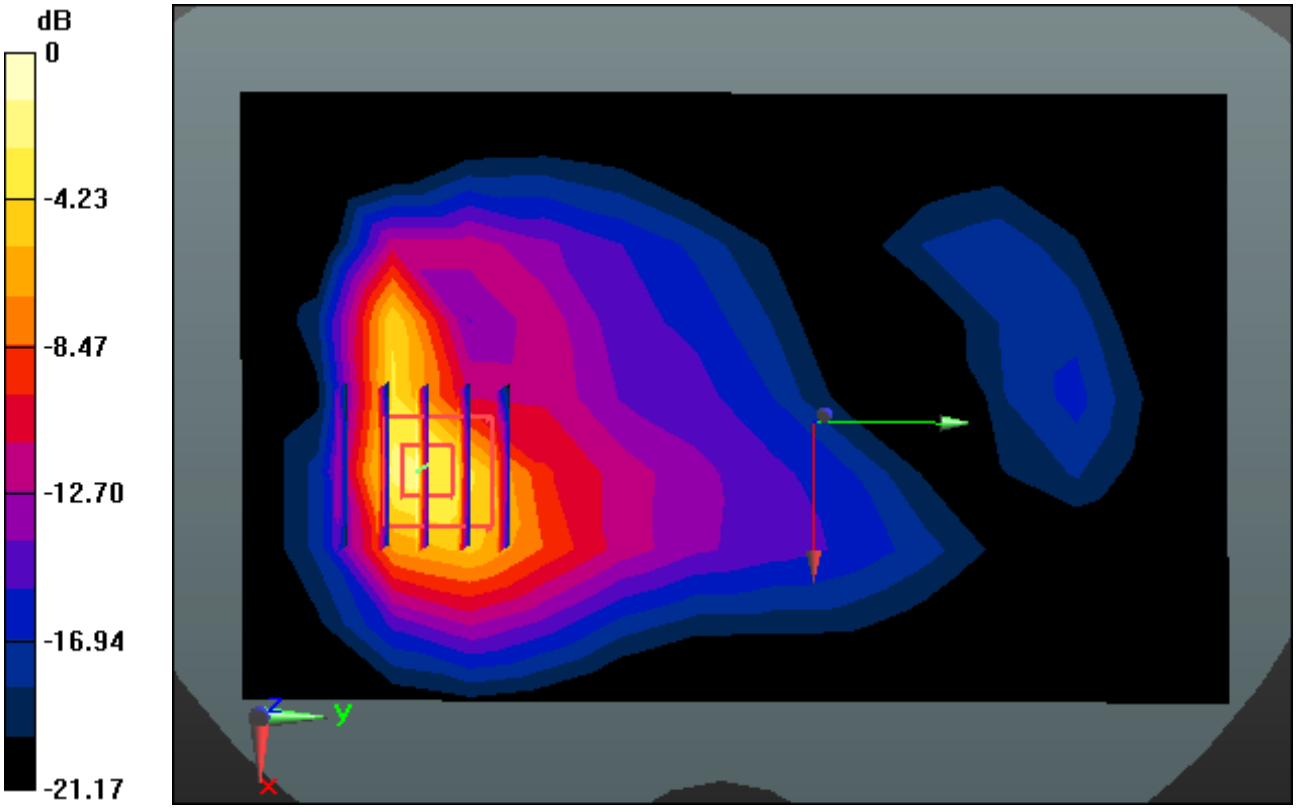

0 dB = 4.75 W/kg

DT&C Co., Ltd.

DUT: PM80; Type: PDA

Communication System: WCDMA 1900 (0); Frequency: 1880 MHz;Duty Cycle: 1:1
Medium parameters used: f = 1880 MHz; σ = 1.506 S/m; ε_r = 51.914; ρ = 1000 kg/m^3
Phantom section: Flat Section

DASY5 Configuration:
Probe: ES3DV3 - SN3328; ConvF(4.91, 4.91, 4.91); Calibrated: 3/21/2017; Electronics: DAE4 Sn1392
Phantom: SAM with CRP_2016_07_22_middle; Type: QD000P40CD; Serial: TP:1786
Measurement SW: DASY52, Version 52.8 (8); SEMCAD X Version 14.6.10 (7331)

Test Date: 2017-04-04; Ambient Temp; 21.1; Tissue Temp: 21.8

Touch from Body, Rear, WCDMA Band 2 Ch. 9400, Ant Internal

Area Scan (9x14x1): Measurement grid: dx=15mm, dy=15mm
Zoom Scan (5x5x7)/Cube 0: Measurement grid: dx=8mm, dy=8mm, dz=5mm
Power Drift = 0.07 dB
Peak SAR (extrapolated) = 7.23 W/kg
SAR(1 g) = 3.41 W/kg; SAR(10 g) = 1.48 W/kg

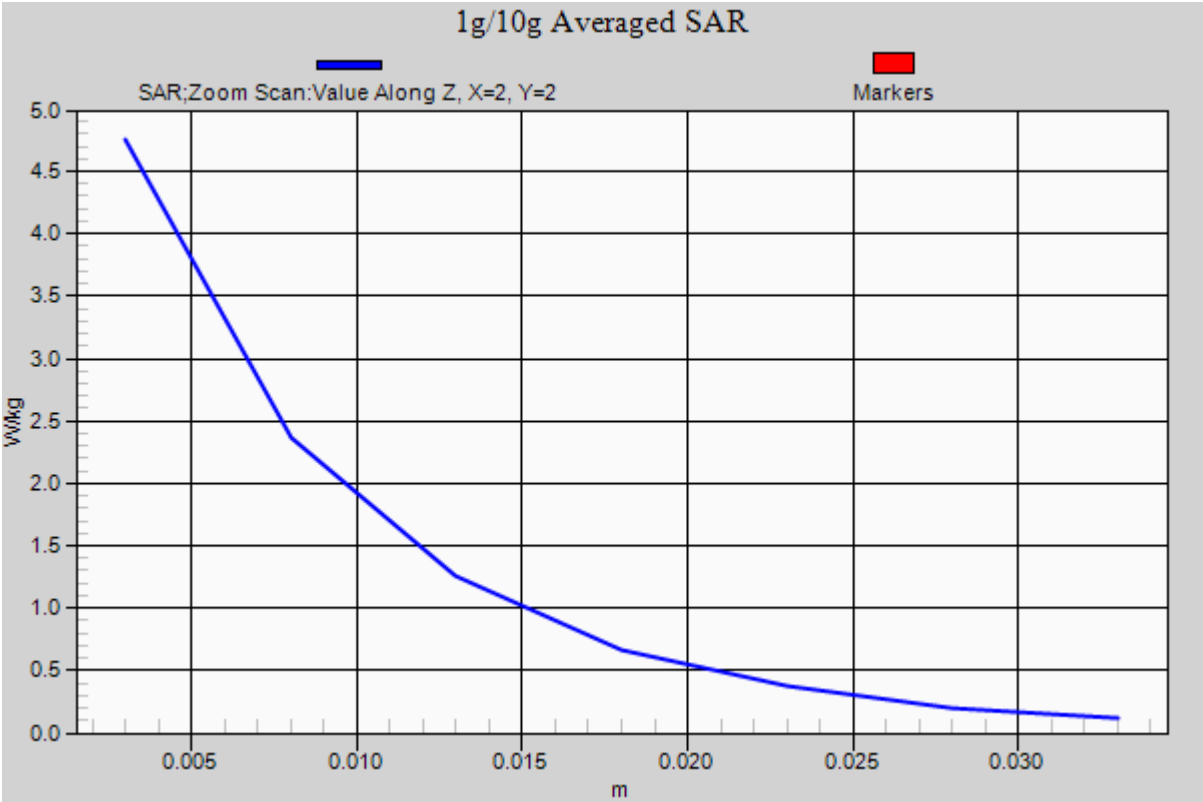

DT&C Co., Ltd.

DUT: PM80; Type: PDA

Communication System: LTE Band 17 (0); Frequency: 710 MHz;Duty Cycle: 1:1
Medium parameters used: f = 710 MHz; σ = 0.947 S/m; ε_r = 57.521; ρ = 1000 kg/m^3
Phantom section: Flat Section

DASY5 Configuration:
Probe: ES3DV3 - SN3328; ConvF(6.46, 6.46, 6.46); Calibrated: 3/21/2017; Electronics: DAE4 Sn1392
Phantom: SAM with CRP_2016_07_22_middle; Type: QD000P40CD; Serial: TP:1786
Measurement SW: DASY52, Version 52.8 (8); SEMCAD X Version 14.6.10 (7331)

Test Date: 2017-04-12; Ambient Temp: 21.1; Tissue Temp: 22.0

Touch from Body, Rear, LTE Band 17 Ch. 23790, Ant Internal

Mode : BandWidth 10 MHz, QPSK, RB Size: 1

Area Scan (9x14x1): Measurement grid: dx=15mm, dy=15mm
Zoom Scan (5x5x7)/Cube 0: Measurement grid: dx=8mm, dy=8mm, dz=5mm
Power Drift = 0.03 dB
Peak SAR (extrapolated) = 2.02 W/kg
SAR(1 g) = 0.651 W/kg; SAR(10 g) = 0.316 W/kg

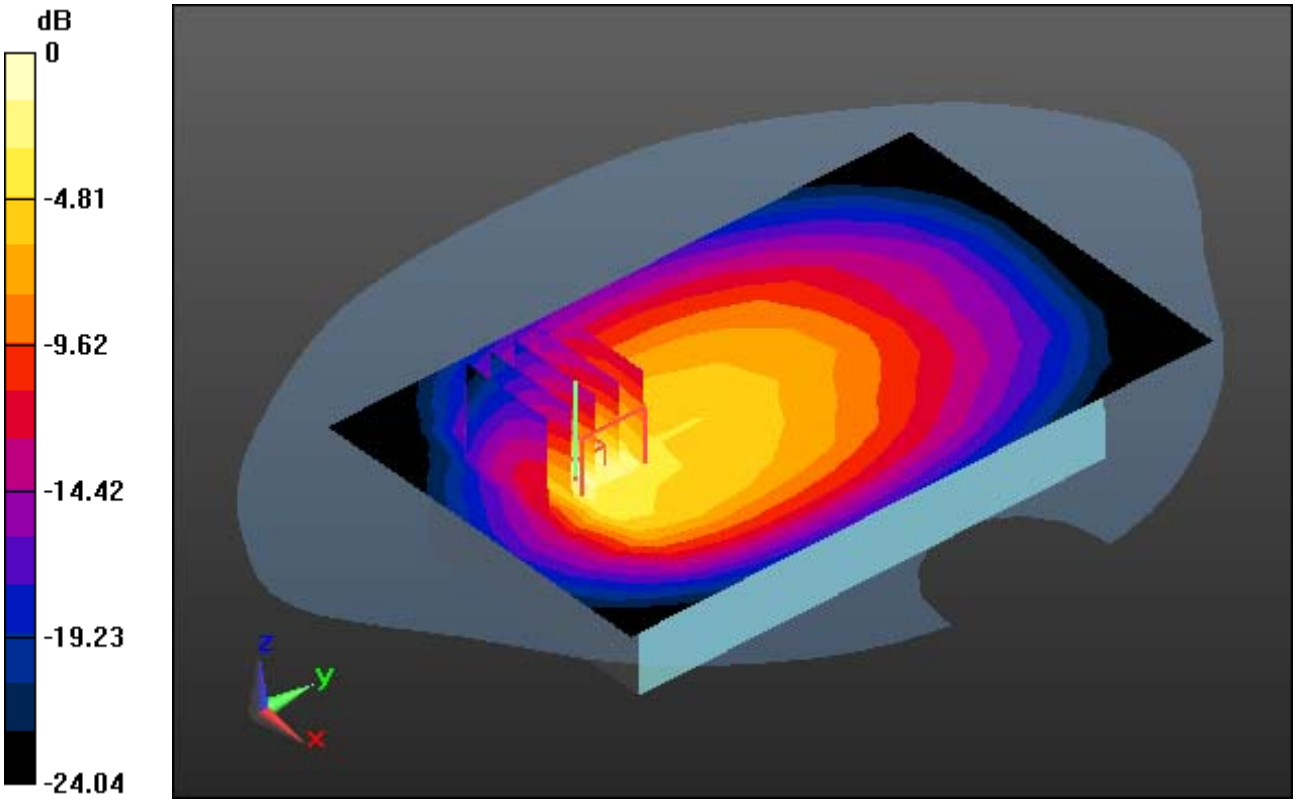

0 dB = 0.840 W/kg

DT&C Co., Ltd.

DUT: PM80; Type: PDA

Communication System: LTE Band 17 (0); Frequency: 710 MHz;Duty Cycle: 1:1
Medium parameters used: f = 710 MHz; σ = 0.947 S/m; ε_r = 57.521; ρ = 1000 kg/m^3
Phantom section: Flat Section

DASY5 Configuration:
Probe: ES3DV3 - SN3328; ConvF(6.46, 6.46, 6.46); Calibrated: 3/21/2017; Electronics: DAE4 Sn1392
Phantom: SAM with CRP_2016_07_22_middle; Type: QD000P40CD; Serial: TP:1786
Measurement SW: DASY52, Version 52.8 (8); SEMCAD X Version 14.6.10 (7331)

Test Date: 2017-04-12; Ambient Temp: 21.1; Tissue Temp: 22.0

Touch from Body, Rear, LTE Band 17 Ch. 23790, Ant Internal

Mode : BandWidth 10 MHz, QPSK, RB Size: 1

With Enlarge Plot image

Area Scan (9x14x1): Measurement grid: dx=15mm, dy=15mm
Zoom Scan (5x5x7)/Cube 0: Measurement grid: dx=8mm, dy=8mm, dz=5mm
Power Drift = 0.03 dB
Peak SAR (extrapolated) = 2.02 W/kg
SAR(1 g) = 0.651 W/kg; SAR(10 g) = 0.316 W/kg

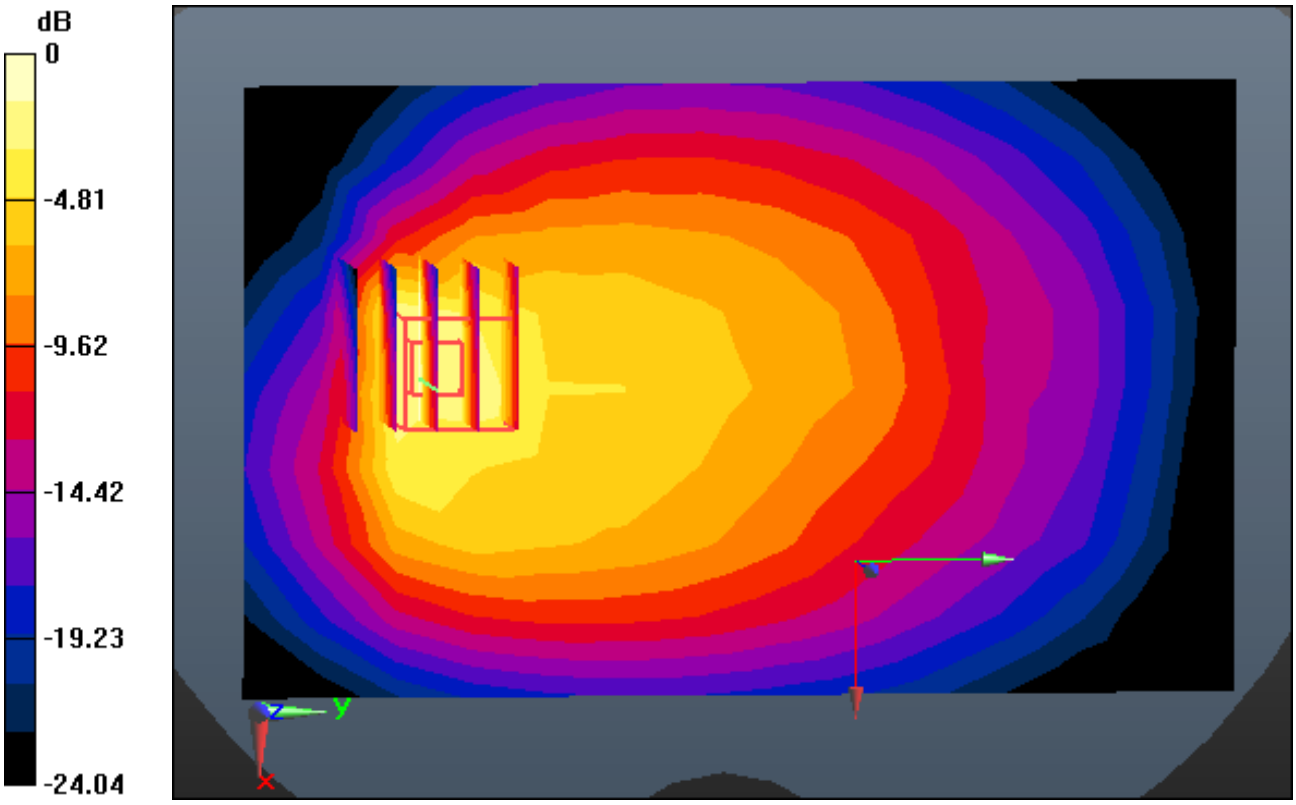

0 dB = 0.840 W/kg

DT&C Co., Ltd.

DUT: PM80; Type: PDA

Communication System: LTE Band 17 (0); Frequency: 710 MHz;Duty Cycle: 1:1
Medium parameters used: f = 710 MHz; σ = 0.947 S/m; ε_r = 57.521; ρ = 1000 kg/m^3
Phantom section: Flat Section

DASY5 Configuration:
Probe: ES3DV3 - SN3328; ConvF(6.46, 6.46, 6.46); Calibrated: 3/21/2017; Electronics: DAE4 Sn1392
Phantom: SAM with CRP_2016_07_22_middle; Type: QD000P40CD; Serial: TP:1786
Measurement SW: DASY52, Version 52.8 (8); SEMCAD X Version 14.6.10 (7331)

Test Date: 2017-04-12; Ambient Temp: 21.1; Tissue Temp: 22.0

Touch from Body, Rear, LTE Band 17 Ch. 23790, Ant Internal

Mode : BandWidth 10 MHz, QPSK, RB Size: 1

Area Scan (9x14x1): Measurement grid: dx=15mm, dy=15mm
Zoom Scan (5x5x7)/Cube 0: Measurement grid: dx=8mm, dy=8mm, dz=5mm
Power Drift = 0.03 dB
Peak SAR (extrapolated) = 2.02 W/kg
SAR(1 g) = 0.651 W/kg; SAR(10 g) = 0.316 W/kg

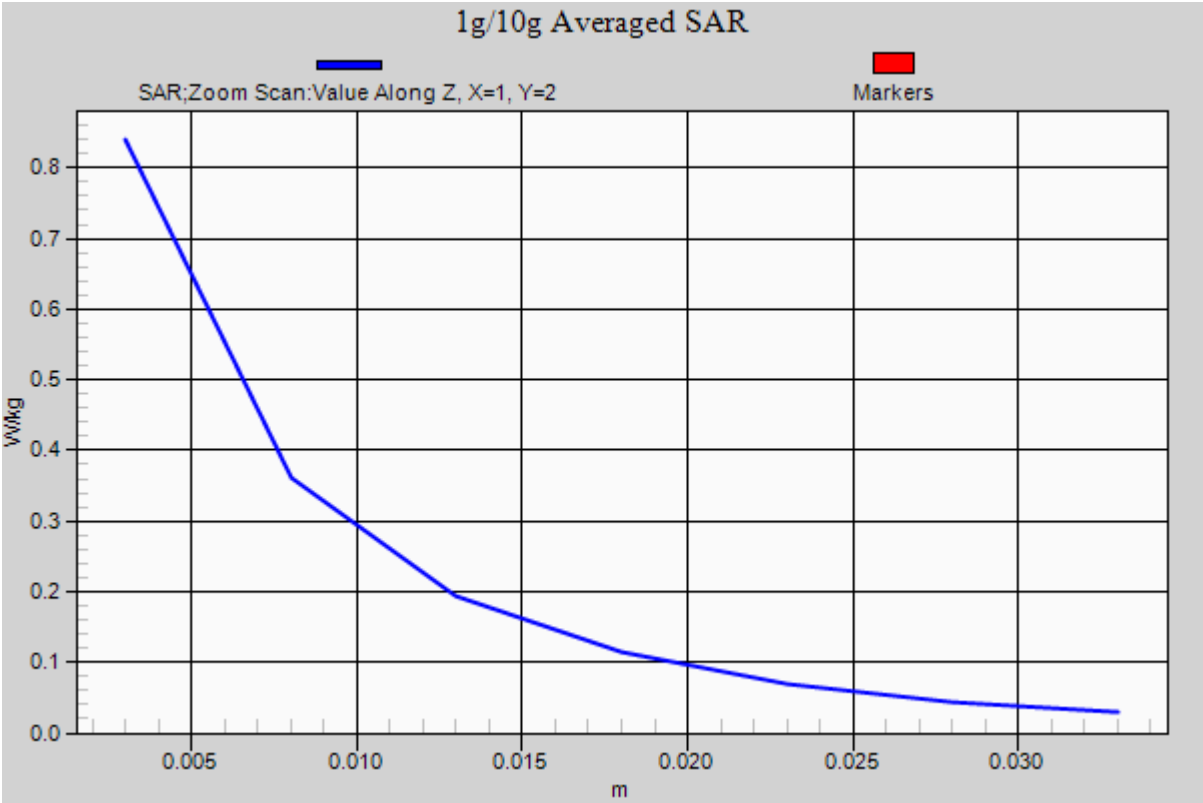

DT&C Co., Ltd.

DUT: PM80; Type: PDA

Communication System: LTE Band 5(FCC) (0); Frequency: 836.5 MHz;Duty Cycle: 1:1
Medium parameters used: f = 836.5 MHz; σ = 1.005 S/m; ε_r = 57.212; ρ = 1000 kg/m^3
Phantom section: Flat Section

DASY5 Configuration:
Probe: ES3DV3 - SN3328; ConvF(6.35, 6.35, 6.35); Calibrated: 3/21/2017; Electronics: DAE4 Sn1392
Phantom: SAM with CRP_2016_07_22_middle; Type: QD000P40CD; Serial: TP:1786
Measurement SW: DASY52, Version 52.8 (8); SEMCAD X Version 14.6.10 (7331)

Test Date: 2017-04-10; Ambient Temp: 20.8; Tissue Temp: 22.2

Touch from Body, Rear, LTE Band 5 Ch. 20525, Ant Internal

Mode : BandWidth 10 MHz, QPSK, RB Size: 1

Area Scan (9x14x1): Measurement grid: dx=15mm, dy=15mm
Zoom Scan (5x5x7)/Cube 0: Measurement grid: dx=8mm, dy=8mm, dz=5mm
Power Drift = 0.14 dB
Peak SAR (extrapolated) = 1.93 W/kg
SAR(1 g) = 0.636 W/kg; SAR(10 g) = 0.290 W/kg

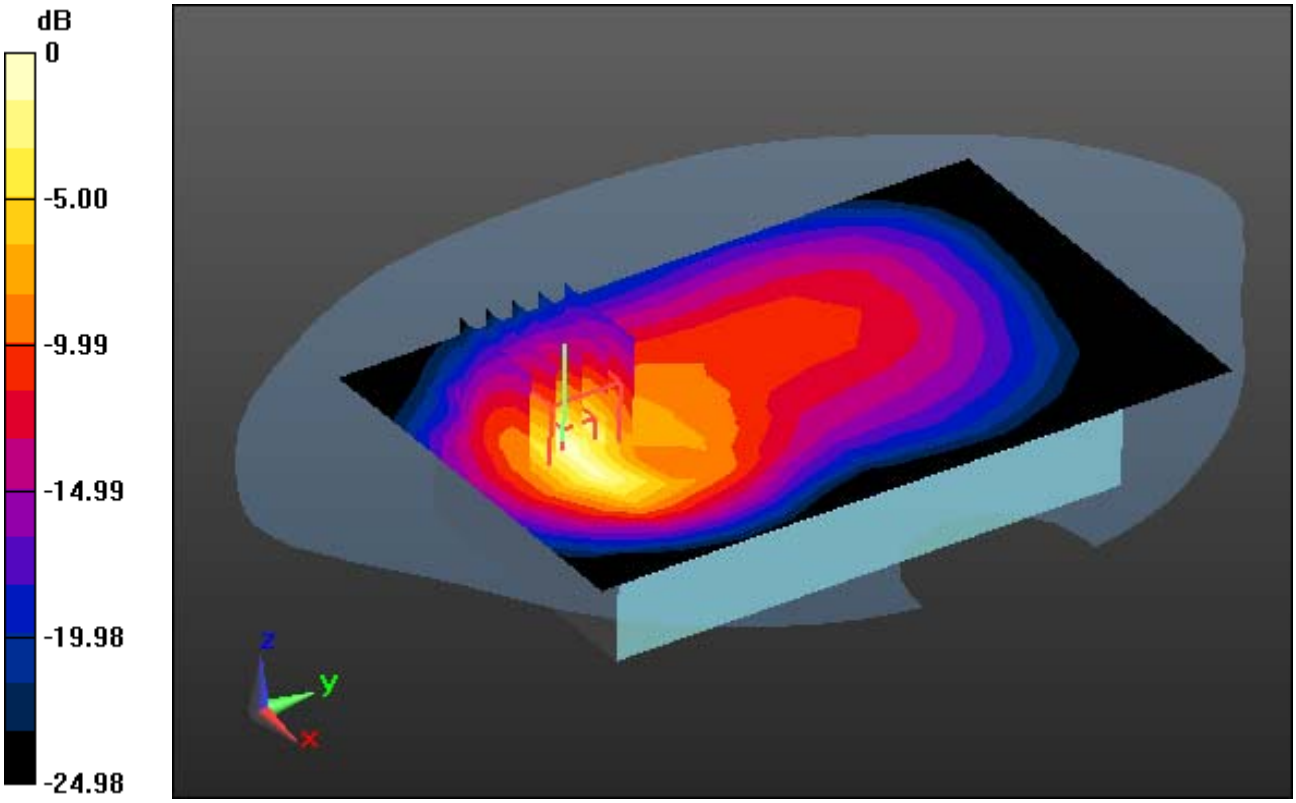

0 dB = 0.831 W/kg

DT&C Co., Ltd.

DUT: PM80; Type: PDA

Communication System: LTE Band 5(FCC) (0); Frequency: 836.5 MHz;Duty Cycle: 1:1
Medium parameters used: f = 836.5 MHz; σ = 1.005 S/m; ε_r = 57.212; ρ = 1000 kg/m^3
Phantom section: Flat Section

DASY5 Configuration:
Probe: ES3DV3 - SN3328; ConvF(6.35, 6.35, 6.35); Calibrated: 3/21/2017; Electronics: DAE4 Sn1392
Phantom: SAM with CRP_2016_07_22_middle; Type: QD000P40CD; Serial: TP:1786
Measurement SW: DASY52, Version 52.8 (8); SEMCAD X Version 14.6.10 (7331)

Test Date: 2017-04-10; Ambient Temp: 20.8; Tissue Temp: 22.2

Touch from Body, Rear, LTE Band 5 Ch. 20525, Ant Internal

Mode : BandWidth 10 MHz, QPSK, RB Size: 1

With Enlarge Plot image

Area Scan (9x14x1): Measurement grid: dx=15mm, dy=15mm
Zoom Scan (5x5x7)/Cube 0: Measurement grid: dx=8mm, dy=8mm, dz=5mm
Power Drift = 0.14 dB
Peak SAR (extrapolated) = 1.93 W/kg
SAR(1 g) = 0.636 W/kg; SAR(10 g) = 0.290 W/kg

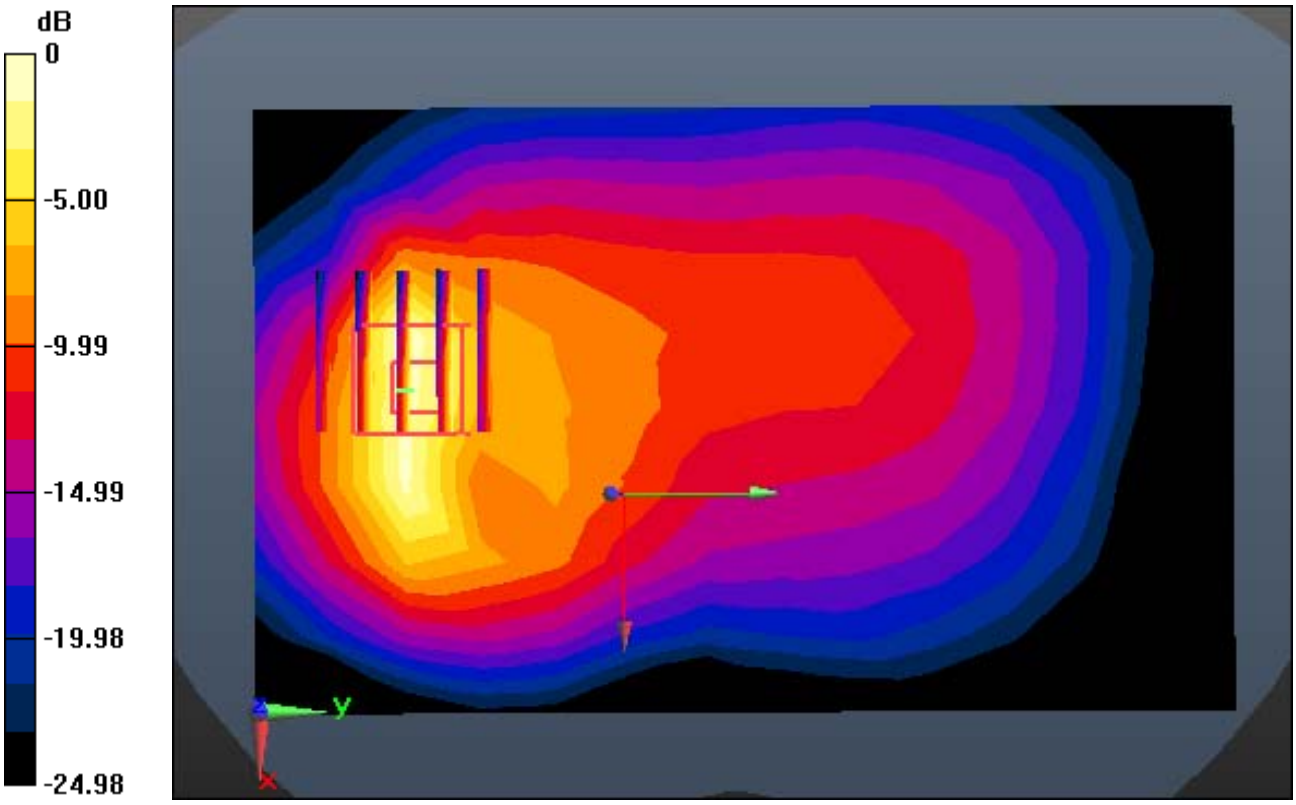

0 dB = 0.831 W/kg

DT&C Co., Ltd.

DUT: PM80; Type: PDA

Communication System: LTE Band 5(FCC) (0); Frequency: 836.5 MHz;Duty Cycle: 1:1
Medium parameters used: f = 836.5 MHz; σ = 1.005 S/m; ε_r = 57.212; ρ = 1000 kg/m^3
Phantom section: Flat Section

DASY5 Configuration:
Probe: ES3DV3 - SN3328; ConvF(6.35, 6.35, 6.35); Calibrated: 3/21/2017; Electronics: DAE4 Sn1392
Phantom: SAM with CRP_2016_07_22_middle; Type: QD000P40CD; Serial: TP:1786
Measurement SW: DASY52, Version 52.8 (8); SEMCAD X Version 14.6.10 (7331)

Test Date: 2017-04-10; Ambient Temp: 20.8; Tissue Temp: 22.2

Touch from Body, Rear, LTE Band 5 Ch. 20525, Ant Internal

Mode : BandWidth 10 MHz, QPSK, RB Size: 1

Area Scan (9x14x1): Measurement grid: dx=15mm, dy=15mm
Zoom Scan (5x5x7)/Cube 0: Measurement grid: dx=8mm, dy=8mm, dz=5mm
Power Drift = 0.14 dB
Peak SAR (extrapolated) = 1.93 W/kg
SAR(1 g) = 0.636 W/kg; SAR(10 g) = 0.290 W/kg

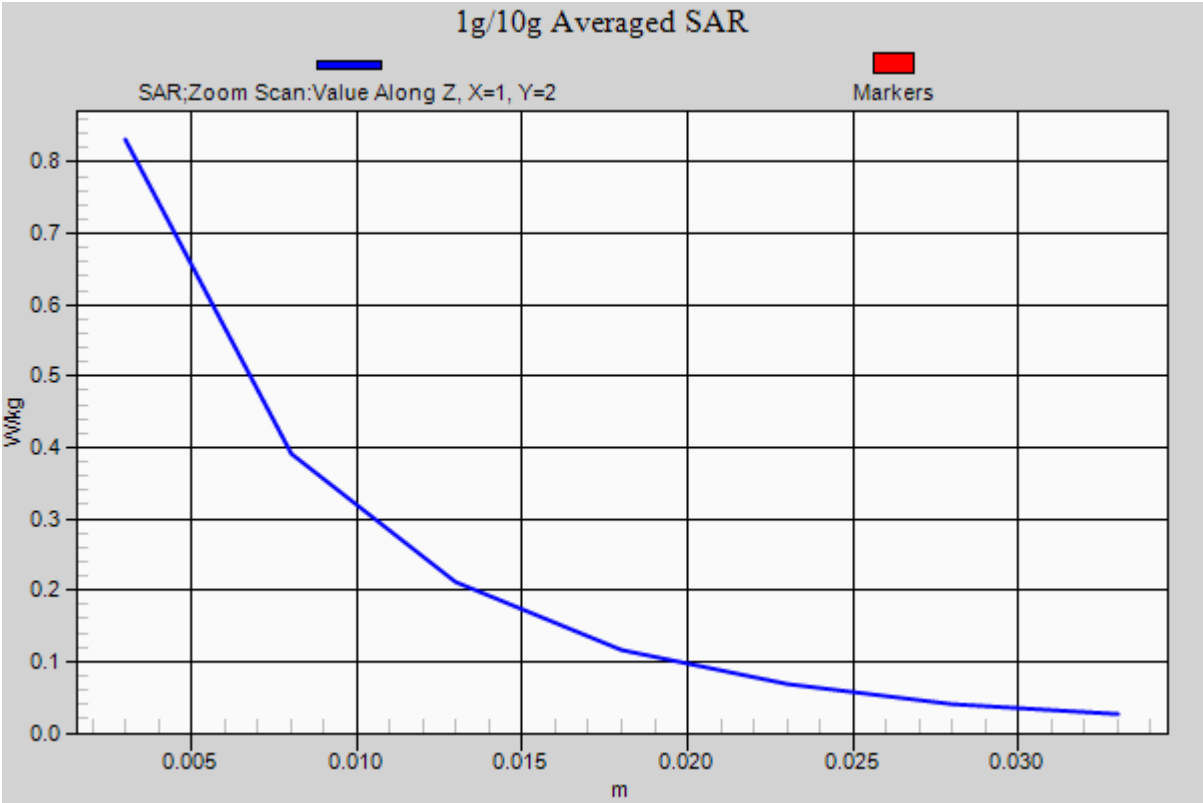

DT&C Co., Ltd.

DUT: PM80; Type: PDA

Communication System: LTE Band 4 (0); Frequency: 1732.5 MHz;Duty Cycle: 1:1
Medium parameters used: f = 1732.5 MHz; σ = 1.515 S/m; ε_r = 52.856; ρ = 1000 kg/m^3
Phantom section: Flat Section

DASY5 Configuration:
Probe: ES3DV3 - SN3328; ConvF(5.08, 5.08, 5.08); Calibrated: 3/21/2017; Electronics: DAE4 Sn1392
Phantom: SAM with CRP_2016_07_22_middle; Type: QD000P40CD; Serial: TP:1786
Measurement SW: DASY52, Version 52.8 (8); SEMCAD X Version 14.6.10 (7331)

Test Date: 2017-04-07; Ambient Temp: 20.9; Tissue Temp: 21.8

Touch from Body, Rear, LTE Band 4 Ch. 20175, Ant Internal

Mode : BandWidth 20 MHz, QPSK, RB Size: 1

Area Scan (9x14x1): Measurement grid: dx=15mm, dy=15mm
Zoom Scan (5x5x7)/Cube 0: Measurement grid: dx=8mm, dy=8mm, dz=5mm
Power Drift = -0.03 dB
Peak SAR (extrapolated) = 6.90 W/kg
SAR(1 g) = 3.35 W/kg; SAR(10 g) = 1.51 W/kg

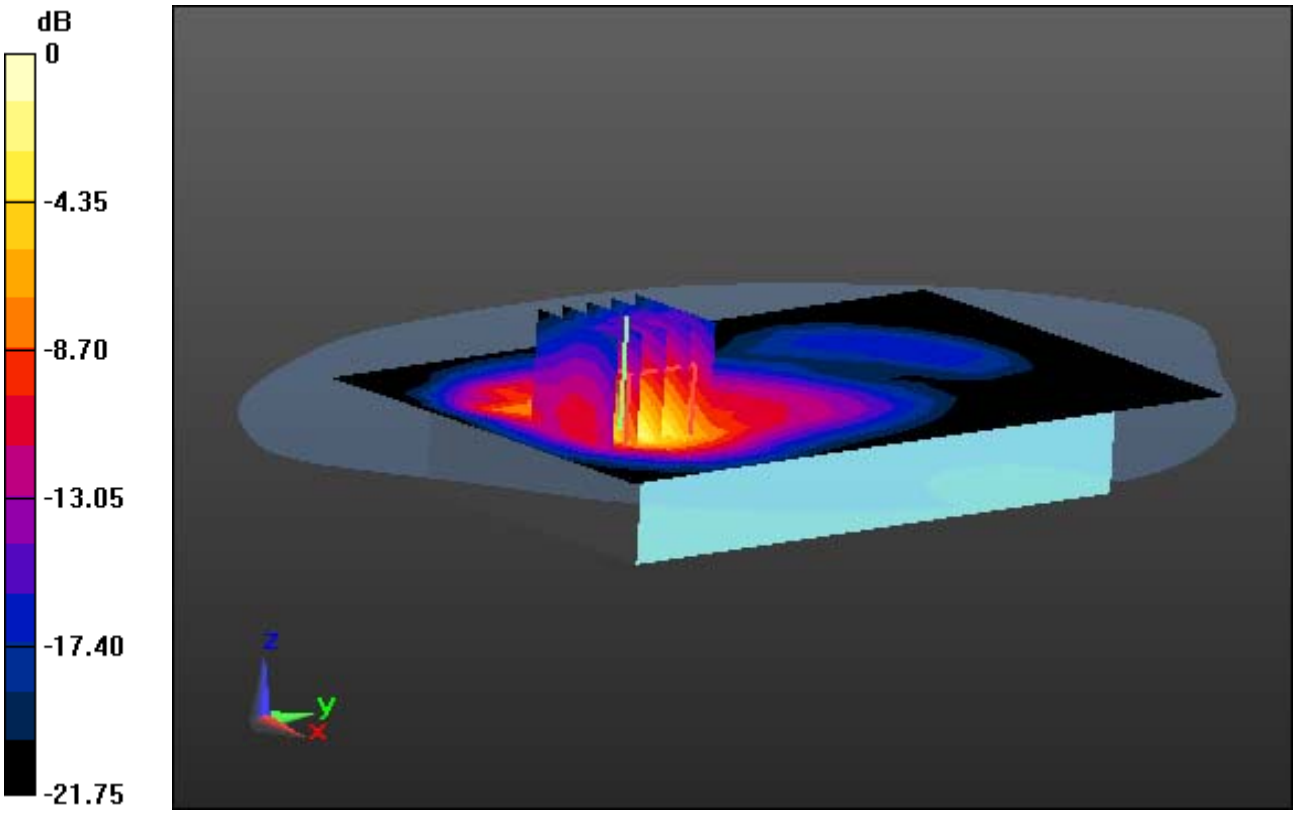

0 dB = 4.73 W/kg

DT&C Co., Ltd.

DUT: PM80; Type: PDA

Communication System: LTE Band 4 (0); Frequency: 1732.5 MHz;Duty Cycle: 1:1
Medium parameters used: f = 1732.5 MHz; σ = 1.515 S/m; ε_r = 52.856; ρ = 1000 kg/m^3
Phantom section: Flat Section

DASY5 Configuration:
Probe: ES3DV3 - SN3328; ConvF(5.08, 5.08, 5.08); Calibrated: 3/21/2017; Electronics: DAE4 Sn1392
Phantom: SAM with CRP_2016_07_22_middle; Type: QD000P40CD; Serial: TP:1786
Measurement SW: DASY52, Version 52.8 (8); SEMCAD X Version 14.6.10 (7331)

Test Date: 2017-04-07; Ambient Temp: 20.9; Tissue Temp: 21.8

Touch from Body, Rear, LTE Band 4 Ch. 20175, Ant Internal

Mode : BandWidth 20 MHz, QPSK, RB Size: 1

With Enlarge Plot image

Area Scan (9x14x1): Measurement grid: dx=15mm, dy=15mm
Zoom Scan (5x5x7)/Cube 0: Measurement grid: dx=8mm, dy=8mm, dz=5mm
Power Drift = -0.03 dB
Peak SAR (extrapolated) = 6.90 W/kg
SAR(1 g) = 3.35 W/kg; SAR(10 g) = 1.51 W/kg

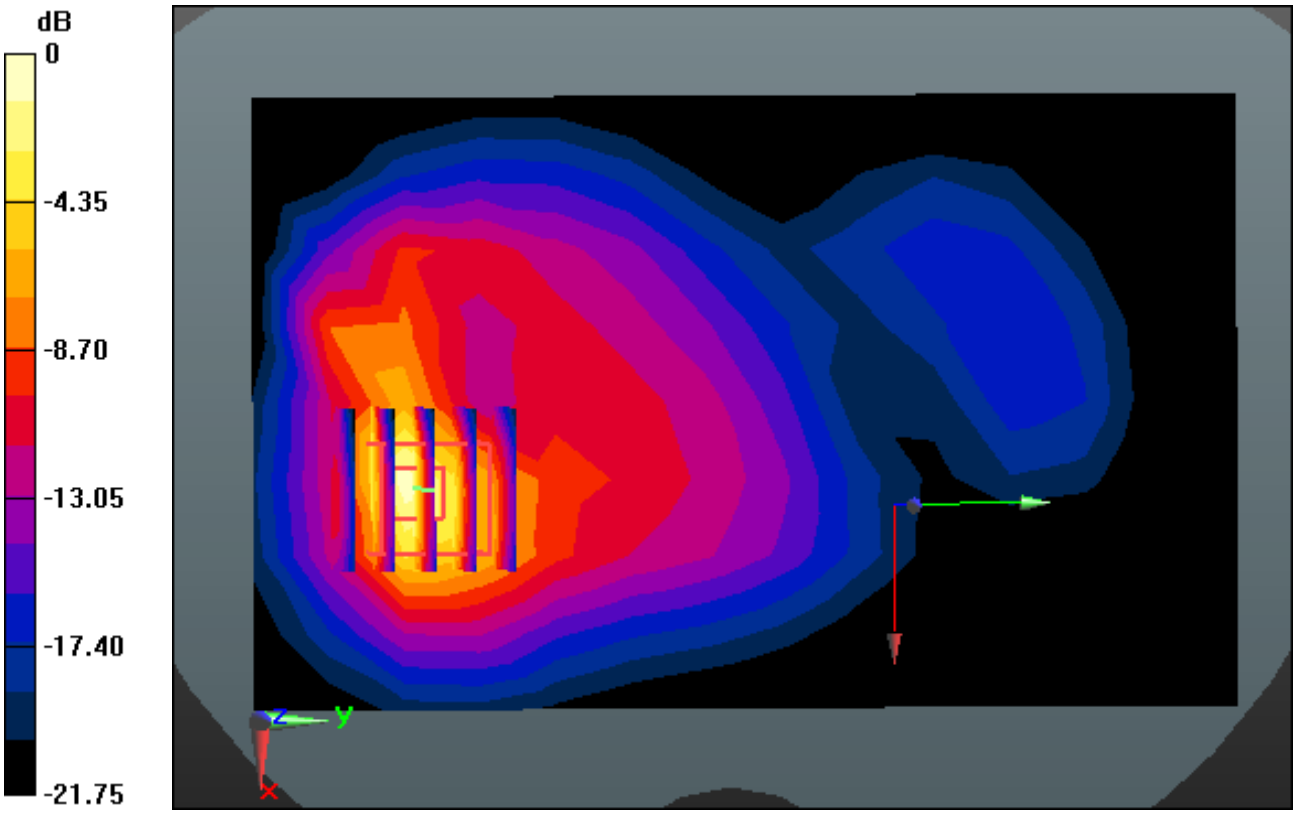

0 dB = 4.73 W/kg

DT&C Co., Ltd.

DUT: PM80; Type: PDA

Communication System: LTE Band 4 (0); Frequency: 1732.5 MHz;Duty Cycle: 1:1
Medium parameters used: f = 1732.5 MHz; σ = 1.515 S/m; ε_r = 52.856; ρ = 1000 kg/m^3
Phantom section: Flat Section

DASY5 Configuration:
Probe: ES3DV3 - SN3328; ConvF(5.08, 5.08, 5.08); Calibrated: 3/21/2017; Electronics: DAE4 Sn1392
Phantom: SAM with CRP_2016_07_22_middle; Type: QD000P40CD; Serial: TP:1786
Measurement SW: DASY52, Version 52.8 (8); SEMCAD X Version 14.6.10 (7331)

Test Date: 2017-04-07; Ambient Temp: 20.9; Tissue Temp: 21.8

Touch from Body, Rear, LTE Band 4 Ch. 20175, Ant Internal

Mode : BandWidth 20 MHz, QPSK, RB Size: 1

Area Scan (9x14x1): Measurement grid: dx=15mm, dy=15mm
Zoom Scan (5x5x7)/Cube 0: Measurement grid: dx=8mm, dy=8mm, dz=5mm
Power Drift = -0.03 dB
Peak SAR (extrapolated) = 6.90 W/kg
SAR(1 g) = 3.35 W/kg; SAR(10 g) = 1.51 W/kg

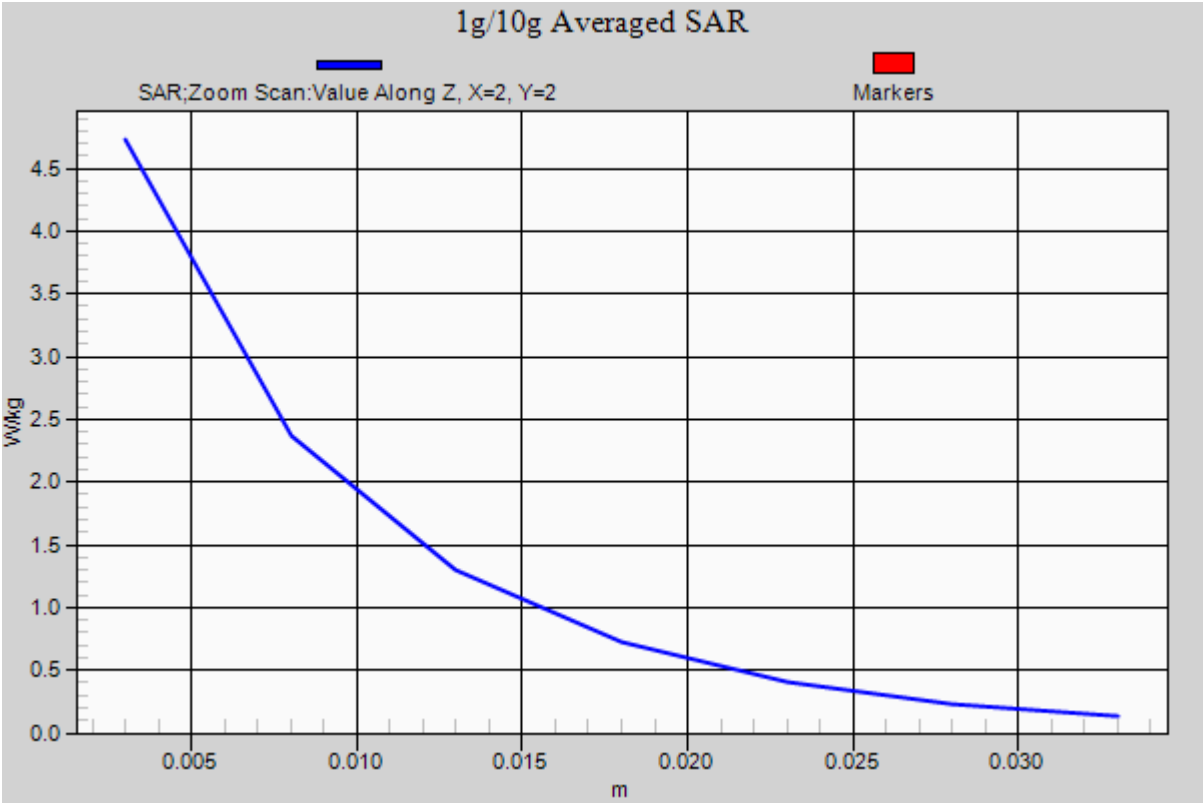

DT&C Co., Ltd.

DUT: PM80; Type: PDA

Communication System: LTE Band 2 (0); Frequency: 1860 MHz;Duty Cycle: 1:1
Medium parameters used: f = 1860 MHz; σ = 1.538 S/m; ε_r = 52.124; ρ = 1000 kg/m^3
Phantom section: Flat Section

DASY5 Configuration:
Probe: ES3DV3 - SN3328; ConvF(4.91, 4.91, 4.91); Calibrated: 3/21/2017; Electronics: DAE4 Sn1392
Phantom: SAM with CRP_2016_07_22_middle; Type: QD000P40CD; Serial: TP:1786
Measurement SW: DASY52, Version 52.8 (8); SEMCAD X Version 14.6.10 (7331)

Test Date: 2017-04-06; Ambient Temp: 20.7; Tissue Temp: 21.3

Touch from Body, Rear, LTE Band 2 Ch. 18700, Ant Internal

Mode : BandWidth 20 MHz, QPSK, RB Size: 1

Area Scan (9x14x1): Measurement grid: dx=15mm, dy=15mm
Zoom Scan (5x5x7)/Cube 0: Measurement grid: dx=8mm, dy=8mm, dz=5mm
Power Drift = 0.09 dB
Peak SAR (extrapolated) = 6.81 W/kg
SAR(1 g) = 3.26 W/kg; SAR(10 g) = 1.42 W/kg

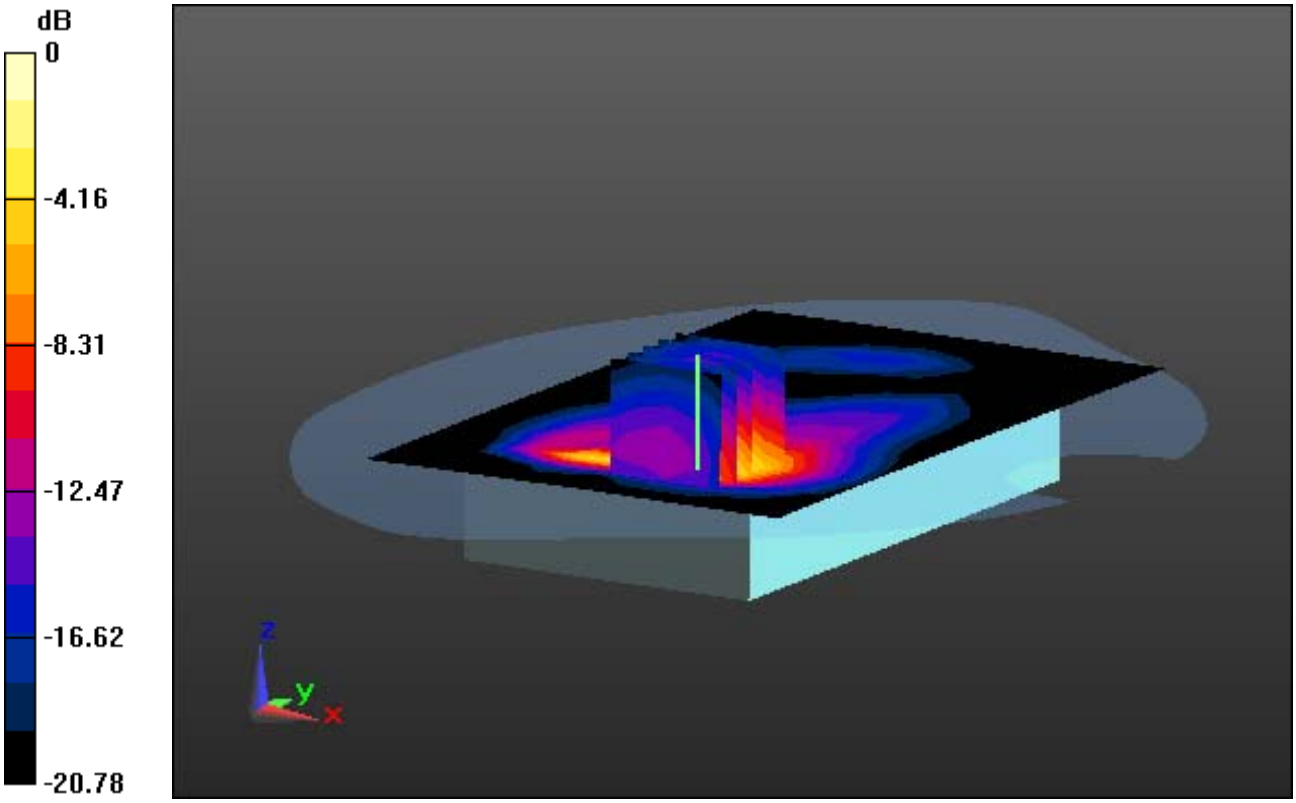

0 dB = 4.44 W/kg

DT&C Co., Ltd.

DUT: PM80; Type: PDA

Communication System: LTE Band 2 (0); Frequency: 1860 MHz;Duty Cycle: 1:1
Medium parameters used: f = 1860 MHz; σ = 1.538 S/m; ε_r = 52.124; ρ = 1000 kg/m^3
Phantom section: Flat Section

DASY5 Configuration:
Probe: ES3DV3 - SN3328; ConvF(4.91, 4.91, 4.91); Calibrated: 3/21/2017; Electronics: DAE4 Sn1392
Phantom: SAM with CRP_2016_07_22_middle; Type: QD000P40CD; Serial: TP:1786
Measurement SW: DASY52, Version 52.8 (8); SEMCAD X Version 14.6.10 (7331)

Test Date: 2017-04-06; Ambient Temp: 20.7; Tissue Temp: 21.3

Touch from Body, Rear, LTE Band 2 Ch. 18700, Ant Internal

Mode : BandWidth 20 MHz, QPSK, RB Size: 1

With Enlarge Plot image

Area Scan (9x14x1): Measurement grid: dx=15mm, dy=15mm
Zoom Scan (5x5x7)/Cube 0: Measurement grid: dx=8mm, dy=8mm, dz=5mm
Power Drift = 0.09 dB
Peak SAR (extrapolated) = 6.81 W/kg
SAR(1 g) = 3.26 W/kg; SAR(10 g) = 1.42 W/kg

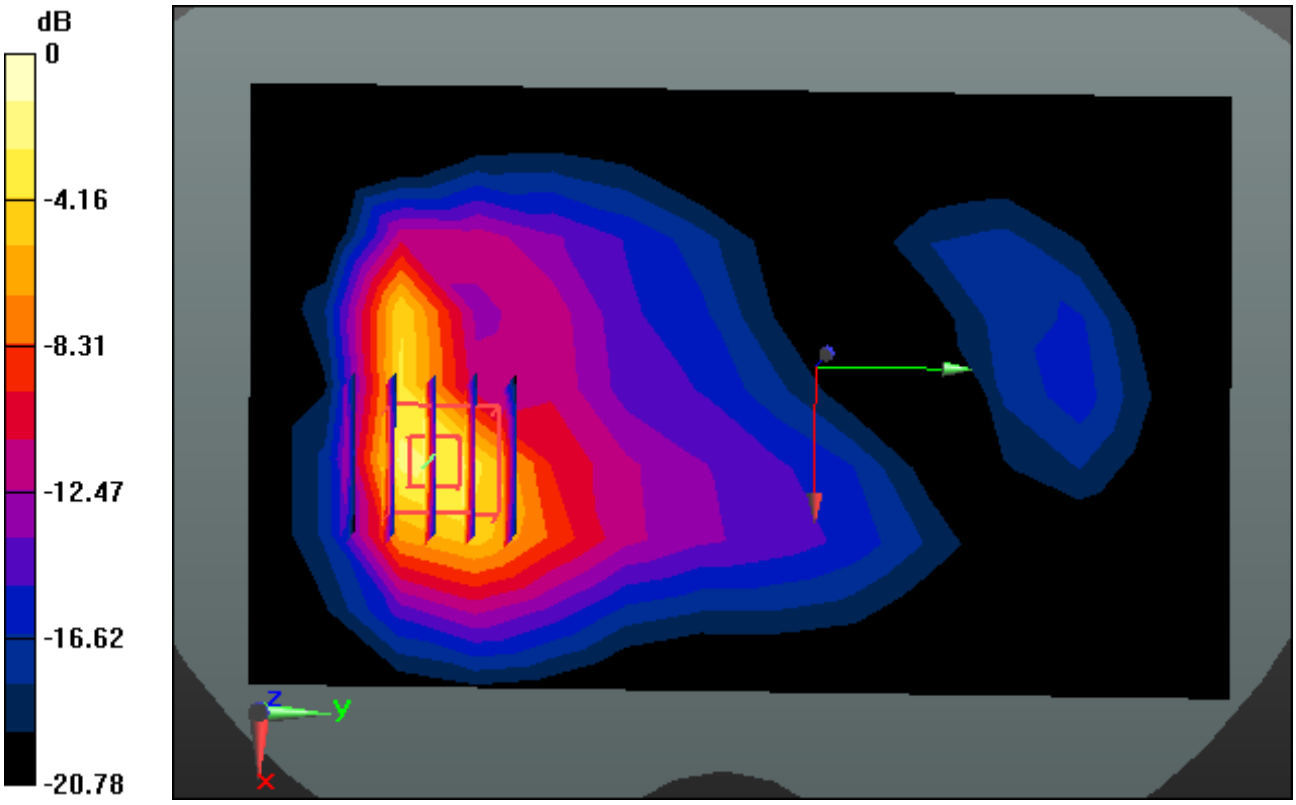

0 dB = 4.44 W/kg

DT&C Co., Ltd.

DUT: PM80; Type: PDA

Communication System: LTE Band 2 (0); Frequency: 1860 MHz;Duty Cycle: 1:1
Medium parameters used: f = 1860 MHz; σ = 1.538 S/m; ε_r = 52.124; ρ = 1000 kg/m^3
Phantom section: Flat Section

DASY5 Configuration:
Probe: ES3DV3 - SN3328; ConvF(4.91, 4.91, 4.91); Calibrated: 3/21/2017; Electronics: DAE4 Sn1392
Phantom: SAM with CRP_2016_07_22_middle; Type: QD000P40CD; Serial: TP:1786
Measurement SW: DASY52, Version 52.8 (8); SEMCAD X Version 14.6.10 (7331)

Test Date: 2017-04-06; Ambient Temp: 20.7; Tissue Temp: 21.3

Touch from Body, Rear, LTE Band 2 Ch. 18700, Ant Internal

Mode : BandWidth 20 MHz, QPSK, RB Size: 1

Area Scan (9x14x1): Measurement grid: dx=15mm, dy=15mm
Zoom Scan (5x5x7)/Cube 0: Measurement grid: dx=8mm, dy=8mm, dz=5mm
Power Drift = 0.09 dB
Peak SAR (extrapolated) = 6.81 W/kg
SAR(1 g) = 3.26 W/kg; SAR(10 g) = 1.42 W/kg

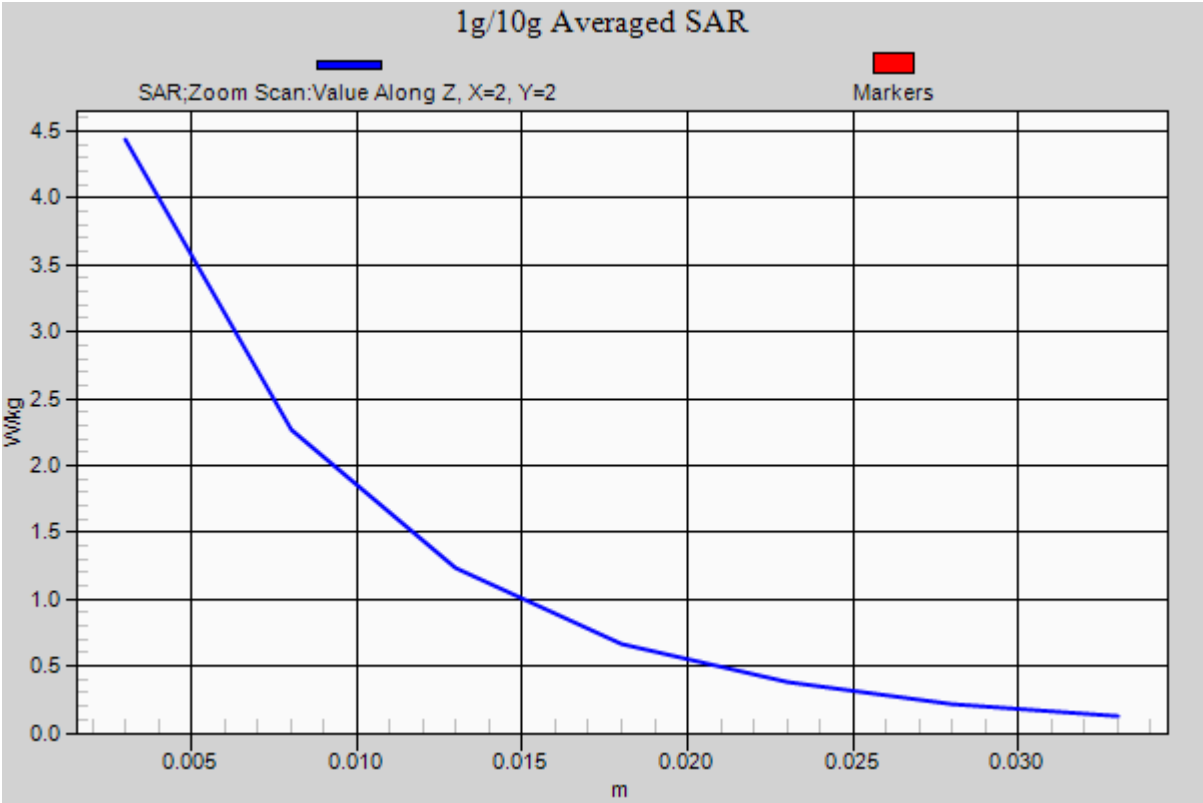

DT&C Co., Ltd.

DUT: PM80; Type: PDA

Communication System: LTE Band 7(FCC) (0); Frequency: 2560 MHz;Duty Cycle: 1:1
Medium parameters used: f = 2560 MHz; σ = 2.141 S/m; ε_r = 51.511; ρ = 1000 kg/m^3
Phantom section: Flat Section

DASY5 Configuration:
Probe: ES3DV3 - SN3328; ConvF(4.28, 4.28, 4.28); Calibrated: 3/21/2017; Electronics: DAE4 Sn1392
Phantom: SAM with CRP_2016_07_22_middle; Type: QD000P40CD; Serial: TP:1786
Measurement SW: DASY52, Version 52.8 (8); SEMCAD X Version 14.6.10 (7331)

Test Date: 2017-04-11; Ambient Temp: 21.4; Tissue Temp: 22.0

Touch from Body, Rear, LTE Band 7 Ch. 21350, Ant Internal

Mode : BandWidth 20 MHz, QPSK, RB Size: 1

Area Scan (11x9x1): Measurement grid: dx=12mm, dy=12mm
Zoom Scan (7x7x7)/Cube 0: Measurement grid: dx=5mm, dy=5mm, dz=5mm
Power Drift = 0.05 dB
Peak SAR (extrapolated) = 5.12 W/kg
SAR(1 g) = 2.27 W/kg; SAR(10 g) = 0.981 W/kg

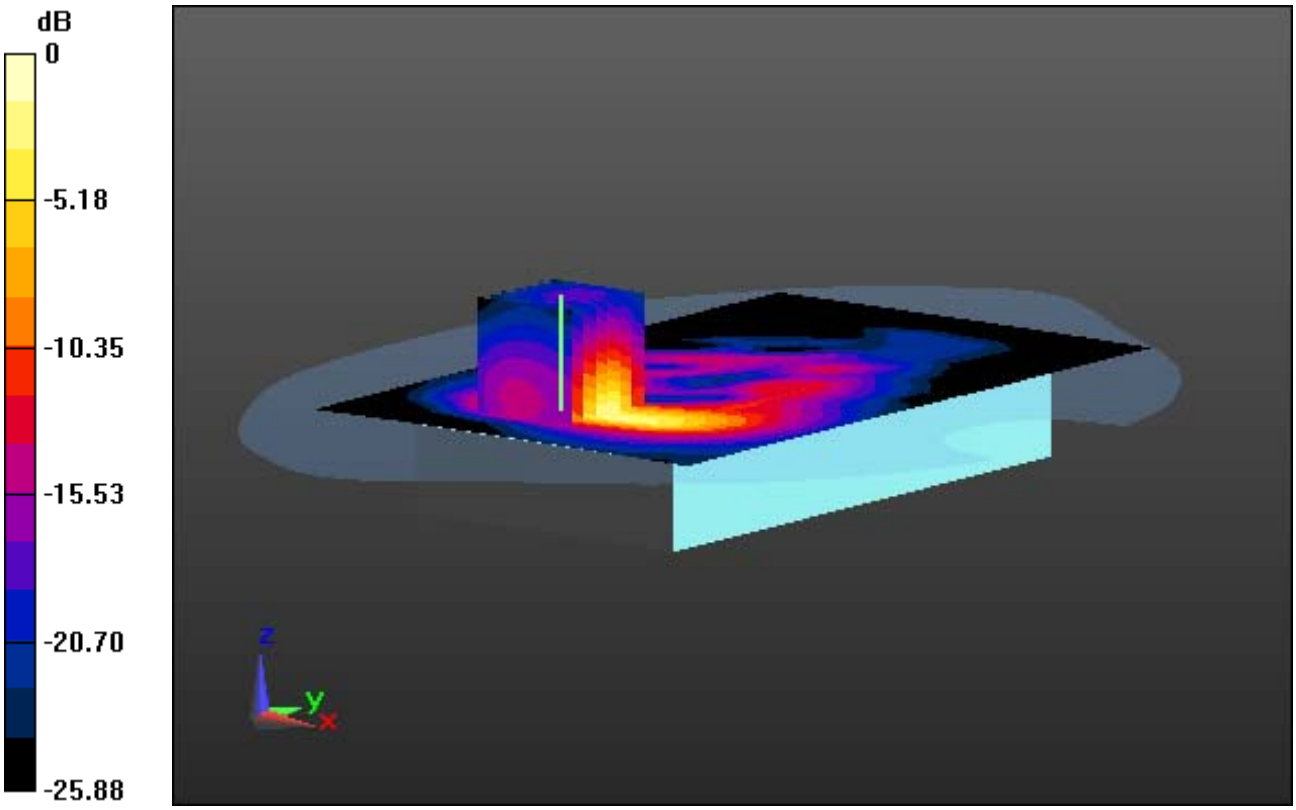

0 dB = 3.06 W/kg

DT&C Co., Ltd.

DUT: PM80; Type: PDA

Communication System: LTE Band 7(FCC) (0); Frequency: 2560 MHz;Duty Cycle: 1:1
Medium parameters used: f = 2560 MHz; σ = 2.141 S/m; ε_r = 51.511; ρ = 1000 kg/m^3
Phantom section: Flat Section

DASY5 Configuration:
Probe: ES3DV3 - SN3328; ConvF(4.28, 4.28, 4.28); Calibrated: 3/21/2017; Electronics: DAE4 Sn1392
Phantom: SAM with CRP_2016_07_22_middle; Type: QD000P40CD; Serial: TP:1786
Measurement SW: DASY52, Version 52.8 (8); SEMCAD X Version 14.6.10 (7331)

Test Date: 2017-04-11; Ambient Temp: 21.4; Tissue Temp: 22.0

Touch from Body, Rear, LTE Band 7 Ch. 21350, Ant Internal

Mode : BandWidth 20 MHz, QPSK, RB Size: 1

With Enlarge Plot image

Area Scan (11x9x1): Measurement grid: dx=12mm, dy=12mm
Zoom Scan (7x7x7)/Cube 0: Measurement grid: dx=5mm, dy=5mm, dz=5mm
Power Drift = 0.05 dB
Peak SAR (extrapolated) = 5.12 W/kg
SAR(1 g) = 2.27 W/kg; SAR(10 g) = 0.981 W/kg

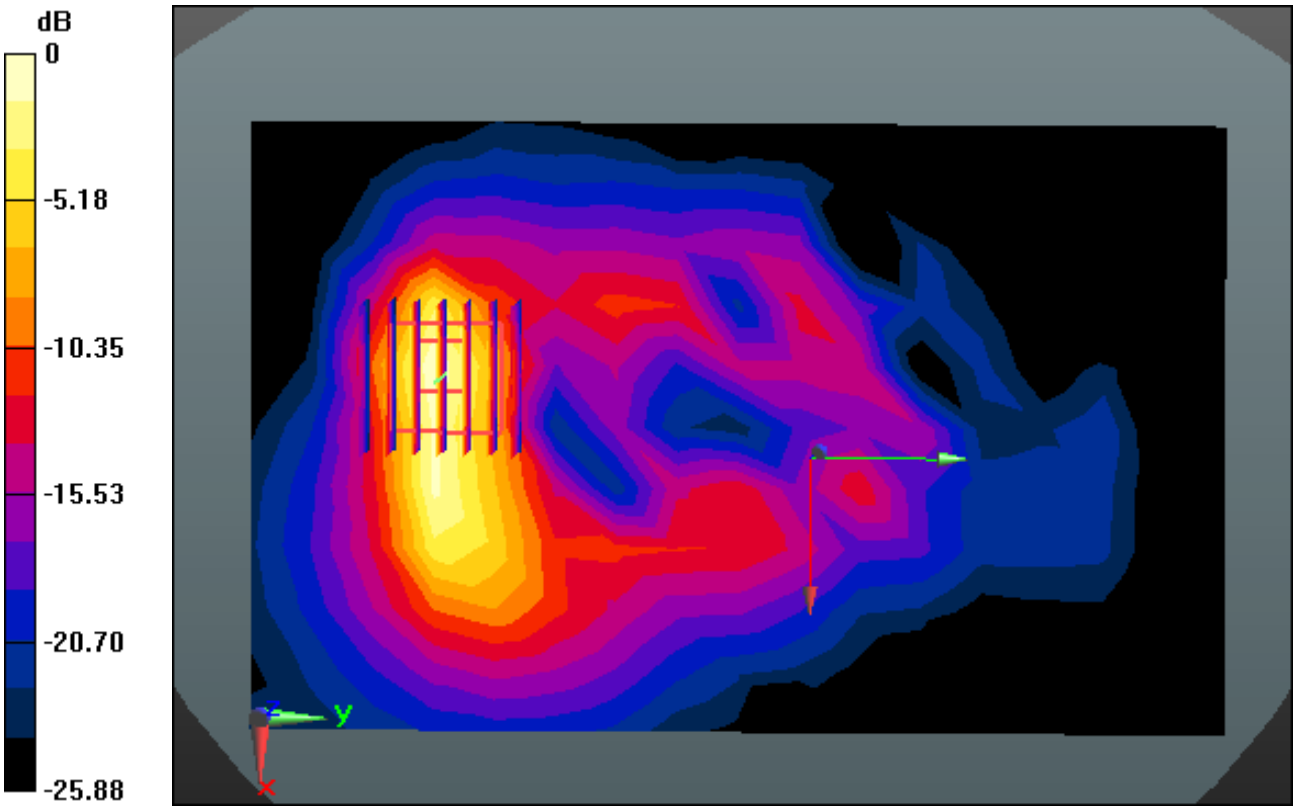

0 dB = 3.06 W/kg

DT&C Co., Ltd.

DUT: PM80; Type: PDA

Communication System: LTE Band 7(FCC) (0); Frequency: 2560 MHz;Duty Cycle: 1:1
Medium parameters used: f = 2560 MHz; σ = 2.141 S/m; ε_r = 51.511; ρ = 1000 kg/m^3
Phantom section: Flat Section

DASY5 Configuration:
Probe: ES3DV3 - SN3328; ConvF(4.28, 4.28, 4.28); Calibrated: 3/21/2017; Electronics: DAE4 Sn1392
Phantom: SAM with CRP_2016_07_22_middle; Type: QD000P40CD; Serial: TP:1786
Measurement SW: DASY52, Version 52.8 (8); SEMCAD X Version 14.6.10 (7331)

Test Date: 2017-04-11; Ambient Temp: 21.4; Tissue Temp: 22.0

Touch from Body, Rear, LTE Band 7 Ch. 21350, Ant Internal

Mode : BandWidth 20 MHz, QPSK, RB Size: 1

Area Scan (11x9x1): Measurement grid: dx=12mm, dy=12mm
Zoom Scan (7x7x7)/Cube 0: Measurement grid: dx=5mm, dy=5mm, dz=5mm
Power Drift = 0.05 dB
Peak SAR (extrapolated) = 5.12 W/kg
SAR(1 g) = 2.27 W/kg; SAR(10 g) = 0.981 W/kg

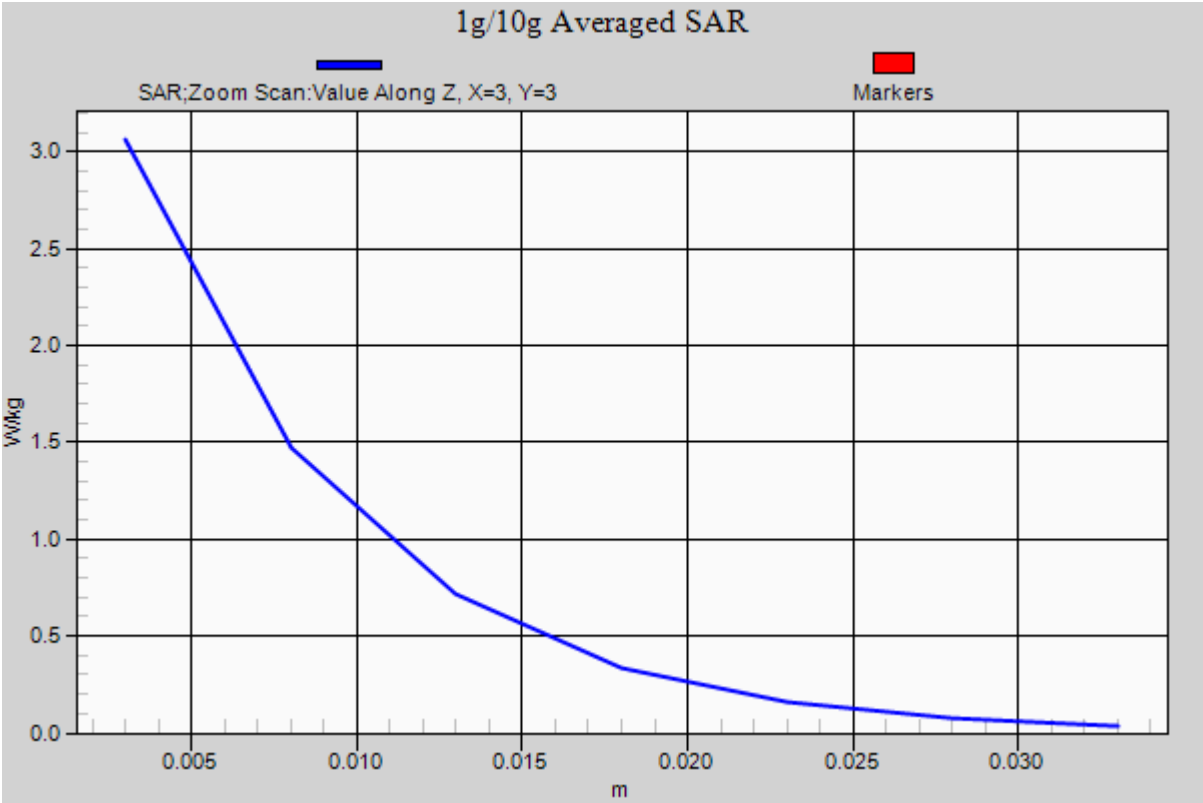

DT&C Co., Ltd.

DUT: PM80; Type: PDA

Communication System: W-LAN (0); Frequency: 2462 MHz;Duty Cycle: 1:1
Medium parameters used: f = 2462 MHz; σ = 2.006 S/m; ε_r = 51.344; ρ = 1000 kg/m^3
Phantom section: Flat Section

DASY5 Configuration:
Probe: ES3DV3 - SN3328; ConvF(4.53, 4.53, 4.53); Calibrated: 3/21/2017; Electronics: DAE4 Sn1392
Phantom: SAM with CRP_2016_07_22_middle; Type: QD000P40CD; Serial: TP:1786
Measurement SW: DASY52, Version 52.8 (8); SEMCAD X Version 14.6.10 (7331)

Test Date: 2017-04-13; Ambient Temp; 20.7; Tissue Temp: 21.3

Touch from Body, Left, WLAN (2.4G 802.11b) Ch. 11, Ant Internal

Area Scan (6x16x1): Measurement grid: dx=12mm, dy=12mm
Zoom Scan (7x7x7)/Cube 0: Measurement grid: dx=5mm, dy=5mm, dz=5mm
Power Drift = -0.02 dB
Peak SAR (extrapolated) = 2.08 W/kg
SAR(1 g) = 0.701 W/kg; SAR(10 g) = 0.258 W/kg

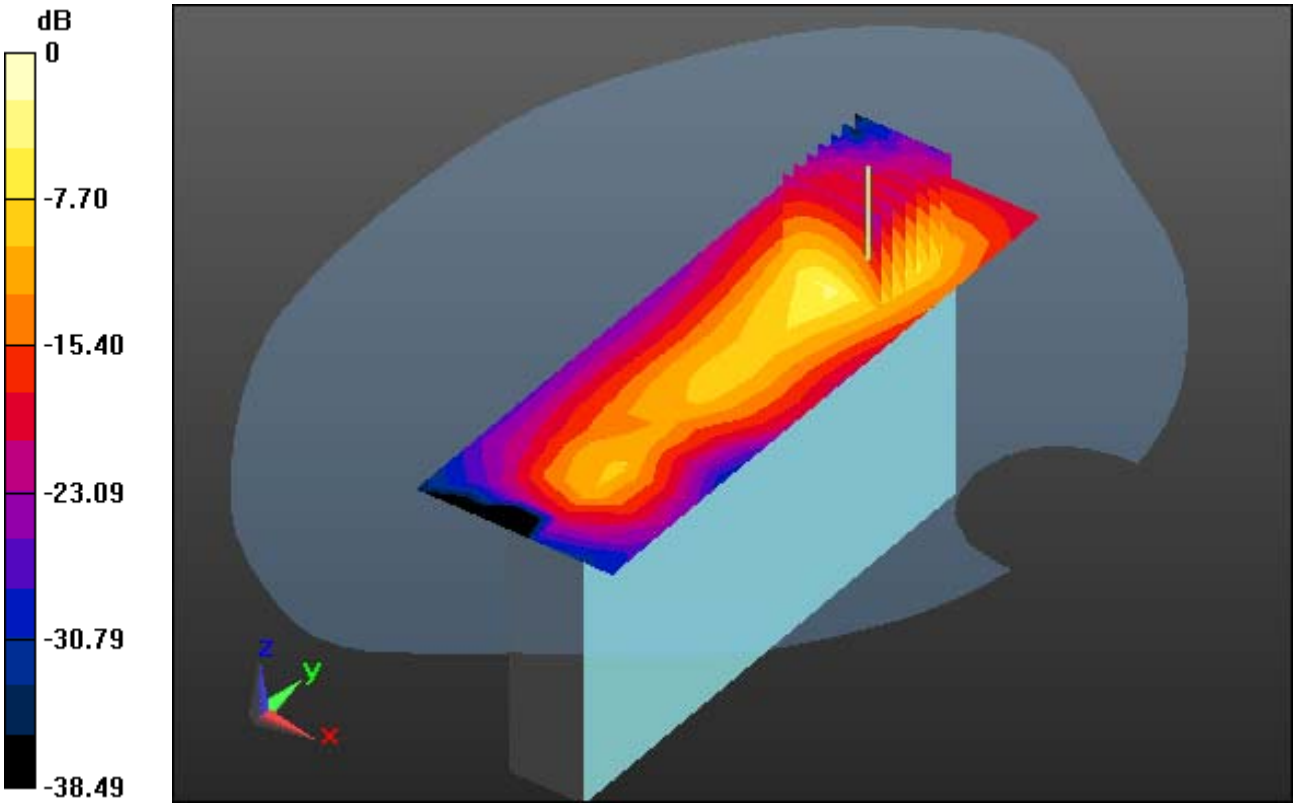

0 dB = 1.06 W/kg

DT&C Co., Ltd.

DUT: PM80; Type: PDA

Communication System: W-LAN (0); Frequency: 2462 MHz;Duty Cycle: 1:1
Medium parameters used: f = 2462 MHz; σ = 2.006 S/m; ε_r = 51.344; ρ = 1000 kg/m^3
Phantom section: Flat Section

DASY5 Configuration:
Probe: ES3DV3 - SN3328; ConvF(4.53, 4.53, 4.53); Calibrated: 3/21/2017; Electronics: DAE4 Sn1392
Phantom: SAM with CRP_2016_07_22_middle; Type: QD000P40CD; Serial: TP:1786
Measurement SW: DASY52, Version 52.8 (8); SEMCAD X Version 14.6.10 (7331)

Test Date: 2017-04-13; Ambient Temp; 20.7; Tissue Temp: 21.3

Touch from Body, Left, WLAN (2.4G 802.11b) Ch. 11, Ant Internal

With Enlarge Plot image

Area Scan (6x16x1): Measurement grid: dx=12mm, dy=12mm
Zoom Scan (7x7x7)/Cube 0: Measurement grid: dx=5mm, dy=5mm, dz=5mm
Power Drift = -0.02 dB
Peak SAR (extrapolated) = 2.08 W/kg
SAR(1 g) = 0.701 W/kg; SAR(10 g) = 0.258 W/kg

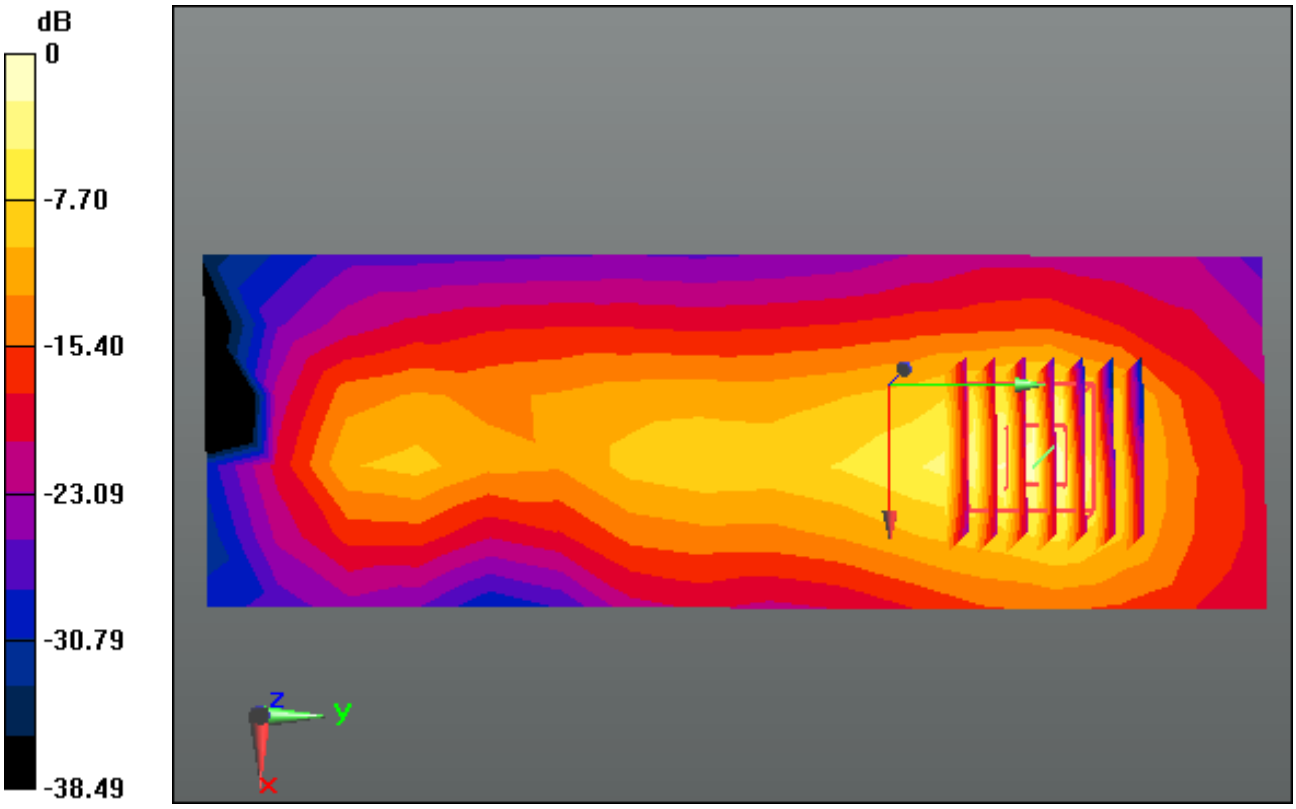

0 dB = 1.06 W/kg

DT&C Co., Ltd.

DUT: PM80; Type: PDA

Communication System: W-LAN (0); Frequency: 2462 MHz;Duty Cycle: 1:1
Medium parameters used: f = 2462 MHz; σ = 2.006 S/m; ε_r = 51.344; ρ = 1000 kg/m^3
Phantom section: Flat Section

DASY5 Configuration:
Probe: ES3DV3 - SN3328; ConvF(4.53, 4.53, 4.53); Calibrated: 3/21/2017; Electronics: DAE4 Sn1392
Phantom: SAM with CRP_2016_07_22_middle; Type: QD000P40CD; Serial: TP:1786
Measurement SW: DASY52, Version 52.8 (8); SEMCAD X Version 14.6.10 (7331)

Test Date: 2017-04-13; Ambient Temp; 20.7; Tissue Temp: 21.3

Touch from Body, Left, WLAN (2.4G 802.11b) Ch. 11, Ant Internal

Area Scan (6x16x1): Measurement grid: dx=12mm, dy=12mm
Zoom Scan (7x7x7)/Cube 0: Measurement grid: dx=5mm, dy=5mm, dz=5mm
Power Drift = -0.02 dB
Peak SAR (extrapolated) = 2.08 W/kg
SAR(1 g) = 0.701 W/kg; SAR(10 g) = 0.258 W/kg

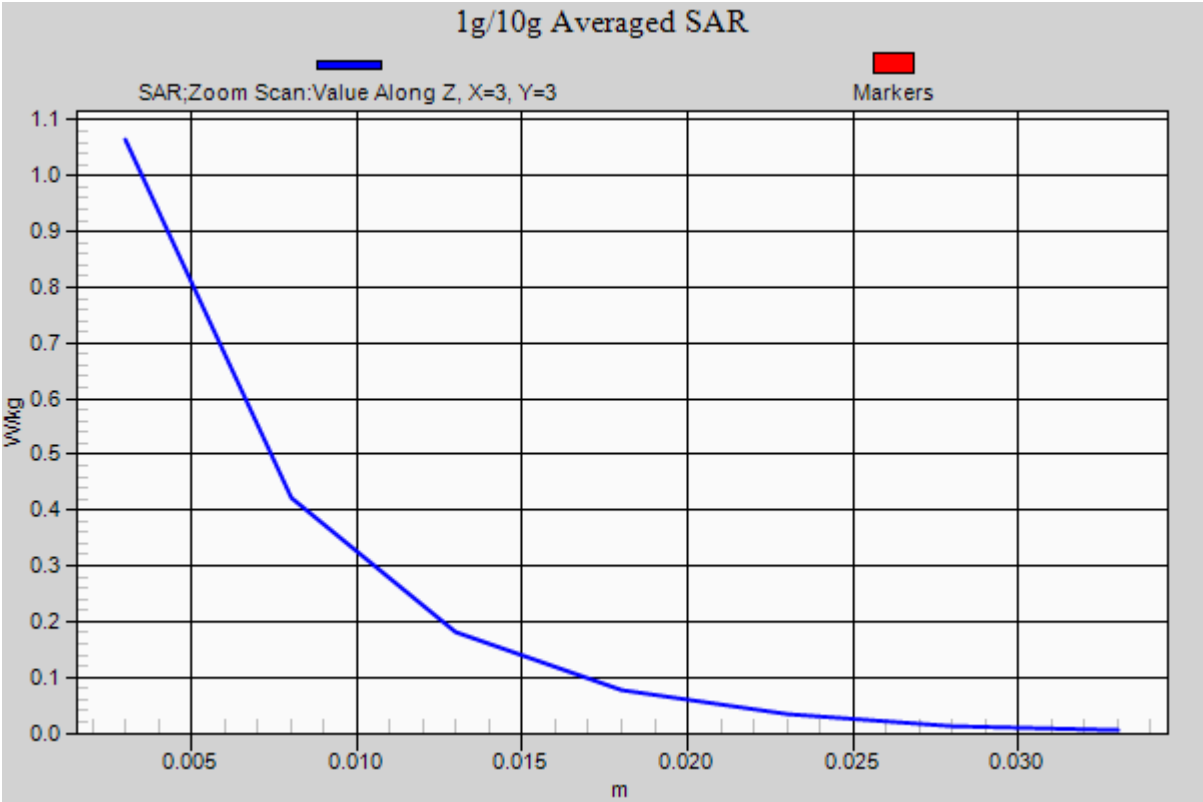

DT&C Co., Ltd.

DUT: PM80; Type: PDA

Communication System: W-LAN 5G (0); Frequency: 5260 MHz;Duty Cycle: 1:1
Medium parameters used: f = 5260 MHz; σ = 5.368 S/m; ε_r = 49.036; ρ = 1000 kg/m^3
Phantom section: Flat Section

DASY5 Configuration:
Probe: EX3DV4 - SN3930; ConvF(4.46, 4.46, 4.46); Calibrated: 7/28/2016; Electronics: DAE4 Sn1392
Phantom: SAM with CRP_2016_07_22_middle; Type: QD000P40CD; Serial: TP:1786
Measurement SW: DASY52, Version 52.8 (8); SEMCAD X Version 14.6.10 (7331)

Test Date: 2017-04-14; Ambient Temp; 21.0; Tissue Temp: 22.2

Touch from Body, Rear, WLAN (5.3G 802.11a) Ch. 52, Ant Internal

Area Scan (13x21x1): Measurement grid: dx=10mm, dy=10mm
Zoom Scan (7x7x12)/Cube 0: Measurement grid: dx=4mm, dy=4mm, dz=2mm
Power Drift = -0.01 dB
Peak SAR (extrapolated) = 1.51 W/kg
SAR(1 g) = 0.455 W/kg; SAR(10 g) = 0.209 W/kg

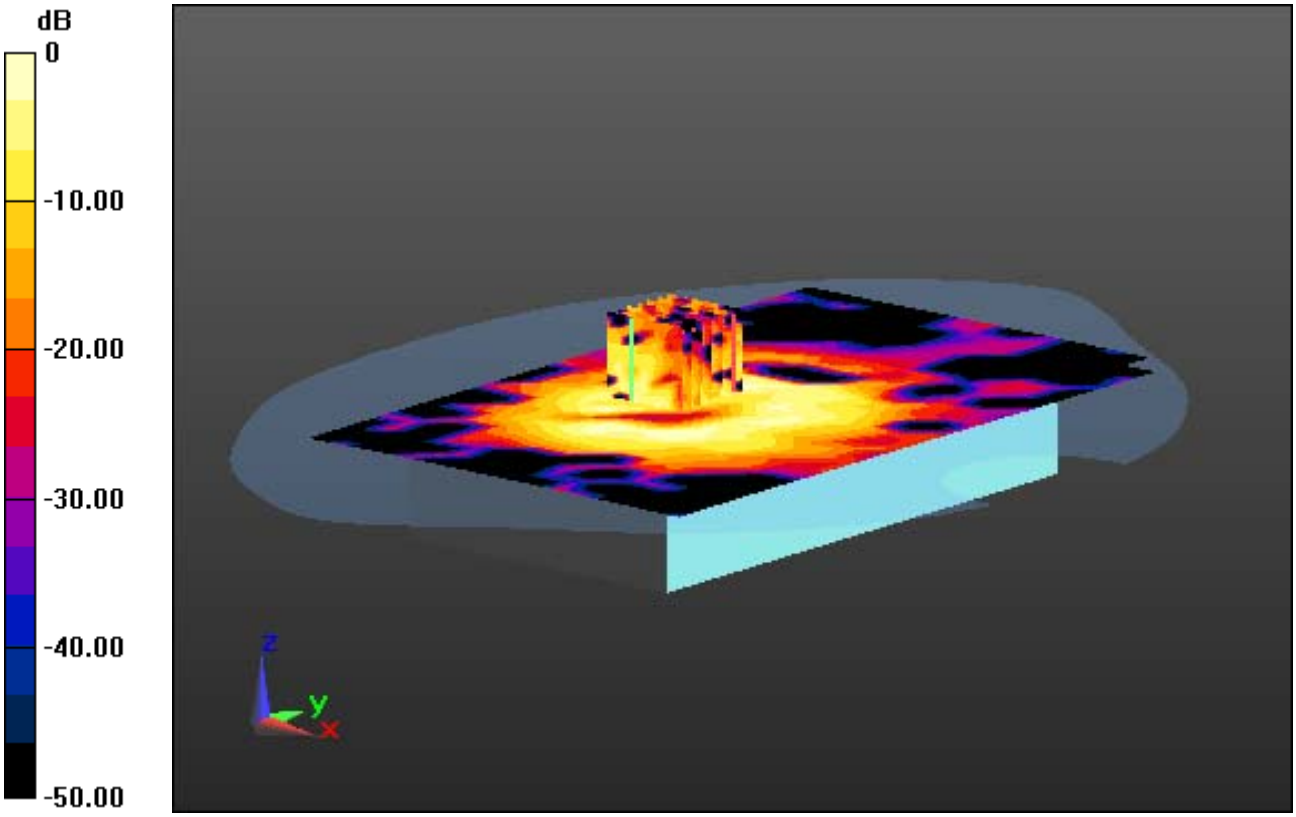

0 dB = 1.30 W/kg

DT&C Co., Ltd.

DUT: PM80; Type: PDA

Communication System: W-LAN 5G (0); Frequency: 5260 MHz;Duty Cycle: 1:1
Medium parameters used: f = 5260 MHz; σ = 5.368 S/m; ε_r = 49.036; ρ = 1000 kg/m^3
Phantom section: Flat Section

DASY5 Configuration:
Probe: EX3DV4 - SN3930; ConvF(4.46, 4.46, 4.46); Calibrated: 7/28/2016; Electronics: DAE4 Sn1392
Phantom: SAM with CRP_2016_07_22_middle; Type: QD000P40CD; Serial: TP:1786
Measurement SW: DASY52, Version 52.8 (8); SEMCAD X Version 14.6.10 (7331)

Test Date: 2017-04-14; Ambient Temp; 21.0; Tissue Temp: 22.2

Touch from Body, Rear, WLAN (5.3G 802.11a) Ch. 52, Ant Internal

With Enlarge Plot image

Area Scan (13x21x1): Measurement grid: dx=10mm, dy=10mm
Zoom Scan (7x7x12)/Cube 0: Measurement grid: dx=4mm, dy=4mm, dz=2mm
Power Drift = -0.01 dB
Peak SAR (extrapolated) = 1.51 W/kg
SAR(1 g) = 0.455 W/kg; SAR(10 g) = 0.209 W/kg

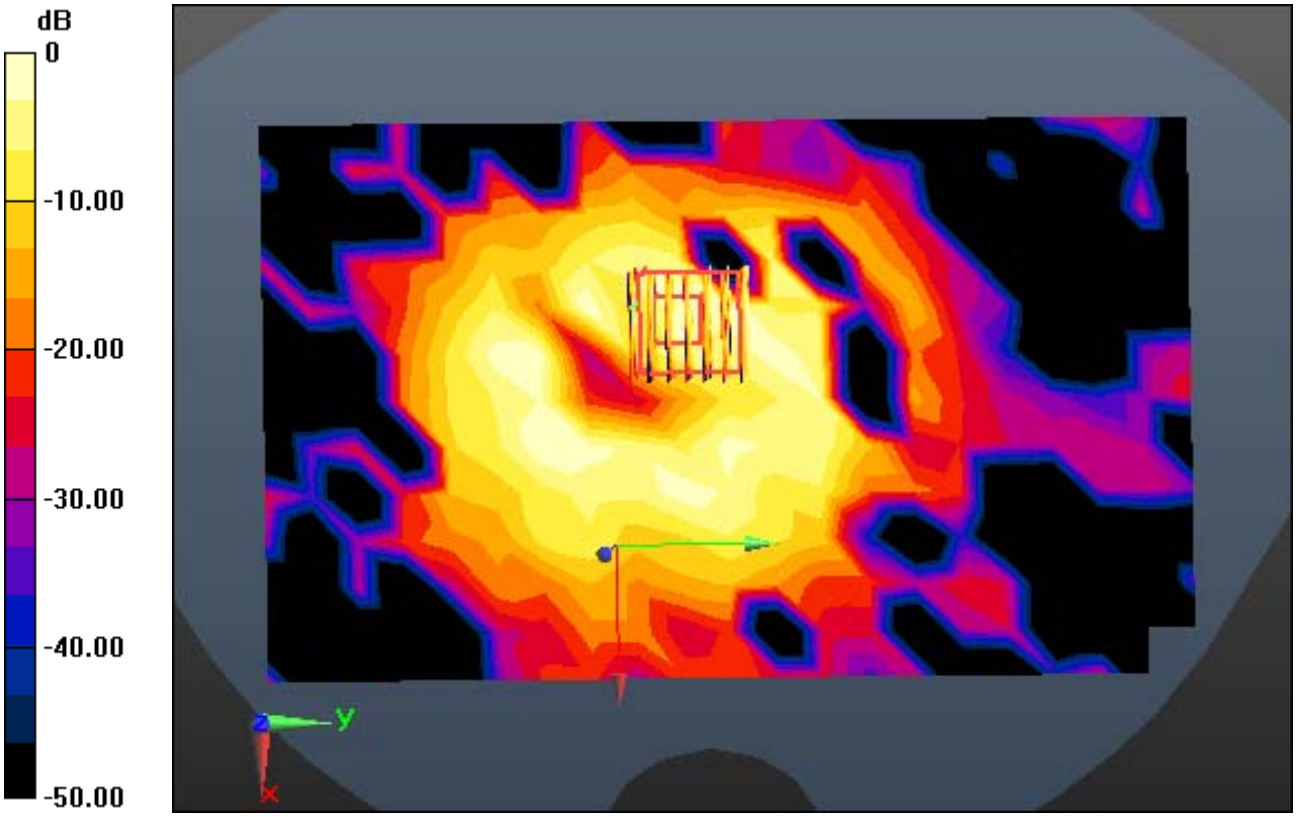

0 dB = 1.30 W/kg

DT&C Co., Ltd.

DUT: PM80; Type: PDA

Communication System: W-LAN 5G (0); Frequency: 5260 MHz;Duty Cycle: 1:1
Medium parameters used: f = 5260 MHz; σ = 5.368 S/m; ε_r = 49.036; ρ = 1000 kg/m^3
Phantom section: Flat Section

DASY5 Configuration:
Probe: EX3DV4 - SN3930; ConvF(4.46, 4.46, 4.46); Calibrated: 7/28/2016; Electronics: DAE4 Sn1392
Phantom: SAM with CRP_2016_07_22_middle; Type: QD000P40CD; Serial: TP:1786
Measurement SW: DASY52, Version 52.8 (8); SEMCAD X Version 14.6.10 (7331)

Test Date: 2017-04-14; Ambient Temp; 21.0; Tissue Temp: 22.2

Touch from Body, Rear, WLAN (5.3G 802.11a) Ch. 52, Ant Internal

Area Scan (13x21x1): Measurement grid: dx=10mm, dy=10mm
Zoom Scan (7x7x12)/Cube 0: Measurement grid: dx=4mm, dy=4mm, dz=2mm
Power Drift = -0.01 dB
Peak SAR (extrapolated) = 1.51 W/kg
SAR(1 g) = 0.455 W/kg; SAR(10 g) = 0.209 W/kg

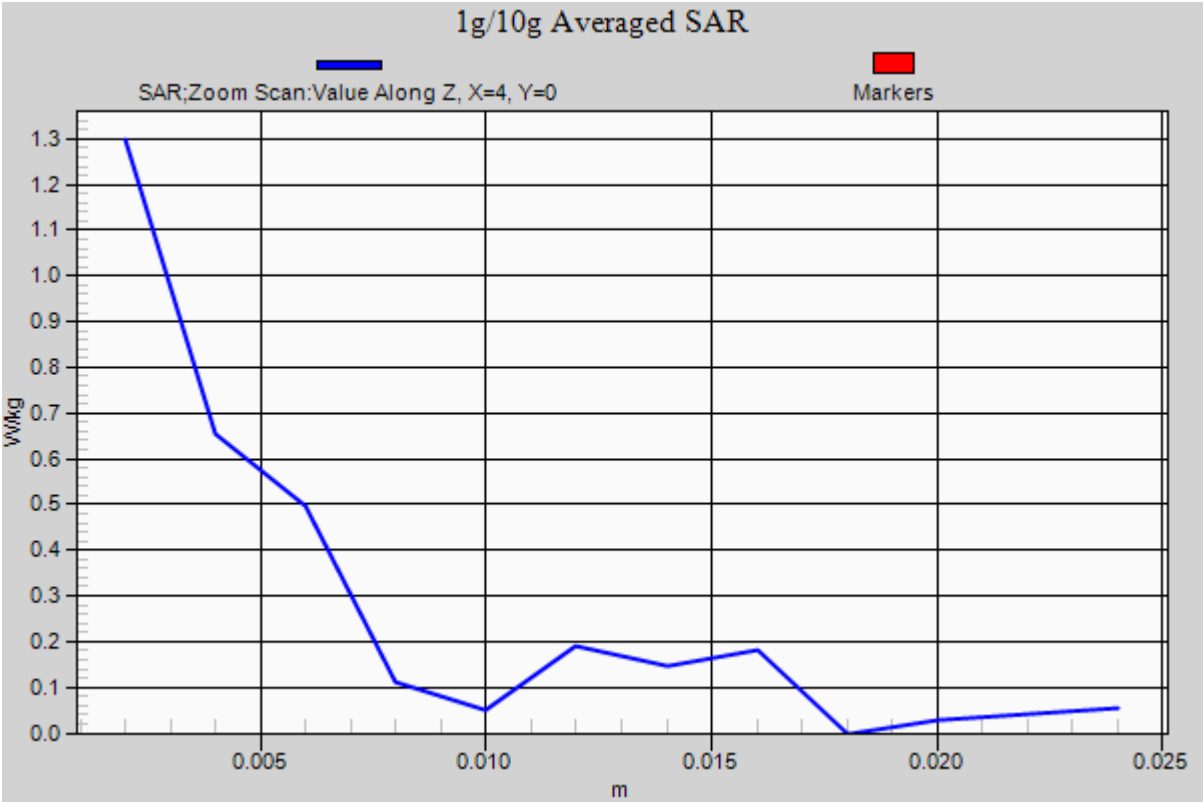

DT&C Co., Ltd.

DUT: PM80; Type: PDA

Communication System: W-LAN 5G (0); Frequency: 5700 MHz;Duty Cycle: 1:1
Medium parameters used: f = 5700 MHz; σ = 6.047 S/m; ε_r = 49.709; ρ = 1000 kg/m^3
Phantom section: Flat Section

DASY5 Configuration:
Probe: EX3DV4 - SN3930; ConvF(4.02, 4.02, 4.02); Calibrated: 7/28/2016; Electronics: DAE4 Sn1392
Phantom: SAM with CRP_2016_07_22_middle; Type: QD000P40CD; Serial: TP:1786
Measurement SW: DASY52, Version 52.8 (8); SEMCAD X Version 14.6.10 (7331)

Test Date: 2017-04-17; Ambient Temp; 21.0; Tissue Temp: 21.9

Touch from Body, Rear, WLAN (5.6G 802.11a) Ch. 140, Ant Internal

Area Scan (13x21x1): Measurement grid: dx=10mm, dy=10mm
Zoom Scan (7x7x12)/Cube 0: Measurement grid: dx=4mm, dy=4mm, dz=2mm
Power Drift = 0.00 dB
Peak SAR (extrapolated) = 2.75 W/kg
SAR(1 g) = 0.129 W/kg; SAR(10 g) = 0.027 W/kg

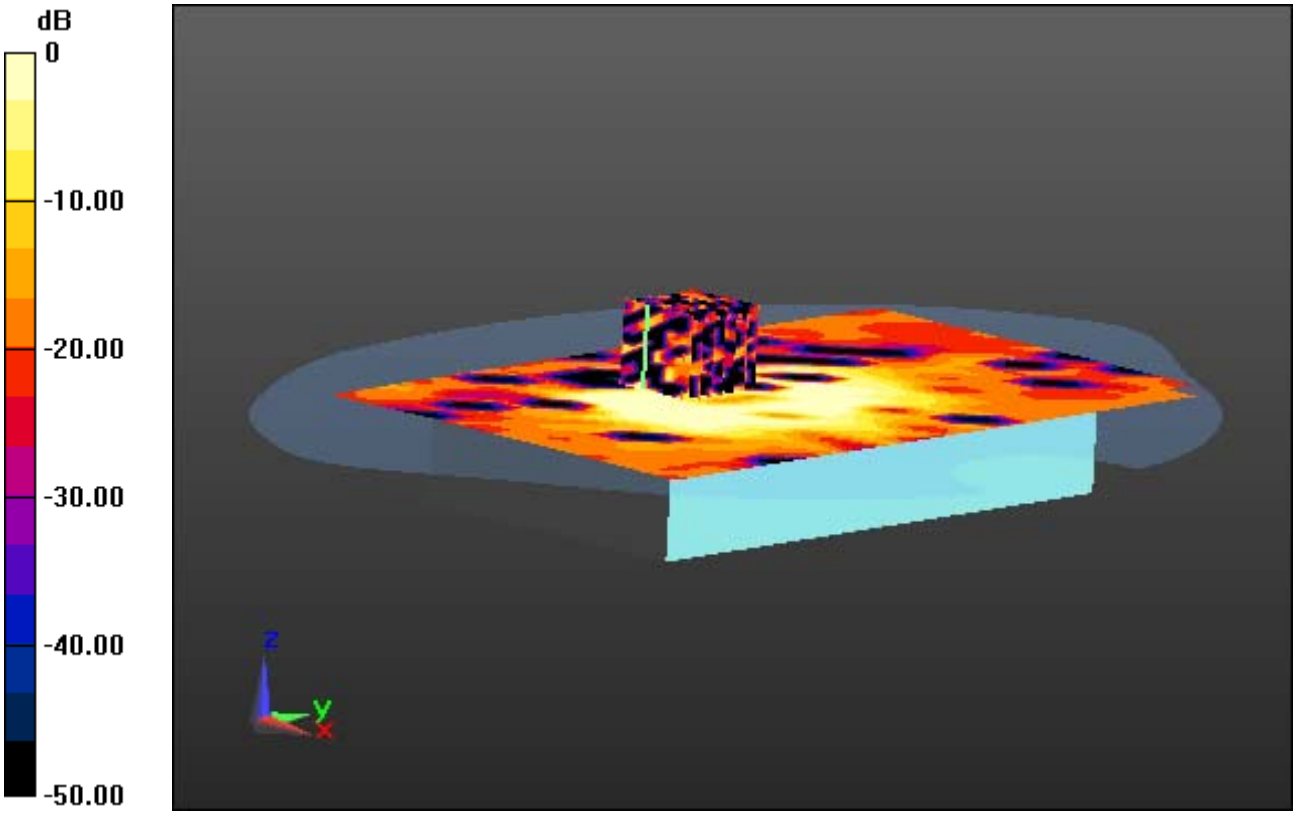

0 dB = 0.369 W/kg

DT&C Co., Ltd.

DUT: PM80; Type: PDA

Communication System: W-LAN 5G (0); Frequency: 5700 MHz;Duty Cycle: 1:1
Medium parameters used: f = 5700 MHz; σ = 6.047 S/m; ε_r = 49.709; ρ = 1000 kg/m^3
Phantom section: Flat Section

DASY5 Configuration:
Probe: EX3DV4 - SN3930; ConvF(4.02, 4.02, 4.02); Calibrated: 7/28/2016; Electronics: DAE4 Sn1392
Phantom: SAM with CRP_2016_07_22_middle; Type: QD000P40CD; Serial: TP:1786
Measurement SW: DASY52, Version 52.8 (8); SEMCAD X Version 14.6.10 (7331)

Test Date: 2017-04-17; Ambient Temp; 21.0; Tissue Temp: 21.9

Touch from Body, Rear, WLAN (5.6G 802.11a) Ch. 140, Ant Internal

With Enlarge Plot image

Area Scan (13x21x1): Measurement grid: dx=10mm, dy=10mm
Zoom Scan (7x7x12)/Cube 0: Measurement grid: dx=4mm, dy=4mm, dz=2mm
Power Drift = 0.00 dB
Peak SAR (extrapolated) = 2.75 W/kg
SAR(1 g) = 0.129 W/kg; SAR(10 g) = 0.027 W/kg

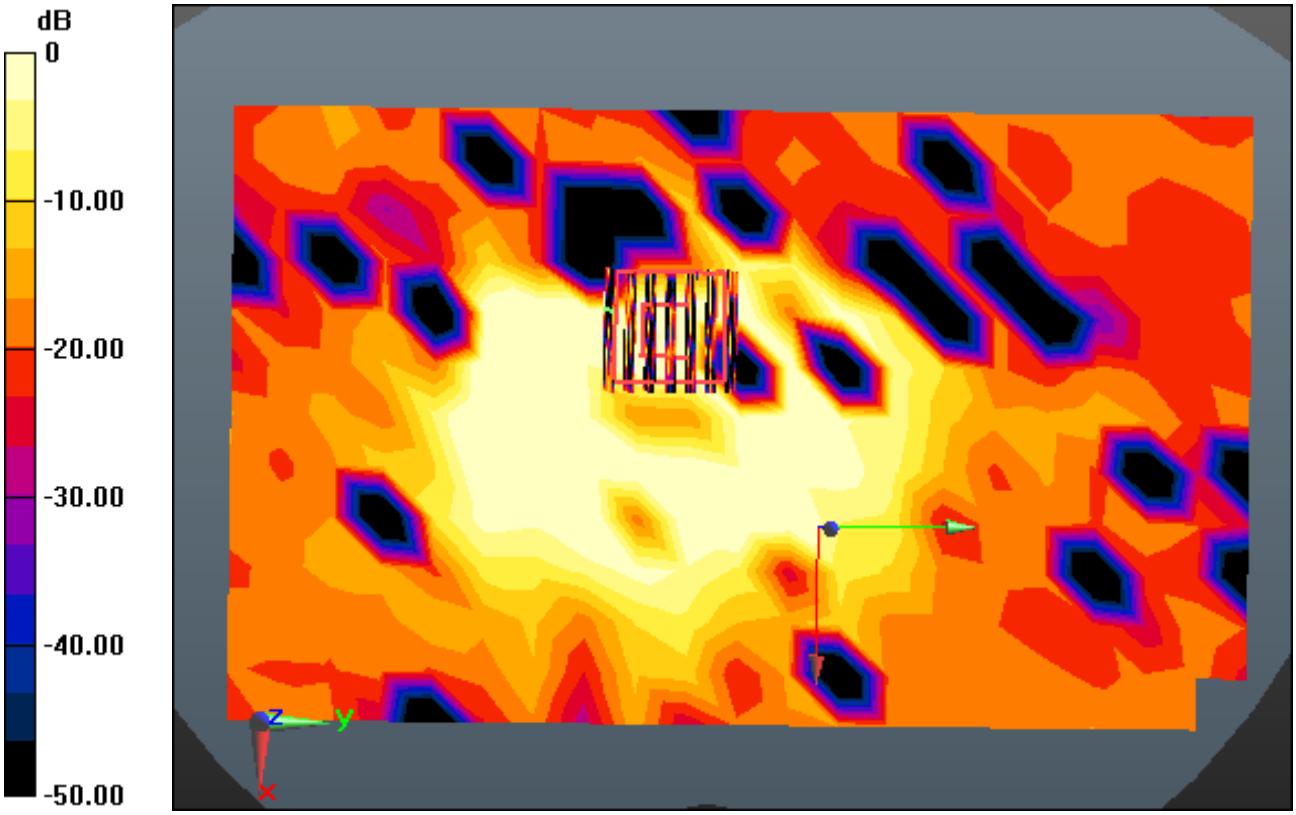

0 dB = 0.369 W/kg

DT&C Co., Ltd.

DUT: PM80; Type: PDA

Communication System: W-LAN 5G (0); Frequency: 5700 MHz;Duty Cycle: 1:1
Medium parameters used: f = 5700 MHz; σ = 6.047 S/m; ε_r = 49.709; ρ = 1000 kg/m^3
Phantom section: Flat Section

DASY5 Configuration:
Probe: EX3DV4 - SN3930; ConvF(4.02, 4.02, 4.02); Calibrated: 7/28/2016; Electronics: DAE4 Sn1392
Phantom: SAM with CRP_2016_07_22_middle; Type: QD000P40CD; Serial: TP:1786
Measurement SW: DASY52, Version 52.8 (8); SEMCAD X Version 14.6.10 (7331)

Test Date: 2017-04-17; Ambient Temp; 21.0; Tissue Temp: 21.9

Touch from Body, Rear, WLAN (5.6G 802.11a) Ch. 140, Ant Internal

Area Scan (13x21x1): Measurement grid: dx=10mm, dy=10mm
Zoom Scan (7x7x12)/Cube 0: Measurement grid: dx=4mm, dy=4mm, dz=2mm
Power Drift = 0.00 dB
Peak SAR (extrapolated) = 2.75 W/kg
SAR(1 g) = 0.129 W/kg; SAR(10 g) = 0.027 W/kg

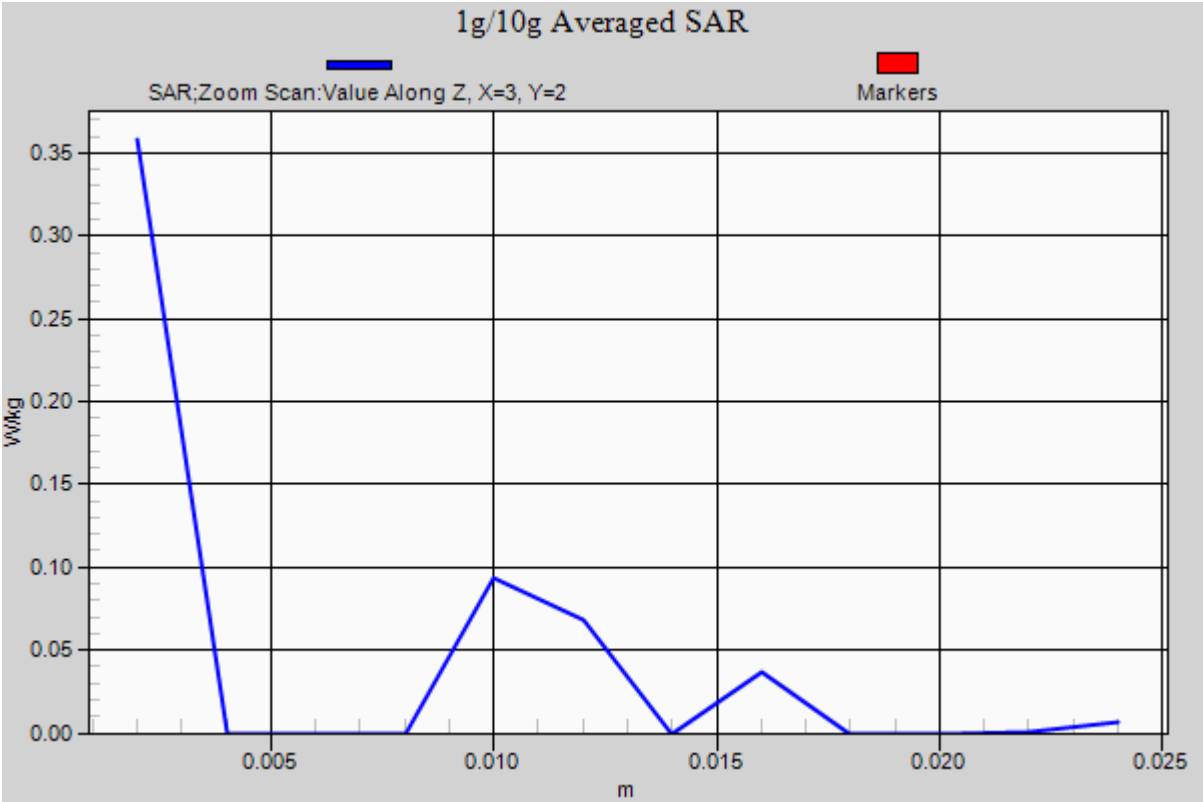

DT&C Co., Ltd.

DUT: PM80; Type: PDA

Communication System: W-LAN 5G (0); Frequency: 5825 MHz;Duty Cycle: 1:1
Medium parameters used: f = 5825 MHz; σ = 6.271 S/m; ε_r = 50.015; ρ = 1000 kg/m^3
Phantom section: Flat Section

DASY5 Configuration:
Probe: EX3DV4 - SN3930; ConvF(4.11, 4.11, 4.11); Calibrated: 7/28/2016; Electronics: DAE4 Sn1392
Phantom: SAM with CRP_2016_07_22_middle; Type: QD000P40CD; Serial: TP:1786
Measurement SW: DASY52, Version 52.8 (8); SEMCAD X Version 14.6.10 (7331)

Test Date: 2017-04-18; Ambient Temp; 20.9; Tissue Temp: 21.5

Touch from Body, Rear, WLAN (5.8G 802.11a) Ch. 165, Ant Internal

Area Scan (13x21x1): Measurement grid: dx=10mm, dy=10mm
Zoom Scan (7x7x12)/Cube 0: Measurement grid: dx=4mm, dy=4mm, dz=2mm
Power Drift = 0.00 dB
Peak SAR (extrapolated) = 1.28 W/kg
SAR(1 g) = 0.076 W/kg; SAR(10 g) = 0.029 W/kg

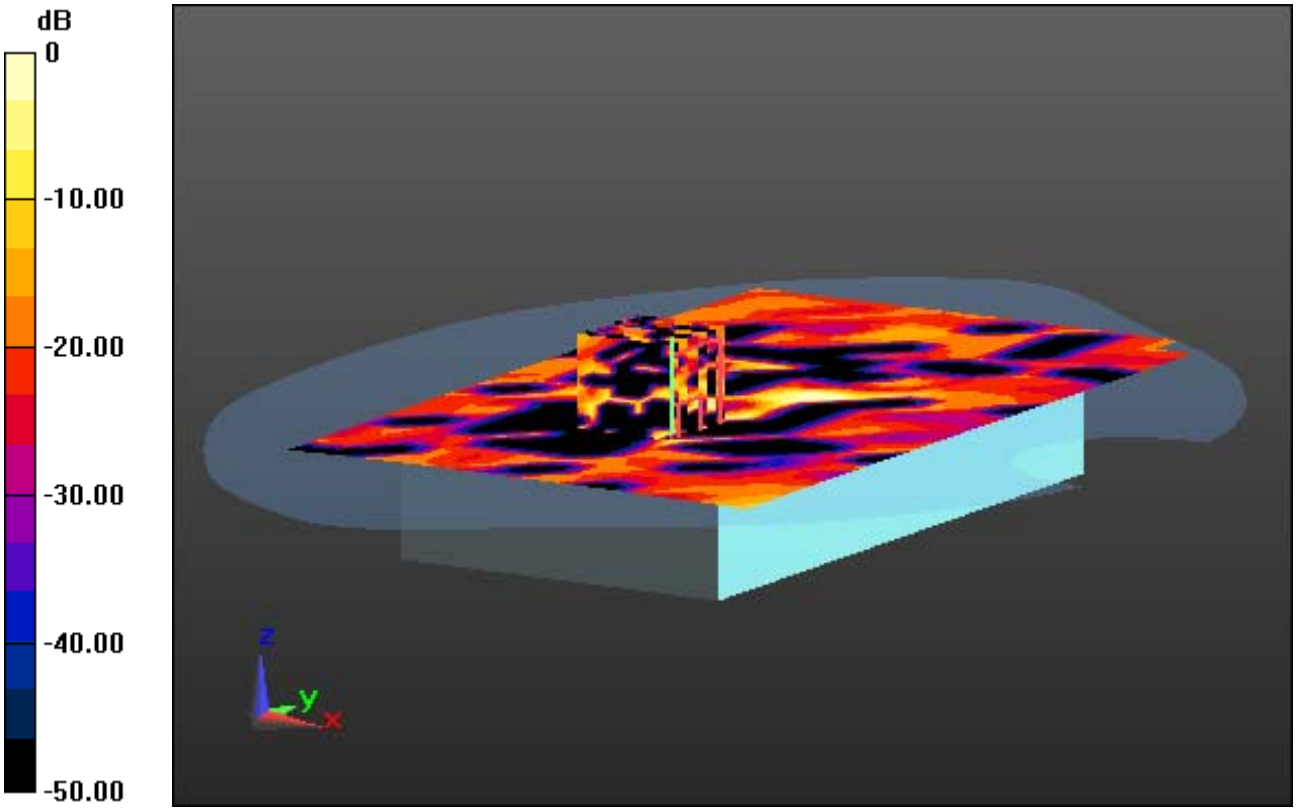

0 dB = 0.377 W/kg

DT&C Co., Ltd.

DUT: PM80; Type: PDA

Communication System: W-LAN 5G (0); Frequency: 5825 MHz;Duty Cycle: 1:1
Medium parameters used: f = 5825 MHz; σ = 6.271 S/m; ε_r = 50.015; ρ = 1000 kg/m^3
Phantom section: Flat Section

DASY5 Configuration:
Probe: EX3DV4 - SN3930; ConvF(4.11, 4.11, 4.11); Calibrated: 7/28/2016; Electronics: DAE4 Sn1392
Phantom: SAM with CRP_2016_07_22_middle; Type: QD000P40CD; Serial: TP:1786
Measurement SW: DASY52, Version 52.8 (8); SEMCAD X Version 14.6.10 (7331)

Test Date: 2017-04-18; Ambient Temp; 20.9; Tissue Temp: 21.5

Touch from Body, Rear, WLAN (5.8G 802.11a) Ch. 165, Ant Internal

With Enlarge Plot image

Area Scan (13x21x1): Measurement grid: dx=10mm, dy=10mm
Zoom Scan (7x7x12)/Cube 0: Measurement grid: dx=4mm, dy=4mm, dz=2mm
Power Drift = 0.00 dB
Peak SAR (extrapolated) = 1.28 W/kg
SAR(1 g) = 0.076 W/kg; SAR(10 g) = 0.029 W/kg

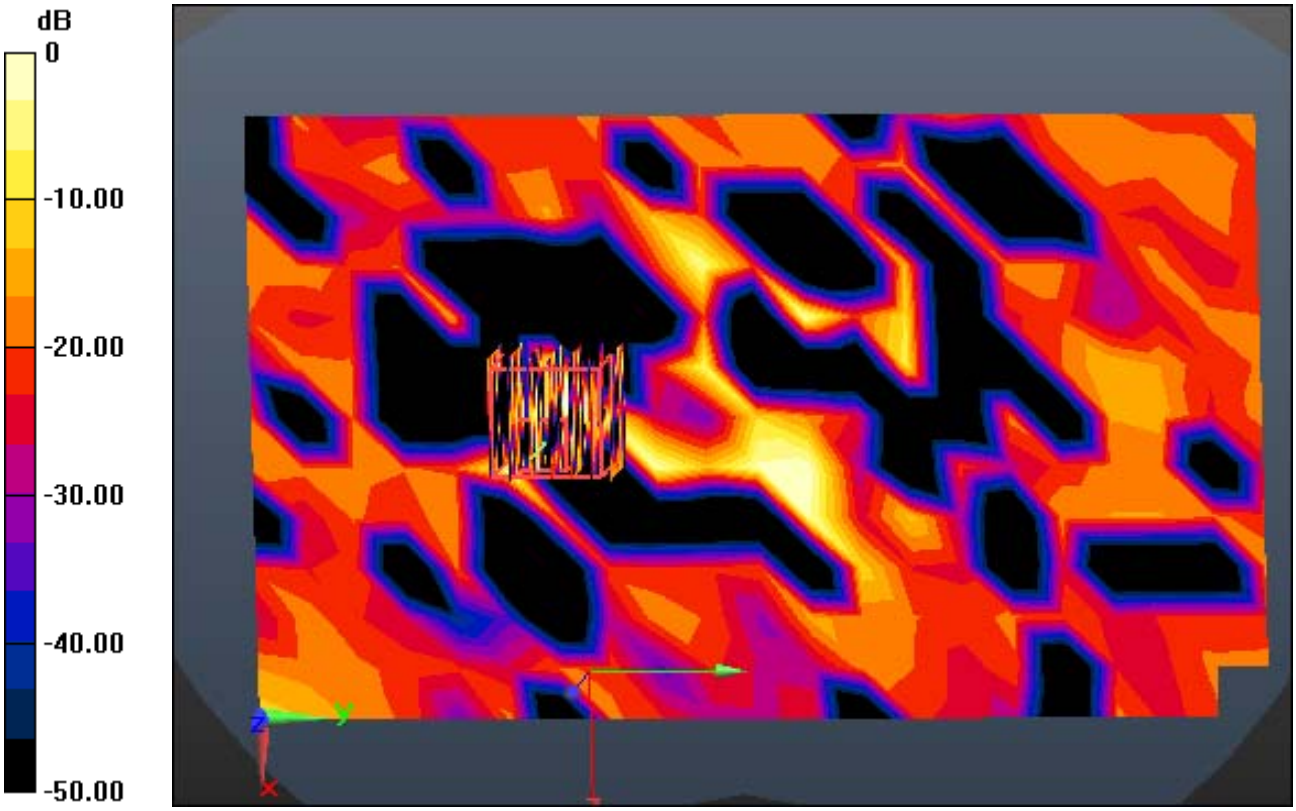

0 dB = 0.377 W/kg

DT&C Co., Ltd.

DUT: PM80; Type: PDA

Communication System: W-LAN 5G (0); Frequency: 5825 MHz;Duty Cycle: 1:1
Medium parameters used: f = 5825 MHz; σ = 6.271 S/m; ε_r = 50.015; ρ = 1000 kg/m^3
Phantom section: Flat Section

DASY5 Configuration:
Probe: EX3DV4 - SN3930; ConvF(4.11, 4.11, 4.11); Calibrated: 7/28/2016; Electronics: DAE4 Sn1392
Phantom: SAM with CRP_2016_07_22_middle; Type: QD000P40CD; Serial: TP:1786
Measurement SW: DASY52, Version 52.8 (8); SEMCAD X Version 14.6.10 (7331)

Test Date: 2017-04-18; Ambient Temp; 20.9; Tissue Temp: 21.5

Touch from Body, Rear, WLAN (5.8G 802.11a) Ch. 165, Ant Internal
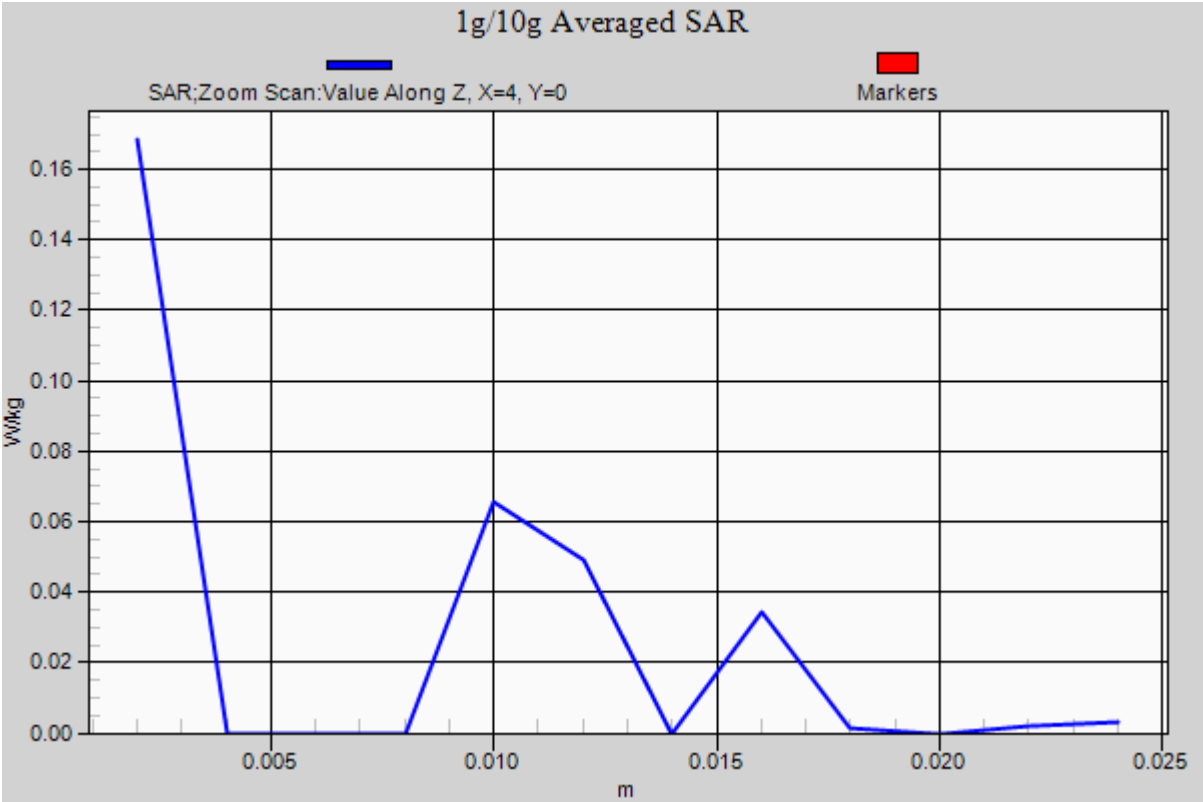
Area Scan (13x21x1): Measurement grid: dx=10mm, dy=10mm
Zoom Scan (7x7x12)/Cube 0: Measurement grid: dx=4mm, dy=4mm, dz=2mm
Power Drift = 0.00 dB
Peak SAR (extrapolated) = 1.28 W/kg
SAR(1 g) = 0.076 W/kg; SAR(10 g) = 0.029 W/kg