DT&C Co., Ltd.

DUT: PM90G1; Type: PDA

Communication System: UID 0, GSM 850_2 Tx (0); Frequency: 836.6 MHz; Duty Cycle: 1:4.15
Medium parameters used: f = 836.6 MHz; σ = 0.918 S/m; ε_r = 42.802; ρ = 1000 kg/m^3
Phantom section: Flat Section

DASY5 Configuration:
Probe: EX3DV4 - SN3866; ConvF(9.39, 9.39, 9.39); Calibrated: 5/28/2019; Electronics: DAE4 Sn1394
Sensor-Surface: 2mm (Mechanical Surface Detection)
Phantom: SAM-twin middle_2013_09_24; Type: QD000P40CD; Serial: 1782
Measurement SW: DASY52, Version 52.8 (8); SEMCAD X Version 14.6.10 (7331)

Test Date: 2019-09-02; Ambient Temp: 21.3; Tissue Temp: 21.0

1.5 cm space from Body, Rear, GSM850 GPRS 2Tx Ch. 190, Ant Internal

Area Scan (9x14x1): Measurement grid: dx=15mm, dy=15mm
Zoom Scan (5x5x7)/Cube 0: Measurement grid: dx=8mm, dy=8mm, dz=5mm
Power Drift = -0.14 dB
Peak SAR (extrapolated) = 0.347 W/kg
SAR(1 g) = 0.275 W/kg; SAR(10 g) = 0.208 W/kg

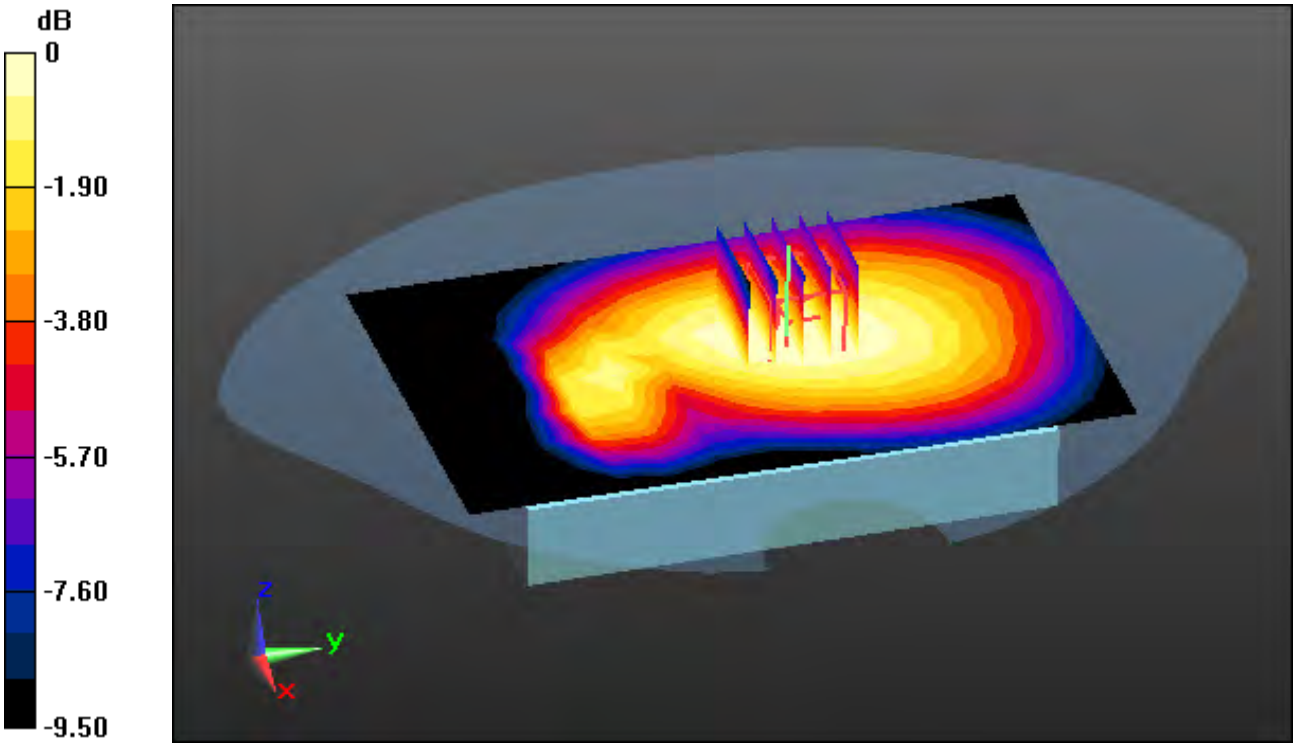

0 dB = 0.315 W/kg

DT&C Co., Ltd.

DUT: PM90G1; Type: PDA

Communication System: UID 0, PCS 1900 2 Tx (0); Frequency: 1880 MHz;Duty Cycle: 1:4.15
Medium parameters used: f = 1880 MHz; σ = 1.396 S/m; ε_r = 39.352; ρ = 1000 kg/m^3
Phantom section: Flat Section

DASY5 Configuration:
Probe: EX3DV4 - SN7337; ConvF(8.49, 8.49, 8.49) @ 1880 MHz; Calibrated: 2018-11-22;
Electronics: DAE4 Sn1394
Sensor-Surface: 2mm (Mechanical Surface Detection)
Phantom: SAM_Right_20170922; Type: QD000P40CD; Serial: 1895
Measurement SW: DASY52, Version 52.10 (2); SEMCAD X Version 14.6.12 (7450)

Test Date: 2019-10-01; Ambient Temp: 21.3; Tissue Temp: 21.2

1.5 cm space from Body, Rear, PCS1900 GPRS 2 Tx Ch. 661, Ant. Internal

Area Scan (9x14x1): Measurement grid: dx=15mm, dy=15mm
Zoom Scan (5x5x7)/Cube 0: Measurement grid: dx=8mm, dy=8mm, dz=5mm
Power Drift = -0.01 dB
Peak SAR (extrapolated) = 0.543 W/kg
SAR(1 g) = 0.261 W/kg; SAR(10 g) = 0.149 W/kg

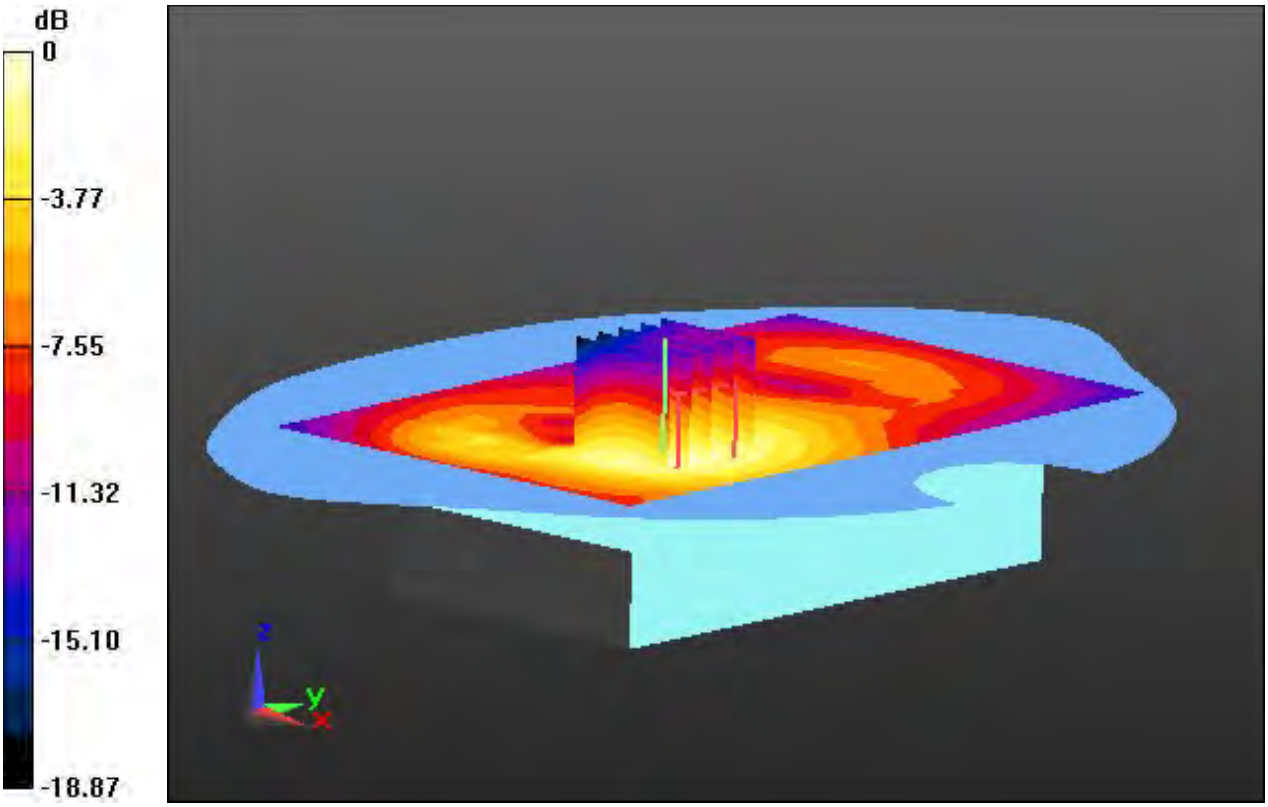

0 dB = 0.289 W/kg

DT&C Co., Ltd.

DUT: PM90G1; Type: PDA

Communication System: UID 0, WCDMA 850 (0); Frequency: 836.6 MHz; Duty Cycle: 1:1
Medium parameters used: f = 836.6 MHz; σ = 0.894 S/m; ε_r = 41.508; ρ = 1000 kg/m^3
Phantom section: Flat Section

DASY5 Configuration:
Probe: EX3DV4 - SN3866; ConvF(9.39, 9.39, 9.39); Calibrated: 5/28/2019; Electronics: DAE4 Sn1394
Sensor-Surface: 2mm (Mechanical Surface Detection)
Phantom: SAM-twin middle_2013_09_24; Type: QD000P40CD; Serial: 1782
Measurement SW: DASY52, Version 52.8 (8); SEMCAD X Version 14.6.10 (7331)

Test Date: 2019-09-03; Ambient Temp: 21.1; Tissue Temp: 21.3

1.5 cm space from Body, Rear, WCDMA Band 5 Ch. 4183, Ant Internal

Area Scan (9x14x1): Measurement grid: dx=15mm, dy=15mm
Zoom Scan (5x5x7)/Cube 0: Measurement grid: dx=8mm, dy=8mm, dz=5mm
Power Drift = 0.04 dB
Peak SAR (extrapolated) = 0.356 W/kg
SAR(1 g) = 0.285 W/kg; SAR(10 g) = 0.217 W/kg

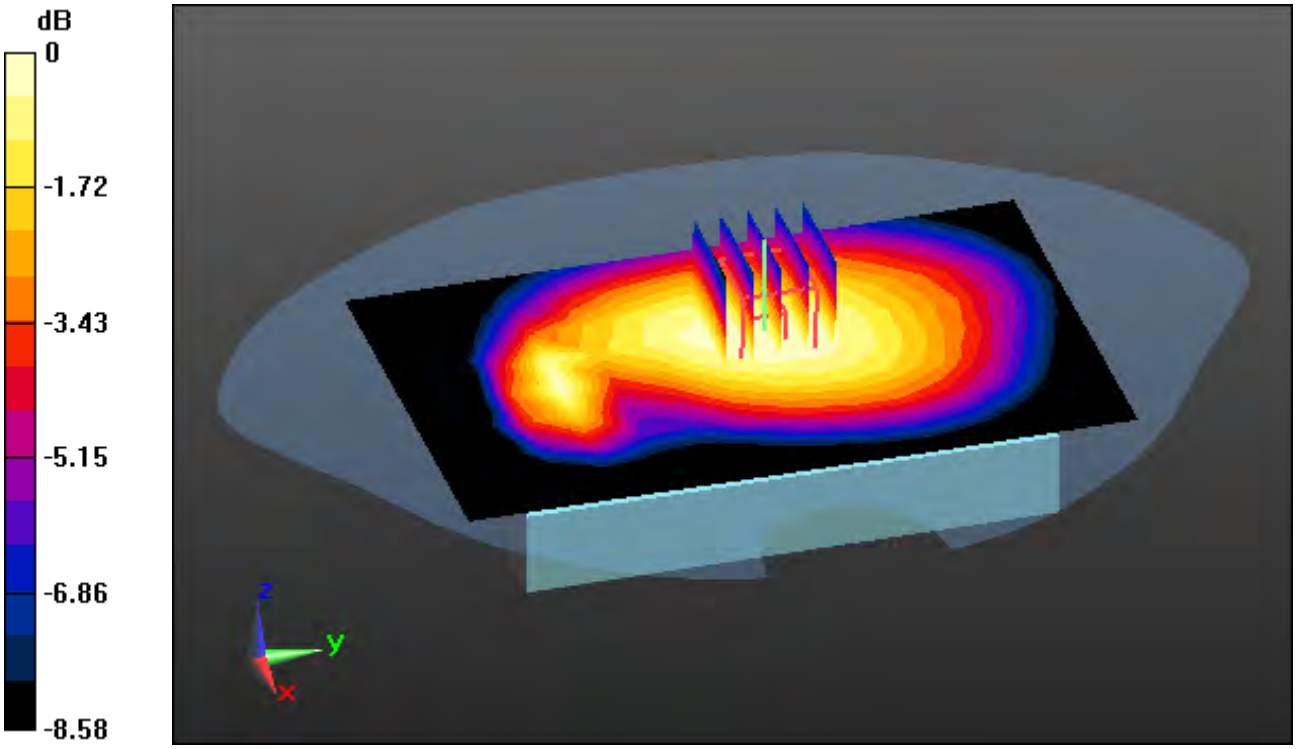

0 dB = 0.326 W/kg

DT&C Co., Ltd.

DUT: PM90G1; Type: PDA

Communication System: UID 0, WCDMA (0); Frequency: 1732.4 MHz;Duty Cycle: 1:1
Medium parameters used: f = 1732.4 MHz; σ = 1.352 S/m; ε_r = 39.912; ρ = 1000 kg/m^3
Phantom section: Flat Section

DASY5 Configuration:
Probe: EX3DV4 - SN7337; ConvF(8.96, 8.96, 8.96) @ 1732.4 MHz; Calibrated: 2018-11-22;
Electronics: DAE4 Sn1394
Sensor-Surface: 2mm (Mechanical Surface Detection)
Phantom: SAM_Right_20170922; Type: QD000P40CD; Serial: 1895
Measurement SW: DASY52, Version 52.10 (2); SEMCAD X Version 14.6.12 (7450)

Test Date: 2019-10-02; Ambient Temp: 21.7; Tissue Temp: 21.5

1.5 cm space from Body, Rear, WCDMA Band 4 Ch. 1412, Ant. Internal

Area Scan (9x14x1): Measurement grid: dx=15mm, dy=15mm
Zoom Scan (5x5x7)/Cube 0: Measurement grid: dx=8mm, dy=8mm, dz=5mm
Power Drift = -0.00 dB
Peak SAR (extrapolated) = 0.756 W/kg
SAR(1 g) = 0.487 W/kg; SAR(10 g) = 0.299 W/kg

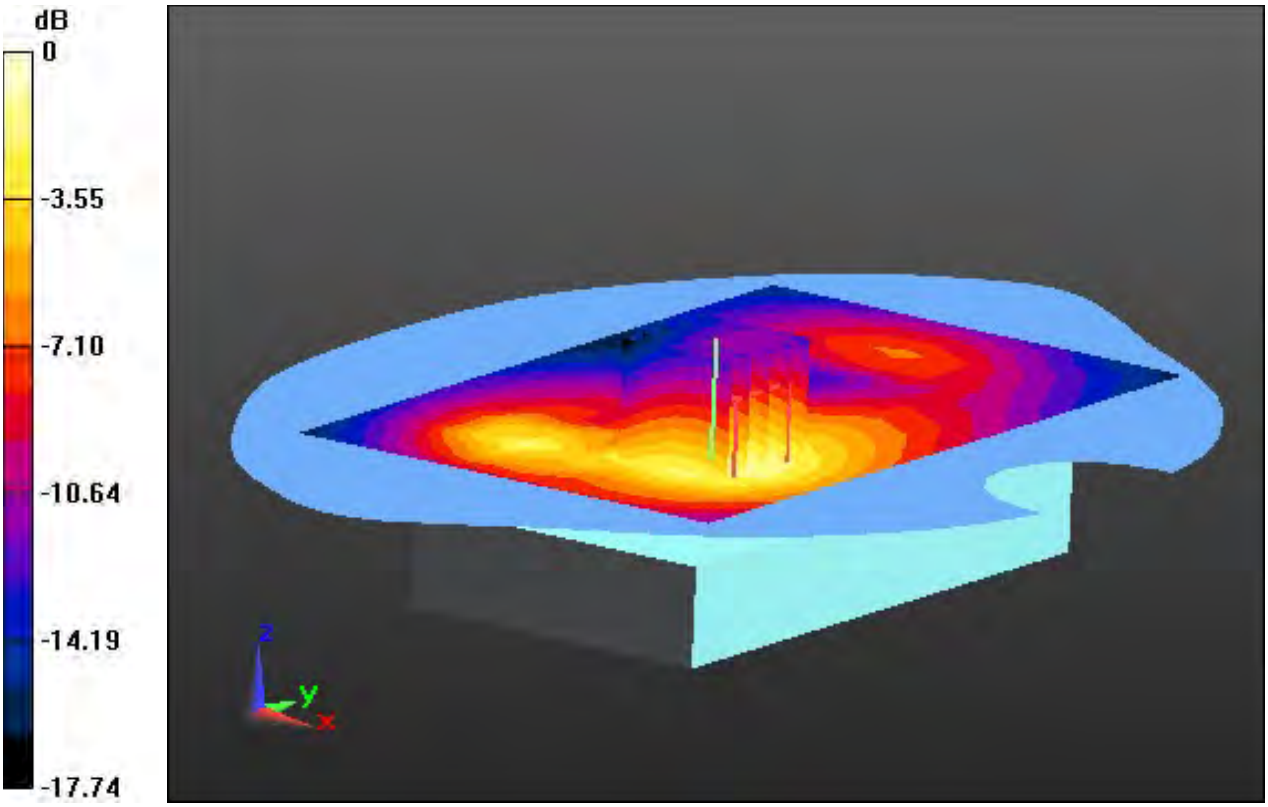

0 dB = 0.631 W/kg

DT&C Co., Ltd.

DUT: PM90G1; Type: PDA

Communication System: UID 0, WCDMA (0); Frequency: 1880 MHz;Duty Cycle: 1:1
Medium parameters used: f = 1880 MHz; σ = 1.396 S/m; ε_r = 39.352; ρ = 1000 kg/m^3
Phantom section: Flat Section

DASY5 Configuration:
Probe: EX3DV4 - SN7337; ConvF(8.49, 8.49, 8.49) @ 1880 MHz; Calibrated: 2018-11-22;
Electronics: DAE4 Sn1394
Sensor-Surface: 2mm (Mechanical Surface Detection)
Phantom: SAM_Right_20170922; Type: QD000P40CD; Serial: 1895
Measurement SW: DASY52, Version 52.10 (2); SEMCAD X Version 14.6.12 (7450)

Test Date: 2019-10-01; Ambient Temp: 21.3; Tissue Temp: 21.2

1.5 cm space from Body, Rear, WCDMA Band 2 Ch. 9400, Ant. Internal

Area Scan (9x14x1): Measurement grid: dx=15mm, dy=15mm
Zoom Scan (5x5x7)/Cube 0: Measurement grid: dx=8mm, dy=8mm, dz=5mm
Power Drift = 0.02 dB
Peak SAR (extrapolated) = 0.889 W/kg
SAR(1 g) = 0.522 W/kg; SAR(10 g) = 0.294 W/kg

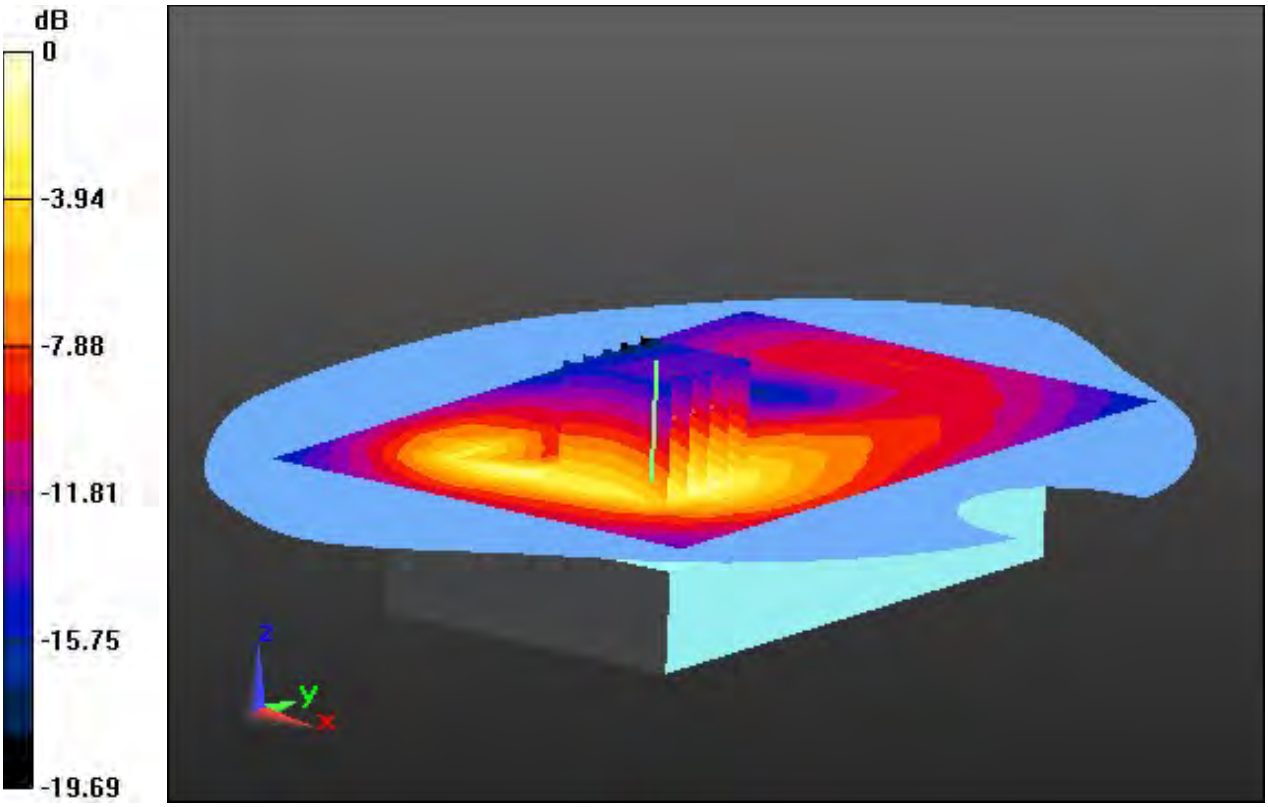

0 dB = 0.713 W/kg

DT&C Co., Ltd.

DUT: PM90G1; Type: PDA

Communication System: UID 0, LTE Band 12 (FCC) (0); Frequency: 707.5 MHz;Duty Cycle: 1:1
Medium parameters used: f = 707.5 MHz; σ = 0.892 S/m; ε_r = 41.371; ρ = 1000 kg/m^3
Phantom section: Flat Section

DASY5 Configuration:
Probe: EX3DV4 - SN3866; ConvF(9.85, 9.85, 9.85); Calibrated: 5/28/2019; Electronics: DAE4 Sn1394
Sensor-Surface: 2mm (Mechanical Surface Detection)
Phantom: SAM-twin middle_2013_09_24; Type: QD000P40CD; Serial: 1782
Measurement SW: DASY52, Version 52.8 (8); SEMCAD X Version 14.6.10 (7331)

Test Date: 2019-09-04; Ambient Temp: 21.2; Tissue Temp: 21.4

1.5 cm space from Body, Rear, LTE Band 12 Ch. 23095, Ant Internal

Mode : BandWidth 10 MHz, QPSK, RB Size: 1

Area Scan (9x14x1): Measurement grid: dx=15mm, dy=15mm
Zoom Scan (5x5x7)/Cube 0: Measurement grid: dx=8mm, dy=8mm, dz=5mm
Power Drift = -0.17 dB
Peak SAR (extrapolated) = 0.298 W/kg
SAR(1 g) = 0.244 W/kg; SAR(10 g) = 0.190 W/kg

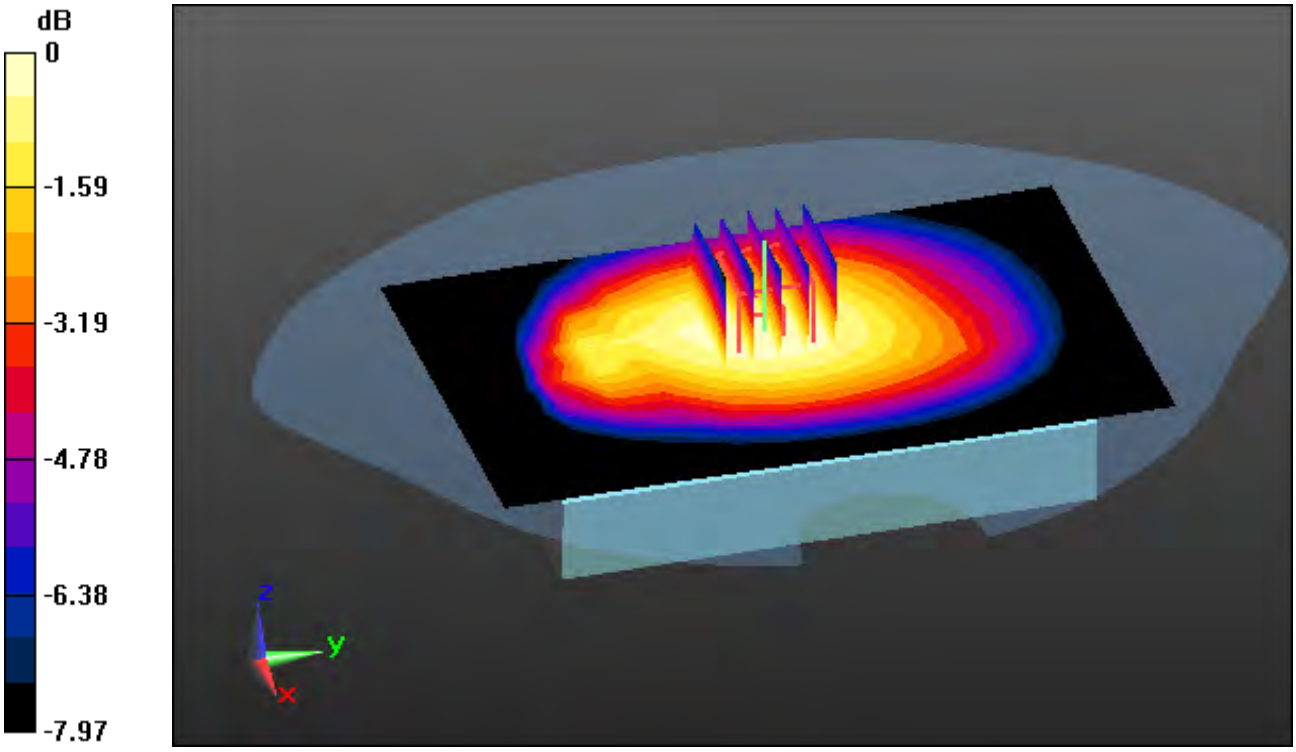

0 dB = 0.276 W/kg

DT&C Co., Ltd.

DUT: PM90G1; Type: PDA

Communication System: UID 0, LTE Band 13 (0); Frequency: 782 MHz;Duty Cycle: 1:1
Medium parameters used: f = 782 MHz; σ = 0.942 S/m; ε_r = 41.213; ρ = 1000 kg/m^3
Phantom section: Flat Section

DASY5 Configuration:
Probe: EX3DV4 - SN3866; ConvF(9.85, 9.85, 9.85); Calibrated: 5/28/2019; Electronics: DAE4 Sn1394
Sensor-Surface: 2mm (Mechanical Surface Detection)
Phantom: SAM-twin middle_2013_09_24; Type: QD000P40CD; Serial: 1782
Measurement SW: DASY52, Version 52.8 (8); SEMCAD X Version 14.6.10 (7331)

Test Date: 2019-09-06; Ambient Temp: 21.0; Tissue Temp: 20.4

1.5 cm space from Body, Rear, LTE Band 13 Ch. 23230, Ant Internal

Mode : BandWidth 10 MHz, QPSK, RB Size: 1

Area Scan (9x14x1): Measurement grid: dx=15mm, dy=15mm
Zoom Scan (5x5x7)/Cube 0: Measurement grid: dx=8mm, dy=8mm, dz=5mm
Power Drift = -0.12 dB
Peak SAR (extrapolated) = 0.426 W/kg
SAR(1 g) = 0.343 W/kg; SAR(10 g) = 0.265 W/kg

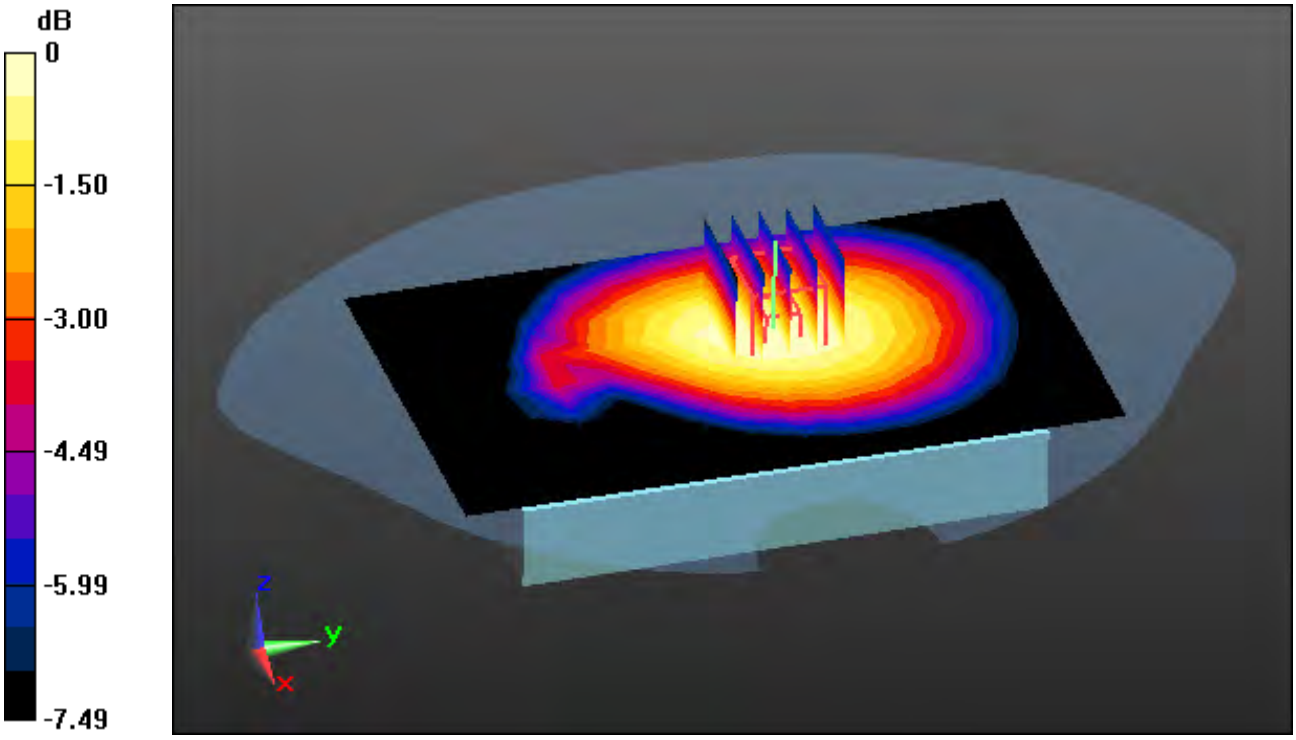

0 dB = 0.392 W/kg

DT&C Co., Ltd.

DUT: PM90G1; Type: PDA

Communication System: UID 0, LTE Band 14 (0); Frequency: 793 MHz;Duty Cycle: 1:1
Medium parameters used: f = 793 MHz; σ = 0.934 S/m; ε_r = 42.118; ρ = 1000 kg/m^3
Phantom section: Flat Section

DASY5 Configuration:
Probe: EX3DV4 - SN3866; ConvF(9.85, 9.85, 9.85); Calibrated: 5/28/2019; Electronics: DAE4 Sn1394
Sensor-Surface: 2mm (Mechanical Surface Detection)
Phantom: SAM-twin middle_2013_09_24; Type: QD000P40CD; Serial: 1782
Measurement SW: DASY52, Version 52.8 (8); SEMCAD X Version 14.6.10 (7331)

Test Date: 2019-09-09; Ambient Temp: 21.3; Tissue Temp: 21.4

1.5 cm space from Body, Rear, LTE Band 14 Ch. 23330, Ant Internal

Mode : BandWidth 10 MHz, QPSK, RB Size: 1

Area Scan (9x14x1): Measurement grid: dx=15mm, dy=15mm
Zoom Scan (5x5x7)/Cube 0: Measurement grid: dx=8mm, dy=8mm, dz=5mm
Power Drift = -0.17 dB
Peak SAR (extrapolated) = 0.400 W/kg
SAR(1 g) = 0.324 W/kg; SAR(10 g) = 0.250 W/kg

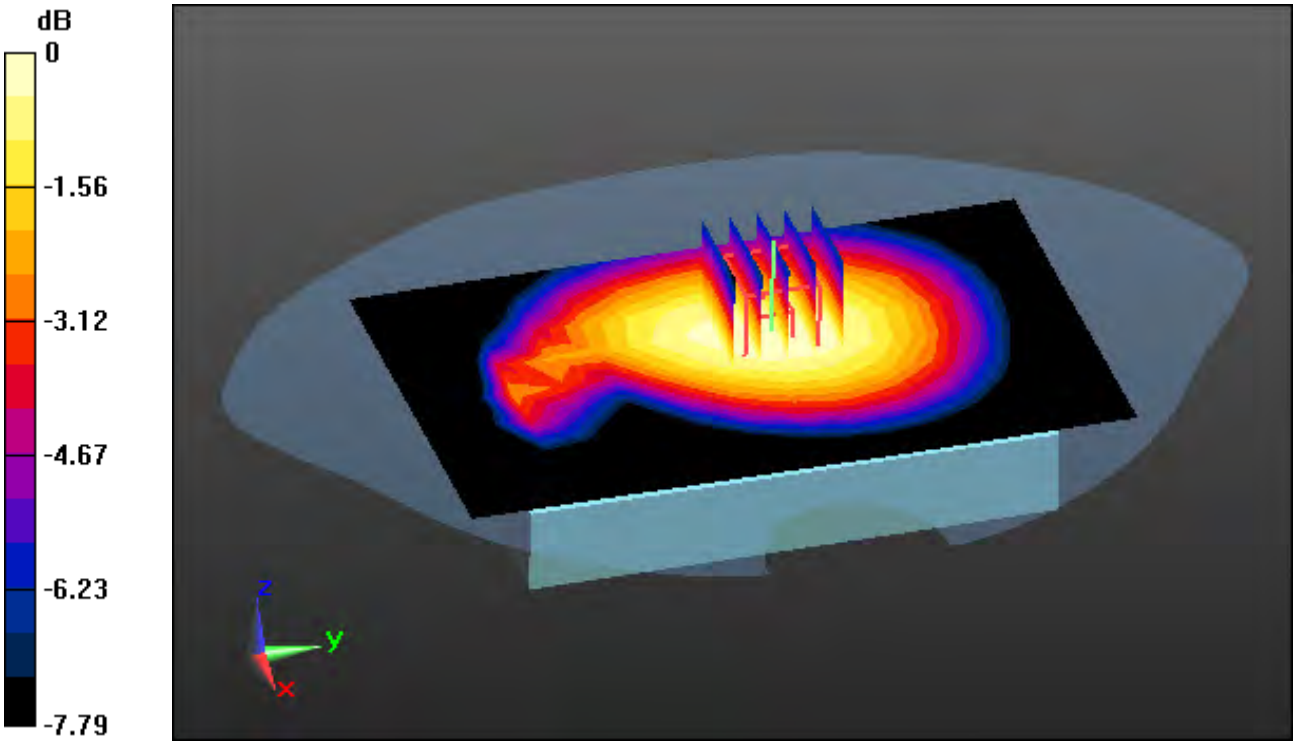

0 dB = 0.368 W/kg

DT&C Co., Ltd.

DUT: PM90G1; Type: PDA

Communication System: UID 0, LTE BAND 26 (0); Frequency: 831.5 MHz;Duty Cycle: 1:1
Medium parameters used: f = 831.5 MHz; σ = 0.876 S/m; ε_r = 40.774; ρ = 1000 kg/m^3
Phantom section: Flat Section

DASY5 Configuration:
Probe: EX3DV4 - SN3866; ConvF(9.39, 9.39, 9.39); Calibrated: 5/28/2019; Electronics: DAE4 Sn1394
Sensor-Surface: 2mm (Mechanical Surface Detection)
Phantom: SAM-twin middle_2013_09_24; Type: QD000P40CD; Serial: 1782
Measurement SW: DASY52, Version 52.8 (8); SEMCAD X Version 14.6.10 (7331)

Test Date: 2019-09-05; Ambient Temp: 21.4; Tissue Temp: 21.3

1.5 cm space from Body, Rear, LTE Band 26 Ch. 26865, Ant Internal

Mode : BandWidth 15 MHz, QPSK, RB Size: 1

Area Scan (9x14x1): Measurement grid: dx=15mm, dy=15mm
Zoom Scan (5x5x7)/Cube 0: Measurement grid: dx=8mm, dy=8mm, dz=5mm
Power Drift = 0.11 dB
Peak SAR (extrapolated) = 0.365 W/kg
SAR(1 g) = 0.290 W/kg; SAR(10 g) = 0.220 W/kg

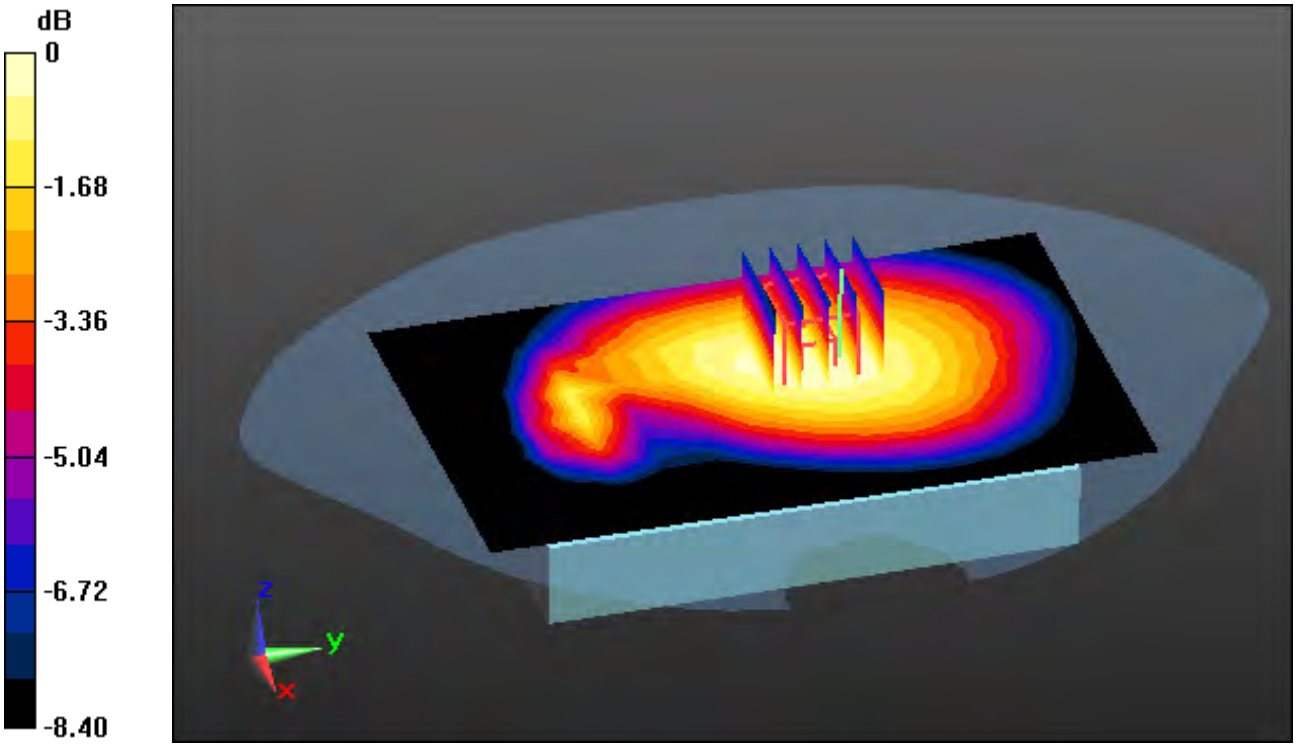

0 dB = 0.332 W/kg

DT&C Co., Ltd.

DUT: PM90G1; Type: PDA

Communication System: UID 0, LTE Band 4 (0); Frequency: 1732.5 MHz;Duty Cycle: 1:1
Medium parameters used: f = 1732.5 MHz; σ = 1.352 S/m; ε_r = 39.912; ρ = 1000 kg/m^3
Phantom section: Flat Section

DASY5 Configuration:
Probe: EX3DV4 - SN7337; ConvF(8.96, 8.96, 8.96) @ 1732.5 MHz; Calibrated: 2018-11-22
Electronics: DAE4 Sn1394
Sensor-Surface: 2mm (Mechanical Surface Detection)
Phantom: SAM_Right_20170922; Type: QD000P40CD; Serial: 1895
Measurement SW: DASY52, Version 52.10 (2); SEMCAD X Version 14.6.12 (7450)

Test Date: 2019-10-02; Ambient Temp: 21.7; Tissue Temp: 21.5

1.5 cm space from Body, Rear, LTE Band 4 Ch. 20175, Ant Internal

Mode : BandWidth 20 MHz, QPSK, RB Size: 1

Area Scan (9x14x1): Measurement grid: dx=15mm, dy=15mm
Zoom Scan (5x5x7)/Cube 0: Measurement grid: dx=8mm, dy=8mm, dz=5mm
Power Drift = 0.01 dB
Peak SAR (extrapolated) = 0.483 W/kg
SAR(1 g) = 0.313 W/kg; SAR(10 g) = 0.195 W/kg

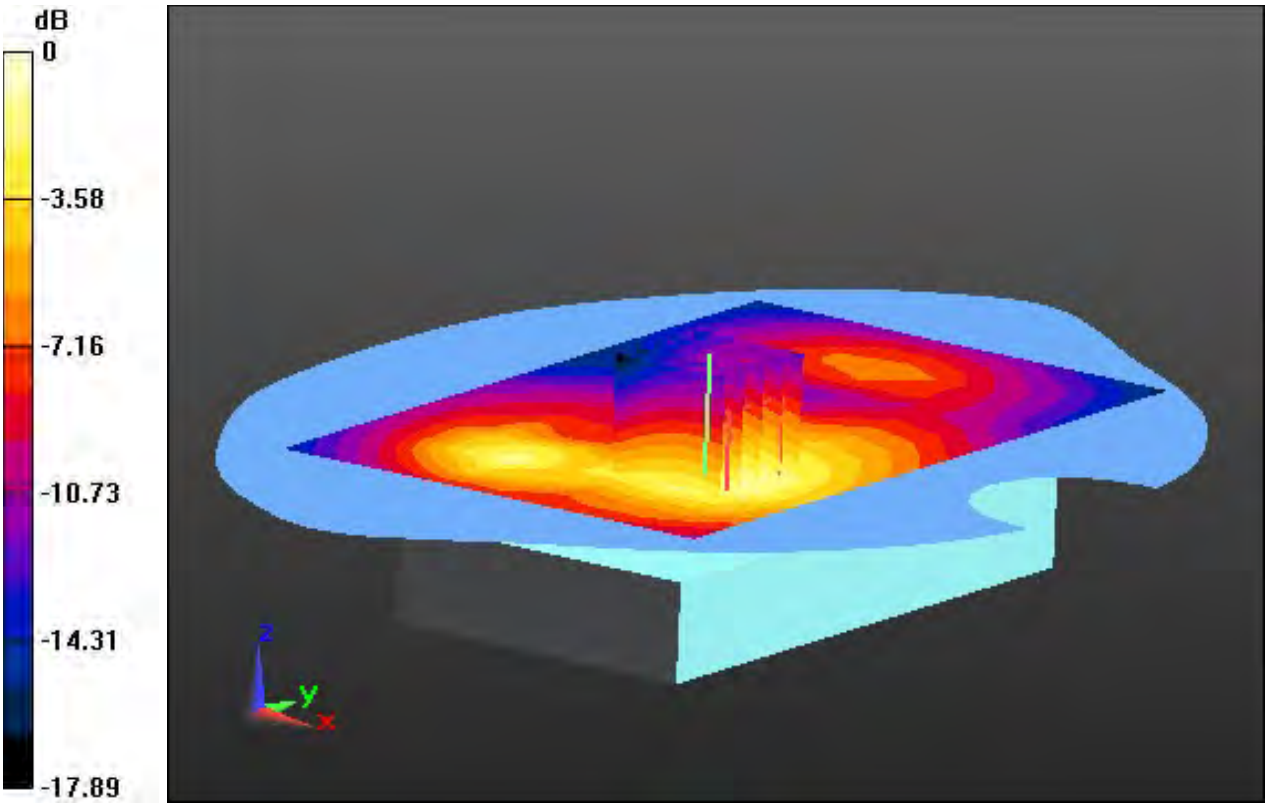

0 dB = 0.406 W/kg

DT&C Co., Ltd.

DUT: PM90G1; Type: PDA

Communication System: UID 0, LTE Band 25 (0); Frequency: 1860 MHz;Duty Cycle: 1:1
Medium parameters used: f = 1860 MHz; σ = 1.366 S/m; ε_r = 40.201; ρ = 1000 kg/m^3
Phantom section: Flat Section

DASY5 Configuration:
Probe: EX3DV4 - SN7337; ConvF(8.49, 8.49, 8.49) @ 1860 MHz; Calibrated: 2018-11-22
Electronics: DAE4 Sn1394
Sensor-Surface: 2mm (Mechanical Surface Detection)
Phantom: SAM_Right_20170922; Type: QD000P40CD; Serial: 1895
Measurement SW: DASY52, Version 52.10 (2); SEMCAD X Version 14.6.12 (7450)

Test Date: 2019-10-04; Ambient Temp: 21.8; Tissue Temp: 21.6

1.5 cm space from Body, Rear, LTE Band 25 Ch. 26140, Ant Internal

Mode : BandWidth 20 MHz, QPSK, RB Size: 1

Area Scan (9x14x1): Measurement grid: dx=15mm, dy=15mm
Zoom Scan (5x5x7)/Cube 0: Measurement grid: dx=8mm, dy=8mm, dz=5mm
Power Drift = 0.00 dB
Peak SAR (extrapolated) = 0.797 W/kg
SAR(1 g) = 0.449 W/kg; SAR(10 g) = 0.241 W/kg

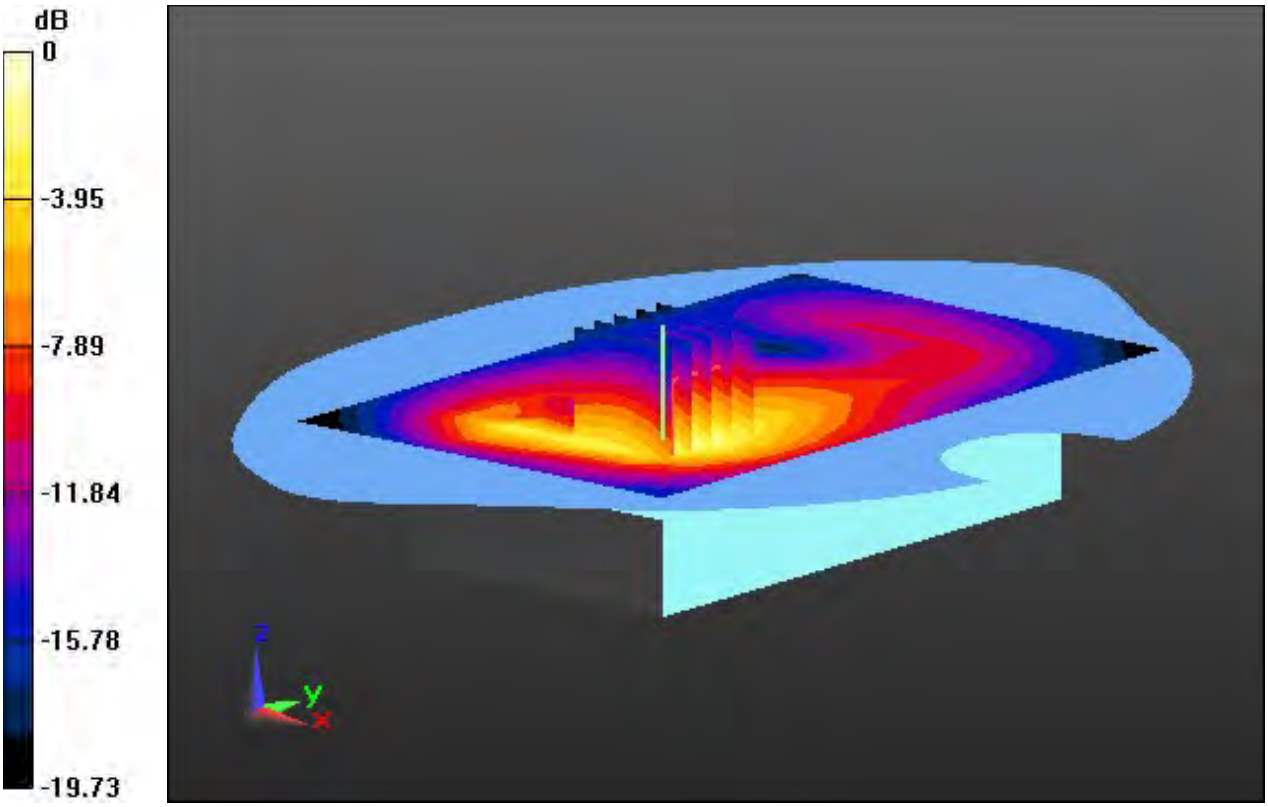

0 dB = 0.617 W/kg

DT&C Co., Ltd.

DUT: PM90G1; Type: PDA

Communication System: UID 0, LTE Band 7 (0); Frequency: 2560 MHz;Duty Cycle: 1:1
Medium parameters used: f = 2560 MHz; σ = 1.906 S/m; ε_r = 38.752; ρ = 1000 kg/m^3
Phantom section: Flat Section

DASY5 Configuration:
Probe: EX3DV4 - SN7337; ConvF(7.43, 7.43, 7.43) @ 2560 MHz; Calibrated: 2018-11-22
Electronics: DAE4 Sn1394
Sensor-Surface: 2mm (Mechanical Surface Detection)
Phantom: SAM_Right_20170922; Type: QD000P40CD; Serial: 1895
Measurement SW: DASY52, Version 52.10 (2); SEMCAD X Version 14.6.12 (7450)

Test Date: 2019-10-10; Ambient Temp: 21.8; Tissue Temp: 21.7

1.5 cm space from Body, Rear, LTE Band 7 Ch. 21350, Ant Internal

Mode : BandWidth 20 MHz, QPSK, RB Size: 1

Area Scan (11x17x1): Measurement grid: dx=12mm, dy=12mm
Zoom Scan (7x7x7)/Cube 0: Measurement grid: dx=5mm, dy=5mm, dz=5mm
Power Drift = -0.14 dB
Peak SAR (extrapolated) = 0.559 W/kg
SAR(1 g) = 0.293 W/kg; SAR(10 g) = 0.151 W/kg

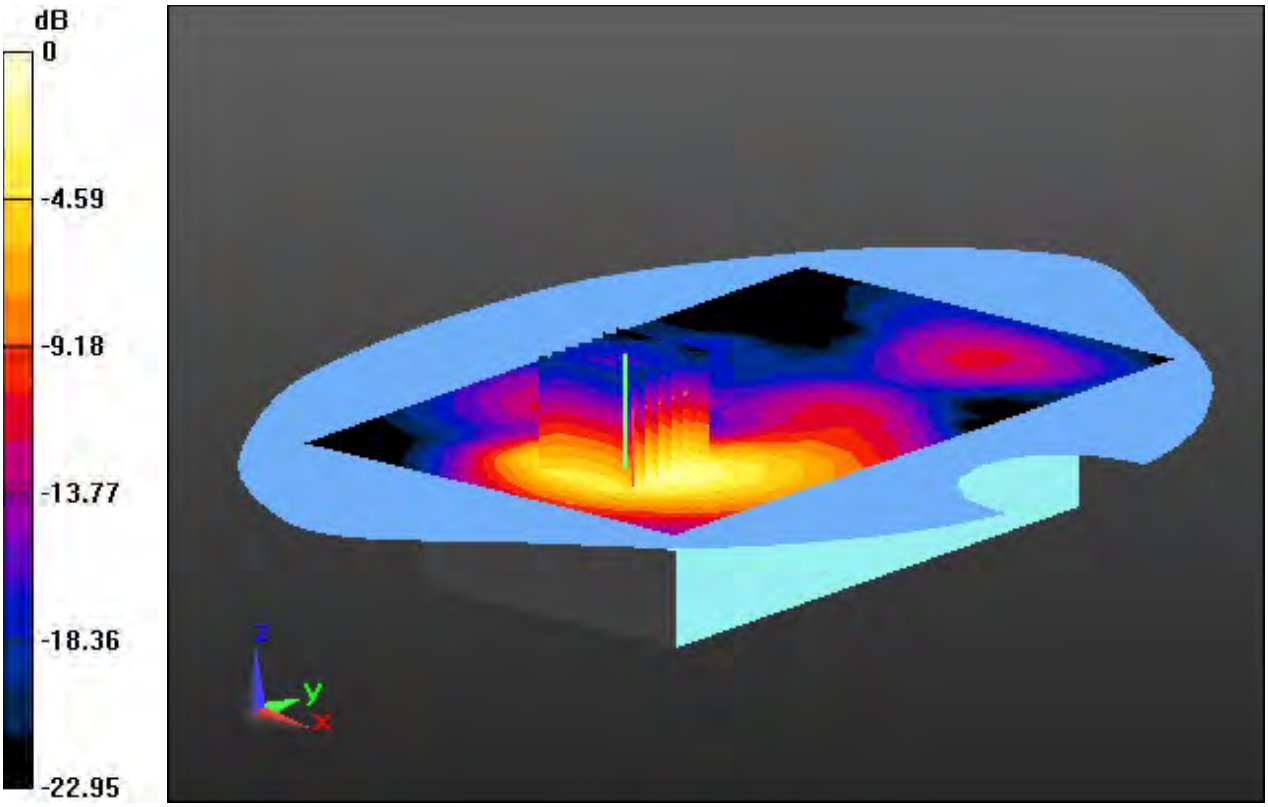

0 dB = 0.425 W/kg

DT&C Co., Ltd.

DUT: PM90G1; Type: PDA

Communication System: UID 0, LTE Band 41(TDD) (0); Frequency: 2593 MHz;Duty Cycle: 1:1.58
Medium parameters used: f = 2593 MHz; σ = 1.938 S/m; ε_r = 38.648; ρ = 1000 kg/m^3
Phantom section: Flat Section

DASY5 Configuration:
Probe: EX3DV4 - SN7337; ConvF(7.43, 7.43, 7.43) @ 2593 MHz; Calibrated: 2018-11-22
Electronics: DAE4 Sn1394
Sensor-Surface: 2mm (Mechanical Surface Detection)
Phantom: SAM_Right_20170922; Type: QD000P40CD; Serial: 1895
Measurement SW: DASY52, Version 52.10 (2); SEMCAD X Version 14.6.12 (7450)

Test Date: 2019-10-10; Ambient Temp: 21.8; Tissue Temp: 21.7

1.5 cm space from Body, Rear, LTE Band 41 Ch. 40620, Ant Internal

Mode : BandWidth 20 MHz, QPSK, RB Size: 1

Area Scan (11x17x1): Measurement grid: dx=12mm, dy=12mm
Zoom Scan (7x7x7)/Cube 0: Measurement grid: dx=5mm, dy=5mm, dz=5mm
Power Drift = 0.03 dB
Peak SAR (extrapolated) = 0.336 W/kg
SAR(1 g) = 0.174 W/kg; SAR(10 g) = 0.087 W/kg

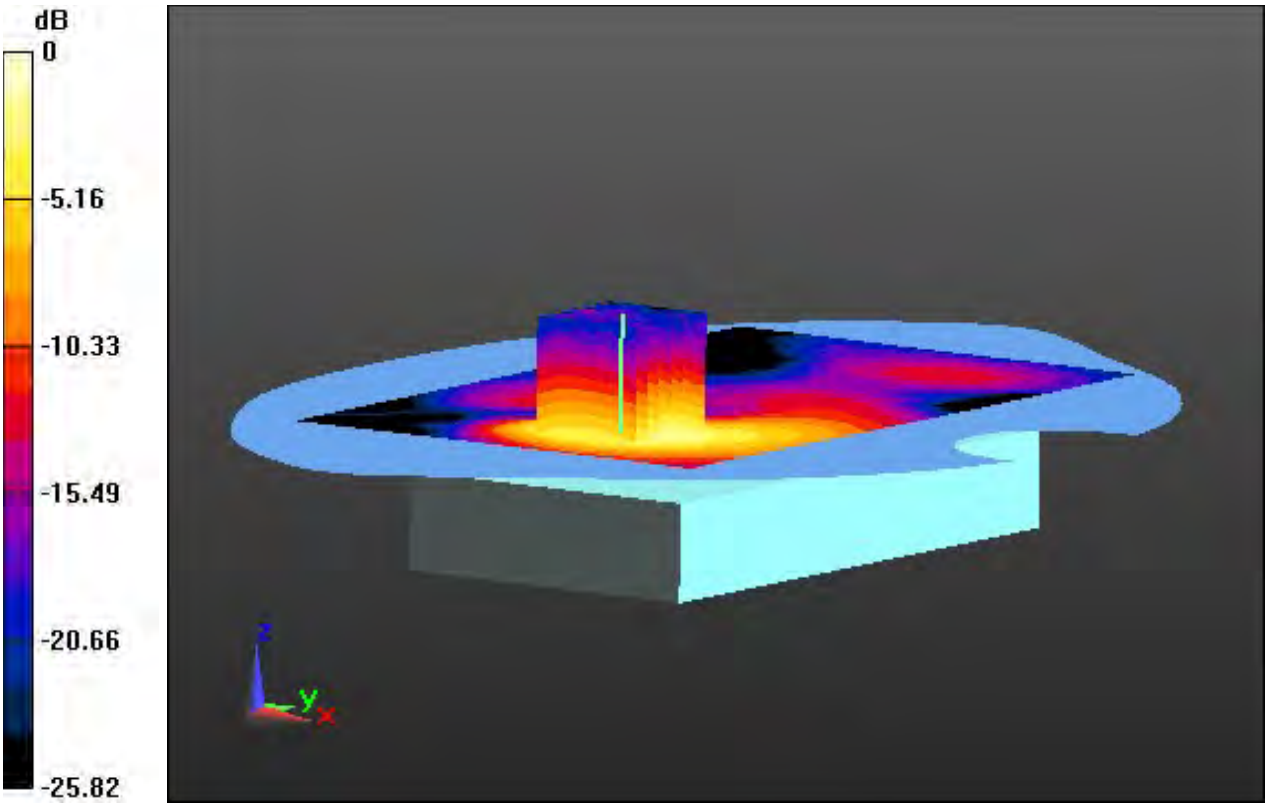

0 dB = 0.253 W/kg

DT&C Co., Ltd.

DUT: PM90G1; Type: PDA

Communication System: UID 0, W-LAN (0); Frequency: 2437 MHz;Duty Cycle: 1:1
Medium parameters used: f = 2437 MHz; σ = 1.743 S/m; ε_r = 38.673; ρ = 1000 kg/m^3
Phantom section: Flat Section

DASY5 Configuration:
Probe: EX3DV4 - SN3916; ConvF(7.66, 7.66, 7.66); Calibrated: 4/25/2019; Electronics: DAE4 Sn1392
Sensor-Surface: 2mm (Mechanical Surface Detection)
Phantom: SAM with CRP_2013_10_08_right; Type: QD000P40CD; Serial: TP:1785
Measurement SW: DASY52, Version 52.8 (8); SEMCAD X Version 14.6.10 (7331)

Test Date: 2019-08-22; Ambient Temp: 21.5; Tissue Temp: 21.7

1.5 cm space from Body, Front, WLAN(802.11b) Ch. 6, Ant Internal

Area Scan (11x17x1): Measurement grid: dx=12mm, dy=12mm
Zoom Scan (7x7x7)/Cube 0: Measurement grid: dx=5mm, dy=5mm, dz=5mm
Power Drift = 0.07 dB
Peak SAR (extrapolated) = 0.0580 W/kg
SAR(1 g) = 0.032 W/kg; SAR(10 g) = 0.017 W/kg

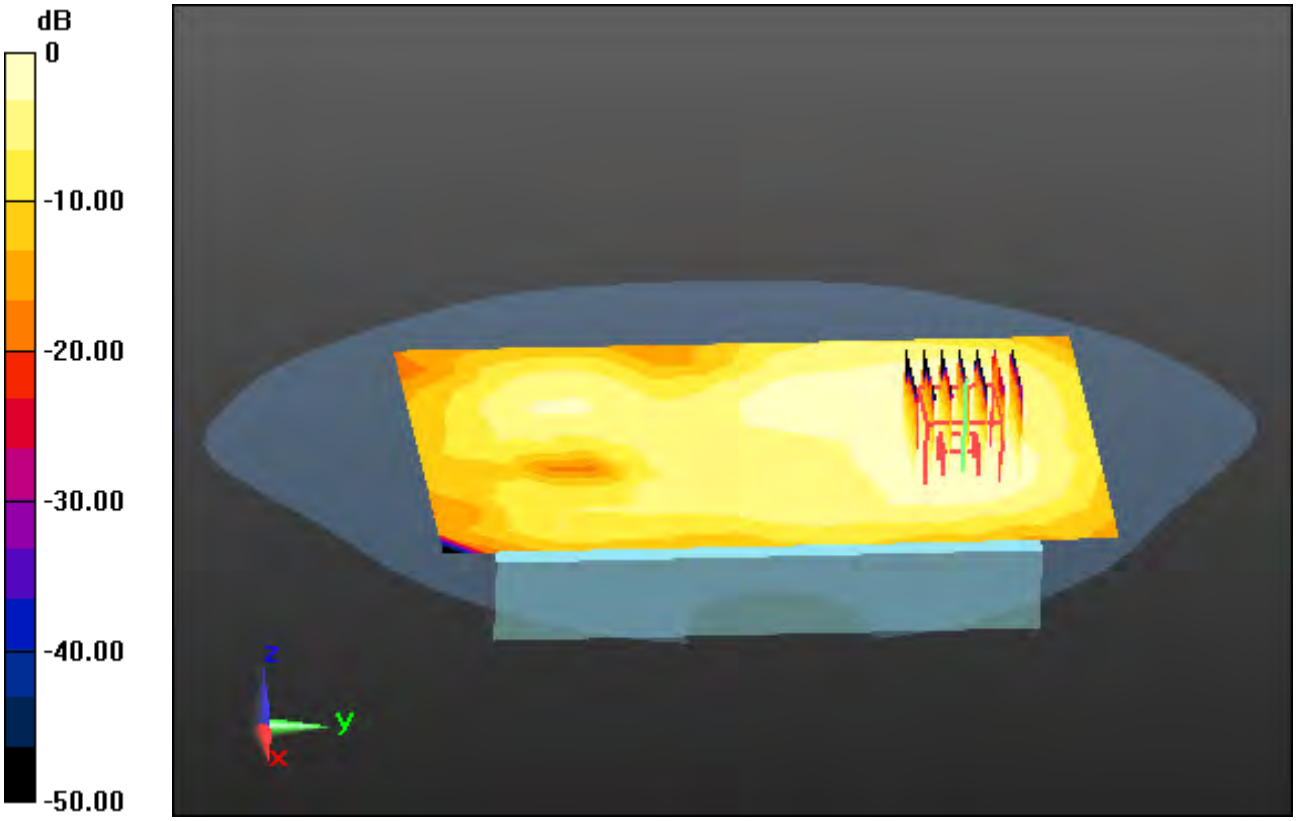

0 dB = 0.0446 W/kg

DT&C Co., Ltd.

DUT: PM90G1; Type: PDA

Communication System: UID 0, W-LAN_5300 (0); Frequency: 5300 MHz;Duty Cycle: 1:1
Medium parameters used: f = 5300 MHz; σ = 4.76 S/m; ε_r = 36.842; ρ = 1000 kg/m^3
Phantom section: Flat Section

DASY5 Configuration:
Probe: EX3DV4 - SN3916; ConvF(4.94, 4.94, 4.94); Calibrated: 4/25/2019; Electronics: DAE4 Sn1392
Sensor-Surface: 1.4mm (Mechanical Surface Detection)
Phantom: SAM with CRP_2016_07_22_middle; Type: QD000P40CD; Serial: TP:1786
Measurement SW: DASY52, Version 52.8 (8); SEMCAD X Version 14.6.10 (7331)

Test Date: 2019-09-05; Ambient Temp: 21.3; Tissue Temp: 21.6

1.5 cm space from Body, Front, WLAN(802.11a) Ch. 60, Ant Internal

Area Scan (14x21x1): Measurement grid: dx=10mm, dy=10mm
Zoom Scan (8x8x7)/Cube 0: Measurement grid: dx=4mm, dy=4mm, dz=1.4mm, Graded Ratio:1.4
Power Drift = -0.08 dB
Peak SAR (extrapolated) = 0.692 W/kg
SAR(1 g) = 0.201 W/kg; SAR(10 g) = 0.084 W/kg

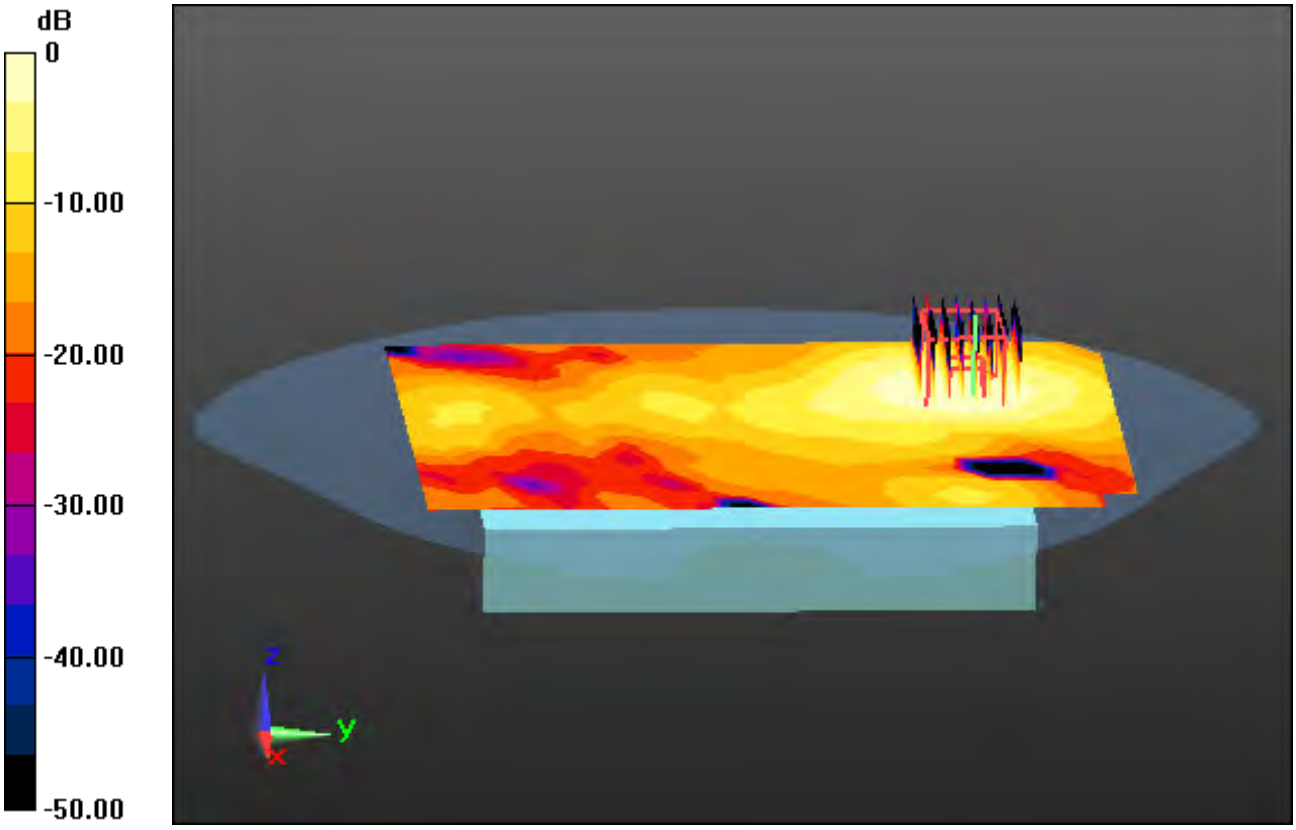

0 dB = 0.437 W/kg

DT&C Co., Ltd.

DUT: PM90G1; Type: PDA

Communication System: UID 0, W-LAN_5500 (0); Frequency: 5580 MHz;Duty Cycle: 1:1
Medium parameters used: f = 5580 MHz; σ = 5.022 S/m; ε_r = 35.092; ρ = 1000 kg/m^3
Phantom section: Flat Section

DASY5 Configuration:
Probe: EX3DV4 - SN3916; ConvF(4.75, 4.75, 4.75); Calibrated: 4/25/2019; Electronics: DAE4 Sn1392
Sensor-Surface: 1.4mm (Mechanical Surface Detection)
Phantom: SAM with CRP_2016_07_22_middle; Type: QD000P40CD; Serial: TP:1786
Measurement SW: DASY52, Version 52.8 (8); SEMCAD X Version 14.6.10 (7331)

Test Date: 2019-09-06; Ambient Temp: 20.9; Tissue Temp: 21.5

1.5 cm space from Body, Rear, WLAN(802.11a) Ch. 116, Ant Internal

Area Scan (14x21x1): Measurement grid: dx=10mm, dy=10mm
Zoom Scan (8x8x7)/Cube 0: Measurement grid: dx=4mm, dy=4mm, dz=1.4mm, Graded Ratio:1.4
Power Drift = -0.04 dB
Peak SAR (extrapolated) = 0.676 W/kg
SAR(1 g) = 0.192 W/kg; SAR(10 g) = 0.081 W/kg

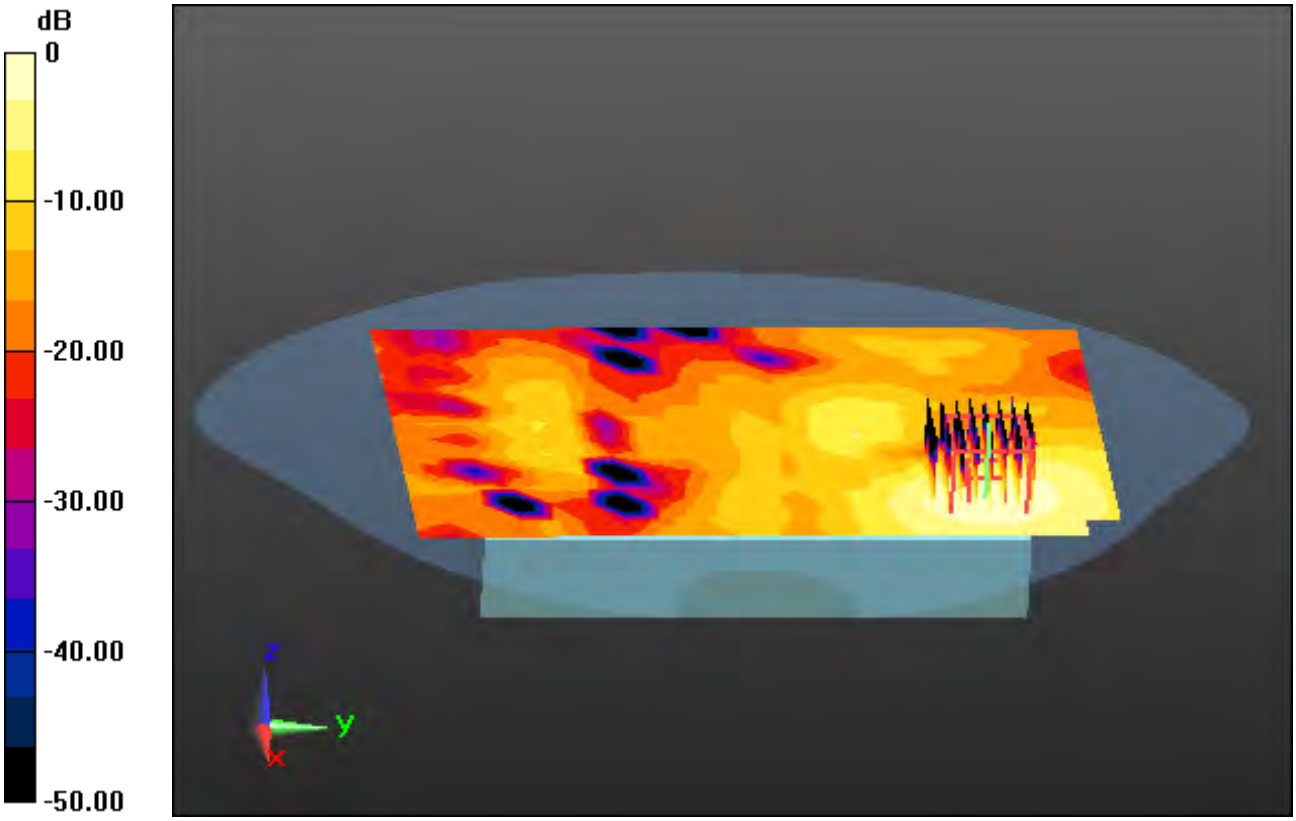

0 dB = 0.413 W/kg

DT&C Co., Ltd.

DUT: PM90G1; Type: PDA

Communication System: UID 0, W-LAN 5.8G(802.11a/n/ac) (0); Frequency: 5825 MHz;Duty Cycle: 1:1
Medium parameters used: f = 5825 MHz; σ = 5.239 S/m; ε_r = 36.418; ρ = 1000 kg/m^3
Phantom section: Flat Section

DASY5 Configuration:
Probe: EX3DV4 - SN3916; ConvF(4.82, 4.82, 4.82); Calibrated: 4/25/2019; Electronics: DAE4 Sn1392
Sensor-Surface: 1.4mm (Mechanical Surface Detection)
Phantom: SAM with CRP_2016_07_22_middle; Type: QD000P40CD; Serial: TP:1786
Measurement SW: DASY52, Version 52.8 (8); SEMCAD X Version 14.6.10 (7331)

Test Date: 2019-09-09; Ambient Temp: 21.8; Tissue Temp: 21.6

1.5 cm space from Body, Rear, WLAN(802.11a) Ch. 165, Ant Internal

Area Scan (14x21x1): Measurement grid: dx=10mm, dy=10mm
Zoom Scan (8x8x7)/Cube 0: Measurement grid: dx=4mm, dy=4mm, dz=1.4mm, Graded Ratio:1.4
Power Drift = -0.11 dB
Peak SAR (extrapolated) = 0.449 W/kg
SAR(1 g) = 0.113 W/kg; SAR(10 g) = 0.048 W/kg



0 dB = 0.268 W/kg

DT&C Co., Ltd.

DUT: PM90G1; Type: PDA

Communication System: UID 0, Bluetooth (0); Frequency: 2441 MHz;Duty Cycle: 1:1.302
Medium parameters used: f = 2441 MHz; σ = 1.844 S/m; ε_r = 38.372; ρ = 1000 kg/m^3
Phantom section: Flat Section

DASY5 Configuration:
Probe: EX3DV4 - SN3916; ConvF(7.66, 7.66, 7.66); Calibrated: 4/25/2019; Electronics: DAE4 Sn1392
Sensor-Surface: 2mm (Mechanical Surface Detection)
Phantom: SAM with CRP_2013_10_08_right; Type: QD000P40CD; Serial: TP:1785
Measurement SW: DASY52, Version 52.8 (8); SEMCAD X Version 14.6.10 (7331)

Test Date: 2019-08-23; Ambient Temp: 20.9; Tissue Temp: 21.0

1.5 cm space from Body, Front, Bluetooth Ch. 39, Ant Internal

Area Scan (11x17x1): Measurement grid: dx=12mm, dy=12mm
Zoom Scan (7x7x7)/Cube 0: Measurement grid: dx=5mm, dy=5mm, dz=5mm
Power Drift = 0.14 dB
Peak SAR (extrapolated) = 0.0110 W/kg
SAR(1 g) = 0.00172 W/kg; SAR(10 g) = 0.000611 W/kg

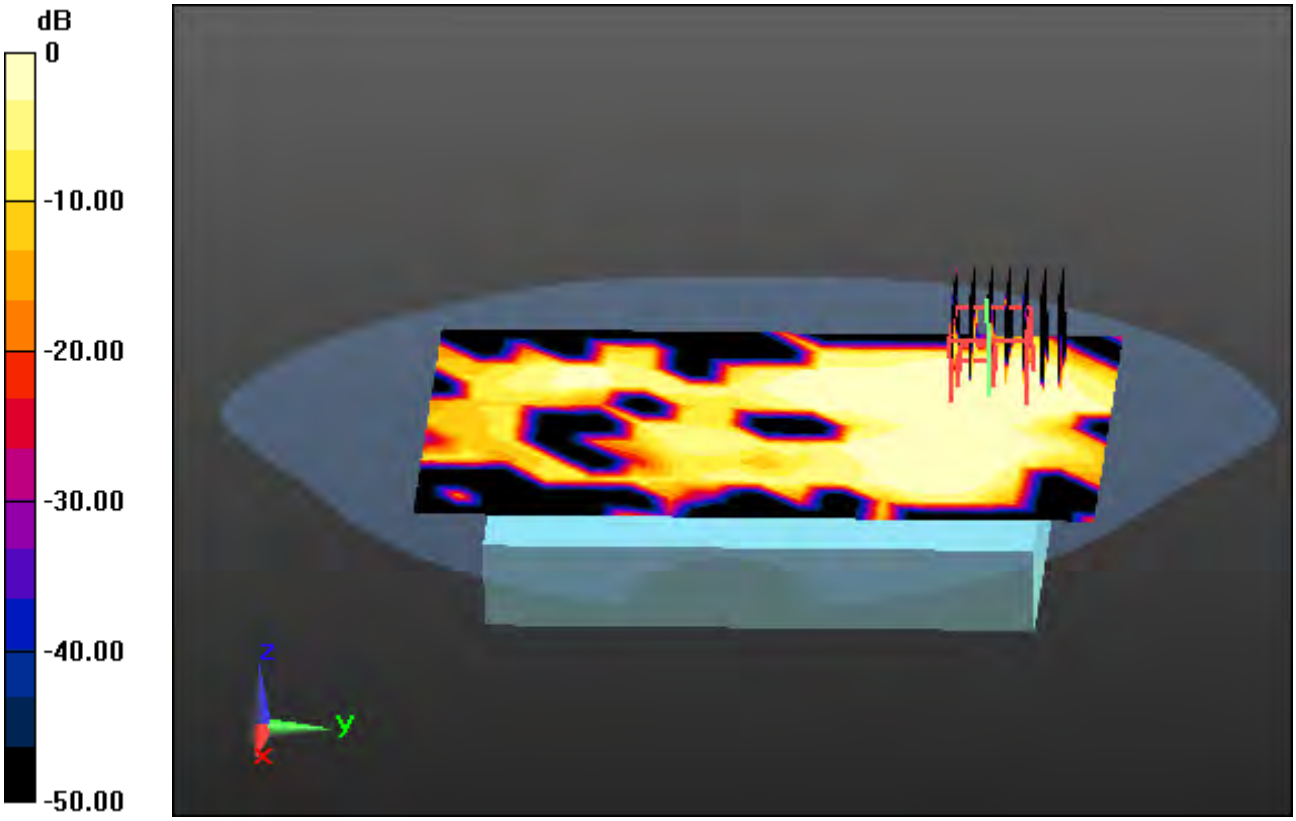

0 dB = 0.00449 W/kg

DT&C Co., Ltd.

DUT: PM90G1; Type: PDA

Communication System: UID 0, GSM 850_2 Tx (0); Frequency: 836.6 MHz; Duty Cycle: 1:4.15
Medium parameters used: f = 836.6 MHz; σ = 0.918 S/m; ε_r = 42.802; ρ = 1000 kg/m^3
Phantom section: Flat Section

DASY5 Configuration:
Probe: EX3DV4 - SN3866; ConvF(9.39, 9.39, 9.39); Calibrated: 5/28/2019; Electronics: DAE4 Sn1394
Sensor-Surface: 2mm (Mechanical Surface Detection)
Phantom: SAM-twin middle_2013_09_24; Type: QD000P40CD; Serial: 1782
Measurement SW: DASY52, Version 52.8 (8); SEMCAD X Version 14.6.10 (7331)

Test Date: 2019-09-02; Ambient Temp: 21.3; Tissue Temp: 21.0

1 cm space from Body, Rear, GSM850 GPRS 2Tx Ch. 190, Ant Internal

Area Scan (9x14x1): Measurement grid: dx=15mm, dy=15mm
Zoom Scan (5x5x7)/Cube 0: Measurement grid: dx=8mm, dy=8mm, dz=5mm
Power Drift = 0.15 dB
Peak SAR (extrapolated) = 0.721 W/kg
SAR(1 g) = 0.396 W/kg; SAR(10 g) = 0.219 W/kg

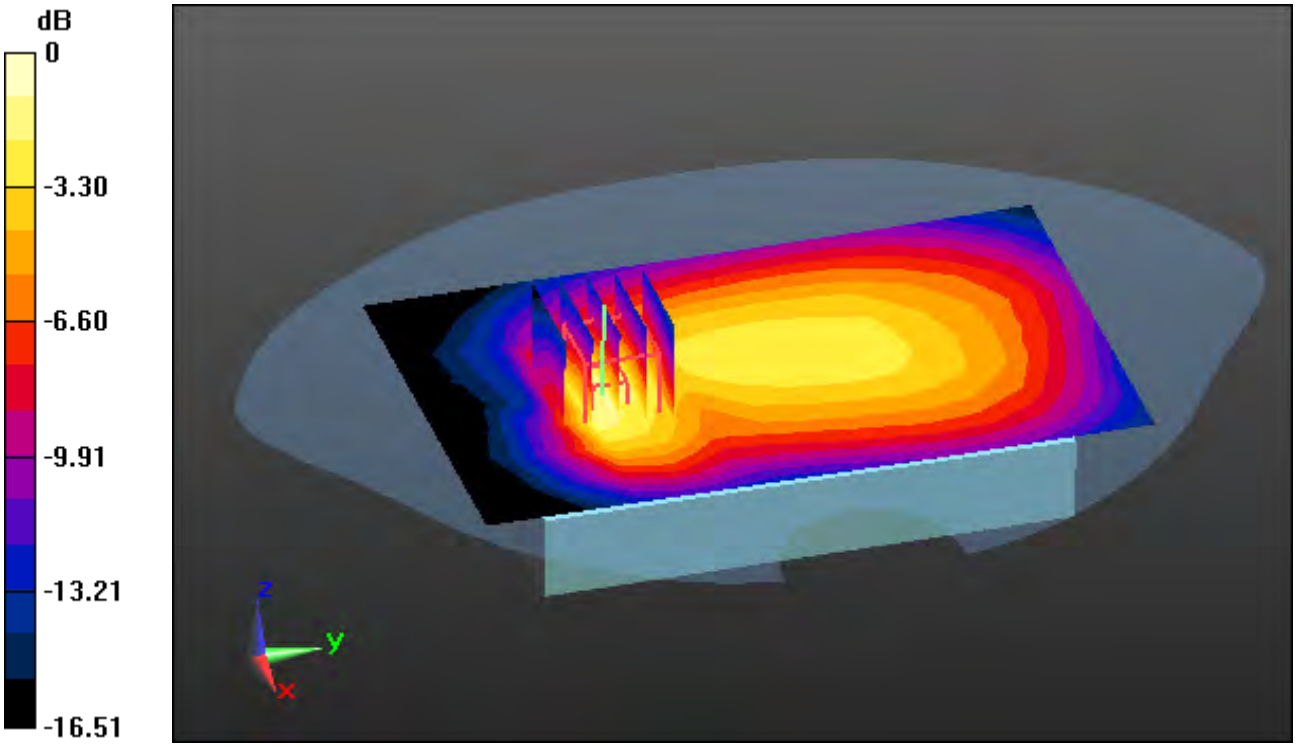

0 dB = 0.564 W/kg

DT&C Co., Ltd.

DUT: PM90G1; Type: PDA

Communication System: UID 0, PCS 1900 2 Tx (0); Frequency: 1880 MHz;Duty Cycle: 1:4.15
Medium parameters used: f = 1880 MHz; σ = 1.396 S/m; ε_r = 39.352; ρ = 1000 kg/m^3
Phantom section: Flat Section

DASY5 Configuration:
Probe: EX3DV4 - SN7337; ConvF(8.49, 8.49, 8.49) @ 1880 MHz; Calibrated: 2018-11-22;
Electronics: DAE4 Sn1394
Sensor-Surface: 2mm (Mechanical Surface Detection)
Phantom: SAM_Right_20170922; Type: QD000P40CD; Serial: 1895
Measurement SW: DASY52, Version 52.10 (2); SEMCAD X Version 14.6.12 (7450)

Test Date: 2019-10-01; Ambient Temp: 21.3; Tissue Temp: 21.2

1 cm space from Body, Rear, PCS1900 GPRS 2 Tx Ch. 661, Ant. Internal

Area Scan (9x14x1): Measurement grid: dx=15mm, dy=15mm
Zoom Scan (5x5x7)/Cube 0: Measurement grid: dx=8mm, dy=8mm, dz=5mm
Power Drift = -0.05 dB
Peak SAR (extrapolated) = 0.938 W/kg
SAR(1 g) = 0.545 W/kg; SAR(10 g) = 0.305 W/kg

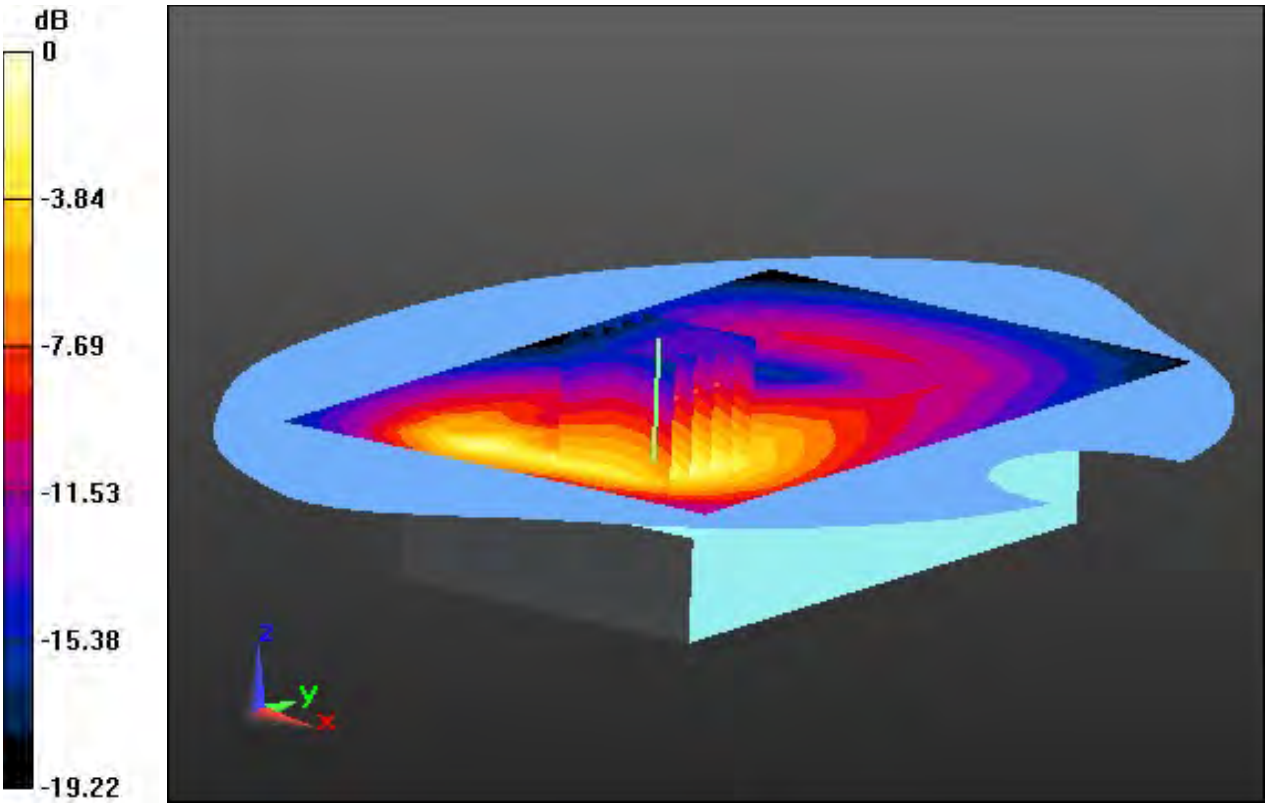

0 dB = 0.741 W/kg

DT&C Co., Ltd.

DUT: PM90G1; Type: PDA

Communication System: UID 0, WCDMA 850 (0); Frequency: 836.6 MHz; Duty Cycle: 1:1
Medium parameters used: f = 836.6 MHz; σ = 0.894 S/m; ε_r = 41.508; ρ = 1000 kg/m^3
Phantom section: Flat Section

DASY5 Configuration:
Probe: EX3DV4 - SN3866; ConvF(9.39, 9.39, 9.39); Calibrated: 5/28/2019; Electronics: DAE4 Sn1394
Sensor-Surface: 2mm (Mechanical Surface Detection)
Phantom: SAM-twin middle_2013_09_24; Type: QD000P40CD; Serial: 1782
Measurement SW: DASY52, Version 52.8 (8); SEMCAD X Version 14.6.10 (7331)

Test Date: 2019-09-03; Ambient Temp: 21.1; Tissue Temp: 21.3

1 cm space from Body, Rear, WCDMA Band 5 Ch. 4183, Ant Internal

Area Scan (9x14x1): Measurement grid: dx=15mm, dy=15mm
Zoom Scan (5x5x7)/Cube 0: Measurement grid: dx=8mm, dy=8mm, dz=5mm
Power Drift = -0.07 dB
Peak SAR (extrapolated) = 0.930 W/kg
SAR(1 g) = 0.513 W/kg; SAR(10 g) = 0.282 W/kg

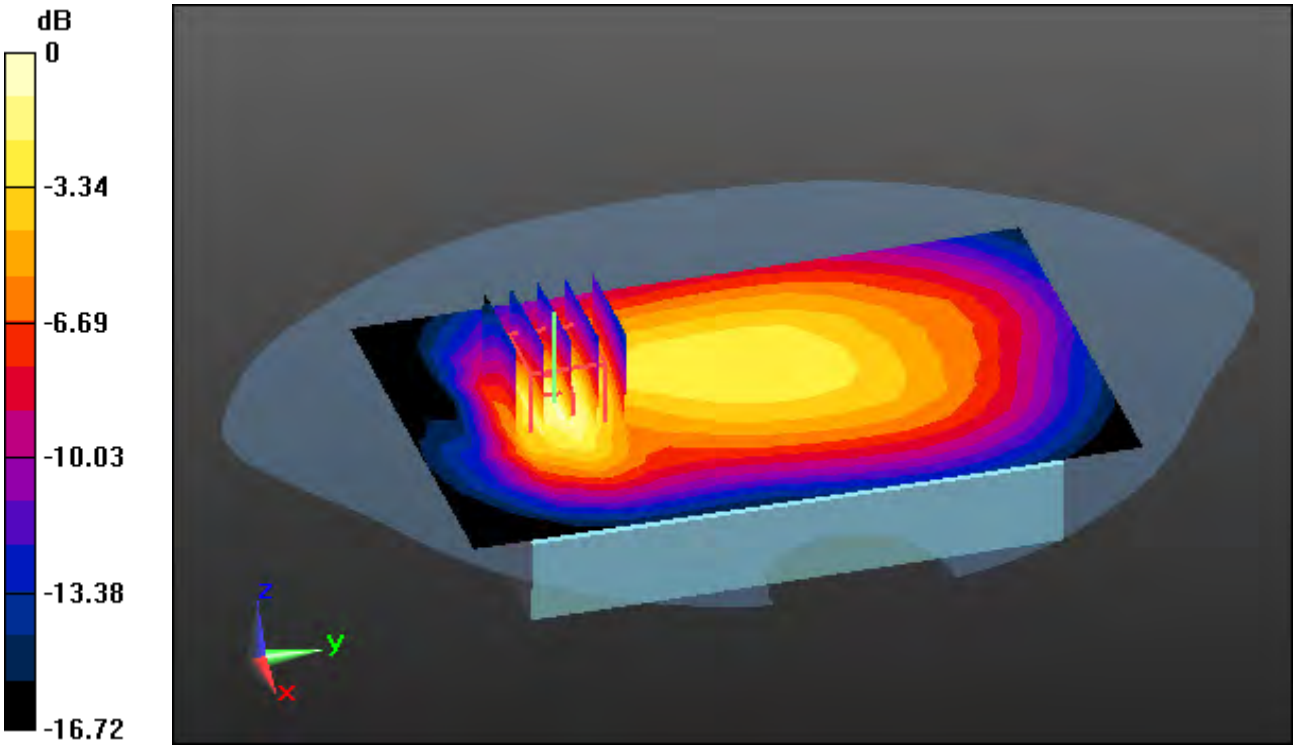

0 dB = 0.711 W/kg

DT&C Co., Ltd.

DUT: PM90G1; Type: PDA

Communication System: UID 0, WCDMA (0); Frequency: 1732.4 MHz;Duty Cycle: 1:1
Medium parameters used: f = 1732.4 MHz; σ = 1.352 S/m; ε_r = 39.912; ρ = 1000 kg/m^3
Phantom section: Flat Section

DASY5 Configuration:
Probe: EX3DV4 - SN7337; ConvF(8.96, 8.96, 8.96) @ 1732.4 MHz; Calibrated: 2018-11-22;
Electronics: DAE4 Sn1394
Sensor-Surface: 2mm (Mechanical Surface Detection)
Phantom: SAM_Right_20170922; Type: QD000P40CD; Serial: 1895
Measurement SW: DASY52, Version 52.10 (2); SEMCAD X Version 14.6.12 (7450)

Test Date: 2019-10-02; Ambient Temp: 21.7; Tissue Temp: 21.5

1 cm space from Body, Rear, WCDMA Band 4 Ch. 1412, Ant. Internal

Area Scan (9x14x1): Measurement grid: dx=15mm, dy=15mm
Zoom Scan (5x5x7)/Cube 0: Measurement grid: dx=8mm, dy=8mm, dz=5mm
Power Drift = 0.03 dB
Peak SAR (extrapolated) = 1.34 W/kg
SAR(1 g) = 0.845 W/kg; SAR(10 g) = 0.503 W/kg

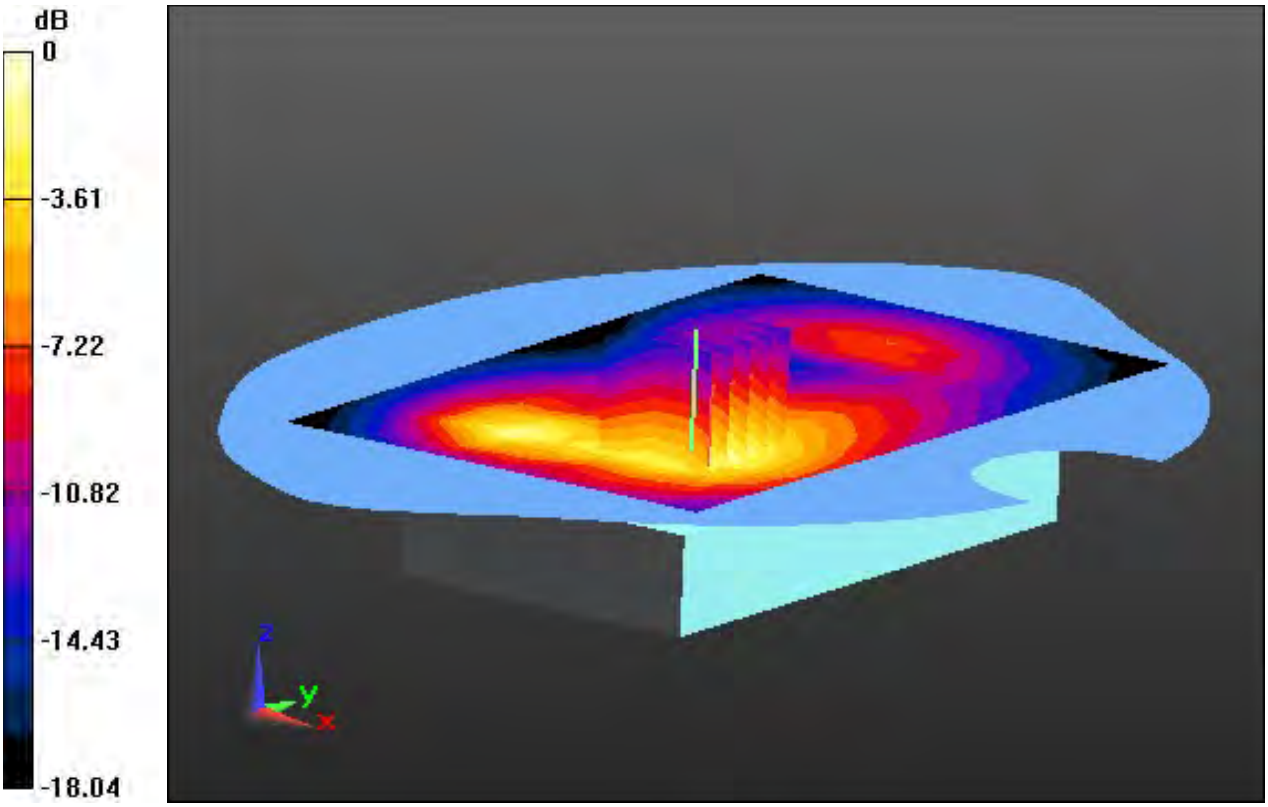

0 dB = 1.11 W/kg

DT&C Co., Ltd.

DUT: PM90G1; Type: PDA

Communication System: UID 0, WCDMA (0); Frequency: 1880 MHz;Duty Cycle: 1:1
Medium parameters used: f = 1880 MHz; σ = 1.396 S/m; ε_r = 39.352; ρ = 1000 kg/m^3
Phantom section: Flat Section

DASY5 Configuration:
Probe: EX3DV4 - SN7337; ConvF(8.49, 8.49, 8.49) @ 1880 MHz; Calibrated: 2018-11-22;
Electronics: DAE4 Sn1394
Sensor-Surface: 2mm (Mechanical Surface Detection)
Phantom: SAM_Right_20170922; Type: QD000P40CD; Serial: 1895
Measurement SW: DASY52, Version 52.10 (2); SEMCAD X Version 14.6.12 (7450)

Test Date: 2019-10-01; Ambient Temp: 21.3; Tissue Temp: 21.2

1 cm space from Body, Rear, WCDMA Band 2 Ch. 9400, Ant. Internal

Area Scan (9x14x1): Measurement grid: dx=15mm, dy=15mm
Zoom Scan (5x5x7)/Cube 0: Measurement grid: dx=8mm, dy=8mm, dz=5mm
Power Drift = 0.01 dB
Peak SAR (extrapolated) = 1.61 W/kg
SAR(1 g) = 0.916 W/kg; SAR(10 g) = 0.504 W/kg

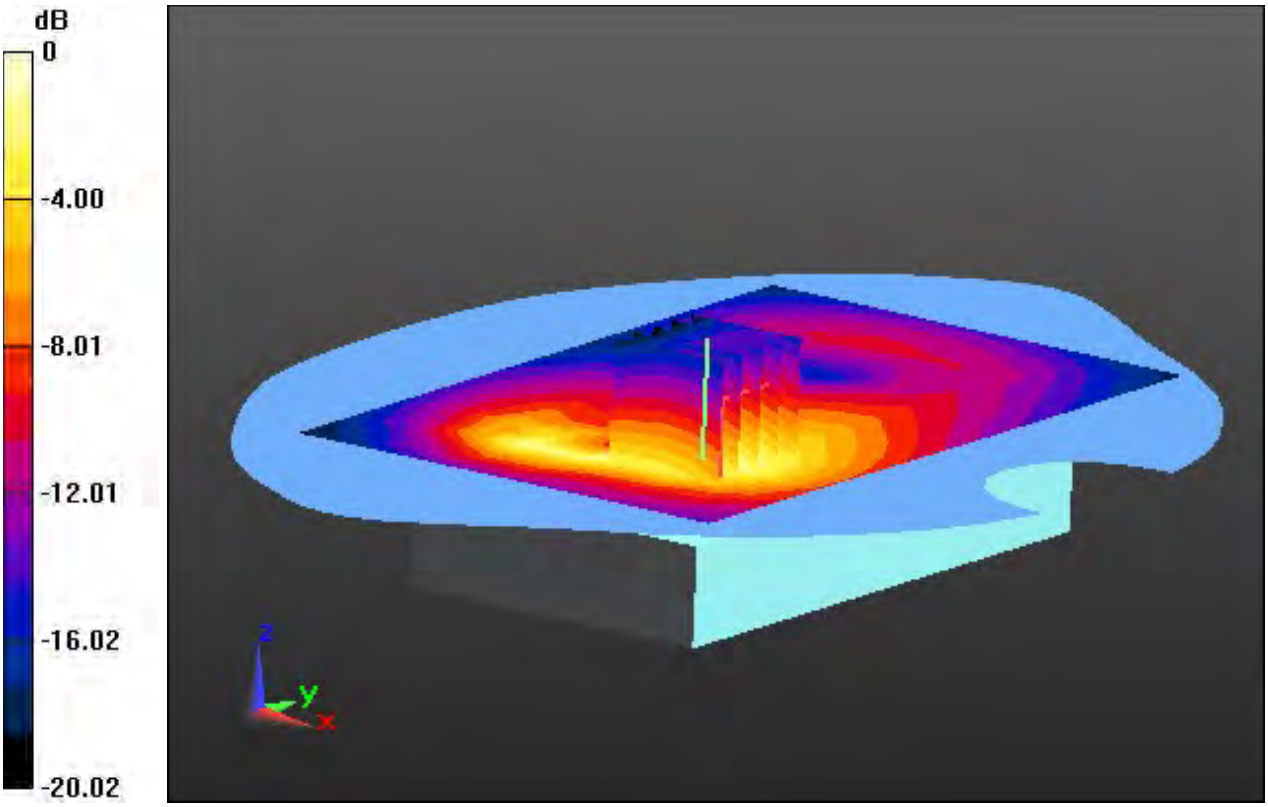

0 dB = 1.27 W/kg

DT&C Co., Ltd.

DUT: PM90G1; Type: PDA

Communication System: UID 0, LTE Band 12 (FCC) (0); Frequency: 707.5 MHz;Duty Cycle: 1:1
Medium parameters used: f = 707.5 MHz; σ = 0.892 S/m; ε_r = 41.371; ρ = 1000 kg/m^3
Phantom section: Flat Section

DASY5 Configuration:
Probe: EX3DV4 - SN3866; ConvF(9.85, 9.85, 9.85); Calibrated: 5/28/2019; Electronics: DAE4 Sn1394
Sensor-Surface: 2mm (Mechanical Surface Detection)
Phantom: SAM-twin middle_2013_09_24; Type: QD000P40CD; Serial: 1782
Measurement SW: DASY52, Version 52.8 (8); SEMCAD X Version 14.6.10 (7331)

Test Date: 2019-09-04; Ambient Temp: 21.2; Tissue Temp: 21.4

1 cm space from Body, Rear, LTE Band 12 Ch. 23095, Ant Internal

Mode : BandWidth 10 MHz, QPSK, RB Size: 1

Area Scan (9x14x1): Measurement grid: dx=15mm, dy=15mm
Zoom Scan (5x5x7)/Cube 0: Measurement grid: dx=8mm, dy=8mm, dz=5mm
Power Drift = -0.02 dB
Peak SAR (extrapolated) = 0.573 W/kg
SAR(1 g) = 0.344 W/kg; SAR(10 g) = 0.220 W/kg

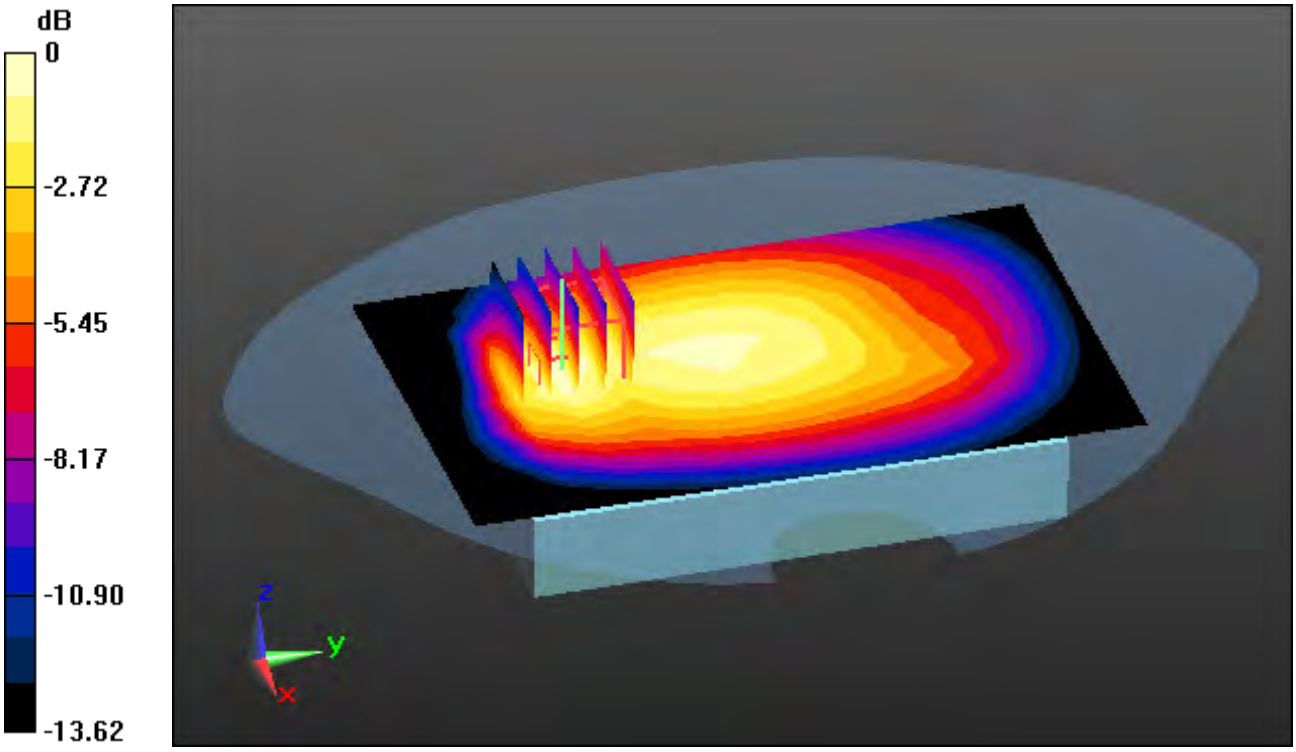

0 dB = 0.433 W/kg

DT&C Co., Ltd.

DUT: PM90G1; Type: PDA

Communication System: UID 0, LTE Band 13 (0); Frequency: 782 MHz;Duty Cycle: 1:1
Medium parameters used: f = 782 MHz; σ = 0.942 S/m; ε_r = 41.213; ρ = 1000 kg/m^3
Phantom section: Flat Section

DASY5 Configuration:
Probe: EX3DV4 - SN3866; ConvF(9.85, 9.85, 9.85); Calibrated: 5/28/2019; Electronics: DAE4 Sn1394
Sensor-Surface: 2mm (Mechanical Surface Detection)
Phantom: SAM-twin middle_2013_09_24; Type: QD000P40CD; Serial: 1782
Measurement SW: DASY52, Version 52.8 (8); SEMCAD X Version 14.6.10 (7331)

Test Date: 2019-09-06; Ambient Temp: 21.0; Tissue Temp: 20.4

1 cm space from Body, Rear, LTE Band 13 Ch. 23230, Ant Internal

Mode : BandWidth 10 MHz, QPSK, RB Size: 1

Area Scan (9x14x1): Measurement grid: dx=15mm, dy=15mm
Zoom Scan (5x5x7)/Cube 0: Measurement grid: dx=8mm, dy=8mm, dz=5mm
Power Drift = -0.11 dB
Peak SAR (extrapolated) = 0.516 W/kg
SAR(1 g) = 0.416 W/kg; SAR(10 g) = 0.321 W/kg

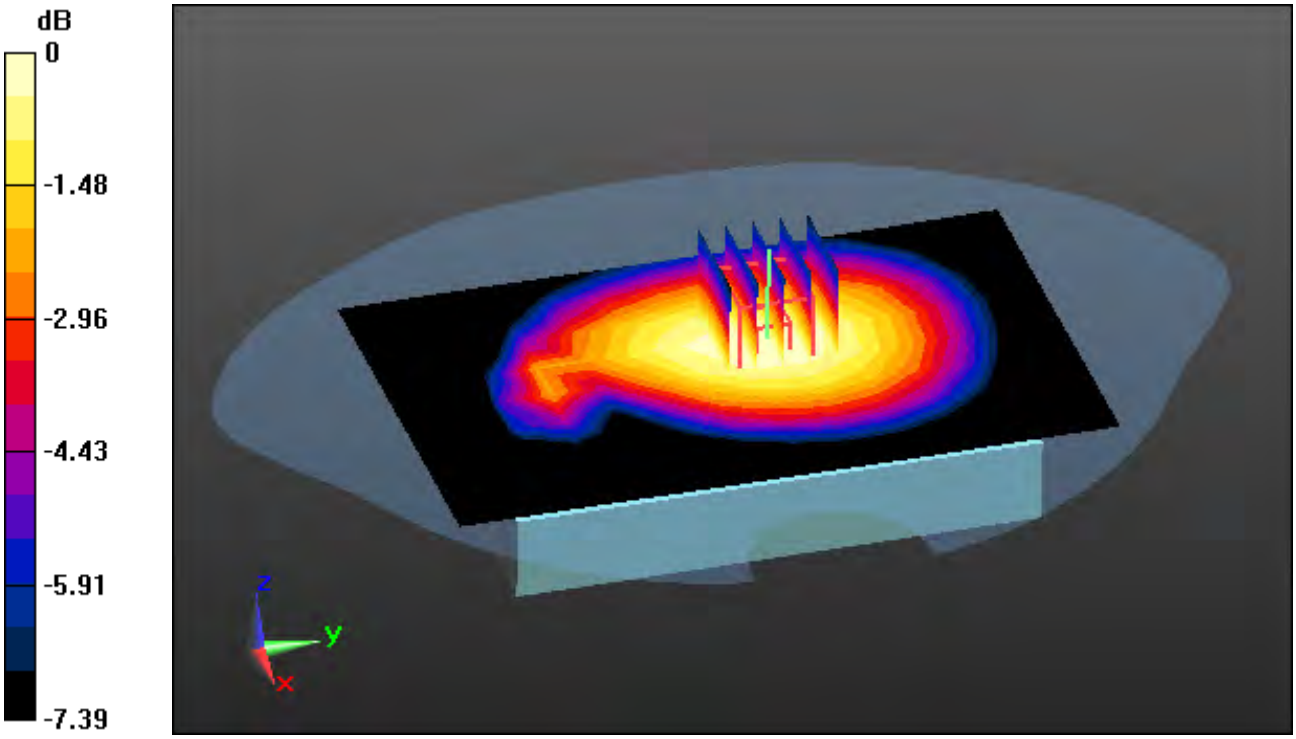

0 dB = 0.475 W/kg

DT&C Co., Ltd.

DUT: PM90G1; Type: PDA

Communication System: UID 0, LTE Band 14 (0); Frequency: 793 MHz;Duty Cycle: 1:1
Medium parameters used: f = 793 MHz; σ = 0.934 S/m; ε_r = 42.118; ρ = 1000 kg/m^3
Phantom section: Flat Section

DASY5 Configuration:
Probe: EX3DV4 - SN3866; ConvF(9.85, 9.85, 9.85); Calibrated: 5/28/2019; Electronics: DAE4 Sn1394
Sensor-Surface: 2mm (Mechanical Surface Detection)
Phantom: SAM-twin middle_2013_09_24; Type: QD000P40CD; Serial: 1782
Measurement SW: DASY52, Version 52.8 (8); SEMCAD X Version 14.6.10 (7331)

Test Date: 2019-09-09; Ambient Temp: 21.3; Tissue Temp: 21.4

1 cm space from Body, Rear, LTE Band 14 Ch. 23330, Ant Internal

Mode : BandWidth 10 MHz, QPSK, RB Size: 1

Area Scan (9x14x1): Measurement grid: dx=15mm, dy=15mm
Zoom Scan (5x5x7)/Cube 0: Measurement grid: dx=8mm, dy=8mm, dz=5mm
Power Drift = -0.13 dB
Peak SAR (extrapolated) = 0.432 W/kg
SAR(1 g) = 0.350 W/kg; SAR(10 g) = 0.270 W/kg

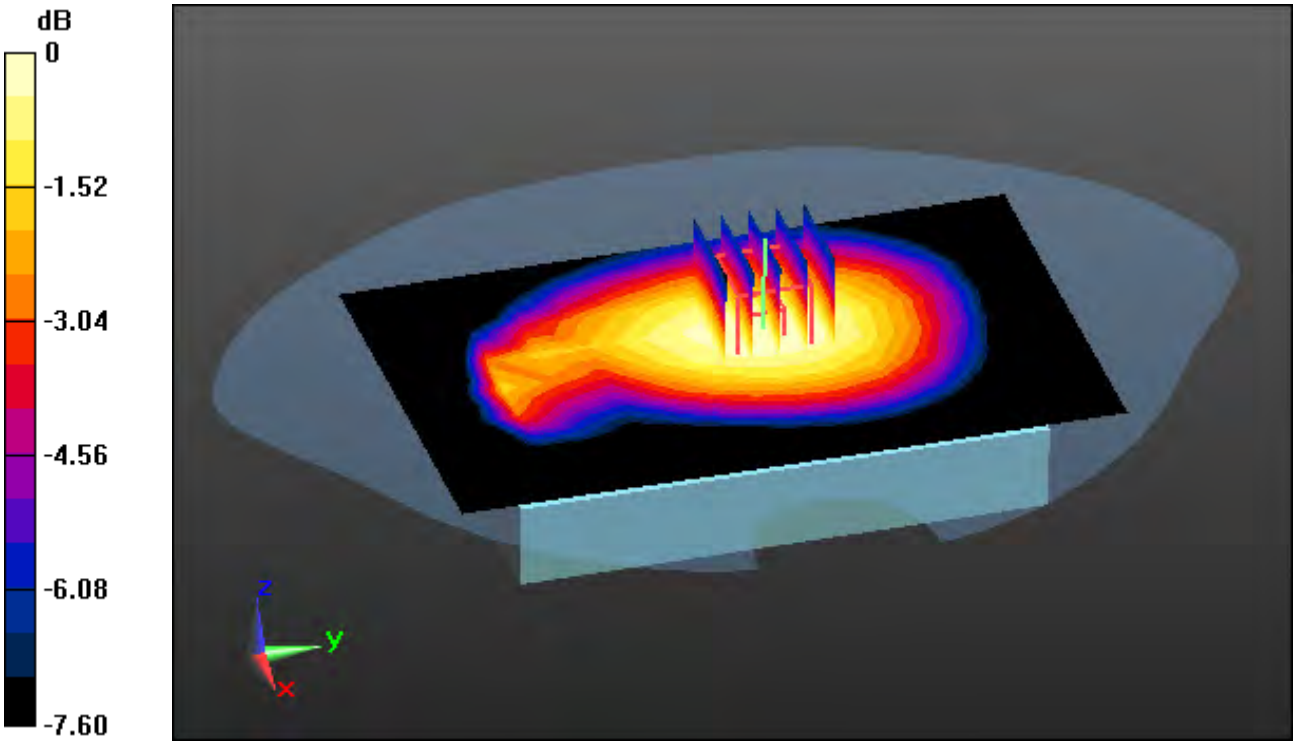

0 dB = 0.398 W/kg

DT&C Co., Ltd.

DUT: PM90G1; Type: PDA

Communication System: UID 0, LTE BAND 26 (0); Frequency: 831.5 MHz;Duty Cycle: 1:1
Medium parameters used: f = 831.5 MHz; σ = 0.876 S/m; ε_r = 40.774; ρ = 1000 kg/m^3
Phantom section: Flat Section

DASY5 Configuration:
Probe: EX3DV4 - SN3866; ConvF(9.39, 9.39, 9.39); Calibrated: 5/28/2019; Electronics: DAE4 Sn1394
Sensor-Surface: 2mm (Mechanical Surface Detection)
Phantom: SAM-twin middle_2013_09_24; Type: QD000P40CD; Serial: 1782
Measurement SW: DASY52, Version 52.8 (8); SEMCAD X Version 14.6.10 (7331)

Test Date: 2019-09-05; Ambient Temp: 21.4; Tissue Temp: 21.3

1 cm space from Body, Rear, LTE Band 26 Ch. 26865, Ant Internal

Mode : BandWidth 15 MHz, QPSK, RB Size: 1

Area Scan (9x14x1): Measurement grid: dx=15mm, dy=15mm
Zoom Scan (5x5x7)/Cube 0: Measurement grid: dx=8mm, dy=8mm, dz=5mm
Power Drift = -0.15 dB
Peak SAR (extrapolated) = 0.778 W/kg
SAR(1 g) = 0.427 W/kg; SAR(10 g) = 0.233 W/kg

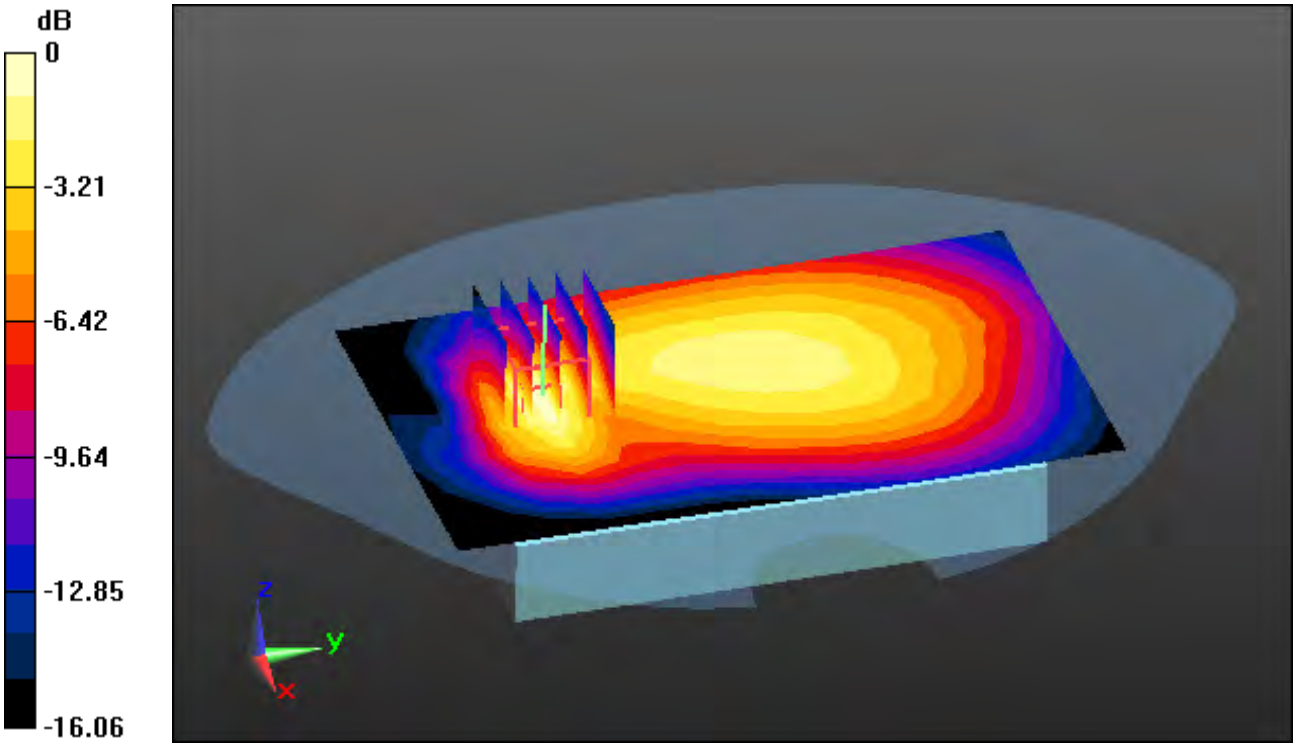

0 dB = 0.573 W/kg

DT&C Co., Ltd.

DUT: PM90G1; Type: PDA

Communication System: UID 0, LTE Band 4 (0); Frequency: 1732.5 MHz;Duty Cycle: 1:1
Medium parameters used: f = 1732.5 MHz; σ = 1.352 S/m; ε_r = 39.912; ρ = 1000 kg/m^3
Phantom section: Flat Section

DASY5 Configuration:
Probe: EX3DV4 - SN7337; ConvF(8.96, 8.96, 8.96) @ 1732.5 MHz; Calibrated: 2018-11-22
Electronics: DAE4 Sn1394
Sensor-Surface: 2mm (Mechanical Surface Detection)
Phantom: SAM_Right_20170922; Type: QD000P40CD; Serial: 1895
Measurement SW: DASY52, Version 52.10 (2); SEMCAD X Version 14.6.12 (7450)

Test Date: 2019-10-02; Ambient Temp: 21.7; Tissue Temp: 21.5

1 cm space from Body, Rear, LTE Band 4 Ch. 20175, Ant Internal

Mode : BandWidth 20 MHz, QPSK, RB Size: 1

Area Scan (9x14x1): Measurement grid: dx=15mm, dy=15mm
Zoom Scan (5x5x7)/Cube 0: Measurement grid: dx=8mm, dy=8mm, dz=5mm
Power Drift = -0.01 dB
Peak SAR (extrapolated) = 1.00 W/kg
SAR(1 g) = 0.634 W/kg; SAR(10 g) = 0.379 W/kg

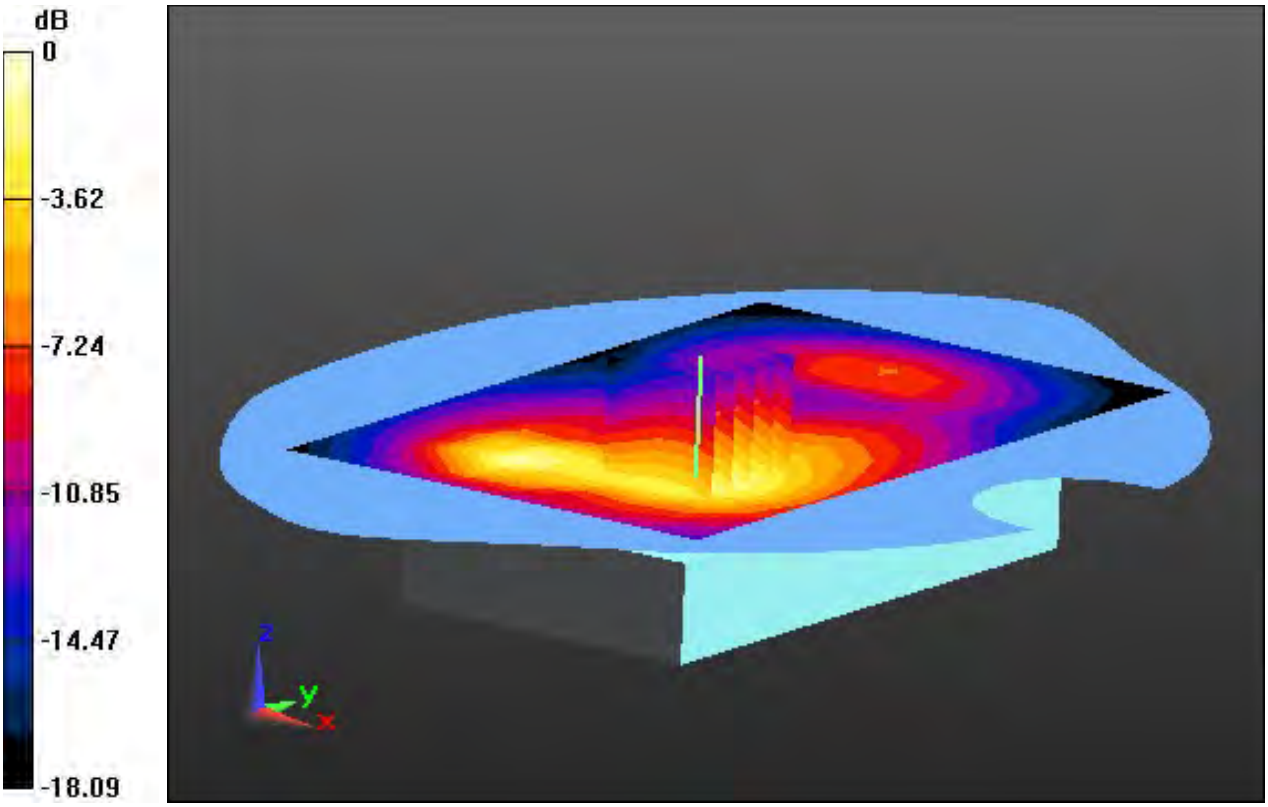

0 dB = 0.830 W/kg

DT&C Co., Ltd.

DUT: PM90G1; Type: PDA

Communication System: UID 0, LTE Band 25 (0); Frequency: 1882.5 MHz;Duty Cycle: 1:1
Medium parameters used: f = 1882.5 MHz; σ = 1.386 S/m; ε_r = 40.071; ρ = 1000 kg/m^3
Phantom section: Flat Section

DASY5 Configuration:
Probe: EX3DV4 - SN7337; ConvF(8.49, 8.49, 8.49) @ 1882.5 MHz; Calibrated: 2018-11-22
Electronics: DAE4 Sn1394
Sensor-Surface: 2mm (Mechanical Surface Detection)
Phantom: SAM_Right_20170922; Type: QD000P40CD; Serial: 1895
Measurement SW: DASY52, Version 52.10 (2); SEMCAD X Version 14.6.12 (7450)

Test Date: 2019-10-04; Ambient Temp: 21.8; Tissue Temp: 21.6

1 cm space from Body, Rear, LTE Band 25 Ch. 26365, Ant Internal

Mode : BandWidth 20 MHz, QPSK, RB Size: 1

Area Scan (9x14x1): Measurement grid: dx=15mm, dy=15mm
Zoom Scan (5x5x7)/Cube 0: Measurement grid: dx=8mm, dy=8mm, dz=5mm
Power Drift = 0.05 dB
Peak SAR (extrapolated) = 1.50 W/kg
SAR(1 g) = 0.864 W/kg; SAR(10 g) = 0.478 W/kg

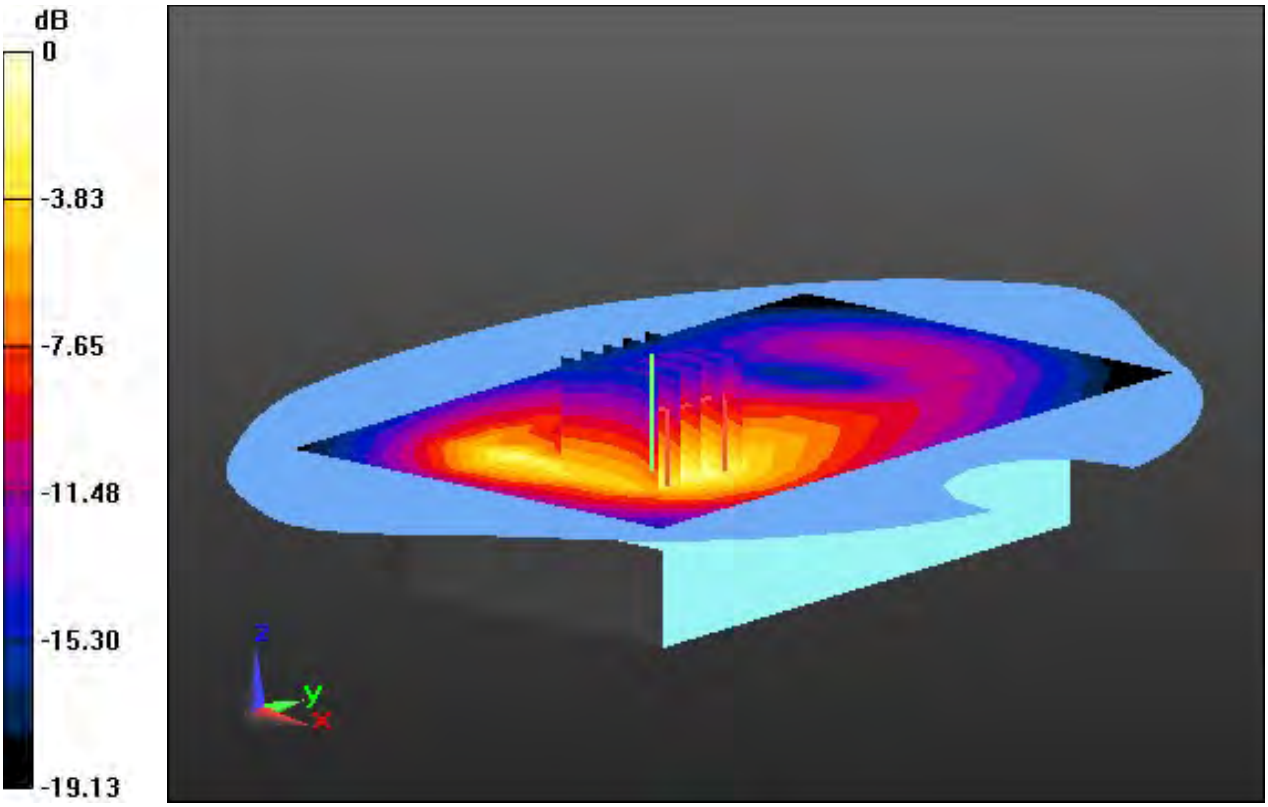

0 dB = 1.20 W/kg

DT&C Co., Ltd.

DUT: PM90G1; Type: PDA

Communication System: UID 0, LTE Band 7 (0); Frequency: 2560 MHz;Duty Cycle: 1:1
Medium parameters used: f = 2560 MHz; σ = 1.906 S/m; ε_r = 38.752; ρ = 1000 kg/m^3
Phantom section: Flat Section

DASY5 Configuration:
Probe: EX3DV4 - SN7337; ConvF(7.43, 7.43, 7.43) @ 2560 MHz; Calibrated: 2018-11-22
Electronics: DAE4 Sn1394
Sensor-Surface: 2mm (Mechanical Surface Detection)
Phantom: SAM_Right_20170922; Type: QD000P40CD; Serial: 1895
Measurement SW: DASY52, Version 52.10 (2); SEMCAD X Version 14.6.12 (7450)

Test Date: 2019-10-10; Ambient Temp: 21.8; Tissue Temp: 21.7

1 cm space from Body, Rear, LTE Band 7 Ch. 21350, Ant Internal

Mode : BandWidth 20 MHz, QPSK, RB Size: 1

Area Scan (11x17x1): Measurement grid: dx=12mm, dy=12mm
Zoom Scan (7x7x7)/Cube 0: Measurement grid: dx=5mm, dy=5mm, dz=5mm
Power Drift = -0.04 dB
Peak SAR (extrapolated) = 1.05 W/kg
SAR(1 g) = 0.534 W/kg; SAR(10 g) = 0.261 W/kg

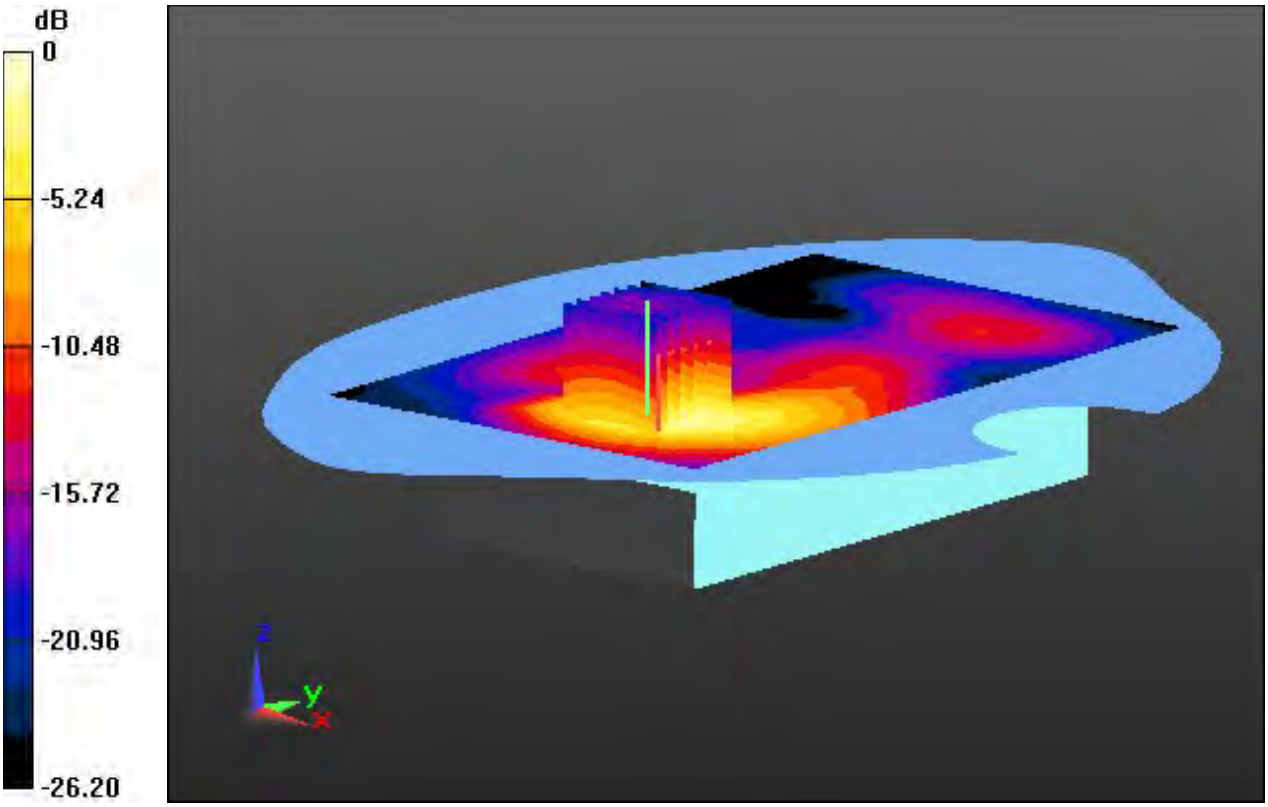

0 dB = 0.792 W/kg

DT&C Co., Ltd.

DUT: PM90G1; Type: PDA

Communication System: UID 0, LTE Band 41(TDD) (0); Frequency: 2593 MHz;Duty Cycle: 1:1.58
Medium parameters used: f = 2593 MHz; σ = 1.938 S/m; ε_r = 38.648; ρ = 1000 kg/m^3
Phantom section: Flat Section

DASY5 Configuration:
Probe: EX3DV4 - SN7337; ConvF(7.43, 7.43, 7.43) @ 2593 MHz; Calibrated: 2018-11-22
Electronics: DAE4 Sn1394
Sensor-Surface: 2mm (Mechanical Surface Detection)
Phantom: SAM_Right_20170922; Type: QD000P40CD; Serial: 1895
Measurement SW: DASY52, Version 52.10 (2); SEMCAD X Version 14.6.12 (7450)

Test Date: 2019-10-10; Ambient Temp: 21.8; Tissue Temp: 21.7

1 cm space from Body, Rear, LTE Band 41 Ch. 40620, Ant Internal

Mode : BandWidth 20 MHz, QPSK, RB Size: 1

Area Scan (11x17x1): Measurement grid: dx=12mm, dy=12mm
Zoom Scan (7x7x7)/Cube 0: Measurement grid: dx=5mm, dy=5mm, dz=5mm
Power Drift = -0.01 dB
Peak SAR (extrapolated) = 0.776 W/kg
SAR(1 g) = 0.406 W/kg; SAR(10 g) = 0.208 W/kg

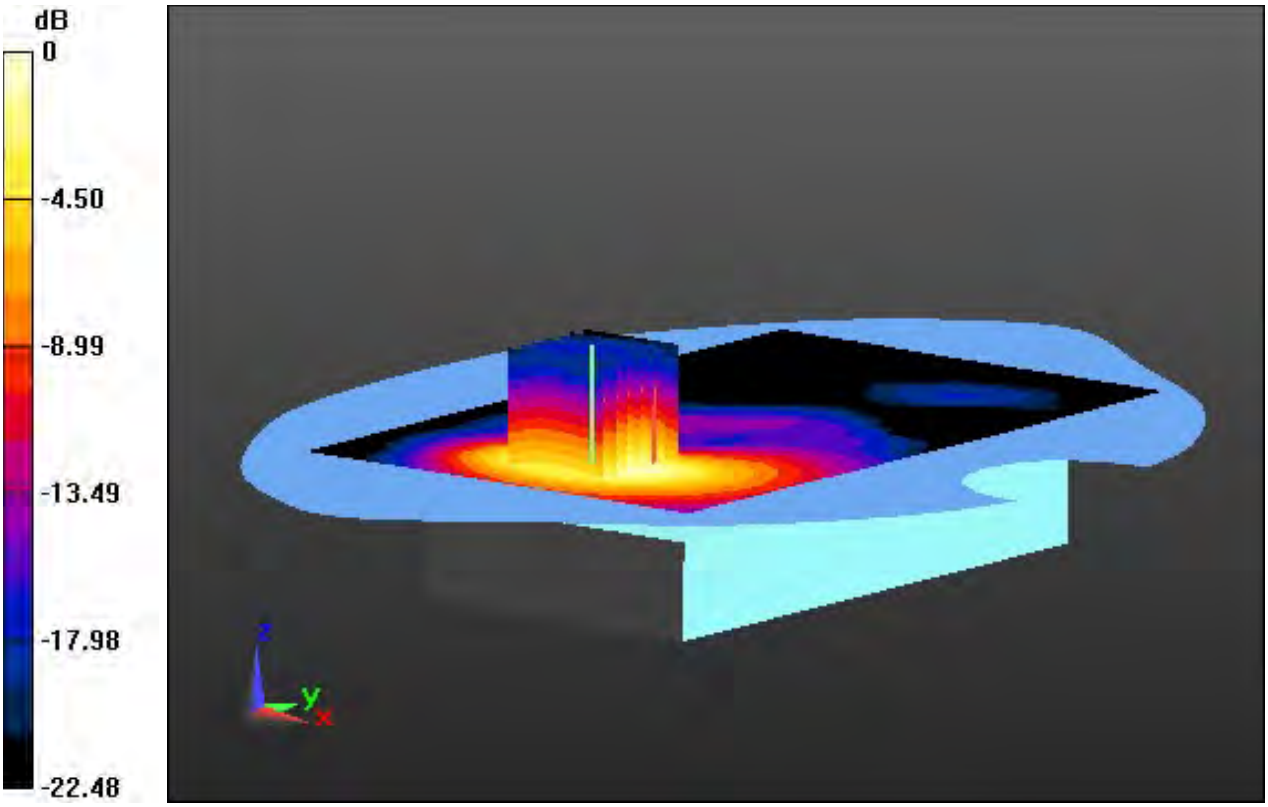

0 dB = 0.588 W/kg

DT&C Co., Ltd.

DUT: PM90G1; Type: PDA

Communication System: UID 0, W-LAN (0); Frequency: 2437 MHz;Duty Cycle: 1:1
Medium parameters used: f = 2437 MHz; σ = 1.743 S/m; ε_r = 38.673; ρ = 1000 kg/m^3
Phantom section: Flat Section

DASY5 Configuration:
Probe: EX3DV4 - SN3916; ConvF(7.66, 7.66, 7.66); Calibrated: 4/25/2019; Electronics: DAE4 Sn1392
Sensor-Surface: 2mm (Mechanical Surface Detection)
Phantom: SAM with CRP_2013_10_08_right; Type: QD000P40CD; Serial: TP:1785
Measurement SW: DASY52, Version 52.8 (8); SEMCAD X Version 14.6.10 (7331)

Test Date: 2019-08-22; Ambient Temp: 21.5; Tissue Temp: 21.7

1 cm space from Body, Left, WLAN(802.11b) Ch. 6, Ant Internal

Area Scan (7x17x1): Measurement grid: dx=12mm, dy=12mm
Zoom Scan (7x7x7)/Cube 0: Measurement grid: dx=5mm, dy=5mm, dz=5mm
Power Drift = -0.08 dB
Peak SAR (extrapolated) = 0.236 W/kg
SAR(1 g) = 0.110 W/kg; SAR(10 g) = 0.049 W/kg

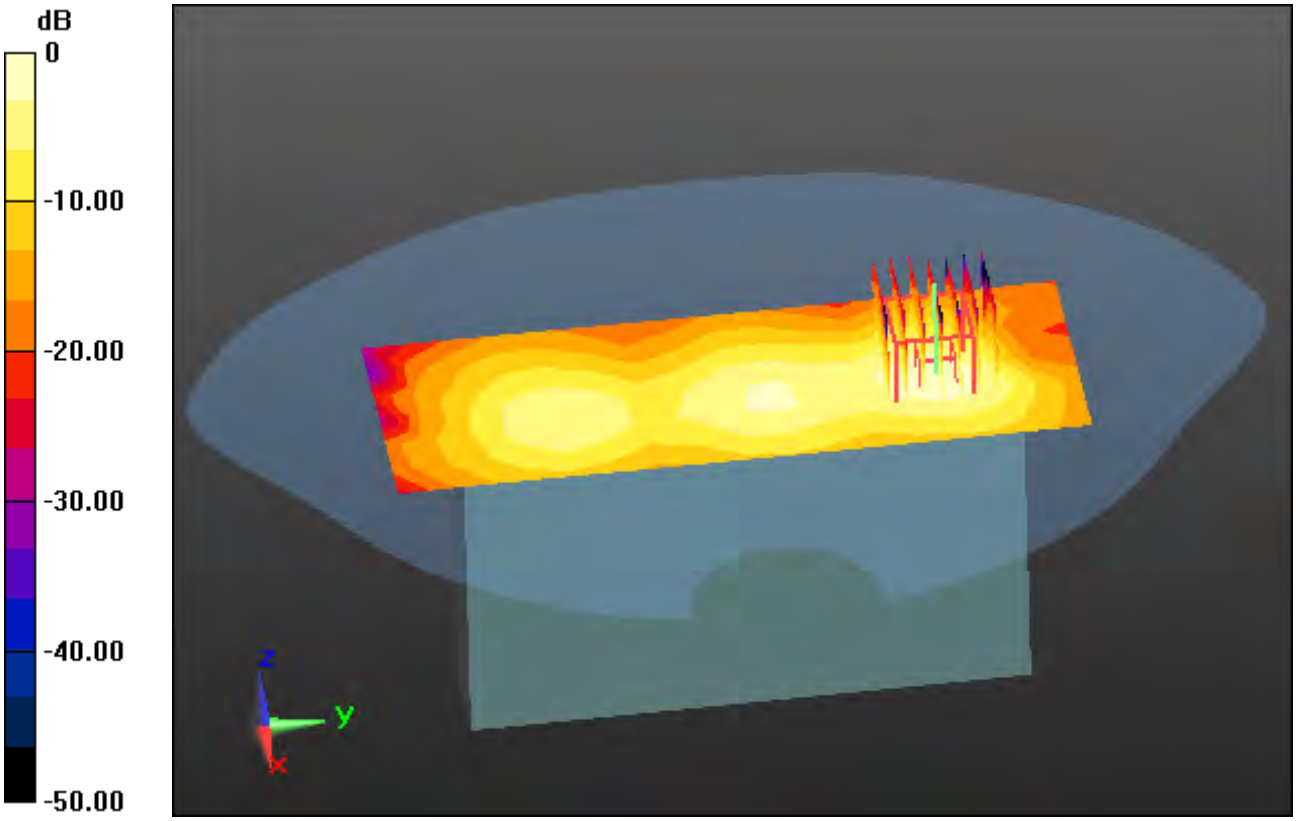

0 dB = 0.171 W/kg

DT&C Co., Ltd.

DUT: PM90G1; Type: PDA

Communication System: UID 0, W-LAN_5200 (0); Frequency: 5200 MHz;Duty Cycle: 1:1
Medium parameters used: f = 5200 MHz; σ = 4.748 S/m; ε_r = 34.731; ρ = 1000 kg/m^3
Phantom section: Flat Section

DASY5 Configuration:
Probe: EX3DV4 - SN3916; ConvF(5.14, 5.14, 5.14); Calibrated: 4/25/2019; Electronics: DAE4 Sn1392
Sensor-Surface: 1.4mm (Mechanical Surface Detection)
Phantom: SAM with CRP_2016_07_22_middle; Type: QD000P40CD; Serial: TP:1786
Measurement SW: DASY52, Version 52.8 (8); SEMCAD X Version 14.6.10 (7331)

Test Date: 2019-09-04; Ambient Temp: 20.9; Tissue Temp: 21.4

1 cm space from Body, Left, WLAN(802.11a) Ch. 40, Ant Internal

Area Scan (9x21x1): Measurement grid: dx=10mm, dy=10mm
Zoom Scan (8x8x7)/Cube 0: Measurement grid: dx=4mm, dy=4mm, dz=1.4mm, Graded Ratio:1.4
Power Drift = 0.02 dB
Peak SAR (extrapolated) = 1.90 W/kg
SAR(1 g) = 0.540 W/kg; SAR(10 g) = 0.203 W/kg

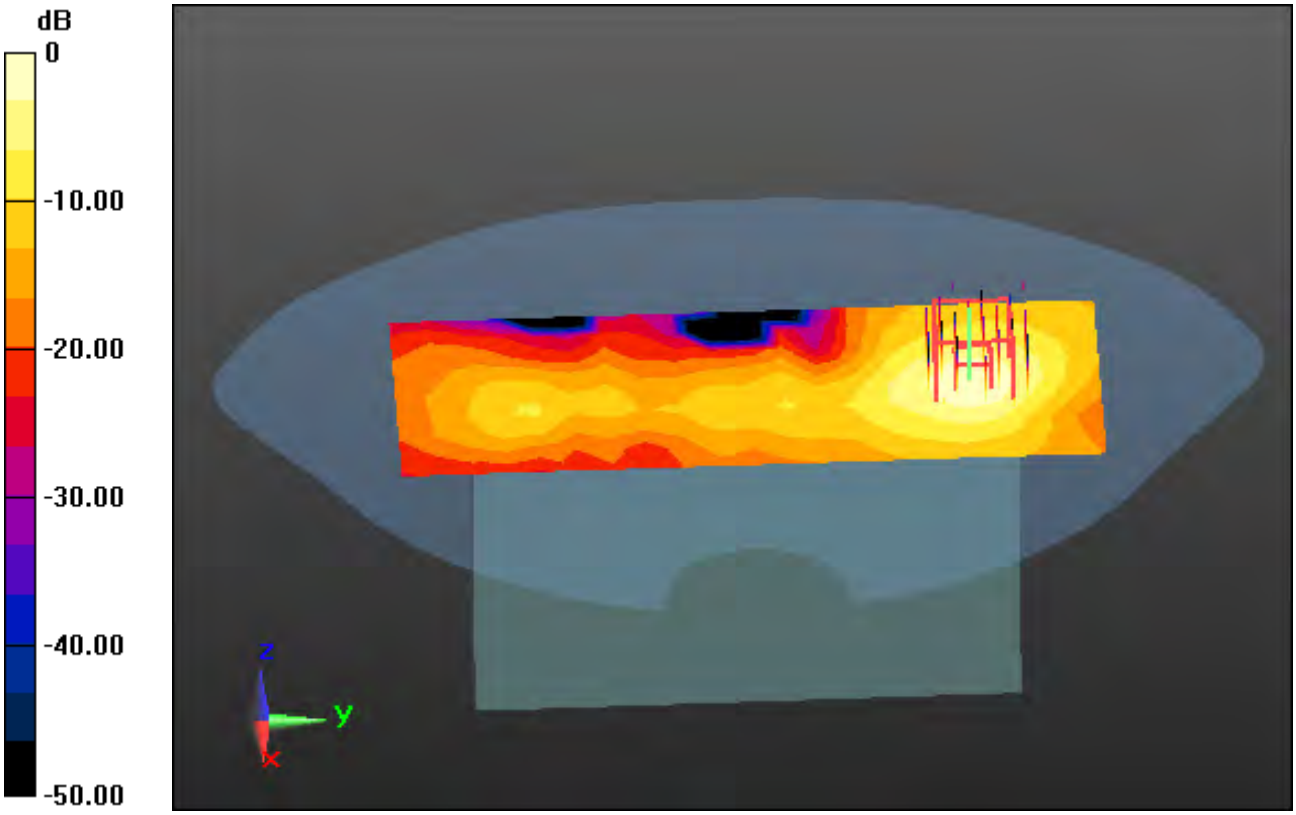

0 dB = 1.19 W/kg

DT&C Co., Ltd.

DUT: PM90G1; Type: PDA

Communication System: UID 0, W-LAN 5.8G(802.11a/n/ac) (0); Frequency: 5825 MHz;Duty Cycle: 1:1
Medium parameters used: f = 5825 MHz; σ = 5.239 S/m; ε_r = 36.418; ρ = 1000 kg/m^3
Phantom section: Flat Section

DASY5 Configuration:
Probe: EX3DV4 - SN3916; ConvF(4.82, 4.82, 4.82); Calibrated: 4/25/2019; Electronics: DAE4 Sn1392
Sensor-Surface: 1.4mm (Mechanical Surface Detection)
Phantom: SAM with CRP_2016_07_22_middle; Type: QD000P40CD; Serial: TP:1786
Measurement SW: DASY52, Version 52.8 (8); SEMCAD X Version 14.6.10 (7331)

Test Date: 2019-09-09; Ambient Temp: 21.8; Tissue Temp: 21.6

1 cm space from Body, Left, WLAN(802.11a) Ch. 165, Ant Internal

Area Scan (9x21x1): Measurement grid: dx=10mm, dy=10mm
Zoom Scan (8x8x7)/Cube 0: Measurement grid: dx=4mm, dy=4mm, dz=1.4mm, Graded Ratio:1.4
Power Drift = 0.09 dB
Peak SAR (extrapolated) = 1.62 W/kg
SAR(1 g) = 0.417 W/kg; SAR(10 g) = 0.165 W/kg

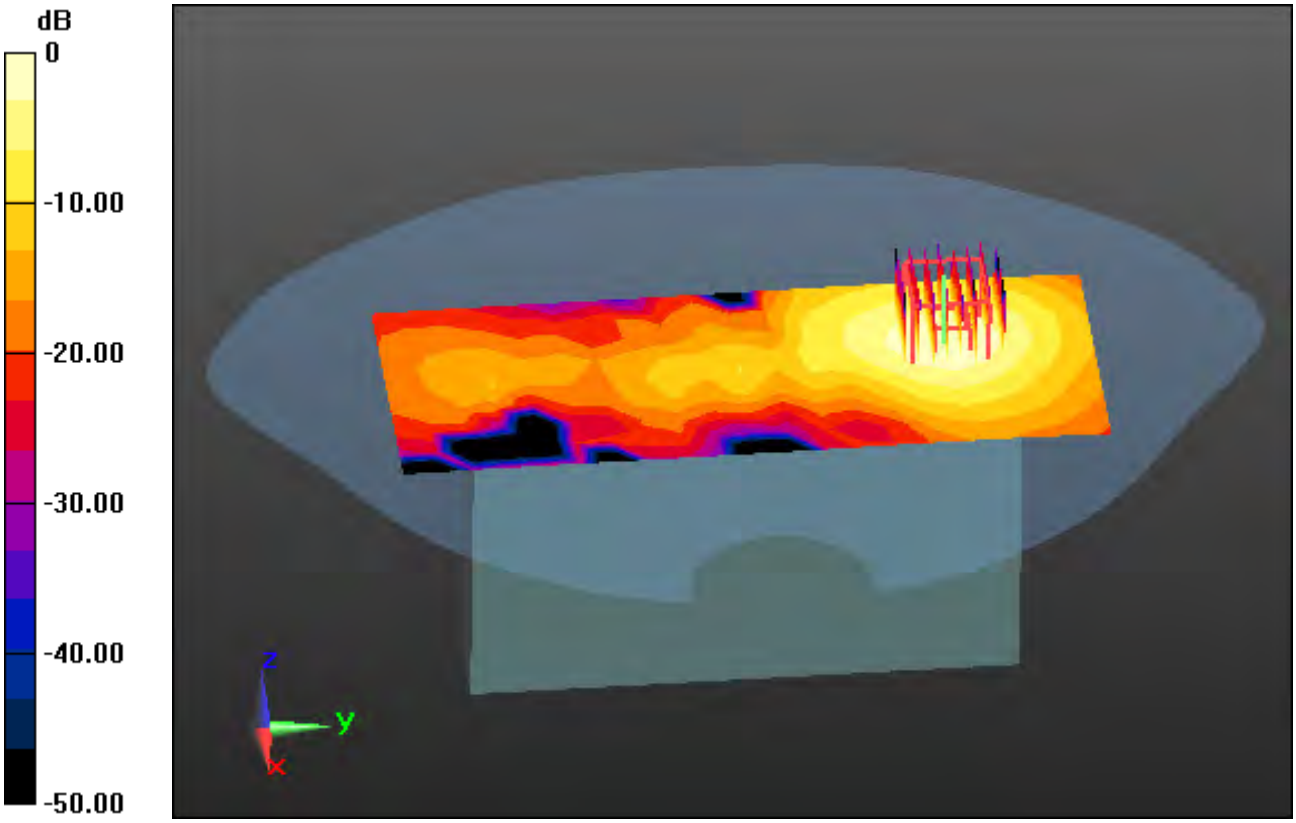

0 dB = 0.947 W/kg = -0.24 dBW/kg

DT&C Co., Ltd.

DUT: PM90G1; Type: PDA

Communication System: UID 0, Bluetooth (0); Frequency: 2441 MHz;Duty Cycle: 1:1.302
Medium parameters used: f = 2441 MHz; σ = 1.844 S/m; ε_r = 38.372; ρ = 1000 kg/m^3
Phantom section: Flat Section

DASY5 Configuration:
Probe: EX3DV4 - SN3916; ConvF(7.66, 7.66, 7.66); Calibrated: 4/25/2019; Electronics: DAE4 Sn1392
Sensor-Surface: 2mm (Mechanical Surface Detection)
Phantom: SAM with CRP_2013_10_08_right; Type: QD000P40CD; Serial: TP:1785
Measurement SW: DASY52, Version 52.8 (8); SEMCAD X Version 14.6.10 (7331)

Test Date: 2019-08-23; Ambient Temp: 20.9; Tissue Temp: 21.0

1 cm space from Body, Left, Bluetooth Ch. 39, Ant Internal

Area Scan (7x17x1): Measurement grid: dx=12mm, dy=12mm
Zoom Scan (7x7x7)/Cube 0: Measurement grid: dx=5mm, dy=5mm, dz=5mm
Power Drift = 0.02 dB
Peak SAR (extrapolated) = 0.0830 W/kg
SAR(1 g) = 0.016 W/kg; SAR(10 g) = 0.00597 W/kg

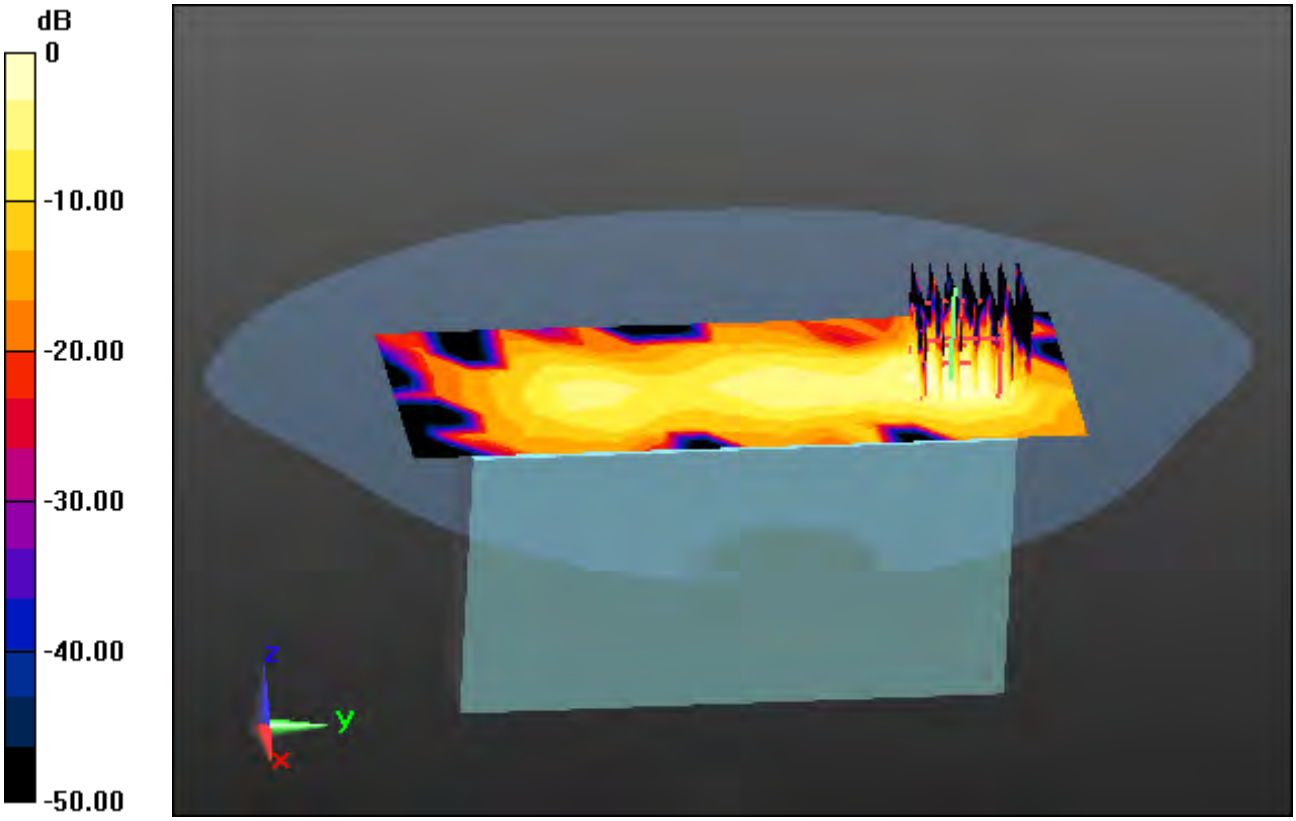

0 dB = 0.0261 W/kg

DT&C Co., Ltd.

DUT: PM90G1; Type: PDA

Communication System: UID 0, W-LAN_5300 (0); Frequency: 5300 MHz;Duty Cycle: 1:1
Medium parameters used: f = 5300 MHz; σ = 4.76 S/m; ε_r = 36.842; ρ = 1000 kg/m^3
Phantom section: Flat Section

DASY5 Configuration:
Probe: EX3DV4 - SN3916; ConvF(4.94, 4.94, 4.94); Calibrated: 4/25/2019; Electronics: DAE4 Sn1392
Sensor-Surface: 1.4mm (Mechanical Surface Detection)
Phantom: SAM with CRP_2016_07_22_middle; Type: QD000P40CD; Serial: TP:1786
Measurement SW: DASY52, Version 52.8 (8); SEMCAD X Version 14.6.10 (7331)

Test Date: 2019-09-05; Ambient Temp: 21.3; Tissue Temp: 21.6

Touch from Body, Left, WLAN(802.11a) Ch. 60, Ant Internal

Area Scan (9x21x1): Measurement grid: dx=10mm, dy=10mm
Zoom Scan (8x8x7)/Cube 0: Measurement grid: dx=4mm, dy=4mm, dz=1.4mm, Graded Ratio:1.4
Power Drift = 0.08 dB
Peak SAR (extrapolated) = 18.6 W/kg
SAR(1 g) = 3.97 W/kg; SAR(10 g) = 1.03 W/kg

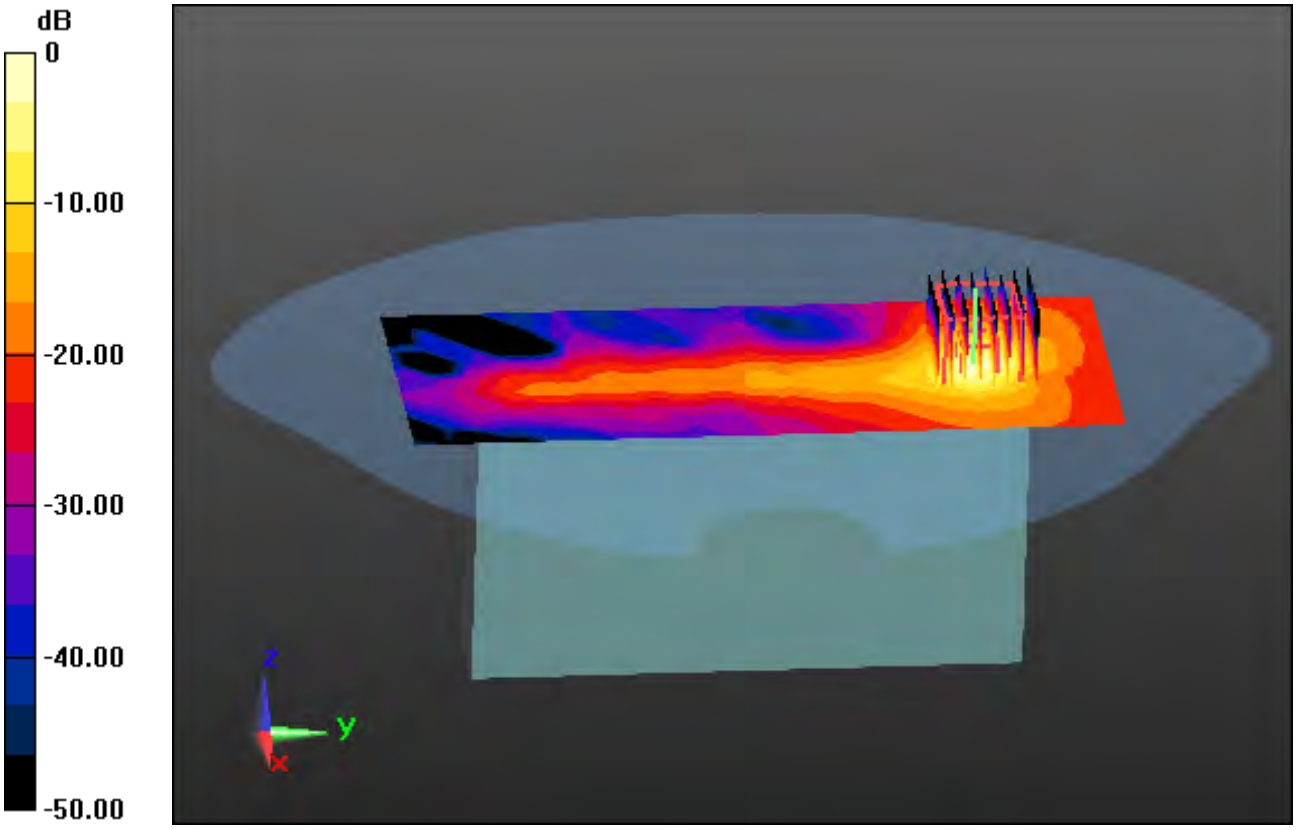

0 dB = 10.2 W/kg

DT&C Co., Ltd.

DUT: PM90G1; Type: PDA

Communication System: UID 0, W-LAN_5500 (0); Frequency: 5580 MHz;Duty Cycle: 1:1
Medium parameters used: f = 5580 MHz; σ = 5.022 S/m; ε_r = 35.092; ρ = 1000 kg/m^3
Phantom section: Flat Section

DASY5 Configuration:
Probe: EX3DV4 - SN3916; ConvF(4.75, 4.75, 4.75); Calibrated: 4/25/2019; Electronics: DAE4 Sn1392
Sensor-Surface: 1.4mm (Mechanical Surface Detection)
Phantom: SAM with CRP_2016_07_22_middle; Type: QD000P40CD; Serial: TP:1786
Measurement SW: DASY52, Version 52.8 (8); SEMCAD X Version 14.6.10 (7331)

Test Date: 2019-09-06; Ambient Temp: 20.9; Tissue Temp: 21.5

Touch from Body, Left, WLAN(802.11a) Ch. 116, Ant Internal

Area Scan (9x21x1): Measurement grid: dx=10mm, dy=10mm
Zoom Scan (8x8x7)/Cube 0: Measurement grid: dx=4mm, dy=4mm, dz=1.4mm, Graded Ratio:1.4
Power Drift = -0.00 dB
Peak SAR (extrapolated) = 17.5 W/kg
SAR(1 g) = 3.54 W/kg; SAR(10 g) = 0.906 W/kg

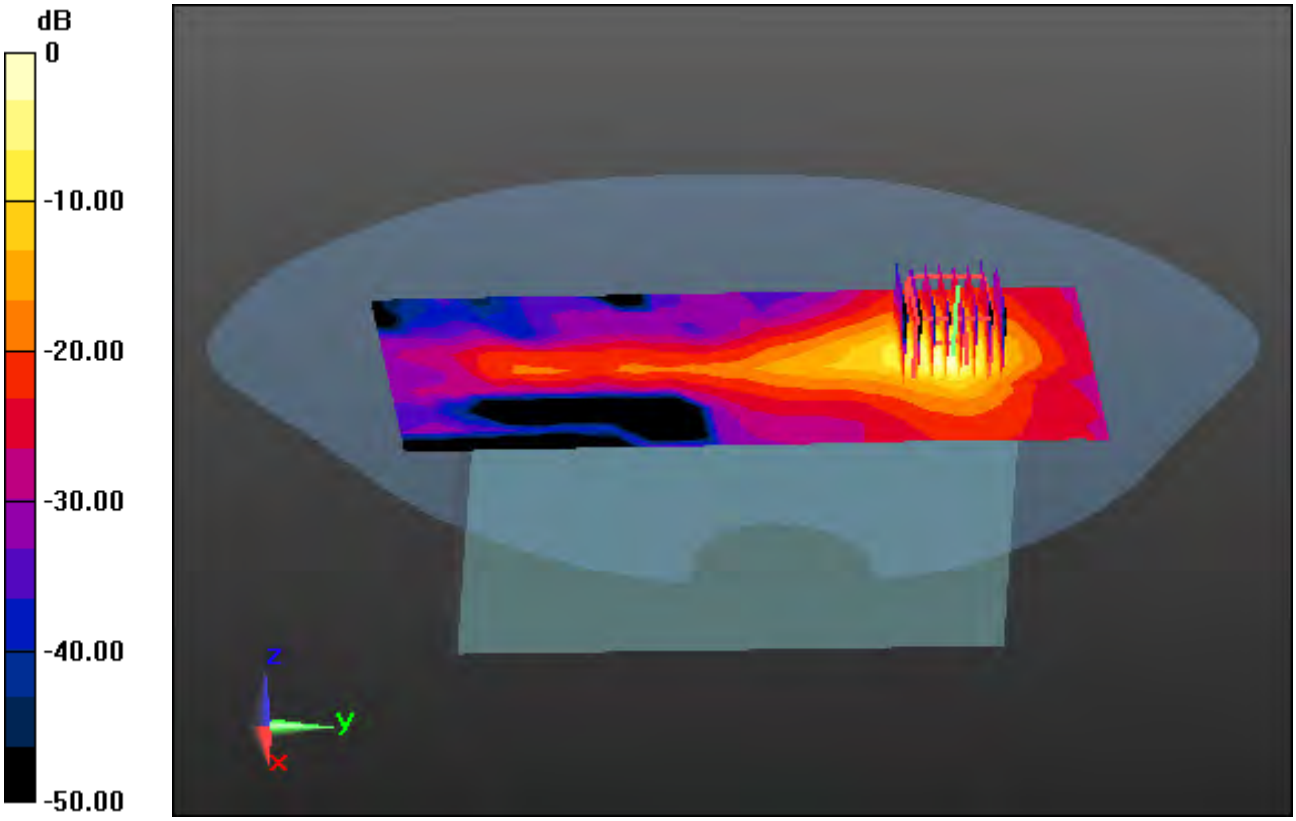

0 dB = 9.20 W/kg