SAMPLE & SPECIFICATION FOR APPROVAL

Customer: T2 Mobile (Shanghai) Limited

Model NO: PM95

CustomerP/N:PM95_BTM_ANT_HM0330-MA (BQA6AH0A15C0)

Version: V0.1

Specification Describe: PM95_BTM_ Antenna (Carrier + LDS)

Vendor P/N: HM0330-MA

Date: 2023/12/28

Sample and datasheet must be approved for 5 PCS .

No Customer appointed Material				Assign Part
	R&D		QE	Sales
Department	MD	HW	Quality and Eng.Dep.	Sale& Marketing
Checked By	LIXU	Li ShengHua	LiWeiWei	LiMin
Approved By	LIXueQin	WangJinhui	YeLing	YiQin
Final Judgment	LiLinHua	LiLinHua	LiLinHua	LiLinHua
Remark				

Suzhou HuiMi Communication Technology Co.,Ltd

Antenna Approval Sheet

Customer	T2 Mobile (Shanghai) Limited		
Customer P/N	PM95_BTM_ ANT_HM0330-MA（BQA6AH0A15C0)		
Model	PM95		
P/N	HM0330-MA		
Description	PM95_BTM_ ANTENNA (Carrier+LDS)		
Frequency	2G:GSM850/GSM900/GSM1800/GSM1900 3G:WB1/B2/B4/B5/B6/B8/B19; 4G:LTEB1/B2/B3/B4/B5/B8/B12/B13/B14/B17/B19/B20/B25/B26/B28/B66/B71 5G:N77/N78/N79		
Initial Date	2023/12/28		
Revision	A		
Author	RF Engineer	ME	Confirm
	WangJinhui	SunQua	YIQIN
Tel.	18015467688	13405120400	
Approval	R&D	PM	QE

Customer Signature

Catalog

1.Summary....4
2.Antenna Structure....4
3.Device Conditions....4
4. Test Environment....5
5. Antenna Test Results....5
5.1 Antenna Photos....5
5.2 Matching Network....6
5.3 VSWR (S11)....7
5.4 Efficiency &Peak Gain....8
5.5 Radiation Pattern....9
6. Mechanical Drawings....12
7. Dimension Report....13
8. Reliability Test Report....14
9. Packing Method....15
10 . RoHS....16
11.Shipping inspection criterion....17
12.QC Process Chart....18
13.Storage Management Method....19

1. Summary

This is the BTM antenna approval sheet.

Working band :

Main antenna:

2G:GSM850/GSM900/GSM1800/GSM1900

3G:WB1/B2/B4/B5/B6/B8/B19;

4G:LTEB1/B2/B3/B4/B5/B8/B12/B13/B14/B17/B19/B20/B25/B26/B28/B66/B71

5G:N77/N78/N79

2. Antenna Structure

Carrier + LDS

3. Device Conditions

PM95 Mobile phone

4. Test Environment

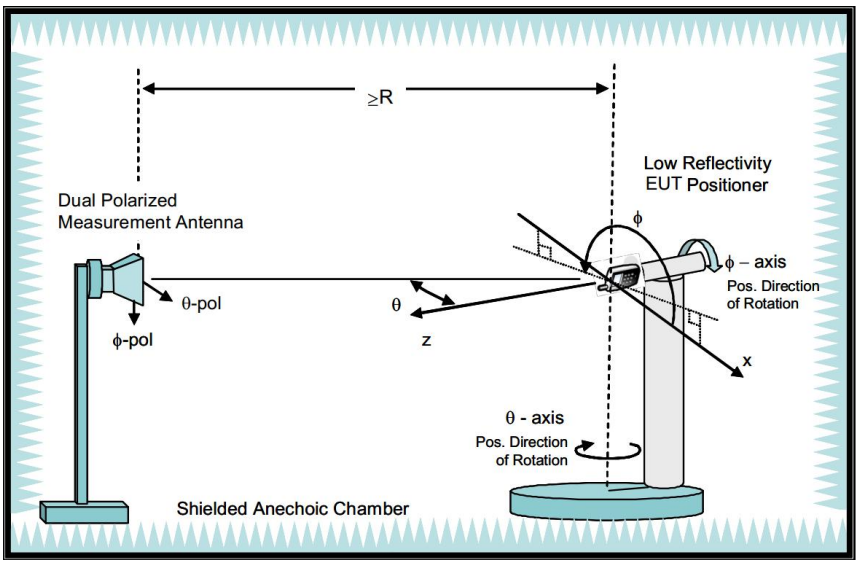

Picture 2 Test Environment photo

5. Antenna Test Results

5.1 Antenna Photos

@J?LI

Picture 3 PM95 BTM antenna photo

5.2 Matching Network

RF1	0 ohm
RF2	6.2nH
RF3	9.1nH
RF4	10nH

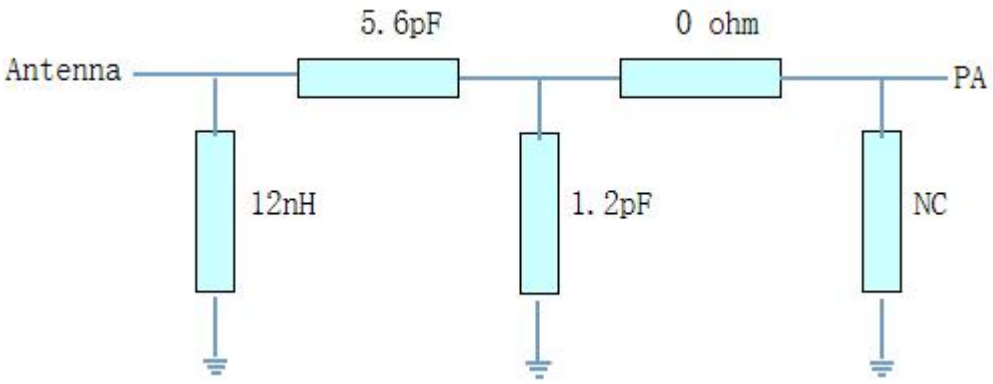

Picture 4 Matching network of Main antenna

5.3 VSWR (S11)

Frequency(MHz)	RL
617	-11.2
960	-12.3
1710	-11.5
2200	-6.8
3300	-5.2
5000	-6.1

Picture 5 VSWR of Main antenna

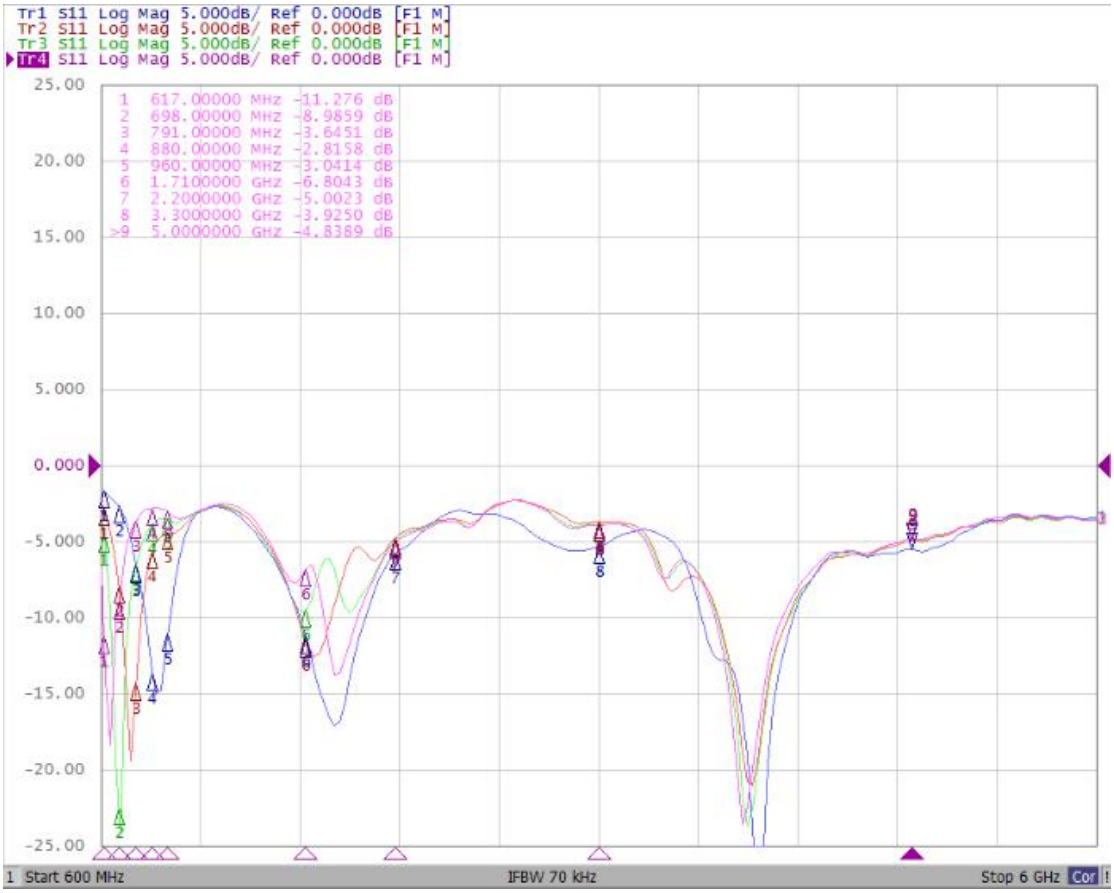

5.4 Efficiency &Peak Gain

RF1-B8+MB+UHB						RF2+RF3+RF4-B5+B20			RF2-B13			RF3-B12/B17/B28			RF4-B71		
Freq (MHz)	Effi (dB)	Gain (dBi)	Freq (MHz)	Effi (dB)	Gain (dBi)	Freq (MHz)	Effi (dB)	Gain (dBi)	Freq (MHz)	Effi (dB)	Gain (dBi)	Freq (MHz)	Effi (dB)	Gain (dBi)	Freq (MHz)	Effi (dB)	Gain (dBi)
820	-4.76	-2.24	3300	-5.17	-0.49	790	-3.93	-0.32	740	-4.13	-1.08	700	-3.39	-0.36	600	-7.67	-4.98
830	-4.43	-2.26	3350	-4.23	0.42	800	-4.57	-1.09	750	-4.12	-1.1	710	-3.17	-0.28	610	-6.92	-3.18
840	-4.71	-2.43	3400	-3.81	1.08	810	-4.98	-1.91	760	-3.86	-0.76	720	-3.08	-0.33	620	-6.26	-2.22
850	-4.83	-2.43	3450	-3.86	1.6	820	-5.54	-2.84	770	-3.37	-0.1	730	-3.51	-0.63	630	-5.8	-1.87
860	-4.36	-2.05	3500	-3.85	1.64	830	-5.56	-2.9	780	-3.64	-0.19	740	-4.41	-1.44	640	-5.45	-1.73
870	-4.41	-2.35	3550	-3.79	1.6	840	-6.27	-3.33	790	-4.05	-0.63	750	-4.58	-1.58	650	-5.22	-1.74
880	-4.91	-2.35	3600	-5.36	-0.37	850	-6.73	-3.6				760	-4.59	-1.49	660	-5.33	-1.9
890	-4.71	-1.37	3650	-5.57	-1.08	860	-6.09	-2.97				770	-4.41	-1.17	670	-4.91	-1.25
900	-5.19	-1.36	3700	-6.29	-1.66	870	-5.77	-2.94				780	-4.88	-1.54	680	-4.34	-0.62
910	-5.64	-1.51	3750	-5.85	-0.08	880	-5.83	-3.35				790	-5.44	-2.18	690	-3.71	-0.21
920	-5.64	-1.38	3800	-5.64	0.33	890	-5.56	-2.21				800	-6.48	-3.37	700	-4.01	-0.82
930	-5.95	-1.61	3850	-5.95	0.05												
940	-6.39	-2.02	3900	-6.38	-1.05												
950	-6.33	-1.98	3950	-5.63	-0.93												
960	-6.49	-2.14	4000	-4.78	-0.23												
1700	-3.05	0.08	4050	-3.29	1.08												
1720	-2.88	0.1	4100	-3.01	1.89												
1740	-2.99	-0.21	4150	-3.39	1.29												
1760	-2.02	0.85	4200	-3.93	1.25												
1780	-1.62	1.32	4250	-3.87	0.77												
1800	-1.28	1.44	4300	-3.97	1.05												
1820	-1.51	0.86	4350	-4.57	0.21												
1840	-1.34	0.78	4400	-4.64	0.47												
1860	-2.62	0.15	4450	-4.82	0.72												
1880	-2.15	1.41	4500	-5.81	-0.79												
1900	-3.26	0.71	4550	-5.8	-0.79												
1920	-2.56	1.35	4600	-5.63	-0.99												
1940	-2.74	1.22	4650	-5.35	-0.32												
1960	-2.38	1.74	4700	-5.38	-1.55												
1980	-3.08	1	4750	-5.3	-2.27												
2000	-3.07	0.72	4800	-6.34	-2.35												
2020	-4.04	-0.41	4850	-6.18	-1.95												
2040	-4.13	-0.27	4900	-5.18	-1.35												
2060	-4.3	0.06	4950	-5.29	-1.63												
2080	-4.16	0.48	5000	-5.56	-1.74												
2100	-4.17	0.34															
2120	-3.94	0.43															
2140	-4.85	-0.29															
2160	-4.73	0															
2180	-4.9	-0.23															
2200	-5.42	-0.8															

5.5 Radiation Pattern

RF1(880-960MHz)

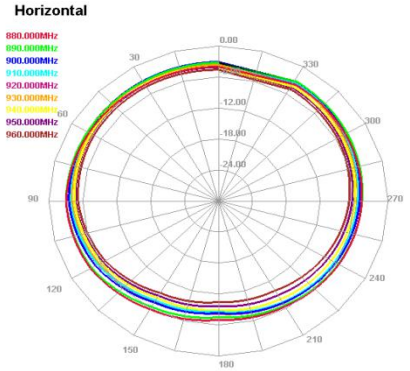

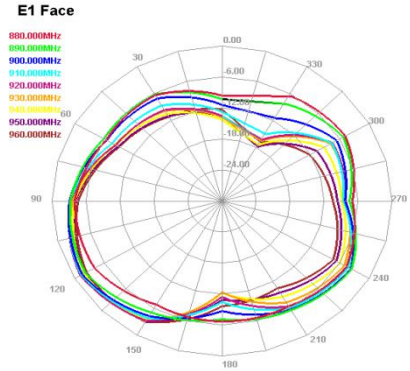

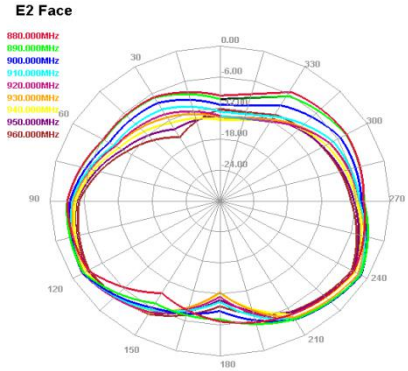

RF1(1710-2200MHz)

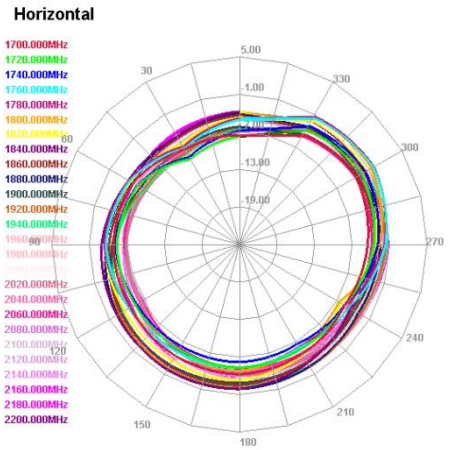

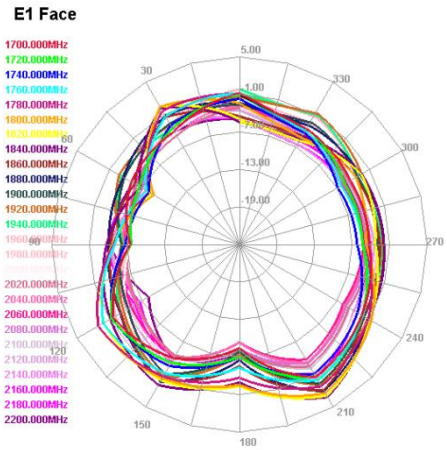

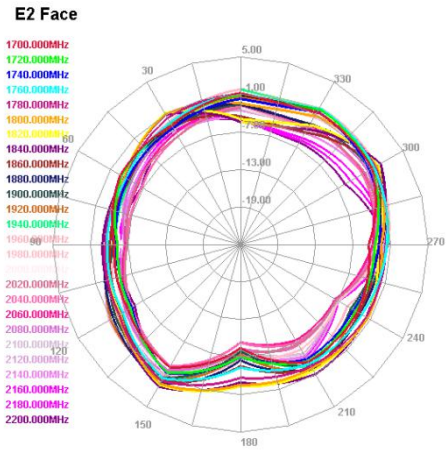

RF2(3000-5000MHz)

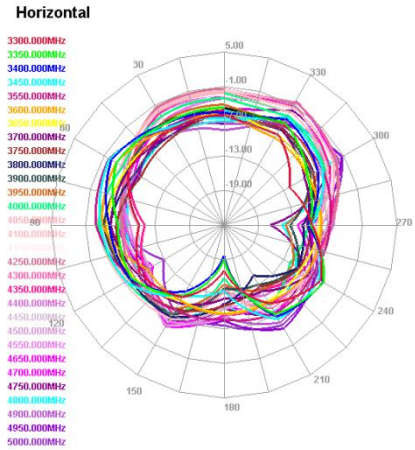

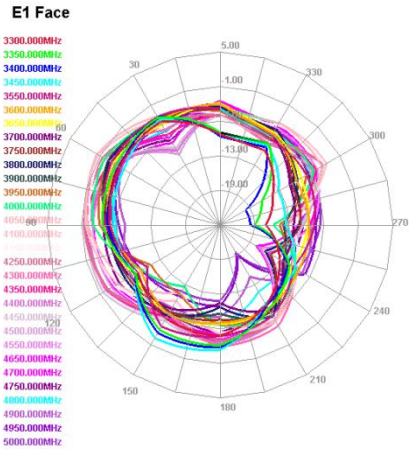

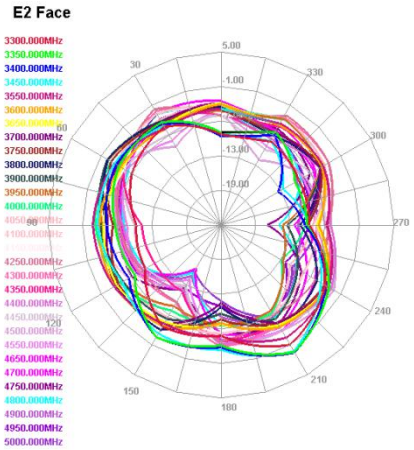

RF2(699-803MHz)

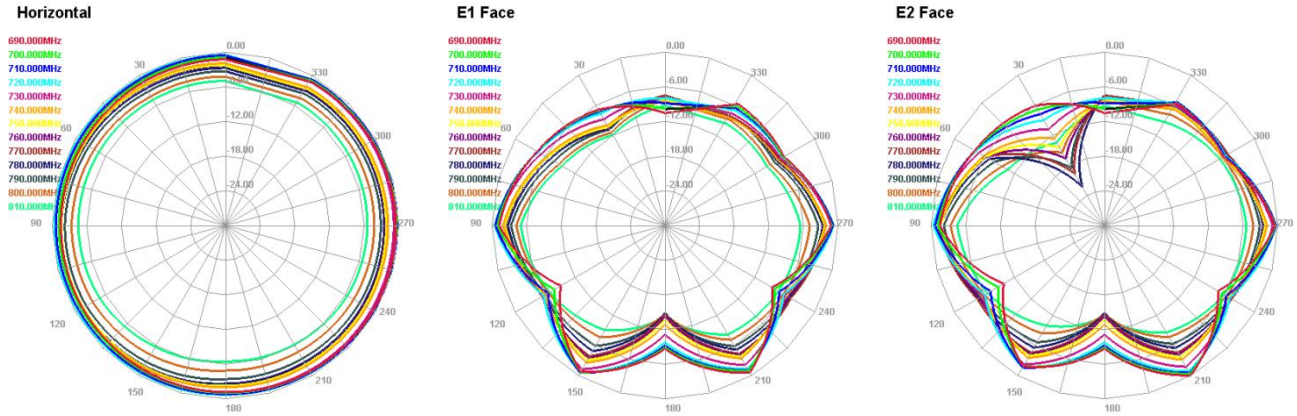

RF3(746-787MHz)

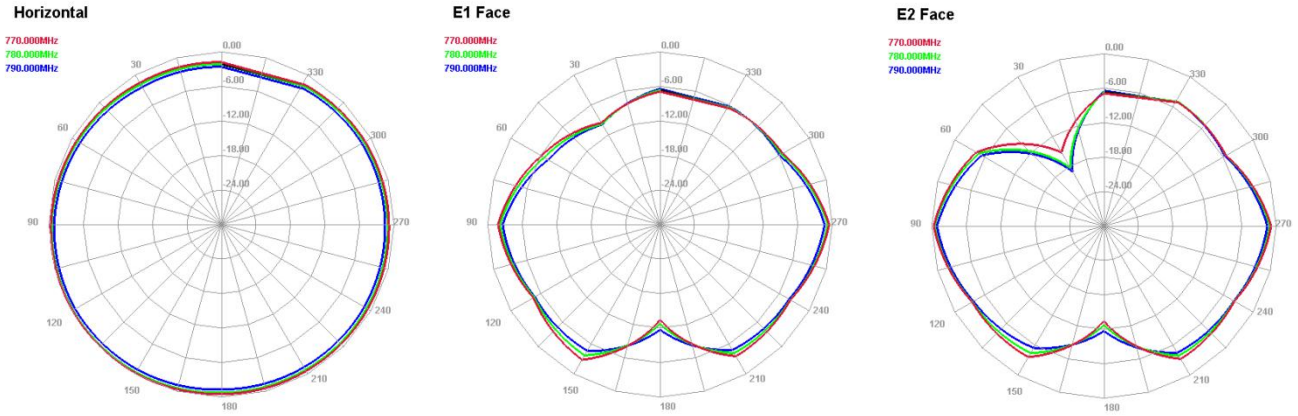

RF4(617-698MHz)

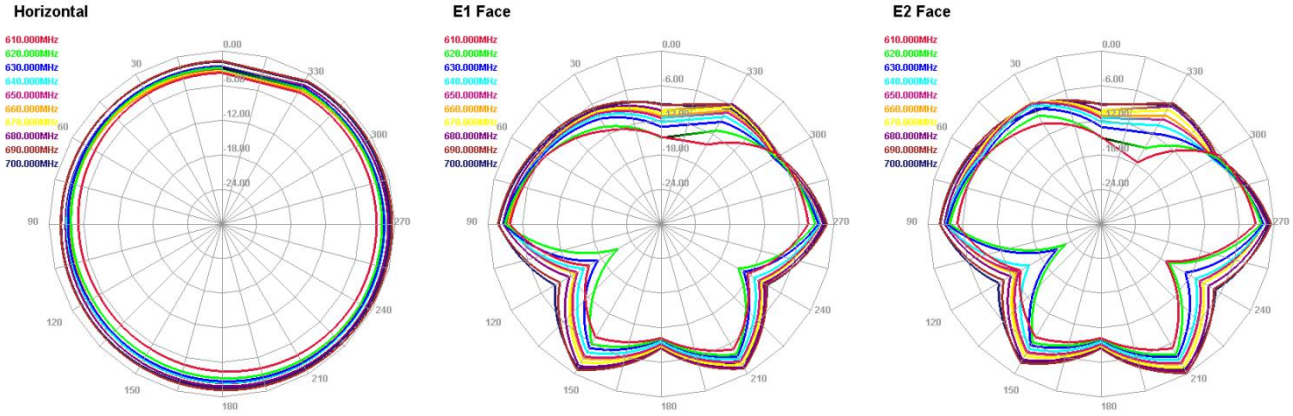

RF2+RF3+RF4(791-894MHz)

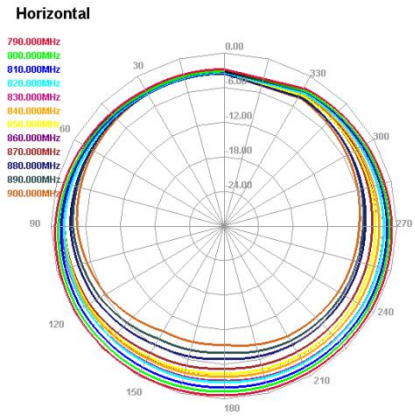

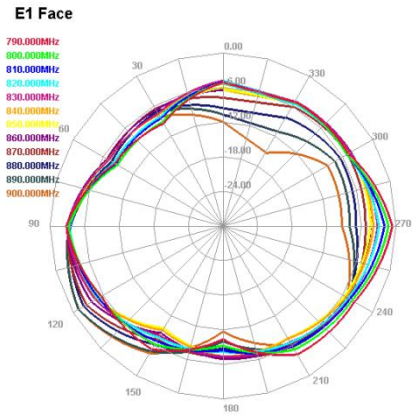

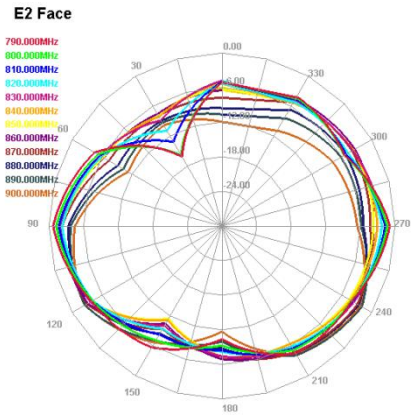

6. Mechanical Drawings

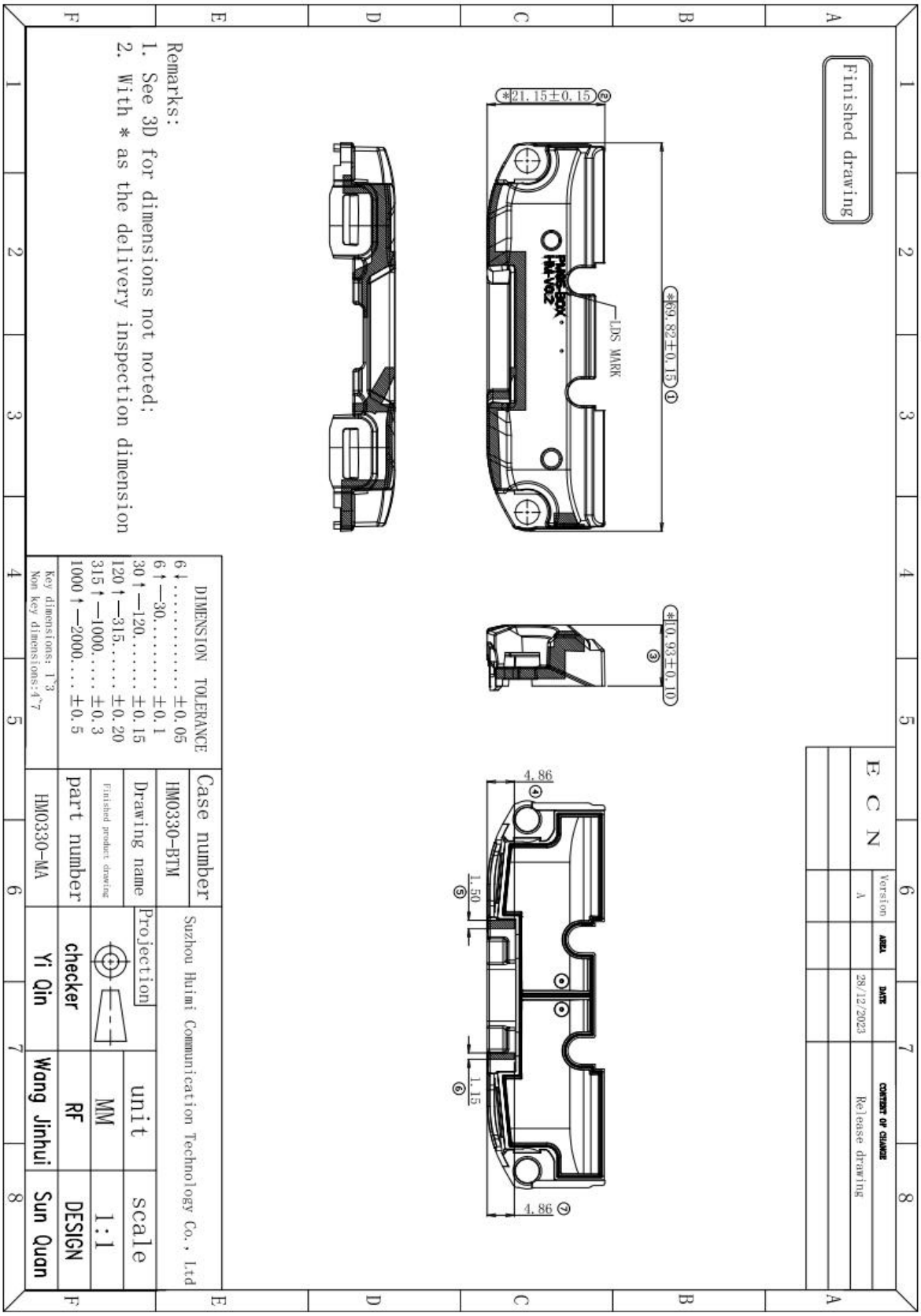

7. Dimension Report

Suzhou Huimi Communication Technology Co., Ltd
Dimensional inspection report

客户			Point Mobile			产品名称		PM95		图纸版本号		A	
我司案号			HM0330			天线名称		BOX-LDS		测量日期		2023-12-28	
序号	尺寸性质	尺寸	公差		测量工具							OK/NG	备注
			上限	下限		1	2	3	4	5			
1	★	69.82	0.15	0.15		69.75	69.73	69.79	69.80	69.79		OK	
2	★	21.15	0.15	0.15		21.13	21.10	21.16	21.12	21.15		OK	
3	★	10.93	0.10	0.10		10.99	10.93	10.95	10.96	10.95		OK	
4		4.86	0.10	0.10		4.88	4.86	4.85	4.86	4.85		OK	
5		1.50	0.10	0.10		1.52	1.50	1.49	1.50	1.52		OK	
6		1.15	0.10	0.10		1.13	1.15	1.15	1.15	1.06		OK	
7		4.86	0.10	0.10		4.85	4.86	4.85	4.83	4.87		OK	