N77(Part 27O)(PC2)

BW	MCS Index	RB Size	RB Offset	Low CH 647000	Mid CH 656000	High CH 665000
				Frequency 3705MHz	Frequency 3840MHz	Frequency 3975MHz
10M	DFT-s-OFDM QPSK	1	1	25.74	25.40	25.43

BW	MCS Index	RB Size	RB Offset	Low CH 647168	Mid CH 656000	High CH 664832
				Frequency 3707.52MHz	Frequency 3840MHz	Frequency 3972.48MHz
15M	DFT-s-OFDM QPSK	1	1	25.75	25.36	25.42

BW	MCS Index	RB Size	RB Offset	Low CH 647334	Mid CH 656000	High CH 664666
				Frequency 3710.01MHz	Frequency 3840MHz	Frequency 3969.99MHz
20M	DFT-s-OFDM QPSK	1	1	25.75	25.39	25.45

BW	MCS Index	RB Size	RB Offset	Low CH 647670	Mid CH 656000	High CH 664332
				Frequency 3715.05MHz	Frequency 3840MHz	Frequency 3964.98MHz
30M	DFT-s-OFDM QPSK	1	1	25.69	25.42	25.46

BW	MCS Index	RB Size	RB Offset	Low CH 648000	Mid CH 656000	High CH 664000
				Frequency 3720MHz	Frequency 3840MHz	Frequency 3960MHz
40M	DFT-s-OFDM QPSK	1	1	25.63	25.45	25.49

BW	MCS Index	RB Size	RB Offset	Low CH 648336	Mid CH 656000	High CH 663666
				Frequency 3725.04MHz	Frequency 3840MHz	Frequency 3954.99MHz
50M	DFT-s-OFDM QPSK	1	1	25.69	25.47	25.41

BW	MCS Index	RB Size	RB Offset	Low CH 648668	Mid CH 656000	High CH 663332
				Frequency 3730.02MHz	Frequency 3840MHz	Frequency 3949.98MHz
60M	DFT-s-OFDM QPSK	1	1	25.69	25.34	25.49

BW	MCS Index	RB Size	RB Offset	Low CH 632334	Mid CH 656000	High CH 634332
				Frequency 3485.01MHz	Frequency 3840MHz	Frequency 3514.98MHz
70M	DFT-s-OFDM QPSK	1	1	25.63	25.33	25.48

BW	MCS Index	RB Size	RB Offset	Low CH 649334	Mid CH 656000	High CH 662666
				Frequency 3740.01MHz	Frequency 3840MHz	Frequency 3939.99MHz
80M	DFT-s-OFDM QPSK	1	1	25.68	25.43	25.54

BW	MCS Index	RB Size	RB Offset	Low CH 649668	Mid CH 656000	High CH 662332
				Frequency 3745.02MHz	Frequency 3840MHz	Frequency 3934.98MHz
90M	DFT-s-OFDM QPSK	1	1	25.68	25.46	25.43

BW	MCS Index	RB Size	RB Offset	Low CH 650000	Mid CH 656000	High CH 662000
				Frequency 3750MHz	Frequency 3840MHz	Frequency 3930MHz
100M	DFT-s-OFDM Pi/2 BPSK	1	1	25.72	25.37	25.66
		1	137	25.64	25.36	25.55
		1	271	25.68	25.26	25.35
		135	0	24.97	24.68	24.87
		135	69	25.70	25.18	25.38
		135	138	25.14	24.63	24.66
		270	0	25.09	24.63	24.83
	DFT-s-OFDM QPSK	1	1	25.78	25.48	25.55
		1	137	25.50	25.30	25.42
		1	271	25.76	25.06	25.31
		135	0	24.56	24.14	24.21
		135	69	25.54	25.20	25.31
		135	138	24.56	23.99	24.28
		270	0	24.46	24.16	24.26
	DFT-s-OFDM 16QAM	1	1	24.78	24.25	24.46
	DFT-s-OFDM 64QAM	1	1	22.99	22.54	22.84
	DFT-s-OFDM 256QAM	1	1	21.80	21.44	21.62

N78(Part 27Q)(PC3)

BW	MCS Index	RB Size	RB Offset	Low CH 630334	Mid CH 633334	High CH 636332
				Frequency 3455.01MHz	Frequency 3500.01MHz	Frequency 3544.98MHz
10M	DFT-s-OFDM QPSK	1	1	23.26	23.25	23.12

BW	MCS Index	RB Size	RB Offset	Low CH 630500	Mid CH 633334	High CH 636166
				Frequency 3457.5MHz	Frequency 3500.01MHz	Frequency 3542.49MHz
15M	DFT-s-OFDM QPSK	1	1	23.12	23.20	23.14

BW	MCS Index	RB Size	RB Offset	Low CH 630668	Mid CH 633334	High CH 636000
				Frequency 3460.02MHz	Frequency 3500.01MHz	Frequency 3540MHz
20M	DFT-s-OFDM QPSK	1	1	23.19	23.14	23.15

BW	MCS Index	RB Size	RB Offset	Low CH 631000	Mid CH 633334	High CH 635666
				Frequency 3465MHz	Frequency 3500.01MHz	Frequency 3534.99MHz
30M	DFT-s-OFDM QPSK	1	1	23.24	23.12	23.19

BW	MCS Index	RB Size	RB Offset	Low CH 631334	Mid CH 633334	High CH 635332
				Frequency 3470.01MHz	Frequency 3500.01MHz	Frequency 3529.98MHz
40M	DFT-s-OFDM QPSK	1	1	23.26	23.15	23.16

BW	MCS Index	RB Size	RB Offset	Low CH 631668	Mid CH 633334	High CH 635000
				Frequency 3475.02MHz	Frequency 3500.01MHz	Frequency 3525MHz
50M	DFT-s-OFDM QPSK	1	1	23.19	23.26	23.17

BW	MCS Index	RB Size	RB Offset	Low CH 632000	Mid CH 633334	High CH 634666
				Frequency 3480MHz	Frequency 3500.01MHz	Frequency 3519.99MHz
60M	DFT-s-OFDM QPSK	1	1	23.19	23.20	23.18

BW	MCS Index	RB Size	RB Offset	Low CH 632334	Mid CH 633334	High CH 634332
				Frequency 3485.01MHz	Frequency 3500.01MHz	Frequency 3514.98MHz
70M	DFT-s-OFDM QPSK	1	1	23.22	23.13	23.14

BW	MCS Index	RB Size	RB Offset	Low CH 632668	Mid CH 633334	High CH 634000
				Frequency 3490.02MHz	Frequency 3500.01MHz	Frequency 3510MHz
80M	DFT-s-OFDM QPSK	1	1	23.23	23.26	23.20

BW	MCS Index	RB Size	RB Offset	Low CH 633000	Mid CH 633334	High CH 633666
				Frequency 3495MHz	Frequency 3500.01MHz	Frequency 3504.99MHz
90M	DFT-s-OFDM QPSK	1	1	23.19	23.15	23.21

BW	MCS Index	RB Size	RB Offset	/	Mid CH 633334	/
				/	Frequency 3500.01MHz	/
100M	DFT-s-OFDM Pi/2 BPSK	1	1	/	23.24	/
		1	137	/	23.21	/
		1	271	/	23.04	/
		135	0	/	22.97	/
		135	69	/	23.08	/
		135	138	/	22.96	/
		270	0	/	23.10	/
	DFT-s-OFDM QPSK	1	1	/	23.27	/
		1	137	/	23.23	/
		1	271	/	23.10	/
		135	0	/	22.96	/
		135	69	/	23.04	/
		135	138	/	23.08	/
		270	0	/	23.10	/
	DFT-s-OFDM 16QAM	1	1	/	22.96	/
	DFT-s-OFDM 64QAM	1	1	/	22.35	/
	DFT-s-OFDM 256QAM	1	1	/	21.56	/

N78(Part 27Q)(PC2)

BW	MCS Index	RB Size	RB Offset	Low CH 630334	Mid CH 633334	High CH 636332
				Frequency 3455.01MHz	Frequency 3500.01MHz	Frequency 3544.98MHz
10M	DFT-s-OFDM QPSK	1	1	25.70	25.66	25.70

BW	MCS Index	RB Size	RB Offset	Low CH 630500	Mid CH 633334	High CH 636166
				Frequency 3457.5MHz	Frequency 3500.01MHz	Frequency 3542.49MHz
15M	DFT-s-OFDM QPSK	1	1	25.62	25.60	25.64

BW	MCS Index	RB Size	RB Offset	Low CH 630668	Mid CH 633334	High CH 636000
				Frequency 3460.02MHz	Frequency 3500.01MHz	Frequency 3540MHz
20M	DFT-s-OFDM QPSK	1	1	25.71	25.71	25.69

BW	MCS Index	RB Size	RB Offset	Low CH 631000	Mid CH 633334	High CH 635666
				Frequency 3465MHz	Frequency 3500.01MHz	Frequency 3534.99MHz
30M	DFT-s-OFDM QPSK	1	1	25.68	25.62	25.61

BW	MCS Index	RB Size	RB Offset	Low CH 631334	Mid CH 633334	High CH 635332
				Frequency 3470.01MHz	Frequency 3500.01MHz	Frequency 3529.98MHz
40M	DFT-s-OFDM QPSK	1	1	25.66	25.70	25.65

BW	MCS Index	RB Size	RB Offset	Low CH 631668	Mid CH 633334	High CH 635000
				Frequency 3475.02MHz	Frequency 3500.01MHz	Frequency 3525MHz
50M	DFT-s-OFDM QPSK	1	1	25.59	25.65	25.63

BW	MCS Index	RB Size	RB Offset	Low CH 632000	Mid CH 633334	High CH 634666
				Frequency 3480MHz	Frequency 3500.01MHz	Frequency 3519.99MHz
60M	DFT-s-OFDM QPSK	1	1	25.70	25.71	25.67

BW	MCS Index	RB Size	RB Offset	Low CH 632334	Mid CH 633334	High CH 634332
				Frequency 3485.01MHz	Frequency 3500.01MHz	Frequency 3514.98MHz
70M	DFT-s-OFDM QPSK	1	1	25.64	25.68	25.71

BW	MCS Index	RB Size	RB Offset	Low CH 632668	Mid CH 633334	High CH 634000
				Frequency 3490.02MHz	Frequency 3500.01MHz	Frequency 3510MHz
80M	DFT-s-OFDM QPSK	1	1	25.67	25.62	25.63

BW	MCS Index	RB Size	RB Offset	Low CH 633000	Mid CH 633334	High CH 633666
				Frequency 3495MHz	Frequency 3500.01MHz	Frequency 3504.99MHz
90M	DFT-s-OFDM QPSK	1	1	25.62	25.66	25.60

BW	MCS Index	RB Size	RB Offset	/	Mid CH 633334	/
				/	Frequency 3500.01MHz	/
100M	DFT-s-OFDM Pi/2 BPSK	1	1	/	25.61	/
		1	137	/	25.60	/
		1	271	/	25.42	/
		135	0	/	24.44	/
		135	69	/	25.52	/
		135	138	/	24.47	/
		270	0	/	24.36	/
	DFT-s-OFDM QPSK	1	1	/	25.74	/
		1	137	/	25.63	/
		1	271	/	25.57	/
		135	0	/	25.00	/
		135	69	/	25.56	/
		135	138	/	24.95	/
		270	0	/	25.05	/
	DFT-s-OFDM 16QAM	1	1	/	24.37	/
	DFT-s-OFDM 64QAM	1	1	/	22.65	/
	DFT-s-OFDM 256QAM	1	1	/	21.63	/

EIRP/ERP
N2

CHANNEL BANDWIDTH: 5MHz QPSK

Channel	Frequency (MHz)	Conducted Power (dBm)	G_T-L_C (dB)	EIRP (dBm)	EIRP (mW)	Limit (W)
370500	1852.5	23.5	1.41	24.91	309.74	2
376000	1880	23.3	1.41	24.71	295.8	2
381500	1907.5	23.43	1.41	24.84	304.79	2

CHANNEL BANDWIDTH: 10MHz QPSK

Channel	Frequency (MHz)	Conducted Power (dBm)	G_T-L_C (dB)	EIRP (dBm)	EIRP (mW)	Limit (W)
371000	1855	23.51	1.41	24.92	310.46	2
376000	1880	23.31	1.41	24.72	296.48	2
381000	1905	23.38	1.41	24.79	301.3	2

CHANNEL BANDWIDTH: 15MHz QPSK

Channel	Frequency (MHz)	Conducted Power (dBm)	G_T-L_C (dB)	EIRP (dBm)	EIRP (mW)	Limit (W)
371500	1857.5	23.53	1.41	24.94	311.89	2
376000	1880	23.34	1.41	24.75	298.54	2
380500	1902.5	23.41	1.41	24.82	303.39	2

CHANNEL BANDWIDTH: 20MHz Pi/2 BPSK

Channel	Frequency (MHz)	Conducted Power (dBm)	G_T-L_C (dB)	EIRP (dBm)	EIRP (mW)	Limit (W)
372000	1860	23.65	1.41	25.06	320.63	2
376000	1880	23.58	1.41	24.99	315.5	2
380000	1900	23.54	1.41	24.95	312.61	2

CHANNEL BANDWIDTH: 20MHz QPSK

Channel	Frequency (MHz)	Conducted Power (dBm)	G_T-L_C (dB)	EIRP (dBm)	EIRP (mW)	Limit (W)
372000	1860	23.69	1.41	25.1	323.59	2
376000	1880	23.53	1.41	24.94	311.89	2
380000	1900	23.55	1.41	24.96	313.33	2

CHANNEL BANDWIDTH: 20MHz 16QAM

Channel	Frequency (MHz)	Conducted Power (dBm)	G_T-L_C (dB)	EIRP (dBm)	EIRP (mW)	Limit (W)
372000	1860	22.74	1.41	24.15	260.02	2
376000	1880	22.7	1.41	24.11	257.63	2
380000	1900	22.74	1.41	24.15	260.02	2

CHANNEL BANDWIDTH: 20MHz 64QAM

Channel	Frequency (MHz)	Conducted Power (dBm)	G_T-L_C (dB)	EIRP (dBm)	EIRP (mW)	Limit (W)
372000	1860	21.14	1.41	22.55	179.89	2
376000	1880	21.16	1.41	22.57	180.72	2
380000	1900	21.13	1.41	22.54	179.47	2

CHANNEL BANDWIDTH: 20MHz 256QAM

Channel	Frequency (MHz)	Conducted Power (dBm)	G_T-L_C (dB)	EIRP (dBm)	EIRP (mW)	Limit (W)
372000	1860	19.25	1.41	20.66	116.41	2
376000	1880	19.09	1.41	20.5	112.2	2
380000	1900	19.14	1.41	20.55	113.5	2

N5

CHANNEL BANDWIDTH: 5MHz QPSK

Channel	Frequency (MHz)	Conducted Power (dBm)	G_T-L_C (dB)	ERP (dBm)	ERP (mW)	Limit (W)
165300	826.5	23.39	-2.9	18.34	68.23	7
167300	836.5	23.38	-2.9	18.33	68.08	7
169300	846.5	23.33	-2.9	18.28	67.3	7

CHANNEL BANDWIDTH: 10MHz QPSK

Channel	Frequency (MHz)	Conducted Power (dBm)	G_T-L_C (dB)	ERP (dBm)	ERP (mW)	Limit (W)
165800	829	23.45	-2.9	18.4	69.18	7
167300	836.5	23.44	-2.9	18.39	69.02	7
168800	844	23.36	-2.9	18.31	67.76	7

CHANNEL BANDWIDTH: 15MHz QPSK

Channel	Frequency (MHz)	Conducted Power (dBm)	G_T-L_C (dB)	ERP (dBm)	ERP (mW)	Limit (W)
166300	831.5	23.44	-2.9	18.39	69.02	7
167300	836.5	23.41	-2.9	18.36	68.55	7
168300	841.5	23.3	-2.9	18.25	66.83	7

CHANNEL BANDWIDTH: 20MHz Pi/2 BPSK

Channel	Frequency (MHz)	Conducted Power (dBm)	G_T-L_C (dB)	ERP (dBm)	ERP (mW)	Limit (W)
166800	834	23.43	-2.9	18.38	68.87	7
167300	836.5	23.41	-2.9	18.36	68.55	7
167800	839	23.31	-2.9	18.26	66.99	7

CHANNEL BANDWIDTH: 20MHz QPSK

Channel	Frequency (MHz)	Conducted Power (dBm)	G_T-L_C (dB)	ERP (dBm)	ERP (mW)	Limit (W)
166800	834	23.53	-2.9	18.48	70.47	7
167300	836.5	23.46	-2.9	18.41	69.34	7
167800	839	23.39	-2.9	18.34	68.23	7

CHANNEL BANDWIDTH: 20MHz 16QAM

Channel	Frequency (MHz)	Conducted Power (dBm)	G_T-L_C (dB)	ERP (dBm)	ERP (mW)	Limit (W)
166800	834	22.69	-2.9	17.64	58.08	7
167300	836.5	22.59	-2.9	17.54	56.75	7
167800	839	22.58	-2.9	17.53	56.62	7

CHANNEL BANDWIDTH: 20MHz 64QAM

Channel	Frequency (MHz)	Conducted Power (dBm)	G_T-L_C (dB)	ERP (dBm)	ERP (mW)	Limit (W)
166800	834	21.12	-2.9	16.07	40.46	7
167300	836.5	21	-2.9	15.95	39.36	7
167800	839	20.98	-2.9	15.93	39.17	7

CHANNEL BANDWIDTH: 20MHz 256QAM

Channel	Frequency (MHz)	Conducted Power (dBm)	G_T-L_C (dB)	ERP (dBm)	ERP (mW)	Limit (W)
166800	834	19.14	-2.9	14.09	25.64	7
167300	836.5	19.01	-2.9	13.96	24.89	7
167800	839	19	-2.9	13.95	24.83	7

REMARKS: ERP Output Power (dBm) = ERP (dBm) -2.15(dB).

N7

CHANNEL BANDWIDTH: 5MHz QPSK

Channel	Frequency (MHz)	Conducted Power (dBm)	G_T-L_C (dB)	EIRP (dBm)	EIRP (mW)	Limit (W)
501500	2502.5	23.33	-1.7	21.63	145.55	2
507000	2535	23.21	-1.7	21.51	141.58	2
512500	2567.5	23.36	-1.7	21.66	146.55	2

CHANNEL BANDWIDTH: 10MHz QPSK

Channel	Frequency (MHz)	Conducted Power (dBm)	G_T-L_C (dB)	EIRP (dBm)	EIRP (mW)	Limit (W)
501000	2505	23.23	-1.7	21.53	142.23	2
507000	2535	23.24	-1.7	21.54	142.56	2
513000	2565	23.36	-1.7	21.66	146.55	2

CHANNEL BANDWIDTH: 15MHz QPSK

Channel	Frequency (MHz)	Conducted Power (dBm)	G_T-L_C (dB)	EIRP (dBm)	EIRP (mW)	Limit (W)
501500	2507.5	23.35	-1.7	21.65	146.22	2
507000	2535	23.25	-1.7	21.55	142.89	2
512500	2562.5	23.41	-1.7	21.71	148.25	2

CHANNEL BANDWIDTH: 20MHz QPSK

Channel	Frequency (MHz)	Conducted Power (dBm)	G_T-L_C (dB)	EIRP (dBm)	EIRP (mW)	Limit (W)
502000	2510	23.4	-1.7	21.7	147.91	2
507000	2535	23.29	-1.7	21.59	144.21	2
512000	2560	23.52	-1.7	21.82	152.05	2

CHANNEL BANDWIDTH: 25MHz QPSK

Channel	Frequency (MHz)	Conducted Power (dBm)	G_T-L_C (dB)	EIRP (dBm)	EIRP (mW)	Limit (W)
502500	2512.5	23.49	-1.7	21.79	151.01	2
507000	2535	23.35	-1.7	21.65	146.22	2
511500	2557.5	23.59	-1.7	21.89	154.53	2

CHANNEL BANDWIDTH: 30MHz QPSK

Channel	Frequency (MHz)	Conducted Power (dBm)	G_T-L_C (dB)	EIRP (dBm)	EIRP (mW)	Limit (W)
503000	2515	23.41	-1.7	21.71	148.25	2
507000	2535	23.25	-1.7	21.55	142.89	2
511000	2555	23.58	-1.7	21.88	154.17	2

CHANNEL BANDWIDTH: 40MHz Pi/2 BPSK

Channel	Frequency (MHz)	Conducted Power (dBm)	G_T-L_C (dB)	EIRP (dBm)	EIRP (mW)	Limit (W)
504000	2520	23.43	-1.7	21.73	148.94	2
507000	2535	23.22	-1.7	21.52	141.91	2
510000	2550	23.47	-1.7	21.77	150.31	2

CHANNEL BANDWIDTH: 40MHz QPSK

Channel	Frequency (MHz)	Conducted Power (dBm)	G_T-L_C (dB)	EIRP (dBm)	EIRP (mW)	Limit (W)
504000	2520	23.43	-1.7	21.73	148.94	2
507000	2535	23.35	-1.7	21.65	146.22	2
510000	2550	23.55	-1.7	21.85	153.11	2

CHANNEL BANDWIDTH: 40MHz 16QAM

Channel	Frequency (MHz)	Conducted Power (dBm)	G_T-L_C (dB)	EIRP (dBm)	EIRP (mW)	Limit (W)
504000	2520	22.44	-1.7	20.74	118.58	2
507000	2535	22.26	-1.7	20.56	113.76	2
510000	2550	22.47	-1.7	20.77	119.4	2

CHANNEL BANDWIDTH: 40MHz 64QAM

Channel	Frequency (MHz)	Conducted Power (dBm)	G_T-L_C (dB)	EIRP (dBm)	EIRP (mW)	Limit (W)
504000	2520	21.13	-1.7	19.43	87.7	2
507000	2535	20.95	-1.7	19.25	84.14	2
510000	2550	21.03	-1.7	19.33	85.7	2

CHANNEL BANDWIDTH: 40MHz 256QAM

Channel	Frequency (MHz)	Conducted Power (dBm)	G_T-L_C (dB)	EIRP (dBm)	EIRP (mW)	Limit (W)
504000	2520	19.39	-1.7	17.69	58.75	2
507000	2535	19.34	-1.7	17.64	58.08	2
510000	2550	19.46	-1.7	17.76	59.7	2

REMARKS: ERP Output Power (dBm) = EIRP (dBm) -2.15(dB).

N12

CHANNEL BANDWIDTH: 5MHz QPSK

Channel	Frequency (MHz)	Conducted Power (dBm)	G_T-L_C (dB)	ERP (dBm)	ERP (mW)	Limit (W)
140300	701.5	23.01	-0.28	20.58	114.29	3
141500	707.5	22.98	-0.28	20.55	113.5	3
142700	713.5	23.06	-0.28	20.63	115.61	3

CHANNEL BANDWIDTH: 10MHz QPSK

Channel	Frequency (MHz)	Conducted Power (dBm)	G_T-L_C (dB)	ERP (dBm)	ERP (mW)	Limit (W)
140800	704	23.03	-0.28	20.6	114.82	3
141500	707.5	22.93	-0.28	20.5	112.2	3
142200	711	22.94	-0.28	20.51	112.46	3

CHANNEL BANDWIDTH: 15MHz Pi/2 BPSK

Channel	Frequency (MHz)	Conducted Power (dBm)	G_T-L_C (dB)	ERP (dBm)	ERP (mW)	Limit (W)
141300	706.5	23.13	-0.28	20.7	117.49	3
141500	707.5	23.08	-0.28	20.65	116.14	3
141700	708.5	23.09	-0.28	20.66	116.41	3

CHANNEL BANDWIDTH: 15MHz QPSK

Channel	Frequency (MHz)	Conducted Power (dBm)	G_T-L_C (dB)	ERP (dBm)	ERP (mW)	Limit (W)
141300	706.5	23.14	-0.28	20.71	117.76	3
141500	707.5	23.05	-0.28	20.62	115.35	3
141700	708.5	23.05	-0.28	20.62	115.35	3

CHANNEL BANDWIDTH: 15MHz 16QAM

Channel	Frequency (MHz)	Conducted Power (dBm)	G_T-L_C (dB)	ERP (dBm)	ERP (mW)	Limit (W)
141300	706.5	22.21	-0.28	19.78	95.06	3
141500	707.5	22.21	-0.28	19.78	95.06	3
141700	708.5	22.14	-0.28	19.71	93.54	3

CHANNEL BANDWIDTH: 15MHz 64QAM

Channel	Frequency (MHz)	Conducted Power (dBm)	G_T-L_C (dB)	ERP (dBm)	ERP (mW)	Limit (W)
141300	706.5	20.66	-0.28	18.23	66.53	3
141500	707.5	20.65	-0.28	18.22	66.37	3
141700	708.5	20.68	-0.28	18.25	66.83	3

CHANNEL BANDWIDTH: 15MHz 256QAM

Channel	Frequency (MHz)	Conducted Power (dBm)	G_T-L_C (dB)	ERP (dBm)	ERP (mW)	Limit (W)
141300	706.5	18.79	-0.28	16.36	43.25	3
141500	707.5	18.73	-0.28	16.3	42.66	3
141700	708.5	18.68	-0.28	16.25	42.17	3

REMARKS: ERP Output Power (dBm) = EIRP (dBm) -2.15(dB).

N25

CHANNEL BANDWIDTH: 5MHz QPSK

Channel	Frequency (MHz)	Conducted Power (dBm)	G_T-L_C (dB)	EIRP (dBm)	EIRP (mW)	Limit (W)
370500	1852.5	23.06	1.41	24.47	279.9	2
376500	1882.5	22.94	1.41	24.35	272.27	2
382500	1912.5	23.07	1.41	24.48	280.54	2

CHANNEL BANDWIDTH: 10MHz QPSK

Channel	Frequency (MHz)	Conducted Power (dBm)	G_T-L_C (dB)	EIRP (dBm)	EIRP (mW)	Limit (W)
371000	1855	23.1	1.41	24.51	282.49	2
376500	1882.5	22.82	1.41	24.23	264.85	2
382000	1910	23	1.41	24.41	276.06	2

CHANNEL BANDWIDTH: 15MHz QPSK

Channel	Frequency (MHz)	Conducted Power (dBm)	G_T-L_C (dB)	EIRP (dBm)	EIRP (mW)	Limit (W)
371500	1857.5	23.05	1.41	24.46	279.25	2
376500	1882.5	22.82	1.41	24.23	264.85	2
381500	1907.5	23.04	1.41	24.45	278.61	2

CHANNEL BANDWIDTH: 20MHz QPSK

Channel	Frequency (MHz)	Conducted Power (dBm)	G_T-L_C (dB)	EIRP (dBm)	EIRP (mW)	Limit (W)
372000	1860	23.05	1.41	24.46	279.25	2
376500	1882.5	22.86	1.41	24.27	267.3	2
381000	1905	22.98	1.41	24.39	274.79	2

CHANNEL BANDWIDTH: 25MHz QPSK

Channel	Frequency (MHz)	Conducted Power (dBm)	G_T-L_C (dB)	EIRP (dBm)	EIRP (mW)	Limit (W)
372500	1862.5	23.13	1.41	24.54	284.45	2
376500	1882.5	22.83	1.41	24.24	265.46	2
380500	1902.5	23.11	1.41	24.52	283.14	2

CHANNEL BANDWIDTH: 30MHz QPSK

Channel	Frequency (MHz)	Conducted Power (dBm)	G_T-L_C (dB)	EIRP (dBm)	EIRP (mW)	Limit (W)
373000	1865	23.23	1.41	24.64	291.07	2
376500	1882.5	23.01	1.41	24.42	276.69	2
380000	1900	23.04	1.41	24.45	278.61	2

CHANNEL BANDWIDTH: 40MHz Pi/2 BPSK

Channel	Frequency (MHz)	Conducted Power (dBm)	G_T-L_C (dB)	EIRP (dBm)	EIRP (mW)	Limit (W)
374000	1870	23.2	1.41	24.61	289.07	2
376500	1882.5	23.2	1.41	24.61	289.07	2
379000	1895	23.27	1.41	24.68	293.76	2

CHANNEL BANDWIDTH: 40MHz QPSK

Channel	Frequency (MHz)	Conducted Power (dBm)	G_T-L_C (dB)	EIRP (dBm)	EIRP (mW)	Limit (W)
374000	1870	23.3	1.41	24.71	295.8	2
376500	1882.5	23.01	1.41	24.42	276.69	2
379000	1895	23.11	1.41	24.52	283.14	2

CHANNEL BANDWIDTH: 40MHz 16QAM

Channel	Frequency (MHz)	Conducted Power (dBm)	G_T-L_C (dB)	EIRP (dBm)	EIRP (mW)	Limit (W)
374000	1870	23.05	1.41	24.46	279.25	2
376500	1882.5	23.22	1.41	24.63	290.4	2
379000	1895	23.32	1.41	24.73	297.17	2

CHANNEL BANDWIDTH: 40MHz 64QAM

Channel	Frequency (MHz)	Conducted Power (dBm)	G_T-L_C (dB)	EIRP (dBm)	EIRP (mW)	Limit (W)
374000	1870	20.83	1.41	22.24	167.49	2
376500	1882.5	20.71	1.41	22.12	162.93	2
379000	1895	20.77	1.41	22.18	165.2	2

CHANNEL BANDWIDTH: 40MHz 256QAM

Channel	Frequency (MHz)	Conducted Power (dBm)	G_T-L_C (dB)	EIRP (dBm)	EIRP (mW)	Limit (W)
374000	1870	18.86	1.41	20.27	106.41	2
376500	1882.5	18.82	1.41	20.23	105.44	2
379000	1895	18.8	1.41	20.21	104.95	2

N26

CHANNEL BANDWIDTH: 5MHz QPSK

Channel	Frequency (MHz)	Conducted Power (dBm)	G_T-L_C (dB)	ERP (dBm)	ERP (mW)	Limit (W)
165300	826.5	23.07	-2.24	18.68	73.79	7
167300	836.5	23.13	-2.24	18.74	74.82	7
169300	846.5	23.19	-2.24	18.8	75.86	7

CHANNEL BANDWIDTH: 10MHz QPSK

Channel	Frequency (MHz)	Conducted Power (dBm)	G_T-L_C (dB)	ERP (dBm)	ERP (mW)	Limit (W)
165800	829	23.16	-2.24	18.77	75.34	7
167300	836.5	23.1	-2.24	18.71	74.3	7
168800	844	23.11	-2.24	18.72	74.47	7

CHANNEL BANDWIDTH: 15MHz QPSK

Channel	Frequency (MHz)	Conducted Power (dBm)	G_T-L_C (dB)	ERP (dBm)	ERP (mW)	Limit (W)
166300	831.5	23.05	-2.24	18.66	73.45	7
167300	836.5	23	-2.24	18.61	72.61	7
168300	841.5	23.21	-2.24	18.82	76.21	7

CHANNEL BANDWIDTH: 20MHz Pi/2 BPSK

Channel	Frequency (MHz)	Conducted Power (dBm)	G_T-L_C (dB)	ERP (dBm)	ERP (mW)	Limit (W)
166800	834	23.07	-2.24	18.68	73.79	7
167300	836.5	23.1	-2.24	18.71	74.3	7
167800	839	23.14	-2.24	18.75	74.99	7

CHANNEL BANDWIDTH: 20MHz QPSK

Channel	Frequency (MHz)	Conducted Power (dBm)	G_T-L_C (dB)	ERP (dBm)	ERP (mW)	Limit (W)
166800	834	23.17	-2.24	18.78	75.51	7
167300	836.5	23.15	-2.24	18.76	75.16	7
167800	839	23.22	-2.24	18.83	76.38	7

CHANNEL BANDWIDTH: 20MHz 16QAM

Channel	Frequency (MHz)	Conducted Power (dBm)	G_T-L_C (dB)	ERP (dBm)	ERP (mW)	Limit (W)
166800	834	22.29	-2.24	17.9	61.66	7
167300	836.5	22.22	-2.24	17.83	60.67	7
167800	839	22.33	-2.24	17.94	62.23	7

CHANNEL BANDWIDTH: 20MHz 64QAM

Channel	Frequency (MHz)	Conducted Power (dBm)	G_T-L_C (dB)	ERP (dBm)	ERP (mW)	Limit (W)
166800	834	20.72	-2.24	16.33	42.95	7
167300	836.5	20.73	-2.24	16.34	43.05	7
167800	839	20.79	-2.24	16.4	43.65	7

CHANNEL BANDWIDTH: 20MHz 256QAM

Channel	Frequency (MHz)	Conducted Power (dBm)	G_T-L_C (dB)	ERP (dBm)	ERP (mW)	Limit (W)
166800	834	18.68	-2.24	14.29	26.85	7
167300	836.5	18.64	-2.24	14.25	26.61	7
167800	839	18.75	-2.24	14.36	27.29	7

REMARKS: ERP Output Power (dBm) = EIRP (dBm) -2.15(dB).

N38

CHANNEL BANDWIDTH: 10MHz QPSK

Channel	Frequency (MHz)	Conducted Power (dBm)	G_T-L_C (dB)	EIRP (dBm)	EIRP (mW)	Limit (W)
515000	2575	22.85	-2.48	20.37	108.89	2
519000	2595	22.94	-2.48	20.46	111.17	2
523000	2615	22.99	-2.48	20.51	112.46	2

CHANNEL BANDWIDTH: 15MHz QPSK

Channel	Frequency (MHz)	Conducted Power (dBm)	G_T-L_C (dB)	EIRP (dBm)	EIRP (mW)	Limit (W)
515500	2577.5	22.91	-2.48	20.43	110.41	2
519000	2595	22.85	-2.48	20.37	108.89	2
522500	2612.5	23.02	-2.48	20.54	113.24	2

CHANNEL BANDWIDTH: 20MHz QPSK

Channel	Frequency (MHz)	Conducted Power (dBm)	G_T-L_C (dB)	EIRP (dBm)	EIRP (mW)	Limit (W)
516000	2580	22.92	-2.48	20.44	110.66	2
519000	2595	22.9	-2.48	20.42	110.15	2
522000	2610	23.11	-2.48	20.63	115.61	2

CHANNEL BANDWIDTH: 30MHz QPSK

Channel	Frequency (MHz)	Conducted Power (dBm)	G_T-L_C (dB)	EIRP (dBm)	EIRP (mW)	Limit (W)
517000	2585	22.98	-2.48	20.5	112.2	2
519000	2595	22.87	-2.48	20.39	109.4	2
521000	2605	22.99	-2.48	20.51	112.46	2

CHANNEL BANDWIDTH: 40MHz Pi/2 BPSK

Channel	Frequency (MHz)	Conducted Power (dBm)	G_T-L_C (dB)	EIRP (dBm)	EIRP (mW)	Limit (W)
518000	2590	22.95	-2.48	20.47	111.43	2
519000	2595	22.88	-2.48	20.4	109.65	2
520000	2600	23.03	-2.48	20.55	113.5	2

CHANNEL BANDWIDTH: 40MHz QPSK

Channel	Frequency (MHz)	Conducted Power (dBm)	G_T-L_C (dB)	EIRP (dBm)	EIRP (mW)	Limit (W)
518000	2590	23	-2.48	20.52	112.72	2
519000	2595	22.98	-2.48	20.5	112.2	2
520000	2600	23.13	-2.48	20.65	116.14	2

CHANNEL BANDWIDTH: 40MHz 16QAM

Channel	Frequency (MHz)	Conducted Power (dBm)	G_T-L_C (dB)	EIRP (dBm)	EIRP (mW)	Limit (W)
518000	2590	22.01	-2.48	19.53	89.74	2
519000	2595	21.94	-2.48	19.46	88.31	2
520000	2600	22	-2.48	19.52	89.54	2

CHANNEL BANDWIDTH: 40MHz 64QAM

Channel	Frequency (MHz)	Conducted Power (dBm)	G_T-L_C (dB)	EIRP (dBm)	EIRP (mW)	Limit (W)
518000	2590	20.5	-2.48	18.02	63.39	2
519000	2595	20.41	-2.48	17.93	62.09	2
520000	2600	20.49	-2.48	18.01	63.24	2

CHANNEL BANDWIDTH: 40MHz 256QAM

Channel	Frequency (MHz)	Conducted Power (dBm)	G_T-L_C (dB)	EIRP (dBm)	EIRP (mW)	Limit (W)
518000	2590	18.43	-2.48	15.95	39.36	2
519000	2595	18.38	-2.48	15.9	38.9	2
520000	2600	18.56	-2.48	16.08	40.55	2

REMARKS: ERP Output Power (dBm) = EIRP (dBm) -2.15(dB).

N41 (PC3)

CHANNEL BANDWIDTH: 10MHz QPSK

Channel	Frequency (MHz)	Conducted Power (dBm)	G_T-L_C (dB)	EIRP (dBm)	EIRP (mW)	Limit (W)
500202	2501.01	23.23	3.65	26.88	487.53	2
518598	2592.99	23.21	3.65	26.86	485.29	2
537000	2685	23.37	3.65	27.02	503.5	2

CHANNEL BANDWIDTH: 15MHz QPSK

Channel	Frequency (MHz)	Conducted Power (dBm)	G_T-L_C (dB)	EIRP (dBm)	EIRP (mW)	Limit (W)
500700	2503.5	23.24	3.65	26.89	488.65	2
518598	2592.99	23.31	3.65	26.96	496.59	2
536496	2682.48	23.42	3.65	27.07	509.33	2

CHANNEL BANDWIDTH: 20MHz QPSK

Channel	Frequency (MHz)	Conducted Power (dBm)	G_T-L_C (dB)	EIRP (dBm)	EIRP (mW)	Limit (W)
501204	2506.02	23.28	3.65	26.93	493.17	2
518598	2592.99	23.33	3.65	26.98	498.88	2
535998	2679.99	23.39	3.65	27.04	505.82	2

CHANNEL BANDWIDTH: 30MHz QPSK

Channel	Frequency (MHz)	Conducted Power (dBm)	G_T-L_C (dB)	EIRP (dBm)	EIRP (mW)	Limit (W)
502200	2511	23.2	3.65	26.85	484.17	2
518598	2592.99	23.21	3.65	26.86	485.29	2
534996	2674.98	23.3	3.65	26.95	495.45	2

CHANNEL BANDWIDTH: 40MHz QPSK

Channel	Frequency (MHz)	Conducted Power (dBm)	G_T-L_C (dB)	EIRP (dBm)	EIRP (mW)	Limit (W)
503202	2516.01	23.23	3.65	26.88	487.53	2
518598	2592.99	23.22	3.65	26.87	486.41	2
534000	2670	23.31	3.65	26.96	496.59	2

CHANNEL BANDWIDTH: 50MHz QPSK

Channel	Frequency (MHz)	Conducted Power (dBm)	G_T-L_C (dB)	EIRP (dBm)	EIRP (mW)	Limit (W)
504204	2521.02	23.3	3.65	26.95	495.45	2
518598	2592.99	23.27	3.65	26.92	492.04	2
532998	2664.99	23.4	3.65	27.05	506.99	2

CHANNEL BANDWIDTH: 60MHz QPSK

Channel	Frequency (MHz)	Conducted Power (dBm)	G_T-L_C (dB)	EIRP (dBm)	EIRP (mW)	Limit (W)
505200	2526	23.29	3.65	26.94	494.31	2
518598	2592.99	23.3	3.65	26.95	495.45	2
531996	2659.98	23.33	3.65	26.98	498.88	2

CHANNEL BANDWIDTH: 70MHz QPSK

Channel	Frequency (MHz)	Conducted Power (dBm)	G_T-L_C (dB)	EIRP (dBm)	EIRP (mW)	Limit (W)
506202	2531.01	23.26	3.65	26.91	490.91	2
518598	2592.99	23.22	3.65	26.87	486.41	2
531000	2655	23.42	3.65	27.07	509.33	2

CHANNEL BANDWIDTH: 80MHz QPSK

Channel	Frequency (MHz)	Conducted Power (dBm)	G_T-L_C (dB)	EIRP (dBm)	EIRP (mW)	Limit (W)
507204	2536.02	23.2	3.65	26.85	484.17	2
518598	2592.99	23.28	3.65	26.93	493.17	2
529998	2649.99	23.3	3.65	26.95	495.45	2

CHANNEL BANDWIDTH: 90MHz QPSK

Channel	Frequency (MHz)	Conducted Power (dBm)	G_T-L_C (dB)	EIRP (dBm)	EIRP (mW)	Limit (W)
508200	2541	23.25	3.65	26.9	489.78	2
518598	2592.99	23.22	3.65	26.87	486.41	2
528996	2644.98	23.39	3.65	27.04	505.82	2

CHANNEL BANDWIDTH: 100MHz Pi/2 BPSK

Channel	Frequency (MHz)	Conducted Power (dBm)	G_T-L_C (dB)	EIRP (dBm)	EIRP (mW)	Limit (W)
509202	2546.01	23.38	3.65	27.03	504.66	2
518598	2592.99	23.36	3.65	27.01	502.34	2
528000	2640	23.54	3.65	27.19	523.6	2

CHANNEL BANDWIDTH: 100MHz QPSK

Channel	Frequency (MHz)	Conducted Power (dBm)	G_T-L_C (dB)	EIRP (dBm)	EIRP (mW)	Limit (W)
509202	2546.01	23.46	3.65	27.11	514.04	2
518598	2592.99	23.46	3.65	27.11	514.04	2
528000	2640	23.57	3.65	27.22	527.23	2

CHANNEL BANDWIDTH: 100MHz 16QAM

Channel	Frequency (MHz)	Conducted Power (dBm)	G_T-L_C (dB)	EIRP (dBm)	EIRP (mW)	Limit (W)
509202	2546.01	23.33	3.65	26.98	498.88	2
518598	2592.99	23.34	3.65	26.99	500.03	2
528000	2640	23.43	3.65	27.08	510.5	2

CHANNEL BANDWIDTH: 100MHz 64QAM

Channel	Frequency (MHz)	Conducted Power (dBm)	G_T-L_C (dB)	EIRP (dBm)	EIRP (mW)	Limit (W)
509202	2546.01	23.13	3.65	26.78	476.43	2
518598	2592.99	23.08	3.65	26.73	470.98	2
528000	2640	23.2	3.65	26.85	484.17	2

CHANNEL BANDWIDTH: 100MHz 256QAM

Channel	Frequency (MHz)	Conducted Power (dBm)	G_T-L_C (dB)	EIRP (dBm)	EIRP (mW)	Limit (W)
509202	2546.01	21.93	3.65	25.58	361.41	2
518598	2592.99	21.97	3.65	25.62	364.75	2
528000	2640	22.04	3.65	25.69	370.68	2

N41 (PC2)

CHANNEL BANDWIDTH: 10MHz QPSK

Channel	Frequency (MHz)	Conducted Power (dBm)	G_T-L_C (dB)	EIRP (dBm)	EIRP (mW)	Limit (W)
500202	2501.01	26.2	3.65	29.85	966.05	2
518598	2592.99	26.1	3.65	29.75	944.06	2
537000	2685	26.22	3.65	29.87	970.51	2

CHANNEL BANDWIDTH: 15MHz QPSK

Channel	Frequency (MHz)	Conducted Power (dBm)	G_T-L_C (dB)	EIRP (dBm)	EIRP (mW)	Limit (W)
500700	2503.5	26.21	3.65	29.86	968.28	2
518598	2592.99	26.09	3.65	29.74	941.89	2
536496	2682.48	26.2	3.65	29.85	966.05	2

CHANNEL BANDWIDTH: 20MHz QPSK

Channel	Frequency (MHz)	Conducted Power (dBm)	G_T-L_C (dB)	EIRP (dBm)	EIRP (mW)	Limit (W)
501204	2506.02	26.25	3.65	29.9	977.24	2
518598	2592.99	26.13	3.65	29.78	950.6	2
535998	2679.99	26.28	3.65	29.93	984.01	2

CHANNEL BANDWIDTH: 30MHz QPSK

Channel	Frequency (MHz)	Conducted Power (dBm)	G_T-L_C (dB)	EIRP (dBm)	EIRP (mW)	Limit (W)
502200	2511	26.22	3.65	29.87	970.51	2
518598	2592.99	26.02	3.65	29.67	926.83	2
534996	2674.98	26.21	3.65	29.86	968.28	2

CHANNEL BANDWIDTH: 40MHz QPSK

Channel	Frequency (MHz)	Conducted Power (dBm)	G_T-L_C (dB)	EIRP (dBm)	EIRP (mW)	Limit (W)
503202	2516.01	26.17	3.65	29.82	959.4	2
518598	2592.99	26.12	3.65	29.77	948.42	2
534000	2670	26.28	3.65	29.93	984.01	2

CHANNEL BANDWIDTH: 50MHz QPSK

Channel	Frequency (MHz)	Conducted Power (dBm)	G_T-L_C (dB)	EIRP (dBm)	EIRP (mW)	Limit (W)
504204	2521.02	26.24	3.65	29.89	974.99	2
518598	2592.99	26.01	3.65	29.66	924.7	2
532998	2664.99	26.21	3.65	29.86	968.28	2

CHANNEL BANDWIDTH: 60MHz QPSK

Channel	Frequency (MHz)	Conducted Power (dBm)	G_T-L_C (dB)	EIRP (dBm)	EIRP (mW)	Limit (W)
505200	2526	26.14	3.65	29.79	952.8	2
518598	2592.99	26.08	3.65	29.73	939.72	2
531996	2659.98	26.28	3.65	29.93	984.01	2

CHANNEL BANDWIDTH: 70MHz QPSK

Channel	Frequency (MHz)	Conducted Power (dBm)	G_T-L_C (dB)	EIRP (dBm)	EIRP (mW)	Limit (W)
506202	2531.01	26.15	3.65	29.8	954.99	2
518598	2592.99	26.09	3.65	29.74	941.89	2
531000	2655	26.26	3.65	29.91	979.49	2

CHANNEL BANDWIDTH: 80MHz QPSK

Channel	Frequency (MHz)	Conducted Power (dBm)	G_T-L_C (dB)	EIRP (dBm)	EIRP (mW)	Limit (W)
507204	2536.02	26.28	3.65	29.93	984.01	2
518598	2592.99	26.05	3.65	29.7	933.25	2
529998	2649.99	26.31	3.65	29.96	990.83	2

CHANNEL BANDWIDTH: 90MHz QPSK

Channel	Frequency (MHz)	Conducted Power (dBm)	G_T-L_C (dB)	EIRP (dBm)	EIRP (mW)	Limit (W)
508200	2541	26.18	3.65	29.83	961.61	2
518598	2592.99	26.04	3.65	29.69	931.11	2
528996	2644.98	26.21	3.65	29.86	968.28	2

CHANNEL BANDWIDTH: 100MHz Pi/2 BPSK

Channel	Frequency (MHz)	Conducted Power (dBm)	G_T-L_C (dB)	EIRP (dBm)	EIRP (mW)	Limit (W)
509202	2546.01	26.31	3.65	29.96	990.83	2
518598	2592.99	26.23	3.65	29.88	972.75	2
528000	2640	26.34	3.65	29.99	997.7	2

CHANNEL BANDWIDTH: 100MHz QPSK

Channel	Frequency (MHz)	Conducted Power (dBm)	G_T-L_C (dB)	EIRP (dBm)	EIRP (mW)	Limit (W)
509202	2546.01	26.4	3.65	30.05	1011.58	2
518598	2592.99	26.34	3.65	29.99	997.7	2
528000	2640	26.48	3.65	30.13	1030.39	2

CHANNEL BANDWIDTH: 100MHz 16QAM

Channel	Frequency (MHz)	Conducted Power (dBm)	G_T-L_C (dB)	EIRP (dBm)	EIRP (mW)	Limit (W)
509202	2546.01	24.83	3.65	28.48	704.69	2
518598	2592.99	24.78	3.65	28.43	696.63	2
528000	2640	24.86	3.65	28.51	709.58	2

CHANNEL BANDWIDTH: 100MHz 64QAM

Channel	Frequency (MHz)	Conducted Power (dBm)	G_T-L_C (dB)	EIRP (dBm)	EIRP (mW)	Limit (W)
509202	2546.01	23.53	3.65	27.18	522.4	2
518598	2592.99	23.58	3.65	27.23	528.45	2
528000	2640	23.68	3.65	27.33	540.75	2

CHANNEL BANDWIDTH: 100MHz 256QAM

Channel	Frequency (MHz)	Conducted Power (dBm)	G_T-L_C (dB)	EIRP (dBm)	EIRP (mW)	Limit (W)
509202	2546.01	22.28	3.65	25.93	391.74	2
518598	2592.99	22.33	3.65	25.98	396.28	2
528000	2640	22.33	3.65	25.98	396.28	2

N66

CHANNEL BANDWIDTH: 5MHz QPSK

Channel	Frequency (MHz)	Conducted Power (dBm)	G_T-L_C (dB)	EIRP (dBm)	EIRP (mW)	Limit (W)
342500	1712.5	22.79	1.32	24.11	257.63	1
349000	1745	22.71	1.32	24.03	252.93	1
355500	1777.5	22.63	1.32	23.95	248.31	1

CHANNEL BANDWIDTH: 10MHz QPSK

Channel	Frequency (MHz)	Conducted Power (dBm)	G_T-L_C (dB)	EIRP (dBm)	EIRP (mW)	Limit (W)
343000	1715	22.81	1.32	24.13	258.82	1
349000	1745	22.76	1.32	24.08	255.86	1
355000	1775	22.61	1.32	23.93	247.17	1

CHANNEL BANDWIDTH: 15MHz QPSK

Channel	Frequency (MHz)	Conducted Power (dBm)	G_T-L_C (dB)	EIRP (dBm)	EIRP (mW)	Limit (W)
343500	1717.5	22.78	1.32	24.1	257.04	1
349000	1745	22.68	1.32	24	251.19	1
354500	1772.5	22.56	1.32	23.88	244.34	1

CHANNEL BANDWIDTH: 20MHz QPSK

Channel	Frequency (MHz)	Conducted Power (dBm)	G_T-L_C (dB)	EIRP (dBm)	EIRP (mW)	Limit (W)
344000	1720	22.77	1.32	24.09	256.45	1
349000	1745	22.7	1.32	24.02	252.35	1
354000	1770	22.53	1.32	23.85	242.66	1

CHANNEL BANDWIDTH: 25MHz QPSK

Channel	Frequency (MHz)	Conducted Power (dBm)	G_T-L_C (dB)	EIRP (dBm)	EIRP (mW)	Limit (W)
344500	1722.5	22.78	1.32	24.1	257.04	1
349000	1745	22.64	1.32	23.96	248.89	1
353500	1767.5	22.52	1.32	23.84	242.1	1

CHANNEL BANDWIDTH: 30MHz QPSK

Channel	Frequency (MHz)	Conducted Power (dBm)	G_T-L_C (dB)	EIRP (dBm)	EIRP (mW)	Limit (W)
345000	1725	22.95	1.32	24.27	267.3	1
349000	1745	22.79	1.32	24.11	257.63	1
353000	1765	22.85	1.32	24.17	261.22	1

CHANNEL BANDWIDTH: 40MHz Pi/2 BPSK

Channel	Frequency (MHz)	Conducted Power (dBm)	G_T-L_C (dB)	EIRP (dBm)	EIRP (mW)	Limit (W)
346000	1730	22.89	1.32	24.21	263.63	1
349000	1745	22.8	1.32	24.12	258.23	1
352000	1760	22.83	1.32	24.15	260.02	1

CHANNEL BANDWIDTH: 40MHz QPSK

Channel	Frequency (MHz)	Conducted Power (dBm)	G_T-L_C (dB)	EIRP (dBm)	EIRP (mW)	Limit (W)
346000	1730	23	1.32	24.32	270.4	1
349000	1745	22.9	1.32	24.22	264.24	1
352000	1760	22.8	1.32	24.12	258.23	1

CHANNEL BANDWIDTH: 40MHz 16QAM

Channel	Frequency (MHz)	Conducted Power (dBm)	G_T-L_C (dB)	EIRP (dBm)	EIRP (mW)	Limit (W)
346000	1730	21.97	1.32	23.29	213.3	1
349000	1745	21.75	1.32	23.07	202.77	1
352000	1760	21.92	1.32	23.24	210.86	1

CHANNEL BANDWIDTH: 40MHz 64QAM

Channel	Frequency (MHz)	Conducted Power (dBm)	G_T-L_C (dB)	EIRP (dBm)	EIRP (mW)	Limit (W)
346000	1730	20.62	1.32	21.94	156.31	1
349000	1745	20.34	1.32	21.66	146.55	1
352000	1760	20.32	1.32	21.64	145.88	1

CHANNEL BANDWIDTH: 40MHz 256QAM

Channel	Frequency (MHz)	Conducted Power (dBm)	G_T-L_C (dB)	EIRP (dBm)	EIRP (mW)	Limit (W)
346000	1730	18.65	1.32	19.97	99.31	1
349000	1745	18.53	1.32	19.85	96.61	1
352000	1760	18.56	1.32	19.88	97.27	1

N71

CHANNEL BANDWIDTH: 5MHz QPSK

Channel	Frequency (MHz)	Conducted Power (dBm)	G_T-L_C (dB)	EIRP (dBm)	EIRP (mW)	Limit (W)
133100	665.5	23.03	-0.21	20.67	116.68	3
136100	680.5	22.72	-0.21	20.36	108.64	3
139100	695.5	22.81	-0.21	20.45	110.92	3

CHANNEL BANDWIDTH: 10MHz QPSK

Channel	Frequency (MHz)	Conducted Power (dBm)	G_T-L_C (dB)	EIRP (dBm)	EIRP (mW)	Limit (W)
133600	668	22.96	-0.21	20.6	114.82	3
136100	680.5	22.7	-0.21	20.34	108.14	3
138600	693	22.86	-0.21	20.5	112.2	3

CHANNEL BANDWIDTH: 15MHz QPSK

Channel	Frequency (MHz)	Conducted Power (dBm)	G_T-L_C (dB)	EIRP (dBm)	EIRP (mW)	Limit (W)
134100	670.5	22.98	-0.21	20.62	115.35	3
136100	680.5	22.74	-0.21	20.38	109.14	3
138100	690.5	22.77	-0.21	20.41	109.9	3

CHANNEL BANDWIDTH: 20MHz Pi/2 BPSK

Channel	Frequency (MHz)	Conducted Power (dBm)	G_T-L_C (dB)	EIRP (dBm)	EIRP (mW)	Limit (W)
134600	673	22.95	-0.21	20.59	114.55	3
136100	680.5	22.8	-0.21	20.44	110.66	3
137600	688	22.83	-0.21	20.47	111.43	3

CHANNEL BANDWIDTH: 20MHz QPSK

Channel	Frequency (MHz)	Conducted Power (dBm)	G_T-L_C (dB)	EIRP (dBm)	EIRP (mW)	Limit (W)
134600	673	23.06	-0.21	20.7	117.49	3
136100	680.5	22.82	-0.21	20.46	111.17	3
137600	688	22.9	-0.21	20.54	113.24	3

CHANNEL BANDWIDTH: 20MHz 16QAM

Channel	Frequency (MHz)	Conducted Power (dBm)	G_T-L_C (dB)	EIRP (dBm)	EIRP (mW)	Limit (W)
134600	673	22.21	-0.21	19.85	96.61	3
136100	680.5	22.03	-0.21	19.67	92.68	3
137600	688	22.12	-0.21	19.76	94.62	3

CHANNEL BANDWIDTH: 20MHz 64QAM

Channel	Frequency (MHz)	Conducted Power (dBm)	G_T-L_C (dB)	EIRP (dBm)	EIRP (mW)	Limit (W)
134600	673	20.7	-0.21	18.34	68.23	3
136100	680.5	20.44	-0.21	18.08	64.27	3
137600	688	20.62	-0.21	18.26	66.99	3

CHANNEL BANDWIDTH: 20MHz 256QAM

Channel	Frequency (MHz)	Conducted Power (dBm)	G_T-L_C (dB)	EIRP (dBm)	EIRP (mW)	Limit (W)
134600	673	18.39	-0.21	16.03	40.09	3
136100	680.5	18.24	-0.21	15.88	38.73	3
137600	688	18.21	-0.21	15.85	38.46	3

N77(Part27Q)(PC3)

CHANNEL BANDWIDTH: 10MHz QPSK

Channel	Frequency (MHz)	Conducted Power (dBm)	G_T-L_C (dB)	EIRP (dBm)	EIRP (mW)	Limit (W)
630334	3455.01	22.67	-0.96	21.71	148.25	1
633334	3500.01	22.7	-0.96	21.74	149.28	1
636332	3544.98	22.72	-0.96	21.76	149.97	1

CHANNEL BANDWIDTH: 15MHz QPSK

Channel	Frequency (MHz)	Conducted Power (dBm)	G_T-L_C (dB)	EIRP (dBm)	EIRP (mW)	Limit (W)
630500	3457.5	22.77	-0.96	21.81	151.71	1
633334	3500.01	22.72	-0.96	21.76	149.97	1
636166	3542.49	22.73	-0.96	21.77	150.31	1

CHANNEL BANDWIDTH: 20MHz QPSK

Channel	Frequency (MHz)	Conducted Power (dBm)	G_T-L_C (dB)	EIRP (dBm)	EIRP (mW)	Limit (W)
630668	3460.02	22.77	-0.96	21.81	151.71	1
633334	3500.01	22.73	-0.96	21.77	150.31	1
636000	3540	22.77	-0.96	21.81	151.71	1

CHANNEL BANDWIDTH: 30MHz QPSK

Channel	Frequency (MHz)	Conducted Power (dBm)	G_T-L_C (dB)	EIRP (dBm)	EIRP (mW)	Limit (W)
631000	3465	22.72	-0.96	21.76	149.97	1
633334	3500.01	22.79	-0.96	21.83	152.41	1
635666	3534.99	22.74	-0.96	21.78	150.66	1

CHANNEL BANDWIDTH: 40MHz QPSK

Channel	Frequency (MHz)	Conducted Power (dBm)	G_T-L_C (dB)	EIRP (dBm)	EIRP (mW)	Limit (W)
631334	3470.01	22.71	-0.96	21.75	149.62	1
633334	3500.01	22.69	-0.96	21.73	148.94	1
635332	3529.98	22.81	-0.96	21.85	153.11	1

CHANNEL BANDWIDTH: 50MHz QPSK

Channel	Frequency (MHz)	Conducted Power (dBm)	G_T-L_C (dB)	EIRP (dBm)	EIRP (mW)	Limit (W)
631668	3475.02	22.73	-0.96	21.77	150.31	1
633334	3500.01	22.74	-0.96	21.78	150.66	1
635000	3525	22.69	-0.96	21.73	148.94	1

CHANNEL BANDWIDTH: 60MHz QPSK

Channel	Frequency (MHz)	Conducted Power (dBm)	G_T-L_C (dB)	EIRP (dBm)	EIRP (mW)	Limit (W)
632000	3480	22.67	-0.96	21.71	148.25	1
633334	3500.01	22.78	-0.96	21.82	152.05	1
634666	3519.99	22.69	-0.96	21.73	148.94	1

CHANNEL BANDWIDTH: 70MHz QPSK

Channel	Frequency (MHz)	Conducted Power (dBm)	G_T-L_C (dB)	EIRP (dBm)	EIRP (mW)	Limit (W)
632334	3485.01	22.68	-0.96	21.72	148.59	1
633334	3500.01	22.69	-0.96	21.73	148.94	1
634332	3514.98	22.7	-0.96	21.74	149.28	1

CHANNEL BANDWIDTH: 80MHz QPSK

Channel	Frequency (MHz)	Conducted Power (dBm)	G_T-L_C (dB)	EIRP (dBm)	EIRP (mW)	Limit (W)
632668	3490.02	22.74	-0.96	21.78	150.66	1
633334	3500.01	22.74	-0.96	21.78	150.66	1
634000	3510	22.7	-0.96	21.74	149.28	1

CHANNEL BANDWIDTH: 90MHz QPSK

Channel	Frequency (MHz)	Conducted Power (dBm)	G_T-L_C (dB)	EIRP (dBm)	EIRP (mW)	Limit (W)
633000	3495	22.72	-0.96	21.76	149.97	1
633334	3500.01	22.81	-0.96	21.85	153.11	1
633666	3504.99	22.76	-0.96	21.8	151.36	1

CHANNEL BANDWIDTH: 100MHz Pi/2 BPSK

Channel	Frequency (MHz)	Conducted Power (dBm)	G_T-L_C (dB)	EIRP (dBm)	EIRP (mW)	Limit (W)
633334	3500.01	22.65	-0.96	21.69	147.57	1

CHANNEL BANDWIDTH: 100MHz QPSK

Channel	Frequency (MHz)	Conducted Power (dBm)	G_T-L_C (dB)	EIRP (dBm)	EIRP (mW)	Limit (W)
633334	3500.01	22.82	-0.96	21.86	153.46	1

CHANNEL BANDWIDTH: 100MHz 16QAM

Channel	Frequency (MHz)	Conducted Power (dBm)	G_T-L_C (dB)	EIRP (dBm)	EIRP (mW)	Limit (W)
633334	3500.01	22.75	-0.96	21.79	151.01	1

CHANNEL BANDWIDTH: 100MHz 64QAM

Channel	Frequency (MHz)	Conducted Power (dBm)	G_T-L_C (dB)	EIRP (dBm)	EIRP (mW)	Limit (W)
633334	3500.01	22.45	-0.96	21.49	140.93	1

CHANNEL BANDWIDTH: 100MHz 256QAM

Channel	Frequency (MHz)	Conducted Power (dBm)	G_T-L_C (dB)	EIRP (dBm)	EIRP (mW)	Limit (W)
633334	3500.01	21.2	-0.96	20.24	105.68	1

N77(Part27Q)(PC2)

CHANNEL BANDWIDTH: 10MHz QPSK

Channel	Frequency (MHz)	Conducted Power (dBm)	G_T-L_C (dB)	EIRP (dBm)	EIRP (mW)	Limit (W)
630334	3455.01	25.42	-0.96	24.46	279.25	1
633334	3500.01	25.45	-0.96	24.49	281.19	1
636332	3544.98	25.43	-0.96	24.47	279.9	1

CHANNEL BANDWIDTH: 15MHz QPSK

Channel	Frequency (MHz)	Conducted Power (dBm)	G_T-L_C (dB)	EIRP (dBm)	EIRP (mW)	Limit (W)
630500	3457.5	25.48	-0.96	24.52	283.14	1
633334	3500.01	25.45	-0.96	24.49	281.19	1
636166	3542.49	25.49	-0.96	24.53	283.79	1

CHANNEL BANDWIDTH: 20MHz QPSK

Channel	Frequency (MHz)	Conducted Power (dBm)	G_T-L_C (dB)	EIRP (dBm)	EIRP (mW)	Limit (W)
630668	3460.02	25.48	-0.96	24.52	283.14	1
633334	3500.01	25.47	-0.96	24.51	282.49	1
636000	3540	25.51	-0.96	24.55	285.1	1

CHANNEL BANDWIDTH: 30MHz QPSK

Channel	Frequency (MHz)	Conducted Power (dBm)	G_T-L_C (dB)	EIRP (dBm)	EIRP (mW)	Limit (W)
631000	3465	25.52	-0.96	24.56	285.76	1
633334	3500.01	25.42	-0.96	24.46	279.25	1
635666	3534.99	25.48	-0.96	24.52	283.14	1

CHANNEL BANDWIDTH: 40MHz QPSK

Channel	Frequency (MHz)	Conducted Power (dBm)	G_T-L_C (dB)	EIRP (dBm)	EIRP (mW)	Limit (W)
631334	3470.01	25.43	-0.96	24.47	279.9	1
633334	3500.01	25.49	-0.96	24.53	283.79	1
635332	3529.98	25.55	-0.96	24.59	287.74	1

CHANNEL BANDWIDTH: 50MHz QPSK

Channel	Frequency (MHz)	Conducted Power (dBm)	G_T-L_C (dB)	EIRP (dBm)	EIRP (mW)	Limit (W)
631668	3475.02	25.42	-0.96	24.46	279.25	1
633334	3500.01	25.46	-0.96	24.5	281.84	1
635000	3525	25.5	-0.96	24.54	284.45	1

CHANNEL BANDWIDTH: 60MHz QPSK

Channel	Frequency (MHz)	Conducted Power (dBm)	G_T-L_C (dB)	EIRP (dBm)	EIRP (mW)	Limit (W)
632000	3480	25.51	-0.96	24.55	285.1	1
633334	3500.01	25.54	-0.96	24.58	287.08	1
634666	3519.99	25.53	-0.96	24.57	286.42	1

CHANNEL BANDWIDTH: 70MHz QPSK

Channel	Frequency (MHz)	Conducted Power (dBm)	G_T-L_C (dB)	EIRP (dBm)	EIRP (mW)	Limit (W)
632334	3485.01	25.41	-0.96	24.45	278.61	1
633334	3500.01	25.51	-0.96	24.55	285.1	1
634332	3514.98	25.46	-0.96	24.5	281.84	1

CHANNEL BANDWIDTH: 80MHz QPSK

Channel	Frequency (MHz)	Conducted Power (dBm)	G_T-L_C (dB)	EIRP (dBm)	EIRP (mW)	Limit (W)
632668	3490.02	25.44	-0.96	24.48	280.54	1
633334	3500.01	25.44	-0.96	24.48	280.54	1
634000	3510	25.55	-0.96	24.59	287.74	1

CHANNEL BANDWIDTH: 90MHz QPSK

Channel	Frequency (MHz)	Conducted Power (dBm)	G_T-L_C (dB)	EIRP (dBm)	EIRP (mW)	Limit (W)
633000	3495	25.44	-0.96	24.48	280.54	1
633334	3500.01	25.45	-0.96	24.49	281.19	1
633666	3504.99	25.54	-0.96	24.58	287.08	1

CHANNEL BANDWIDTH: 100MHz Pi/2 BPSK

Channel	Frequency (MHz)	Conducted Power (dBm)	G_T-L_C (dB)	EIRP (dBm)	EIRP (mW)	Limit (W)
633334	3500.01	25.42	-0.96	24.46	279.25	1

CHANNEL BANDWIDTH: 100MHz QPSK

Channel	Frequency (MHz)	Conducted Power (dBm)	G_T-L_C (dB)	EIRP (dBm)	EIRP (mW)	Limit (W)
633334	3500.01	25.56	-0.96	24.6	288.4	1

CHANNEL BANDWIDTH: 100MHz 16QAM

Channel	Frequency (MHz)	Conducted Power (dBm)	G_T-L_C (dB)	EIRP (dBm)	EIRP (mW)	Limit (W)
633334	3500.01	24.44	-0.96	23.48	222.84	1

CHANNEL BANDWIDTH: 100MHz 64QAM

Channel	Frequency (MHz)	Conducted Power (dBm)	G_T-L_C (dB)	EIRP (dBm)	EIRP (mW)	Limit (W)
633334	3500.01	22.79	-0.96	21.83	152.41	1

CHANNEL BANDWIDTH: 100MHz 256QAM

Channel	Frequency (MHz)	Conducted Power (dBm)	G_T-L_C (dB)	EIRP (dBm)	EIRP (mW)	Limit (W)
633334	3500.01	21.46	-0.96	20.5	112.2	1

N77(Part27O)(PC3)

CHANNEL BANDWIDTH: 10MHz QPSK

Channel	Frequency (MHz)	Conducted Power (dBm)	G_T-L_C (dB)	EIRP (dBm)	EIRP (mW)	Limit (W)
647000	3705	23.14	-0.96	22.18	165.2	1
656000	3840	22.62	-0.96	21.66	146.55	1
665000	3975	22.98	-0.96	22.02	159.22	1

CHANNEL BANDWIDTH: 15MHz QPSK

Channel	Frequency (MHz)	Conducted Power (dBm)	G_T-L_C (dB)	EIRP (dBm)	EIRP (mW)	Limit (W)
647168	3707.52	23.15	-0.96	22.19	165.58	1
656000	3840	22.6	-0.96	21.64	145.88	1
664832	3972.48	23.03	-0.96	22.07	161.06	1

CHANNEL BANDWIDTH: 20MHz QPSK

Channel	Frequency (MHz)	Conducted Power (dBm)	G_T-L_C (dB)	EIRP (dBm)	EIRP (mW)	Limit (W)
647334	3710.01	23.2	-0.96	22.24	167.49	1
656000	3840	22.7	-0.96	21.74	149.28	1
664666	3969.99	22.91	-0.96	21.95	156.68	1

CHANNEL BANDWIDTH: 30MHz QPSK

Channel	Frequency (MHz)	Conducted Power (dBm)	G_T-L_C (dB)	EIRP (dBm)	EIRP (mW)	Limit (W)
647668	3715.02	23.22	-0.96	22.26	168.27	1
656000	3840	22.68	-0.96	21.72	148.59	1
664332	3964.98	23.01	-0.96	22.05	160.32	1

CHANNEL BANDWIDTH: 40MHz QPSK

Channel	Frequency (MHz)	Conducted Power (dBm)	G_T-L_C (dB)	EIRP (dBm)	EIRP (mW)	Limit (W)
648000	3720	23.1	-0.96	22.14	163.68	1
656000	3840	22.65	-0.96	21.69	147.57	1
664000	3960	23	-0.96	22.04	159.96	1

CHANNEL BANDWIDTH: 50MHz QPSK

Channel	Frequency (MHz)	Conducted Power (dBm)	G_T-L_C (dB)	EIRP (dBm)	EIRP (mW)	Limit (W)
648334	3725.01	23.1	-0.96	22.14	163.68	1
656000	3840	22.69	-0.96	21.73	148.94	1
663666	3954.99	23.02	-0.96	22.06	160.69	1

CHANNEL BANDWIDTH: 60MHz QPSK

Channel	Frequency (MHz)	Conducted Power (dBm)	G_T-L_C (dB)	EIRP (dBm)	EIRP (mW)	Limit (W)
648668	3730.02	23.21	-0.96	22.25	167.88	1
656000	3840	22.62	-0.96	21.66	146.55	1
663332	3949.98	22.94	-0.96	21.98	157.76	1

CHANNEL BANDWIDTH: 70MHz QPSK

Channel	Frequency (MHz)	Conducted Power (dBm)	G_T-L_C (dB)	EIRP (dBm)	EIRP (mW)	Limit (W)
632334	3485.01	23.09	-0.96	22.13	163.31	1
656000	3840	22.65	-0.96	21.69	147.57	1
634332	3514.98	23	-0.96	22.04	159.96	1

CHANNEL BANDWIDTH: 80MHz QPSK

Channel	Frequency (MHz)	Conducted Power (dBm)	G_T-L_C (dB)	EIRP (dBm)	EIRP (mW)	Limit (W)
649334	3740.01	23.09	-0.96	22.13	163.31	1
656000	3840	22.67	-0.96	21.71	148.25	1
662666	3939.99	22.91	-0.96	21.95	156.68	1

CHANNEL BANDWIDTH: 90MHz QPSK

Channel	Frequency (MHz)	Conducted Power (dBm)	G_T-L_C (dB)	EIRP (dBm)	EIRP (mW)	Limit (W)
649668	3745.02	23.12	-0.96	22.16	164.44	1
656000	3840	22.7	-0.96	21.74	149.28	1
662332	3934.98	22.97	-0.96	22.01	158.85	1

CHANNEL BANDWIDTH: 100MHz Pi/2 BPSK

Channel	Frequency (MHz)	Conducted Power (dBm)	G_T-L_C (dB)	EIRP (dBm)	EIRP (mW)	Limit (W)
650000	3750	23.19	-0.96	22.23	167.11	1
656000	3840	22.71	-0.96	21.75	149.62	1
662000	3930	22.93	-0.96	21.97	157.4	1

CHANNEL BANDWIDTH: 100MHz QPSK

Channel	Frequency (MHz)	Conducted Power (dBm)	G_T-L_C (dB)	EIRP (dBm)	EIRP (mW)	Limit (W)
650000	3750	23.23	-0.96	22.27	168.66	1
656000	3840	22.74	-0.96	21.78	150.66	1
662000	3930	23.04	-0.96	22.08	161.44	1

CHANNEL BANDWIDTH: 100MHz 16QAM

Channel	Frequency (MHz)	Conducted Power (dBm)	G_T-L_C (dB)	EIRP (dBm)	EIRP (mW)	Limit (W)
650000	3750	23.13	-0.96	22.17	164.82	1
656000	3840	22.57	-0.96	21.61	144.88	1
662000	3930	22.76	-0.96	21.8	151.36	1

CHANNEL BANDWIDTH: 100MHz 64QAM

Channel	Frequency (MHz)	Conducted Power (dBm)	G_T-L_C (dB)	EIRP (dBm)	EIRP (mW)	Limit (W)
650000	3750	22.86	-0.96	21.9	154.88	1
656000	3840	22.41	-0.96	21.45	139.64	1
662000	3930	22.74	-0.96	21.78	150.66	1

CHANNEL BANDWIDTH: 100MHz 256QAM

Channel	Frequency (MHz)	Conducted Power (dBm)	G_T-L_C (dB)	EIRP (dBm)	EIRP (mW)	Limit (W)
650000	3750	21.59	-0.96	20.63	115.61	1
656000	3840	21.09	-0.96	20.13	103.04	1
662000	3930	21.43	-0.96	20.47	111.43	1

N77(Part27O)(PC2)

CHANNEL BANDWIDTH: 10MHz QPSK

Channel	Frequency (MHz)	Conducted Power (dBm)	G_T-L_C (dB)	EIRP (dBm)	EIRP (mW)	Limit (W)
647000	3705	25.74	-0.96	24.78	300.61	1
656000	3840	25.4	-0.96	24.44	277.97	1
665000	3975	25.43	-0.96	24.47	279.9	1

CHANNEL BANDWIDTH: 15MHz QPSK

Channel	Frequency (MHz)	Conducted Power (dBm)	G_T-L_C (dB)	EIRP (dBm)	EIRP (mW)	Limit (W)
647168	3707.52	25.75	-0.96	24.79	301.3	1
656000	3840	25.36	-0.96	24.4	275.42	1
664832	3972.48	25.42	-0.96	24.46	279.25	1

CHANNEL BANDWIDTH: 20MHz QPSK

Channel	Frequency (MHz)	Conducted Power (dBm)	G_T-L_C (dB)	EIRP (dBm)	EIRP (mW)	Limit (W)
647334	3710.01	25.75	-0.96	24.79	301.3	1
656000	3840	25.39	-0.96	24.43	277.33	1
664666	3969.99	25.45	-0.96	24.49	281.19	1

CHANNEL BANDWIDTH: 30MHz QPSK

Channel	Frequency (MHz)	Conducted Power (dBm)	G_T-L_C (dB)	EIRP (dBm)	EIRP (mW)	Limit (W)
647668	3715.02	25.69	-0.96	24.73	297.17	1
656000	3840	25.42	-0.96	24.46	279.25	1
664332	3964.98	25.46	-0.96	24.5	281.84	1

CHANNEL BANDWIDTH: 40MHz QPSK

Channel	Frequency (MHz)	Conducted Power (dBm)	G_T-L_C (dB)	EIRP (dBm)	EIRP (mW)	Limit (W)
648000	3720	25.63	-0.96	24.67	293.09	1
656000	3840	25.45	-0.96	24.49	281.19	1
664000	3960	25.49	-0.96	24.53	283.79	1

CHANNEL BANDWIDTH: 50MHz QPSK

Channel	Frequency (MHz)	Conducted Power (dBm)	G_T-L_C (dB)	EIRP (dBm)	EIRP (mW)	Limit (W)
648334	3725.01	25.69	-0.96	24.73	297.17	1
656000	3840	25.47	-0.96	24.51	282.49	1
663666	3954.99	25.41	-0.96	24.45	278.61	1

CHANNEL BANDWIDTH: 60MHz QPSK

Channel	Frequency (MHz)	Conducted Power (dBm)	G_T-L_C (dB)	EIRP (dBm)	EIRP (mW)	Limit (W)
648668	3730.02	25.69	-0.96	24.73	297.17	1
656000	3840	25.34	-0.96	24.38	274.16	1
663332	3949.98	25.49	-0.96	24.53	283.79	1

CHANNEL BANDWIDTH: 70MHz QPSK

Channel	Frequency (MHz)	Conducted Power (dBm)	G_T-L_C (dB)	EIRP (dBm)	EIRP (mW)	Limit (W)
632334	3485.01	25.63	-0.96	24.67	293.09	1
656000	3840	25.33	-0.96	24.37	273.53	1
634332	3514.98	25.48	-0.96	24.52	283.14	1

CHANNEL BANDWIDTH: 80MHz QPSK

Channel	Frequency (MHz)	Conducted Power (dBm)	G_T-L_C (dB)	EIRP (dBm)	EIRP (mW)	Limit (W)
649334	3740.01	25.68	-0.96	24.72	296.48	1
656000	3840	25.43	-0.96	24.47	279.9	1
662666	3939.99	25.54	-0.96	24.58	287.08	1

CHANNEL BANDWIDTH: 90MHz QPSK

Channel	Frequency (MHz)	Conducted Power (dBm)	G_T-L_C (dB)	EIRP (dBm)	EIRP (mW)	Limit (W)
649668	3745.02	25.68	-0.96	24.72	296.48	1
656000	3840	25.46	-0.96	24.5	281.84	1
662332	3934.98	25.43	-0.96	24.47	279.9	1

CHANNEL BANDWIDTH: 100MHz Pi/2 BPSK

Channel	Frequency (MHz)	Conducted Power (dBm)	G_T-L_C (dB)	EIRP (dBm)	EIRP (mW)	Limit (W)
650000	3750	25.72	-0.96	24.76	299.23	1
656000	3840	25.37	-0.96	24.41	276.06	1
662000	3930	25.66	-0.96	24.7	295.12	1

CHANNEL BANDWIDTH: 100MHz QPSK

Channel	Frequency (MHz)	Conducted Power (dBm)	G_T-L_C (dB)	EIRP (dBm)	EIRP (mW)	Limit (W)
650000	3750	25.78	-0.96	24.82	303.39	1
656000	3840	25.48	-0.96	24.52	283.14	1
662000	3930	25.55	-0.96	24.59	287.74	1

CHANNEL BANDWIDTH: 100MHz 16QAM

Channel	Frequency (MHz)	Conducted Power (dBm)	G_T-L_C (dB)	EIRP (dBm)	EIRP (mW)	Limit (W)
650000	3750	24.78	-0.96	23.82	240.99	1
656000	3840	24.25	-0.96	23.29	213.3	1
662000	3930	24.46	-0.96	23.5	223.87	1

CHANNEL BANDWIDTH: 100MHz 64QAM

Channel	Frequency (MHz)	Conducted Power (dBm)	G_T-L_C (dB)	EIRP (dBm)	EIRP (mW)	Limit (W)
650000	3750	22.99	-0.96	22.03	159.59	1
656000	3840	22.54	-0.96	21.58	143.88	1
662000	3930	22.84	-0.96	21.88	154.17	1

CHANNEL BANDWIDTH: 100MHz 256QAM

Channel	Frequency (MHz)	Conducted Power (dBm)	G_T-L_C (dB)	EIRP (dBm)	EIRP (mW)	Limit (W)
650000	3750	21.8	-0.96	20.84	121.34	1
656000	3840	21.44	-0.96	20.48	111.69	1
662000	3930	21.62	-0.96	20.66	116.41	1

N78(Part27Q)(PC3)

HANNEL BANDWIDTH: 10MHz QPSK

Channel	Frequency (MHz)	Conducted Power (dBm)	G_T-L_C (dB)	EIRP (dBm)	EIRP (mW)	Limit (W)
630334	3455.01	23.26	-0.96	22.3	169.82	1
633334	3500.01	23.25	-0.96	22.29	169.43	1
636332	3544.98	23.12	-0.96	22.16	164.44	1

HANNEL BANDWIDTH: 15MHz QPSK

Channel	Frequency (MHz)	Conducted Power (dBm)	G_T-L_C (dB)	EIRP (dBm)	EIRP (mW)	Limit (W)
630500	3457.5	23.12	-0.96	22.16	164.44	1
633334	3500.01	23.2	-0.96	22.24	167.49	1
636166	3542.49	23.14	-0.96	22.18	165.2	1

CHANNEL BANDWIDTH: 20MHz QPSK

Channel	Frequency (MHz)	Conducted Power (dBm)	G_T-L_C (dB)	EIRP (dBm)	EIRP (mW)	Limit (W)
630668	3460.02	23.19	-0.96	22.23	167.11	1
633334	3500.01	23.14	-0.96	22.18	165.2	1
636000	3540	23.15	-0.96	22.19	165.58	1

CHANNEL BANDWIDTH: 30MHz QPSK

Channel	Frequency (MHz)	Conducted Power (dBm)	G_T-L_C (dB)	EIRP (dBm)	EIRP (mW)	Limit (W)
631000	3465	23.24	-0.96	22.28	169.04	1
633334	3500.01	23.12	-0.96	22.16	164.44	1
635666	3534.99	23.19	-0.96	22.23	167.11	1

CHANNEL BANDWIDTH: 40MHz QPSK

Channel	Frequency (MHz)	Conducted Power (dBm)	G_T-L_C (dB)	EIRP (dBm)	EIRP (mW)	Limit (W)
631334	3470.01	23.26	-0.96	22.3	169.82	1
633334	3500.01	23.15	-0.96	22.19	165.58	1
635332	3529.98	23.16	-0.96	22.2	165.96	1

CHANNEL BANDWIDTH: 50MHz QPSK

Channel	Frequency (MHz)	Conducted Power (dBm)	G_T-L_C (dB)	EIRP (dBm)	EIRP (mW)	Limit (W)
631668	3475.02	23.19	-0.96	22.23	167.11	1
633334	3500.01	23.26	-0.96	22.3	169.82	1
635000	3525	23.17	-0.96	22.21	166.34	1

CHANNEL BANDWIDTH: 60MHz QPSK

Channel	Frequency (MHz)	Conducted Power (dBm)	G_T-L_C (dB)	EIRP (dBm)	EIRP (mW)	Limit (W)
632000	3480	23.19	-0.96	22.23	167.11	1
633334	3500.01	23.2	-0.96	22.24	167.49	1
634666	3519.99	23.18	-0.96	22.22	166.72	1

CHANNEL BANDWIDTH: 70MHz QPSK

Channel	Frequency (MHz)	Conducted Power (dBm)	G_T-L_C (dB)	EIRP (dBm)	EIRP (mW)	Limit (W)
632334	3485.01	23.22	-0.96	22.26	168.27	1
633334	3500.01	23.13	-0.96	22.17	164.82	1
634332	3514.98	23.14	-0.96	22.18	165.2	1

CHANNEL BANDWIDTH: 80MHz QPSK

Channel	Frequency (MHz)	Conducted Power (dBm)	G_T-L_C (dB)	EIRP (dBm)	EIRP (mW)	Limit (W)
632668	3490.02	23.23	-0.96	22.27	168.66	1
633334	3500.01	23.26	-0.96	22.3	169.82	1
634000	3510	23.2	-0.96	22.24	167.49	1

CHANNEL BANDWIDTH: 90MHz QPSK

Channel	Frequency (MHz)	Conducted Power (dBm)	G_T-L_C (dB)	EIRP (dBm)	EIRP (mW)	Limit (W)
633000	3495	23.19	-0.96	22.23	167.11	1
633334	3500.01	23.15	-0.96	22.19	165.58	1
633666	3504.99	23.21	-0.96	22.25	167.88	1

CHANNEL BANDWIDTH: 100MHz Pi/2 BPSK

Channel	Frequency (MHz)	Conducted Power (dBm)	G_T-L_C (dB)	EIRP (dBm)	EIRP (mW)	Limit (W)
633334	3500.01	23.24	-0.96	22.28	169.04	1

CHANNEL BANDWIDTH: 100MHz QPSK

Channel	Frequency (MHz)	Conducted Power (dBm)	G_T-L_C (dB)	EIRP (dBm)	EIRP (mW)	Limit (W)
633334	3500.01	23.27	-0.96	22.31	170.22	1

CHANNEL BANDWIDTH: 100MHz 16QAM

Channel	Frequency (MHz)	Conducted Power (dBm)	G_T-L_C (dB)	EIRP (dBm)	EIRP (mW)	Limit (W)
633334	3500.01	22.96	-0.96	22	158.49	1

CHANNEL BANDWIDTH: 100MHz 64QAM

Channel	Frequency (MHz)	Conducted Power (dBm)	G_T-L_C (dB)	EIRP (dBm)	EIRP (mW)	Limit (W)
633334	3500.01	22.35	-0.96	21.39	137.72	1

CHANNEL BANDWIDTH: 100MHz 256QAM

Channel	Frequency (MHz)	Conducted Power (dBm)	G_T-L_C (dB)	EIRP (dBm)	EIRP (mW)	Limit (W)
633334	3500.01	21.56	-0.96	20.6	114.82	1

N78(Part27Q)(PC2)

HANNEL BANDWIDTH: 10MHz QPSK

Channel	Frequency (MHz)	Conducted Power (dBm)	G_T-L_C (dB)	EIRP (dBm)	EIRP (mW)	Limit (W)
630334	3455.01	25.70	-0.96	24.74	297.85	1
633334	3500.01	25.66	-0.96	24.7	295.12	1
636332	3544.98	25.70	-0.96	24.74	297.85	1

HANNEL BANDWIDTH: 15MHz QPSK

Channel	Frequency (MHz)	Conducted Power (dBm)	G_T-L_C (dB)	EIRP (dBm)	EIRP (mW)	Limit (W)
630500	3457.5	25.62	-0.96	24.66	292.42	1
633334	3500.01	25.60	-0.96	24.64	291.07	1
636166	3542.49	25.64	-0.96	24.68	293.76	1

CHANNEL BANDWIDTH: 20MHz QPSK

Channel	Frequency (MHz)	Conducted Power (dBm)	G_T-L_C (dB)	EIRP (dBm)	EIRP (mW)	Limit (W)
630668	3460.02	25.71	-0.96	24.75	298.54	1
633334	3500.01	25.71	-0.96	24.75	298.54	1
636000	3540	25.69	-0.96	24.73	297.17	1

CHANNEL BANDWIDTH: 30MHz QPSK

Channel	Frequency (MHz)	Conducted Power (dBm)	G_T-L_C (dB)	EIRP (dBm)	EIRP (mW)	Limit (W)
631000	3465	25.68	-0.96	24.72	296.48	1
633334	3500.01	25.62	-0.96	24.66	292.42	1
635666	3534.99	25.61	-0.96	24.65	291.74	1

CHANNEL BANDWIDTH: 40MHz QPSK

Channel	Frequency (MHz)	Conducted Power (dBm)	G_T-L_C (dB)	EIRP (dBm)	EIRP (mW)	Limit (W)
631334	3470.01	25.66	-0.96	24.7	295.12	1
633334	3500.01	25.70	-0.96	24.74	297.85	1
635332	3529.98	25.65	-0.96	24.69	294.44	1

CHANNEL BANDWIDTH: 50MHz QPSK

Channel	Frequency (MHz)	Conducted Power (dBm)	G_T-L_C (dB)	EIRP (dBm)	EIRP (mW)	Limit (W)
631668	3475.02	25.59	-0.96	24.63	290.4	1
633334	3500.01	25.65	-0.96	24.69	294.44	1
635000	3525	25.63	-0.96	24.67	293.09	1

CHANNEL BANDWIDTH: 60MHz QPSK

Channel	Frequency (MHz)	Conducted Power (dBm)	G_T-L_C (dB)	EIRP (dBm)	EIRP (mW)	Limit (W)
632000	3480	25.70	-0.96	24.74	297.85	1
633334	3500.01	25.71	-0.96	24.75	298.54	1
634666	3519.99	25.67	-0.96	24.71	295.8	1

CHANNEL BANDWIDTH: 70MHz QPSK

Channel	Frequency (MHz)	Conducted Power (dBm)	G_T-L_C (dB)	EIRP (dBm)	EIRP (mW)	Limit (W)
632334	3485.01	25.64	-0.96	24.68	293.76	1
633334	3500.01	25.68	-0.96	24.72	296.48	1
634332	3514.98	25.71	-0.96	24.75	298.54	1

CHANNEL BANDWIDTH: 80MHz QPSK

Channel	Frequency (MHz)	Conducted Power (dBm)	G_T-L_C (dB)	EIRP (dBm)	EIRP (mW)	Limit (W)
632668	3490.02	25.67	-0.96	24.71	295.8	1
633334	3500.01	25.62	-0.96	24.66	292.42	1
634000	3510	25.63	-0.96	24.67	293.09	1

CHANNEL BANDWIDTH: 90MHz QPSK

Channel	Frequency (MHz)	Conducted Power (dBm)	G_T-L_C (dB)	EIRP (dBm)	EIRP (mW)	Limit (W)
633000	3495	25.62	-0.96	24.66	292.42	1
633334	3500.01	25.66	-0.96	24.7	295.12	1
633666	3504.99	25.60	-0.96	24.64	291.07	1

CHANNEL BANDWIDTH: 100MHz Pi/2 BPSK

Channel	Frequency (MHz)	Conducted Power (dBm)	G_T-L_C (dB)	EIRP (dBm)	EIRP (mW)	Limit (W)
633334	3500.01	25.61	-0.96	24.65	291.74	1

CHANNEL BANDWIDTH: 100MHz QPSK

Channel	Frequency (MHz)	Conducted Power (dBm)	G_T-L_C (dB)	EIRP (dBm)	EIRP (mW)	Limit (W)
633334	3500.01	25.74	-0.96	24.78	300.61	1

CHANNEL BANDWIDTH: 100MHz 16QAM

Channel	Frequency (MHz)	Conducted Power (dBm)	G_T-L_C (dB)	EIRP (dBm)	EIRP (mW)	Limit (W)
633334	3500.01	22.96	-0.96	22	158.49	1

CHANNEL BANDWIDTH: 100MHz 64QAM

Channel	Frequency (MHz)	Conducted Power (dBm)	G_T-L_C (dB)	EIRP (dBm)	EIRP (mW)	Limit (W)
633334	3500.01	24.37	-0.96	23.41	219.28	1

CHANNEL BANDWIDTH: 100MHz 256QAM

Channel	Frequency (MHz)	Conducted Power (dBm)	G_T-L_C (dB)	EIRP (dBm)	EIRP (mW)	Limit (W)
633334	3500.01	22.65	-0.96	21.69	147.57	1

REMARKS: ERP Output Power (dBm) = EIRP (dBm) -2.15(dB).

3.2 FREQUENCY STABILITY MEASUREMENT

3.2.1 LIMITS OF FREQUENCY STABILIITY MEASUREMENT

The frequency stability shall be sufficient to ensure that the fundamental emissions stay within the authorized bands of operation.

3.2.2 TEST PROCEDURE

a. Device is placed at the oven room. The oven room could control the temperatures and humidity. Power warm up is at least 15 min and power applied should perform before recording frequency error.
b. EUT is connected the external power supply to control the DC input power. The test voltage range is from minimum to maximum working voltage. Each step shall be record the frequency error rate.
c. The temperature range step is 10 degrees in this test items. All temperature levels shall be hold the ±0.5℃ during the measurement testing. The each temperature step shall be at least 0.5 hours, consider the EUT could be test under the stability condition.

NOTE: The frequency error was recorded frequency error from the communication simulator.

3.2.3 TEST SETUP

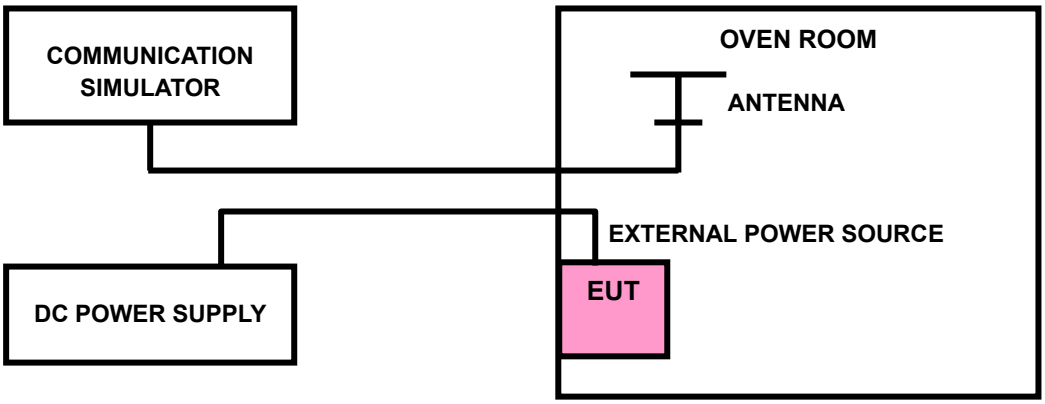

3.2.4 TEST RESULTS

Please Refer to Appendix Of this test report.

Note: VL = Low voltage(3.5V); VN/NV = Normal voltage(3.87V); VH = High voltage(4.45V);
NT = Normal temperature (25℃)

3.3 OCCUPIED BANDWIDTH MEASUREMENT

3.3.1 LIMITS OF OCCUPIED BANDWIDTH MEASUREMENT

The width of a frequency band such that, below the lower and above the upper frequency limits, the mean powers emitted are each equal to a specified percentage 0.5 %of the total mean power of a given emission.

3.3.2 TEST SETUP

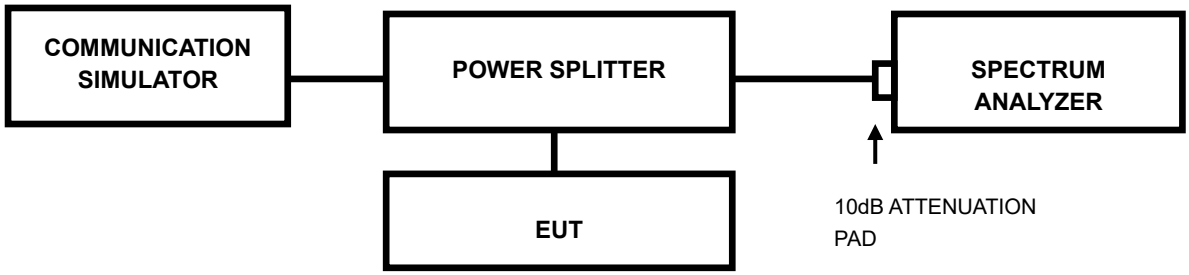

3.3.3 TEST PROCEDURES

a. The conducted occupied bandwidth used the power splitter via EUT RF power connector between simulation base station and spectrum analyzer.
b. Use OBW measurement function of Spectrum analyzer to measure 99 % occupied bandwidth.

3.3.4 TEST RESULTS

Please Refer to Appendix Of this test report.

3.4 BAND EDGE MEASUREMENT

3.4.1 LIMITS OF BAND EDGE MEASUREMENT

Power of any emission outside of the authorized operating frequency ranges must be attenuated below the transmitting power (P) by a factor of at least 43 + 10 log(P) dB. In the 1 MHz bands immediately outside and adjacent to the frequency block a resolution bandwidth of at least one percent of the emission bandwidth of the fundamental emission of the transmitter may be employed.(n2/n5/n25/n26/n66)

According to FCC 27.53(g) specified that For operations in the 600 MHz band and the 698-746 MHz band, the power of any emission outside a licensee's frequency band(s) of operation shall be attenuated below the transmitter power (P) within the licensed band(s) of operation, measured in watts, by at least 43 + 10 log (P) dB. However, in the 100 kilohertz bands immediately outside and adjacent to a licensee's frequency block, a resolution bandwidth of at least 30 kHz may be employed. (n12/ n71)

According to FCC 27.53(m)(4) specified that For mobile digital stations, the attenuation factor shall be not less than 40 + 10 log (P) dB on all frequencies between the channel edge and 5 megahertz from the channel edge, 43 + 10 log (P) dB on all frequencies between 5 megahertz and X megahertz from the channel edge, and 55 + 10 log (P) dB on all frequencies more than X megahertz from the channel edge, where X is the greater of 6 megahertz or the actual emission bandwidth as defined in paragraph (m)(6) of this section. In addition, the attenuation factor shall not be less that 43 + 10 log (P) dB on all frequencies between 2490.5 MHz and 2496 MHz and 55 + 10 log (P) dB at or below 2490.5 MHz. Mobile Satellite Service licensees operating on frequencies below 2495 MHz may also submit a documented interference complaint against BRS licensees operating on channel BRS Channel 1 on the same terms and conditions as adjacent channel BRS or EBS licensees. For mobile digital stations, in the 1 megahertz bands immediately outside and adjacent to the frequency block a resolution bandwidth of at least two percent may be employed.(n7/n41)

According to FCC 27.53(l)(2) specified that For mobile operations in the 3700-3980 MHz band, the conducted power of any emission outside the licensee's authorized bandwidth shall not exceed −13 dBm/MHz. Compliance with this paragraph (l)(2) is based on the use of measurement instrumentation employing a resolution bandwidth of 1 megahertz or greater. However, in the 1 megahertz bands immediately outside and adjacent to the licensee's frequency block, the minimum resolution bandwidth for the measurement shall be either one percent of the emission bandwidth of the fundamental emission of the transmitter or 350 kHz. In the bands between 1 and 5 MHz removed from the licensee's frequency block, the minimum resolution bandwidth for the measurement shall be 500 kHz.(n77/n78)

According to FCC 27.53(n)(2) specified that For mobile operations in the 3450-3550 MHz band, the conducted power of any emission outside the licensee's authorized bandwidth shall not exceed −13 dBm/MHz. Compliance with this paragraph (n)(2) is based on the use of measurement instrumentation employing a resolution bandwidth of 1 megahertz or greater.

However, in the 1 megahertz bands immediately outside and adjacent to the licensee's frequency block, a resolution bandwidth of at least one percent of the emission bandwidth of the fundamental emission of the transmitter may be employed, but limited to a maximum of 200 kHz. In the bands between 1 and 5 MHz removed from the licensee's frequency block, the minimum resolution bandwidth for the measurement shall be 500 kHz. The emission bandwidth is defined as the width of the signal between two points, one below the carrier center frequency and one above the carrier center frequency, outside of which all emissions are attenuated at least 26 dB below the transmitter power.

On any frequency outside the 776-788 MHz band, the power of any emission shall be attenuated outside the band below the transmitter power (P) by at least 43 + 10 log (P) dB;(n13)

3.4.2 TEST SETUP

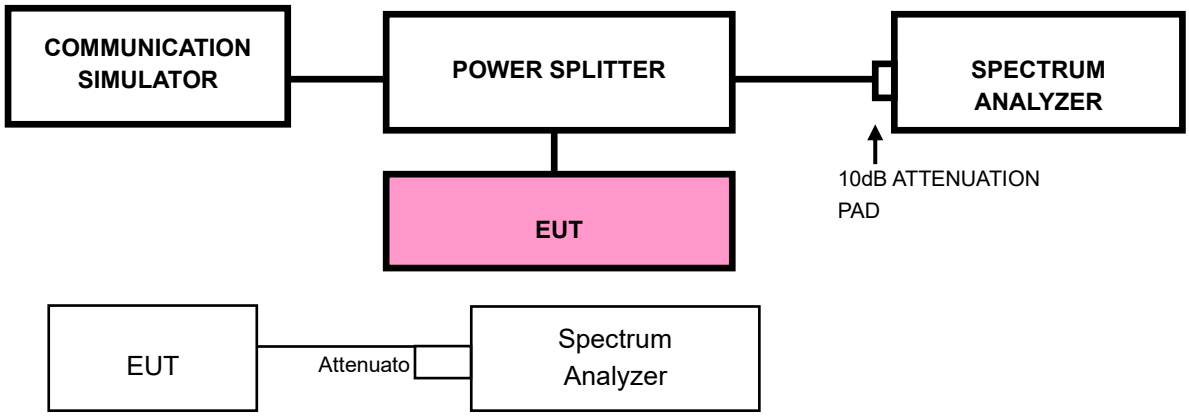

3.4.3 TEST PROCEDURES

a) Connect the transmitter to the spectrum analyzer via coaxial cable while ensuring proper impedance matching.

b) Tune the analyzer to the nominal center frequency of the emission bandwidth (EBW).

c) Set the resolution bandwidth (RBW) ≧ 1% EBW in the 1MHz band immediately outside and adjacent to the band edge.

d) Beyond the 1MHz band from the band edge, RBW=1MHz was used.

e) Set the video bandwidth (VBW) to ≧3 x RBW.

f) Select the average power (RMS) display detector.

g) Set the number of measurement points to ≧ 1001.

h) Use auto-coupled sweep time.

i) Perform the measurement over an interval of time when the transmission is continuous and at its maximum power level.

j) The RF fundamental frequency should be excluded against the limit line in the operating frequency band and use RBW is10KHz or 100KHz.

k) Record the max trace plot into the test report.

3.4.4 TEST RESULTS

Please Refer to Appendix Of this test report.

3.5 CONDUCTED SPURIOUS EMISSIONS

3.5.1 LIMITS OF CONDUCTED SPURIOUS EMISSIONS MEASUREMENT

Power of any emission outside of the authorized operating frequency ranges must be attenuated below the transmitting power (P) by a factor of at least 43 + 10 log(P) dB. In the 1 MHz bands immediately outside and adjacent to the frequency block a resolution bandwidth of at least one percent of the emission bandwidth of the fundamental emission of the transmitter may be employed.(n2/n5/n25/n26/n66)

According to FCC 27.53(g) specified that For operations in the 600 MHz band and the 698-746 MHz band, the power of any emission outside a licensee's frequency band(s) of operation shall be attenuated below the transmitter power (P) within the licensed band(s) of operation, measured in watts, by at least 43 + 10 log (P) dB. However, in the 100 kilohertz bands immediately outside and adjacent to a licensee's frequency block, a resolution bandwidth of at least 30 kHz may be employed. (n12/ n71)

According to FCC 27.53(m)(4) specified that For mobile digital stations, the attenuation factor shall be not less than 40 + 10 log (P) dB on all frequencies between the channel edge and 5 megahertz from the channel edge, 43 + 10 log (P) dB on all frequencies between 5 megahertz and X megahertz from the channel edge, and 55 + 10 log (P) dB on all frequencies more than X megahertz from the channel edge, where X is the greater of 6 megahertz or the actual emission bandwidth as defined in paragraph (m)(6) of this section. In addition, the attenuation factor shall not be less that 43 + 10 log (P) dB on all frequencies between 2490.5 MHz and 2496 MHz and 55 + 10 log (P) dB at or below 2490.5 MHz. Mobile Satellite Service licensees operating on frequencies below 2495 MHz may also submit a documented interference complaint against BRS licensees operating on channel BRS Channel 1 on the same terms and conditions as adjacent channel BRS or EBS licensees. For mobile digital stations, in the 1 megahertz bands immediately outside and adjacent to the frequency block a resolution bandwidth of at least two percent may be employed.(n7/n41)

According to FCC 27.53(l)(2) specified that For mobile operations in the 3700-3980 MHz band, the conducted power of any emission outside the licensee's authorized bandwidth shall not exceed −13 dBm/MHz. Compliance with this paragraph (l)(2) is based on the use of measurement instrumentation employing a resolution bandwidth of 1 megahertz or greater. However, in the 1 megahertz bands immediately outside and adjacent to the licensee's frequency block, the minimum resolution bandwidth for the measurement shall be either one percent of the emission bandwidth of the fundamental emission of the transmitter or 350 kHz. In the bands between 1 and 5 MHz removed from the licensee's frequency block, the minimum resolution bandwidth for the measurement shall be 500 kHz.(n77/n78)

According to FCC 27.53(n)(2) specified that For mobile operations in the 3450-3550 MHz band, the conducted power of any emission outside the licensee's authorized bandwidth shall not exceed −13 dBm/MHz. Compliance with this paragraph (n)(2) is based on the use of

measurement instrumentation employing a resolution bandwidth of 1 megahertz or greater. However, in the 1 megahertz bands immediately outside and adjacent to the licensee's frequency block, a resolution bandwidth of at least one percent of the emission bandwidth of the fundamental emission of the transmitter may be employed, but limited to a maximum of 200 kHz. In the bands between 1 and 5 MHz removed from the licensee's frequency block, the minimum resolution bandwidth for the measurement shall be 500 kHz. The emission bandwidth is defined as the width of the signal between two points, one below the carrier center frequency and one above the carrier center frequency, outside of which all emissions are attenuated at least 26 dB below the transmitter power.

On any frequency outside the 776-788 MHz band, the power of any emission shall be attenuated outside the band below the transmitter power (P) by at least 43 + 10 log (P) dB; For operations in the 746–758 MHz, 775–788 MHz, and 805–806 MHz bands, emissions in the band 1559–1610 MHz shall be limited to -70 dBW/MHz equivalent isotropically radiated power (EIRP) for wideband signals, and -80 dBW EIRP for discrete emissions of less than 700 Hz bandwidth. For the purpose of equipment authorization, a transmitter shall be tested with an antenna that is representative of the type that will be used with the equipment in normal operation. (n13)

3.5.2 TEST PROCEDURE

a. The EUT makes a phone call to the communication simulator. All measurements were done at low, middle and high operational frequency range.

b. Measuring frequency range is from 9kHz up to a frequency including its 10th harmonic. 10dB attenuation pad is connected with spectrum. RBW=1MHz and VBW=3MHz is used for conducted emission measurement.

3.5.3 TEST SETUP

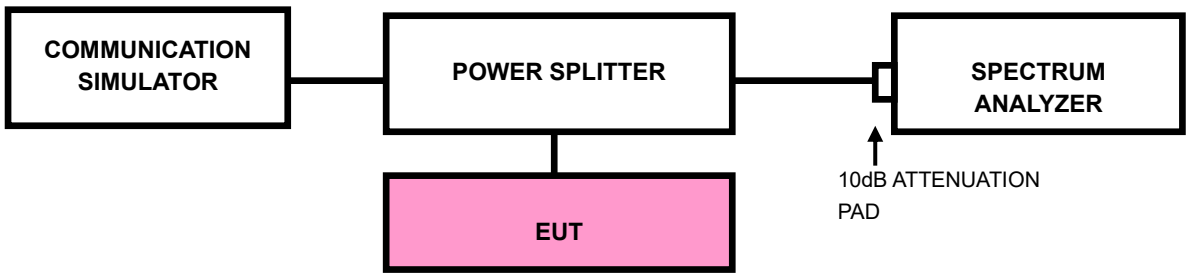

3.5.4 TEST RESULTS

NOTE：The 9K~30MHz amplitude of spurious emissions attenuated more than 20 dB below the permissible value is not required in the report.

Please Refer to Appendix Of this test report.

3.6 RADIATED EMISSION MEASUREMENT

3.6.1 LIMITS OF RADIATED EMISSION MEASUREMENT

Power of any emission outside of the authorized operating frequency ranges must be attenuated below the transmitting power (P) by a factor of at least 43 + 10 log(P) dB. In the 1 MHz bands immediately outside and adjacent to the frequency block a resolution bandwidth of at least one percent of the emission bandwidth of the fundamental emission of the transmitter may be employed.(n2/n5/n25/n26/n66)

According to FCC 27.53(g) specified that For operations in the 600 MHz band and the 698-746 MHz band, the power of any emission outside a licensee's frequency band(s) of operation shall be attenuated below the transmitter power (P) within the licensed band(s) of operation, measured in watts, by at least 43 + 10 log (P) dB. However, in the 100 kilohertz bands immediately outside and adjacent to a licensee's frequency block, a resolution bandwidth of at least 30 kHz may be employed. (n12/ n71)

According to FCC 27.53(m)(4) specified that For mobile digital stations, the attenuation factor shall be not less than 40 + 10 log (P) dB on all frequencies between the channel edge and 5 megahertz from the channel edge, 43 + 10 log (P) dB on all frequencies between 5 megahertz and X megahertz from the channel edge, and 55 + 10 log (P) dB on all frequencies more than X megahertz from the channel edge, where X is the greater of 6 megahertz or the actual emission bandwidth as defined in paragraph (m)(6) of this section. In addition, the attenuation factor shall not be less that 43 + 10 log (P) dB on all frequencies between 2490.5 MHz and 2496 MHz and 55 + 10 log (P) dB at or below 2490.5 MHz. Mobile Satellite Service licensees operating on frequencies below 2495 MHz may also submit a documented interference complaint against BRS licensees operating on channel BRS Channel 1 on the same terms and conditions as adjacent channel BRS or EBS licensees. For mobile digital stations, in the 1 megahertz bands immediately outside and adjacent to the frequency block a resolution bandwidth of at least two percent may be employed.(n7/n41)

According to FCC 27.53(l)(2) specified that For mobile operations in the 3700-3980 MHz band, the conducted power of any emission outside the licensee's authorized bandwidth shall not exceed −13 dBm/MHz. Compliance with this paragraph (l)(2) is based on the use of measurement instrumentation employing a resolution bandwidth of 1 megahertz or greater. However, in the 1 megahertz bands immediately outside and adjacent to the licensee's frequency block, the minimum resolution bandwidth for the measurement shall be either one percent of the emission bandwidth of the fundamental emission of the transmitter or 350 kHz. In the bands between 1 and 5 MHz removed from the licensee's frequency block, the minimum resolution bandwidth for the measurement shall be 500 kHz.(n77/n78)

According to FCC 27.53(n)(2) specified that For mobile operations in the 3450-3550

MHz band, the conducted power of any emission outside the licensee's authorized bandwidth shall not exceed −13 dBm/MHz. Compliance with this paragraph (n)(2) is based on the use of measurement instrumentation employing a resolution bandwidth of 1 megahertz or greater. However, in the 1 megahertz bands immediately outside and adjacent to the licensee's frequency block, a resolution bandwidth of at least one percent of the emission bandwidth of the fundamental emission of the transmitter may be employed, but limited to a maximum of 200 kHz. In the bands between 1 and 5 MHz removed from the licensee's frequency block, the minimum resolution bandwidth for the measurement shall be 500 kHz. The emission bandwidth is defined as the width of the signal between two points, one below the carrier center frequency and one above the carrier center frequency, outside of which all emissions are attenuated at least 26 dB below the transmitter power.

On any frequency outside the 776-788 MHz band, the power of any emission shall be attenuated outside the band below the transmitter power (P) by at least 43 + 10 log (P) dB; For operations in the 746–758 MHz, 775–788 MHz, and 805–806 MHz bands, emissions in the band 1559–1610 MHz shall be limited to -70 dBW/MHz equivalent isotropically radiated power (EIRP) for wideband signals, and -80 dBW EIRP for discrete emissions of less than 700 Hz bandwidth. For the purpose of equipment authorization, a transmitter shall be tested with an antenna that is representative of the type that will be used with the equipment in normal operation. (n13)

3.6.2 TEST PROCEDURES

a. Substitution method is used for E.I.R.P measurement. In the semi-anechoic chamber, EUT placed on the 0.8m height of Turn Table, rotated the table around 360 degrees to search the maximum radiation power and receiver antenna shall be rotated vertical and horizontal polarization and moved height from 1m to 4m to find the maximum polar radiated power. The “Read Value” is the spectrum reading the maximum power value.
b. The substitution horn antenna is substituted for EUT at the same position and signals generator export the CW signal to the substitution antenna via a TX cable. Rotated the Turn Table and moved receiving antenna to find the maximum radiation power. Adjust output power level of S.G to get a Value of spectrum reading equal to “Read Value “ of step a. Record the power level of S.G.
c. EIRP = Output power level of S.G – TX cable loss + Antenna gain of substitution horn.
d. E.R.P power can be calculated form E.I.R.P power by subtracting the gain of dipole, E.R.P power = E.I.P.R power - 2.15dBi.

NOTE: The resolution bandwidth of spectrum analyzer is 1 MHz and the video bandwidth is 3 MHz.

3.6.3 DEVIATION FROM TEST STANDARD

No deviation

3.6.4 TEST SETUP

< Frequency Range below 30MHz >

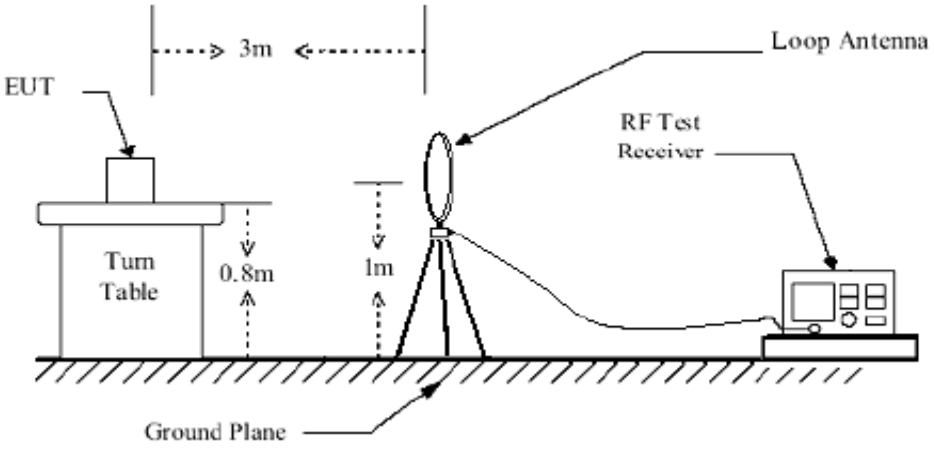

< Frequency Range 30MHz~1GHz >

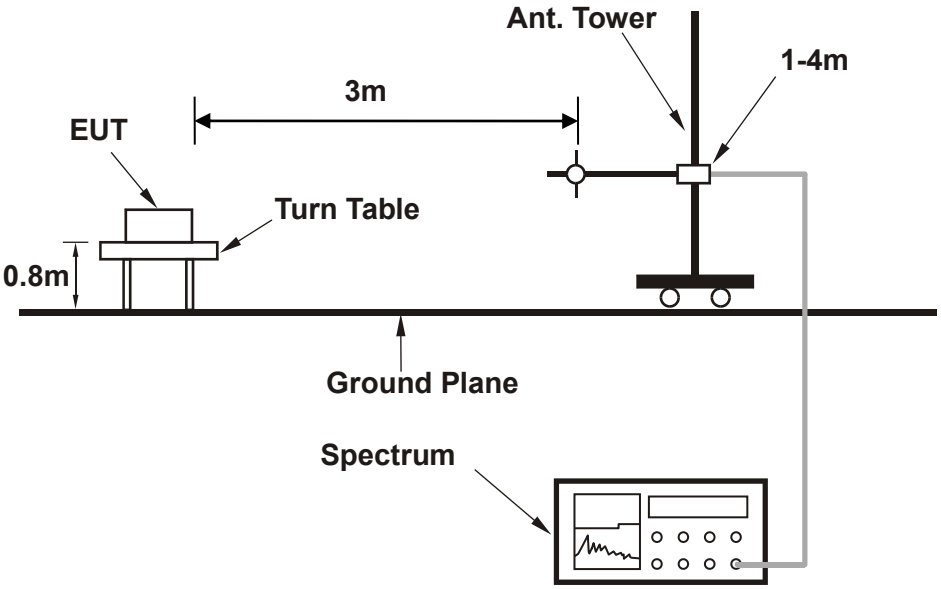

<Frequency Range above 1GHz>

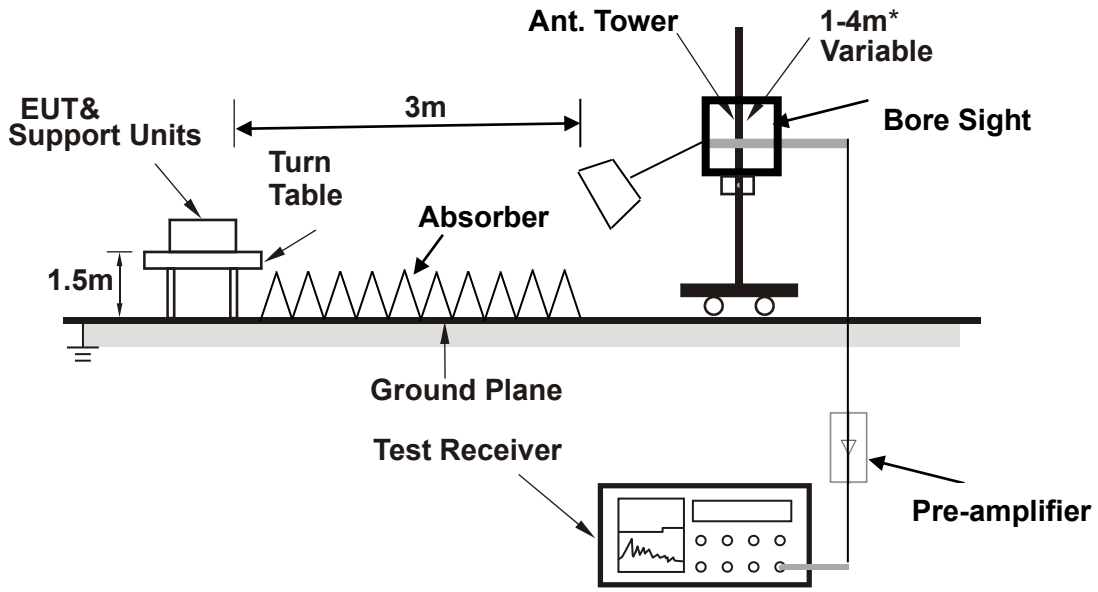

Note: Above 1G is a directional antenna depends on the EUT height and the antenna 3dB beamwidth both, refer to section 7.3 of CISPR 16-2-3.

For the actual test configuration, please refer to the attached file (Test Setup Photo).

3.6.5 TEST RESULTS

NOTE：The 9K~30MHz amplitude of spurious emissions attenuated more than 20 dB below the permissible value is not required in the report.

BELOW 1GHz WORST-CASE DATA

30 MHz – 1GHz data:

DC_30A_n66A

CHANNEL BANDWIDTH: 10MHz + 40MHz

MODE	TX channel 349000	**FREQUENCY RANGE**	Above 1000MHz
ENVIRONMENTAL CONDITIONS	23deg. C, 70%RH	**INPUT POWER**	AC 120V/60HZ
TESTED BY	Jace Hu		
ANTENNA POLARITY & TEST DISTANCE: HORIZONTAL AT 3 M			

		Freq	Level	Read Level	Limit Line	Over Limit	Factor	Remark	Pol/Phase
		MHz	dBm/m	dBm	dBm/m	dB	dB/m		
1		50.370	-63.70	-52.44	-40.00	-23.70	-11.26	Peak	Horizontal
2		60.070	-66.66	-54.21	-40.00	-26.66	-12.45	Peak	Horizontal
3		75.590	-62.66	-50.17	-40.00	-22.66	-12.49	Peak	Horizontal
4	PP	85.290	-59.44	-46.72	-40.00	-19.44	-12.72	Peak	Horizontal
5		187.140	-79.14	-63.14	-40.00	-39.14	-16.00	Peak	Horizontal
6		905.910	-63.86	-64.26	-40.00	-23.86	0.40	Peak	Horizontal

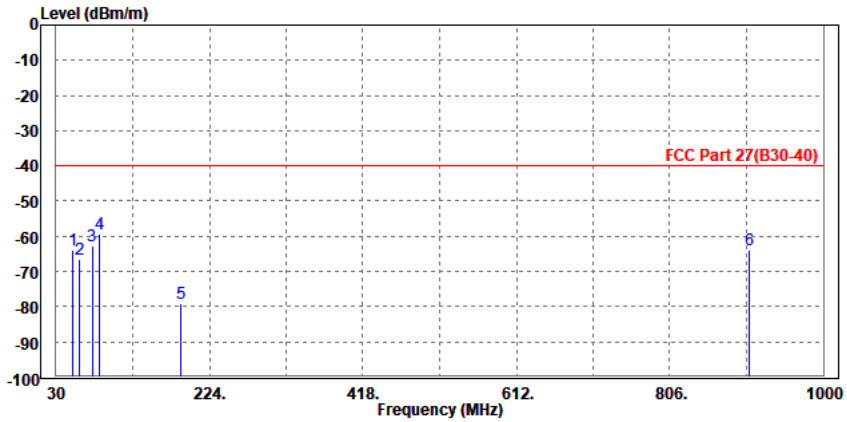

MODE	TX channel 349000	FREQUENCY RANGE	Above 1000MHz
ENVIRONMENTAL CONDITIONS	23deg. C, 70%RH	INPUT POWER	AC 120V/60HZ
TESTED BY	Jace Hu		
ANTENNA POLARITY & TEST DISTANCE: VERTICAL AT 3 M			

		Freq	Level	Read Level	Limit Line	Over Limit	Factor	Remark	Pol/Phase
		MHz	dBm/m	dBm	dBm/m	dB	dB/m		
1		30.000	-69.04	-47.34	-40.00	-29.04	-21.70	Peak	Vertical
2	PP	50.370	-51.55	-31.09	-40.00	-11.55	-20.46	Peak	Vertical
3		72.680	-60.40	-40.26	-40.00	-20.40	-20.14	Peak	Vertical
4		85.290	-60.61	-42.48	-40.00	-20.61	-18.13	Peak	Vertical
5		188.110	-66.00	-58.74	-40.00	-26.00	-7.26	Peak	Vertical
6		905.910	-52.34	-63.73	-40.00	-12.34	11.39	Peak	Vertical

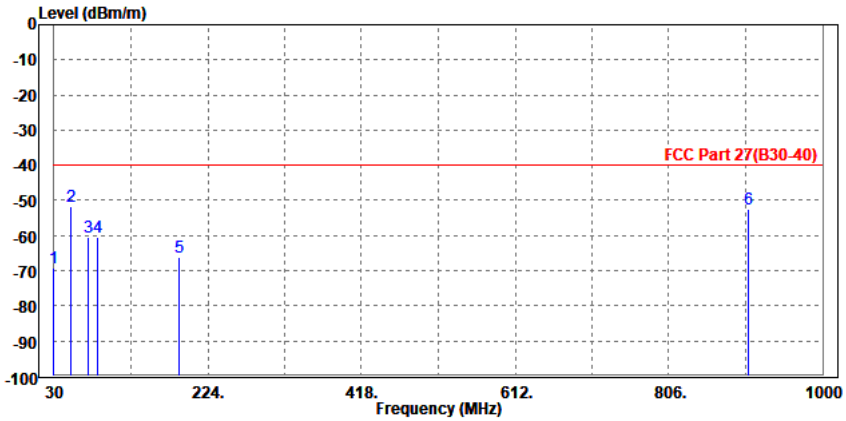

ABOVE 1GHz

Note: For higher frequency, the emission is too low to be detected.

N7

CHANNEL BANDWIDTH: 5MHz / QPSK

MODE	TX channel 507000	**FREQUENCY RANGE**	Above 1000MHz
ENVIRONMENTAL CONDITIONS	23deg. C, 70%RH	**INPUT POWER**	AC 120V/60HZ
TESTED BY	Hanwen Xu		
ANTENNA POLARITY & TEST DISTANCE: HORIZONTAL AT 3 M			

Rg	Frequency [MHz]	PK+ Level [dBm]	PK+ Limit [dBm]	PK+ Margin [dB]	Correction [dB]	Polarization	Azimuth [deg]	Antenna Height [m]
4	5,065.500	-47.45	-25.00	22.45	25.37	H	148.7	1.00
5	7,598.250	-42.95	-25.00	17.95	29.39	H	200.2	1.00

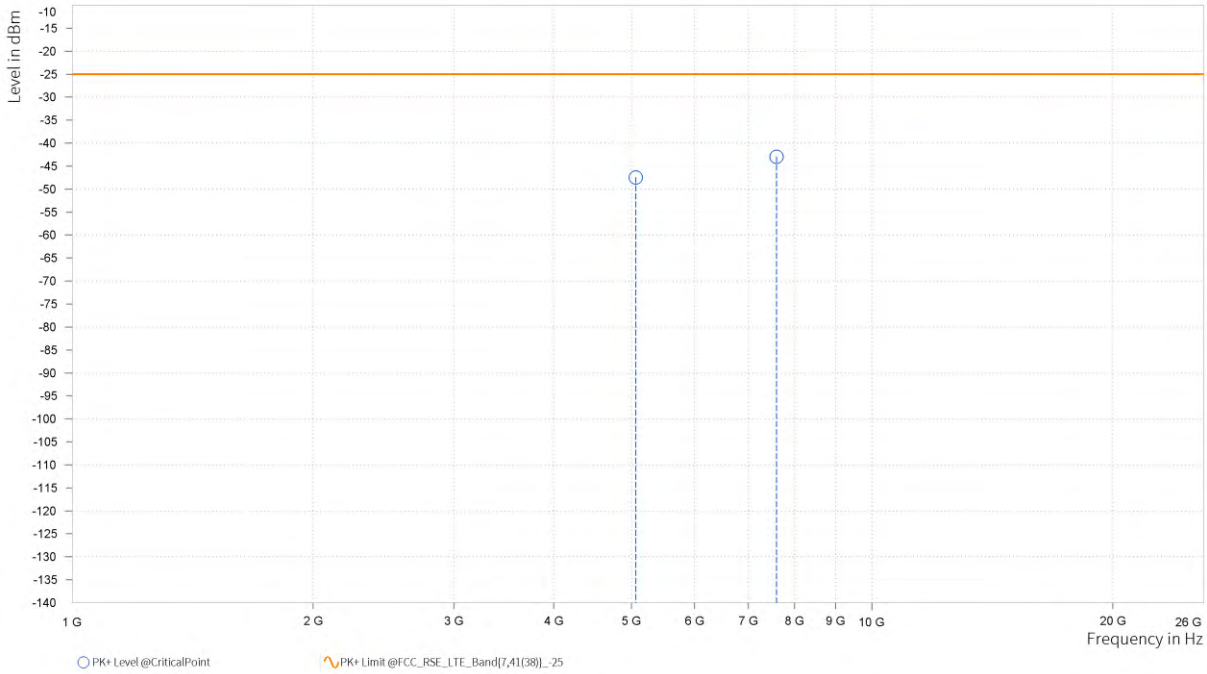

MODE	TX channel 507000	FREQUENCY RANGE	Above 1000MHz
ENVIRONMENTAL CONDITIONS	23deg. C, 70%RH	INPUT POWER	AC 120V/60HZ
TESTED BY	Hanwen Xu		
ANTENNA POLARITY & TEST DISTANCE: VERTICAL AT 3 M			

Rg	Frequency [MHz]	PK+ Level [dBm]	PK+ Limit [dBm]	PK+ Margin [dB]	Correction [dB]	Polarization	Azimuth [deg]	Antenna Height [m]
4	5,065.500	-46.96	-25.00	21.96	25.82	V	359	2.00
5	7,598.250	-42.69	-25.00	17.69	29.18	V	1	2.00

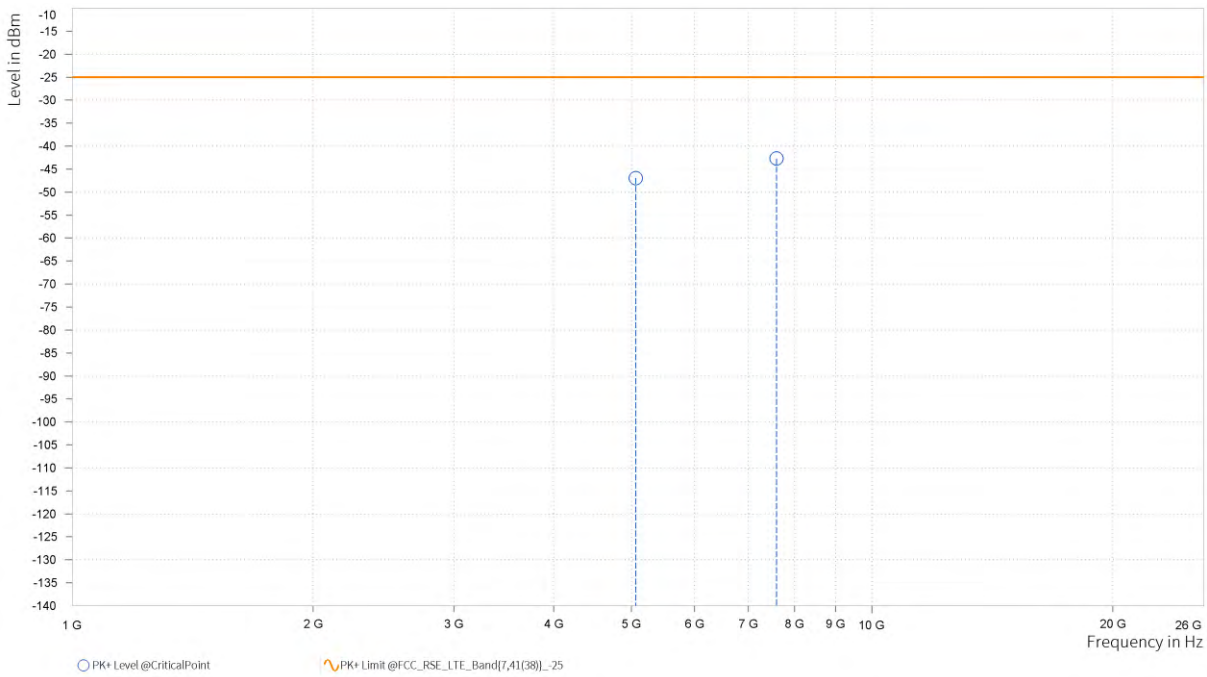

CHANNEL BANDWIDTH: 10MHz / QPSK

CH 501000:

MODE	TX channel 501000	**FREQUENCY RANGE**	Above 1000MHz
ENVIRONMENTAL CONDITIONS	23deg. C, 70%RH	**INPUT POWER**	AC 120V/60HZ
TESTED BY	Hanwen Xu		
ANTENNA POLARITY & TEST DISTANCE: HORIZONTAL AT 3 M			

Rg	Frequency [MHz]	PK+ Level [dBm]	PK+ Limit [dBm]	PK+ Margin [dB]	Correction [dB]	Polarization	Azimuth [deg]	Antenna Height [m]
4	5,001.000	-48.29	-25.00	23.29	25.23	H	211.3	2.00
5	7,501.500	-42.58	-25.00	17.58	29.19	H	359.1	1.00

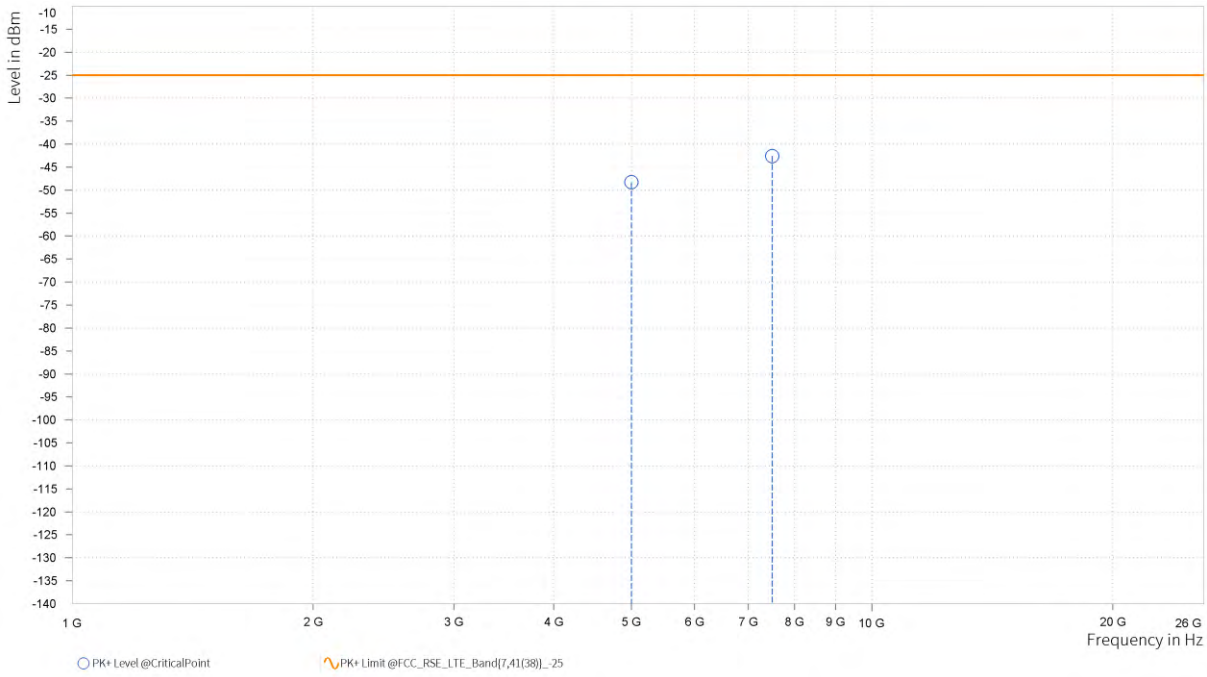

MODE	TX channel 501000	FREQUENCY RANGE	Above 1000MHz
ENVIRONMENTAL CONDITIONS	23deg. C, 70%RH	INPUT POWER	AC 120V/60HZ
TESTED BY	Hanwen Xu		
ANTENNA POLARITY & TEST DISTANCE: VERTICAL AT 3 M			

Rg	Frequency [MHz]	PK+ Level [dBm]	PK+ Limit [dBm]	PK+ Margin [dB]	Correction [dB]	Polarization	Azimuth [deg]	Antenna Height [m]
4	5,001.000	-46.35	-25.00	21.35	25.44	V	207.7	2.00
5	7,501.500	-41.88	-25.00	16.88	29.16	V	0.9	2.00

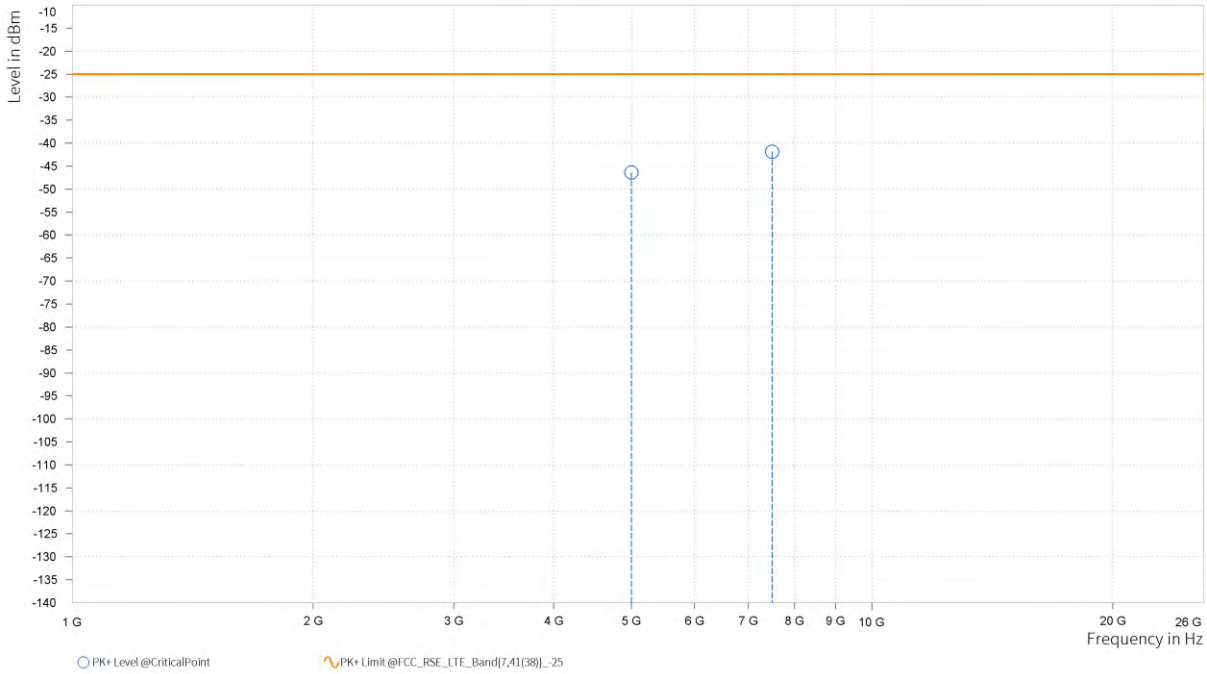

CH 507000:

MODE	TX channel 507000	**FREQUENCY RANGE**	Above 1000MHz
ENVIRONMENTAL CONDITIONS	23deg. C, 70%RH	**INPUT POWER**	AC 120V/60HZ
TESTED BY	Hanwen Xu		
ANTENNA POLARITY & TEST DISTANCE: HORIZONTAL AT 3 M			

Rg	Frequency [MHz]	PK+ Level [dBm]	PK+ Limit [dBm]	PK+ Margin [dB]	Correction [dB]	Polarization	Azimuth [deg]	Antenna Height [m]
4	5,061.000	-48.00	-25.00	23.00	25.47	H	149.9	1.00
5	7,591.500	-40.23	-25.00	15.23	29.34	H	359.1	1.00

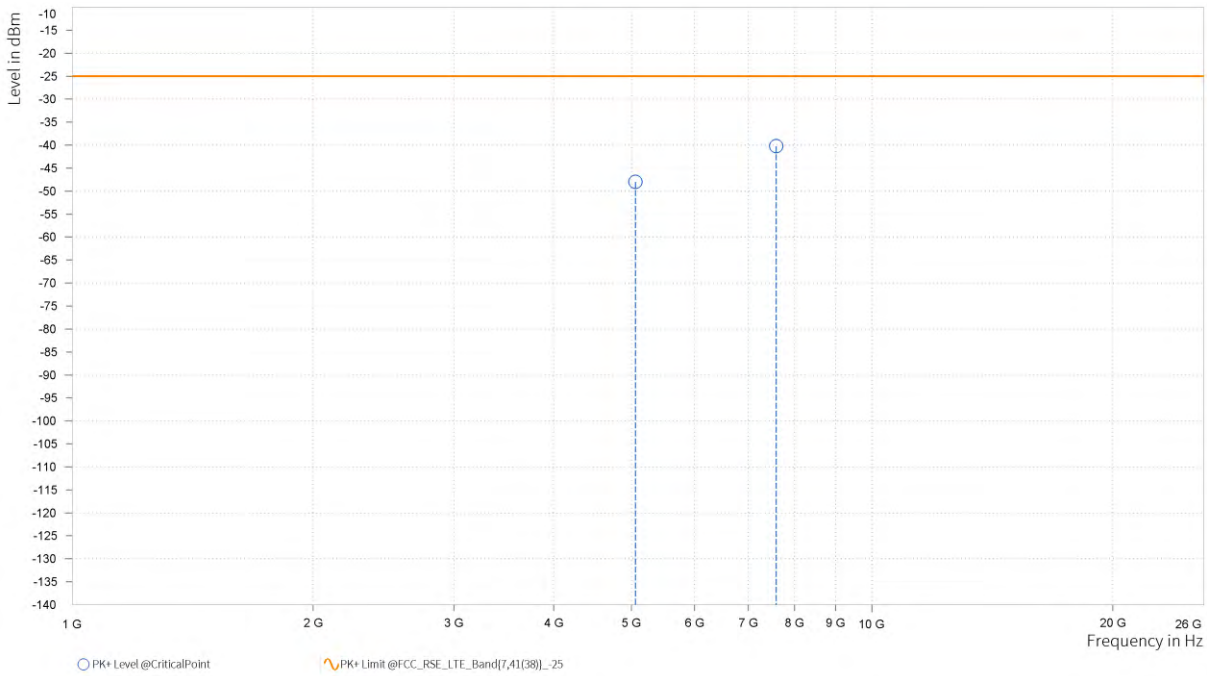

MODE	TX channel 507000	FREQUENCY RANGE	Above 1000MHz
ENVIRONMENTAL CONDITIONS	23deg. C, 70%RH	INPUT POWER	AC 120V/60HZ
TESTED BY	Hanwen Xu		
ANTENNA POLARITY & TEST DISTANCE: VERTICAL AT 3 M			

Rg	Frequency [MHz]	PK+ Level [dBm]	PK+ Limit [dBm]	PK+ Margin [dB]	Correction [dB]	Polarization	Azimuth [deg]	Antenna Height [m]
4	5,061.000	-44.92	-25.00	19.92	25.91	V	160.6	1.00
5	7,591.500	-39.62	-25.00	14.62	29.12	V	1	2.00

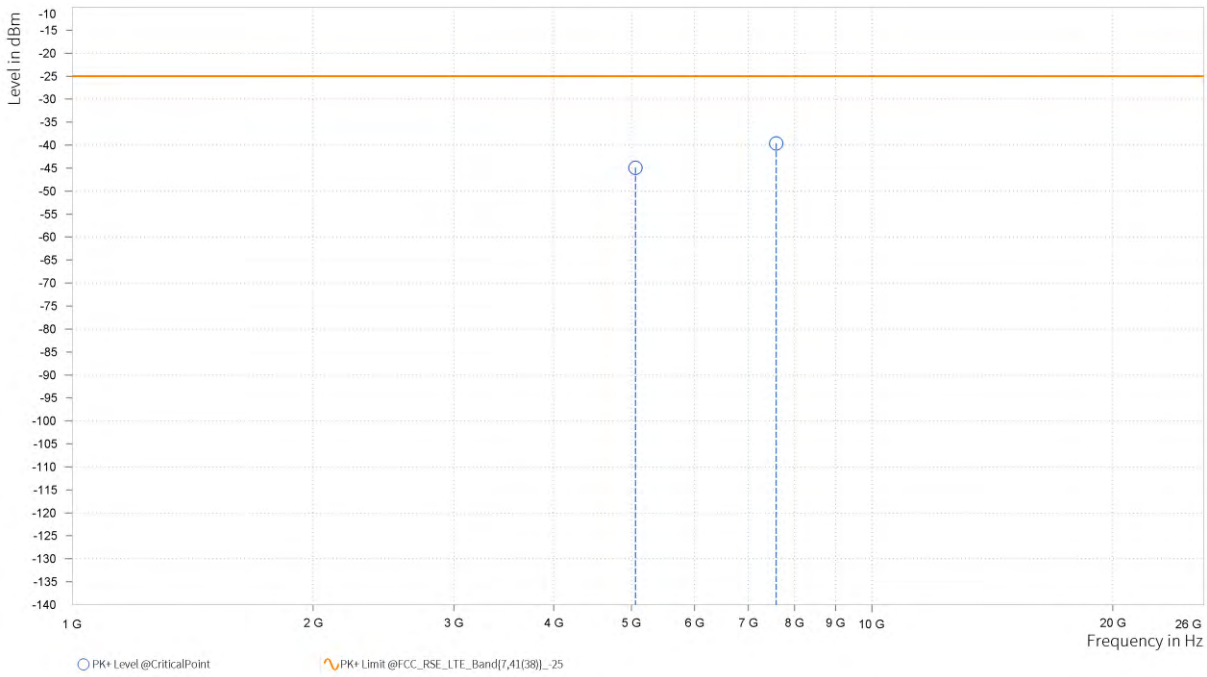

CH 513000:

MODE	TX channel 513000	**FREQUENCY RANGE**	Above 1000MHz
ENVIRONMENTAL CONDITIONS	23deg. C, 70%RH	**INPUT POWER**	AC 120V/60HZ
TESTED BY	Hanwen Xu		
ANTENNA POLARITY & TEST DISTANCE: HORIZONTAL AT 3 M			

Rg	Frequency [MHz]	PK+ Level [dBm]	PK+ Limit [dBm]	PK+ Margin [dB]	Correction [dB]	Polarization	Azimuth [deg]	Antenna Height [m]
4	5,121.000	-47.02	-25.00	22.02	25.00	H	2.2	2.00
5	7,681.500	-43.30	-25.00	18.30	29.05	H	1	1.00

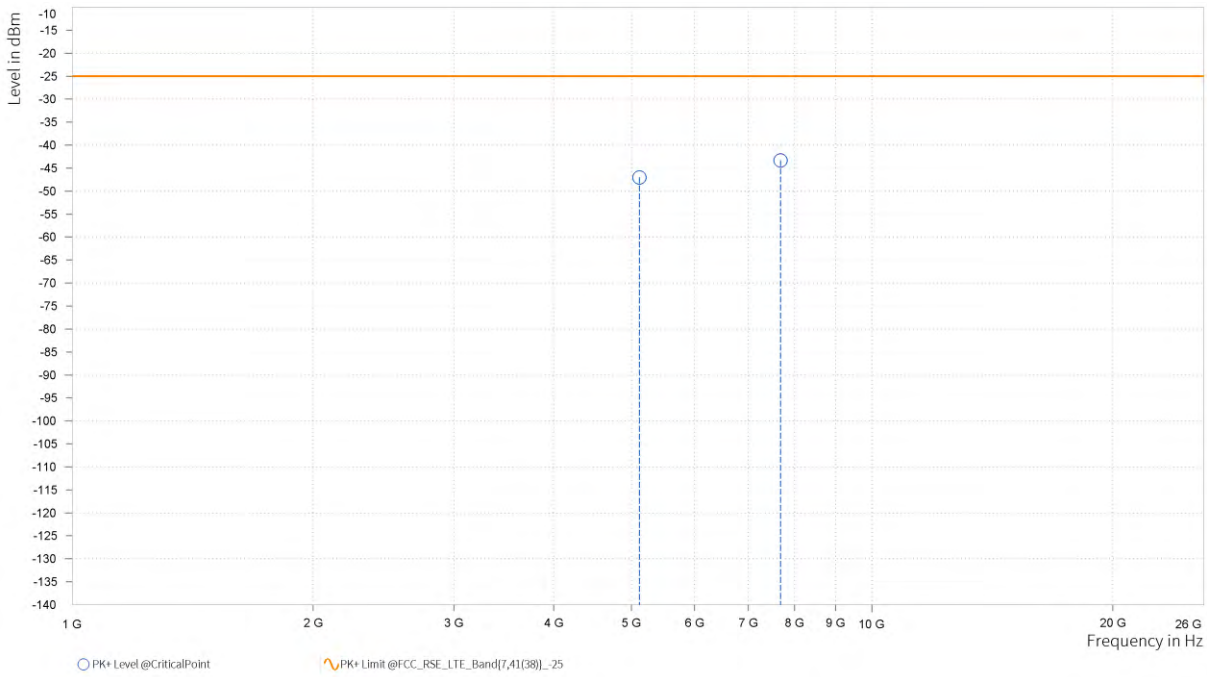

MODE	TX channel 513000	FREQUENCY RANGE	Above 1000MHz
ENVIRONMENTAL CONDITIONS	23deg. C, 70%RH	INPUT POWER	AC 120V/60HZ
TESTED BY	Hanwen Xu		
ANTENNA POLARITY & TEST DISTANCE: VERTICAL AT 3 M			

Rg	Frequency [MHz]	PK+ Level [dBm]	PK+ Limit [dBm]	PK+ Margin [dB]	Correction [dB]	Polarization	Azimuth [deg]	Antenna Height [m]
4	5,121.000	-46.39	-25.00	21.39	25.40	V	207.7	2.00
5	7,681.500	-43.66	-25.00	18.66	28.86	V	347.4	1.00

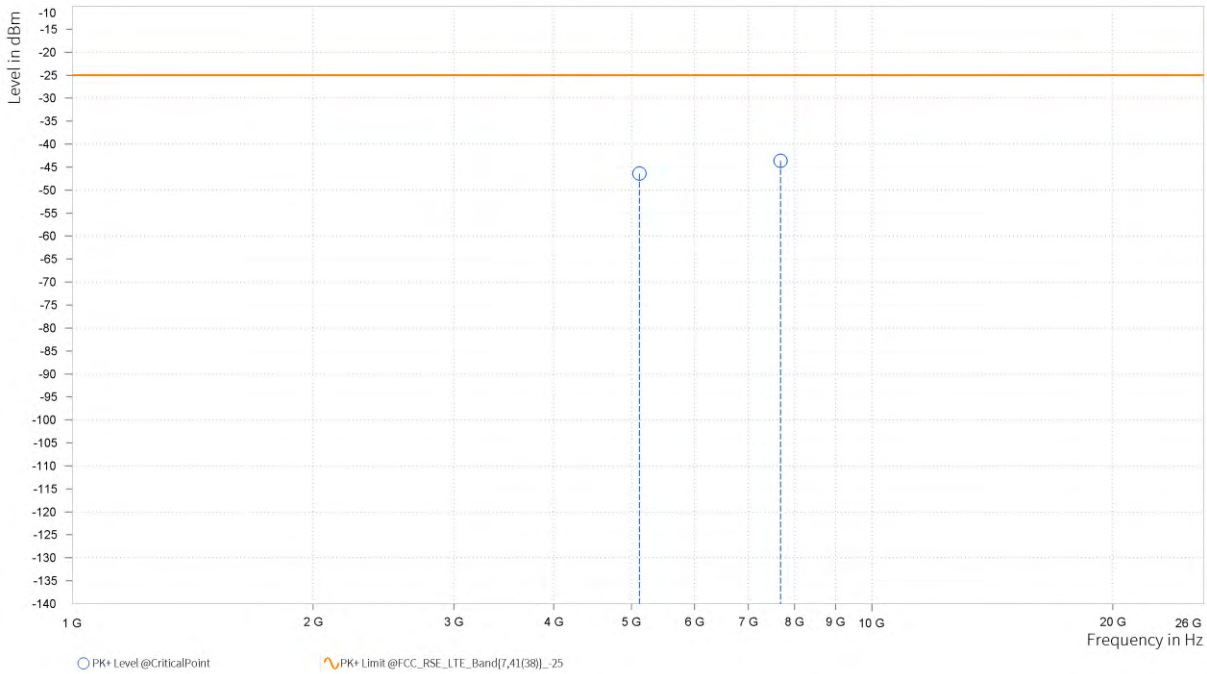

CHANNEL BANDWIDTH: 15MHz / QPSK

MODE	TX channel 507000	**FREQUENCY RANGE**	Above 1000MHz
ENVIRONMENTAL CONDITIONS	23deg. C, 70%RH	**INPUT POWER**	AC 120V/60HZ
TESTED BY	Hanwen Xu		
ANTENNA POLARITY & TEST DISTANCE: HORIZONTAL AT 3 M			

Rg	Frequency [MHz]	PK+ Level [dBm]	PK+ Limit [dBm]	PK+ Margin [dB]	Correction [dB]	Polarization	Azimuth [deg]	Antenna Height [m]
4	5,056.500	-46.99	-25.00	21.99	25.54	H	358.2	1.00
5	7,584.750	-41.32	-25.00	16.32	29.30	H	1	2.00

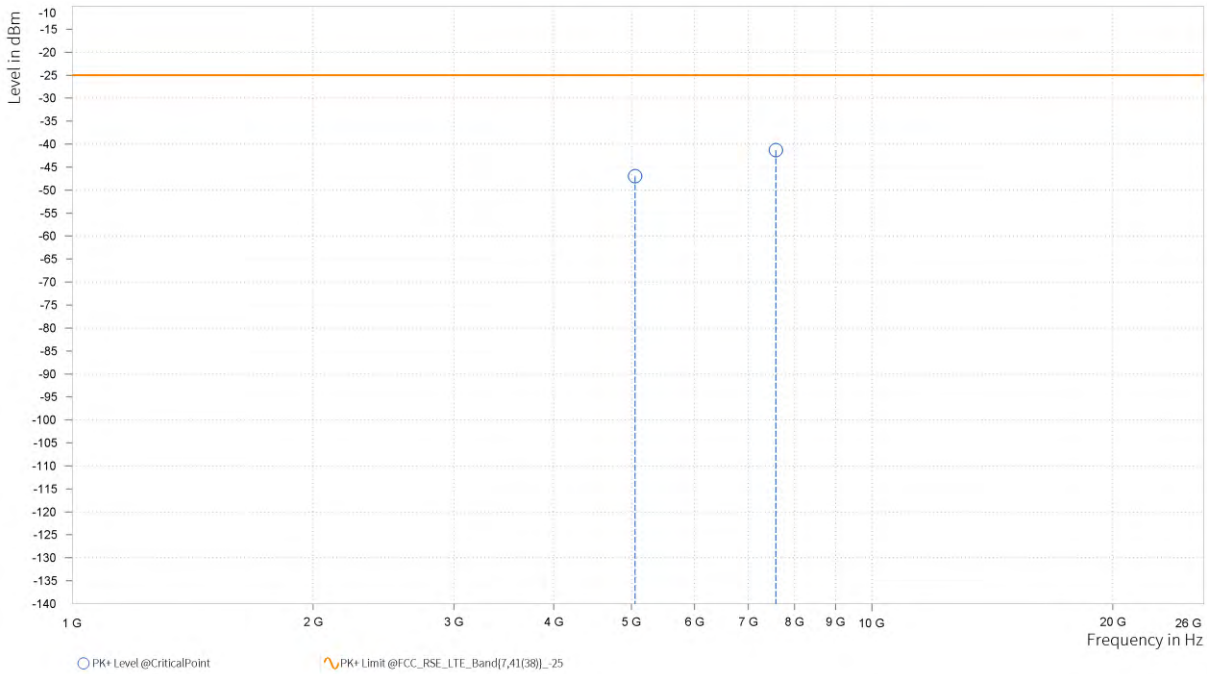

MODE	TX channel 507000	FREQUENCY RANGE	Above 1000MHz
ENVIRONMENTAL CONDITIONS	23deg. C, 70%RH	INPUT POWER	AC 120V/60HZ
TESTED BY	Hanwen Xu		
ANTENNA POLARITY & TEST DISTANCE: VERTICAL AT 3 M			

Rg	Frequency [MHz]	PK+ Level [dBm]	PK+ Limit [dBm]	PK+ Margin [dB]	Correction [dB]	Polarization	Azimuth [deg]	Antenna Height [m]
4	5,056.500	-46.06	-25.00	21.06	25.96	V	358.4	1.00
5	7,584.750	-43.22	-25.00	18.22	29.08	V	202.6	1.00

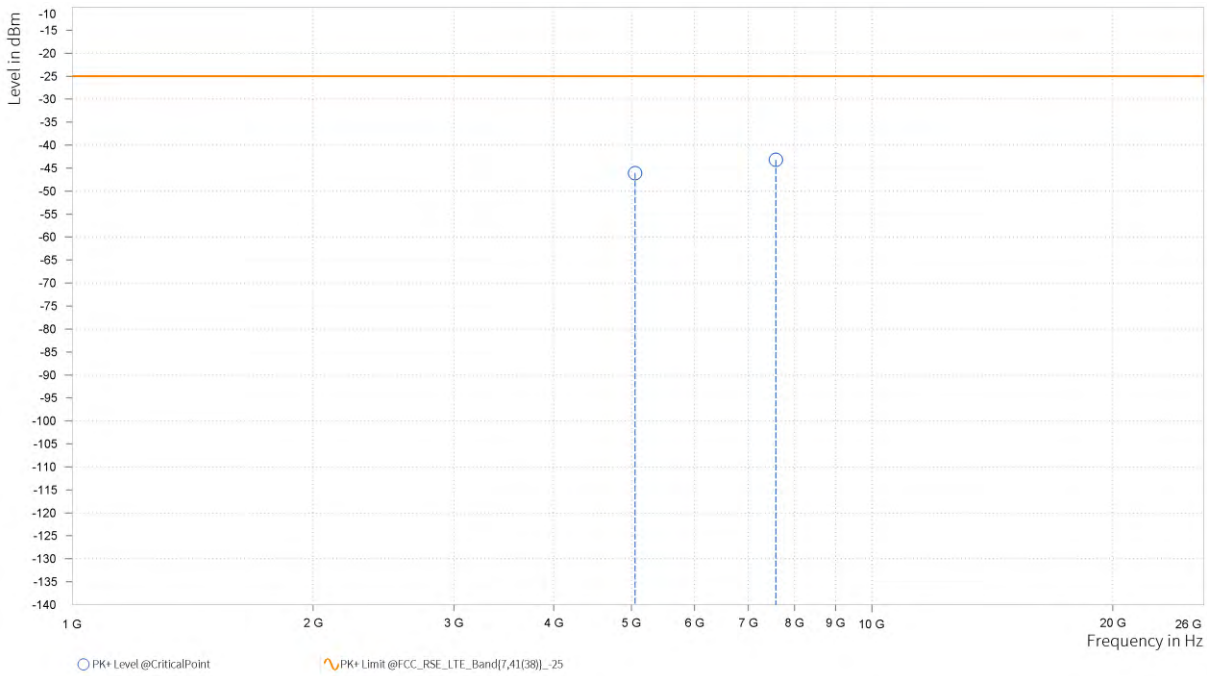

CHANNEL BANDWIDTH: 20MHz / QPSK

MODE	TX channel 507000	**FREQUENCY RANGE**	Above 1000MHz
ENVIRONMENTAL CONDITIONS	23deg. C, 70%RH	**INPUT POWER**	AC 120V/60HZ
TESTED BY	Hanwen Xu		
ANTENNA POLARITY & TEST DISTANCE: HORIZONTAL AT 3 M			

Rg	Frequency [MHz]	PK+ Level [dBm]	PK+ Limit [dBm]	PK+ Margin [dB]	Correction [dB]	Polarization	Azimuth [deg]	Antenna Height [m]
4	5,052.000	-46.65	-25.00	21.65	25.59	H	358.6	1.00
5	7,578.000	-42.90	-25.00	17.90	29.30	H	40.3	2.00

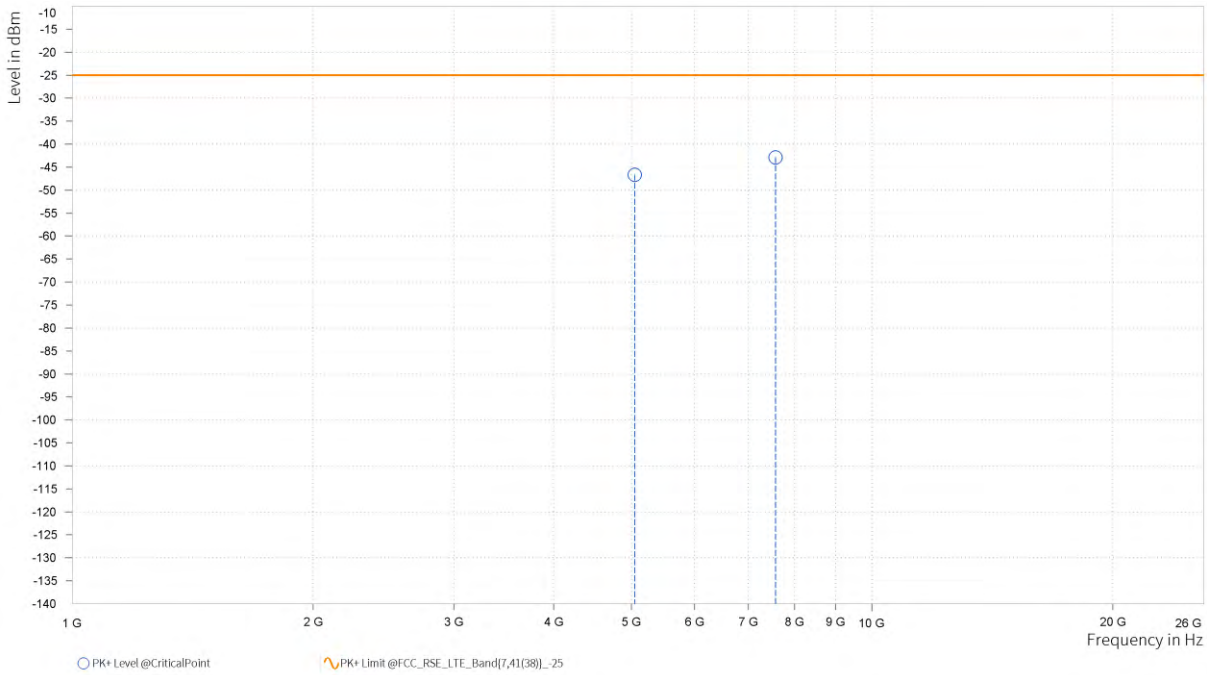

MODE	TX channel 507000	FREQUENCY RANGE	Above 1000MHz
ENVIRONMENTAL CONDITIONS	23deg. C, 70%RH	INPUT POWER	AC 120V/60HZ
TESTED BY	Hanwen Xu		
ANTENNA POLARITY & TEST DISTANCE: VERTICAL AT 3 M			

Rg	Frequency [MHz]	PK+ Level [dBm]	PK+ Limit [dBm]	PK+ Margin [dB]	Correction [dB]	Polarization	Azimuth [deg]	Antenna Height [m]
4	5,052.000	-46.49	-25.00	21.49	26.00	V	224	1.00
5	7,578.000	-43.78	-25.00	18.78	29.10	V	156.3	2.00

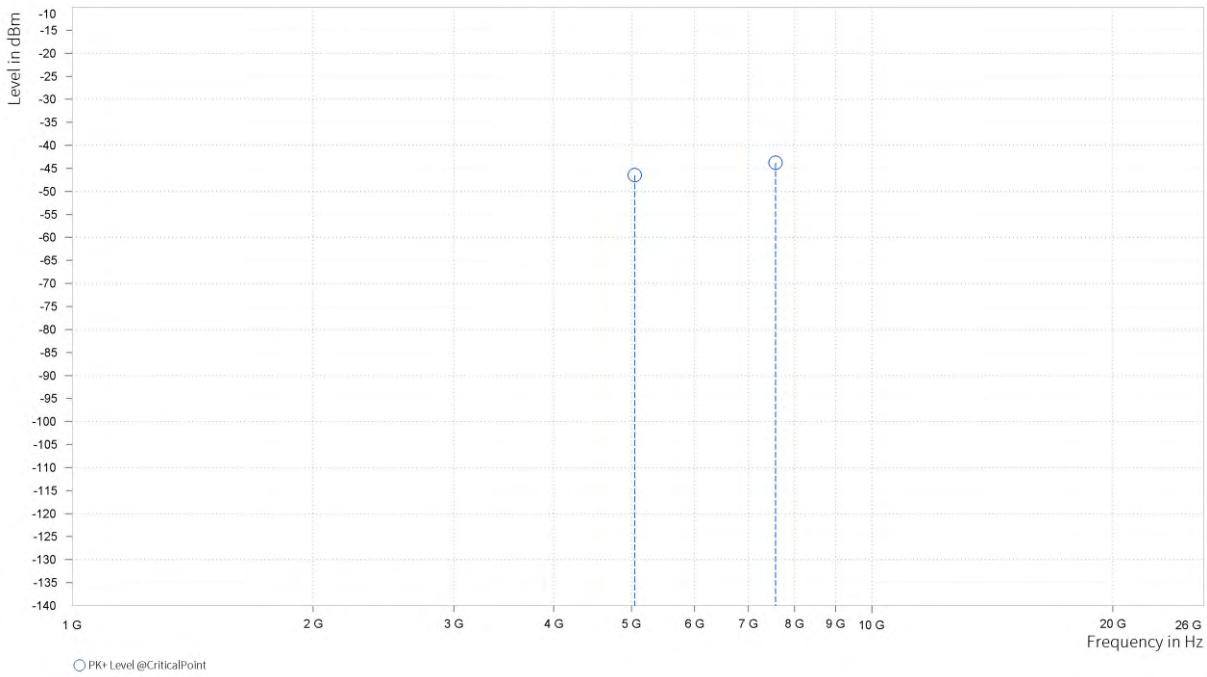

CHANNEL BANDWIDTH: 25MHz / QPSK

MODE	TX channel 507000	**FREQUENCY RANGE**	Above 1000MHz
ENVIRONMENTAL CONDITIONS	23deg. C, 70%RH	**INPUT POWER**	AC 120V/60HZ
TESTED BY	Hanwen Xu		
ANTENNA POLARITY & TEST DISTANCE: HORIZONTAL AT 3 M			

Rg	Frequency [MHz]	PK+ Level [dBm]	PK+ Limit [dBm]	PK+ Margin [dB]	Correction [dB]	Polarization	Azimuth [deg]	Antenna Height [m]
4	5,047.500	-46.25	-25.00	21.25	25.63	H	304.1	1.00
5	7,571.250	-42.70	-25.00	17.70	29.33	H	359	2.00

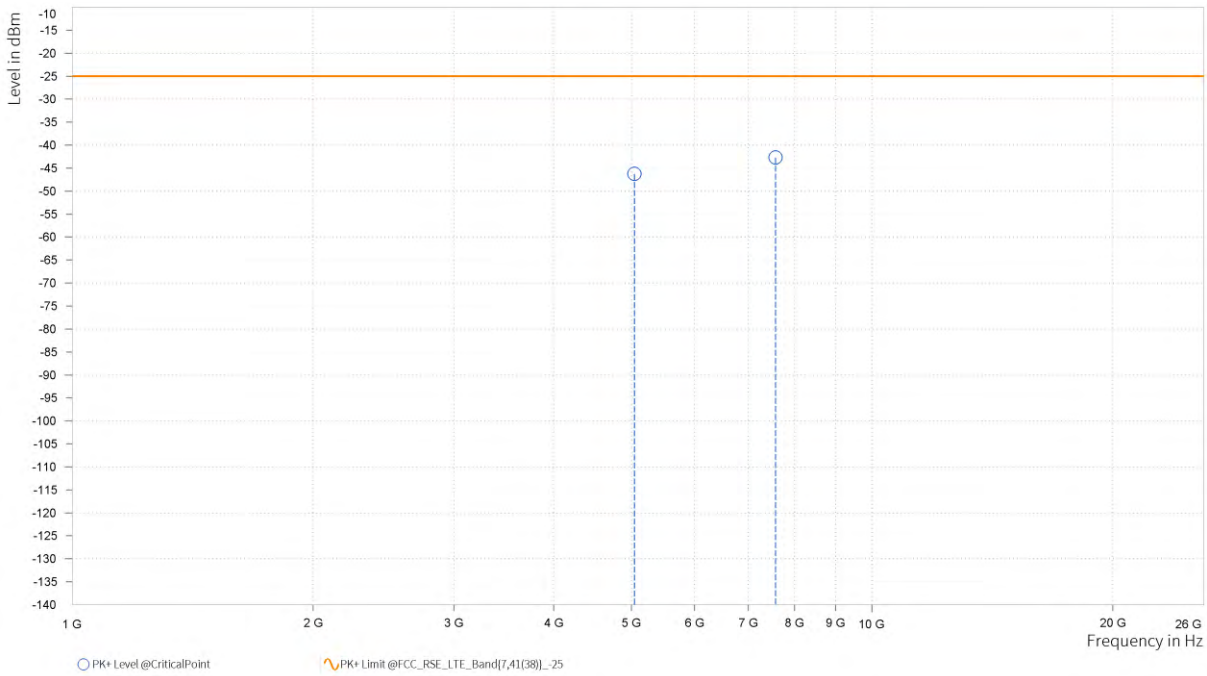

MODE	TX channel 507000	FREQUENCY RANGE	Above 1000MHz
ENVIRONMENTAL CONDITIONS	23deg. C, 70%RH	INPUT POWER	AC 120V/60HZ
TESTED BY	Hanwen Xu		
ANTENNA POLARITY & TEST DISTANCE: VERTICAL AT 3 M			

Rg	Frequency [MHz]	PK+ Level [dBm]	PK+ Limit [dBm]	PK+ Margin [dB]	Correction [dB]	Polarization	Azimuth [deg]	Antenna Height [m]
4	5,047.500	-44.97	-25.00	19.97	26.02	V	207.7	2.00
5	7,571.250	-41.04	-25.00	16.04	29.14	V	1	1.00

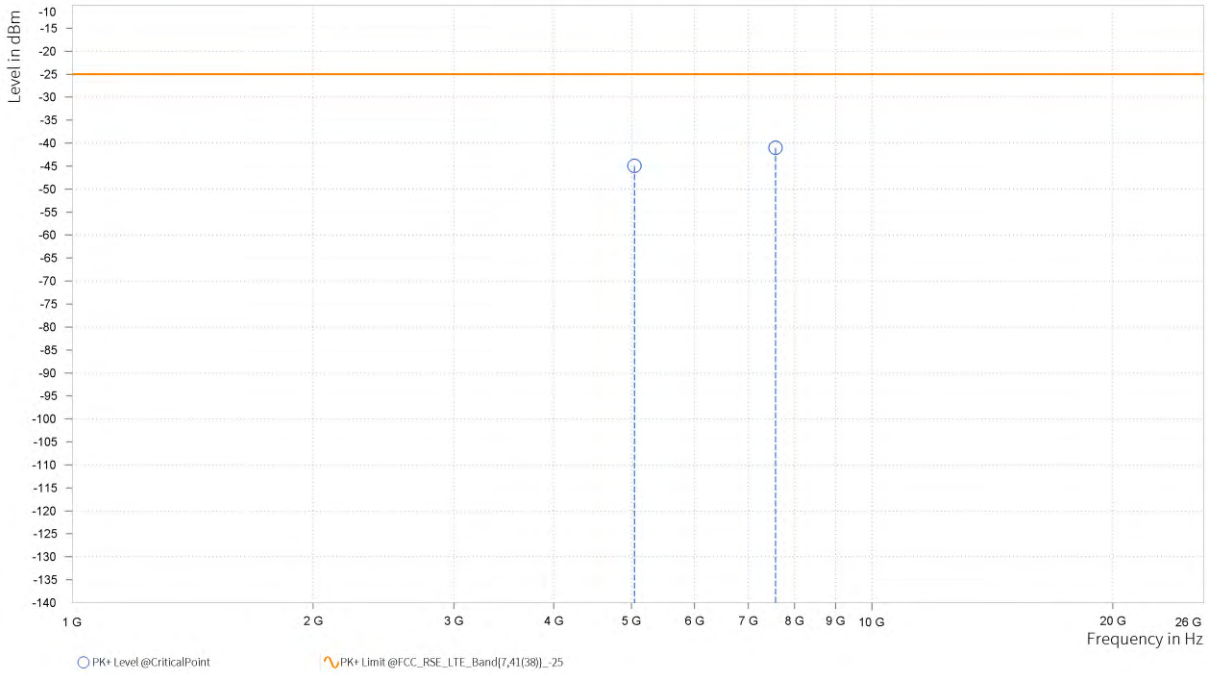

CHANNEL BANDWIDTH: 30MHz / QPSK

MODE	TX channel 507000	**FREQUENCY RANGE**	Above 1000MHz
ENVIRONMENTAL CONDITIONS	23deg. C, 70%RH	**INPUT POWER**	AC 120V/60HZ
TESTED BY	Hanwen Xu		
ANTENNA POLARITY & TEST DISTANCE: HORIZONTAL AT 3 M			

Rg	Frequency [MHz]	PK+ Level [dBm]	PK+ Limit [dBm]	PK+ Margin [dB]	Correction [dB]	Polarization	Azimuth [deg]	Antenna Height [m]
2	5,043.000	-42.21	-25.00	17.21	16.91	H	272	1.00
2	7,564.500	-40.33	-25.00	15.33	22.05	H	270.9	2.00

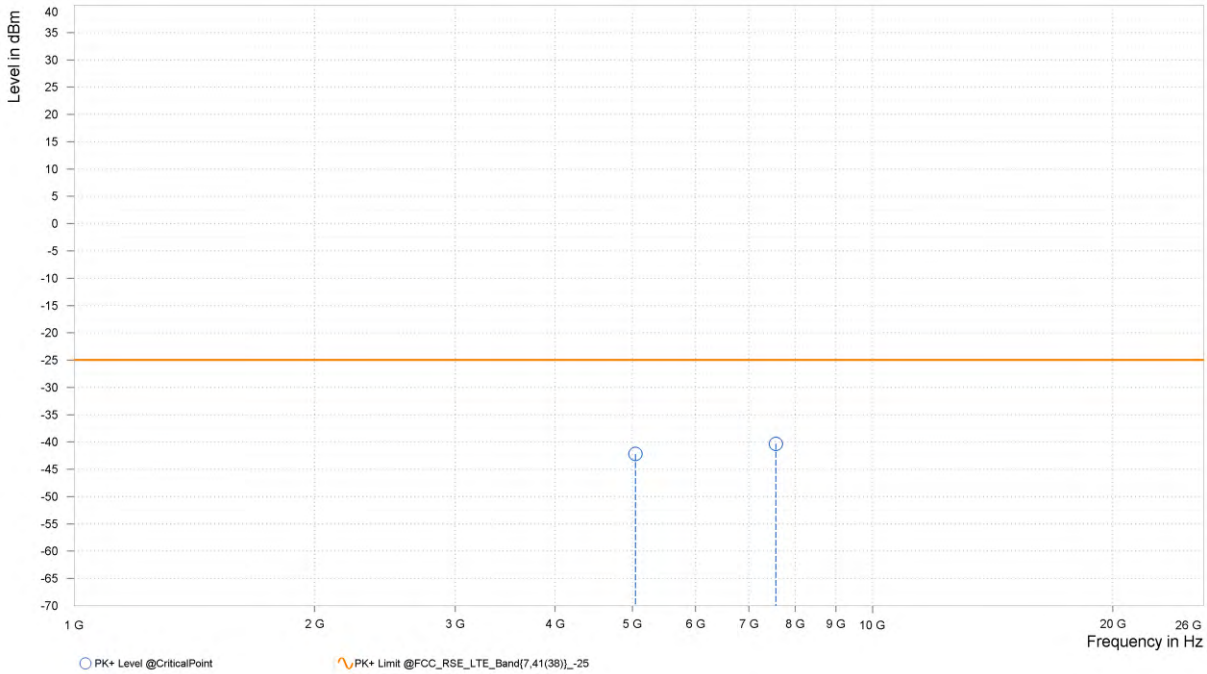

MODE	TX channel 507000	FREQUENCY RANGE	Above 1000MHz
ENVIRONMENTAL CONDITIONS	23deg. C, 70%RH	INPUT POWER	AC 120V/60HZ
TESTED BY	Hanwen Xu		
ANTENNA POLARITY & TEST DISTANCE: VERTICAL AT 3 M			

Rg	Frequency [MHz]	PK+ Level [dBm]	PK+ Limit [dBm]	PK+ Margin [dB]	Correction [dB]	Polarization	Azimuth [deg]	Antenna Height [m]
2	5,043.000	-45.02	-25.00	20.02	16.69	V	270.9	2.00
2	7,564.500	-41.17	-25.00	16.17	22.12	V	359	2.00

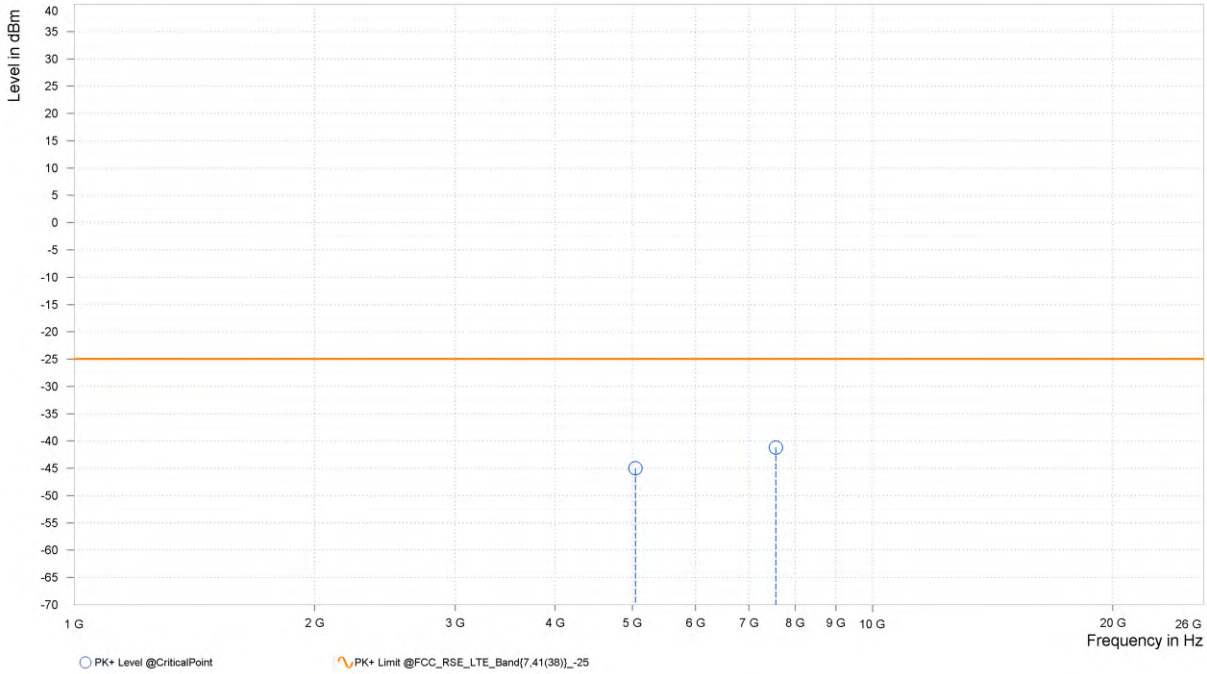

CHANNEL BANDWIDTH: 40MHz / QPSK

MODE	TX channel 507000	**FREQUENCY RANGE**	Above 1000MHz
ENVIRONMENTAL CONDITIONS	23deg. C, 70%RH	**INPUT POWER**	AC 120V/60HZ
TESTED BY	Hanwen Xu		
ANTENNA POLARITY & TEST DISTANCE: HORIZONTAL AT 3 M			

Rg	Frequency [MHz]	PK+ Level [dBm]	PK+ Limit [dBm]	PK+ Margin [dB]	Correction [dB]	Polarization	Azimuth [deg]	Antenna Height [m]
2	5,034.000	-44.44	-25.00	19.44	16.87	H	76.1	2.00
2	7,551.000	-40.31	-25.00	15.31	22.01	H	89.2	1.00

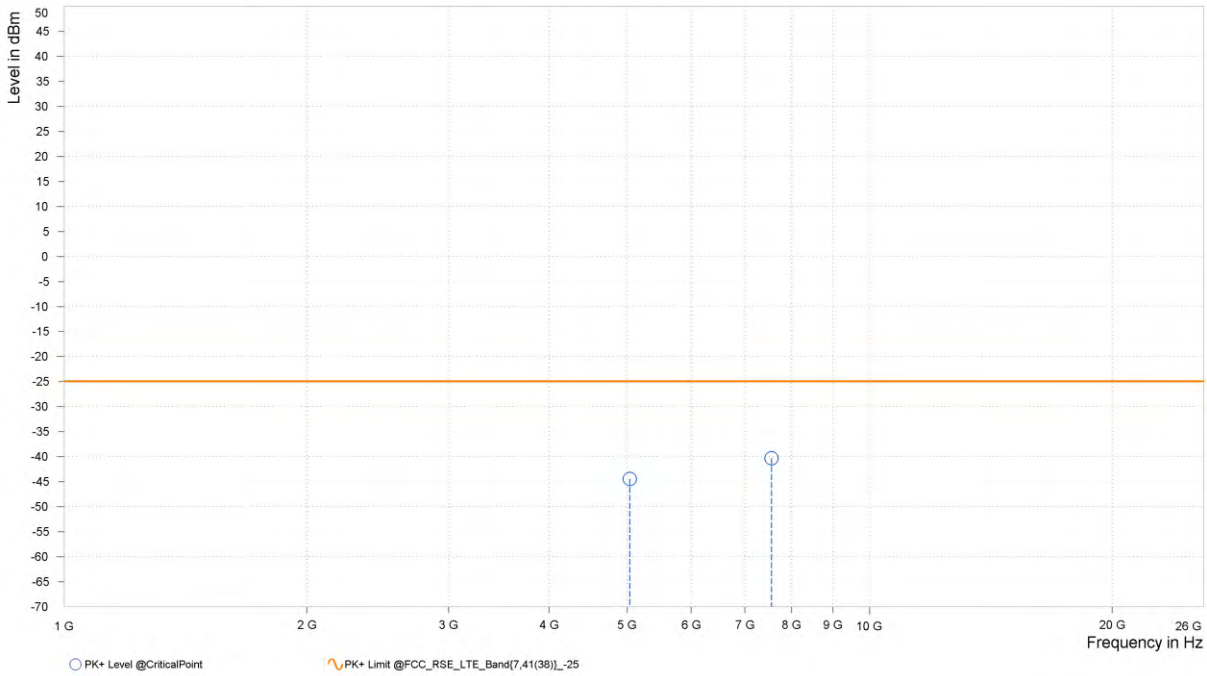

MODE	TX channel 507000	FREQUENCY RANGE	Above 1000MHz
ENVIRONMENTAL CONDITIONS	23deg. C, 70%RH	INPUT POWER	AC 120V/60HZ
TESTED BY	Hanwen Xu		
ANTENNA POLARITY & TEST DISTANCE: VERTICAL AT 3 M			

Rg	Frequency [MHz]	PK+ Level [dBm]	PK+ Limit [dBm]	PK+ Margin [dB]	Correction [dB]	Polarization	Azimuth [deg]	Antenna Height [m]
2	5,034.000	-44.37	-25.00	19.37	16.68	V	359	1.00
2	7,551.000	-40.66	-25.00	15.66	22.10	V	359	1.00

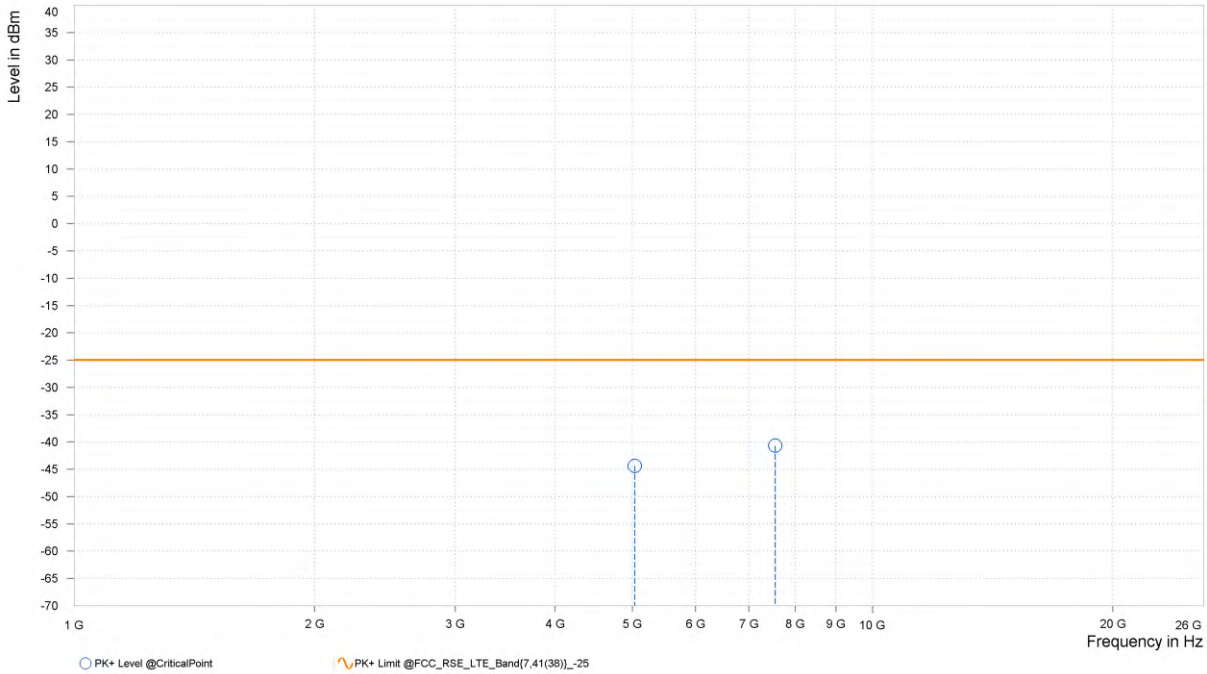

N12

CHANNEL BANDWIDTH: 5MHz / QPSK

MODE	TX channel 141500	**FREQUENCY RANGE**	Above 1000MHz
ENVIRONMENTAL CONDITIONS	23deg. C, 70%RH	**INPUT POWER**	AC 120V/60HZ
TESTED BY	Hanwen Xu		
ANTENNA POLARITY & TEST DISTANCE: HORIZONTAL AT 3 M			

Rg	Frequency [MHz]	PK+ Level [dBm]	PK+ Limit [dBm]	PK+ Margin [dB]	Correction [dB]	Polarization	Azimuth [deg]	Antenna Height [m]
2	1,410.500	-53.39	-13.00	40.39	14.26	H	7.4	2.00
2	2,115.750	-50.23	-13.00	37.23	19.35	H	81	2.00

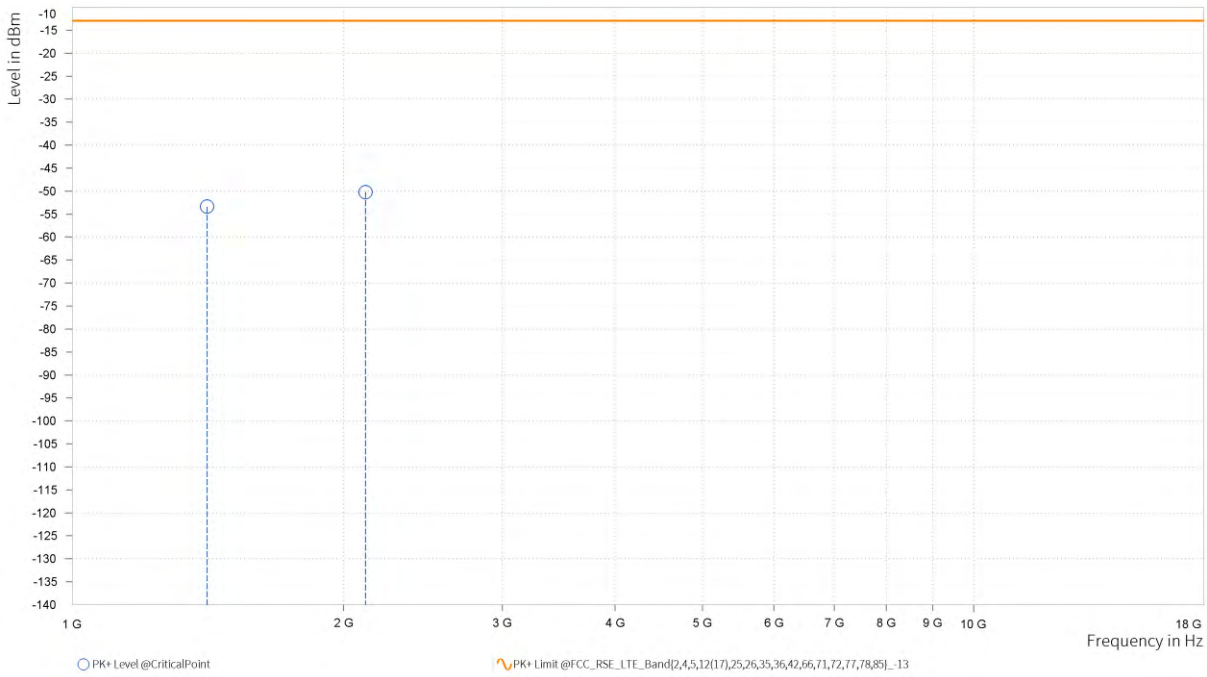

MODE	TX channel 141500	FREQUENCY RANGE	Above 1000MHz
ENVIRONMENTAL CONDITIONS	23deg. C, 70%RH	INPUT POWER	AC 120V/60HZ
TESTED BY	Hanwen Xu		
ANTENNA POLARITY & TEST DISTANCE: VERTICAL AT 3 M			
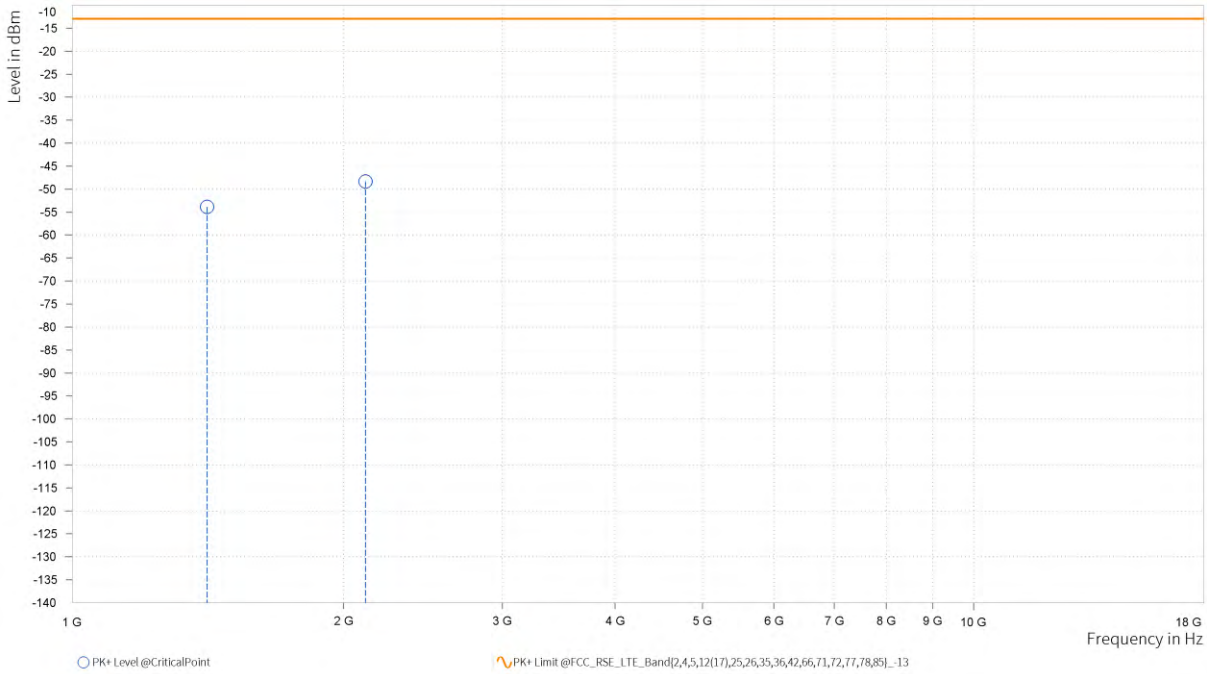
Rg	Frequency [MHz]	PK+ Level [dBm]	PK+ Limit [dBm]	PK+ Margin [dB]	Correction [dB]	Polarization	Azimuth [deg]	Antenna Height [m]
2	1,410.500	-53.87	-13.00	40.87	14.08	V	81	2.00
2	2,115.750	-48.33	-13.00	35.33	19.99	V	359	2.00