<Photographs of EUT>

<Antenna Location>

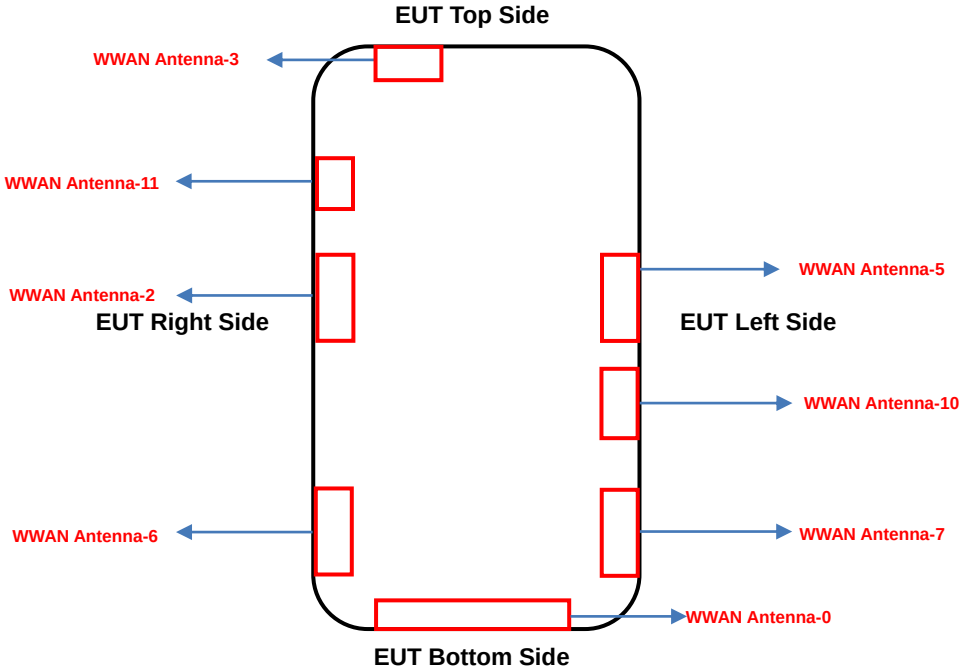

<EUT Back View>

The separation distance for antenna to edge:

Antenna	Overall diagonal(mm)	Display diagonal(mm)	To Left Side (mm)	To Right Side (mm)	To Top Side (mm)	To Bottom Side (mm)
WWAN Antenna-0	170	152	18	18	153	0
WWAN Antenna-2			73	0	65	79
WWAN Antenna-3			48	19	0	160
WWAN Antenna-5			0	73	65	95
WWAN Antenna-6			73	0	121	38
WWAN Antenna-7			0	73	121	38
WWAN Antenna-10			0	73	103	55
WWAN Antenna-11			73	0	39	118

Antenna	Supported bands
WWAN Antenna-0	GSM850/1900, WCDMA II/IV/V, LTE Band 2/4/5/12/13/14/17/25/26/66/71, NR n2/n5/ n12/n13/n14/n25/n26/n66/n71
WWAN Antenna-2	LTE Band 2/66, NR n2/n66
WWAN Antenna-3	RX only
WWAN Antenna-5	NR n77/n78
WWAN Antenna-6	LTE Band 7/30/38, NR n7/n38
WWAN Antenna-7	RX only
WWAN Antenna-10	LTE Band 7/30/41, NR n7/n30/n38/n41
WWAN Antenna-11	LTE Band 42/43/48, NR n48/n77/78

Note:

1. LTE Band 2/66 and NR n2/66 of antenna 2 can only TX transmit in ENDC mode.
2. LTE Band 7 and NR n7/38 of antenna 10 can only TX transmit in ENDC mode.
3. LTE Band 30 of antenna 2 can only TX transmit in ENDC mode.

<Photographs of SAR Setup>



Right Cheek
(Head Mode)

Right Tilted
(Head Mode)



Left Cheek
(Head Mode)



Left Tilted
(Head Mode)



Front Face of EUT with 1 cm Gap
(Hotspot Mode)



Rear Face of EUT with 1 cm Gap
(Hotspot Mode)



Left Side of EUT with 1 cm Gap (Hotspot Mode)



Right Side of EUT with 1 cm Gap (Hotspot Mode)



Top Side of EUT with 1 cm Gap (Hotspot Mode)



Bottom Side of EUT with 1 cm Gap (Hotspot Mode)

Front Face of EUT with 1.5 cm Gap (Body-Worn Mode)



Rear Face of EUT with 1.5 cm Gap (Body-Worn Mode)



Rear Face of EUT with 0 cm Gap (Extremity Mode)



Right Side of EUT with 0 cm Gap (Extremity Mode)



Bottom Side of EUT with 0 cm Gap (Extremity Mode)