Certification

R-C-PM1-RF851

For European Community Users

We have included this bulletin to comply with Directive 2012/19/EU OF THE EUROPEAN PARLIAMENT AND OF THE COUNCIL of 4 July 2012 on Waste Electrical and Electronic Equipment (WEEE)

This product has required the extraction and use of natural resources for its production. It may contain hazardous substances that could impact health and the environment, If not, properly disposed.

In order to avoid the dissemination of those substances in our environment and diminish the pressure on the natural resources, we encourage you to use the appropriate take-back systems for product disposal.
Those systems will reuse or recycle most of the materials of the product you are disposing in a sound way.

The crossed out wheeled bin symbol inform you that the product should not be disposed of along with municipal waste and invites you to use the appropriate separate take-back systems for product disposal.

If you need more information on the collection, reuse, and recycling system, please contact your local or regional waste administration.

You can also contact your supplier for more information on the environmental performances of this product.

CE Compliance (for EU only)

This product is labeled with the CE mark in accordance with the provisions of the applicable RoHS Directive 2011/65/EU for this product and the electric accessories.

FCC Warning

This equipment has been tested and found to comply with the limits for a Class B digital device,pursuant to part 15 of the FCC Rules. These limits are designed to provide reasonable protection against harmful interference in a residential installation.
This equipment generates, uses and can radiate radio frequency energy and, if not installed and used in accordance with the instructions, may cause harmful interference to radio communications. However, there is no guarantee that interference will not occur in a particular installation.
If this equipment does cause harmful interference to radio or television reception, which can be determined by turning the equipment off and on, the user is encouraged to try to correct the interference by one or more of the following measures:

- Reorient or relocate the receiving antenna.
- Increase the separation between the equipment and receiver.
- Connect the equipment into an outlet on a circuit different from that to which the receiver is connected.
- Consult the dealer or an experienced radio/TV technician for help.
- Changes or modifications not expressly approved by the manufacturer (or party responsible)

for compliance could void the user's authority to operate the equipment.

Part 15.19
This device complies with part 15 of the FCC Rules. Operation is subject to the following two conditions: (1) This device may not cause harmful interference, and (2) this device must accept any interference received, including interference that may cause undesired operation.

When using RF-851 holding in hand, keep separation distance of at least 20 cm from the user's body.

IC Warning

This device complies with Industry Canada license-exempt RSS standard(s). Operation is subject to the following two conditions : (1) This
device may not cause interference; and (2) This device must accept any interference, including interference that may cause undesired operation of the device.

Le présent appareil est conforme aux CNR d'Industrie Canada applicables aux appareils radio exempts de licence. L'exploitation est autorisée aux deux conditions suivantes : (1) l'appareil ne doit pas produire de brouillage, et (2) l'utilisateur de l'appareil doit accepter tout brouillage radioélectrique subi, même si le brouillage est susceptible d'en compromettre le fonctionnement.

When using RF-851 holding in hand, keep separation distance of at least 20 cm from the user's body.

Lorsque vous utilisez le RF-851 en tenant en main, maintenez une distance de séparation d'au moins 20 cm du corps de l'utilisateur.

Package Contents and Accessories

Standard Accessories

RF851

Battery Cover for RF851

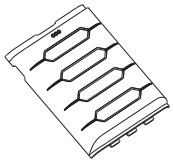

AC/DC Adapter (5V2A)

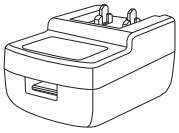

Country Plug

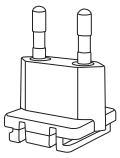

Hand Strap

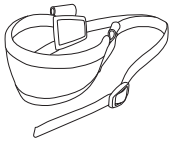

USB Type-C Cable

Optional Accessories

Single Slot Cradle and Single Slot Ethernet Cradle

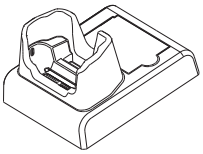

POINT Mobile

Quick Start Guide

RF851

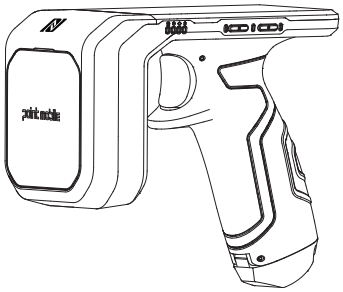

- For more details of product information and user guide, please refer to our website (www.pointmobile.co.kr)

Rev.01

Device Layout

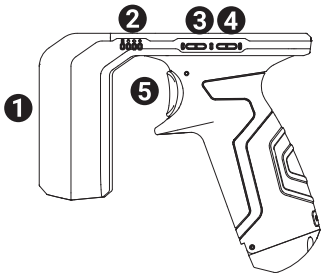

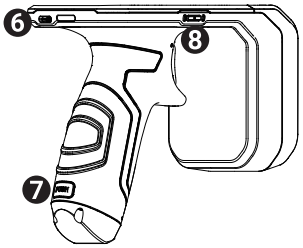

1. UHF Antenna
2. LED Indicator
3. Trigger-Mode key
4. Connect-Mode Key
5. Trigger
6. USB Type-C Connector
7. Battery Release Button
8. Power key

Charging the RF851

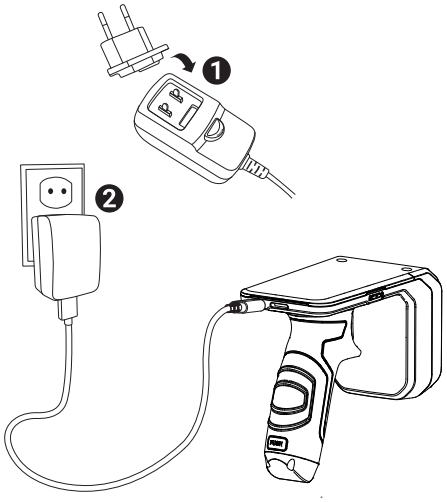

The RF851 and PM85 are charged individually. Charge the RF851 by inserting the USB Type-C cable to the connector. The RF851 is fully charged when the charging LED is solid green (see next page for LED indicator).

<Caution>

1. Always use an original power supply from Point Mobile. Other chargers and cables may damage the RF851.
2. Make sure the connector, charger, cable is not wet.
3. The device warranty does not cover any damage caused by the usage of non-original power supplies.

Specifications

Product Name : RFID/USN Wireless

Item	Specifications
Frequency	UHF 900MHz
Protocol	ISO 18000-63(18000-6C) / EPC global Class 1 Gen 2
Output	Max. 30 dBm(1Watt)
USB	USB Type C / USB to Serial Communication
Bluetooth	Bluetooth v4.0(Classic + Low Energy) / SSP Profile
LED	LED(Charging / State / Connect-Mode / Trigger-Mode)
Button	Power, Trigger Mode, Connection Mode
Buzzer	Max, Min, Mute
Configurations	RFID only or RFID with 2D scanner(Optional)
Size	81.3(W) x 153.8(L) x 142.2(H) mm
Battery	3,250 mA, 3.635V Li-ion (Replaceable)
Battery Charge Time	AC : About 4H
Drop	1.5M
Adaptor	5V / 2A
Weight	364g

LED Indicator

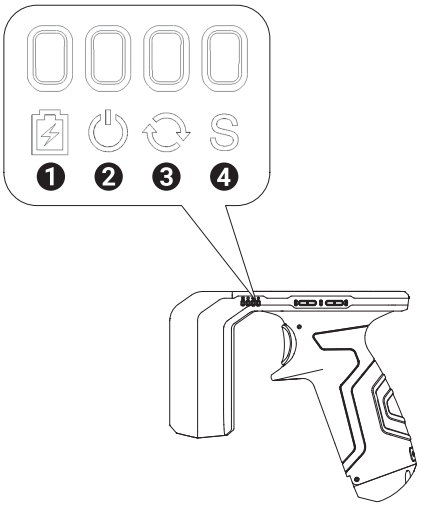

1. Charging LED	Solid Red Solid Green	Battery is charging Battery is charged
2. State LED	Solid Red Blinking Red Solid Green	Power is On Power is low BT is connected
3. Connect-Mode LED	Turned off Solid Red	SPP connected UART connected
4. Trigger-Mode LED	Turned off Solid Red	UHF RFID ready Barcode scan ready

Battery Replacement

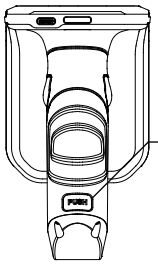

1 Press PUSH button on the back of the handle to replace the battery.

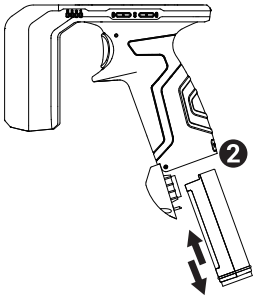

2 When the battery cover is open, the battery can be easily taken out and replaced with a new one.