BE-WLKBMB2B_24-0816_QSG_V3_EN.ai 1 10/17/2024 10:48:02 AM

V3 FINAL FOR PRINT

Flat size (W×H): 23.6 × 5.3 in. (600 × 135 mm)
Final folded size: 3.9 × 5.3 in. (100 × 135 mm)

Full-size Wireless Keyboard and Mouse Bundle

Quick Setup Guide

BE-WLKBMB2B

BEST BUY essentials™

Before using your new product, please read these instructions to prevent any damage.

Package contents

- Wireless keyboard
- Wireless mouse
- USB receiver
- AA battery (1)
- AAA batteries (2)
- *Quick Setup Guide*

System requirements

- Windows® 11, Windows® 10, macOS 10.12 to 11.4, and Chrome OS 78

Features

- Eliminate cords using a 2.4GHz wireless design (batteries included)
- Connect easily with a plug-and-play USB receiver
- Enjoy smooth tracking with a 6-button, right-handed optical mouse
- Allows more accurate input with a full-size number pad and adjustable mouse speed (800/1,200/1,600 DPI)
- Provides quick access using multimedia keys
- Offers three height positions for comfortable typing

Multimedia keys

Front

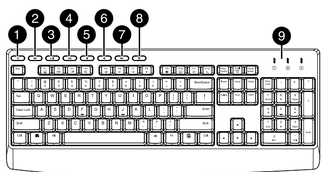

Back

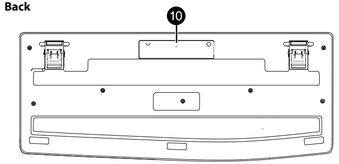

#	ICON	ITEM	DESCRIPTION
1	♫	Media select	Select media player.
2	⏮	Previous	Press to select the previous media track.
3	▶/II	Play/Pause	Press to play or pause media.
4	⏭	Next	Press to select the next media track.
5	🔇	Mute	Press to turn off the computer's sounds.
6	🔉	Volume down	Press to decrease the computer's volume.
7	🔊	Volume up	Press to increase the computer's volume.
8	🖩	Calculator	Press to launch the Microsoft calculator.
9	LED indicator		Cap lock, Num lock, Low battery warning and pairing.
10	Battery cover		Remove to install or replace the batteries.

Shortcut keys

ICON	FUNCTION	FN COMBINATION	DESCRIPTION
	My computer	Fn+F1	Open my computer
	Email	Fn+F2	Launch email box
	Desktop	Fn+F3	Display desktop
	Search	Fn+F4	Open the web or system searching
	Web	Fn+F5	Open the browser
	Previous track	Fn+F6	Previous media track function
	Next track	Fn+F7	Next media track function
	Close document	Fn+F8	Close the office document
	Save document	Fn+F9	Save the office document
	Printing	Fn+F10	Print the office document
	Setting	Fn+F11	Open computer's system Settings
	Close the screen	Fn+F12	Turn off the computer screen

Note: Some shortcut and function keys are only available on Windows, and not supported by macOS.

Wireless keyboard

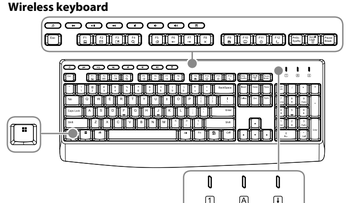

LED indicators

Wireless mouse

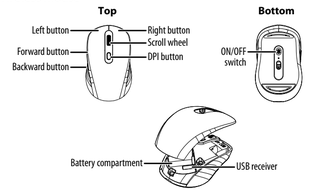

Setting up your keyboard

1 Squeeze the tab and pull the battery cover off.

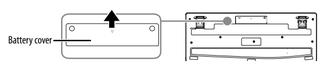

2 Insert the two included AAA batteries into the battery compartment. Make sure that the + and - signs match the symbols in the compartment.

3 Replace the battery cover.

Setting up your mouse

1 Lift up on the back edge of the mouse (where the label is attached) to separate the top and bottom of the mouse and reveal the battery and USB receiver. Remove and discard the label.

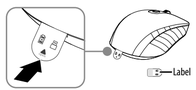

2 Lift the top cover off of the mouse.

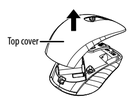

3 Remove the USB receiver.

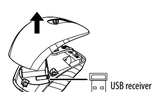

4 Insert the included AA battery into the battery compartment. Make sure that the + and - signs match the symbols in the compartment.

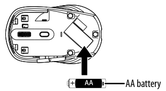

5 Replace the top cover by fitting it to the base, then pressing the two pieces together.

6 Press the DPI button to switch between cursor speeds (800, 1200, 1600).

Tip: When you won't be using the keyboard and mouse for an extended period, store the USB receiver in the mouse.

Connecting your keyboard and mouse to your computer

Plug the USB receiver into a USB port on your computer. Your computer automatically detects your keyboard and mouse and you can immediately begin using them.

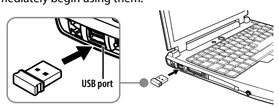

Cleaning your keyboard and mouse

Wipe your keyboard and mouse with a damp, lint-free cloth.

Specifications

Keyboard:

- **Dimensions (H × W ×D)**: .94 × 17.34 × 7.1 in. (2.4 × 44.01 × 18 cm)
- **Weight**: 19.40 oz. (550 g)
- **Battery**: Two AAA alkaline batteries
- **Battery life**: About 13 months (based on average usage)
- **Radio frequency**: 2.4GHz
- **Operating distance**: 33 ft. (10 m)
- **Number of keys**: 112
- **Rating**: 3V ~ 4mA

Mouse:

- **Dimensions (H × W ×D)**: 1.5 × 2.55 × 4.22 in. (3.78 × 6.47 × 10.71 cm)
- **Weight**: 2.36 oz. (67 g)
- **Battery**: One AA alkaline battery
- **Battery life**: About 6 months (based on average usage)
- **Rating**: 1.5V ~ 8mA
- **DPI**: 800, 1200, and 1600
- **Operating distance**: 33 ft. (10 m)

USB receiver:

- **Dimensions (H × W ×D)**: .23 × .53 × .74 in. (.58 × 1.35 × 1.87 cm)
- **Weight**: .055 oz. (1.55 g)
- **Interface**: USB 1.1, 2.0, 3.0

Troubleshooting

My keyboard or mouse is not working.

- Make sure that your mouse is turned on.
- Move your device closer to your computer.
- Make sure that your computer meets the system requirements.
- Only use your mouse on a clean, flat, non-slippery surface to ensure smooth and accurate cursor action.
- Avoid using your mouse on a reflective, transparent, or metallic surface.
- Replace the battery in your device. The low battery indicator on your keyboard blinks when the battery is low.
- Try connecting your USB receiver into a different USB port on your computer.
- Try removing or moving other wireless devices away from the computer to prevent interferences.
- Try restarting your computer with the USB receiver plugged in.
- The keyboard and mouse work together with one USB receiver. Using another keyboard or mouse will not work.

My mouse pointer or scroll wheel is too sensitive or not sensitive enough and needs adjustment.

Adjust the cursor or scroll wheel settings on your computer. Refer to the documentation that came with your computer.

Legal notices

FCC Information

This device complies with Part 15 of the FCC Rules. Operation is subject to the following two conditions: (1) this device may not cause harmful interference, and (2) this device must accept any interference received, including interference that may cause undesired operation.

FCC Caution

Changes or modifications not expressly approved by the party responsible for compliance could void the user's authority to operate the equipment.

FCC Statement:

Note: This equipment has been tested and found to comply with the limits for a Class B digital device, pursuant to part 15 of the FCC Rules. These limits are designed to provide reasonable protection against harmful interference in a residential installation. This equipment generates, uses, and can radiate radio frequency energy and, if not installed and used in accordance with the instructions, may cause harmful interference to radio communications. However, there is no guarantee that interference will not occur in a particular installation. If this equipment does cause harmful interference to radio or television reception, which can be determined by turning the equipment off and on, the user is encouraged to try to correct the interference by one or more of the following measures:

- Reorient or relocate the receiving antenna.
- Increase the separation between the equipment and receiver.
- Connect the equipment into an outlet on a circuit different from that to which the receiver is connected.
- Consult the dealer or an experienced radio/TV technician for help.

RSS-Gen Statement:

This device contains licence-exempt transmitter(s)/receiver(s) that comply with Innovation, Science and Economic Development Canada's licence-exempt RSS(s). Operation is subject to the following two conditions:

1. This device may not cause interference.
2. This device must accept any interference, including interference that may cause undesired operation of the device.

Ce dispositif contient des émetteurs exonérés de permis(s)/récepteurs)s qui sont conformes aux RSS (s) exemptés de licence du Canada. L'opération est soumise aux deux conditions suivantes :

1. Cet appareil peut ne pas causer d'interférences.
2. Ce dispositif doit accepter toute interférence, y compris les interférences qui peuvent provoquer un fonctionnement indésirable de l'appareil.

RSS-102 Statement:

This equipment complies with Innovation, Science and Economic Development Canada's radiation exposure limits set forth for an uncontrolled environment.

Cet équipement est conforme aux limites d'exposition aux rayonnements de Développement économique Canada pour l'innovation, les sciences et le développement économique établies dans un environnement incontrôlé.

RF warning statement:
The device has been evaluated to meet general RF exposure requirement. The device can be used in portable exposure condition without restriction.
IC Radiation Exposure Statement:
This equipment complies with IC radiation exposure limits set forth for an uncontrolled environment. This equipment can be used in portable exposure condition without restriction.
Déclaration d'exposition aux rayonnements d'IC :
Cet équipement est conforme aux limites d'exposition aux rayonnements d'IC définies pour un
environnement non contrôlé. Cet équipement peut être utilisé dans des conditions d'exposition
portable sans restriction.
Dongle
HVIN: MS631-D
FCC ID: V4P-MS631D
IC: 12487A-MS631D
Mouse
HVIN: MS-631
PMN: BE-WLKBMB2B, BE-WLKBMB2B-C
FCC ID: V4P-MS631
IC: 12487A-MS631
Keyboard
HVIN: KB-995
PMN: BE-WLKBMB2B, BE-WLKBMB2B-C
FCC ID: V4P-KB995
IC: 12487A-KB995

One-year limited warranty

Visit www.bestbuy.com/bestbuyessentials for details.