LTE Band 12 / 5MHz

Lowest Channel / QPSK

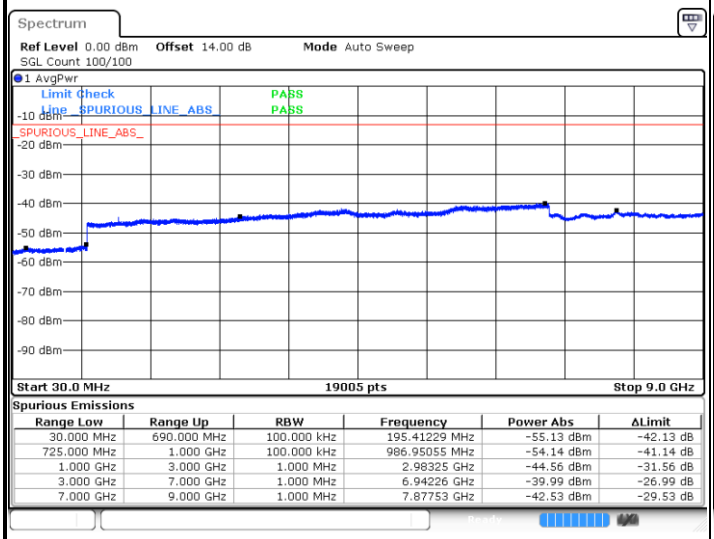

Spurious Emissions

Range Low	Range Up	RBW	Frequency	Power Abs	ΔLimit
30.000 MHz	690.000 MHz	100.000 kHz	195.41229 MHz	-55.13 dBm	-42.13 dB
725.000 MHz	1.000 GHz	100.000 kHz	986.95055 MHz	-54.14 dBm	-41.14 dB
1.000 GHz	3.000 GHz	1.000 MHz	2.98325 GHz	-44.56 dBm	-31.56 dB
3.000 GHz	7.000 GHz	1.000 MHz	6.94226 GHz	-39.99 dBm	-26.99 dB
7.000 GHz	9.000 GHz	1.000 MHz	7.87753 GHz	-42.53 dBm	-29.53 dB

Date: 6.DEC.2017 14:40:41

Lowest Channel / 16QAM

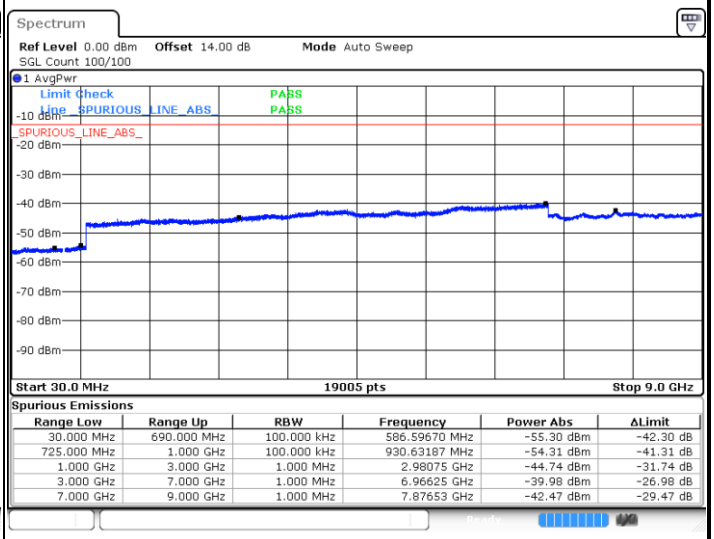

Spurious Emissions

Range Low	Range Up	RBW	Frequency	Power Abs	ΔLimit
30.000 MHz	690.000 MHz	100.000 kHz	586.59670 MHz	-55.30 dBm	-42.30 dB
725.000 MHz	1.000 GHz	100.000 kHz	930.63187 MHz	-54.31 dBm	-41.31 dB
1.000 GHz	3.000 GHz	1.000 MHz	2.98075 GHz	-44.74 dBm	-31.74 dB
3.000 GHz	7.000 GHz	1.000 MHz	6.96625 GHz	-39.98 dBm	-26.98 dB
7.000 GHz	9.000 GHz	1.000 MHz	7.87653 GHz	-42.47 dBm	-29.47 dB

Date: 6.DEC.2017 14:41:37

Middle Channel / QPSK

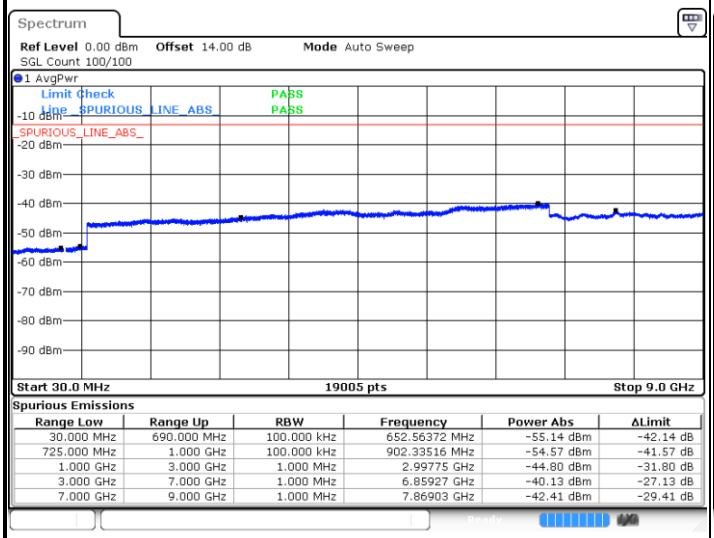

Spurious Emissions

Range Low	Range Up	RBW	Frequency	Power Abs	ΔLimit
30.000 MHz	690.000 MHz	100.000 kHz	652.56372 MHz	-55.14 dBm	-42.14 dB
725.000 MHz	1.000 GHz	100.000 kHz	902.33516 MHz	-54.57 dBm	-41.57 dB
1.000 GHz	3.000 GHz	1.000 MHz	2.99775 GHz	-44.80 dBm	-31.80 dB
3.000 GHz	7.000 GHz	1.000 MHz	6.85927 GHz	-40.13 dBm	-27.13 dB
7.000 GHz	9.000 GHz	1.000 MHz	7.86903 GHz	-42.41 dBm	-29.41 dB

Date: 6.DEC.2017 14:43:11

Middle Channel / 16QAM

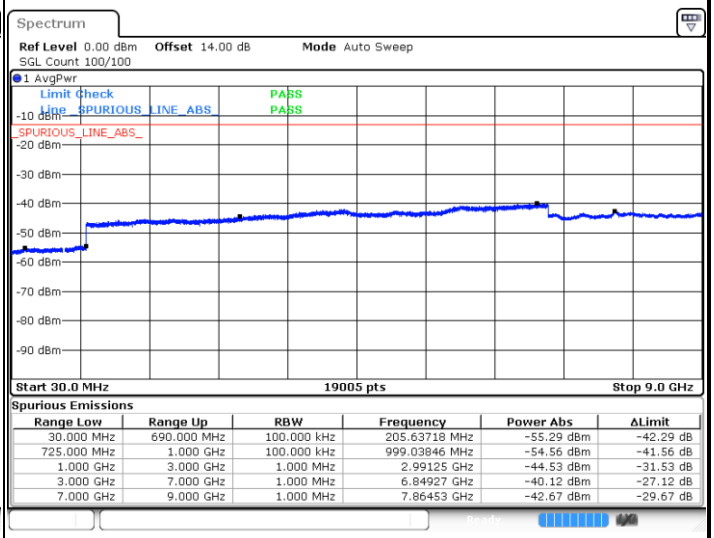

Spurious Emissions

Range Low	Range Up	RBW	Frequency	Power Abs	ΔLimit
30.000 MHz	690.000 MHz	100.000 kHz	205.63718 MHz	-55.29 dBm	-42.29 dB
725.000 MHz	1.000 GHz	100.000 kHz	999.03846 MHz	-54.56 dBm	-41.56 dB
1.000 GHz	3.000 GHz	1.000 MHz	2.99125 GHz	-44.53 dBm	-31.53 dB
3.000 GHz	7.000 GHz	1.000 MHz	6.84927 GHz	-40.12 dBm	-27.12 dB
7.000 GHz	9.000 GHz	1.000 MHz	7.86453 GHz	-42.67 dBm	-29.67 dB

Date: 6.DEC.2017 14:44:07

LTE Band 12 / 5MHz

Highest Channel / QPSK

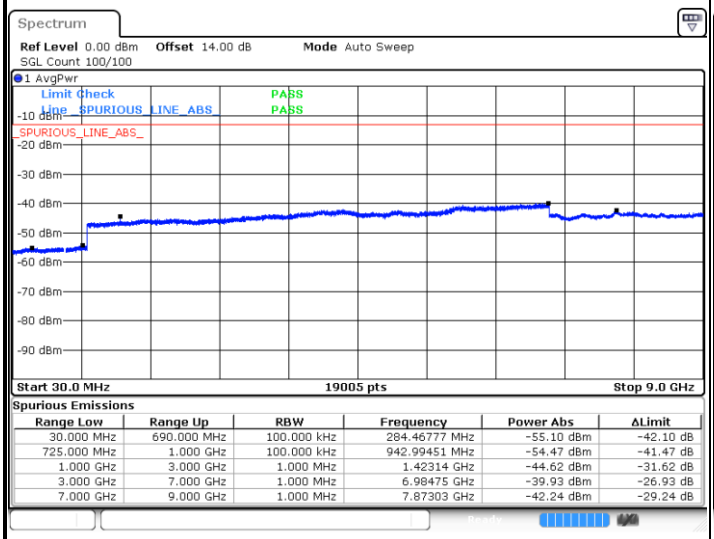

Spurious Emissions

Range Low	Range Up	RBW	Frequency	Power Abs	ΔLimit
30.000 MHz	690.000 MHz	100.000 kHz	284.46777 MHz	-55.10 dBm	-42.10 dB
725.000 MHz	1.000 GHz	100.000 kHz	942.99451 MHz	-54.47 dBm	-41.47 dB
1.000 GHz	3.000 GHz	1.000 MHz	1.42314 GHz	-44.62 dBm	-31.62 dB
3.000 GHz	7.000 GHz	1.000 MHz	6.98475 GHz	-39.93 dBm	-26.93 dB
7.000 GHz	9.000 GHz	1.000 MHz	7.87303 GHz	-42.24 dBm	-29.24 dB

Date: 6.DEC.2017 14:50:19

Highest Channel / 16QAM

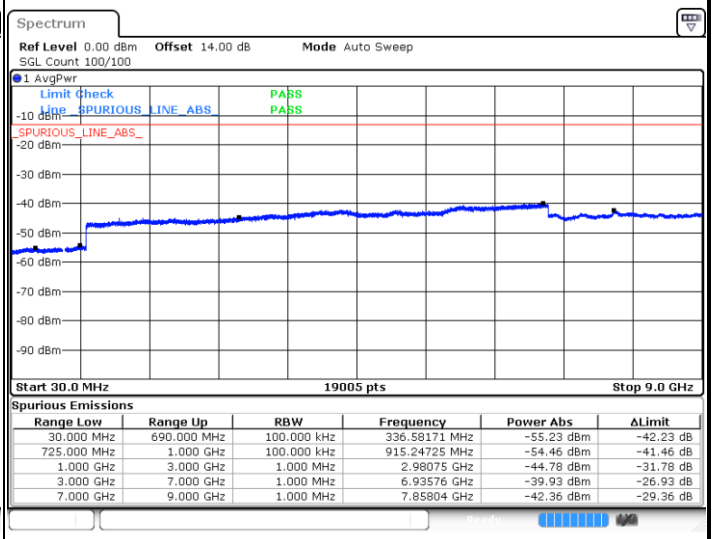

Spurious Emissions

Range Low	Range Up	RBW	Frequency	Power Abs	ΔLimit
30.000 MHz	690.000 MHz	100.000 kHz	336.58171 MHz	-55.23 dBm	-42.23 dB
725.000 MHz	1.000 GHz	100.000 kHz	915.24725 MHz	-54.46 dBm	-41.46 dB
1.000 GHz	3.000 GHz	1.000 MHz	2.98075 GHz	-44.78 dBm	-31.78 dB
3.000 GHz	7.000 GHz	1.000 MHz	6.93576 GHz	-39.93 dBm	-26.93 dB
7.000 GHz	9.000 GHz	1.000 MHz	7.85804 GHz	-42.36 dBm	-29.36 dB

Date: 6.DEC.2017 14:51:15

LTE Band 12 / 10MHz

Lowest Channel / QPSK

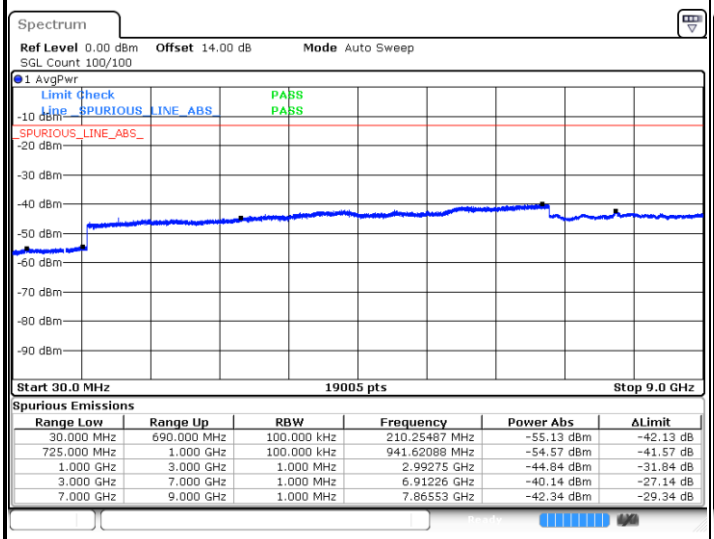

Spurious Emissions

Range Low	Range Up	RBW	Frequency	Power Abs	ΔLimit
30.000 MHz	690.000 MHz	100.000 kHz	210.25487 MHz	-55.13 dBm	-42.13 dB
725.000 MHz	1.000 GHz	100.000 kHz	941.62088 MHz	-54.57 dBm	-41.57 dB
1.000 GHz	3.000 GHz	1.000 MHz	2.99275 GHz	-44.84 dBm	-31.84 dB
3.000 GHz	7.000 GHz	1.000 MHz	6.91226 GHz	-40.14 dBm	-27.14 dB
7.000 GHz	9.000 GHz	1.000 MHz	7.86553 GHz	-42.34 dBm	-29.34 dB

Date: 6.DEC.2017 14:58:11

Lowest Channel / 16QAM

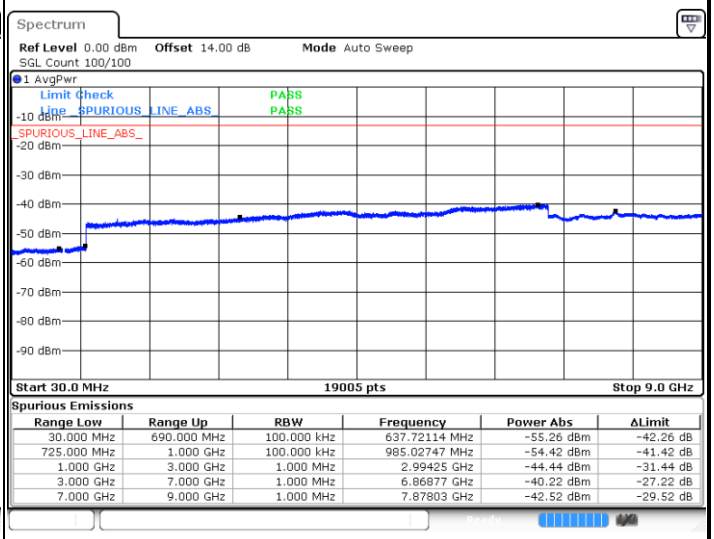

Spurious Emissions

Range Low	Range Up	RBW	Frequency	Power Abs	ΔLimit
30.000 MHz	690.000 MHz	100.000 kHz	637.72114 MHz	-55.26 dBm	-42.26 dB
725.000 MHz	1.000 GHz	100.000 kHz	985.02747 MHz	-54.42 dBm	-41.42 dB
1.000 GHz	3.000 GHz	1.000 MHz	2.99425 GHz	-44.44 dBm	-31.44 dB
3.000 GHz	7.000 GHz	1.000 MHz	6.86877 GHz	-40.22 dBm	-27.22 dB
7.000 GHz	9.000 GHz	1.000 MHz	7.87803 GHz	-42.52 dBm	-29.52 dB

Date: 6.DEC.2017 14:59:07

LTE Band 12 / 10MHz

Middle Channel / QPSK

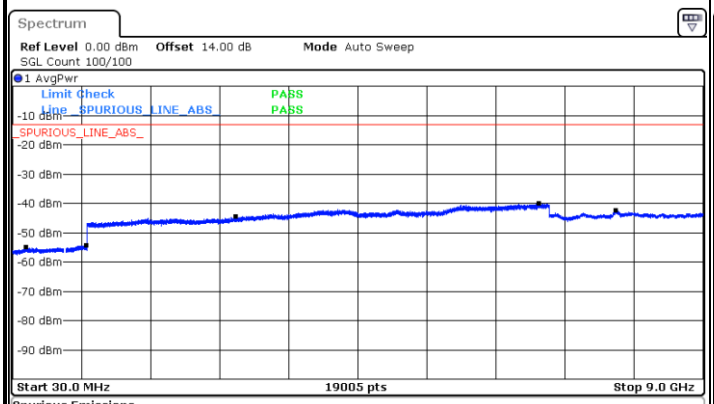

Spurious Emissions

Range Low	Range Up	RBW	Frequency	Power Abs	ΔLimit
30.000 MHz	690.000 MHz	100.000 kHz	196.73163 MHz	-55.00 dBm	-42.00 dB
725.000 MHz	1.000 GHz	100.000 kHz	988.32418 MHz	-54.41 dBm	-41.41 dB
1.000 GHz	3.000 GHz	1.000 MHz	2.92977 GHz	-44.62 dBm	-31.62 dB
3.000 GHz	7.000 GHz	1.000 MHz	6.86977 GHz	-40.10 dBm	-27.10 dB
7.000 GHz	9.000 GHz	1.000 MHz	7.86503 GHz	-42.52 dBm	-29.52 dB

Date: 6.DEC.2017 15:00:41

Middle Channel / 16QAM

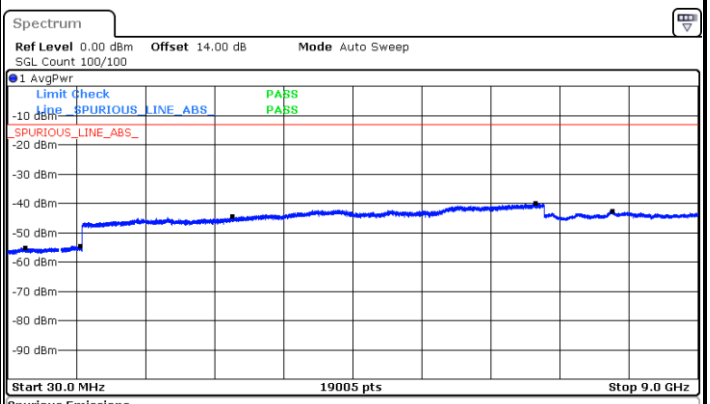

Spurious Emissions

Range Low	Range Up	RBW	Frequency	Power Abs	ΔLimit
30.000 MHz	690.000 MHz	100.000 kHz	261.70915 MHz	-55.16 dBm	-42.16 dB
725.000 MHz	1.000 GHz	100.000 kHz	975.13736 MHz	-54.58 dBm	-41.58 dB
1.000 GHz	3.000 GHz	1.000 MHz	2.95126 GHz	-44.62 dBm	-31.62 dB
3.000 GHz	7.000 GHz	1.000 MHz	6.88726 GHz	-39.94 dBm	-26.94 dB
7.000 GHz	9.000 GHz	1.000 MHz	7.89253 GHz	-42.57 dBm	-29.57 dB

Date: 6.DEC.2017 15:01:37

Highest Channel / QPSK

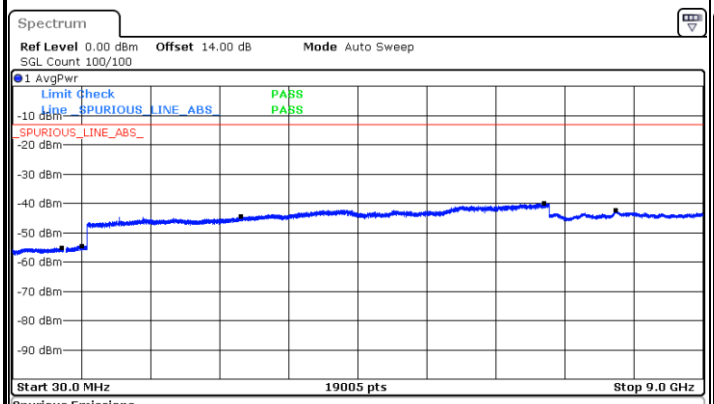

Spurious Emissions

Range Low	Range Up	RBW	Frequency	Power Abs	ΔLimit
30.000 MHz	690.000 MHz	100.000 kHz	660.47976 MHz	-55.18 dBm	-42.18 dB
725.000 MHz	1.000 GHz	100.000 kHz	922.11538 MHz	-54.49 dBm	-41.49 dB
1.000 GHz	3.000 GHz	1.000 MHz	2.99175 GHz	-44.43 dBm	-31.43 dB
3.000 GHz	7.000 GHz	1.000 MHz	6.93326 GHz	-40.00 dBm	-27.00 dB
7.000 GHz	9.000 GHz	1.000 MHz	7.87003 GHz	-42.49 dBm	-29.49 dB

Date: 6.DEC.2017 15:07:50

Highest Channel / 16QAM

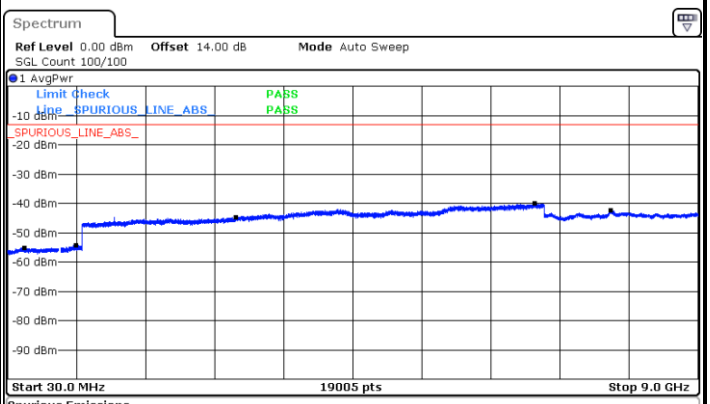

Spurious Emissions

Range Low	Range Up	RBW	Frequency	Power Abs	ΔLimit
30.000 MHz	690.000 MHz	100.000 kHz	241.91904 MHz	-55.16 dBm	-42.16 dB
725.000 MHz	1.000 GHz	100.000 kHz	916.34615 MHz	-54.41 dBm	-41.41 dB
1.000 GHz	3.000 GHz	1.000 MHz	2.99625 GHz	-44.73 dBm	-31.73 dB
3.000 GHz	7.000 GHz	1.000 MHz	6.88226 GHz	-40.14 dBm	-27.14 dB
7.000 GHz	9.000 GHz	1.000 MHz	7.86703 GHz	-42.52 dBm	-29.52 dB

Date: 6.DEC.2017 15:08:45

LTE Band 13 / 5MHz

Lowest Channel / QPSK

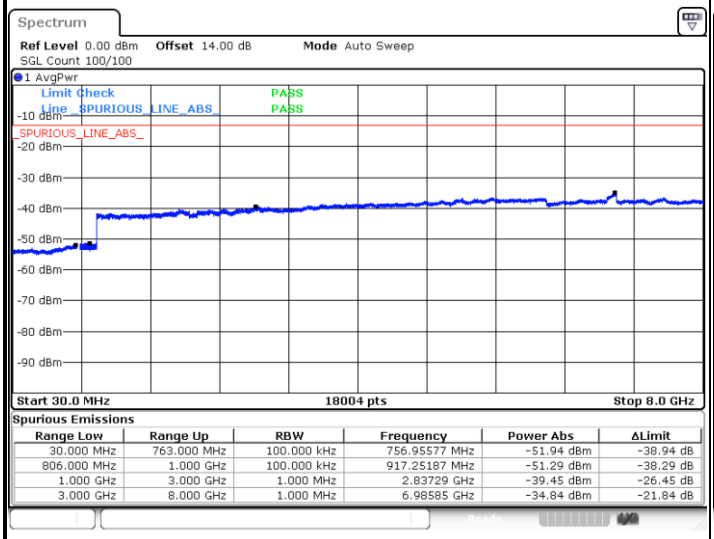

Spurious Emissions

Range Low	Range Up	RBW	Frequency	Power Abs	ΔLimit
30.000 MHz	763.000 MHz	100.000 kHz	756.95577 MHz	-51.94 dBm	-38.94 dB
806.000 MHz	1.000 GHz	100.000 kHz	917.25187 MHz	-51.29 dBm	-38.29 dB
1.000 GHz	3.000 GHz	1.000 MHz	2.83729 GHz	-39.45 dBm	-26.45 dB
3.000 GHz	8.000 GHz	1.000 MHz	6.98585 GHz	-34.84 dBm	-21.84 dB

Date: 5.DEC.2017 14:17:43

Lowest Channel / 16QAM

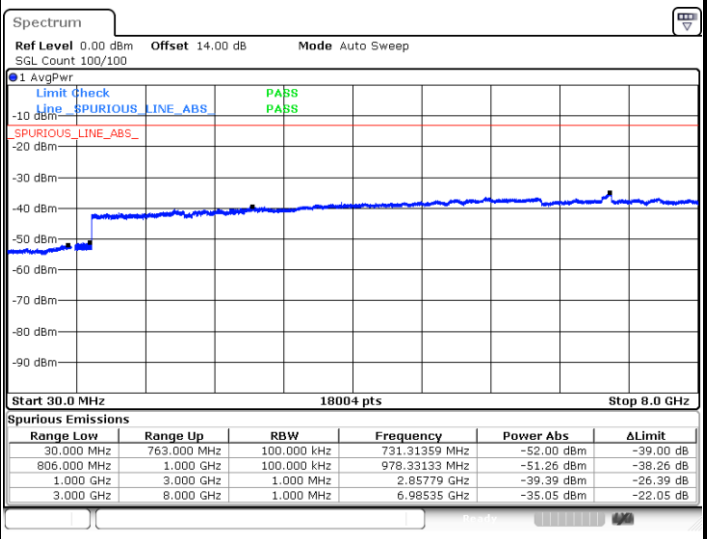

Spurious Emissions

Range Low	Range Up	RBW	Frequency	Power Abs	ΔLimit
30.000 MHz	763.000 MHz	100.000 kHz	731.31359 MHz	-52.00 dBm	-39.00 dB
806.000 MHz	1.000 GHz	100.000 kHz	978.33133 MHz	-51.26 dBm	-38.26 dB
1.000 GHz	3.000 GHz	1.000 MHz	2.85779 GHz	-39.39 dBm	-26.39 dB
3.000 GHz	8.000 GHz	1.000 MHz	6.98535 GHz	-35.05 dBm	-22.05 dB

Date: 5.DEC.2017 14:18:38

Middle Channel / QPSK

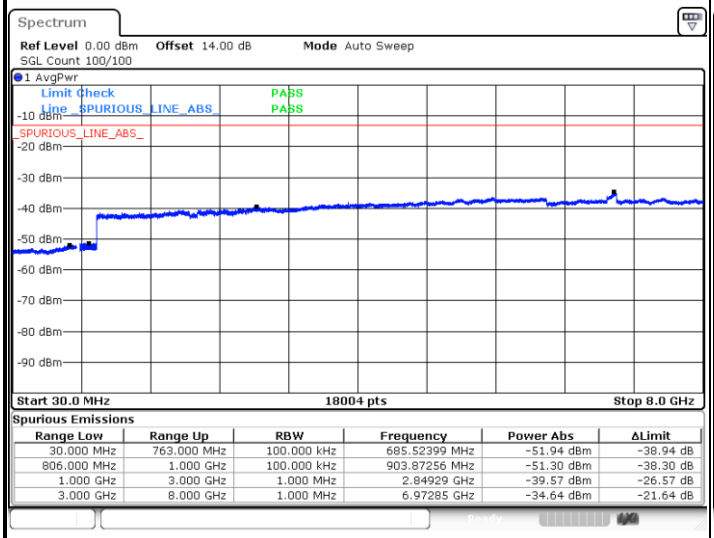

Spurious Emissions

Range Low	Range Up	RBW	Frequency	Power Abs	ΔLimit
30.000 MHz	763.000 MHz	100.000 kHz	685.52399 MHz	-51.94 dBm	-38.94 dB
806.000 MHz	1.000 GHz	100.000 kHz	903.87256 MHz	-51.30 dBm	-38.30 dB
1.000 GHz	3.000 GHz	1.000 MHz	2.84929 GHz	-39.57 dBm	-26.57 dB
3.000 GHz	8.000 GHz	1.000 MHz	6.97285 GHz	-34.64 dBm	-21.64 dB

Date: 5.DEC.2017 14:20:14

Middle Channel / 16QAM

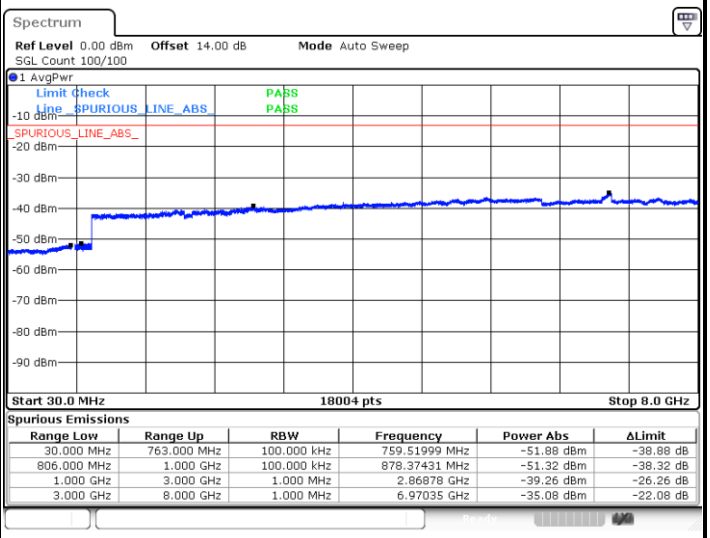

Spurious Emissions

Range Low	Range Up	RBW	Frequency	Power Abs	ΔLimit
30.000 MHz	763.000 MHz	100.000 kHz	759.51999 MHz	-51.88 dBm	-38.88 dB
806.000 MHz	1.000 GHz	100.000 kHz	878.37431 MHz	-51.32 dBm	-38.32 dB
1.000 GHz	3.000 GHz	1.000 MHz	2.86878 GHz	-39.26 dBm	-26.26 dB
3.000 GHz	8.000 GHz	1.000 MHz	6.97035 GHz	-35.08 dBm	-22.08 dB

Date: 5.DEC.2017 14:21:10

LTE Band 13 / 5MHz

Highest Channel / QPSK

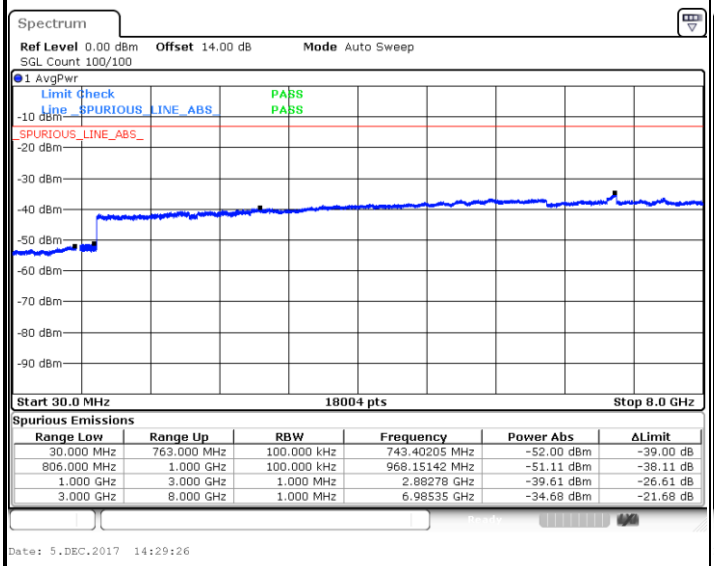

Spurious Emissions

Range Low	Range Up	RBW	Frequency	Power Abs	ΔLimit
30.000 MHz	763.000 MHz	100.000 kHz	743.40205 MHz	-52.00 dBm	-39.00 dB
806.000 MHz	1.000 GHz	100.000 kHz	968.15142 MHz	-51.11 dBm	-38.11 dB
1.000 GHz	3.000 GHz	1.000 MHz	2.88278 GHz	-39.61 dBm	-26.61 dB
3.000 GHz	8.000 GHz	1.000 MHz	6.98535 GHz	-34.68 dBm	-21.68 dB

Date: 5.DEC.2017 14:29:26

Highest Channel / 16QAM

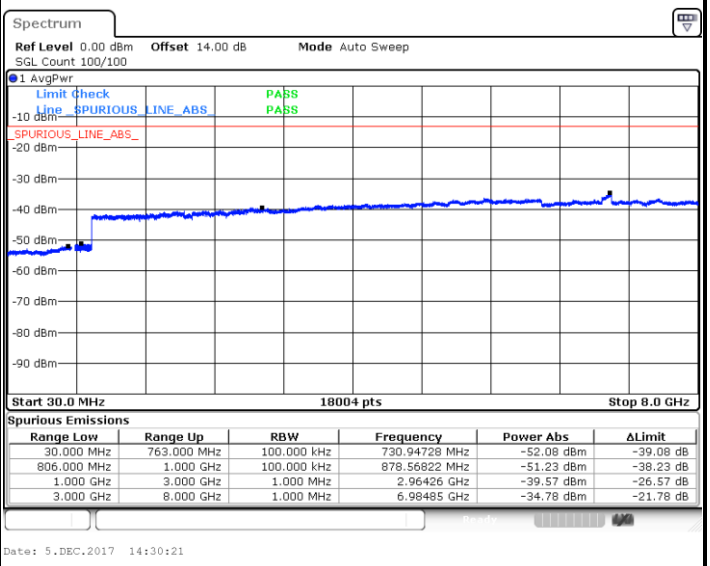

Spurious Emissions

Range Low	Range Up	RBW	Frequency	Power Abs	ΔLimit
30.000 MHz	763.000 MHz	100.000 kHz	730.94728 MHz	-52.08 dBm	-39.08 dB
806.000 MHz	1.000 GHz	100.000 kHz	878.56822 MHz	-51.23 dBm	-38.23 dB
1.000 GHz	3.000 GHz	1.000 MHz	2.96426 GHz	-39.57 dBm	-26.57 dB
3.000 GHz	8.000 GHz	1.000 MHz	6.98485 GHz	-34.78 dBm	-21.78 dB

Date: 5.DEC.2017 14:30:21

LTE Band 13 / 10MHz

Middle Channel / QPSK

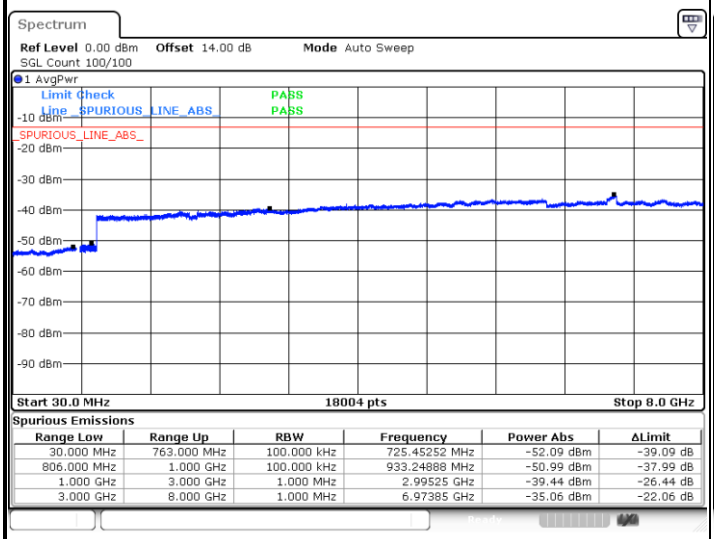

Spurious Emissions

Range Low	Range Up	RBW	Frequency	Power Abs	ΔLimit
30.000 MHz	763.000 MHz	100.000 kHz	725.45252 MHz	-52.09 dBm	-39.09 dB
806.000 MHz	1.000 GHz	100.000 kHz	933.24888 MHz	-50.99 dBm	-37.99 dB
1.000 GHz	3.000 GHz	1.000 MHz	2.99525 GHz	-39.44 dBm	-26.44 dB
3.000 GHz	8.000 GHz	1.000 MHz	6.97385 GHz	-35.06 dBm	-22.06 dB

Date: 5.DEC.2017 14:41:54

Middle Channel / 16QAM

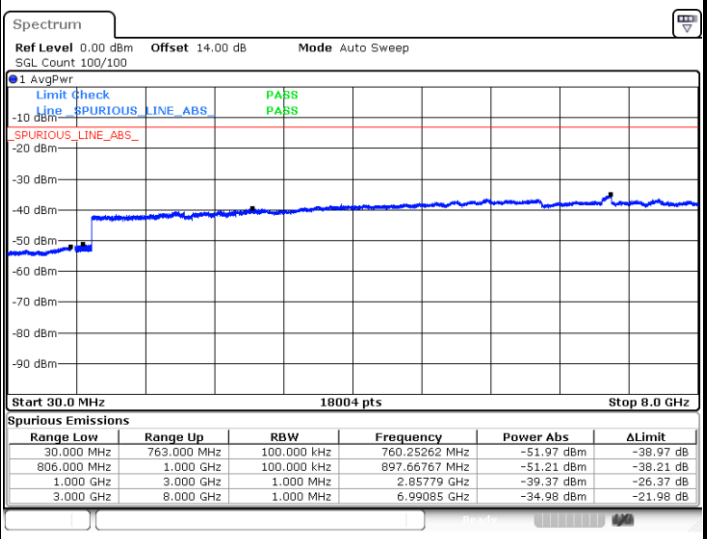

Spurious Emissions

Range Low	Range Up	RBW	Frequency	Power Abs	ΔLimit
30.000 MHz	763.000 MHz	100.000 kHz	760.25262 MHz	-51.97 dBm	-38.97 dB
806.000 MHz	1.000 GHz	100.000 kHz	897.66767 MHz	-51.21 dBm	-38.21 dB
1.000 GHz	3.000 GHz	1.000 MHz	2.85779 GHz	-39.37 dBm	-26.37 dB
3.000 GHz	8.000 GHz	1.000 MHz	6.99085 GHz	-34.98 dBm	-21.98 dB

Date: 5.DEC.2017 14:42:50

LTE Band 17 / 5MHz

Lowest Channel / QPSK

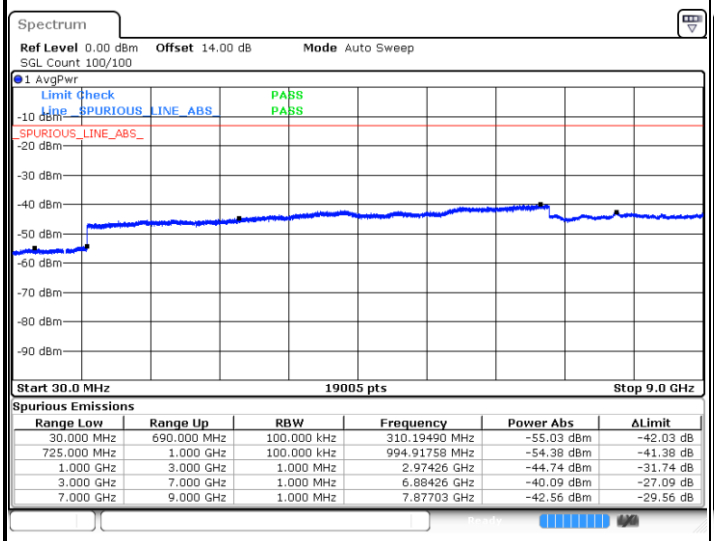

Spurious Emissions

Range Low	Range Up	RBW	Frequency	Power Abs	ΔLimit
30.000 MHz	690.000 MHz	100.000 kHz	310.19490 MHz	-55.03 dBm	-42.03 dB
725.000 MHz	1.000 GHz	100.000 kHz	994.91758 MHz	-54.38 dBm	-41.38 dB
1.000 GHz	3.000 GHz	1.000 MHz	2.97426 GHz	-44.74 dBm	-31.74 dB
3.000 GHz	7.000 GHz	1.000 MHz	6.88426 GHz	-40.09 dBm	-27.09 dB
7.000 GHz	9.000 GHz	1.000 MHz	7.87703 GHz	-42.56 dBm	-29.56 dB

Date: 6.DEC.2017 15:46:34

Lowest Channel / 16QAM

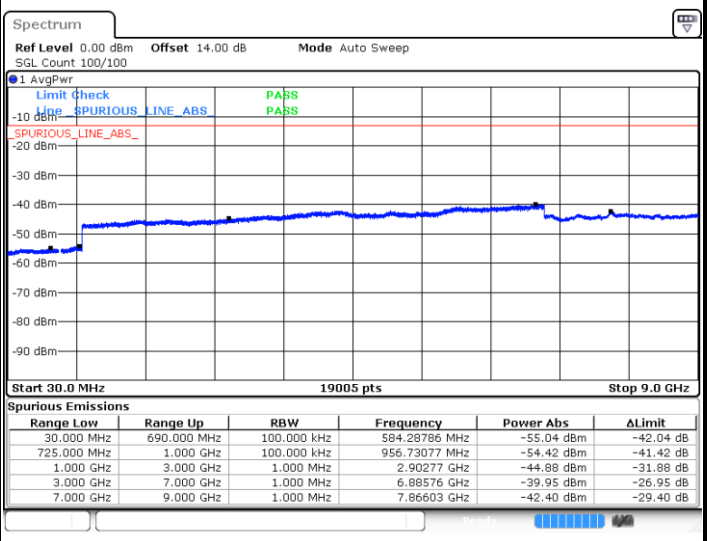

Spurious Emissions

Range Low	Range Up	RBW	Frequency	Power Abs	ΔLimit
30.000 MHz	690.000 MHz	100.000 kHz	584.28786 MHz	-55.04 dBm	-42.04 dB
725.000 MHz	1.000 GHz	100.000 kHz	956.73077 MHz	-54.42 dBm	-41.42 dB
1.000 GHz	3.000 GHz	1.000 MHz	2.90277 GHz	-44.88 dBm	-31.88 dB
3.000 GHz	7.000 GHz	1.000 MHz	6.88576 GHz	-39.95 dBm	-26.95 dB
7.000 GHz	9.000 GHz	1.000 MHz	7.86603 GHz	-42.40 dBm	-29.40 dB

Date: 6.DEC.2017 15:47:30

Middle Channel / QPSK

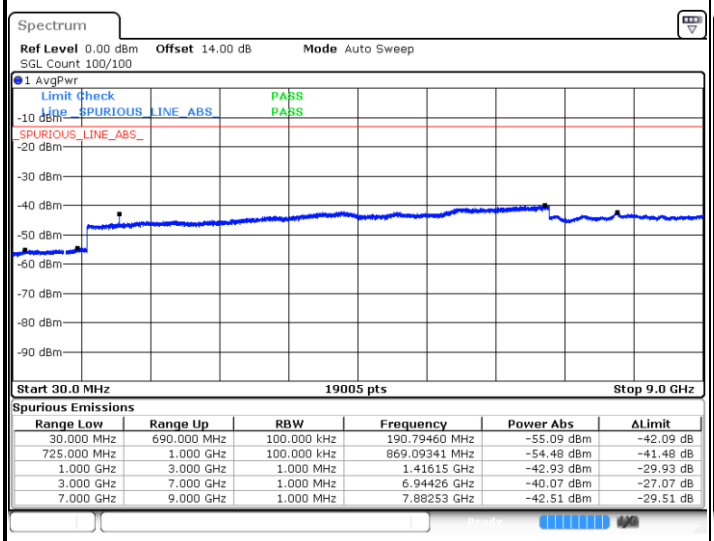

Spurious Emissions

Range Low	Range Up	RBW	Frequency	Power Abs	ΔLimit
30.000 MHz	690.000 MHz	100.000 kHz	190.79460 MHz	-55.09 dBm	-42.09 dB
725.000 MHz	1.000 GHz	100.000 kHz	869.09341 MHz	-54.48 dBm	-41.48 dB
1.000 GHz	3.000 GHz	1.000 MHz	1.41615 GHz	-42.93 dBm	-29.93 dB
3.000 GHz	7.000 GHz	1.000 MHz	6.94426 GHz	-40.07 dBm	-27.07 dB
7.000 GHz	9.000 GHz	1.000 MHz	7.88253 GHz	-42.51 dBm	-29.51 dB

Date: 6.DEC.2017 15:49:05

Middle Channel / 16QAM

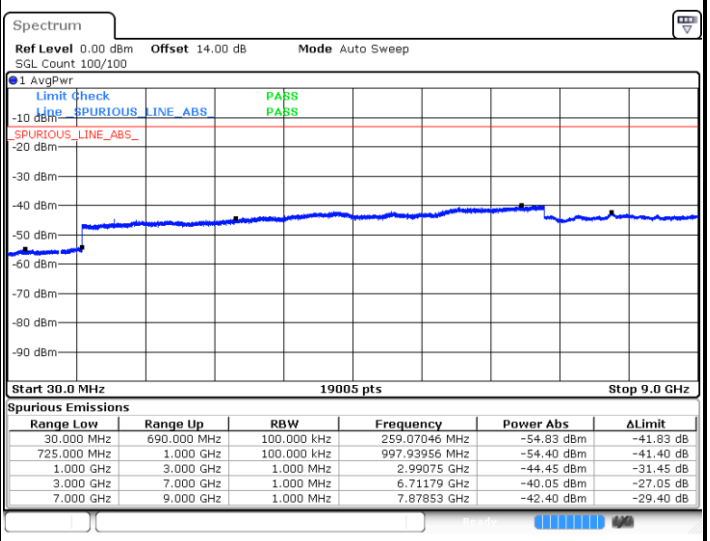

Spurious Emissions

Range Low	Range Up	RBW	Frequency	Power Abs	ΔLimit
30.000 MHz	690.000 MHz	100.000 kHz	259.07046 MHz	-54.83 dBm	-41.83 dB
725.000 MHz	1.000 GHz	100.000 kHz	997.93956 MHz	-54.40 dBm	-41.40 dB
1.000 GHz	3.000 GHz	1.000 MHz	2.99075 GHz	-44.45 dBm	-31.45 dB
3.000 GHz	7.000 GHz	1.000 MHz	6.71179 GHz	-40.05 dBm	-27.05 dB
7.000 GHz	9.000 GHz	1.000 MHz	7.87853 GHz	-42.40 dBm	-29.40 dB

Date: 6.DEC.2017 15:50:01

LTE Band 17 / 5MHz

Highest Channel / QPSK

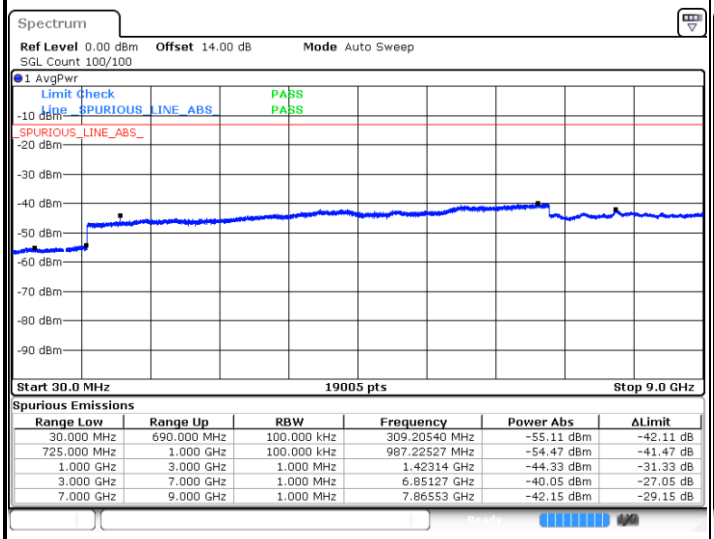

Spurious Emissions

Range Low	Range Up	RBW	Frequency	Power Abs	ΔLimit
30.000 MHz	690.000 MHz	100.000 kHz	309.20540 MHz	-55.11 dBm	-42.11 dB
725.000 MHz	1.000 GHz	100.000 kHz	987.22527 MHz	-54.47 dBm	-41.47 dB
1.000 GHz	3.000 GHz	1.000 MHz	1.42314 GHz	-44.33 dBm	-31.33 dB
3.000 GHz	7.000 GHz	1.000 MHz	6.85127 GHz	-40.05 dBm	-27.05 dB
7.000 GHz	9.000 GHz	1.000 MHz	7.86553 GHz	-42.15 dBm	-29.15 dB

Date: 6.DEC.2017 15:56:14

Highest Channel / 16QAM

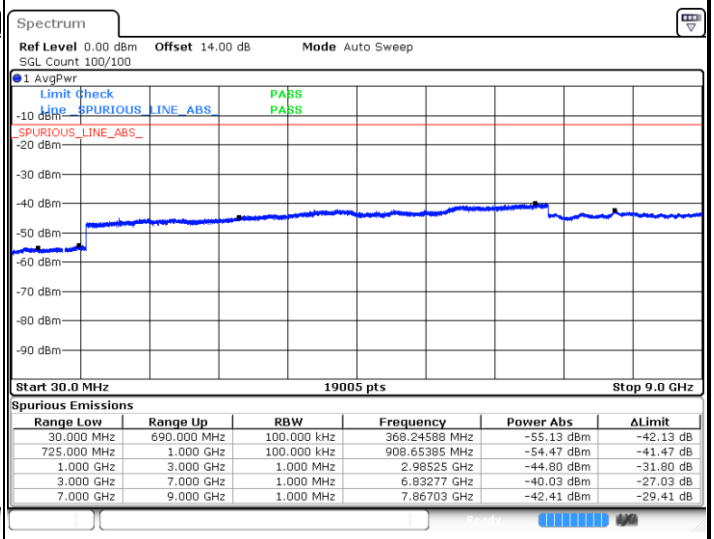

Spurious Emissions

Range Low	Range Up	RBW	Frequency	Power Abs	ΔLimit
30.000 MHz	690.000 MHz	100.000 kHz	368.24588 MHz	-55.13 dBm	-42.13 dB
725.000 MHz	1.000 GHz	100.000 kHz	908.65385 MHz	-54.47 dBm	-41.47 dB
1.000 GHz	3.000 GHz	1.000 MHz	2.98525 GHz	-44.80 dBm	-31.80 dB
3.000 GHz	7.000 GHz	1.000 MHz	6.83277 GHz	-40.03 dBm	-27.03 dB
7.000 GHz	9.000 GHz	1.000 MHz	7.86703 GHz	-42.41 dBm	-29.41 dB

Date: 6.DEC.2017 15:57:10

LTE Band 17 / 10MHz

Lowest Channel / QPSK

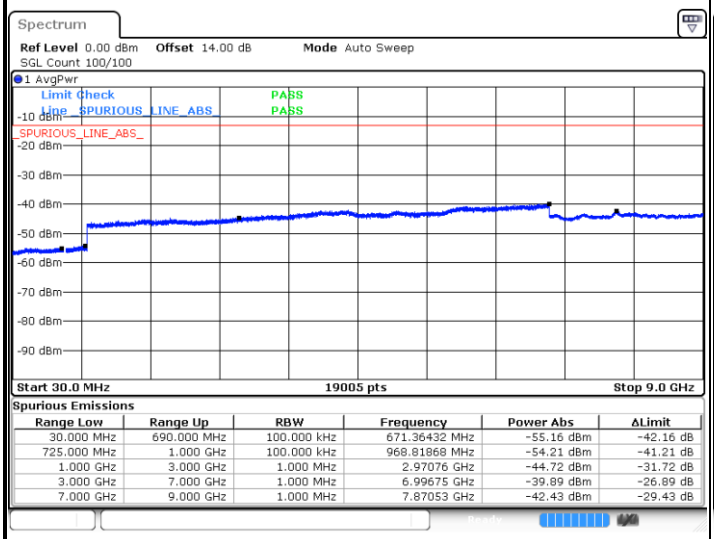

Spurious Emissions

Range Low	Range Up	RBW	Frequency	Power Abs	ΔLimit
30.000 MHz	690.000 MHz	100.000 kHz	671.36432 MHz	-55.16 dBm	-42.16 dB
725.000 MHz	1.000 GHz	100.000 kHz	968.81868 MHz	-54.21 dBm	-41.21 dB
1.000 GHz	3.000 GHz	1.000 MHz	2.97076 GHz	-44.72 dBm	-31.72 dB
3.000 GHz	7.000 GHz	1.000 MHz	6.99675 GHz	-39.89 dBm	-26.89 dB
7.000 GHz	9.000 GHz	1.000 MHz	7.87053 GHz	-42.43 dBm	-29.43 dB

Date: 6.DEC.2017 16:04:27

Lowest Channel / 16QAM

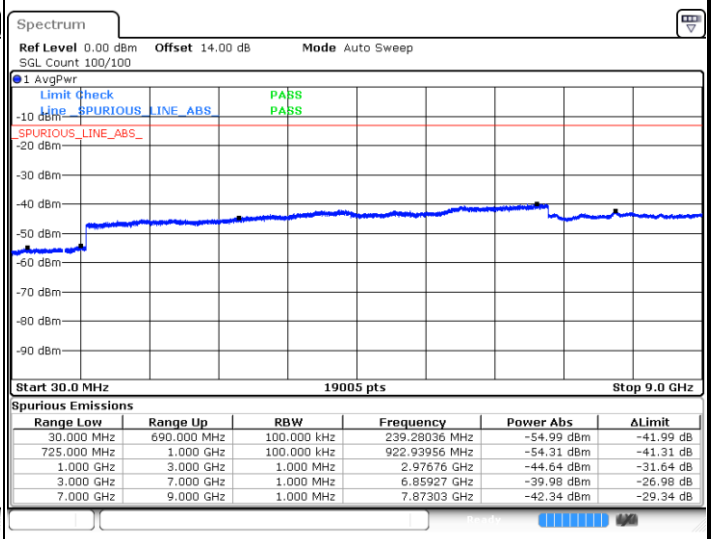

Spurious Emissions

Range Low	Range Up	RBW	Frequency	Power Abs	ΔLimit
30.000 MHz	690.000 MHz	100.000 kHz	239.28036 MHz	-54.99 dBm	-41.99 dB
725.000 MHz	1.000 GHz	100.000 kHz	922.93956 MHz	-54.31 dBm	-41.31 dB
1.000 GHz	3.000 GHz	1.000 MHz	2.97676 GHz	-44.64 dBm	-31.64 dB
3.000 GHz	7.000 GHz	1.000 MHz	6.85927 GHz	-39.98 dBm	-26.98 dB
7.000 GHz	9.000 GHz	1.000 MHz	7.87303 GHz	-42.34 dBm	-29.34 dB

Date: 6.DEC.2017 16:05:23

LTE Band 17 / 10MHz

Middle Channel / QPSK

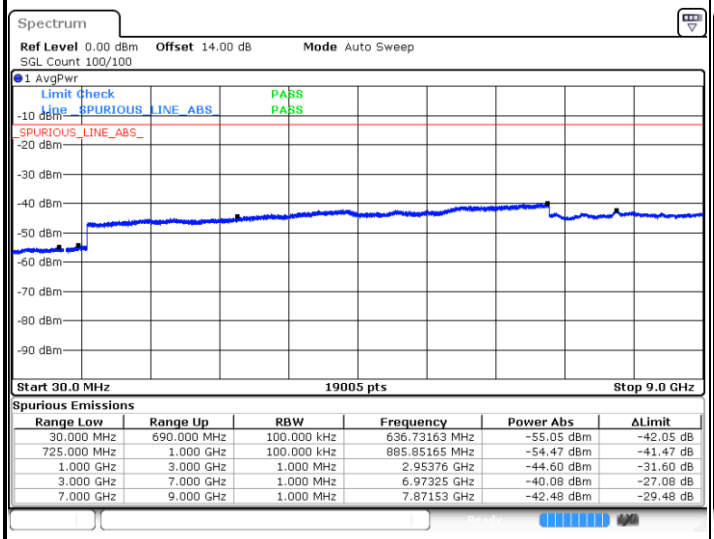

Spurious Emissions

Range Low	Range Up	RBW	Frequency	Power Abs	ΔLimit
30.000 MHz	690.000 MHz	100.000 kHz	636.73163 MHz	-55.05 dBm	-42.05 dB
725.000 MHz	1.000 GHz	100.000 kHz	885.85165 MHz	-54.47 dBm	-41.47 dB
1.000 GHz	3.000 GHz	1.000 MHz	2.95376 GHz	-44.60 dBm	-31.60 dB
3.000 GHz	7.000 GHz	1.000 MHz	6.97325 GHz	-40.08 dBm	-27.08 dB
7.000 GHz	9.000 GHz	1.000 MHz	7.87153 GHz	-42.48 dBm	-29.48 dB

Date: 6.DEC.2017 16:06:58

Middle Channel / 16QAM

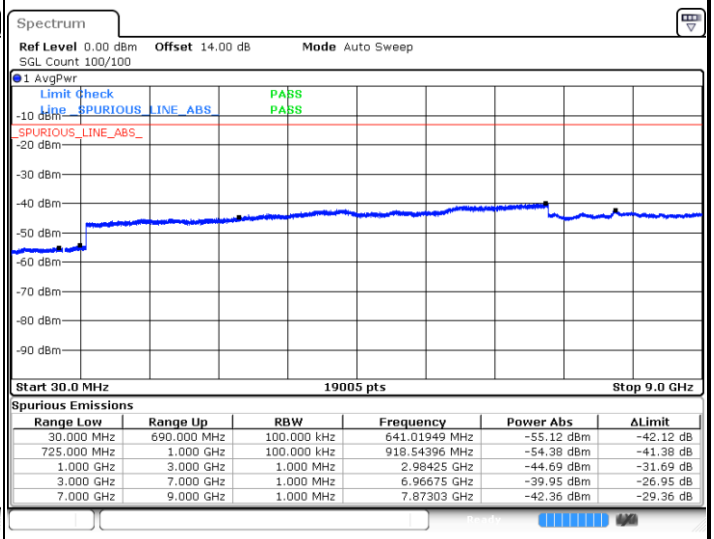

Spurious Emissions

Range Low	Range Up	RBW	Frequency	Power Abs	ΔLimit
30.000 MHz	690.000 MHz	100.000 kHz	641.01949 MHz	-55.12 dBm	-42.12 dB
725.000 MHz	1.000 GHz	100.000 kHz	918.54396 MHz	-54.38 dBm	-41.38 dB
1.000 GHz	3.000 GHz	1.000 MHz	2.98425 GHz	-44.69 dBm	-31.69 dB
3.000 GHz	7.000 GHz	1.000 MHz	6.96675 GHz	-39.95 dBm	-26.95 dB
7.000 GHz	9.000 GHz	1.000 MHz	7.87303 GHz	-42.36 dBm	-29.36 dB

Date: 6.DEC.2017 16:07:54

Highest Channel / QPSK

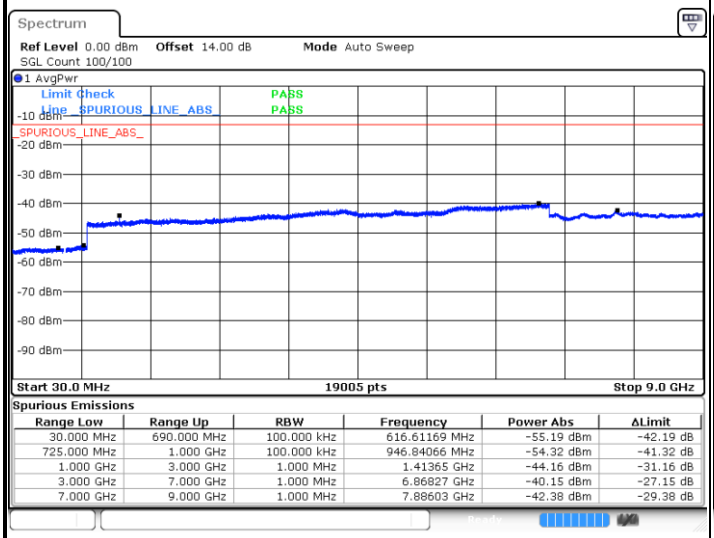

Spurious Emissions

Range Low	Range Up	RBW	Frequency	Power Abs	ΔLimit
30.000 MHz	690.000 MHz	100.000 kHz	616.61169 MHz	-55.19 dBm	-42.19 dB
725.000 MHz	1.000 GHz	100.000 kHz	946.84066 MHz	-54.32 dBm	-41.32 dB
1.000 GHz	3.000 GHz	1.000 MHz	1.41365 GHz	-44.16 dBm	-31.16 dB
3.000 GHz	7.000 GHz	1.000 MHz	6.86827 GHz	-40.15 dBm	-27.15 dB
7.000 GHz	9.000 GHz	1.000 MHz	7.88603 GHz	-42.38 dBm	-29.38 dB

Date: 6.DEC.2017 16:14:08

Highest Channel / 16QAM

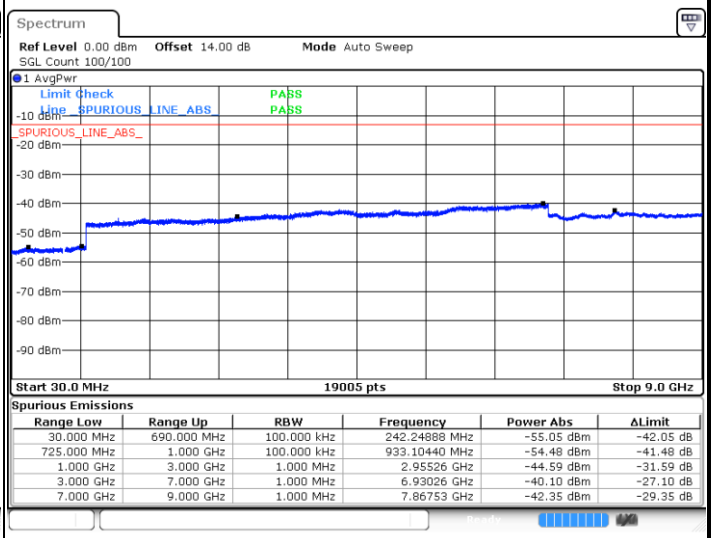

Spurious Emissions

Range Low	Range Up	RBW	Frequency	Power Abs	ΔLimit
30.000 MHz	690.000 MHz	100.000 kHz	242.24888 MHz	-55.05 dBm	-42.05 dB
725.000 MHz	1.000 GHz	100.000 kHz	933.10440 MHz	-54.48 dBm	-41.48 dB
1.000 GHz	3.000 GHz	1.000 MHz	2.95526 GHz	-44.59 dBm	-31.59 dB
3.000 GHz	7.000 GHz	1.000 MHz	6.93026 GHz	-40.10 dBm	-27.10 dB
7.000 GHz	9.000 GHz	1.000 MHz	7.86753 GHz	-42.35 dBm	-29.35 dB

Date: 6.DEC.2017 16:15:04

Frequency Stability

Test Conditions		LTE Band 2 (QPSK) / Middle Channel	Limit
Temperature (°C)	Voltage (Volt)	BW 10MHz	Note 2.
		Deviation (ppm)	Result
50	Normal Voltage	0.0003	PASS
40	Normal Voltage	0.0002	
30	Normal Voltage	0.0001	
20(Ref.)	Normal Voltage	0.0000	
10	Normal Voltage	0.0001	
0	Normal Voltage	0.0003	
-10	Normal Voltage	0.0006	
-20	Normal Voltage	0.0006	
-30	Normal Voltage	0.0009	
20	Maximum Voltage	0.0001	
20	Normal Voltage	0.0000	
20	Battery End Point	0.0002	

Note:

1. Normal Voltage =3.7 V.；Battery End Point (BEP) =3.55 V.；Maximum Voltage =4.2 V.
2. Note: The frequency fundamental emissions stay within the authorized frequency block.

Test Conditions		LTE Band 4 (QPSK) / Middle Channel	Limit
Temperature (°C)	Voltage (Volt)	BW 10MHz	Note 2.
		Deviation (ppm)	Result
50	Normal Voltage	0.0002	PASS
40	Normal Voltage	0.0005	
30	Normal Voltage	0.0006	
20(Ref.)	Normal Voltage	0.0000	
10	Normal Voltage	0.0000	
0	Normal Voltage	0.0002	
-10	Normal Voltage	0.0003	
-20	Normal Voltage	0.0012	
-30	Normal Voltage	0.0004	
20	Maximum Voltage	0.0005	
20	Normal Voltage	0.0000	
20	Battery End Point	0.0000	

Note:

1. Normal Voltage =3.7 V.；Battery End Point (BEP) =3.55 V.；Maximum Voltage =4.2 V.
2. Note: The frequency fundamental emissions stay within the authorized frequency block.

Test Conditions		LTE Band 5 (QPSK) / Middle Channel	Limit
Temperature (°C)	Voltage (Volt)	BW 10MHz	2.5ppm
		Deviation (ppm)	Result
50	Normal Voltage	0.0002	PASS
40	Normal Voltage	0.0004	
30	Normal Voltage	0.0004	
20(Ref.)	Normal Voltage	0.0000	
10	Normal Voltage	0.0002	
0	Normal Voltage	0.0000	
-10	Normal Voltage	0.0002	
-20	Normal Voltage	0.0004	
-30	Normal Voltage	0.0002	
20	Maximum Voltage	0.0001	
20	Normal Voltage	0.0000	
20	Battery End Point	0.0001	

Note: Normal Voltage =3.7 V.；Battery End Point (BEP) =3.55V.；Maximum Voltage =4.2V.

Test Conditions		LTE Band 12 (QPSK) / Middle Channel	Limit
Temperature (°C)	Voltage (Volt)	BW 10MHz	Note 2.
		Deviation (ppm)	Result
50	Normal Voltage	0.0003	PASS
40	Normal Voltage	0.0007	
30	Normal Voltage	0.0010	
20(Ref.)	Normal Voltage	0.0000	
10	Normal Voltage	0.0004	
0	Normal Voltage	0.0013	
-10	Normal Voltage	0.0017	
-20	Normal Voltage	0.0031	
-30	Normal Voltage	0.0004	
20	Maximum Voltage	0.0011	
20	Normal Voltage	0.0000	
20	Battery End Point	0.0003	

Note:

1. Normal Voltage =3.7 V.；Battery End Point (BEP) =3.55 V.；Maximum Voltage =4.2 V.
2. Note: The frequency fundamental emissions stay within the authorized frequency block.

Test Conditions		LTE Band 13 (QPSK) / Middle Channel	Limit
Temperature (°C)	Voltage (Volt)	BW 10MHz	Note 2.
		Deviation (ppm)	Result
50	Normal Voltage	0.0028	PASS
40	Normal Voltage	0.0014	
30	Normal Voltage	0.0127	
20(Ref.)	Normal Voltage	0.0000	
10	Normal Voltage	0.0099	
0	Normal Voltage	0.0042	
-10	Normal Voltage	0.0014	
-20	Normal Voltage	0.0028	
-30	Normal Voltage	0.0014	
20	Maximum Voltage	0.0141	
20	Normal Voltage	0.0000	
20	Battery End Point	0.0113	

Note:

1. Normal Voltage =3.7 V.；Battery End Point (BEP) =3.55 V.；Maximum Voltage =4.2 V.
2. Note: The frequency fundamental emissions stay within the authorized frequency block.

Test Conditions		LTE Band 17 (QPSK) / Middle Channel	Limit
Temperature (°C)	Voltage (Volt)	BW 10MHz	Note 2.
		Deviation (ppm)	Result
50	Normal Voltage	0.0011	PASS
40	Normal Voltage	0.0017	
30	Normal Voltage	0.0003	
20(Ref.)	Normal Voltage	0.0000	
10	Normal Voltage	0.0015	
0	Normal Voltage	0.0014	
-10	Normal Voltage	0.0015	
-20	Normal Voltage	0.0034	
-30	Normal Voltage	0.0034	
20	Maximum Voltage	0.0003	
20	Normal Voltage	0.0000	
20	Battery End Point	0.0004	

Note:

1. Normal Voltage =3.7 V.；Battery End Point (BEP) =3.55 V.；Maximum Voltage =4.2 V.
2. Note: The frequency fundamental emissions stay within the authorized frequency block.

Appendix B. Test Results of Radiated Test

Radiated Spurious Emission

LTE Band 2 / 1.4MHz / QPSK									
Channel	Frequency (MHz)	EIRP (dBm)	Limit (dBm)	Over Limit (dB)	SPA Reading (dBm)	S.G. Power (dBm)	TX Cable loss (dB)	TX Antenna Gain (dBi)	Polarization (H/V)
Lowest	3700.32	-45.41	-13	-32.41	-59.03	-52.99	5.02	12.60	H
	5550.48	-56.81	-13	-43.81	-73.41	-62.61	7.3	13.10	H
	7400.64	-59.59	-13	-46.59	-79.57	-63.16	7.73	11.30	H
	3700.32	-45.47	-13	-32.47	-59.8	-53.05	5.02	12.6	V
	5550.48	-53.51	-13	-40.51	-70.04	-59.31	7.3	13.1	V
	7400.64	-59.37	-13	-46.37	-79.01	-62.94	7.73	11.3	V
Middle	3758.92	-47.91	-13	-34.91	-61.53	-55.49	5.02	12.60	H
	5638.38	-59.32	-13	-46.32	-75.92	-65.12	7.3	13.10	H
	7517.84	-59.23	-13	-46.23	-79.21	-62.80	7.73	11.30	H
	3758.92	-47.08	-13	-34.08	-61.41	-54.66	5.02	12.6	V
	5638.38	-56.93	-13	-43.93	-73.46	-62.73	7.3	13.1	V
	7517.84	-59.59	-13	-46.59	-79.23	-63.16	7.73	11.3	V
Highest	3817.52	-46.26	-13	-33.26	-59.88	-53.84	5.02	12.60	H
	5726.28	-55.14	-13	-42.14	-71.74	-60.94	7.3	13.10	H
	7635.04	-59.04	-13	-46.04	-79.02	-62.61	7.73	11.30	H
	3817.52	-43.77	-13	-30.77	-58.1	-51.35	5.02	12.6	V
	5726.28	-52.03	-13	-39.03	-68.56	-57.83	7.3	13.1	V
	7635.04	-59.36	-13	-46.36	-79	-62.93	7.73	11.3	V

Remark: Spurious emissions within 30-1000MHz were found more than 20dB below limit line.

LTE Band 2 / 3MHz / QPSK									
Channel	Frequency (MHz)	EIRP (dBm)	Limit (dBm)	Over Limit (dB)	SPA Reading (dBm)	S.G. Power (dBm)	TX Cable loss (dB)	TX Antenna Gain (dBi)	Polarization (H/V)
Lowest	3700.48	-46.18	-13	-33.18	-59.80	-53.76	5.02	12.60	H
	5550.72	-57.22	-13	-44.22	-73.82	-63.02	7.3	13.10	H
	7400.96	-59.50	-13	-46.50	-79.48	-63.07	7.73	11.30	H
	3700.48	-46.27	-13	-33.27	-60.6	-53.85	5.02	12.6	V
	5550.72	-54.62	-13	-41.62	-71.15	-60.42	7.3	13.1	V
	7400.96	-59.61	-13	-46.61	-79.25	-63.18	7.73	11.3	V
Middle	3757.48	-47.76	-13	-34.76	-61.38	-55.34	5.02	12.60	H
	5636.22	-59.15	-13	-46.15	-75.75	-64.95	7.3	13.10	H
	7514.96	-58.96	-13	-45.96	-78.94	-62.53	7.73	11.30	H
	3757.48	-47.29	-13	-34.29	-61.62	-54.87	5.02	12.6	V
	5636.22	-56.07	-13	-43.07	-72.6	-61.87	7.3	13.1	V
	7514.96	-59.43	-13	-46.43	-79.07	-63.00	7.73	11.3	V
Highest	3814.48	-46.95	-13	-33.95	-60.57	-54.53	5.02	12.60	H
	5721.72	-54.68	-13	-41.68	-71.28	-60.48	7.3	13.10	H
	7628.96	-59.19	-13	-46.19	-79.17	-62.76	7.73	11.30	H
	3814.48	-43.98	-13	-30.98	-58.31	-51.56	5.02	12.6	V
	5721.72	-51.15	-13	-38.15	-67.68	-56.95	7.3	13.1	V
	7628.96	-59.58	-13	-46.58	-79.22	-63.15	7.73	11.3	V

Remark: Spurious emissions within 30-1000MHz were found more than 20dB below limit line.

LTE Band 2 / 5MHz / QPSK									
Channel	Frequency (MHz)	EIRP (dBm)	Limit (dBm)	Over Limit (dB)	SPA Reading (dBm)	S.G. Power (dBm)	TX Cable loss (dB)	TX Antenna Gain (dBi)	Polarization (H/V)
Lowest	3700.68	-45.52	-13	-32.52	-59.14	-53.10	5.02	12.60	H
	5551.02	-59.38	-13	-46.38	-75.98	-65.18	7.3	13.10	H
	7401.36	-59.36	-13	-46.36	-79.34	-62.93	7.73	11.30	H
	3700.68	-46.08	-13	-33.08	-60.41	-53.66	5.02	12.6	V
	5551.02	-55.99	-13	-42.99	-72.52	-61.79	7.3	13.1	V
	7401.36	-59.74	-13	-46.74	-79.38	-63.31	7.73	11.3	V
Middle	3755.68	-48.43	-13	-35.43	-62.05	-56.01	5.02	12.60	H
	5633.52	-61.76	-13	-48.76	-78.36	-67.56	7.3	13.10	H
	7511.36	-59.36	-13	-46.36	-79.34	-62.93	7.73	11.30	H
	3755.68	-47.87	-13	-34.87	-62.2	-55.45	5.02	12.6	V
	5633.52	-55.56	-13	-42.56	-72.09	-61.36	7.3	13.1	V
	7511.36	-59.73	-13	-46.73	-79.37	-63.30	7.73	11.3	V
Highest	3810.68	-48.06	-13	-35.06	-61.68	-55.64	5.02	12.60	H
	5716.02	-55.61	-13	-42.61	-72.21	-61.41	7.3	13.10	H
	7621.36	-59.36	-13	-46.36	-79.34	-62.93	7.73	11.30	H
	3810.68	-45.49	-13	-32.49	-59.82	-53.07	5.02	12.6	V
	5716.02	-51.06	-13	-38.06	-67.59	-56.86	7.3	13.1	V
	7621.36	-59.42	-13	-46.42	-79.06	-62.99	7.73	11.3	V

Remark: Spurious emissions within 30-1000MHz were found more than 20dB below limit line.

LTE Band 2 / 10MHz / QPSK									
Channel	Frequency (MHz)	EIRP (dBm)	Limit (dBm)	Over Limit (dB)	SPA Reading (dBm)	S.G. Power (dBm)	TX Cable loss (dB)	TX Antenna Gain (dBi)	Polarization (H/V)
Lowest	3701.18	-46.56	-13	-33.56	-60.18	-54.14	5.00	12.58	H
	5551.77	-58.37	-13	-45.37	-74.97	-64.17	7.28	13.08	H
	7402.36	-59.57	-13	-46.57	-79.55	-63.15	7.70	11.28	H
	3701.18	-45.84	-13	-32.84	-60.17	-53.42	5.00	12.58	V
	5551.77	-55.53	-13	-42.53	-72.06	-61.33	7.28	13.08	V
	7402.36	-59.54	-13	-46.54	-79.18	-63.12	7.70	11.28	V
Middle	3751.18	-49.71	-13	-36.71	-63.33	-57.29	5.02	12.60	H
	5626.77	-59.27	-13	-46.27	-75.87	-65.07	7.30	13.10	H
	7502	-59.17	-13	-46.17	-79.15	-62.74	7.73	11.30	H
	3751.18	-49.63	-13	-36.63	-63.96	-57.21	5.02	12.60	V
	5626.77	-55.89	-13	-42.89	-72.42	-61.69	7.30	13.10	V
	7502	-59.30	-13	-46.30	-78.94	-62.87	7.73	11.30	V
Highest	3801.18	-45.06	-13	-32.06	-58.68	-52.64	5.04	12.62	H
	5701.77	-52.17	-13	-39.17	-68.77	-57.97	7.32	13.12	H
	7602.36	-59.38	-13	-46.38	-79.36	-62.95	7.75	11.32	H
	3801.18	-42.71	-13	-29.71	-57.04	-50.29	5.04	12.62	V
	5701.77	-47.90	-13	-34.90	-64.43	-53.70	7.32	13.12	V
	7602.36	-59.21	-13	-46.21	-78.85	-62.78	7.75	11.32	V

Remark: Spurious emissions within 30-1000MHz were found more than 20dB below limit line.

LTE Band 2 / 15MHz / QPSK									
Channel	Frequency (MHz)	EIRP (dBm)	Limit (dBm)	Over Limit (dB)	SPA Reading (dBm)	S.G. Power (dBm)	TX Cable loss (dB)	TX Antenna Gain (dBi)	Polarization (H/V)
Lowest	3701.68	-47.04	-13	-34.04	-60.66	-54.62	5.02	12.60	H
	5552.52	-57.91	-13	-44.91	-74.51	-63.71	7.3	13.10	H
	7403.36	-59.49	-13	-46.49	-79.47	-63.06	7.73	11.30	H
	3701.68	-46.43	-13	-33.43	-60.76	-54.01	5.02	12.6	V
	5552.52	-54.68	-13	-41.68	-71.21	-60.48	7.3	13.1	V
	7403.36	-59.49	-13	-46.49	-79.13	-63.06	7.73	11.3	V
Middle	3746.68	-49.87	-13	-36.87	-63.49	-57.45	5.02	12.60	H
	5620.02	-57.70	-13	-44.70	-74.30	-63.50	7.3	13.10	H
	7493.36	-59.48	-13	-46.48	-79.46	-63.05	7.73	11.30	H
	3746.68	-49.50	-13	-36.50	-63.83	-57.08	5.02	12.6	V
	5620.02	-55.48	-13	-42.48	-72.01	-61.28	7.3	13.1	V
	7493.36	-59.75	-13	-46.75	-79.39	-63.32	7.73	11.3	V
Highest	3791.68	-45.43	-13	-32.43	-59.05	-53.01	5.02	12.60	H
	5687.52	-54.93	-13	-41.93	-71.53	-60.73	7.3	13.10	H
	7583.36	-59.27	-13	-46.27	-79.25	-62.84	7.73	11.30	H
	3791.68	-44.32	-13	-31.32	-58.65	-51.90	5.02	12.6	V
	5687.52	-50.82	-13	-37.82	-67.35	-56.62	7.3	13.1	V
	7583.36	-59.62	-13	-46.62	-79.26	-63.19	7.73	11.3	V

Remark: Spurious emissions within 30-1000MHz were found more than 20dB below limit line.

LTE Band 2 / 20MHz / QPSK									
Channel	Frequency (MHz)	EIRP (dBm)	Limit (dBm)	Over Limit (dB)	SPA Reading (dBm)	S.G. Power (dBm)	TX Cable loss (dB)	TX Antenna Gain (dBi)	Polarization (H/V)
Lowest	3702.18	-46.65	-13	-33.65	-60.27	-54.23	5.02	12.60	H
	5553.27	-58.59	-13	-45.59	-75.19	-64.39	7.3	13.10	H
	7404.36	-59.24	-13	-46.24	-79.22	-62.81	7.73	11.30	H
	3702.18	-45.84	-13	-32.84	-60.17	-53.42	5.02	12.6	V
	5553.27	-55.70	-13	-42.70	-72.23	-61.50	7.3	13.1	V
	7404.36	-59.72	-13	-46.72	-79.36	-63.29	7.73	11.3	V
Middle	3742.18	-49.45	-13	-36.45	-63.07	-57.03	5.02	12.60	H
	5613.27	-58.22	-13	-45.22	-74.82	-64.02	7.3	13.10	H
	7484.36	-59.44	-13	-46.44	-79.42	-63.01	7.73	11.30	H
	3742.18	-49.28	-13	-36.28	-63.61	-56.86	5.02	12.6	V
	5613.27	-54.75	-13	-41.75	-71.28	-60.55	7.3	13.1	V
	7484.36	-59.56	-13	-46.56	-79.2	-63.13	7.73	11.3	V
Highest	3782.18	-46.04	-13	-33.04	-59.66	-53.62	5.02	12.60	H
	5673.27	-56.77	-13	-43.77	-73.37	-62.57	7.3	13.10	H
	7564.36	-59.39	-13	-46.39	-79.37	-62.96	7.73	11.30	H
	3782.18	-45.01	-13	-32.01	-59.34	-52.59	5.02	12.6	V
	5673.27	-54.46	-13	-41.46	-70.99	-60.26	7.3	13.1	V
	7564.36	-59.71	-13	-46.71	-79.35	-63.28	7.73	11.3	V

Remark: Spurious emissions within 30-1000MHz were found more than 20dB below limit line.

LTE Band 4 / 1.4MHz / QPSK									
Channel	Frequency (MHz)	EIRP (dBm)	Limit (dBm)	Over Limit (dB)	SPA Reading (dBm)	S.G. Power (dBm)	TX Cable loss (dB)	TX Antenna Gain (dBi)	Polarization (H/V)
Lowest	3420.32	-59.46	-13	-46.46	-78.79	-67.69	4.37	12.60	H
	5130.48	-56.50	-13	-43.50	-80.66	-64.26	4.94	12.70	H
	6840.64	-57.24	-13	-44.24	-81.15	-62.62	6.32	11.70	H
	3420.32	-62.68	-13	-49.68	-78.76	-70.91	4.37	12.60	V
	5130.48	-60.89	-13	-47.89	-80.4	-68.65	4.94	12.70	V
	6840.64	-57.34	-13	-44.34	-81.25	-62.72	6.32	11.70	V
Middle	3463.74	-59.24	-13	-46.24	-78.57	-67.47	4.37	12.60	H
	5195.61	-56.76	-13	-43.76	-80.92	-64.52	4.94	12.70	H
	6927.48	-57.48	-13	-44.48	-81.39	-62.86	6.32	11.70	H
	3463.74	-62.74	-13	-49.74	-78.82	-70.97	4.37	12.60	V
	5195.61	-61.43	-13	-48.43	-80.94	-69.19	4.94	12.70	V
	6927.48	-57.34	-13	-44.34	-81.25	-62.72	6.32	11.70	V
Highest	3507.52	-59.55	-13	-46.55	-78.88	-67.78	4.37	12.60	H
	5261.28	-56.87	-13	-43.87	-81.03	-64.63	4.94	12.70	H
	7015.04	-57.26	-13	-44.26	-81.17	-62.64	6.32	11.70	H
	3507.52	-62.73	-13	-49.73	-78.81	-70.96	4.37	12.60	V
	5261.28	-61.54	-13	-48.54	-81.05	-69.30	4.94	12.70	V
	7015.04	-57.21	-13	-44.21	-81.12	-62.59	6.32	11.70	V

Remark: Spurious emissions within 30-1000MHz were found more than 20dB below limit line.

LTE Band 4 / 3MHz / QPSK									
Channel	Frequency (MHz)	EIRP (dBm)	Limit (dBm)	Over Limit (dB)	SPA Reading (dBm)	S.G. Power (dBm)	TX Cable loss (dB)	TX Antenna Gain (dBi)	Polarization (H/V)
Lowest	3420.48	-59.38	-13	-46.38	-78.71	-67.61	4.37	12.60	H
	5130.72	-56.37	-13	-43.37	-80.53	-64.13	4.94	12.70	H
	6840.96	-57.23	-13	-44.23	-81.14	-62.61	6.32	11.70	H
	3462.48	-62.66	-13	-49.66	-78.74	-70.89	4.37	12.60	V
	5193.72	-61.13	-13	-48.13	-80.64	-68.89	4.94	12.70	V
	6924.96	-57.16	-13	-44.16	-81.07	-62.54	6.32	11.70	V
Middle	3462.48	-59.49	-13	-46.49	-78.82	-67.72	4.37	12.60	H
	5193.72	-56.71	-13	-43.71	-80.87	-64.47	4.94	12.70	H
	6924.96	-57.39	-13	-44.39	-81.30	-62.77	6.32	11.70	H
	3462.48	-62.69	-13	-49.69	-78.77	-70.92	4.37	12.60	V
	5193.72	-61.44	-13	-48.44	-80.95	-69.20	4.94	12.70	V
	6924.96	-57.46	-13	-44.46	-81.37	-62.84	6.32	11.70	V
Highest	3504.48	-59.27	-13	-46.27	-78.60	-67.50	4.37	12.60	H
	5256.72	-56.84	-13	-43.84	-81.00	-64.60	4.94	12.70	H
	7008.96	-57.18	-13	-44.18	-81.09	-62.56	6.32	11.70	H
	3504.48	-62.61	-13	-49.61	-78.69	-70.84	4.37	12.60	V
	5256.72	-61.51	-13	-48.51	-81.02	-69.27	4.94	12.70	V
	7008.96	-57.24	-13	-44.24	-81.15	-62.62	6.32	11.70	V

Remark: Spurious emissions within 30-1000MHz were found more than 20dB below limit line.

LTE Band 4 / 5MHz / QPSK									
Channel	Frequency (MHz)	EIRP (dBm)	Limit (dBm)	Over Limit (dB)	SPA Reading (dBm)	S.G. Power (dBm)	TX Cable loss (dB)	TX Antenna Gain (dBi)	Polarization (H/V)
Lowest	3420.68	-57.15	-13	-44.15	-76.48	-65.38	4.37	12.60	H
	5131.02	-54.66	-13	-41.66	-78.82	-62.42	4.94	12.70	H
	6841.36	-57.34	-13	-44.34	-81.25	-62.72	6.32	11.70	H
	3420.68	-60.47	-13	-47.47	-76.55	-68.70	4.37	12.60	V
	5131.02	-61.17	-13	-48.17	-80.68	-68.93	4.94	12.70	V
	6841.36	-57.50	-13	-44.50	-81.41	-62.88	6.32	11.70	V
Middle	3460.68	-59.25	-13	-46.25	-78.58	-67.48	4.37	12.60	H
	5191.02	-55.59	-13	-42.59	-79.75	-63.35	4.94	12.70	H
	6921.36	-57.55	-13	-44.55	-81.46	-62.93	6.32	11.70	H
	3460.68	-62.50	-13	-49.50	-78.58	-70.73	4.37	12.60	V
	5191.02	-60.24	-13	-47.24	-79.75	-68.00	4.94	12.70	V
	6921.36	-57.55	-13	-44.55	-81.46	-62.93	6.32	11.70	V
Highest	3500.68	-57.98	-13	-44.98	-77.31	-66.21	4.37	12.60	H
	5251.02	-56.89	-13	-43.89	-81.05	-64.65	4.94	12.70	H
	7001.36	-57.28	-13	-44.28	-81.19	-62.66	6.32	11.70	H
	3500.68	-62.44	-13	-49.44	-78.52	-70.67	4.37	12.60	V
	5251.02	-61.51	-13	-48.51	-81.02	-69.27	4.94	12.70	V
	7001.36	-57.36	-13	-44.36	-81.27	-62.74	6.32	11.70	V

Remark: Spurious emissions within 30-1000MHz were found more than 20dB below limit line.

LTE Band 4 / 10MHz / QPSK									
Channel	Frequency (MHz)	EIRP (dBm)	Limit (dBm)	Over Limit (dB)	SPA Reading (dBm)	S.G. Power (dBm)	TX Cable loss (dB)	TX Antenna Gain (dBi)	Polarization (H/V)
Lowest	3421.18	-57.31	-13	-44.31	-76.64	-65.54	4.35	12.58	H
	5131.77	-56.46	-13	-43.46	-80.62	-64.22	4.92	12.68	H
	6842.36	-57.47	-13	-44.47	-81.38	-62.85	6.3	11.68	H
	3421.18	-61.48	-13	-48.48	-77.56	-69.71	4.35	12.58	V
	5131.77	-60.70	-13	-47.70	-80.21	-68.46	4.92	12.68	V
	6842.36	-57.44	-13	-44.44	-81.35	-62.82	6.3	11.68	V
Middle	3456.18	-59.36	-13	-46.36	-78.69	-67.59	4.37	12.60	H
	5184.27	-53.58	-13	-40.58	-77.74	-61.34	4.94	12.70	H
	6912.36	-57.59	-13	-44.59	-81.50	-62.97	6.32	11.70	H
	3456.18	-62.31	-13	-49.31	-78.39	-70.54	4.37	12.60	V
	5184.27	-59.10	-13	-46.10	-78.61	-66.86	4.94	12.70	V
	6912.36	-57.54	-13	-44.54	-81.45	-62.92	6.32	11.70	V
Highest	3491.18	-58.17	-13	-45.17	-77.50	-66.40	4.39	12.62	H
	5236.77	-56.80	-13	-43.80	-80.96	-64.56	4.96	12.72	H
	6982.36	-57.42	-13	-44.42	-81.33	-62.80	6.34	11.72	H
	3491.18	-61.28	-13	-48.28	-77.36	-69.51	4.39	12.62	V
	5236.77	-60.38	-13	-47.38	-79.89	-68.14	4.96	12.72	V
	6982.36	-57.28	-13	-44.28	-81.19	-62.66	6.34	11.72	V

Remark: Spurious emissions within 30-1000MHz were found more than 20dB below limit line.

LTE Band 4 / 15MHz / QPSK									
Channel	Frequency (MHz)	EIRP (dBm)	Limit (dBm)	Over Limit (dB)	SPA Reading (dBm)	S.G. Power (dBm)	TX Cable loss (dB)	TX Antenna Gain (dBi)	Polarization (H/V)
Lowest	3421.68	-59.02	-13	-46.02	-78.35	-67.25	4.37	12.60	H
	5132.52	-55.85	-13	-42.85	-80.01	-63.61	4.94	12.70	H
	6843.36	-56.76	-13	-43.76	-80.67	-62.14	6.32	11.70	H
	3421.68	-62.20	-13	-49.20	-78.28	-70.43	4.37	12.60	V
	5132.52	-60.69	-13	-47.69	-80.2	-68.45	4.94	12.70	V
	6843.36	-56.92	-13	-43.92	-80.83	-62.30	6.32	11.70	V
Middle	3451.68	-58.82	-13	-45.82	-78.15	-67.05	4.37	12.60	H
	5177.52	-56.07	-13	-43.07	-80.23	-63.83	4.94	12.70	H
	6903.36	-56.64	-13	-43.64	-80.55	-62.02	6.32	11.70	H
	3451.68	-62.10	-13	-49.10	-78.18	-70.33	4.37	12.60	V
	5177.52	-60.74	-13	-47.74	-80.25	-68.50	4.94	12.70	V
	6903.36	-56.89	-13	-43.89	-80.8	-62.27	6.32	11.70	V
Highest	3481.68	-59.20	-13	-46.20	-78.53	-67.43	4.37	12.60	H
	5222.52	-56.55	-13	-43.55	-80.71	-64.31	4.94	12.70	H
	6963.36	-56.92	-13	-43.92	-80.83	-62.30	6.32	11.70	H
	3481.68	-62.44	-13	-49.44	-78.52	-70.67	4.37	12.60	V
	5222.52	-61.26	-13	-48.26	-80.77	-69.02	4.94	12.70	V
	6963.36	-57.08	-13	-44.08	-80.99	-62.46	6.32	11.70	V

Remark: Spurious emissions within 30-1000MHz were found more than 20dB below limit line.

LTE Band 4 / 20MHz / QPSK									
Channel	Frequency (MHz)	EIRP (dBm)	Limit (dBm)	Over Limit (dB)	SPA Reading (dBm)	S.G. Power (dBm)	TX Cable loss (dB)	TX Antenna Gain (dBi)	Polarization (H/V)
Lowest	3422.18	-59.25	-13	-46.25	-78.58	-67.48	4.37	12.60	H
	5133.27	-56.23	-13	-43.23	-80.39	-63.99	4.94	12.70	H
	6844.36	-57.02	-13	-44.02	-80.93	-62.40	6.32	11.70	H
	3422.18	-62.38	-13	-49.38	-78.46	-70.61	4.37	12.60	V
	5133.27	-60.86	-13	-47.86	-80.37	-68.62	4.94	12.70	V
	6844.36	-57.11	-13	-44.11	-81.02	-62.49	6.32	11.70	V
Middle	3447.18	-59.31	-13	-46.31	-78.64	-67.54	4.37	12.60	H
	5170.77	-56.46	-13	-43.46	-80.62	-64.22	4.94	12.70	H
	6894.36	-57.23	-13	-44.23	-81.14	-62.61	6.32	11.70	H
	3447.18	-62.56	-13	-49.56	-78.64	-70.79	4.37	12.60	V
	5170.77	-61.17	-13	-48.17	-80.68	-68.93	4.94	12.70	V
	6894.36	-57.19	-13	-44.19	-81.1	-62.57	6.32	11.70	V
Highest	3472.18	-59.31	-13	-46.31	-78.64	-67.54	4.37	12.60	H
	5208.27	-56.63	-13	-43.63	-80.79	-64.39	4.94	12.70	H
	6944.36	-57.35	-13	-44.35	-81.26	-62.73	6.32	11.70	H
	3472.18	-62.62	-13	-49.62	-78.7	-70.85	4.37	12.60	V
	5208.27	-61.26	-13	-48.26	-80.77	-69.02	4.94	12.70	V
	6944.36	-57.28	-13	-44.28	-81.19	-62.66	6.32	11.70	V

Remark: Spurious emissions within 30-1000MHz were found more than 20dB below limit line.

LTE Band 5 / 1.4MHz / QPSK									
Channel	Frequency (MHz)	ERP (dBm)	Limit (dBm)	Over Limit (dB)	SPA Reading (dBm)	S.G. Power (dBm)	TX Cable loss (dB)	TX Antenna Gain (dBi)	Polarization (H/V)
Lowest	1648.14	-56.36	-13	-43.36	-61.92	-60.77	2.84	9.40	H
	2472.21	-66.10	-13	-53.10	-76.52	-70.85	3.7	10.60	H
	3296.28	-61.21	-13	-48.21	-75.97	-67.29	4.37	12.60	H
	4120.35	-50.53	-13	-37.53	-68.10	-56.13	4.85	12.60	H
	1648.14	-57.79	-13	-44.79	-62.50	-62.20	2.84	9.40	V
	2472.21	-67.26	-13	-54.26	-77.09	-72.01	3.70	10.60	V
	3296.28	-64.12	-13	-51.12	-77.69	-70.20	4.37	12.60	V
	4120.35	-71.82	-13	-58.82	-71.82	-77.42	4.85	12.60	V
Middle	1671.74	-60.07	-13	-47.07	-65.63	-64.48	2.84	9.40	H
	2507.61	-66.48	-13	-53.48	-76.90	-71.23	3.7	10.60	H
	3343.48	-60.62	-13	-47.62	-75.38	-66.70	4.37	12.60	H
	4179.35	-51.22	-13	-38.22	-68.79	-56.82	4.85	12.60	H
	1671.74	-57.82	-13	-44.82	-62.53	-62.23	2.84	9.40	V
	2507.61	-67.13	-13	-54.13	-76.96	-71.88	3.70	10.60	V
	3343.48	-64.02	-13	-51.02	-77.59	-70.10	4.37	12.60	V
	4179.35	-53.91	-13	-40.91	-71.62	-59.51	4.85	12.60	V
Highest	1695.34	-60.68	-13	-47.68	-66.24	-65.09	2.84	9.40	H
	2543.01	-66.39	-13	-53.39	-76.81	-71.14	3.7	10.60	H
	3390.68	-56.70	-13	-43.70	-71.46	-62.78	4.37	12.60	H
	4238.35	-51.24	-13	-38.24	-68.81	-56.84	4.85	12.60	H
	1695.34	-60.95	-13	-47.95	-65.66	-65.36	2.84	9.40	V
	2543.01	-66.75	-13	-53.75	-76.58	-71.50	3.70	10.60	V
	3390.68	-60.96	-13	-47.96	-74.53	-67.04	4.37	12.60	V
	4238.35	-56.62	-13	-43.62	-74.33	-62.22	4.85	12.60	V

Remark: Spurious emissions within 30-1000MHz were found more than 20dB below limit line.

LTE Band 5 / 3MHz / QPSK									
Channel	Frequency (MHz)	ERP (dBm)	Limit (dBm)	Over Limit (dB)	SPA Reading (dBm)	S.G. Power (dBm)	TX Cable loss (dB)	TX Antenna Gain (dBi)	Polarization (H/V)
Lowest	1648.3	-55.77	-13	-42.77	-61.33	-60.18	2.84	9.40	H
	2472.45	-65.99	-13	-52.99	-76.41	-70.74	3.7	10.60	H
	3296.6	-60.71	-13	-47.71	-75.47	-66.79	4.37	12.60	H
	4120.75	-51.97	-13	-38.97	-69.54	-57.57	4.85	12.60	H
	1648.3	-58.30	-13	-45.30	-63.01	-62.71	2.84	9.40	V
	2472.45	-67.08	-13	-54.08	-76.91	-71.83	3.70	10.60	V
	3296.6	-64.33	-13	-51.33	-77.90	-70.41	4.37	12.60	V
	4120.75	-54.66	-13	-41.66	-72.37	-60.26	4.85	12.60	V
Middle	1670.3	-61.22	-13	-48.22	-66.78	-65.63	2.84	9.40	H
	2505.45	-66.37	-13	-53.37	-76.79	-71.12	3.7	10.60	H
	3340.6	-60.84	-13	-47.84	-75.60	-66.92	4.37	12.60	H
	4175.75	-51.86	-13	-38.86	-69.43	-57.46	4.85	12.60	H
	1670.3	-60.46	-13	-47.46	-65.17	-64.87	2.84	9.40	V
	2505.45	-67.07	-13	-54.07	-76.90	-71.82	3.70	10.60	V
	3340.6	-64.31	-13	-51.31	-77.88	-70.39	4.37	12.60	V
	4175.75	-55.15	-13	-42.15	-72.86	-60.75	4.85	12.60	V
Highest	1692.3	-57.94	-13	-44.94	-63.50	-62.35	2.84	9.40	H
	2538.45	-66.07	-13	-53.07	-76.49	-70.82	3.7	10.60	H
	3384.6	-54.95	-13	-41.95	-69.71	-61.03	4.37	12.60	H
	4230.75	-51.65	-13	-38.65	-69.22	-57.25	4.85	12.60	H
	1692.3	-59.22	-13	-46.22	-63.93	-63.63	2.84	9.40	V
	2538.45	-66.76	-13	-53.76	-76.59	-71.51	3.70	10.60	V
	3384.6	-60.13	-13	-47.13	-73.70	-66.21	4.37	12.60	V
	4230.75	-54.66	-13	-41.66	-72.37	-60.26	4.85	12.60	V

Remark: Spurious emissions within 30-1000MHz were found more than 20dB below limit line.

LTE Band 5 / 5MHz / QPSK									
Channel	Frequency (MHz)	ERP (dBm)	Limit (dBm)	Over Limit (dB)	SPA Reading (dBm)	S.G. Power (dBm)	TX Cable loss (dB)	TX Antenna Gain (dBi)	Polarization (H/V)
Lowest	1648.5	-56.27	-13	-43.27	-61.83	-60.68	2.80	9.36	H
	2472.75	-66.70	-13	-53.70	-77.12	-71.50	3.62	10.57	H
	3297	-60.40	-13	-47.40	-75.16	-66.51	4.30	12.56	H
	4121.25	-51.78	-13	-38.78	-69.35	-57.41	4.80	12.58	H
	1648.5	-57.96	-13	-44.96	-62.67	-62.37	2.80	9.36	V
	2472.75	-67.10	-13	-54.10	-76.93	-71.90	3.62	10.57	V
	3297	-64.11	-13	-51.11	-77.68	-70.22	4.30	12.56	V
	4121.25	-54.15	-13	-41.15	-71.86	-59.78	4.80	12.58	V
Middle	1668.5	-61.46	-13	-48.46	-67.02	-65.87	2.84	9.40	H
	2502.75	-65.91	-13	-52.91	-76.33	-70.66	3.70	10.60	H
	3337	-60.24	-13	-47.24	-75.00	-66.32	4.37	12.60	H
	4171.25	-52.42	-13	-39.42	-69.99	-58.04	4.85	12.62	H
	1668.5	-60.34	-13	-47.34	-65.05	-64.75	2.84	9.40	V
	2502.75	-66.74	-13	-53.74	-76.57	-71.49	3.70	10.60	V
	3337	-64.27	-13	-51.27	-77.84	-70.35	4.37	12.60	V
	4171.25	-54.11	-13	-41.11	-71.82	-59.73	4.85	12.62	V
Highest	1688.5	-57.94	-13	-44.94	-63.50	-62.33	2.88	9.42	H
	2532.75	-66.32	-13	-53.32	-76.74	-71.07	3.75	10.65	H
	3377	-55.69	-13	-42.69	-70.45	-61.82	4.38	12.66	H
	4221.25	-49.33	-13	-36.33	-66.90	-54.98	4.89	12.69	H
	1688.5	-58.43	-13	-45.43	-63.14	-62.82	2.88	9.42	V
	2532.75	-67.10	-13	-54.10	-76.93	-71.85	3.75	10.65	V
	3377	-61.14	-13	-48.14	-74.71	-67.27	4.38	12.66	V
	4221.25	-53.00	-13	-40.00	-70.71	-58.65	4.89	12.69	V

Remark: Spurious emissions within 30-1000MHz were found more than 20dB below limit line.

LTE Band 5 / 10MHz / QPSK									
Channel	Frequency (MHz)	ERP (dBm)	Limit (dBm)	Over Limit (dB)	SPA Reading (dBm)	S.G. Power (dBm)	TX Cable loss (dB)	TX Antenna Gain (dBi)	Polarization (H/V)
Lowest	1649	-57.00	-13	-44.00	-62.56	-61.41	2.84	9.40	H
	2473.5	-66.43	-13	-53.43	-76.85	-71.18	3.7	10.60	H
	3298	-60.27	-13	-47.27	-75.03	-66.35	4.37	12.60	H
	4122.5	-52.42	-13	-39.42	-69.99	-58.02	4.85	12.60	H
	1649	-57.77	-13	-44.77	-62.48	-62.18	2.84	9.40	V
	2473.5	-67.19	-13	-54.19	-77.02	-71.94	3.70	10.60	V
	3298	-63.60	-13	-50.60	-77.17	-69.68	4.37	12.60	V
	4122.5	-54.21	-13	-41.21	-71.92	-59.81	4.85	12.60	V
Middle	1664	-58.64	-13	-45.64	-64.20	-63.05	2.84	9.40	H
	2496	-65.16	-13	-52.16	-75.58	-69.91	3.7	10.60	H
	3328	-60.44	-13	-47.44	-75.20	-66.52	4.37	12.60	H
	4160	-49.75	-13	-36.75	-67.32	-55.35	4.85	12.60	H
	1664	-59.01	-13	-46.01	-63.72	-63.42	2.84	9.40	V
	2496	-66.87	-13	-53.87	-76.70	-71.62	3.70	10.60	V
	3328	-63.57	-13	-50.57	-77.14	-69.65	4.37	12.60	V
	4160	-53.40	-13	-40.40	-71.11	-59.00	4.85	12.60	V
Highest	1679	-58.84	-13	-45.84	-64.40	-63.25	2.84	9.40	H
	2518.5	-65.63	-13	-52.63	-76.05	-70.38	3.7	10.60	H
	3358	-58.06	-13	-45.06	-72.82	-64.14	4.37	12.60	H
	4197.5	-49.59	-13	-36.59	-67.16	-55.19	4.85	12.60	H
	1679	-57.82	-13	-44.82	-62.53	-62.23	2.84	9.40	V
	2518.5	-67.18	-13	-54.18	-77.01	-71.93	3.70	10.60	V
	3358	-62.50	-13	-49.50	-76.07	-68.58	4.37	12.60	V
	4197.5	-54.25	-13	-41.25	-71.96	-59.85	4.85	12.60	V

Remark: Spurious emissions within 30-1000MHz were found more than 20dB below limit line.

LTE Band 12 / 1.4MHz / QPSK									
Channel	Frequency (MHz)	ERP (dBm)	Limit (dBm)	Over Limit (dB)	SPA Reading (dBm)	S.G. Power (dBm)	TX Cable loss (dB)	TX Antenna Gain (dBi)	Polarization (H/V)
Lowest	1398.14	-54.91	-13	-41.91	-60.47	-59.32	2.84	9.40	H
	2097.21	-66.10	-13	-53.10	-76.52	-70.85	3.7	10.60	H
	2796.28	-61.89	-13	-48.89	-76.65	-67.97	4.37	12.60	H
	3495.35	-60.94	-13	-47.94	-78.51	-66.54	4.85	12.60	H
	4194.42	-51.01	-13	-38.01	-71.52	-56.62	4.94	12.70	H
	1398.14	-61.58	-13	-48.58	-66.29	-65.99	2.84	9.40	V
	2097.21	-66.98	-13	-53.98	-76.81	-71.73	3.70	10.60	V
	2796.28	-63.41	-13	-50.41	-76.98	-69.49	4.37	12.60	V
	3495.35	-60.90	-13	-47.90	-78.61	-66.50	4.85	12.60	V
	4194.42	-50.35	-13	-37.35	-70.33	-55.96	4.94	12.70	V
Middle	1413.74	-58.26	-13	-45.26	-63.82	-62.67	2.84	9.40	H
	2120.61	-66.55	-13	-53.55	-76.97	-71.30	3.7	10.60	H
	2827.48	-61.80	-13	-48.80	-76.56	-67.88	4.37	12.60	H
	3534.35	-61.08	-13	-48.08	-78.65	-66.68	4.85	12.60	H
	4241.22	-54.51	-13	-41.51	-75.02	-60.12	4.94	12.70	H
	1413.74	-67.08	-13	-54.08	-71.79	-71.49	2.84	9.40	V
	2120.61	-67.42	-13	-54.42	-77.25	-72.17	3.70	10.60	V
	2827.48	-63.24	-13	-50.24	-76.81	-69.32	4.37	12.60	V
	3534.35	-60.75	-13	-47.75	-78.46	-66.35	4.85	12.60	V
	4241.22	-54.53	-13	-41.53	-74.51	-60.14	4.94	12.70	V
Highest	1429.34	-57.72	-13	-44.72	-63.28	-62.13	2.84	9.40	H
	2144.01	-66.24	-13	-53.24	-76.66	-70.99	3.7	10.60	H
	2858.68	-62.18	-13	-49.18	-76.94	-68.26	4.37	12.60	H
	3573.35	-60.72	-13	-47.72	-78.29	-66.32	4.85	12.60	H
	4288.02	-54.35	-13	-41.35	-74.86	-59.96	4.94	12.70	H
	1429.34	-64.37	-13	-51.37	-69.08	-68.78	2.84	9.40	V
	2144.01	-67.32	-13	-54.32	-77.15	-72.07	3.70	10.60	V
	2858.68	-63.28	-13	-50.28	-76.85	-69.36	4.37	12.60	V
	3573.35	-60.91	-13	-47.91	-78.62	-66.51	4.85	12.60	V
	4288.02	-52.42	-13	-39.42	-72.40	-58.03	4.94	12.70	V

Remark: Spurious emissions within 30-1000MHz were found more than 20dB below limit line.

LTE Band 12 / 3MHz / QPSK									
Channel	Frequency (MHz)	ERP (dBm)	Limit (dBm)	Over Limit (dB)	SPA Reading (dBm)	S.G. Power (dBm)	TX Cable loss (dB)	TX Antenna Gain (dBi)	Polarization (H/V)
Lowest	1398.3	-56.98	-13	-43.98	-62.54	-61.39	2.84	9.40	H
	2097.45	-66.23	-13	-53.23	-76.65	-70.98	3.7	10.60	H
	2796.6	-61.90	-13	-48.90	-76.66	-67.98	4.37	12.60	H
	3495.75	-61.06	-13	-48.06	-78.63	-66.66	4.85	12.60	H
	4194.9	-50.05	-13	-37.05	-70.56	-55.66	4.94	12.70	H
	1398.3	-61.53	-13	-48.53	-66.24	-65.94	2.84	9.40	V
	2097.45	-66.87	-13	-53.87	-76.70	-71.62	3.70	10.60	V
	2796.6	-63.15	-13	-50.15	-76.72	-69.23	4.37	12.60	V
	3495.75	-61.11	-13	-48.11	-78.82	-66.71	4.85	12.60	V
	4194.9	-50.91	-13	-37.91	-70.89	-56.52	4.94	12.70	V
Middle	1412.3	-61.30	-13	-48.30	-66.86	-65.71	2.84	9.40	H
	2118.45	-66.52	-13	-53.52	-76.94	-71.27	3.7	10.60	H
	2824.6	-62.12	-13	-49.12	-76.88	-68.20	4.37	12.60	H
	3530.75	-60.92	-13	-47.92	-78.49	-66.52	4.85	12.60	H
	4236.9	-55.53	-13	-42.53	-76.04	-61.14	4.94	12.70	H
	1412.3	-68.26	-13	-55.26	-72.97	-72.67	2.84	9.40	V
	2118.45	-67.23	-13	-54.23	-77.06	-71.98	3.70	10.60	V
	2824.6	-63.33	-13	-50.33	-76.90	-69.41	4.37	12.60	V
	3530.75	-60.76	-13	-47.76	-78.47	-66.36	4.85	12.60	V
	4236.9	-52.54	-13	-39.54	-72.52	-58.15	4.94	12.70	V
Highest	1426.3	-60.60	-13	-47.60	-66.16	-65.01	2.84	9.40	H
	2139.45	-65.99	-13	-52.99	-76.41	-70.74	3.7	10.60	H
	2852.6	-62.07	-13	-49.07	-76.83	-68.15	4.37	12.60	H
	3565.75	-60.96	-13	-47.96	-78.53	-66.56	4.85	12.60	H
	4278.9	-51.25	-13	-38.25	-71.76	-56.86	4.94	12.70	H
	1426.3	-66.57	-13	-53.57	-71.28	-70.98	2.84	9.40	V
	2139.45	-66.68	-13	-53.68	-76.51	-71.43	3.70	10.60	V
	2852.6	-63.33	-13	-50.33	-76.90	-69.41	4.37	12.60	V
	3565.75	-60.71	-13	-47.71	-78.42	-66.31	4.85	12.60	V
	4278.9	-50.28	-13	-37.28	-70.26	-55.89	4.94	12.70	V

Remark: Spurious emissions within 30-1000MHz were found more than 20dB below limit line.

LTE Band 12 / 5MHz / QPSK									
Channel	Frequency (MHz)	ERP (dBm)	Limit (dBm)	Over Limit (dB)	SPA Reading (dBm)	S.G. Power (dBm)	TX Cable loss (dB)	TX Antenna Gain (dBi)	Polarization (H/V)
Lowest	1398.5	-56.69	-13	-43.69	-62.25	-61.10	2.84	9.40	H
	2097.75	-66.04	-13	-53.04	-76.46	-70.79	3.7	10.60	H
	2797	-61.92	-13	-48.92	-76.68	-68.00	4.37	12.60	H
	3496.25	-61.16	-13	-48.16	-78.73	-66.76	4.85	12.60	H
	4195.5	-49.43	-13	-36.43	-69.94	-55.04	4.94	12.70	H
	1398.5	-60.47	-13	-47.47	-65.18	-64.88	2.84	9.40	V
	2097.75	-67.23	-13	-54.23	-77.06	-71.98	3.70	10.60	V
	2797	-63.47	-13	-50.47	-77.04	-69.55	4.37	12.60	V
	3496.25	-60.86	-13	-47.86	-78.57	-66.46	4.85	12.60	V
	4195.5	-50.81	-13	-37.81	-70.79	-56.42	4.94	12.70	V
Middle	1410.5	-62.02	-13	-49.02	-67.58	-66.43	2.84	9.40	H
	2115.75	-66.56	-13	-53.56	-76.98	-71.31	3.7	10.60	H
	2821	-62.07	-13	-49.07	-76.83	-68.15	4.37	12.60	H
	3526.25	-61.02	-13	-48.02	-78.59	-66.62	4.85	12.60	H
	4231.5	-54.13	-13	-41.13	-74.64	-59.74	4.94	12.70	H
	1410.5	-67.06	-13	-54.06	-71.77	-71.47	2.84	9.40	V
	2115.75	-66.92	-13	-53.92	-76.75	-71.67	3.70	10.60	V
	2821	-63.21	-13	-50.21	-76.78	-69.29	4.37	12.60	V
	3526.25	-60.62	-13	-47.62	-78.33	-66.22	4.85	12.60	V
	4231.5	-53.66	-13	-40.66	-73.64	-59.27	4.94	12.70	V
Highest	1422.5	-59.18	-13	-46.18	-64.74	-63.59	2.84	9.40	H
	2133.75	-66.42	-13	-53.42	-76.84	-71.17	3.7	10.60	H
	2845	-61.91	-13	-48.91	-76.67	-67.99	4.37	12.60	H
	3556.25	-60.89	-13	-47.89	-78.46	-66.49	4.85	12.60	H
	4267.5	-50.05	-13	-37.05	-70.56	-55.66	4.94	12.70	H
	1422.5	-65.16	-13	-52.16	-69.87	-69.57	2.84	9.40	V
	2133.75	-67.40	-13	-54.40	-77.23	-72.15	3.70	10.60	V
	2845	-63.28	-13	-50.28	-76.85	-69.36	4.37	12.60	V
	3556.25	-60.59	-13	-47.59	-78.30	-66.19	4.85	12.60	V
	4267.5	-49.97	-13	-36.97	-69.95	-55.58	4.94	12.70	V

Remark: Spurious emissions within 30-1000MHz were found more than 20dB below limit line.

LTE Band 12 / 10MHz / QPSK									
Channel	Frequency (MHz)	ERP (dBm)	Limit (dBm)	Over Limit (dB)	SPA Reading (dBm)	S.G. Power (dBm)	TX Cable loss (dB)	TX Antenna Gain (dBi)	Polarization (H/V)
Lowest	1399	-56.17	-13	-43.17	-61.73	-60.58	2.83	9.39	H
	2098.5	-66.51	-13	-53.51	-76.93	-71.26	3.69	10.59	H
	2798	-62.12	-13	-49.12	-76.88	-68.20	4.36	12.59	H
	3497	-61.23	-13	-48.23	-78.80	-66.82	4.84	12.58	H
	4197	-49.16	-13	-36.16	-69.67	-54.77	4.93	12.69	H
	1399	-60.84	-13	-47.84	-65.55	-65.25	2.83	9.39	V
	2098.5	-67.04	-13	-54.04	-76.87	-71.79	3.69	10.59	V
	2798	-63.32	-13	-50.32	-76.89	-69.40	4.36	12.59	V
	3497	-60.85	-13	-47.85	-78.56	-66.44	4.84	12.58	V
	4197	-49.57	-13	-36.57	-69.55	-55.18	4.93	12.69	V
Middle	1406	-59.66	-13	-46.66	-65.22	-64.07	2.84	9.40	H
	2109	-66.65	-13	-53.65	-77.07	-71.40	3.70	10.60	H
	2812	-62.17	-13	-49.17	-76.93	-68.25	4.37	12.60	H
	3515	-60.85	-13	-47.85	-78.42	-66.47	4.85	12.62	H
	4218	-53.70	-13	-40.70	-74.21	-59.31	4.94	12.70	H
	1406	-64.47	-13	-51.47	-69.18	-68.88	2.84	9.40	V
	2109	-67.20	-13	-54.20	-77.03	-71.95	3.70	10.60	V
	2812	-63.56	-13	-50.56	-77.13	-69.64	4.37	12.60	V
	3515	-60.87	-13	-47.87	-78.58	-66.49	4.85	12.62	V
	4218	-53.54	-13	-40.54	-73.52	-59.15	4.94	12.70	V
Highest	1413	-60.39	-13	-47.39	-65.95	-64.79	2.86	9.41	H
	2119.5	-66.83	-13	-53.83	-77.25	-71.57	3.72	10.61	H
	2826	-62.26	-13	-49.26	-77.02	-68.33	4.39	12.61	H
	3532.5	-61.10	-13	-48.10	-78.67	-66.70	4.87	12.62	H
	4239	-54.26	-13	-41.26	-74.77	-59.86	4.96	12.71	H
	1413	-67.86	-13	-54.86	-72.57	-72.26	2.86	9.41	V
	2119.5	-67.25	-13	-54.25	-77.08	-71.99	3.72	10.61	V
	2826	-63.26	-13	-50.26	-76.83	-69.33	4.39	12.61	V
	3532.5	-60.71	-13	-47.71	-78.42	-66.31	4.87	12.62	V
	4239	-52.98	-13	-39.98	-72.96	-58.58	4.96	12.71	V

Remark: Spurious emissions within 30-1000MHz were found more than 20dB below limit line.

LTE Band 13 / 5MHz / QPSK / RB Size 1 Offset 0									
Channel	Frequency (MHz)	ERP (dBm)	Limit (dBm)	Over Limit (dB)	SPA Reading (dBm)	S.G. Power (dBm)	TX Cable loss (dB)	TX Antenna Gain (dBi)	Polarization (H/V)
Lowest	1554.5	-58.49	-13	-45.49	-70.36	-65.18	0.54	9.38	H
	2331.75	-59.40	-13	-46.40	-75.87	-67.11	0.72	10.58	H
	3109	-58.97	-13	-45.97	-76.59	-68.58	0.82	12.58	H
	3886.25	-52.23	-13	-39.23	-71.95	-61.79	0.88	12.59	H
	1554.5	-59.75	-13	-46.75	-71.66	-66.44	0.54	9.38	V
	2331.75	-59.36	-13	-46.36	-75.62	-67.07	0.72	10.58	V
	3109	-58.55	-13	-45.55	-76.18	-68.16	0.82	12.58	V
	3886.25	-47.91	-13	-34.91	-67.81	-57.47	0.88	12.59	V
Middle	1559.5	-61.46	-39.99	-21.47	-73.33	-68.15	0.56	9.40	H
	2339.25	-59.14	-13	-46.14	-75.49	-66.85	0.74	10.60	H
	3119	-58.46	-13	-45.46	-76.13	-68.06	0.85	12.60	H
	3898.75	-53.98	-13	-40.98	-73.77	-63.56	0.89	12.62	H
	1559.5	-62.47	-39.99	-22.48	-74.38	-69.16	0.56	9.40	V
	2339.25	-59.62	-13	-46.62	-75.71	-67.33	0.74	10.60	V
	3119	-58.22	-13	-45.22	-75.92	-67.82	0.85	12.60	V
	3898.75	-49.90	-13	-36.90	-69.85	-59.48	0.89	12.62	V
Highest	1564.5	-62.71	-39.99	-22.72	-74.58	-69.40	0.58	9.42	H
	2346.75	-59.58	-13	-46.58	-75.93	-67.29	0.76	10.62	H
	3129	-58.79	-13	-45.79	-76.46	-68.38	0.88	12.62	H
	3911.25	-52.23	-13	-39.23	-72.02	-61.83	0.90	12.65	H
	1564.5	-61.04	-39.99	-21.05	-72.95	-67.73	0.58	9.42	V
	2346.75	-59.64	-13	-46.64	-75.73	-67.35	0.76	10.62	V
	3129	-58.69	-13	-45.69	-76.39	-68.28	0.88	12.62	V
	3911.25	-48.83	-13	-35.83	-68.78	-58.43	0.90	12.65	V

Remark: Spurious emissions within 30-1000MHz were found more than 20dB below limit line.

LTE Band 13 / 10MHz / QPSK/ RB Size 1 Offset 0									
Channel	Frequency (MHz)	ERP (dBm)	Limit (dBm)	Over Limit (dB)	SPA Reading (dBm)	S.G. Power (dBm)	TX Cable loss (dB)	TX Antenna Gain (dBi)	Polarization (H/V)
Middle	1555	-58.21	-13	-45.21	-70.08	-64.90	0.56	9.40	H
	2332.5	-59.08	-13	-46.08	-75.55	-66.79	0.74	10.60	H
	3110	-58.85	-13	-45.85	-76.47	-68.45	0.85	12.60	H
	3887.5	-52.27	-13	-39.27	-71.99	-61.83	0.89	12.60	H
	1555	-60.39	-13	-47.39	-72.30	-67.08	0.56	9.40	V
	2332.5	-59.38	-13	-46.38	-75.64	-67.09	0.74	10.60	V
	3110	-58.57	-13	-45.57	-76.20	-68.17	0.85	12.60	V
	3887.5	-46.96	-13	-33.96	-66.86	-56.52	0.89	12.60	V

Remark: Spurious emissions within 30-1000MHz were found more than 20dB below limit line.

LTE Band 17 / 5MHz / QPSK									
Channel	Frequency (MHz)	ERP (dBm)	Limit (dBm)	Over Limit (dB)	SPA Reading (dBm)	S.G. Power (dBm)	TX Cable loss (dB)	TX Antenna Gain (dBi)	Polarization (H/V)
Lowest	1408.68	-67.33	-13	-54.33	-72.89	-71.74	2.83	9.39	H
	2113.02	-66.76	-13	-53.76	-77.18	-71.51	3.69	10.59	H
	2817.36	-62.21	-13	-49.21	-76.97	-68.29	4.36	12.59	H
	3521.7	-60.93	-13	-47.93	-78.50	-66.52	4.84	12.58	H
	4226.04	-54.72	-13	-41.72	-75.23	-60.33	4.93	12.69	H
	1408.68	-63.02	-13	-50.02	-67.73	-67.43	2.83	9.39	V
	2113.02	-67.12	-13	-54.12	-76.95	-71.87	3.69	10.59	V
	2817.36	-63.24	-13	-50.24	-76.81	-69.32	4.36	12.59	V
	3521.7	-60.59	-13	-47.59	-78.30	-66.18	4.84	12.58	V
	4226.04	-56.69	-13	-43.69	-76.67	-62.30	4.93	12.69	V
Middle	1415.68	-65.01	-13	-52.01	-70.57	-69.42	2.84	9.40	H
	2123.58	-66.55	-13	-53.55	-76.97	-71.30	3.7	10.60	H
	2831.36	-62.24	-13	-49.24	-77.00	-68.32	4.37	12.60	H
	3539.22	-61.07	-13	-48.07	-78.64	-66.69	4.85	12.62	H
	4247.06	-53.98	-13	-40.98	-74.49	-59.59	4.94	12.70	H
	1415.68	-60.41	-13	-47.41	-65.12	-64.82	2.84	9.40	V
	2123.58	-67.25	-13	-54.25	-77.08	-72.00	3.70	10.60	V
	2831.36	-63.41	-13	-50.41	-76.98	-69.49	4.37	12.60	V
	3539.22	-60.69	-13	-47.69	-78.40	-66.31	4.85	12.62	V
	4247.06	-56.82	-13	-43.82	-76.80	-62.43	4.94	12.70	V
Highest	1422.68	-64.14	-13	-51.14	-69.70	-68.55	2.86	9.42	H
	2134.02	-66.55	-13	-53.55	-76.97	-71.30	3.72	10.62	H
	2845.36	-62.18	-13	-49.18	-76.94	-68.26	4.39	12.62	H
	3556.7	-59.54	-13	-46.54	-77.11	-65.16	4.87	12.64	H
	4268.04	-48.71	-13	-35.71	-69.22	-54.32	4.96	12.72	H
	1422.68	-59.07	-13	-46.07	-63.78	-63.48	2.86	9.42	V
	2134.02	-66.55	-13	-53.55	-76.38	-71.30	3.72	10.62	V
	2845.36	-63.56	-13	-50.56	-77.13	-69.64	4.39	12.62	V
	3556.7	-60.79	-13	-47.79	-78.50	-66.41	4.87	12.64	V
	4268.04	-53.51	-13	-40.51	-73.49	-59.12	4.96	12.72	V

Remark: Spurious emissions within 30-1000MHz were found more than 20dB below limit line.

LTE Band 17 / 10MHz / QPSK									
Channel	Frequency (MHz)	ERP (dBm)	Limit (dBm)	Over Limit (dB)	SPA Reading (dBm)	S.G. Power (dBm)	TX Cable loss (dB)	TX Antenna Gain (dBi)	Polarization (H/V)
Lowest	1409.18	-66.20	-13	-53.20	-71.76	-70.61	2.84	9.40	H
	2113.77	-66.66	-13	-53.66	-77.08	-71.41	3.7	10.60	H
	2818.36	-62.32	-13	-49.32	-77.08	-68.40	4.37	12.60	H
	3522.95	-61.02	-13	-48.02	-78.59	-66.62	4.85	12.60	H
	4227.54	-53.53	-13	-40.53	-74.04	-59.14	4.94	12.70	H
	1409.18	-62.14	-13	-49.14	-66.85	-66.55	2.84	9.40	V
	2113.77	-67.38	-13	-54.38	-77.21	-72.13	3.70	10.60	V
	2818.36	-63.42	-13	-50.42	-76.99	-69.50	4.37	12.60	V
	3522.95	-60.65	-13	-47.65	-78.36	-66.25	4.85	12.60	V
	4227.54	-56.96	-13	-43.96	-76.94	-62.57	4.94	12.70	V
Middle	1411.18	-65.40	-13	-52.40	-70.96	-69.81	2.84	9.40	H
	2116.77	-66.44	-13	-53.44	-76.86	-71.19	3.7	10.60	H
	2822.36	-62.33	-13	-49.33	-77.09	-68.41	4.37	12.60	H
	3527.95	-61.18	-13	-48.18	-78.75	-66.78	4.85	12.60	H
	4233.54	-54.51	-13	-41.51	-75.02	-60.12	4.94	12.70	H
	1411.18	-61.34	-13	-48.34	-66.05	-65.75	2.84	9.40	V
	2116.77	-67.23	-13	-54.23	-77.06	-71.98	3.70	10.60	V
	2822.36	-63.27	-13	-50.27	-76.84	-69.35	4.37	12.60	V
	3527.95	-60.68	-13	-47.68	-78.39	-66.28	4.85	12.60	V
	4233.54	-55.29	-13	-42.29	-75.27	-60.90	4.94	12.70	V
Highest	1413.18	-66.34	-13	-53.34	-71.90	-70.75	2.84	9.40	H
	2119.77	-66.52	-13	-53.52	-76.94	-71.27	3.7	10.60	H
	2826.36	-62.14	-13	-49.14	-76.90	-68.22	4.37	12.60	H
	3532.95	-61.04	-13	-48.04	-78.61	-66.64	4.85	12.60	H
	4239.54	-53.61	-13	-40.61	-74.12	-59.22	4.94	12.70	H
	1413.18	-61.27	-13	-48.27	-65.98	-65.68	2.84	9.40	V
	2119.77	-67.21	-13	-54.21	-77.04	-71.96	3.70	10.60	V
	2826.36	-63.01	-13	-50.01	-76.58	-69.09	4.37	12.60	V
	3532.95	-60.99	-13	-47.99	-78.70	-66.59	4.85	12.60	V
	4239.54	-56.65	-13	-43.65	-76.63	-62.26	4.94	12.70	V

Remark: Spurious emissions within 30-1000MHz were found more than 20dB below limit line.