Annex B. SAR Plots of SAR Measurement

The SAR plots for highest measured SAR in each exposure configuration, wireless mode and frequency band combination are shown as follows.

P01 GSM850_GPRS12_Left Cheek_Ch251_Ant 0

DUT: WTW-P21050403

Communication System: UID 10028 - DAC, GPRS-FDD (TDMA, GMSK, TN 0-1-2-3); Frequency: 848.8 MHz;Duty Cycle: 1:2.27
Medium: H07T10N3_0621 Medium parameters used: f = 849 MHz; σ = 0.94 S/m; ε_r = 41.807; ρ = 1000 kg/m^3
Ambient Temperature：23.4 ℃ ; Liquid Temperature：23.2 ℃

DASY5 Configuration:
- Probe: EX3DV4 - SN7537; ConvF(10.5, 10.5, 10.5) @ 848.8 MHz; Calibrated: 2021/04/26
- Sensor-Surface: 1.4mm (Mechanical Surface Detection)
- Electronics: DAE3 Sn528; Calibrated: 2021/03/23
- Phantom: SAM Phantom_1987; Type: QD 000 P41 AA;
- Measurement SW: DASY52, Version 52.10 (4); SEMCAD X Version 14.6.14 (7483)

Area Scan (71x121x1): Interpolated grid: dx=1.500 mm, dy=1.500 mm
Maximum value of SAR (interpolated) = 0.267 W/kg

Zoom Scan (5x5x7)/Cube 0: Measurement grid: dx=8mm, dy=8mm, dz=5mm
Reference Value = 16.57 V/m; Power Drift = -0.02 dB
Peak SAR (extrapolated) = 0.280 W/kg
SAR(1 g) = 0.222 W/kg; SAR(10 g) = 0.173 W/kg (SAR corrected for target medium)
Smallest distance from peaks to all points 3 dB below: Larger than measurement grid
Ratio of SAR at M2 to SAR at M1 = 81.6%
Maximum value of SAR (measured) = 0.263 W/kg

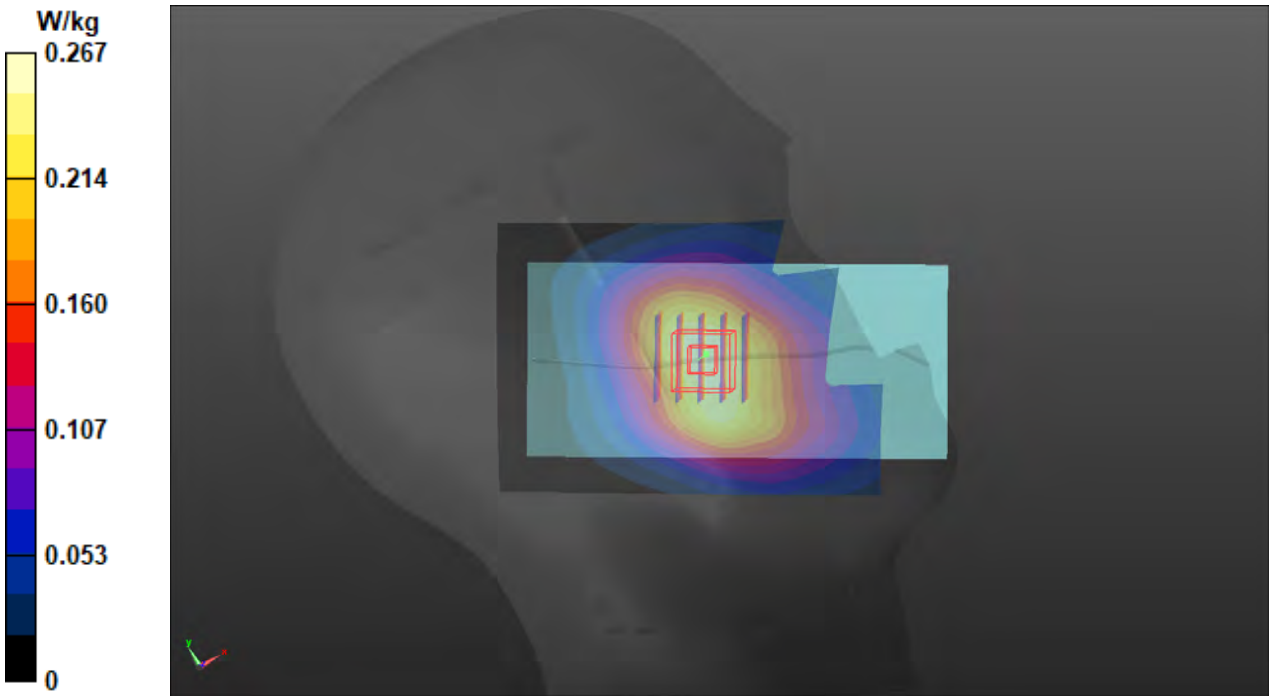

P02 GSM1900_GPRS12_Left Cheek_Ch810_Ant 0

DUT: WTW-P21050403

Communication System: UID 10028 - DAC, GPRS-FDD (TDMA, GMSK, TN 0-1-2-3); Frequency: 1909.8 MHz;Duty Cycle: 1:2.27
Medium: H16T20N1_0621 Medium parameters used: f = 1910 MHz; σ = 1.467 S/m; ε_r = 38.776; ρ = 1000 kg/m^3
Ambient Temperature：23.4 ℃ ; Liquid Temperature：23.2 ℃

DASY5 Configuration:
- Probe: EX3DV4 - SN7537; ConvF(8.27, 8.27, 8.27) @ 1909.8 MHz; Calibrated: 2021/04/26
- Sensor-Surface: 1.4mm (Mechanical Surface Detection)
- Electronics: DAE3 Sn528; Calibrated: 2021/03/23
- Phantom: SAM Phantom_1987; Type: QD 000 P41 AA;
- Measurement SW: DASY52, Version 52.10 (4); SEMCAD X Version 14.6.14 (7483)

Area Scan (71x121x1): Interpolated grid: dx=1.500 mm, dy=1.500 mm
Maximum value of SAR (interpolated) = 0.400 W/kg

Zoom Scan (5x5x7)/Cube 0: Measurement grid: dx=8mm, dy=8mm, dz=5mm
Reference Value = 14.09 V/m; Power Drift = -0.01 dB
Peak SAR (extrapolated) = 0.403 W/kg
SAR(1 g) = 0.253 W/kg; SAR(10 g) = 0.164 W/kg (SAR corrected for target medium)
Smallest distance from peaks to all points 3 dB below = 16.1 mm
Ratio of SAR at M2 to SAR at M1 = 65.9%
Maximum value of SAR (measured) = 0.352 W/kg

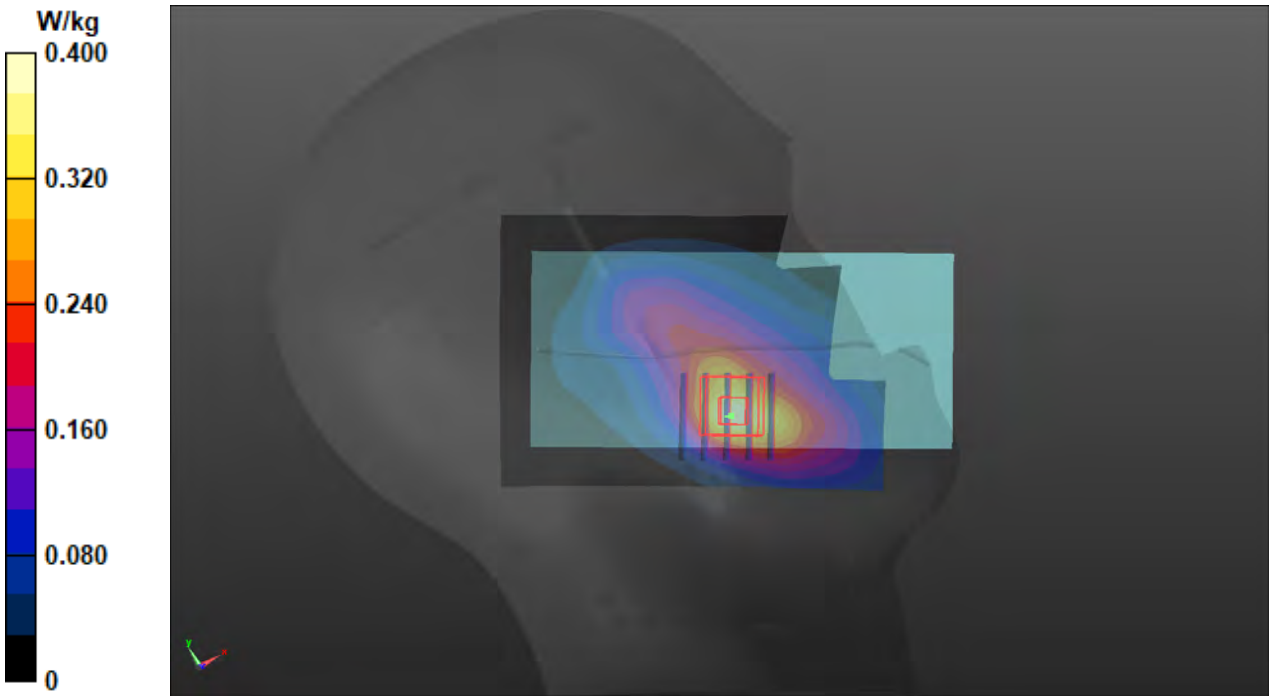

P03 WCDMA II_RMC12.2K_Left Cheek_Ch9262_Ant 0

DUT: WTW-P21050403

Communication System: UID 10011 - CAB, UMTS-FDD (WCDMA); Frequency: 1852.4 MHz;Duty Cycle: 1:1.95
Medium: H16T20N1_0621 Medium parameters used (interpolated): f = 1852.4 MHz; σ = 1.416 S/m; ε_r = 38.971; ρ = 1000 kg/m^3
Ambient Temperature：23.4 ℃ ; Liquid Temperature：23.2 ℃

DASY5 Configuration:
- Probe: EX3DV4 - SN7537; ConvF(8.27, 8.27, 8.27) @ 1852.4 MHz; Calibrated: 2021/04/26
- Sensor-Surface: 1.4mm (Mechanical Surface Detection)
- Electronics: DAE3 Sn528; Calibrated: 2021/03/23
- Phantom: SAM Phantom_1987; Type: QD 000 P41 AA;
- Measurement SW: DASY52, Version 52.10 (4); SEMCAD X Version 14.6.14 (7483)

Area Scan (61x121x1): Interpolated grid: dx=1.500 mm, dy=1.500 mm
Maximum value of SAR (interpolated) = 0.815 W/kg

Zoom Scan (5x5x7)/Cube 0: Measurement grid: dx=8mm, dy=8mm, dz=5mm
Reference Value = 21.46 V/m; Power Drift = -0.03 dB
Peak SAR (extrapolated) = 0.876 W/kg
SAR(1 g) = 0.560 W/kg; SAR(10 g) = 0.358 W/kg (SAR corrected for target medium)
Smallest distance from peaks to all points 3 dB below = 14.5 mm
Ratio of SAR at M2 to SAR at M1 = 64.2%
Maximum value of SAR (measured) = 0.762 W/kg



P04 WCDMA V_RMC12.2K_Left Cheek_Ch4132_Ant 0

DUT: WTW-P21050403

Communication System: UID 10011 - CAB, UMTS-FDD (WCDMA); Frequency: 826.4 MHz;Duty Cycle: 1:1.95
Medium: H07T10N3_0621 Medium parameters used (interpolated): f = 826.4 MHz; σ = 0.92 S/m; ε_r = 42.093; ρ = 1000 kg/m^3
Ambient Temperature：23.4 ℃ ; Liquid Temperature：23.2 ℃

DASY5 Configuration:
- Probe: EX3DV4 - SN7537; ConvF(10.5, 10.5, 10.5) @ 826.4 MHz; Calibrated: 2021/04/26
- Sensor-Surface: 1.4mm (Mechanical Surface Detection)
- Electronics: DAE3 Sn528; Calibrated: 2021/03/23
- Phantom: SAM Phantom_1987; Type: QD 000 P41 AA;
- Measurement SW: DASY52, Version 52.10 (4); SEMCAD X Version 14.6.14 (7483)

Area Scan (61x121x1): Interpolated grid: dx=1.500 mm, dy=1.500 mm
Maximum value of SAR (interpolated) = 0.229 W/kg

Zoom Scan (5x5x7)/Cube 0: Measurement grid: dx=8mm, dy=8mm, dz=5mm
Reference Value = 16.22 V/m; Power Drift = -0.01 dB
Peak SAR (extrapolated) = 0.245 W/kg
SAR(1 g) = 0.195 W/kg; SAR(10 g) = 0.152 W/kg (SAR corrected for target medium)
Smallest distance from peaks to all points 3 dB below: Larger than measurement grid
Ratio of SAR at M2 to SAR at M1 = 81.4%
Maximum value of SAR (measured) = 0.229 W/kg



P05 LTE 2_QPSK20M_Left Cheek_Ch18700_1RB_OS0_Ant 0

DUT: WTW-P21050403

Communication System: UID 10169 - CAE, LTE-FDD (SC-FDMA, 1 RB, 20 MHz, QPSK);
Frequency: 1860 MHz;Duty Cycle: 1:3.74
Medium: H16T20N1_0621 Medium parameters used: f = 1860 MHz; σ = 1.424 S/m; ε_r = 38.943; ρ = 1000 kg/m^3
Ambient Temperature：23.4 ℃ ; Liquid Temperature：23.2 ℃

DASY5 Configuration:
- Probe: EX3DV4 - SN7537; ConvF(8.27, 8.27, 8.27) @ 1860 MHz; Calibrated: 2021/04/26
- Sensor-Surface: 1.4mm (Mechanical Surface Detection)
- Electronics: DAE3 Sn528; Calibrated: 2021/03/23
- Phantom: SAM Phantom_1987; Type: QD 000 P41 AA;
- Measurement SW: DASY52, Version 52.10 (4); SEMCAD X Version 14.6.14 (7483)

Area Scan (61x121x1): Interpolated grid: dx=1.500 mm, dy=1.500 mm
Maximum value of SAR (interpolated) = 0.715 W/kg

Zoom Scan (5x5x7)/Cube 0: Measurement grid: dx=8mm, dy=8mm, dz=5mm
Reference Value = 19.82 V/m; Power Drift = 0.03 dB
Peak SAR (extrapolated) = 0.762 W/kg
SAR(1 g) = 0.486 W/kg; SAR(10 g) = 0.312 W/kg (SAR corrected for target medium)
Smallest distance from peaks to all points 3 dB below = 14.5 mm
Ratio of SAR at M2 to SAR at M1 = 63.3%
Maximum value of SAR (measured) = 0.651 W/kg

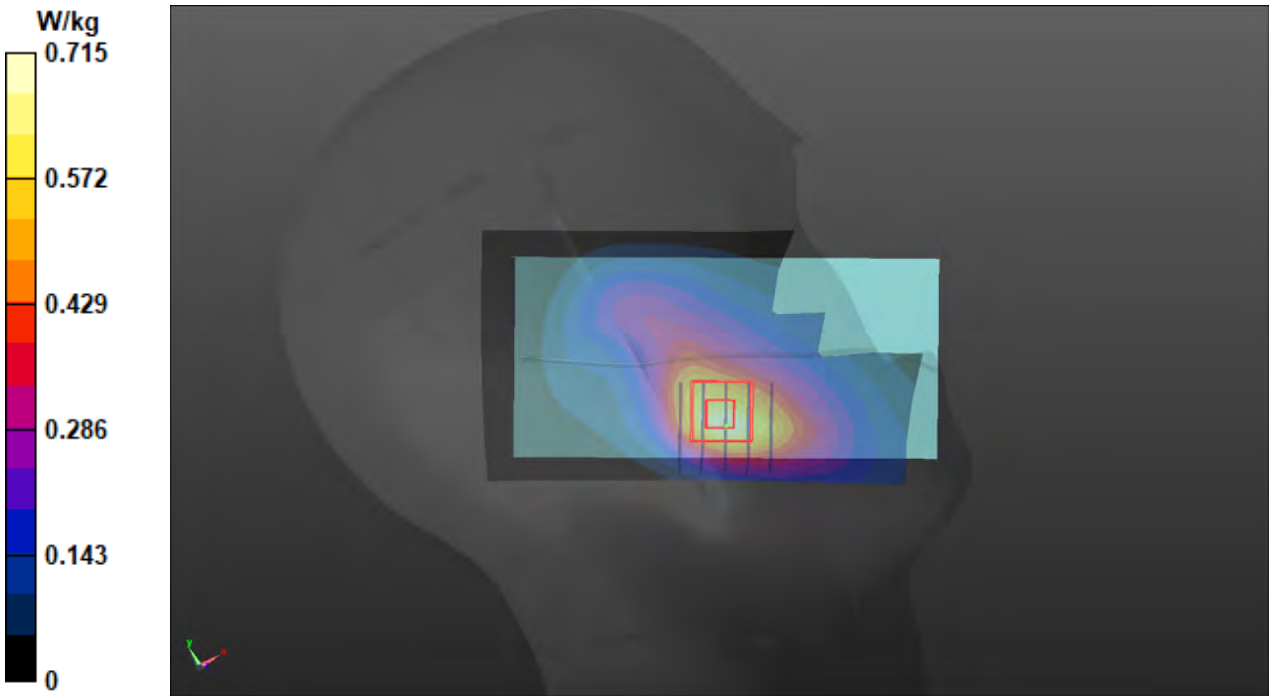

P06 LTE 2_QPSK20M_Right Cheek_Ch19100_RB1_OS0_Ant 1

DUT: WTW-P21050403

Communication System: UID 10169 - CAE, LTE-FDD (SC-FDMA, 1 RB, 20 MHz, QPSK);
Frequency: 1900 MHz;Duty Cycle: 1:3.74
Medium: H16T20N1_0628 Medium parameters used: f = 1900 MHz; σ = 1.455 S/m; ε_r = 39.598; ρ = 1000 kg/m^3
Ambient Temperature：23.3 ℃ ; Liquid Temperature：23.1 ℃

DASY5 Configuration:
- Probe: EX3DV4 - SN7537; ConvF(8.27, 8.27, 8.27) @ 1900 MHz; Calibrated: 2021/04/26
- Sensor-Surface: 1.4mm (Mechanical Surface Detection)
- Electronics: DAE3 Sn528; Calibrated: 2021/03/23
- Phantom: SAM Phantom_1987; Type: QD 000 P41 AA;
- Measurement SW: DASY52, Version 52.10 (4); SEMCAD X Version 14.6.14 (7483)

Area Scan (61x121x1): Interpolated grid: dx=1.500 mm, dy=1.500 mm
Maximum value of SAR (interpolated) = 0.281 W/kg

Zoom Scan (5x5x7)/Cube 0: Measurement grid: dx=8mm, dy=8mm, dz=5mm
Reference Value = 13.96 V/m; Power Drift = -0.07 dB
Peak SAR (extrapolated) = 0.333 W/kg
SAR(1 g) = 0.206 W/kg; SAR(10 g) = 0.132 W/kg (SAR corrected for target medium)
Smallest distance from peaks to all points 3 dB below = 13.4 mm
Ratio of SAR at M2 to SAR at M1 = 63.4%
Maximum value of SAR (measured) = 0.287 W/kg



P07 LTE 4_QPSK20M_Left Cheek_Ch20300_1RB_OS0_Ant 0

DUT: WTW-P21050403

Communication System: UID 10169 - CAE, LTE-FDD (SC-FDMA, 1 RB, 20 MHz, QPSK);
Frequency: 1745 MHz;Duty Cycle: 1:3.74
Medium: H16T20N1_0621 Medium parameters used (interpolated): f = 1745 MHz; σ = 1.317 S/m; ε_r = 39.393; ρ = 1000 kg/m^3
Ambient Temperature：23.4 ℃ ; Liquid Temperature：23.2 ℃

DASY5 Configuration:
- Probe: EX3DV4 - SN7537; ConvF(8.55, 8.55, 8.55) @ 1745 MHz; Calibrated: 2021/04/26
- Sensor-Surface: 1.4mm (Mechanical Surface Detection)
- Electronics: DAE3 Sn528; Calibrated: 2021/03/23
- Phantom: SAM Phantom_1987; Type: QD 000 P41 AA;
- Measurement SW: DASY52, Version 52.10 (4); SEMCAD X Version 14.6.14 (7483)

Area Scan (61x121x1): Interpolated grid: dx=1.500 mm, dy=1.500 mm
Maximum value of SAR (interpolated) = 0.706 W/kg

Zoom Scan (5x5x7)/Cube 0: Measurement grid: dx=8mm, dy=8mm, dz=5mm
Reference Value = 21.39 V/m; Power Drift = 0.02 dB
Peak SAR (extrapolated) = 0.754 W/kg
SAR(1 g) = 0.501 W/kg; SAR(10 g) = 0.321 W/kg (SAR corrected for target medium)
Smallest distance from peaks to all points 3 dB below = 14.5 mm
Ratio of SAR at M2 to SAR at M1 = 64.6%
Maximum value of SAR (measured) = 0.656 W/kg



P08 LTE 4_QPSK20M_Left Cheek_Ch20300_1RB_OS0_Ant 1

DUT: WTW-P21050403

Communication System: UID 10169 - CAE, LTE-FDD (SC-FDMA, 1 RB, 20 MHz, QPSK);
Frequency: 1745 MHz;Duty Cycle: 1:3.74
Medium: H16T20N1_0628 Medium parameters used (interpolated): f = 1745 MHz; σ = 1.322 S/m; ε_r = 40.159; ρ = 1000 kg/m^3
Ambient Temperature：23.3 ℃ ; Liquid Temperature：23.1 ℃

DASY5 Configuration:
- Probe: EX3DV4 - SN7537; ConvF(8.55, 8.55, 8.55) @ 1745 MHz; Calibrated: 2021/04/26
- Sensor-Surface: 1.4mm (Mechanical Surface Detection)
- Electronics: DAE3 Sn528; Calibrated: 2021/03/23
- Phantom: SAM Phantom_1987; Type: QD 000 P41 AA;
- Measurement SW: DASY52, Version 52.10 (4); SEMCAD X Version 14.6.14 (7483)

Area Scan (61x121x1): Interpolated grid: dx=1.500 mm, dy=1.500 mm
Maximum value of SAR (interpolated) = 0.259 W/kg

Zoom Scan (5x5x7)/Cube 0: Measurement grid: dx=8mm, dy=8mm, dz=5mm
Reference Value = 6.672 V/m; Power Drift = 0.11 dB
Peak SAR (extrapolated) = 0.278 W/kg
SAR(1 g) = 0.185 W/kg; SAR(10 g) = 0.118 W/kg (SAR corrected for target medium)
Smallest distance from peaks to all points 3 dB below = 13.9 mm
Ratio of SAR at M2 to SAR at M1 = 66.8%
Maximum value of SAR (measured) = 0.244 W/kg



P09 LTE 5_QPSK10M_Left Cheek_Ch20450_1RB_OS0_Ant 0

DUT: WTW-P21050403

Communication System: UID 10175 - CAG, LTE-FDD (SC-FDMA, 1 RB, 10 MHz, QPSK);
Frequency: 829 MHz;Duty Cycle: 1:3.74
Medium: H07T10N3_0621 Medium parameters used: f = 829 MHz; σ = 0.922 S/m; ε_r = 42.066; ρ = 1000 kg/m^3
Ambient Temperature：23.4 ℃ ; Liquid Temperature：23.2 ℃

DASY5 Configuration:
- Probe: EX3DV4 - SN7537; ConvF(10.5, 10.5, 10.5) @ 829 MHz; Calibrated: 2021/04/26
- Sensor-Surface: 1.4mm (Mechanical Surface Detection)
- Electronics: DAE3 Sn528; Calibrated: 2021/03/23
- Phantom: SAM Phantom_1987; Type: QD 000 P41 AA;
- Measurement SW: DASY52, Version 52.10 (4); SEMCAD X Version 14.6.14 (7483)

Area Scan (61x121x1): Interpolated grid: dx=1.500 mm, dy=1.500 mm
Maximum value of SAR (interpolated) = 0.231 W/kg

Zoom Scan (5x5x7)/Cube 0: Measurement grid: dx=8mm, dy=8mm, dz=5mm
Reference Value = 16.31 V/m; Power Drift = -0.05 dB
Peak SAR (extrapolated) = 0.244 W/kg
SAR(1 g) = 0.195 W/kg; SAR(10 g) = 0.152 W/kg (SAR corrected for target medium)
Smallest distance from peaks to all points 3 dB below: Larger than measurement grid
Ratio of SAR at M2 to SAR at M1 = 81.6%
Maximum value of SAR (measured) = 0.228 W/kg

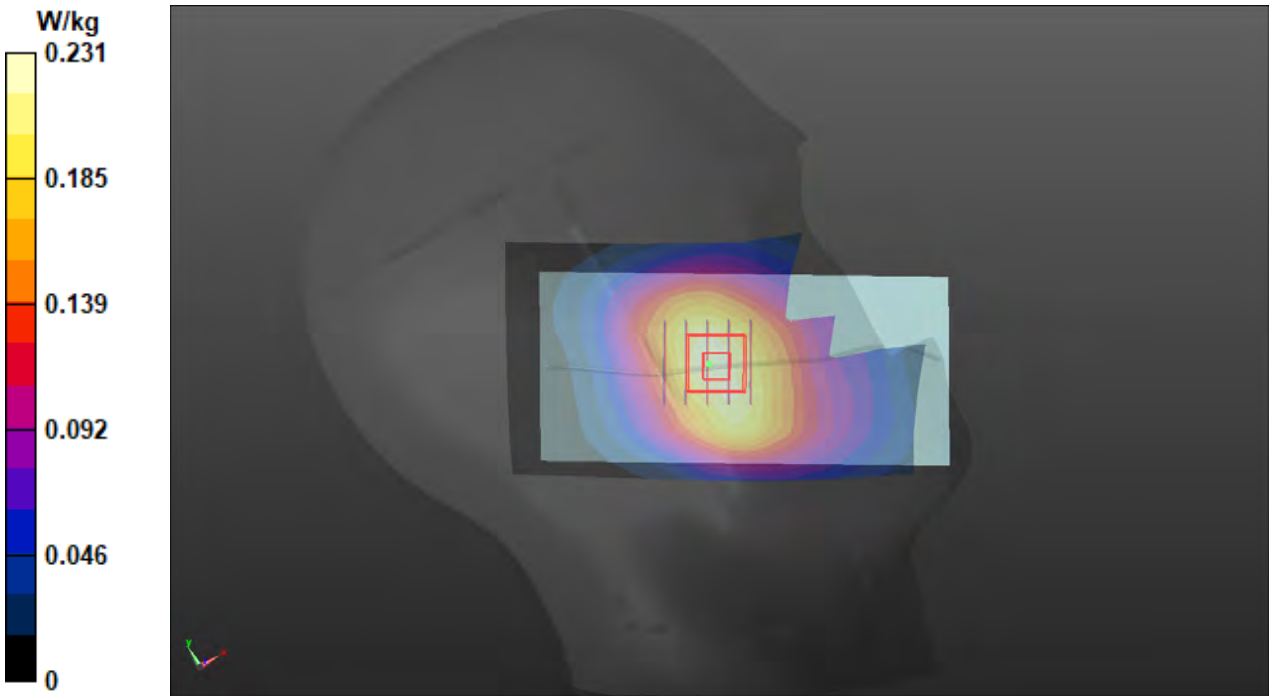

P10 LTE 7_QPSK20M_Left Cheek_Ch20850_1RB_OS0_Ant 0

DUT: WTW-P21050403

Communication System: UID 10169 - CAE, LTE-FDD (SC-FDMA, 1 RB, 20 MHz, QPSK);
Frequency: 2510 MHz;Duty Cycle: 1:3.74
Medium: H19T27N1_0622 Medium parameters used: f = 2510 MHz; σ = 1.947 S/m; ε_r = 38.171; ρ = 1000 kg/m^3
Ambient Temperature：23.4 ℃ ; Liquid Temperature：23.2 ℃

DASY5 Configuration:
- Probe: EX3DV4 - SN7472; ConvF(7.58, 7.58, 7.58) @ 2510 MHz; Calibrated: 2021/06/03
- Sensor-Surface: 1.4mm (Mechanical Surface Detection)
- Electronics: DAE3 Sn579; Calibrated: 2021/06/02
- Phantom: Twin SAM Phantom_1823; Type: QD000P40;
- Measurement SW: DASY52, Version 52.10 (4); SEMCAD X Version 14.6.14 (7483)

Area Scan (91x151x1): Interpolated grid: dx=1.200 mm, dy=1.200 mm
Maximum value of SAR (interpolated) = 0.142 W/kg

Zoom Scan (7x7x7)/Cube 0: Measurement grid: dx=5mm, dy=5mm, dz=5mm
Reference Value = 7.295 V/m; Power Drift = 0.17 dB
Peak SAR (extrapolated) = 0.130 W/kg
SAR(1 g) = 0.069 W/kg; SAR(10 g) = 0.037 W/kg (SAR corrected for target medium)
Smallest distance from peaks to all points 3 dB below = 10.5 mm
Ratio of SAR at M2 to SAR at M1 = 55.3%
Maximum value of SAR (measured) = 0.104 W/kg

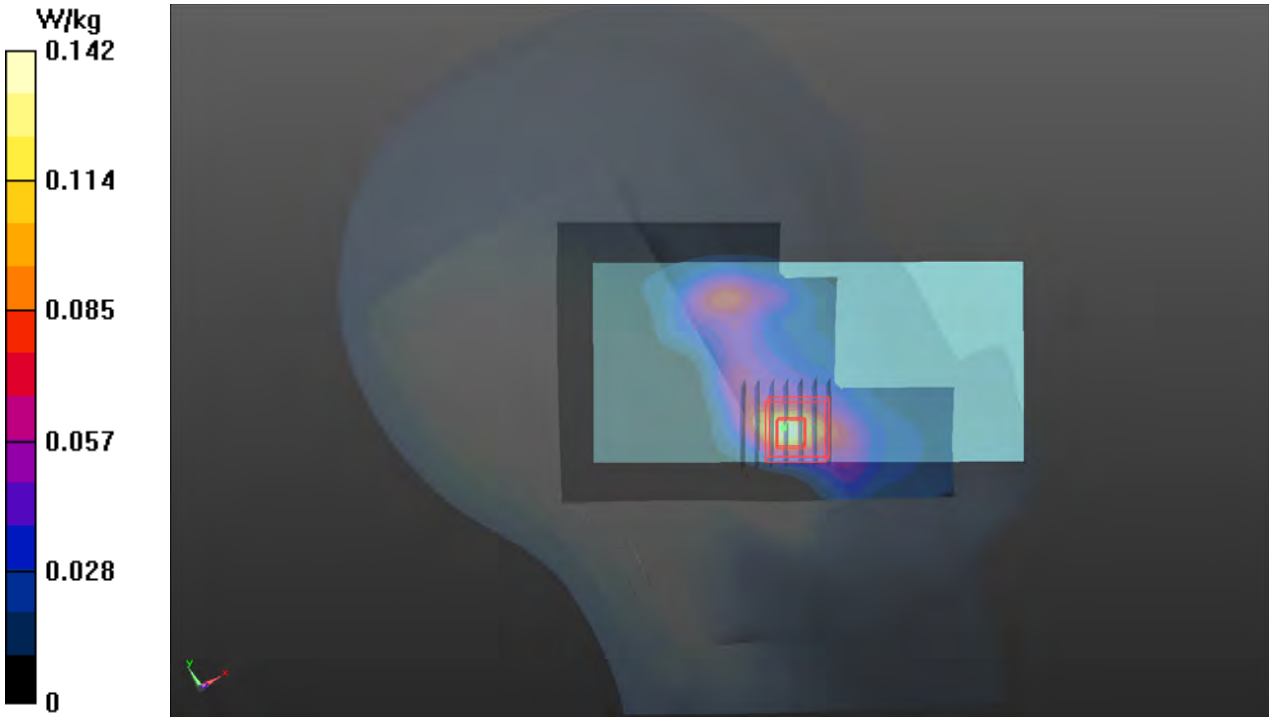

P11 LTE 12_QPSK10M_Left Cheek_Ch23130_1RB_OS0_Ant 0

DUT: WTW-P21050403

Communication System: UID 10175 - CAG, LTE-FDD (SC-FDMA, 1 RB, 10 MHz, QPSK);
Frequency: 711 MHz;Duty Cycle: 1:3.74
Medium: H06T09N1_0621 Medium parameters used: f = 711 MHz; σ = 0.855 S/m; ε_r = 43.798; ρ = 1000 kg/m^3
Ambient Temperature：23.4 ℃ ; Liquid Temperature：23.2 ℃

DASY5 Configuration:
- Probe: EX3DV4 - SN7537; ConvF(10.69, 10.69, 10.69) @ 711 MHz; Calibrated: 2021/04/26
- Sensor-Surface: 1.4mm (Mechanical Surface Detection)
- Electronics: DAE3 Sn528; Calibrated: 2021/03/23
- Phantom: SAM Phantom_1987; Type: QD 000 P41 AA;
- Measurement SW: DASY52, Version 52.10 (4); SEMCAD X Version 14.6.14 (7483)

Area Scan (61x121x1): Interpolated grid: dx=1.500 mm, dy=1.500 mm
Maximum value of SAR (interpolated) = 0.171 W/kg

Zoom Scan (5x5x7)/Cube 0: Measurement grid: dx=8mm, dy=8mm, dz=5mm
Reference Value = 14.29 V/m; Power Drift = -0.03 dB
Peak SAR (extrapolated) = 0.181 W/kg
SAR(1 g) = 0.154 W/kg; SAR(10 g) = 0.119 W/kg (SAR corrected for target medium)
Smallest distance from peaks to all points 3 dB below: Larger than measurement grid
Ratio of SAR at M2 to SAR at M1 = 81%
Maximum value of SAR (measured) = 0.171 W/kg



P12 LTE 13_QPSK10M_Right Cheek_Ch23230_1RB_OS24_Ant 0

DUT: WTW-P21050403

Communication System: UID 10175 - CAG, LTE-FDD (SC-FDMA, 1 RB, 10 MHz, QPSK);
Frequency: 782 MHz;Duty Cycle: 1:3.74
Medium: H06T09N1_0621 Medium parameters used: f = 782 MHz; σ = 0.921 S/m; ε_r = 42.894; ρ = 1000 kg/m^3
Ambient Temperature：23.4 ℃ ; Liquid Temperature：23.2 ℃

DASY5 Configuration:
- Probe: EX3DV4 - SN7537; ConvF(10.69, 10.69, 10.69) @ 782 MHz; Calibrated: 2021/04/26
- Sensor-Surface: 1.4mm (Mechanical Surface Detection)
- Electronics: DAE3 Sn528; Calibrated: 2021/03/23
- Phantom: SAM Phantom_1987; Type: QD 000 P41 AA;
- Measurement SW: DASY52, Version 52.10 (4); SEMCAD X Version 14.6.14 (7483)

Area Scan (61x121x1): Interpolated grid: dx=1.500 mm, dy=1.500 mm
Maximum value of SAR (interpolated) = 0.220 W/kg

Zoom Scan (5x5x7)/Cube 0: Measurement grid: dx=8mm, dy=8mm, dz=5mm
Reference Value = 16.23 V/m; Power Drift = -0.04 dB
Peak SAR (extrapolated) = 0.228 W/kg
SAR(1 g) = 0.185 W/kg; SAR(10 g) = 0.144 W/kg (SAR corrected for target medium)
Smallest distance from peaks to all points 3 dB below: Larger than measurement grid
Ratio of SAR at M2 to SAR at M1 = 81.9%
Maximum value of SAR (measured) = 0.216 W/kg

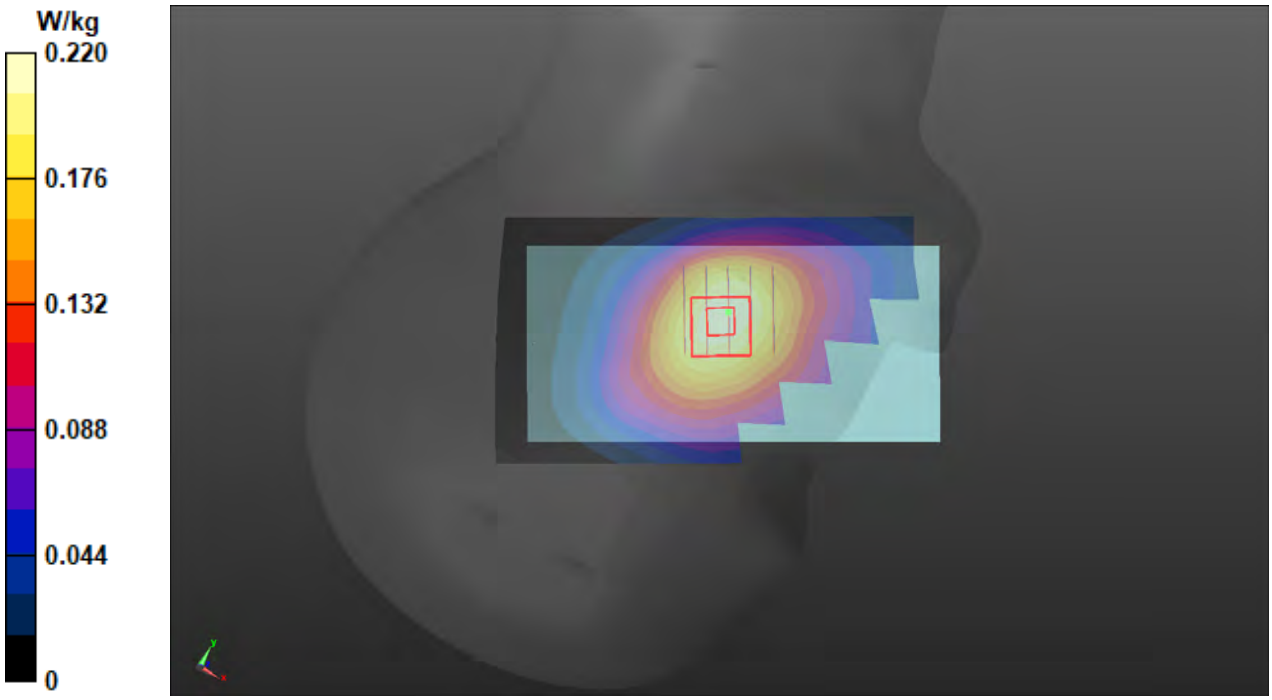

P13 LTE 48_QPSK20M_Right Cheek_Ch56640_1RB_OS0_Ant 1

DUT: WTW-P21050403

Communication System: UID 10172 - CAG, LTE-TDD (SC-FDMA, 1 RB, 20 MHz, QPSK);
Frequency: 3690 MHz;Duty Cycle: 1:8.33
Medium: H34T38N1_0622 Medium parameters used (interpolated): f = 3690 MHz; σ = 3.086 S/m; ε_r = 36.802; ρ = 1000 kg/m^3
Ambient Temperature：23.4 ℃ ; Liquid Temperature：23.2 ℃

DASY5 Configuration:
- Probe: EX3DV4 - SN7472; ConvF(7.12, 7.12, 7.12) @ 3690 MHz; Calibrated: 2021/06/03
- Sensor-Surface: 1.4mm (Mechanical Surface Detection)
- Electronics: DAE3 Sn579; Calibrated: 2021/06/02
- Phantom: Twin SAM Phantom_1823; Type: QD000P40;
- Measurement SW: DASY52, Version 52.10 (4); SEMCAD X Version 14.6.14 (7483)

Area Scan (91x151x1): Interpolated grid: dx=1.200 mm, dy=1.200 mm
Maximum value of SAR (interpolated) = 0.071 W/kg

Zoom Scan (7x7x7)/Cube 0: Measurement grid: dx=5mm, dy=5mm, dz=2.5mm
Reference Value = 3.151 V/m; Power Drift = -0.14 dB
Peak SAR (extrapolated) = 0.0760 W/kg
SAR(1 g) = 0.00284 W/kg; SAR(10 g) = 0.000392 W/kg (SAR corrected for target medium)
Smallest distance from peaks to all points 3 dB below: Larger than measurement grid
Ratio of SAR at M2 to SAR at M1 = 0%
Maximum value of SAR (measured) = 0.0427 W/kg



P14 LTE 66_QPSK20M_Left Cheek_Ch132572_1RB_OS0_Ant 0

DUT: WTW-P21050403

Communication System: UID 10169 - CAE, LTE-FDD (SC-FDMA, 1 RB, 20 MHz, QPSK);
Frequency: 1770 MHz;Duty Cycle: 1:3.74
Medium: H16T20N1_0622 Medium parameters used: f = 1770 MHz; σ = 1.333 S/m; ε_r = 39.241; ρ = 1000 kg/m^3
Ambient Temperature：23.4 ℃ ; Liquid Temperature：23.2 ℃

DASY5 Configuration:
- Probe: EX3DV4 - SN7472; ConvF(8.77, 8.77, 8.77) @ 1770 MHz; Calibrated: 2021/06/03
- Sensor-Surface: 1.4mm (Mechanical Surface Detection)
- Electronics: DAE3 Sn579; Calibrated: 2021/06/02
- Phantom: Twin SAM Phantom_1823; Type: QD000P40;
- Measurement SW: DASY52, Version 52.10 (4); SEMCAD X Version 14.6.14 (7483)

Area Scan (71x121x1): Interpolated grid: dx=1.500 mm, dy=1.500 mm
Maximum value of SAR (interpolated) = 0.749 W/kg

Zoom Scan (5x5x7)/Cube 0: Measurement grid: dx=8mm, dy=8mm, dz=5mm
Reference Value = 21.96 V/m; Power Drift = 0.00 dB
Peak SAR (extrapolated) = 0.790 W/kg
SAR(1 g) = 0.533 W/kg; SAR(10 g) = 0.346 W/kg (SAR corrected for target medium)
Smallest distance from peaks to all points 3 dB below = 14.7 mm
Ratio of SAR at M2 to SAR at M1 = 66.7%
Maximum value of SAR (measured) = 0.685 W/kg



P15 LTE 66_QPSK20M_Left Cheek_Ch132322_1RB_OS0_Ant 1

DUT: WTW-P21050403

Communication System: UID 10169 - CAE, LTE-FDD (SC-FDMA, 1 RB, 20 MHz, QPSK);
Frequency: 1745 MHz;Duty Cycle: 1:3.74
Medium: H16T20N1_0628 Medium parameters used (interpolated): f = 1745 MHz; σ = 1.322 S/m; ε_r = 40.159; ρ = 1000 kg/m^3
Ambient Temperature：23.3 ℃ ; Liquid Temperature：23.1 ℃

DASY5 Configuration:
- Probe: EX3DV4 - SN7537; ConvF(8.55, 8.55, 8.55) @ 1745 MHz; Calibrated: 2021/04/26
- Sensor-Surface: 1.4mm (Mechanical Surface Detection)
- Electronics: DAE3 Sn528; Calibrated: 2021/03/23
- Phantom: SAM Phantom_1987; Type: QD 000 P41 AA;
- Measurement SW: DASY52, Version 52.10 (4); SEMCAD X Version 14.6.14 (7483)

Area Scan (61x121x1): Interpolated grid: dx=1.500 mm, dy=1.500 mm
Maximum value of SAR (interpolated) = 0.251 W/kg

Zoom Scan (5x5x7)/Cube 0: Measurement grid: dx=8mm, dy=8mm, dz=5mm
Reference Value = 6.601 V/m; Power Drift = 0.13 dB
Peak SAR (extrapolated) = 0.267 W/kg
SAR(1 g) = 0.180 W/kg; SAR(10 g) = 0.116 W/kg (SAR corrected for target medium)
Smallest distance from peaks to all points 3 dB below = 14.6 mm
Ratio of SAR at M2 to SAR at M1 = 67.4%
Maximum value of SAR (measured) = 0.235 W/kg

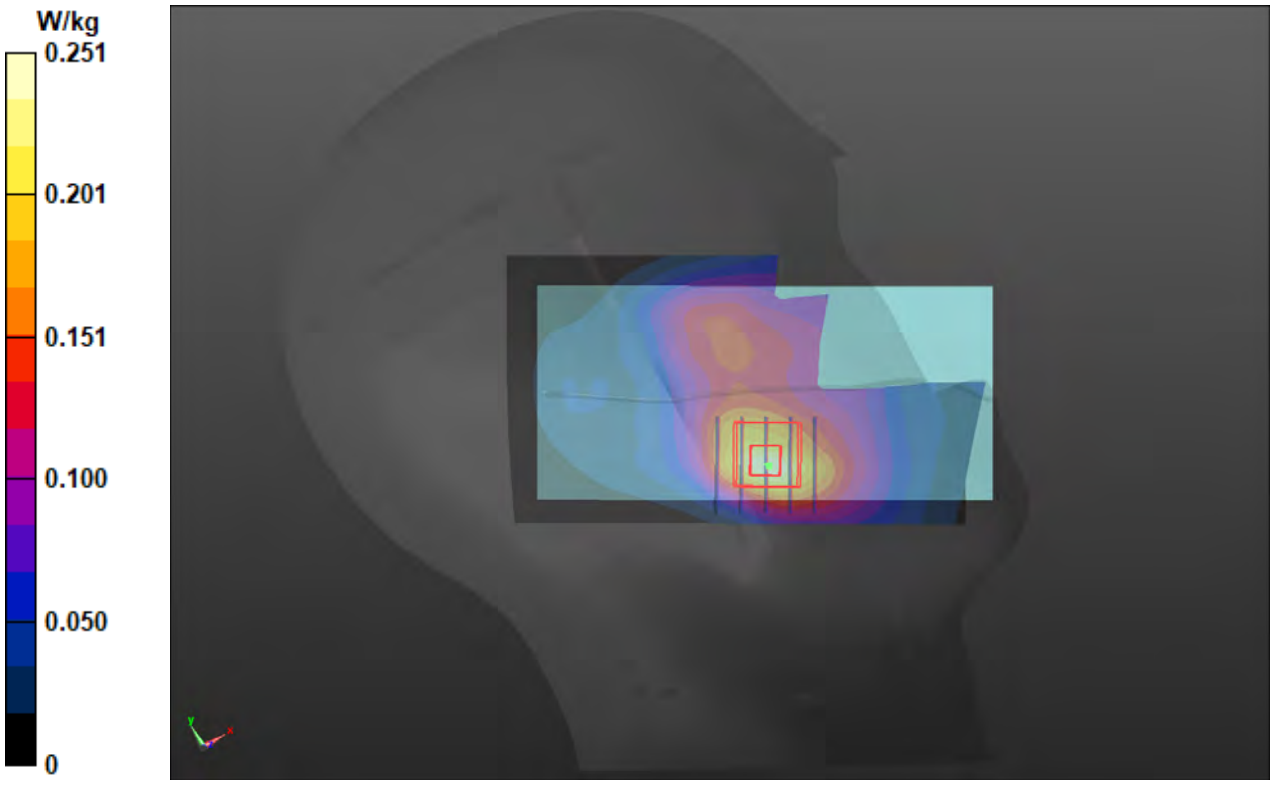

P16 LTE 71_QPSK20M_Left Cheek_Ch133372_1RB_OS0_Ant 0

DUT: WTW-P21050403

Communication System: UID 10169 - CAE, LTE-FDD (SC-FDMA, 1 RB, 20 MHz, QPSK);
Frequency: 688 MHz;Duty Cycle: 1:3.74
Medium: H06T09N1_0622 Medium parameters used: f = 688 MHz; σ = 0.877 S/m; ε_r = 44.008; ρ = 1000 kg/m^3
Ambient Temperature：23.4 ℃ ; Liquid Temperature：23.2 ℃

DASY5 Configuration:
- Probe: EX3DV4 - SN7472; ConvF(10.32, 10.32, 10.32) @ 688 MHz; Calibrated: 2021/06/03
- Sensor-Surface: 1.4mm (Mechanical Surface Detection)
- Electronics: DAE3 Sn579; Calibrated: 2021/06/02
- Phantom: Twin SAM Phantom_1823; Type: QD000P40;
- Measurement SW: DASY52, Version 52.10 (4); SEMCAD X Version 14.6.14 (7483)

Area Scan (71x121x1): Interpolated grid: dx=1.500 mm, dy=1.500 mm
Maximum value of SAR (interpolated) = 0.123 W/kg

Zoom Scan (5x5x7)/Cube 0: Measurement grid: dx=8mm, dy=8mm, dz=5mm
Reference Value = 12.37 V/m; Power Drift = 0.04 dB
Peak SAR (extrapolated) = 0.134 W/kg
SAR(1 g) = 0.110 W/kg; SAR(10 g) = 0.087 W/kg (SAR corrected for target medium)
Smallest distance from peaks to all points 3 dB below: Larger than measurement grid
Ratio of SAR at M2 to SAR at M1 = 80.8%
Maximum value of SAR (measured) = 0.123 W/kg



P17 5GNR-n2_DFT-S QPSK20M_Right Cheek_0mm_Ch376000_1RB_OS1_Ant 0

DUT: WTW-P21050403

Communication System: UID 10931 - AAB, 5G NR (DFT-s-OFDM, 1 RB, 20 MHz, QPSK, 15 kHz); Frequency: 1880 MHz;Duty Cycle: 1:3.56
Medium: H16T20N1_0723 Medium parameters used: f = 1880 MHz; σ = 1.438 S/m; ε_r = 39.782; ρ = 1000 kg/m^3
Ambient Temperature：23.6 ℃; Liquid Temperature：23.2 ℃

DASY5 Configuration:
- Probe: EX3DV4 - SN7555; ConvF(8.42, 8.42, 8.42) @ 1880 MHz; Calibrated: 2020/09/28
- Sensor-Surface: 1.4mm (Mechanical Surface Detection)
- Electronics: DAE4 Sn1589; Calibrated: 2020/09/15
- Phantom: Twin-SAM V8.0_1988; Type: QD 000 P41 AA;
- Measurement SW: DASY52, Version 52.10 (4); SEMCAD X Version 14.6.14 (7483)

Area Scan (61x131x1): Interpolated grid: dx=1.500 mm, dy=1.500 mm
Maximum value of SAR (interpolated) = 0.365 W/kg

Zoom Scan (5x5x7)/Cube 0: Measurement grid: dx=8mm, dy=8mm, dz=5mm
Reference Value = 16.87 V/m; Power Drift = -0.04 dB
Peak SAR (extrapolated) = 0.417 W/kg
SAR(1 g) = 0.272 W/kg; SAR(10 g) = 0.181 W/kg (SAR corrected for target medium)
Smallest distance from peaks to all points 3 dB below = 22.3 mm
Ratio of SAR at M2 to SAR at M1 = 66.1%
Maximum value of SAR (measured) = 0.362 W/kg



P18 5GNR-n2_DFT-S QPSK20M_Right Cheek_0mm_Ch376000_1RB_OS1_Ant 1

DUT: WTW-P21050403

Communication System: UID 10931 - AAB, 5G NR (DFT-s-OFDM, 1 RB, 20 MHz, QPSK, 15 kHz); Frequency: 1880 MHz;Duty Cycle: 1:3.56
Medium: H16T20N1_0723 Medium parameters used: f = 1880 MHz; σ = 1.438 S/m; ε_r = 39.782; ρ = 1000 kg/m^3
Ambient Temperature：23.6 ℃; Liquid Temperature：23.2 ℃

DASY5 Configuration:
- Probe: EX3DV4 - SN7555; ConvF(8.42, 8.42, 8.42) @ 1880 MHz; Calibrated: 2020/09/28
- Sensor-Surface: 1.4mm (Mechanical Surface Detection)
- Electronics: DAE4 Sn1589; Calibrated: 2020/09/15
- Phantom: Twin-SAM V8.0_1988; Type: QD 000 P41 AA;
- Measurement SW: DASY52, Version 52.10 (4); SEMCAD X Version 14.6.14 (7483)

Area Scan (61x131x1): Interpolated grid: dx=1.500 mm, dy=1.500 mm
Maximum value of SAR (interpolated) = 0.400 W/kg

Zoom Scan (5x5x7)/Cube 0: Measurement grid: dx=8mm, dy=8mm, dz=5mm
Reference Value = 15.05 V/m; Power Drift = 0.01 dB
Peak SAR (extrapolated) = 0.437 W/kg
SAR(1 g) = 0.270 W/kg; SAR(10 g) = 0.171 W/kg (SAR corrected for target medium)
Smallest distance from peaks to all points 3 dB below = 13.7 mm
Ratio of SAR at M2 to SAR at M1 = 63.2%
Maximum value of SAR (measured) = 0.373 W/kg

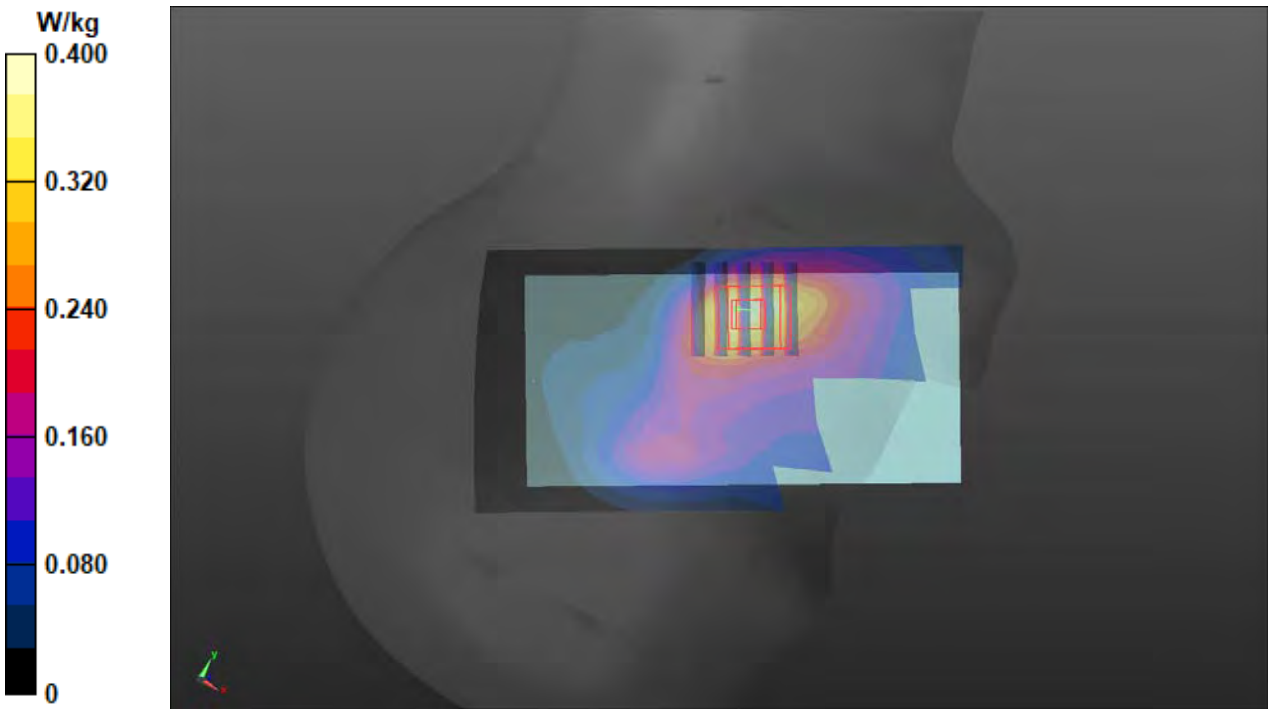

P19 5GNR-n5_DFT-S QPSK20M_Right Cheek_0mm_Ch167800_1RB_OS1_Ant 0

DUT: WTW-P21050403

Communication System: UID 10931 - AAB, 5G NR (DFT-s-OFDM, 1 RB, 20 MHz, QPSK, 15 kHz); Frequency: 839 MHz;Duty Cycle: 1:3.56
Medium: H07T10N1_0723 Medium parameters used: f = 839 MHz; σ = 0.932 S/m; ε_r = 41.978; ρ = 1000 kg/m^3
Ambient Temperature：23.6 ℃; Liquid Temperature：23.2 ℃

DASY5 Configuration:
- Probe: EX3DV4 - SN7555; ConvF(9.69, 9.69, 9.69) @ 839 MHz; Calibrated: 2020/09/28
- Sensor-Surface: 1.4mm (Mechanical Surface Detection)
- Electronics: DAE4 Sn1589; Calibrated: 2020/09/15
- Phantom: Twin-SAM V8.0_1988; Type: QD 000 P41 AA;
- Measurement SW: DASY52, Version 52.10 (4); SEMCAD X Version 14.6.14 (7483)

Area Scan (61x131x1): Interpolated grid: dx=1.500 mm, dy=1.500 mm
Maximum value of SAR (interpolated) = 0.236 W/kg

Zoom Scan (5x5x7)/Cube 0: Measurement grid: dx=8mm, dy=8mm, dz=5mm
Reference Value = 16.55 V/m; Power Drift = -0.04 dB
Peak SAR (extrapolated) = 0.251 W/kg
SAR(1 g) = 0.191 W/kg; SAR(10 g) = 0.145 W/kg (SAR corrected for target medium)
Smallest distance from peaks to all points 3 dB below: Larger than measurement grid
Ratio of SAR at M2 to SAR at M1 = 78.5%
Maximum value of SAR (measured) = 0.231 W/kg

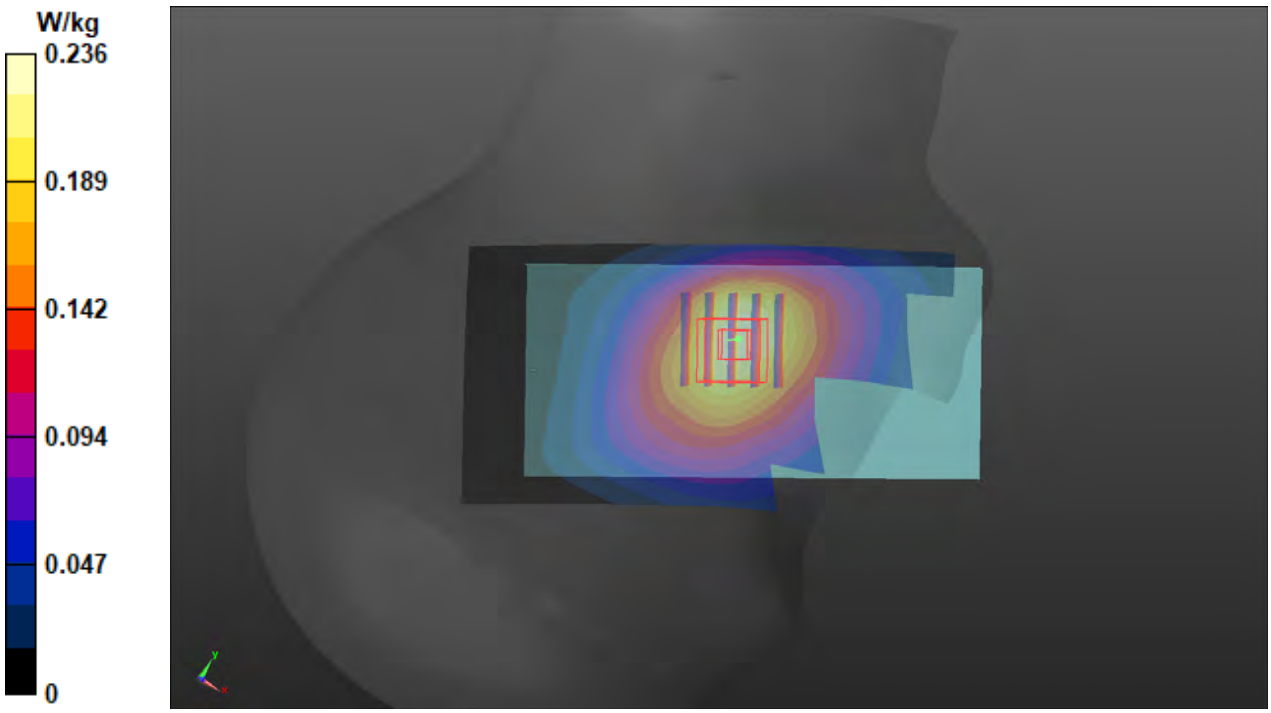

P20 5GNR-66_DFT-S QPSK20M_Right Cheek_0mm_Ch349000_1RB_OS1_Ant 0

DUT: WTW-P21050403

Communication System: UID 10931 - AAB, 5G NR (DFT-s-OFDM, 1 RB, 20 MHz, QPSK, 15 kHz); Frequency: 1745 MHz;Duty Cycle: 1:3.56
Medium: H16T20N1_0723 Medium parameters used (interpolated): f = 1745 MHz; σ = 1.316 S/m; ε_r = 40.28; ρ = 1000 kg/m^3
Ambient Temperature：23.6 ℃; Liquid Temperature：23.2 ℃

DASY5 Configuration:
- Probe: EX3DV4 - SN7555; ConvF(8.6, 8.6, 8.6) @ 1745 MHz; Calibrated: 2020/09/28
- Sensor-Surface: 1.4mm (Mechanical Surface Detection)
- Electronics: DAE4 Sn1589; Calibrated: 2020/09/15
- Phantom: Twin-SAM V8.0_1988; Type: QD 000 P41 AA;
- Measurement SW: DASY52, Version 52.10 (4); SEMCAD X Version 14.6.14 (7483)

Area Scan (61x131x1): Interpolated grid: dx=1.500 mm, dy=1.500 mm
Maximum value of SAR (interpolated) = 0.275 W/kg

Zoom Scan (5x5x7)/Cube 0: Measurement grid: dx=8mm, dy=8mm, dz=5mm
Reference Value = 15.24 V/m; Power Drift = -0.05 dB
Peak SAR (extrapolated) = 0.309 W/kg
SAR(1 g) = 0.218 W/kg; SAR(10 g) = 0.146 W/kg (SAR corrected for target medium)
Smallest distance from peaks to all points 3 dB below: Larger than measurement grid
Ratio of SAR at M2 to SAR at M1 = 70.1%
Maximum value of SAR (measured) = 0.276 W/kg



P21 5GNR-66_DFT-S QPSK20M_Right Cheek_0mm_Ch354000_1RB_OS1_Ant 1

DUT: WTW-P21050403

Communication System: UID 10931 - AAB, 5G NR (DFT-s-OFDM, 1 RB, 20 MHz, QPSK, 15 kHz); Frequency: 1770 MHz;Duty Cycle: 1:3.56
Medium: H16T20N1_0723 Medium parameters used: f = 1770 MHz; σ = 1.339 S/m; ε_r = 40.191; ρ = 1000 kg/m^3
Ambient Temperature：23.6 ℃; Liquid Temperature：23.2 ℃

DASY5 Configuration:
- Probe: EX3DV4 - SN7555; ConvF(8.6, 8.6, 8.6) @ 1770 MHz; Calibrated: 2020/09/28
- Sensor-Surface: 1.4mm (Mechanical Surface Detection)
- Electronics: DAE4 Sn1589; Calibrated: 2020/09/15
- Phantom: Twin-SAM V8.0_1988; Type: QD 000 P41 AA;
- Measurement SW: DASY52, Version 52.10 (4); SEMCAD X Version 14.6.14 (7483)

Area Scan (61x131x1): Interpolated grid: dx=1.500 mm, dy=1.500 mm
Maximum value of SAR (interpolated) = 0.334 W/kg

Zoom Scan (5x5x7)/Cube 0: Measurement grid: dx=8mm, dy=8mm, dz=5mm
Reference Value = 15.44 V/m; Power Drift = -0.04 dB
Peak SAR (extrapolated) = 0.368 W/kg
SAR(1 g) = 0.242 W/kg; SAR(10 g) = 0.154 W/kg (SAR corrected for target medium)
Smallest distance from peaks to all points 3 dB below = 13.7 mm
Ratio of SAR at M2 to SAR at M1 = 65.3%
Maximum value of SAR (measured) = 0.320 W/kg

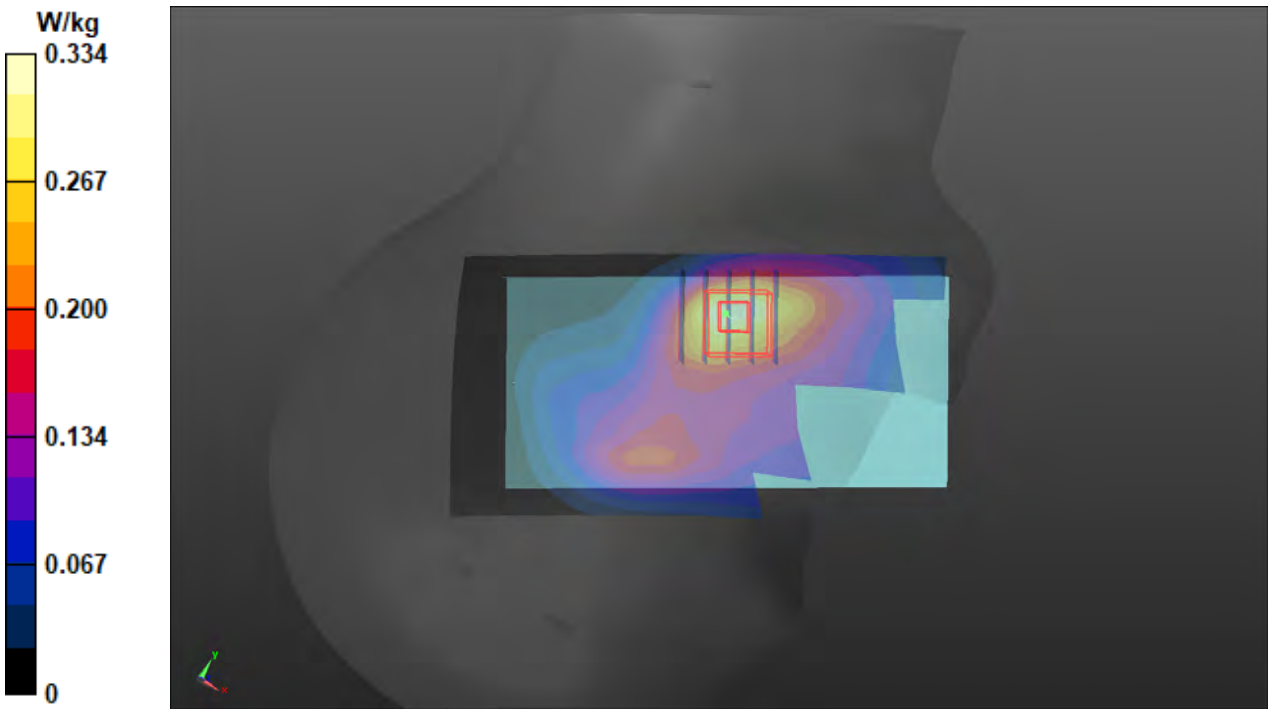

P22 5GNR-n71_DFT-S QPSK20M_Left Cheek_0mm_Ch134600_1RB_OS1 Ant 0

DUT: WTW-P21050403

Communication System: UID 10931 - AAB, 5G NR (DFT-s-OFDM, 1 RB, 20 MHz, QPSK, 15 kHz); Frequency: 673 MHz;Duty Cycle: 1:3.56
Medium: H06T09N1_0723 Medium parameters used: f = 673 MHz; σ = 0.87 S/m; ε_r = 43.759; ρ = 1000 kg/m^3
Ambient Temperature：23.4 ℃ ; Liquid Temperature：23.2 ℃

DASY5 Configuration:
- Probe: EX3DV4 - SN7555; ConvF(10, 10, 10) @ 673 MHz; Calibrated: 2020/09/28
- Sensor-Surface: 1.4mm (Mechanical Surface Detection)
- Electronics: DAE4 Sn1589; Calibrated: 2020/09/15
- Phantom: Twin-SAM V8.0_1988; Type: QD 000 P41 AA;
- Measurement SW: DASY52, Version 52.10 (4); SEMCAD X Version 14.6.14 (7483)

Area Scan (61x131x1): Interpolated grid: dx=1.500 mm, dy=1.500 mm
Maximum value of SAR (interpolated) = 0.119 W/kg

Zoom Scan (5x5x7)/Cube 0: Measurement grid: dx=8mm, dy=8mm, dz=5mm
Reference Value = 12.60 V/m; Power Drift = 0.07 dB
Peak SAR (extrapolated) = 0.124 W/kg
SAR(1 g) = 0.103 W/kg; SAR(10 g) = 0.081 W/kg (SAR corrected for target medium)
Smallest distance from peaks to all points 3 dB below: Larger than measurement grid
Ratio of SAR at M2 to SAR at M1 = 82.6%
Maximum value of SAR (measured) = 0.116 W/kg



P25 WLAN2.4G_802.11b_Right Cheek_Ch11_Ant 0

DUT: WTW-P21050403

Communication System: UID 10012 - CAB, IEEE 802.11b WiFi 2.4 GHz (DSSS, 1 Mbps);
Frequency: 2462 MHz;Duty Cycle: 1:1.07
Medium: H19T27N1_0703 Medium parameters used: f = 2462 MHz; σ = 1.898 S/m; ε_r = 38.303; ρ = 1000 kg/m^3
Ambient Temperature：23.8 ℃ ; Liquid Temperature：23.3 ℃

DASY5 Configuration:
- Probe: EX3DV4 - SN3650; ConvF(7.77, 7.77, 7.77) @ 2462 MHz; Calibrated: 2021/03/26
- Sensor-Surface: 1.4mm (Mechanical Surface Detection)
- Electronics: DAE4 Sn1277; Calibrated: 2021/01/19
- Phantom: Twin SAM Phantom_1823; Type: QD000P40;
- Measurement SW: DASY52, Version 52.10 (4); SEMCAD X Version 14.6.14 (7483)

Area Scan (91x151x1): Interpolated grid: dx=1.200 mm, dy=1.200 mm
Maximum value of SAR (interpolated) = 0.246 W/kg

Zoom Scan (7x7x7)/Cube 0: Measurement grid: dx=5mm, dy=5mm, dz=5mm
Reference Value = 11.27 V/m; Power Drift = -0.09 dB
Peak SAR (extrapolated) = 0.350 W/kg
SAR(1 g) = 0.162 W/kg; SAR(10 g) = 0.077 W/kg (SAR corrected for target medium)
Smallest distance from peaks to all points 3 dB below = 7.8 mm
Ratio of SAR at M2 to SAR at M1 = 48.4%
Maximum value of SAR (measured) = 0.272 W/kg



P26 WLAN5.3G_802.11ac VHT80_Right Cheek_Ch58_Ant 0

DUT: WTW-P21050403

Communication System: UID 10544 - AAC, IEEE 802.11ac WiFi (80MHz, MCS0); Frequency: 5290 MHz;Duty Cycle: 1:1.12
Medium: H34T60N1_0703 Medium parameters used (interpolated): f = 5290 MHz; σ = 4.61 S/m; ε_r = 36.595; ρ = 1000 kg/m^3
Ambient Temperature：23.8 ℃ ; Liquid Temperature：23.3 ℃

DASY5 Configuration:
- Probe: EX3DV4 - SN3650; ConvF(5.29, 5.29, 5.29) @ 5290 MHz; Calibrated: 2021/03/26
- Sensor-Surface: 1.4mm (Mechanical Surface Detection)
- Electronics: DAE4 Sn1277; Calibrated: 2021/01/19
- Phantom: Twin SAM Phantom_1823; Type: QD000P40;
- Measurement SW: DASY52, Version 52.10 (4); SEMCAD X Version 14.6.14 (7483)

Area Scan (111x181x1): Interpolated grid: dx=1.000 mm, dy=1.000 mm
Maximum value of SAR (interpolated) = 0.255 W/kg

Zoom Scan (7x7x7)/Cube 0: Measurement grid: dx=4mm, dy=4mm, dz=1.4mm
Reference Value = 5.054 V/m; Power Drift = -0.02 dB
Peak SAR (extrapolated) = 0.215 W/kg
SAR(1 g) = 0.060 W/kg; SAR(10 g) = 0.017 W/kg (SAR corrected for target medium)
Smallest distance from peaks to all points 3 dB below = 5.6 mm
Ratio of SAR at M2 to SAR at M1 = 69.4%
Maximum value of SAR (measured) = 0.148 W/kg



P27 WLAN5.6G_802.11ac VHT80_Right Cheek_Ch106_Ant 0

DUT: WTW-P21050403

Communication System: UID 10544 - AAC, IEEE 802.11ac WiFi (80MHz, MCS0); Frequency: 5530 MHz;Duty Cycle: 1:1.12
Medium: H34T60N1_0703 Medium parameters used (interpolated): f = 5530 MHz; σ = 4.842 S/m; ε_r = 36.252; ρ = 1000 kg/m^3
Ambient Temperature：23.8 ℃ ; Liquid Temperature：23.3 ℃

DASY5 Configuration:
- Probe: EX3DV4 - SN3650; ConvF(4.8, 4.8, 4.8) @ 5530 MHz; Calibrated: 2021/03/26
- Sensor-Surface: 1.4mm (Mechanical Surface Detection)
- Electronics: DAE4 Sn1277; Calibrated: 2021/01/19
- Phantom: Twin SAM Phantom_1823; Type: QD000P40;
- Measurement SW: DASY52, Version 52.10 (4); SEMCAD X Version 14.6.14 (7483)

Area Scan (111x181x1): Interpolated grid: dx=1.000 mm, dy=1.000 mm
Maximum value of SAR (interpolated) = 0.041 W/kg

Zoom Scan (7x7x7)/Cube 0: Measurement grid: dx=4mm, dy=4mm, dz=1.4mm
Reference Value = 1.743 V/m; Power Drift = 0.06 dB
Peak SAR (extrapolated) = 0.167 W/kg
SAR(1 g) = 0.031 W/kg; SAR(10 g) = 0.00891 W/kg (SAR corrected for target medium)
Smallest distance from peaks to all points 3 dB below = 4.1 mm
Ratio of SAR at M2 to SAR at M1 = 58.7%
Maximum value of SAR (measured) = 0.0966 W/kg



P28 WLAN5.8G_802.11ac VHT80_Right Cheek_Ch155_Ant 0

DUT: WTW-P21050403

Communication System: UID 10544 - AAC, IEEE 802.11ac WiFi (80MHz, MCS0); Frequency: 5775 MHz;Duty Cycle: 1:1.12
Medium: H34T60N1_0703 Medium parameters used: f = 5775 MHz; σ = 5.086 S/m; ε_r = 35.926; ρ = 1000 kg/m^3
Ambient Temperature：23.8 ℃ ; Liquid Temperature：23.3 ℃

DASY5 Configuration:
- Probe: EX3DV4 - SN3650; ConvF(5.1, 5.1, 5.1) @ 5775 MHz; Calibrated: 2021/03/26
- Sensor-Surface: 1.4mm (Mechanical Surface Detection)
- Electronics: DAE4 Sn1277; Calibrated: 2021/01/19
- Phantom: Twin SAM Phantom_1823; Type: QD000P40;
- Measurement SW: DASY52, Version 52.10 (4); SEMCAD X Version 14.6.14 (7483)

Area Scan (111x181x1): Interpolated grid: dx=1.000 mm, dy=1.000 mm
Maximum value of SAR (interpolated) = 0.069 W/kg

Zoom Scan (7x7x7)/Cube 0: Measurement grid: dx=4mm, dy=4mm, dz=1.4mm
Reference Value = 2.876 V/m; Power Drift = -0.09 dB
Peak SAR (extrapolated) = 0.181 W/kg
SAR(1 g) = 0.031 W/kg; SAR(10 g) = 0.00675 W/kg (SAR corrected for target medium)
Smallest distance from peaks to all points 3 dB below = 5.7 mm
Ratio of SAR at M2 to SAR at M1 = 55.1%
Maximum value of SAR (measured) = 0.102 W/kg



P29 BT_BDR_Right Cheek_Ch39_Ant 0

DUT: WTW-P21050403

Communication System: UID 10032 - CAA, IEEE 802.15.1 Bluetooth (GFSK, DH5); Frequency: 2441 MHz;Duty Cycle: 1:1.29
Medium: H19T27N1_0705 Medium parameters used (interpolated): f = 2441 MHz; σ = 1.875 S/m; ε_r = 38.366; ρ = 1000 kg/m^3
Ambient Temperature：23.7 ℃; Liquid Temperature：23.3 ℃

DASY5 Configuration:
- Probe: EX3DV4 - SN7555; ConvF(7.59, 7.59, 7.59) @ 2441 MHz; Calibrated: 2020/09/28
- Sensor-Surface: 1.4mm (Mechanical Surface Detection)
- Electronics: DAE4 Sn1589; Calibrated: 2020/09/15
- Phantom: Twin-SAM V8.0_1988; Type: QD 000 P41 AA;
- Measurement SW: DASY52, Version 52.10 (4); SEMCAD X Version 14.6.14 (7483)

Area Scan (91x151x1): Interpolated grid: dx=1.200 mm, dy=1.200 mm
Maximum value of SAR (interpolated) = 0.0602 W/kg

Zoom Scan (7x7x7)/Cube 0: Measurement grid: dx=5mm, dy=5mm, dz=5mm
Reference Value = 4.513 V/m; Power Drift = 0.17 dB
Peak SAR (extrapolated) = 0.0690 W/kg
SAR(1 g) = 0.029 W/kg; SAR(10 g) = 0.014 W/kg (SAR corrected for target medium)
Smallest distance from peaks to all points 3 dB below: Larger than measurement grid
Ratio of SAR at M2 to SAR at M1 = 44.9%
Maximum value of SAR (measured) = 0.0520 W/kg

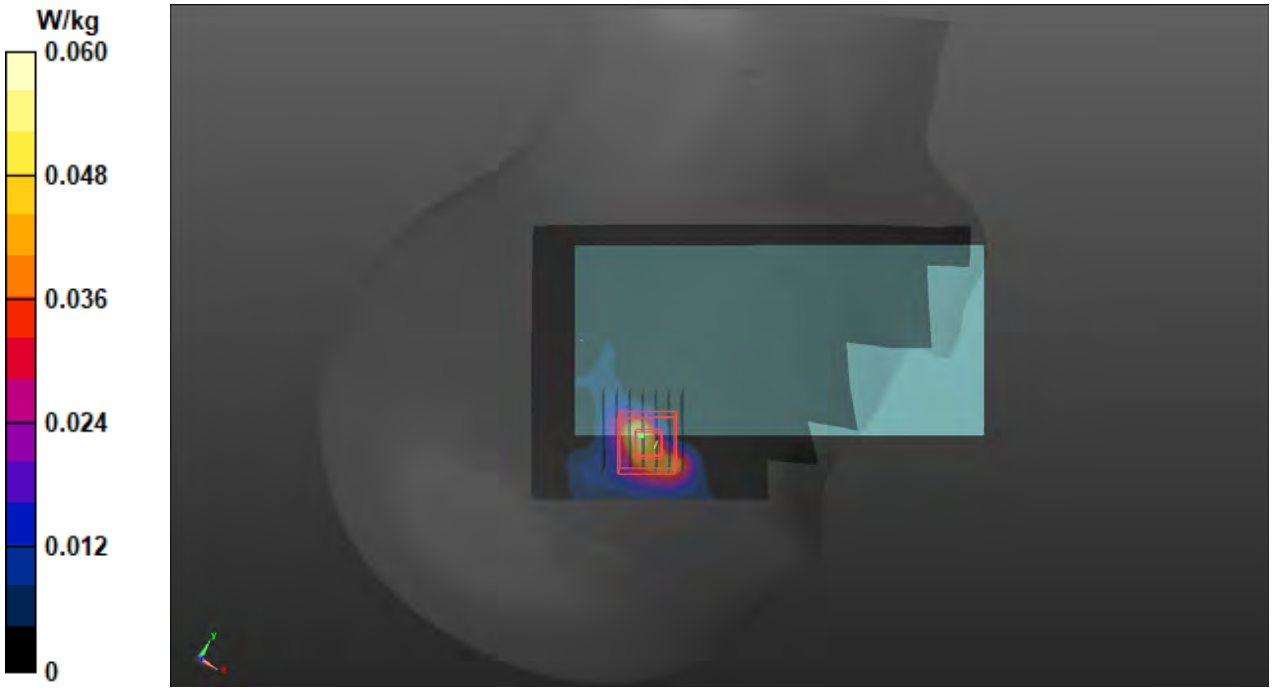

P30 GSM850_GPRS12_Rear Face_15mm_Ch251_Ant 0

DUT: WTW-P21050403

Communication System: UID 10028 - DAC, GPRS-FDD (TDMA, GMSK, TN 0-1-2-3); Frequency: 848.8 MHz;Duty Cycle: 1:2.27
Medium: H07T10N1_0623 Medium parameters used: f = 849 MHz; σ = 0.932 S/m; ε_r = 41.597; ρ = 1000 kg/m^3
Ambient Temperature：23.8 ℃ ; Liquid Temperature：23.3 ℃

DASY5 Configuration:
- Probe: EX3DV4 - SN3650; ConvF(9.83, 9.83, 9.83) @ 848.8 MHz; Calibrated: 2021/03/26
- Sensor-Surface: 1.4mm (Mechanical Surface Detection)
- Electronics: DAE4 Sn1277; Calibrated: 2021/01/19
- Phantom: SAM Phantom_1985; Type: QD 000 P41 AA;
- Measurement SW: DASY52, Version 52.10 (4); SEMCAD X Version 14.6.14 (7483)

Area Scan (71x141x1): Interpolated grid: dx=1.500 mm, dy=1.500 mm
Maximum value of SAR (interpolated) = 0.275 W/kg

Zoom Scan (5x5x7)/Cube 0: Measurement grid: dx=8mm, dy=8mm, dz=5mm
Reference Value = 17.78 V/m; Power Drift = -0.07 dB
Peak SAR (extrapolated) = 0.289 W/kg
SAR(1 g) = 0.226 W/kg; SAR(10 g) = 0.175 W/kg (SAR corrected for target medium)
Smallest distance from peaks to all points 3 dB below: Larger than measurement grid
Ratio of SAR at M2 to SAR at M1 = 78.7%
Maximum value of SAR (measured) = 0.268 W/kg

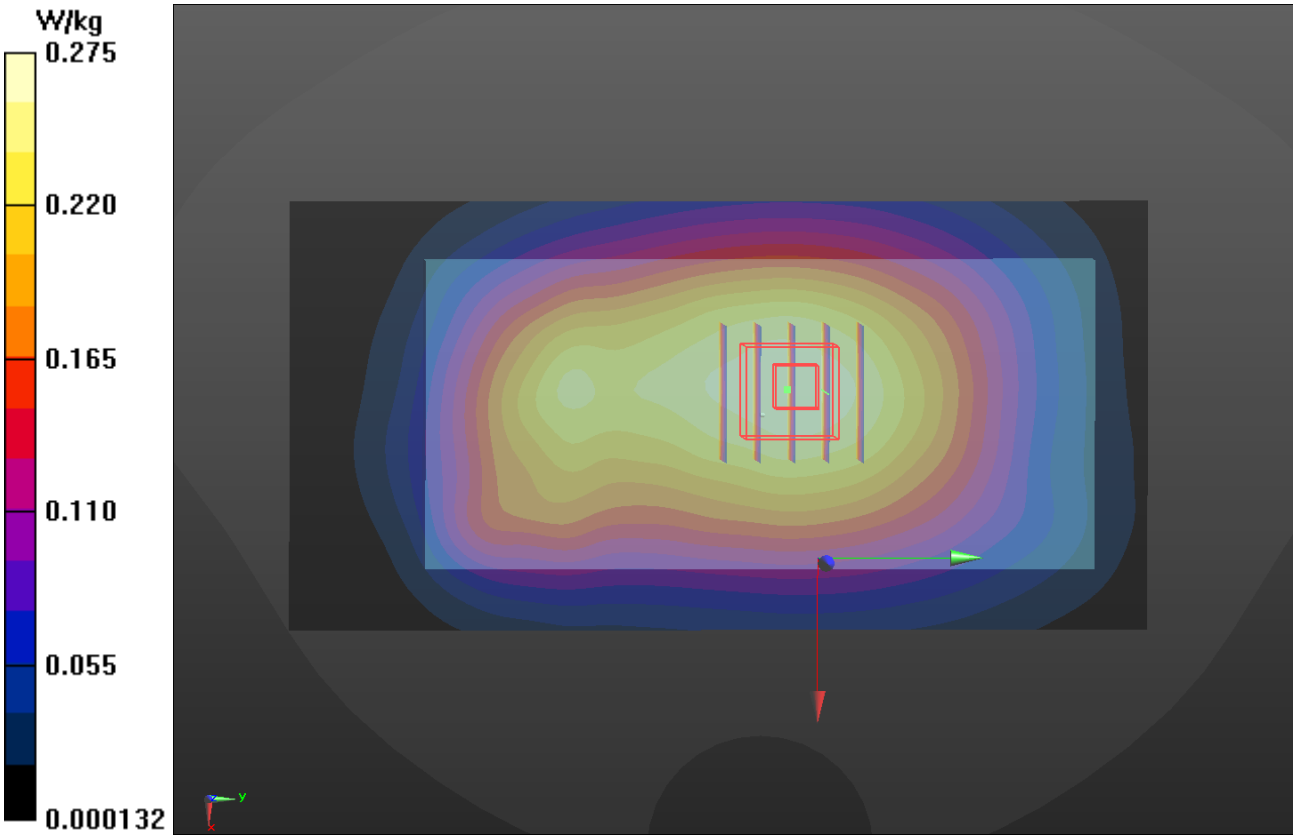

P31 GSM1900_GPRS12_Rear Face_15mm_Ch661_Ant 0

DUT: WTW-P21050403

Communication System: UID 10028 - DAC, GPRS-FDD (TDMA, GMSK, TN 0-1-2-3); Frequency: 1880 MHz;Duty Cycle: 1:2.27
Medium: H16T20N1_0623 Medium parameters used: f = 1880 MHz; σ = 1.446 S/m; ε_r = 39.202; ρ = 1000 kg/m^3
Ambient Temperature：23.8 ℃ ; Liquid Temperature：23.3 ℃

DASY5 Configuration:
- Probe: EX3DV4 - SN3650; ConvF(8.17, 8.17, 8.17) @ 1880 MHz; Calibrated: 2021/03/26
- Sensor-Surface: 1.4mm (Mechanical Surface Detection)
- Electronics: DAE4 Sn1277; Calibrated: 2021/01/19
- Phantom: SAM Phantom_1985; Type: QD 000 P41 AA;
- Measurement SW: DASY52, Version 52.10 (4); SEMCAD X Version 14.6.14 (7483)

Area Scan (71x141x1): Interpolated grid: dx=1.500 mm, dy=1.500 mm
Maximum value of SAR (interpolated) = 0.235 W/kg

Zoom Scan (5x5x7)/Cube 0: Measurement grid: dx=8mm, dy=8mm, dz=5mm
Reference Value = 1.023 V/m; Power Drift = 0.13 dB
Peak SAR (extrapolated) = 0.311 W/kg
SAR(1 g) = 0.178 W/kg; SAR(10 g) = 0.097 W/kg (SAR corrected for target medium)
Smallest distance from peaks to all points 3 dB below = 11.2 mm
Ratio of SAR at M2 to SAR at M1 = 61.7%
Maximum value of SAR (measured) = 0.255 W/kg

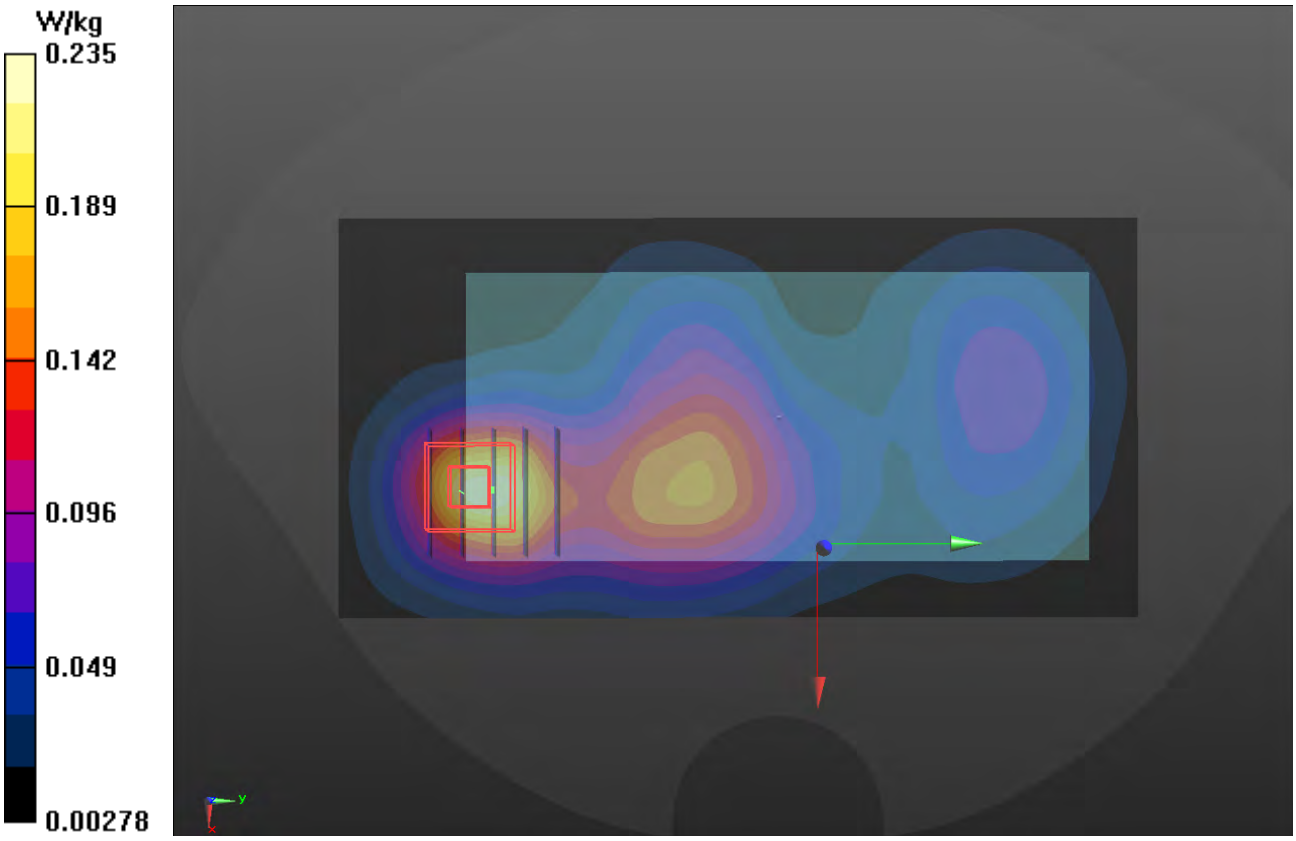

P32 WCDMA II_RMC12.2K_Rear Face_15mm_Ch9262_Ant 0

DUT: WTW-P21050403

Communication System: UID 10011 - CAB, UMTS-FDD (WCDMA); Frequency: 1852.4 MHz;Duty Cycle: 1:1.95
Medium: H16T20N1_0623 Medium parameters used (interpolated): f = 1852.4 MHz; σ = 1.424 S/m; ε_r = 39.289; ρ = 1000 kg/m^3
Ambient Temperature：23.8 ℃ ; Liquid Temperature：23.3 ℃

DASY5 Configuration:
- Probe: EX3DV4 - SN3650; ConvF(8.17, 8.17, 8.17) @ 1852.4 MHz; Calibrated: 2021/03/26
- Sensor-Surface: 1.4mm (Mechanical Surface Detection)
- Electronics: DAE4 Sn1277; Calibrated: 2021/01/19
- Phantom: SAM Phantom_1985; Type: QD 000 P41 AA;
- Measurement SW: DASY52, Version 52.10 (4); SEMCAD X Version 14.6.14 (7483)

Area Scan (71x141x1): Interpolated grid: dx=1.500 mm, dy=1.500 mm
Maximum value of SAR (interpolated) = 0.564 W/kg

Zoom Scan (5x5x7)/Cube 0: Measurement grid: dx=8mm, dy=8mm, dz=5mm
Reference Value = 18.46 V/m; Power Drift = -0.05 dB
Peak SAR (extrapolated) = 0.767 W/kg
SAR(1 g) = 0.444 W/kg; SAR(10 g) = 0.239 W/kg (SAR corrected for target medium)
Smallest distance from peaks to all points 3 dB below = 11.2 mm
Ratio of SAR at M2 to SAR at M1 = 61.5%
Maximum value of SAR (measured) = 0.649 W/kg

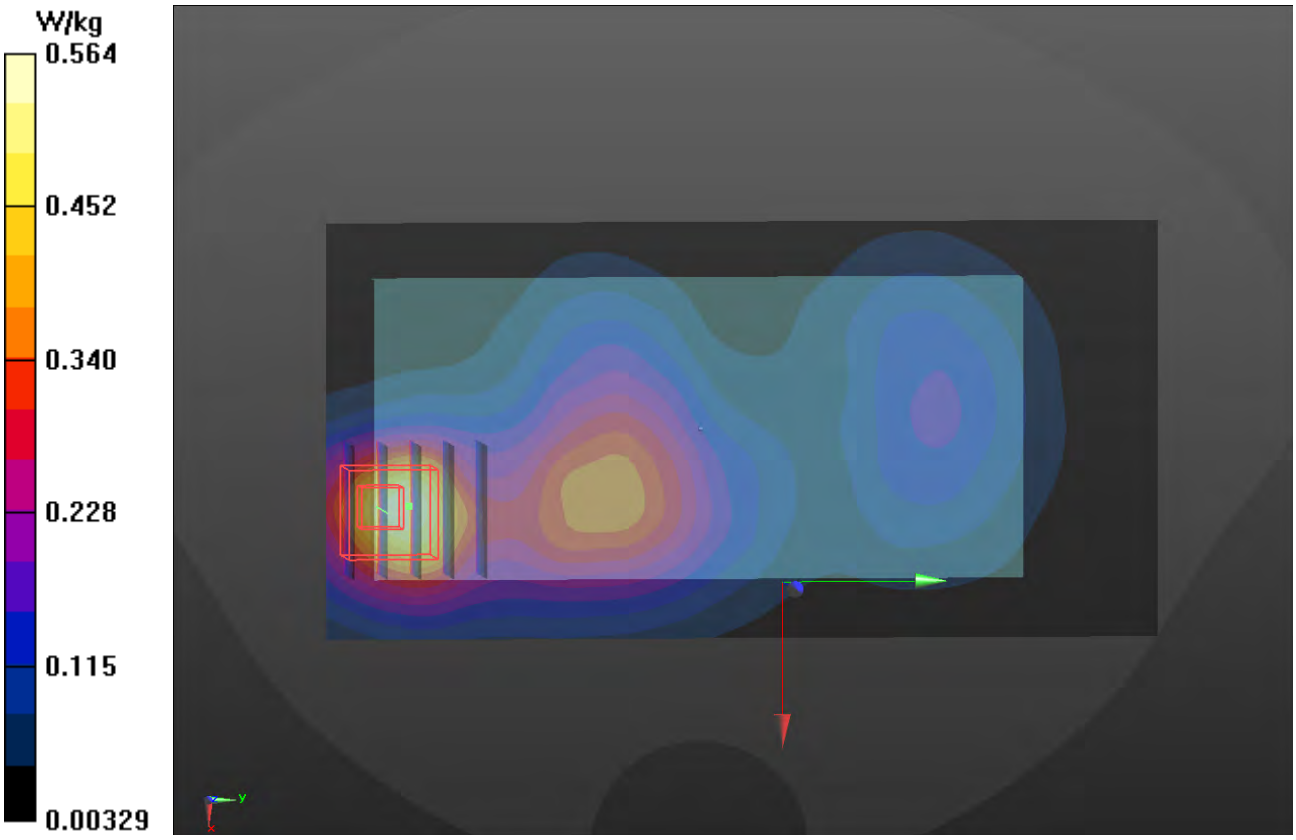

P33 WCDMA V_RMC12.2K_Rear Face_15mm_Ch4132_Ant 0

DUT: WTW-P21050403

Communication System: UID 10011 - CAB, UMTS-FDD (WCDMA); Frequency: 826.4 MHz;Duty Cycle: 1:1.95
Medium: H07T10N1_0623 Medium parameters used (interpolated): f = 826.4 MHz; σ = 0.911 S/m; ε_r = 41.878; ρ = 1000 kg/m^3
Ambient Temperature：23.8 ℃ ; Liquid Temperature：23.3 ℃

DASY5 Configuration:
- Probe: EX3DV4 - SN3650; ConvF(9.83, 9.83, 9.83) @ 826.4 MHz; Calibrated: 2021/03/26
- Sensor-Surface: 1.4mm (Mechanical Surface Detection)
- Electronics: DAE4 Sn1277; Calibrated: 2021/01/19
- Phantom: SAM Phantom_1985; Type: QD 000 P41 AA;
- Measurement SW: DASY52, Version 52.10 (4); SEMCAD X Version 14.6.14 (7483)

Area Scan (61x121x1): Interpolated grid: dx=1.500 mm, dy=1.500 mm
Maximum value of SAR (interpolated) = 0.329 W/kg

Zoom Scan (5x5x7)/Cube 0: Measurement grid: dx=8mm, dy=8mm, dz=5mm
Reference Value = 19.61 V/m; Power Drift = -0.02 dB
Peak SAR (extrapolated) = 0.350 W/kg
SAR(1 g) = 0.279 W/kg; SAR(10 g) = 0.215 W/kg (SAR corrected for target medium)
Smallest distance from peaks to all points 3 dB below: Larger than measurement grid
Ratio of SAR at M2 to SAR at M1 = 79.5%
Maximum value of SAR (measured) = 0.326 W/kg

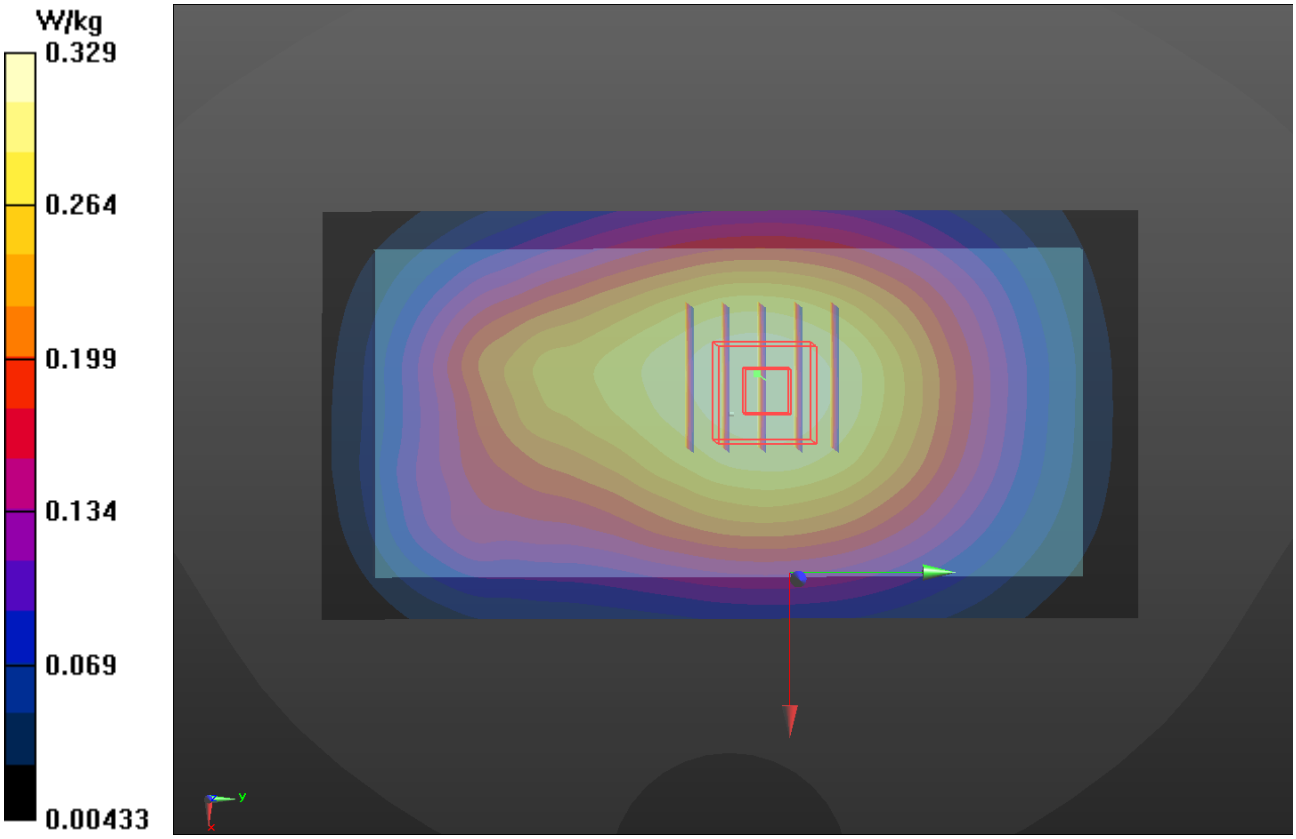

P34 LTE 2_QPSK20M_Rear Face_15mm_Ch18700_1RB_OS0_Ant 0

DUT: WTW-P21050403

Communication System: UID 10169 - CAE, LTE-FDD (SC-FDMA, 1 RB, 20 MHz, QPSK);
Frequency: 1860 MHz;Duty Cycle: 1:3.74
Medium: H16T20N1_0623 Medium parameters used: f = 1860 MHz; σ = 1.425 S/m; ε_r = 39.357; ρ = 1000 kg/m^3
Ambient Temperature：23.7 ℃ ; Liquid Temperature：23.2 ℃

DASY5 Configuration:
- Probe: EX3DV4 - SN3650; ConvF(8.17, 8.17, 8.17) @ 1860 MHz; Calibrated: 2021/03/26
- Sensor-Surface: 1.4mm (Mechanical Surface Detection)
- Electronics: DAE4 Sn1277; Calibrated: 2021/01/19
- Phantom: SAM Phantom_1985; Type: QD 000 P41 AA;
- Measurement SW: DASY52, Version 52.10 (4); SEMCAD X Version 14.6.14 (7483)

Area Scan (71x141x1): Interpolated grid: dx=1.500 mm, dy=1.500 mm
Maximum value of SAR (interpolated) = 0.598 W/kg

Zoom Scan (5x5x7)/Cube 0: Measurement grid: dx=8mm, dy=8mm, dz=5mm
Reference Value = 20.14 V/m; Power Drift = -0.04 dB
Peak SAR (extrapolated) = 0.646 W/kg
SAR(1 g) = 0.373 W/kg; SAR(10 g) = 0.203 W/kg (SAR corrected for target medium)
Smallest distance from peaks to all points 3 dB below = 11.2 mm
Ratio of SAR at M2 to SAR at M1 = 60.3%
Maximum value of SAR (measured) = 0.548 W/kg

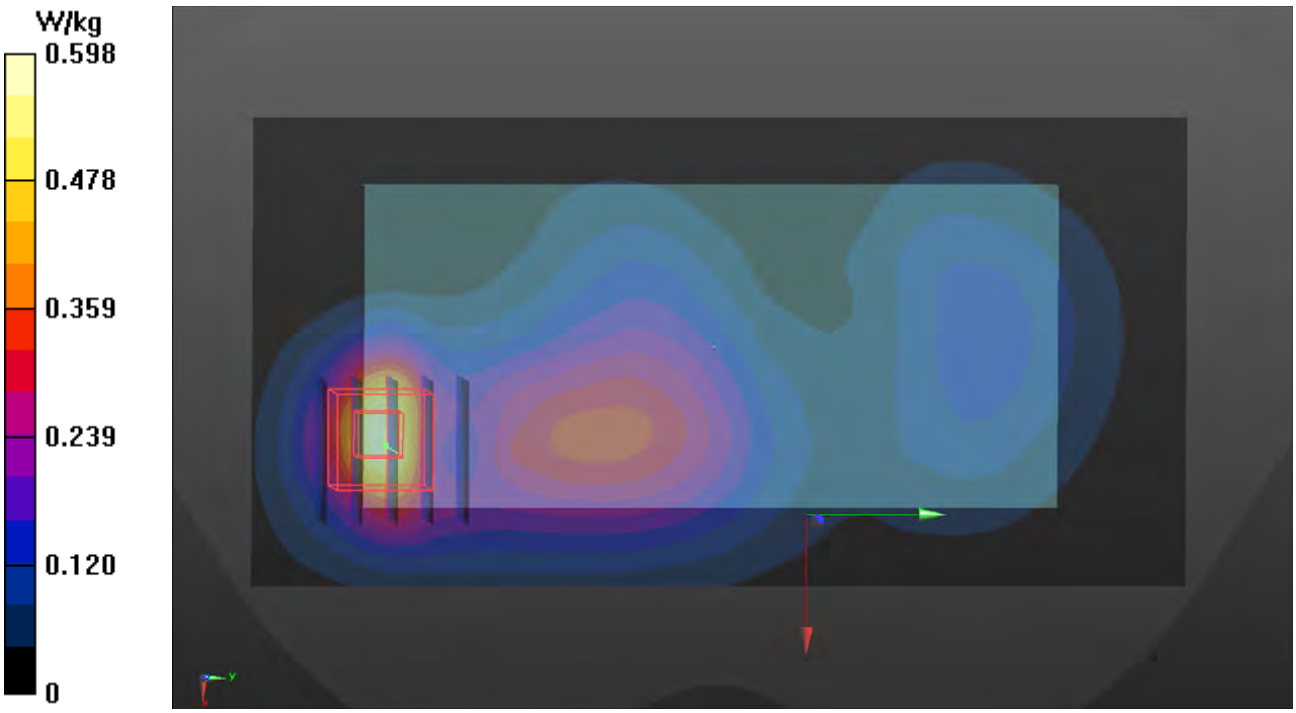

P35 LTE 2_QPSK20M_Rear Face_15mm_Ch18700_1RB_OS0 Ant 1

DUT: WTW-P21050403

Communication System: UID 10169 - CAE, LTE-FDD (SC-FDMA, 1 RB, 20 MHz, QPSK);
Frequency: 1860 MHz;Duty Cycle: 1:3.74
Medium: H16T20N1_0628 Medium parameters used: f = 1860 MHz; σ = 1.422 S/m; ε_r = 39.717; ρ = 1000 kg/m^3
Ambient Temperature：23.3 ℃ ; Liquid Temperature：23.1 ℃

DASY5 Configuration:
- Probe: EX3DV4 - SN7537; ConvF(8.27, 8.27, 8.27) @ 1860 MHz; Calibrated: 2021/04/26
- Sensor-Surface: 1.4mm (Mechanical Surface Detection)
- Electronics: DAE3 Sn528; Calibrated: 2021/03/23
- Phantom: SAM Phantom_1987; Type: QD 000 P41 AA;
- Measurement SW: DASY52, Version 52.10 (4); SEMCAD X Version 14.6.14 (7483)

Area Scan (61x131x1): Interpolated grid: dx=1.500 mm, dy=1.500 mm
Maximum value of SAR (interpolated) = 0.291 W/kg

Zoom Scan (5x5x7)/Cube 0: Measurement grid: dx=8mm, dy=8mm, dz=5mm
Reference Value = 14.45 V/m; Power Drift = -0.05 dB
Peak SAR (extrapolated) = 0.326 W/kg
SAR(1 g) = 0.207 W/kg; SAR(10 g) = 0.134 W/kg (SAR corrected for target medium)
Smallest distance from peaks to all points 3 dB below = 22.7 mm
Ratio of SAR at M2 to SAR at M1 = 62.9%
Maximum value of SAR (measured) = 0.281 W/kg

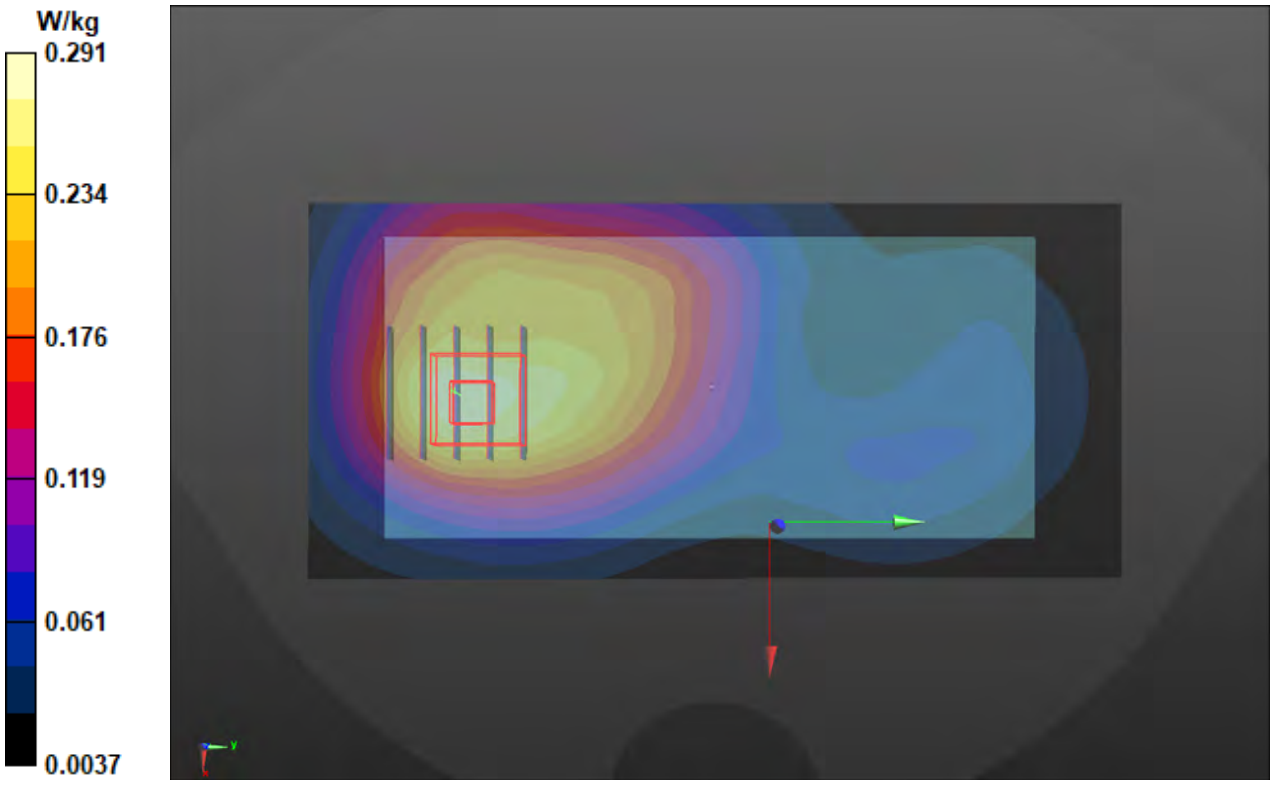

P36 LTE 4_QPSK20M_Rear Face_15mm_Ch20300_1RB_OS0_Ant 0

DUT: WTW-P21050403

Communication System: UID 10169 - CAE, LTE-FDD (SC-FDMA, 1 RB, 20 MHz, QPSK);
Frequency: 1745 MHz;Duty Cycle: 1:3.74
Medium: H16T20N1_0624 Medium parameters used (interpolated): f = 1745 MHz; σ = 1.332 S/m; ε_r = 38.767; ρ = 1000 kg/m^3
Ambient Temperature：23.4 ℃ ; Liquid Temperature：23.2 ℃

DASY5 Configuration:
- Probe: EX3DV4 - SN7472; ConvF(8.77, 8.77, 8.77) @ 1745 MHz; Calibrated: 2021/06/03
- Sensor-Surface: 1.4mm (Mechanical Surface Detection)
- Electronics: DAE3 Sn579; Calibrated: 2021/06/02
- Phantom: Twin SAM Phantom_1823; Type: QD000P40;
- Measurement SW: DASY52, Version 52.10 (4); SEMCAD X Version 14.6.14 (7483)

Area Scan (71x141x1): Interpolated grid: dx=1.500 mm, dy=1.500 mm
Maximum value of SAR (interpolated) = 0.343 W/kg

Zoom Scan (5x5x7)/Cube 0: Measurement grid: dx=8mm, dy=8mm, dz=5mm
Reference Value = 15.55 V/m; Power Drift = -0.10 dB
Peak SAR (extrapolated) = 0.507 W/kg
SAR(1 g) = 0.286 W/kg; SAR(10 g) = 0.148 W/kg (SAR corrected for target medium)
Smallest distance from peaks to all points 3 dB below = 11.6 mm
Ratio of SAR at M2 to SAR at M1 = 55.6%
Maximum value of SAR (measured) = 0.394 W/kg

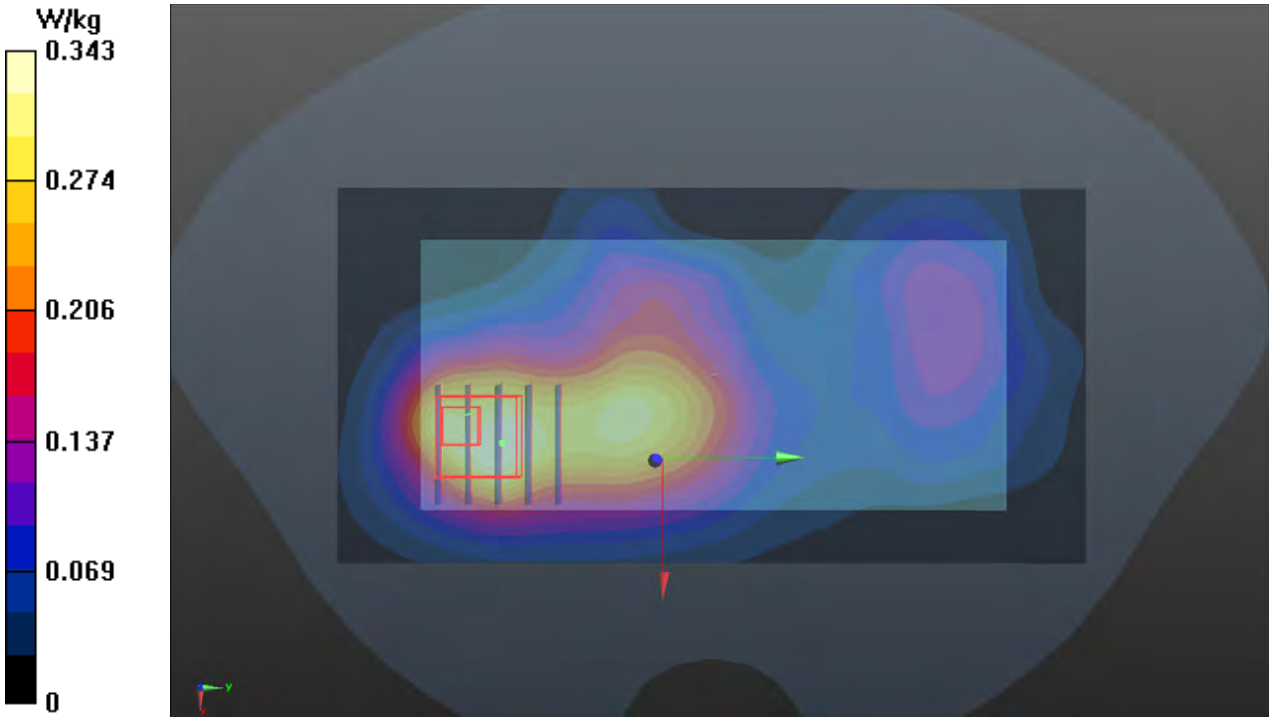

P37 LTE 4_QPSK20M_Rear Face_15mm_Ch20175_1RB_OS0 Ant 1

DUT: WTW-P21050403

Communication System: UID 10169 - CAE, LTE-FDD (SC-FDMA, 1 RB, 20 MHz, QPSK);
Frequency: 1732.5 MHz;Duty Cycle: 1:3.74
Medium: H16T20N1_0628 Medium parameters used: f = 1733 MHz; σ = 1.311 S/m; ε_r = 40.211; ρ = 1000 kg/m^3
Ambient Temperature：23.3 ℃ ; Liquid Temperature：23.1 ℃

DASY5 Configuration:
- Probe: EX3DV4 - SN7537; ConvF(8.55, 8.55, 8.55) @ 1732.5 MHz; Calibrated: 2021/04/26
- Sensor-Surface: 1.4mm (Mechanical Surface Detection)
- Electronics: DAE3 Sn528; Calibrated: 2021/03/23
- Phantom: SAM Phantom_1987; Type: QD 000 P41 AA;
- Measurement SW: DASY52, Version 52.10 (4); SEMCAD X Version 14.6.14 (7483)

Area Scan (61x131x1): Interpolated grid: dx=1.500 mm, dy=1.500 mm
Maximum value of SAR (interpolated) = 0.544 W/kg

Zoom Scan (5x5x7)/Cube 0: Measurement grid: dx=8mm, dy=8mm, dz=5mm
Reference Value = 20.13 V/m; Power Drift = 0.01 dB
Peak SAR (extrapolated) = 0.613 W/kg
SAR(1 g) = 0.402 W/kg; SAR(10 g) = 0.259 W/kg (SAR corrected for target medium)
Smallest distance from peaks to all points 3 dB below = 22.6 mm
Ratio of SAR at M2 to SAR at M1 = 63.6%
Maximum value of SAR (measured) = 0.531 W/kg

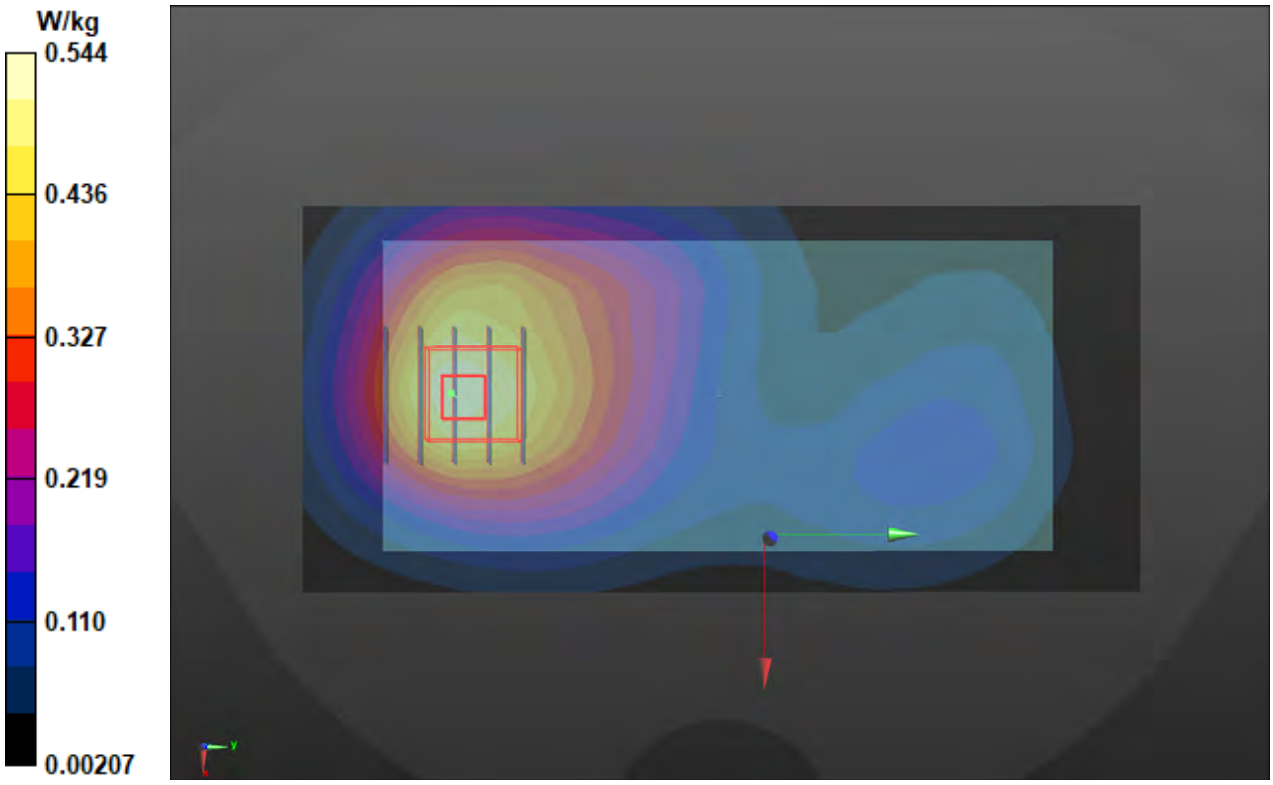

P38 LTE 5_QPSK10M_Rear Face_15mm_Ch20450_1RB_OS0_Ant 0

DUT: WTW-P21050403

Communication System: UID 10175 - CAG, LTE-FDD (SC-FDMA, 1 RB, 10 MHz, QPSK);
Frequency: 829 MHz;Duty Cycle: 1:3.74
Medium: H07T10N1_0623 Medium parameters used: f = 829 MHz; σ = 0.913 S/m; ε_r = 42.469; ρ = 1000 kg/m^3
Ambient Temperature：23.7 ℃ ; Liquid Temperature：23.2 ℃

DASY5 Configuration:
- Probe: EX3DV4 - SN3650; ConvF(9.83, 9.83, 9.83) @ 829 MHz; Calibrated: 2021/03/26
- Sensor-Surface: 1.4mm (Mechanical Surface Detection)
- Electronics: DAE4 Sn1277; Calibrated: 2021/01/19
- Phantom: SAM Phantom_1985; Type: QD 000 P41 AA;
- Measurement SW: DASY52, Version 52.10 (4); SEMCAD X Version 14.6.14 (7483)

Area Scan (71x141x1): Interpolated grid: dx=1.500 mm, dy=1.500 mm
Maximum value of SAR (interpolated) = 0.290 W/kg

Zoom Scan (5x5x7)/Cube 0: Measurement grid: dx=8mm, dy=8mm, dz=5mm
Reference Value = 18.44 V/m; Power Drift = 0.07 dB
Peak SAR (extrapolated) = 0.315 W/kg
SAR(1 g) = 0.249 W/kg; SAR(10 g) = 0.195 W/kg (SAR corrected for target medium)
Smallest distance from peaks to all points 3 dB below: Larger than measurement grid
Ratio of SAR at M2 to SAR at M1 = 79.2%
Maximum value of SAR (measured) = 0.293 W/kg

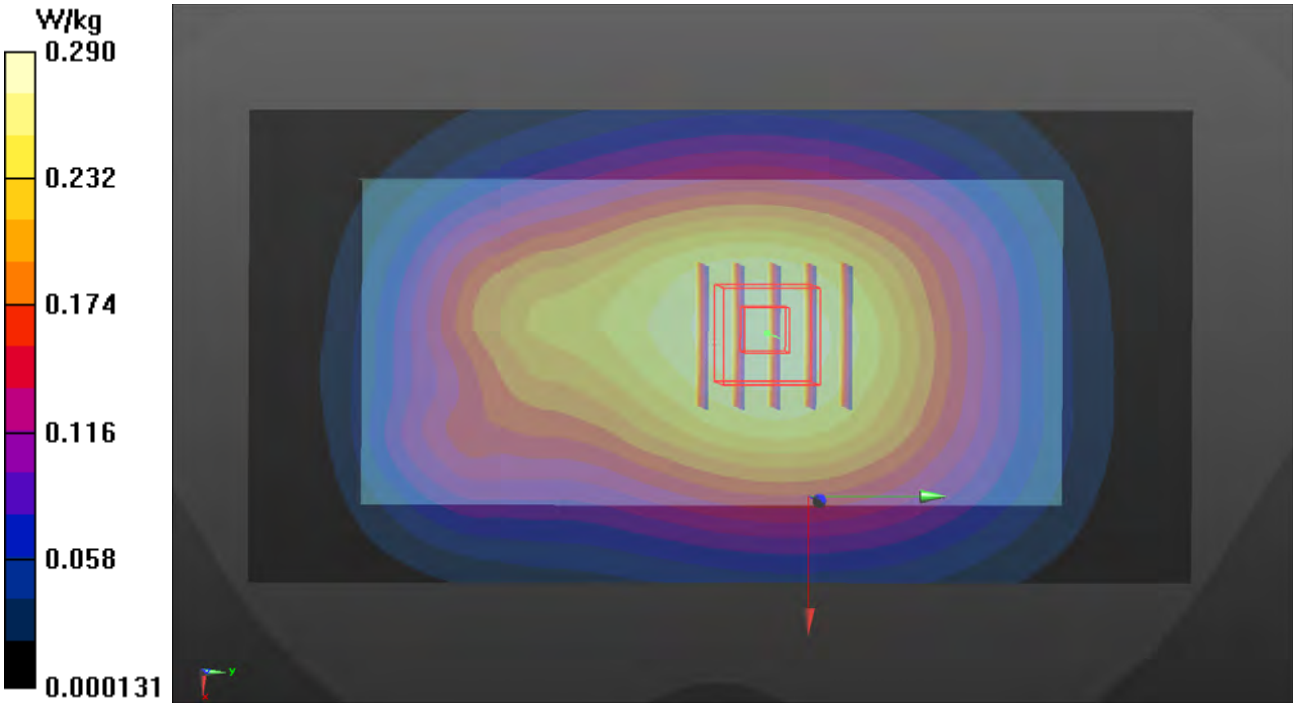

P39 LTE 7_QPSK20M_Rear Face_15mm_Ch20850_1RB_OS0_Ant 0

DUT: WTW-P21050403

Communication System: UID 10169 - CAE, LTE-FDD (SC-FDMA, 1 RB, 20 MHz, QPSK);
Frequency: 2510 MHz;Duty Cycle: 1:3.74
Medium: H19T27N1_0626 Medium parameters used: f = 2510 MHz; σ = 1.933 S/m; ε_r = 38.104; ρ = 1000 kg/m^3
Ambient Temperature：23.7 ℃; Liquid Temperature：23.3 ℃

DASY5 Configuration:
- Probe: EX3DV4 - SN7555; ConvF(7.36, 7.36, 7.36) @ 2510 MHz; Calibrated: 2020/09/28
- Sensor-Surface: 1.4mm (Mechanical Surface Detection)
- Electronics: DAE4 Sn1589; Calibrated: 2020/09/15
- Phantom: Twin-SAM V8.0_1988; Type: QD 000 P41 AA;
- Measurement SW: DASY52, Version 52.10 (4); SEMCAD X Version 14.6.14 (7483)

Area Scan (91x181x1): Interpolated grid: dx=1.200 mm, dy=1.200 mm
Maximum value of SAR (interpolated) = 0.316 W/kg

Zoom Scan (7x7x7)/Cube 0: Measurement grid: dx=5mm, dy=5mm, dz=5mm
Reference Value = 13.35 V/m; Power Drift = -0.09 dB
Peak SAR (extrapolated) = 0.498 W/kg
SAR(1 g) = 0.243 W/kg; SAR(10 g) = 0.121 W/kg (SAR corrected for target medium)
Smallest distance from peaks to all points 3 dB below = 10.6 mm
Ratio of SAR at M2 to SAR at M1 = 50.2%
Maximum value of SAR (measured) = 0.392 W/kg

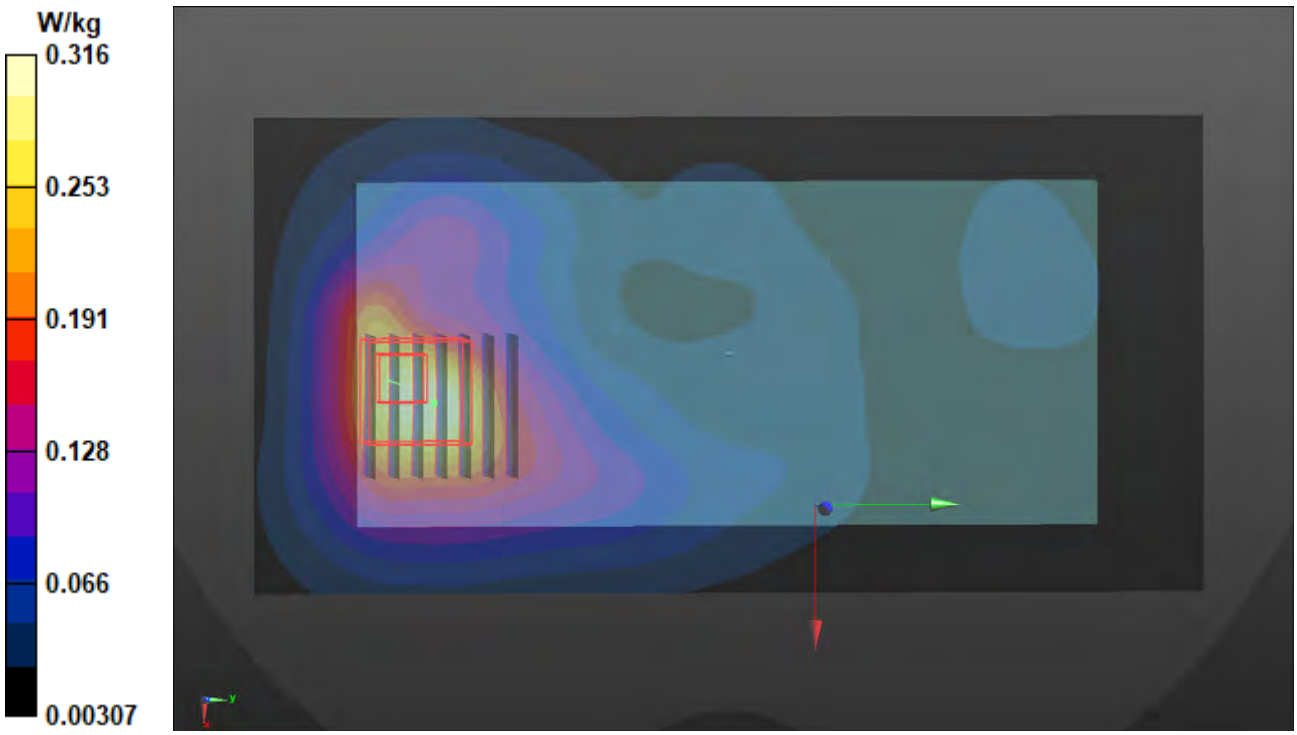

P40 LTE 12_QPSK10M_Rear Face_15mm_Ch23130_1RB_OS0_Ant 0

DUT: WTW-P21050403

Communication System: UID 10175 - CAG, LTE-FDD (SC-FDMA, 1 RB, 10 MHz, QPSK);
Frequency: 711 MHz;Duty Cycle: 1:3.74
Medium: H06T09N1_0624 Medium parameters used: f = 711 MHz; σ = 0.863 S/m; ε_r = 43.382; ρ = 1000 kg/m^3
Ambient Temperature：23.4 ℃ ; Liquid Temperature：23.2 ℃

DASY5 Configuration:
- Probe: EX3DV4 - SN7472; ConvF(10.32, 10.32, 10.32) @ 711 MHz; Calibrated: 2021/06/03
- Sensor-Surface: 1.4mm (Mechanical Surface Detection)
- Electronics: DAE3 Sn579; Calibrated: 2021/06/02
- Phantom: Twin SAM Phantom_1823; Type: QD000P40;
- Measurement SW: DASY52, Version 52.10 (4); SEMCAD X Version 14.6.14 (7483)

Area Scan (71x141x1): Interpolated grid: dx=1.500 mm, dy=1.500 mm
Maximum value of SAR (interpolated) = 0.332 W/kg

Zoom Scan (5x5x7)/Cube 0: Measurement grid: dx=8mm, dy=8mm, dz=5mm
Reference Value = 19.71 V/m; Power Drift = 0.03 dB
Peak SAR (extrapolated) = 0.364 W/kg
SAR(1 g) = 0.269 W/kg; SAR(10 g) = 0.207 W/kg (SAR corrected for target medium)
Smallest distance from peaks to all points 3 dB below: Larger than measurement grid
Ratio of SAR at M2 to SAR at M1 = 75.9%
Maximum value of SAR (measured) = 0.333 W/kg

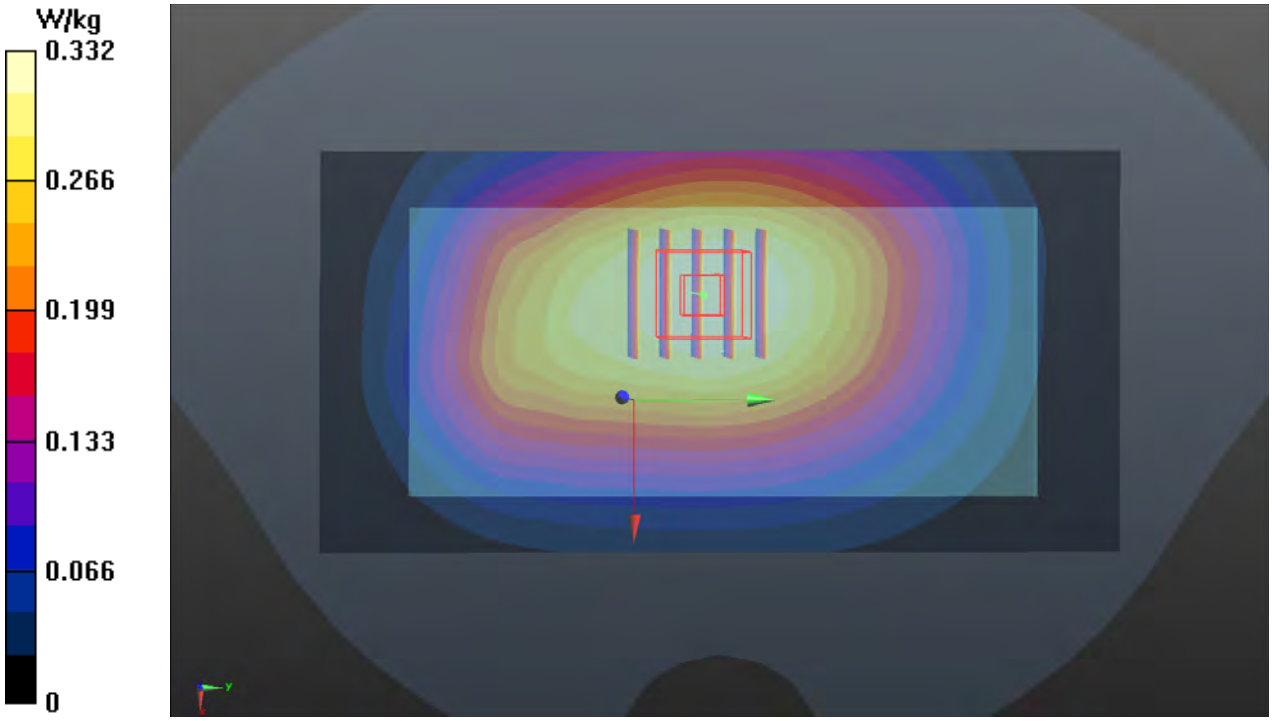

P41 LTE 13_QPSK10M_Rear Face_15mm_Ch23230_1RB_OS24_Ant 0

DUT: WTW-P21050403

Communication System: UID 10175 - CAG, LTE-FDD (SC-FDMA, 1 RB, 10 MHz, QPSK);
Frequency: 782 MHz;Duty Cycle: 1:3.74
Medium: H06T09N1_0624 Medium parameters used: f = 782 MHz; σ = 0.925 S/m; ε_r = 42.523; ρ = 1000 kg/m^3
Ambient Temperature：23.4 ℃ ; Liquid Temperature：23.2 ℃

DASY5 Configuration:
- Probe: EX3DV4 - SN7472; ConvF(10.32, 10.32, 10.32) @ 782 MHz; Calibrated: 2021/06/03
- Sensor-Surface: 1.4mm (Mechanical Surface Detection)
- Electronics: DAE3 Sn579; Calibrated: 2021/06/02
- Phantom: Twin SAM Phantom_1823; Type: QD000P40;
- Measurement SW: DASY52, Version 52.10 (4); SEMCAD X Version 14.6.14 (7483)

Area Scan (71x141x1): Interpolated grid: dx=1.500 mm, dy=1.500 mm
Maximum value of SAR (interpolated) = 0.303 W/kg

Zoom Scan (5x5x7)/Cube 0: Measurement grid: dx=8mm, dy=8mm, dz=5mm
Reference Value = 18.94 V/m; Power Drift = 0.03 dB
Peak SAR (extrapolated) = 0.337 W/kg
SAR(1 g) = 0.248 W/kg; SAR(10 g) = 0.189 W/kg (SAR corrected for target medium)
Smallest distance from peaks to all points 3 dB below: Larger than measurement grid
Ratio of SAR at M2 to SAR at M1 = 75.6%
Maximum value of SAR (measured) = 0.307 W/kg

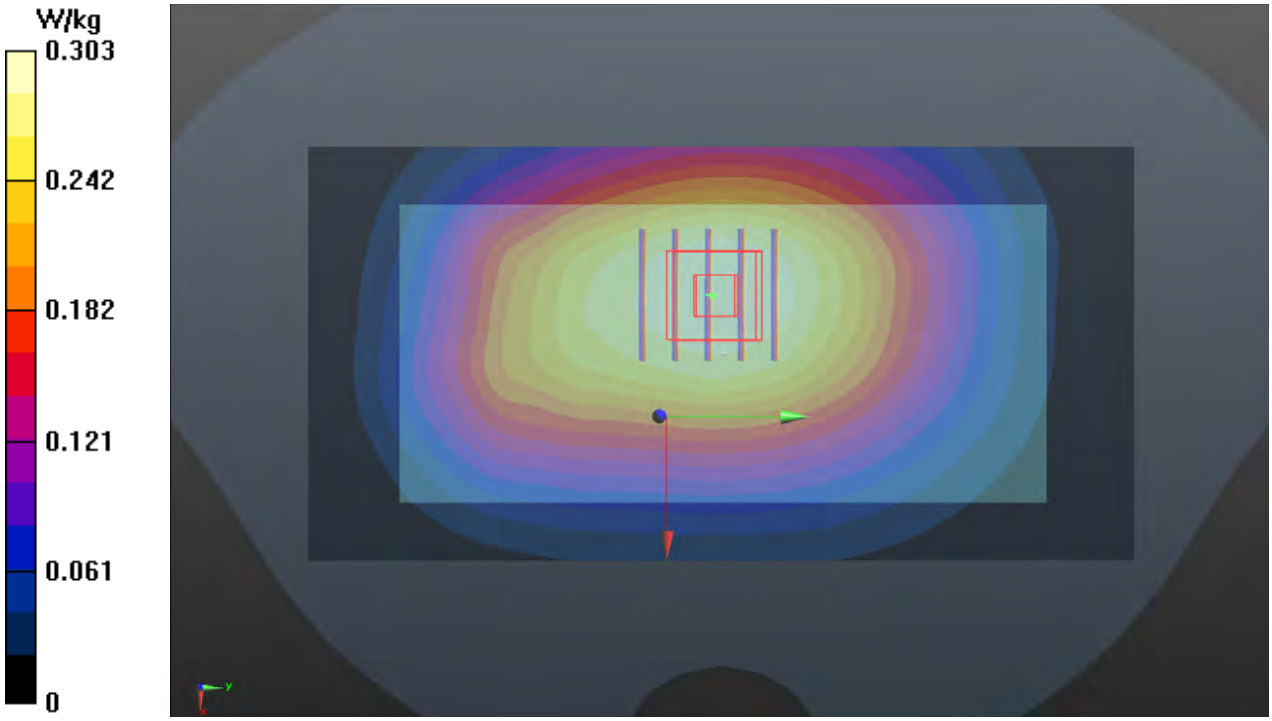

P42 LTE 48_QPSK20M_Rear Face_15mm_Ch56640_1RB_OS0_Ant 1

DUT: WTW-P21050403

Communication System: UID 10172 - CAG, LTE-TDD (SC-FDMA, 1 RB, 20 MHz, QPSK);
Frequency: 3690 MHz;Duty Cycle: 1:8.33
Medium: H34T38N1_0622 Medium parameters used (interpolated): f = 3690 MHz; σ = 3.086 S/m; ε_r = 36.802; ρ = 1000 kg/m^3
Ambient Temperature：23.4 ℃ ; Liquid Temperature：23.2 ℃

DASY5 Configuration:
- Probe: EX3DV4 - SN7472; ConvF(7.12, 7.12, 7.12) @ 3690 MHz; Calibrated: 2021/06/03
- Sensor-Surface: 1.4mm (Mechanical Surface Detection)
- Electronics: DAE3 Sn579; Calibrated: 2021/06/02
- Phantom: Twin SAM Phantom_1823; Type: QD000P40;
- Measurement SW: DASY52, Version 52.10 (4); SEMCAD X Version 14.6.14 (7483)

Area Scan (101x171x1): Interpolated grid: dx=1.200 mm, dy=1.200 mm
Maximum value of SAR (interpolated) = 0.616 W/kg

Zoom Scan (7x7x7)/Cube 0: Measurement grid: dx=5mm, dy=5mm, dz=2.5mm
Reference Value = 12.74 V/m; Power Drift = -0.02 dB
Peak SAR (extrapolated) = 1.05 W/kg
SAR(1 g) = 0.453 W/kg; SAR(10 g) = 0.197 W/kg (SAR corrected for target medium)
Smallest distance from peaks to all points 3 dB below = 10.6 mm
Ratio of SAR at M2 to SAR at M1 = 63.8%
Maximum value of SAR (measured) = 0.800 W/kg

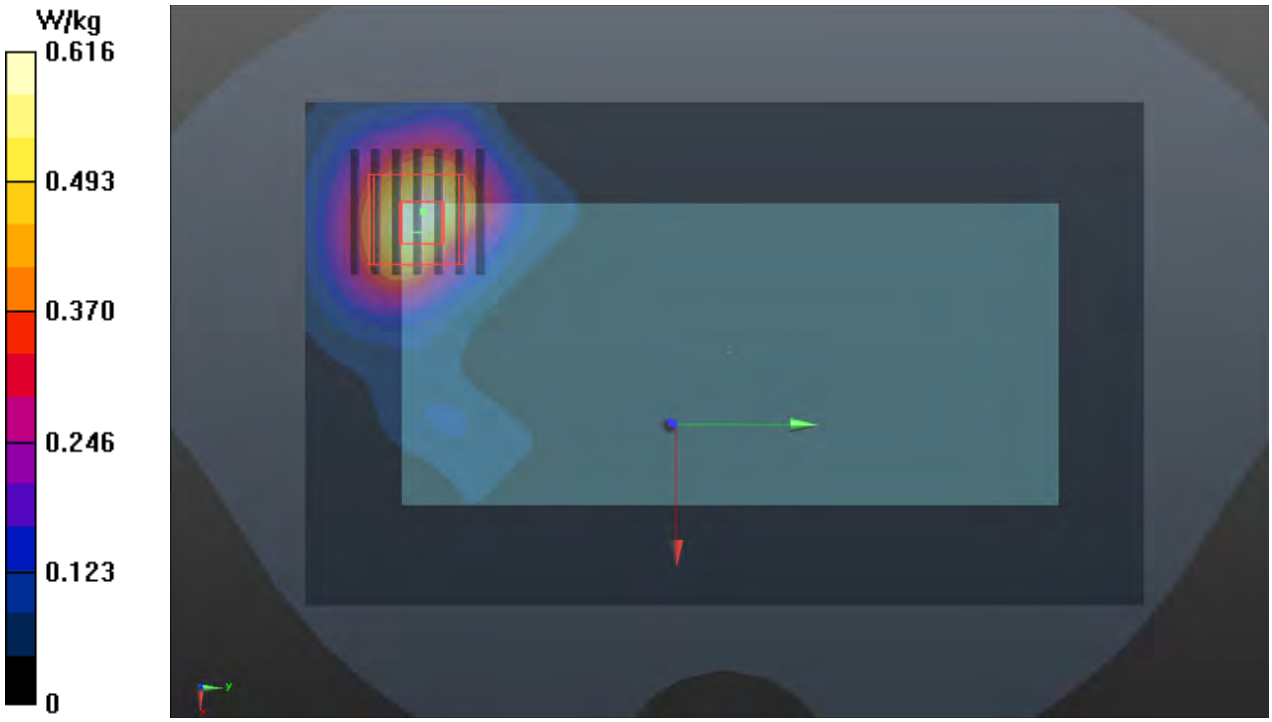

P43 LTE 66_QPSK20M_Rear Face_15mm_Ch132322_1RB_OS0_Ant 0

DUT: WTW-P21050403

Communication System: UID 10169 - CAE, LTE-FDD (SC-FDMA, 1 RB, 20 MHz, QPSK);
Frequency: 1745 MHz;Duty Cycle: 1:3.74
Medium: H16T20N1_0622 Medium parameters used: f = 1745 MHz; σ = 1.315 S/m; ε_r = 39.31; ρ = 1000 kg/m^3
Ambient Temperature：23.4 ℃ ; Liquid Temperature：23.2 ℃

DASY5 Configuration:
- Probe: EX3DV4 - SN7472; ConvF(8.77, 8.77, 8.77) @ 1745 MHz; Calibrated: 2021/06/03
- Sensor-Surface: 1.4mm (Mechanical Surface Detection)
- Electronics: DAE3 Sn579; Calibrated: 2021/06/02
- Phantom: Twin SAM Phantom_1823; Type: QD000P40;
- Measurement SW: DASY52, Version 52.10 (4); SEMCAD X Version 14.6.14 (7483)

Area Scan (101x171x1): Interpolated grid: dx=1.200 mm, dy=1.200 mm
Maximum value of SAR (interpolated) = 0.403 W/kg

Zoom Scan (7x7x7)/Cube 0: Measurement grid: dx=5mm, dy=5mm, dz=2.5mm
Reference Value = 17.68 V/m; Power Drift = 0.10 dB
Peak SAR (extrapolated) = 0.513 W/kg
SAR(1 g) = 0.288 W/kg; SAR(10 g) = 0.157 W/kg (SAR corrected for target medium)
Smallest distance from peaks to all points 3 dB below = 11 mm
Ratio of SAR at M2 to SAR at M1 = 73.9%
Maximum value of SAR (measured) = 0.426 W/kg

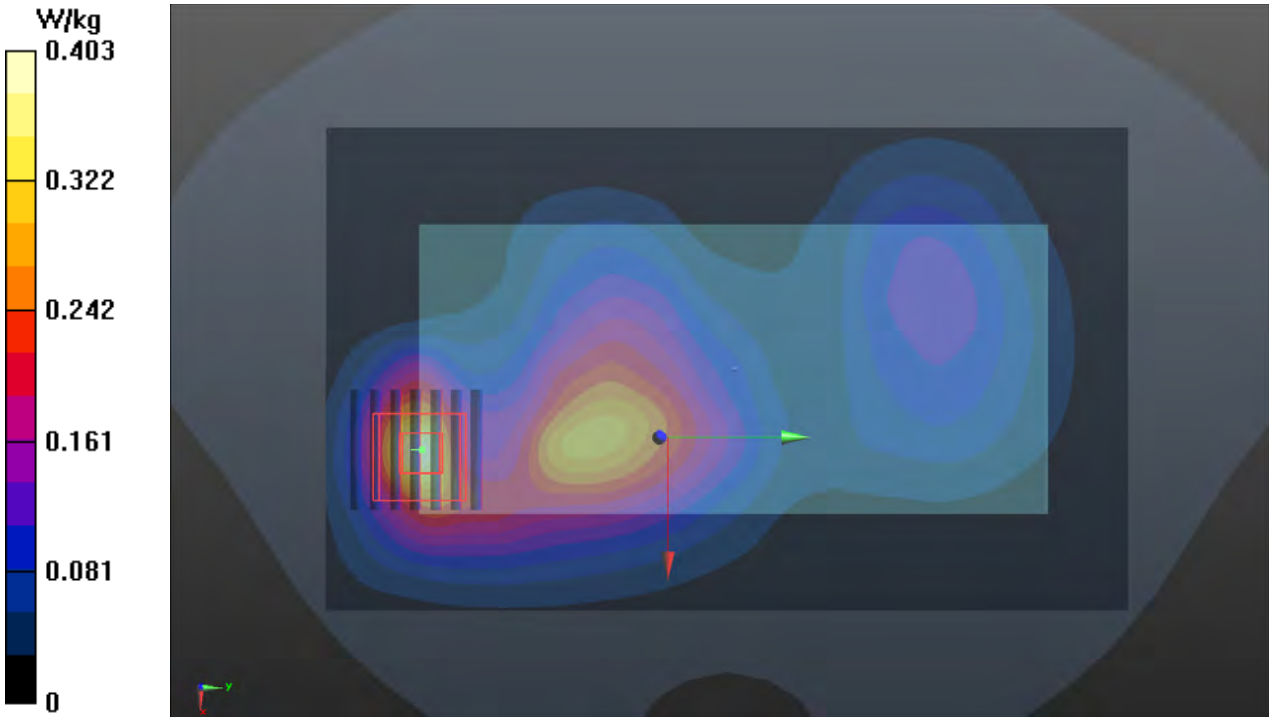

P44 LTE 66_QPSK20M_Rear Face_15mm_Ch132072_1RB_OS0_Ant 1

DUT: WTW-P21050403

Communication System: UID 10169 - CAE, LTE-FDD (SC-FDMA, 1 RB, 20 MHz, QPSK);
Frequency: 1720 MHz;Duty Cycle: 1:3.74
Medium: H16T20N1_0628 Medium parameters used: f = 1720 MHz; σ = 1.299 S/m; ε_r = 40.269; ρ = 1000 kg/m^3
Ambient Temperature：23.3 ℃ ; Liquid Temperature：23.1 ℃

DASY5 Configuration:
- Probe: EX3DV4 - SN7537; ConvF(8.55, 8.55, 8.55) @ 1720 MHz; Calibrated: 2021/04/26
- Sensor-Surface: 1.4mm (Mechanical Surface Detection)
- Electronics: DAE3 Sn528; Calibrated: 2021/03/23
- Phantom: SAM Phantom_1987; Type: QD 000 P41 AA;
- Measurement SW: DASY52, Version 52.10 (4); SEMCAD X Version 14.6.14 (7483)

Area Scan (61x131x1): Interpolated grid: dx=1.500 mm, dy=1.500 mm
Maximum value of SAR (interpolated) = 0.431 W/kg

Zoom Scan (5x5x7)/Cube 0: Measurement grid: dx=8mm, dy=8mm, dz=5mm
Reference Value = 18.36 V/m; Power Drift = 0.01 dB
Peak SAR (extrapolated) = 0.497 W/kg
SAR(1 g) = 0.326 W/kg; SAR(10 g) = 0.210 W/kg (SAR corrected for target medium)
Smallest distance from peaks to all points 3 dB below = 21.8 mm
Ratio of SAR at M2 to SAR at M1 = 63.5%
Maximum value of SAR (measured) = 0.430 W/kg

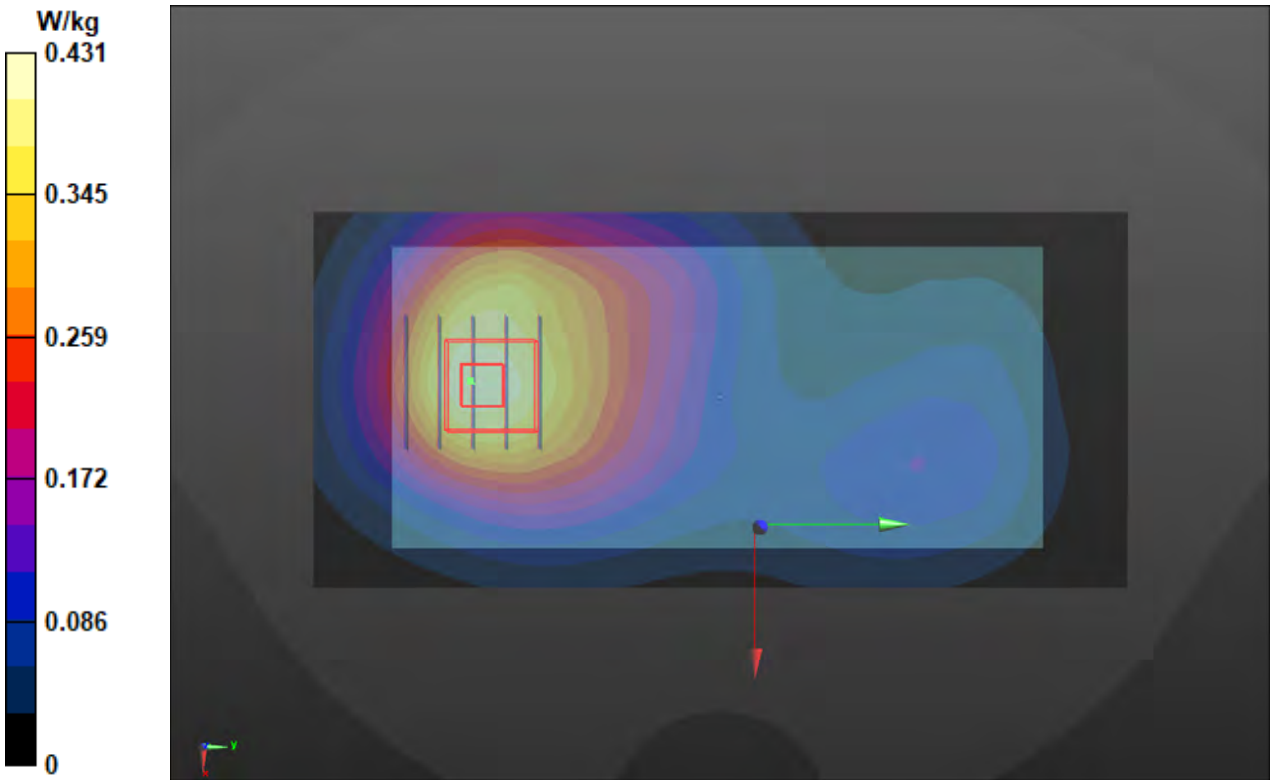

P45 LTE 71_QPSK20_Rear Face_15mm_Ch133372_1RB_OS0_Ant 0

DUT: WTW-P21050403

Communication System: UID 10169 - CAE, LTE-FDD (SC-FDMA, 1 RB, 20 MHz, QPSK);
Frequency: 688 MHz;Duty Cycle: 1:3.74
Medium: H06T09N1_0624 Medium parameters used: f = 688 MHz; σ = 0.878 S/m; ε_r = 43.969; ρ = 1000 kg/m^3
Ambient Temperature：23.4 ℃ ; Liquid Temperature：23.2 ℃

DASY5 Configuration:
- Probe: EX3DV4 - SN7472; ConvF(10.32, 10.32, 10.32) @ 688 MHz; Calibrated: 2021/06/03
- Sensor-Surface: 1.4mm (Mechanical Surface Detection)
- Electronics: DAE3 Sn579; Calibrated: 2021/06/02
- Phantom: Twin SAM Phantom_1823; Type: QD000P40;
- Measurement SW: DASY52, Version 52.10 (4); SEMCAD X Version 14.6.14 (7483)

Area Scan (71x141x1): Interpolated grid: dx=1.500 mm, dy=1.500 mm
Maximum value of SAR (interpolated) = 0.192 W/kg

Zoom Scan (5x5x7)/Cube 0: Measurement grid: dx=8mm, dy=8mm, dz=5mm
Reference Value = 14.60 V/m; Power Drift = 0.01 dB
Peak SAR (extrapolated) = 0.207 W/kg
SAR(1 g) = 0.151 W/kg; SAR(10 g) = 0.113 W/kg (SAR corrected for target medium)
Smallest distance from peaks to all points 3 dB below: Larger than measurement grid
Ratio of SAR at M2 to SAR at M1 = 71.9%
Maximum value of SAR (measured) = 0.185 W/kg

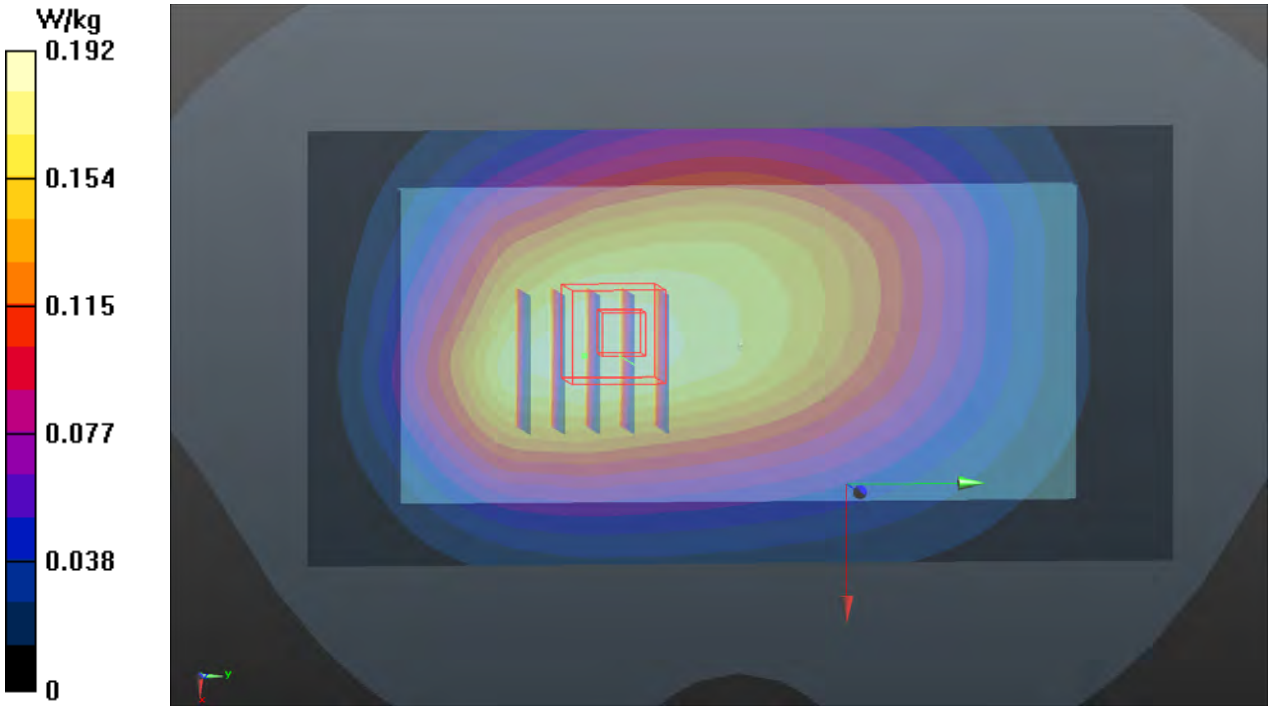

P46 5GNR-n2_DFT-S QPSK20M_Rear Face_15mm_Ch372000_1RB_OS1_Ant 0

DUT: WTW-P21050403

Communication System: UID 10931 - AAB, 5G NR (DFT-s-OFDM, 1 RB, 20 MHz, QPSK, 15 kHz); Frequency: 1860 MHz;Duty Cycle: 1:3.56
Medium: H16T20N1_0722 Medium parameters used: f = 1860 MHz; σ = 1.422 S/m; ε_r = 40.562; ρ = 1000 kg/m^3
Ambient Temperature：23.6 ℃ ; Liquid Temperature：23.3 ℃

DASY5 Configuration:
- Probe: EX3DV4 - SN3971; ConvF(8.35, 8.35, 8.35) @ 1860 MHz; Calibrated: 2021/01/27
- Sensor-Surface: 1.4mm (Mechanical Surface Detection)
- Electronics: DAE4 Sn1431; Calibrated: 2021/03/24
- Phantom: Twin SAM Phantom_1986; Type: QD 000 P40 CD;
- Measurement SW: DASY52, Version 52.10 (4); SEMCAD X Version 14.6.14 (7483)

Area Scan (61x131x1): Interpolated grid: dx=1.500 mm, dy=1.500 mm
Maximum value of SAR (interpolated) = 0.870 W/kg

Zoom Scan (5x5x7)/Cube 0: Measurement grid: dx=8mm, dy=8mm, dz=5mm
Reference Value = 24.76 V/m; Power Drift = -0.11 dB
Peak SAR (extrapolated) = 0.999 W/kg
SAR(1 g) = 0.564 W/kg; SAR(10 g) = 0.317 W/kg (SAR corrected for target medium)
Smallest distance from peaks to all points 3 dB below = 11.3 mm
Ratio of SAR at M2 to SAR at M1 = 59.4%
Maximum value of SAR (measured) = 0.846 W/kg

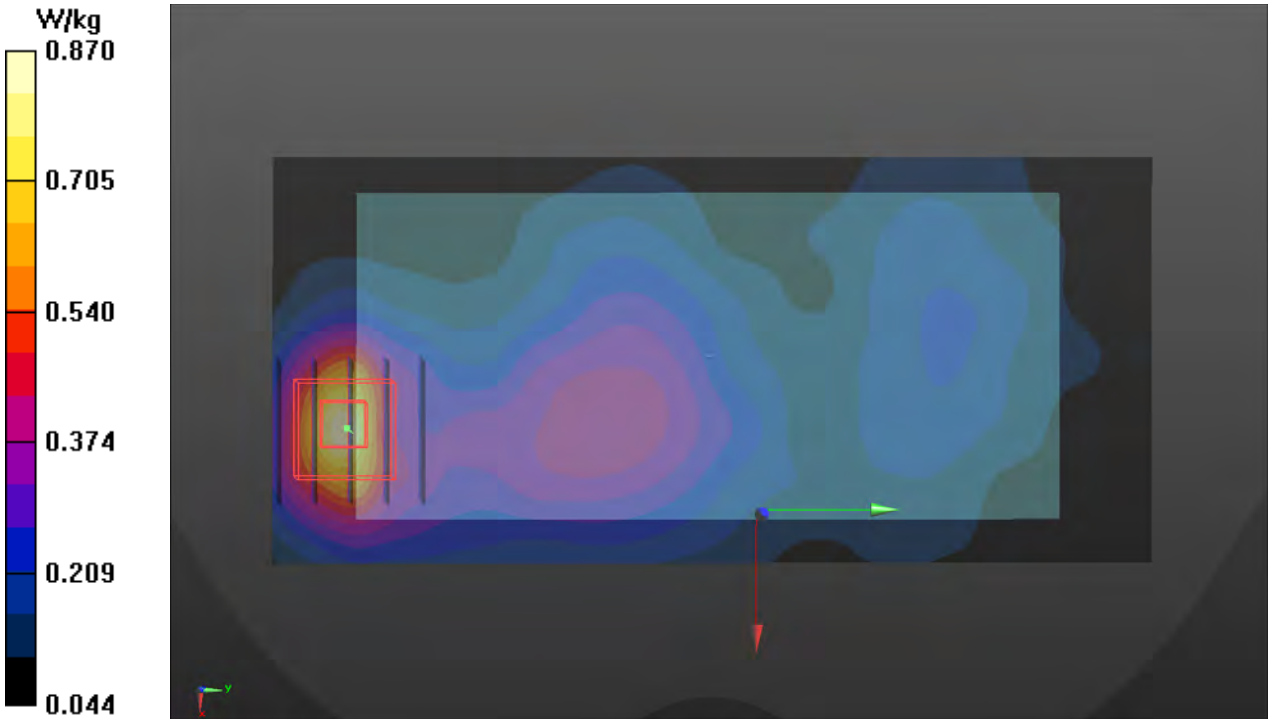

P47 5GNR-n2_DFT-S QPSK20M_Rear Face_15mm_Ch372000_1RB_OS1_Ant 1

DUT: WTW-P21050403

Communication System: UID 10931 - AAB, 5G NR (DFT-s-OFDM, 1 RB, 20 MHz, QPSK, 15 kHz); Frequency: 1860 MHz;Duty Cycle: 1:3.56
Medium: H16T20N1_0722 Medium parameters used: f = 1860 MHz; σ = 1.422 S/m; ε_r = 40.562; ρ = 1000 kg/m^3
Ambient Temperature：23.6 ℃ ; Liquid Temperature：23.3 ℃

DASY5 Configuration:
- Probe: EX3DV4 - SN3971; ConvF(8.35, 8.35, 8.35) @ 1860 MHz; Calibrated: 2021/01/27
- Sensor-Surface: 1.4mm (Mechanical Surface Detection)
- Electronics: DAE4 Sn1431; Calibrated: 2021/03/24
- Phantom: Twin SAM Phantom_1986; Type: QD 000 P40 CD;
- Measurement SW: DASY52, Version 52.10 (4); SEMCAD X Version 14.6.14 (7483)

Area Scan (61x131x1): Interpolated grid: dx=1.500 mm, dy=1.500 mm
Maximum value of SAR (interpolated) = 0.465 W/kg

Zoom Scan (5x5x7)/Cube 0: Measurement grid: dx=8mm, dy=8mm, dz=5mm
Reference Value = 17.88 V/m; Power Drift = -0.06 dB
Peak SAR (extrapolated) = 0.506 W/kg
SAR(1 g) = 0.329 W/kg; SAR(10 g) = 0.229 W/kg (SAR corrected for target medium)
Smallest distance from peaks to all points 3 dB below: Larger than measurement grid
Ratio of SAR at M2 to SAR at M1 = 66.4%
Maximum value of SAR (measured) = 0.438 W/kg

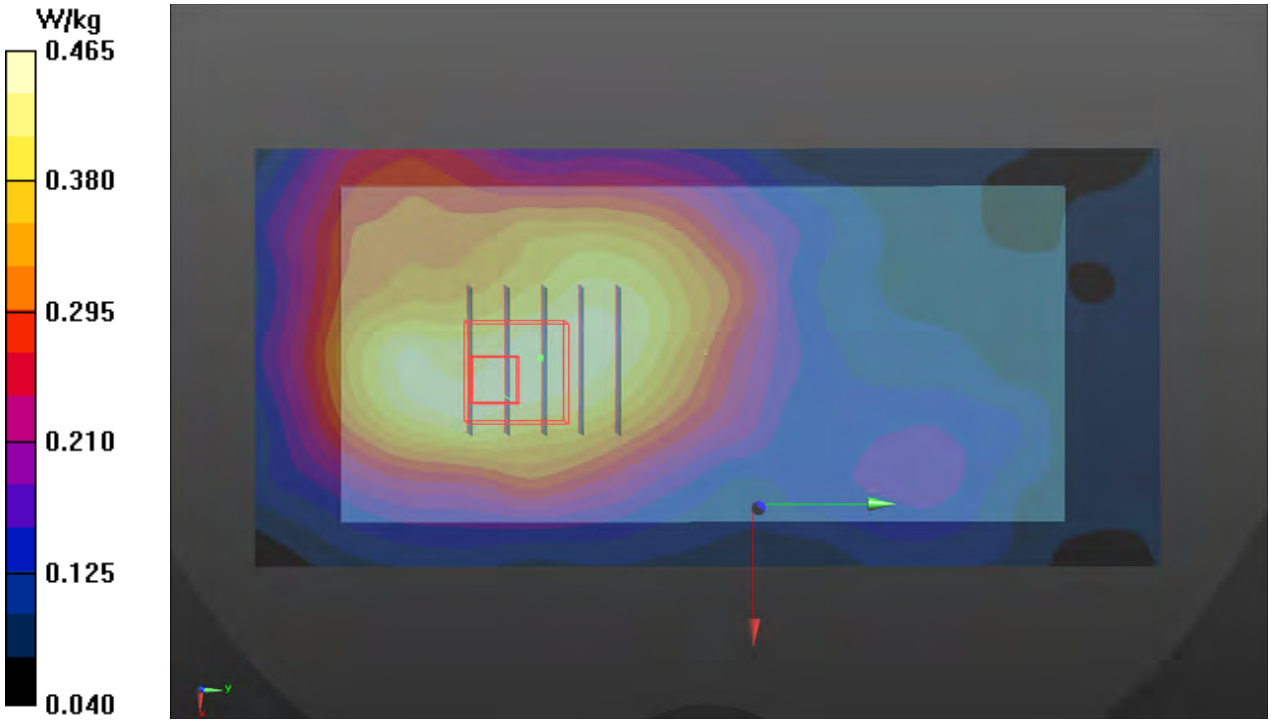

P48 5GNR-n5_DFT-S QPSK20M_Rear Face_15mm_Ch166800_1RB_OS1_Ant 0

DUT: WTW-P21050403

Communication System: UID 10931 - AAB, 5G NR (DFT-s-OFDM, 1 RB, 20 MHz, QPSK, 15 kHz); Frequency: 834 MHz;Duty Cycle: 1:3.56
Medium: H07T10N1_0722 Medium parameters used: f = 834 MHz; σ = 0.918 S/m; ε_r = 41.78; ρ = 1000 kg/m^3
Ambient Temperature：23.6 ℃ ; Liquid Temperature：23.3 ℃

DASY5 Configuration:
- Probe: EX3DV4 - SN3971; ConvF(10.17, 10.17, 10.17) @ 834 MHz; Calibrated: 2021/01/27
- Sensor-Surface: 1.4mm (Mechanical Surface Detection)
- Electronics: DAE4 Sn1431; Calibrated: 2021/03/24
- Phantom: Twin SAM Phantom_1986; Type: QD 000 P40 CD;
- Measurement SW: DASY52, Version 52.10 (4); SEMCAD X Version 14.6.14 (7483)

Area Scan (61x131x1): Interpolated grid: dx=1.500 mm, dy=1.500 mm
Maximum value of SAR (interpolated) = 0.285 W/kg

Zoom Scan (5x5x7)/Cube 0: Measurement grid: dx=8mm, dy=8mm, dz=5mm
Reference Value = 17.97 V/m; Power Drift = -0.08 dB
Peak SAR (extrapolated) = 0.317 W/kg
SAR(1 g) = 0.237 W/kg; SAR(10 g) = 0.183 W/kg (SAR corrected for target medium)
Smallest distance from peaks to all points 3 dB below: Larger than measurement grid
Ratio of SAR at M2 to SAR at M1 = 75.3%
Maximum value of SAR (measured) = 0.287 W/kg

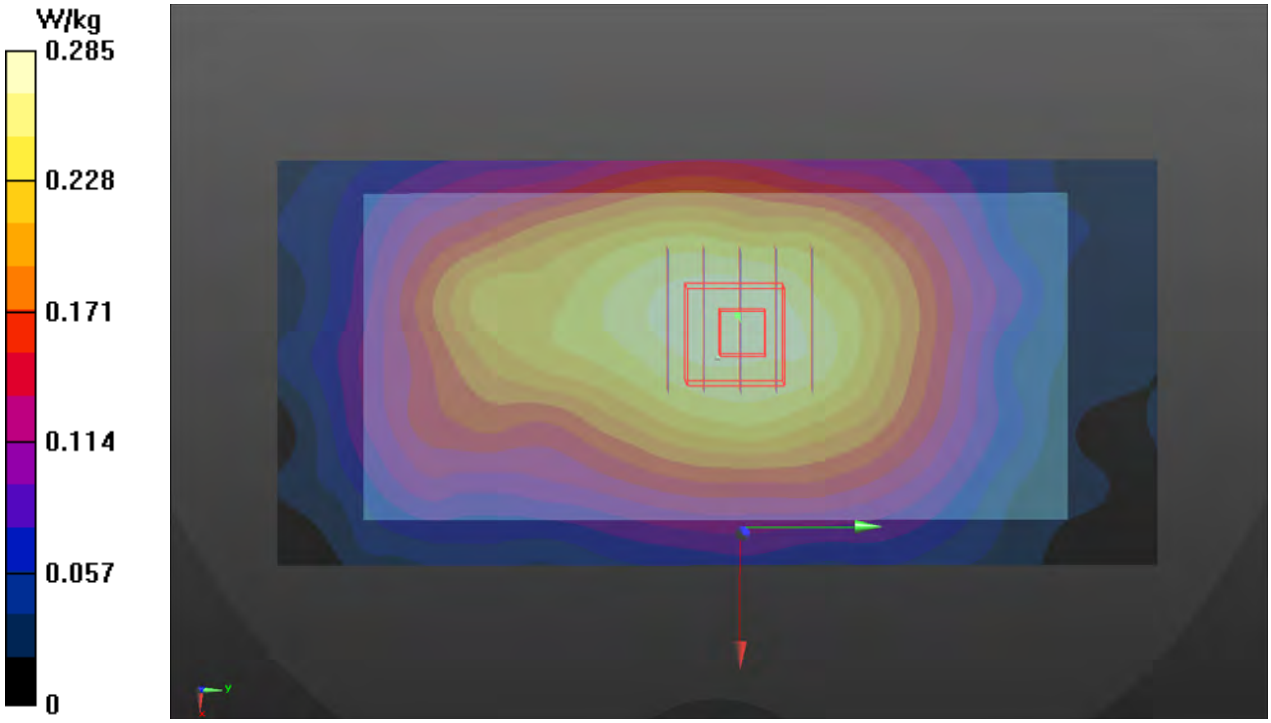

P49 5GNR-n66_DFT-S QPSK20M_Rear Face_15mm_Ch344000_1RB_OS1_Ant 0

DUT: WTW-P21050403

Communication System: UID 10931 - AAB, 5G NR (DFT-s-OFDM, 1 RB, 20 MHz, QPSK, 15 kHz); Frequency: 1720 MHz;Duty Cycle: 1:3.56
Medium: H16T20N1_0722 Medium parameters used: f = 1720 MHz; σ = 1.306 S/m; ε_r = 39.772; ρ = 1000 kg/m^3
Ambient Temperature：23.6 ℃ ; Liquid Temperature：23.3 ℃

DASY5 Configuration:
- Probe: EX3DV4 - SN3971; ConvF(8.64, 8.64, 8.64) @ 1720 MHz; Calibrated: 2021/01/27
- Sensor-Surface: 1.4mm (Mechanical Surface Detection)
- Electronics: DAE4 Sn1431; Calibrated: 2021/03/24
- Phantom: Twin SAM Phantom_1986; Type: QD 000 P40 CD;
- Measurement SW: DASY52, Version 52.10 (4); SEMCAD X Version 14.6.14 (7483)

Area Scan (61x131x1): Interpolated grid: dx=1.500 mm, dy=1.500 mm
Maximum value of SAR (interpolated) = 0.479 W/kg

Zoom Scan (5x5x7)/Cube 0: Measurement grid: dx=8mm, dy=8mm, dz=5mm
Reference Value = 18.66 V/m; Power Drift = -0.03 dB
Peak SAR (extrapolated) = 0.523 W/kg
SAR(1 g) = 0.354 W/kg; SAR(10 g) = 0.233 W/kg (SAR corrected for target medium)
Smallest distance from peaks to all points 3 dB below = 18.1 mm
Ratio of SAR at M2 to SAR at M1 = 66.7%
Maximum value of SAR (measured) = 0.458 W/kg

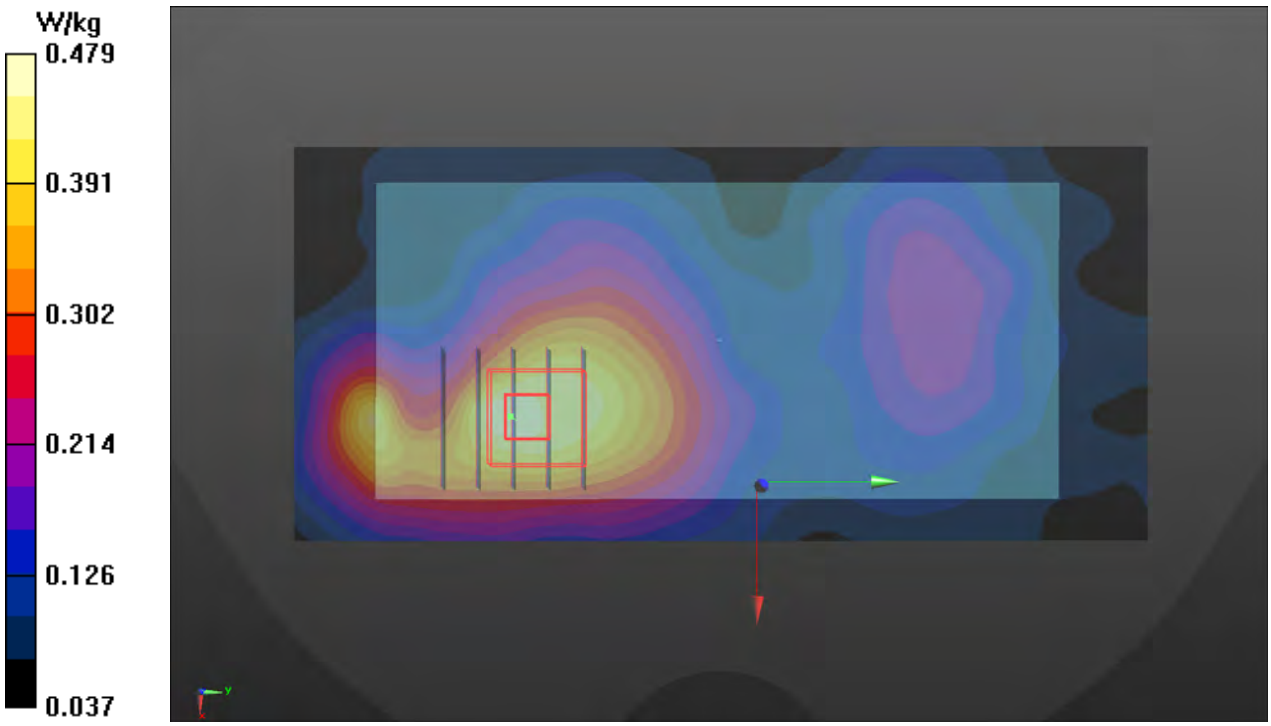

P50 5GNR-n66_DFT-S QPSK20M_Rear Face_15mm_Ch344000_1RB_OS1_Ant 1

DUT: WTW-P21050403

Communication System: UID 10931 - AAB, 5G NR (DFT-s-OFDM, 1 RB, 20 MHz, QPSK, 15 kHz); Frequency: 1720 MHz;Duty Cycle: 1:3.56
Medium: H16T20N1_0722 Medium parameters used: f = 1720 MHz; σ = 1.306 S/m; ε_r = 39.772; ρ = 1000 kg/m^3
Ambient Temperature：23.6 ℃ ; Liquid Temperature：23.3 ℃

DASY5 Configuration:
- Probe: EX3DV4 - SN3971; ConvF(8.64, 8.64, 8.64) @ 1720 MHz; Calibrated: 2021/01/27
- Sensor-Surface: 1.4mm (Mechanical Surface Detection)
- Electronics: DAE4 Sn1431; Calibrated: 2021/03/24
- Phantom: Twin SAM Phantom_1986; Type: QD 000 P40 CD;
- Measurement SW: DASY52, Version 52.10 (4); SEMCAD X Version 14.6.14 (7483)

Area Scan (61x131x1): Interpolated grid: dx=1.500 mm, dy=1.500 mm
Maximum value of SAR (interpolated) = 0.567 W/kg

Zoom Scan (5x5x7)/Cube 0: Measurement grid: dx=8mm, dy=8mm, dz=5mm
Reference Value = 20.43 V/m; Power Drift = -0.04 dB
Peak SAR (extrapolated) = 0.600 W/kg
SAR(1 g) = 0.406 W/kg; SAR(10 g) = 0.267 W/kg (SAR corrected for target medium)
Smallest distance from peaks to all points 3 dB below = 20.9 mm
Ratio of SAR at M2 to SAR at M1 = 66.4%
Maximum value of SAR (measured) = 0.526 W/kg

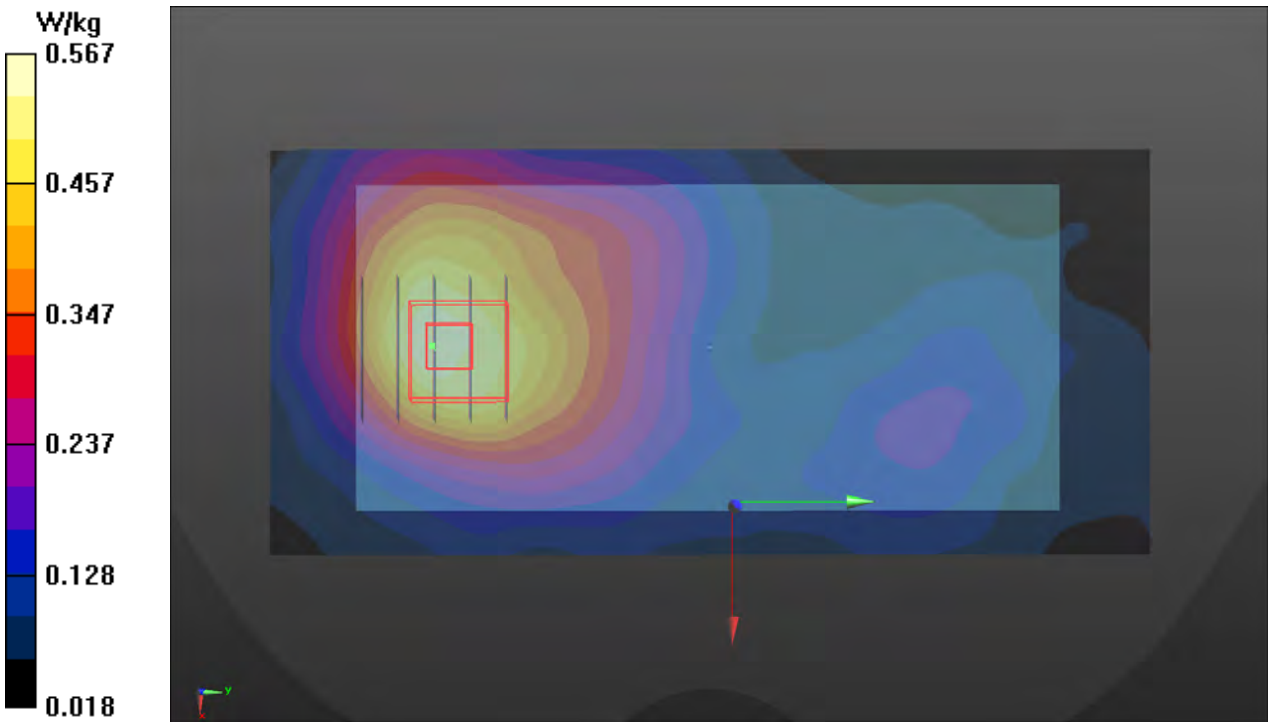

P51 5GNR-n71_DFT-S QPSK20M_Rear Face_15mm_Ch134600_1RB_OS1_Ant 0

DUT: WTW-P21050403

Communication System: UID 10931 - AAB, 5G NR (DFT-s-OFDM, 1 RB, 20 MHz, QPSK, 15 kHz); Frequency: 673 MHz;Duty Cycle: 1:3.56
Medium: H06T09N1_0722 Medium parameters used: f = 673 MHz; σ = 0.871 S/m; ε_r = 43.171; ρ = 1000 kg/m^3
Ambient Temperature：23.6 ℃ ; Liquid Temperature：23.3 ℃

DASY5 Configuration:
- Probe: EX3DV4 - SN3971; ConvF(10.45, 10.45, 10.45) @ 673 MHz; Calibrated: 2021/01/27
- Sensor-Surface: 1.4mm (Mechanical Surface Detection)
- Electronics: DAE4 Sn1431; Calibrated: 2021/03/24
- Phantom: Twin SAM Phantom_1986; Type: QD 000 P40 CD;
- Measurement SW: DASY52, Version 52.10 (4); SEMCAD X Version 14.6.14 (7483)

Area Scan (61x131x1): Interpolated grid: dx=1.500 mm, dy=1.500 mm
Maximum value of SAR (interpolated) = 0.181 W/kg

Zoom Scan (5x5x7)/Cube 0: Measurement grid: dx=8mm, dy=8mm, dz=5mm
Reference Value = 14.29 V/m; Power Drift = -0.13 dB
Peak SAR (extrapolated) = 0.191 W/kg
SAR(1 g) = 0.139 W/kg; SAR(10 g) = 0.101 W/kg (SAR corrected for target medium)
Smallest distance from peaks to all points 3 dB below: Larger than measurement grid
Ratio of SAR at M2 to SAR at M1 = 71.5%
Maximum value of SAR (measured) = 0.170 W/kg



P54 WLAN2.4G_802.11b_Rear Face_15mm_Ch11_Ant 0

DUT: WTW-P21050403

Communication System: UID 10012 - CAB, IEEE 802.11b WiFi 2.4 GHz (DSSS, 1 Mbps);
Frequency: 2462 MHz;Duty Cycle: 1:1.07
Medium: H19T27N1_0703 Medium parameters used: f = 2462 MHz; σ = 1.898 S/m; ε_r = 38.303; ρ = 1000 kg/m^3
Ambient Temperature：23.7 ℃ ; Liquid Temperature：23.3 ℃

DASY5 Configuration:
- Probe: EX3DV4 - SN7555; ConvF(7.59, 7.59, 7.59) @ 2462 MHz; Calibrated: 2020/09/28
- Sensor-Surface: 1.4mm (Mechanical Surface Detection)
- Electronics: DAE4 Sn1589; Calibrated: 2020/09/15
- Phantom: Twin-SAM V8.0_1988; Type: QD 000 P41 AA;
- Measurement SW: DASY52, Version 52.10 (4); SEMCAD X Version 14.6.14 (7483)

Area Scan (81x151x1): Interpolated grid: dx=1.200 mm, dy=1.200 mm
Maximum value of SAR (interpolated) = 0.181 W/kg

Zoom Scan (7x7x7)/Cube 0: Measurement grid: dx=5mm, dy=5mm, dz=5mm
Reference Value = 9.827 V/m; Power Drift = -0.02 dB
Peak SAR (extrapolated) = 0.224 W/kg
SAR(1 g) = 0.107 W/kg; SAR(10 g) = 0.053 W/kg (SAR corrected for target medium)
Smallest distance from peaks to all points 3 dB below = 10.3 mm
Ratio of SAR at M2 to SAR at M1 = 49.4%
Maximum value of SAR (measured) = 0.179 W/kg

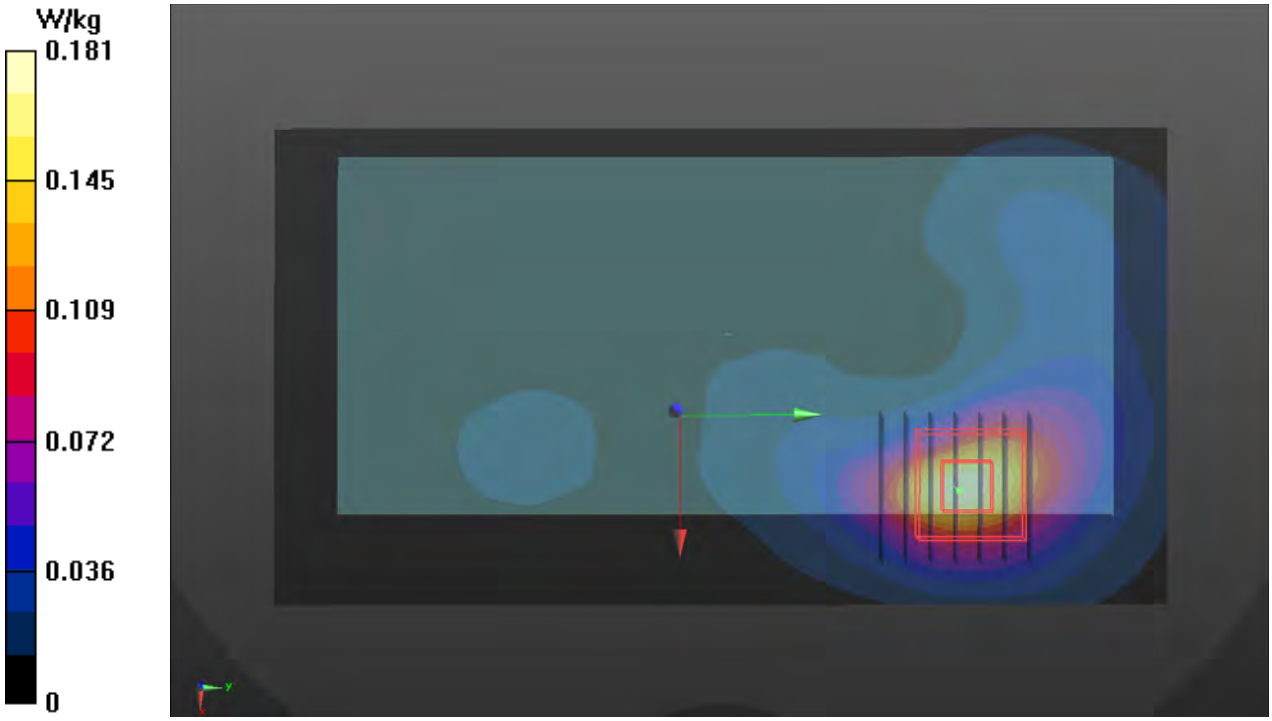

P55 WLAN5.3G_802.11ac VHT80_Rear Face_15mm_Ch58_Ant 0

DUT: WTW-P21050403

Communication System: UID 10544 - AAC, IEEE 802.11ac WiFi (80MHz, MCS0); Frequency: 5290 MHz;Duty Cycle: 1:1.12
Medium: H34T60N1_0703 Medium parameters used (interpolated): f = 5290 MHz; σ = 4.61 S/m; ε_r = 36.595; ρ = 1000 kg/m^3
Ambient Temperature：23.7 ℃; Liquid Temperature：23.3 ℃

DASY5 Configuration:
- Probe: EX3DV4 - SN7555; ConvF(5.41, 5.41, 5.41) @ 5290 MHz; Calibrated: 2020/09/28
- Sensor-Surface: 1.4mm (Mechanical Surface Detection)
- Electronics: DAE4 Sn1589; Calibrated: 2020/09/15
- Phantom: Twin-SAM V8.0_1988; Type: QD 000 P41 AA;
- Measurement SW: DASY52, Version 52.10 (4); SEMCAD X Version 14.6.14 (7483)

Area Scan (101x181x1): Interpolated grid: dx=1.000 mm, dy=1.000 mm
Maximum value of SAR (interpolated) = 0.162 W/kg

Zoom Scan (7x7x7)/Cube 0: Measurement grid: dx=4mm, dy=4mm, dz=1.4mm
Reference Value = 6.215 V/m; Power Drift = -0.06 dB
Peak SAR (extrapolated) = 0.287 W/kg
SAR(1 g) = 0.071 W/kg; SAR(10 g) = 0.028 W/kg (SAR corrected for target medium)
Smallest distance from peaks to all points 3 dB below = 10.4 mm
Ratio of SAR at M2 to SAR at M1 = 60.8%
Maximum value of SAR (measured) = 0.163 W/kg



P56 WLAN5.6G_802.11ac VHT80_Rear Face_15mm_Ch138_Ant 0

DUT: WTW-P21050403

Communication System: UID 10544 - AAC, IEEE 802.11ac WiFi (80MHz, MCS0); Frequency: 5690 MHz;Duty Cycle: 1:1.12
Medium: H34T60N1_0703 Medium parameters used (interpolated): f = 5690 MHz; σ = 5.002 S/m; ε_r = 36.03; ρ = 1000 kg/m^3
Ambient Temperature：23.7 ℃; Liquid Temperature：23.3 ℃

DASY5 Configuration:
- Probe: EX3DV4 - SN7555; ConvF(5, 5, 5) @ 5690 MHz; Calibrated: 2020/09/28
- Sensor-Surface: 1.4mm (Mechanical Surface Detection)
- Electronics: DAE4 Sn1589; Calibrated: 2020/09/15
- Phantom: Twin-SAM V8.0_1988; Type: QD 000 P41 AA;
- Measurement SW: DASY52, Version 52.10 (4); SEMCAD X Version 14.6.14 (7483)

Area Scan (101x181x1): Interpolated grid: dx=1.000 mm, dy=1.000 mm
Maximum value of SAR (interpolated) = 0.415 W/kg

Zoom Scan (7x7x7)/Cube 0: Measurement grid: dx=4mm, dy=4mm, dz=1.4mm
Reference Value = 9.856 V/m; Power Drift = 0.04 dB
Peak SAR (extrapolated) = 0.691 W/kg
SAR(1 g) = 0.172 W/kg; SAR(10 g) = 0.060 W/kg (SAR corrected for target medium)
Smallest distance from peaks to all points 3 dB below = 9.7 mm
Ratio of SAR at M2 to SAR at M1 = 62.5%.
Maximum value of SAR (measured) = 0.402 W/kg

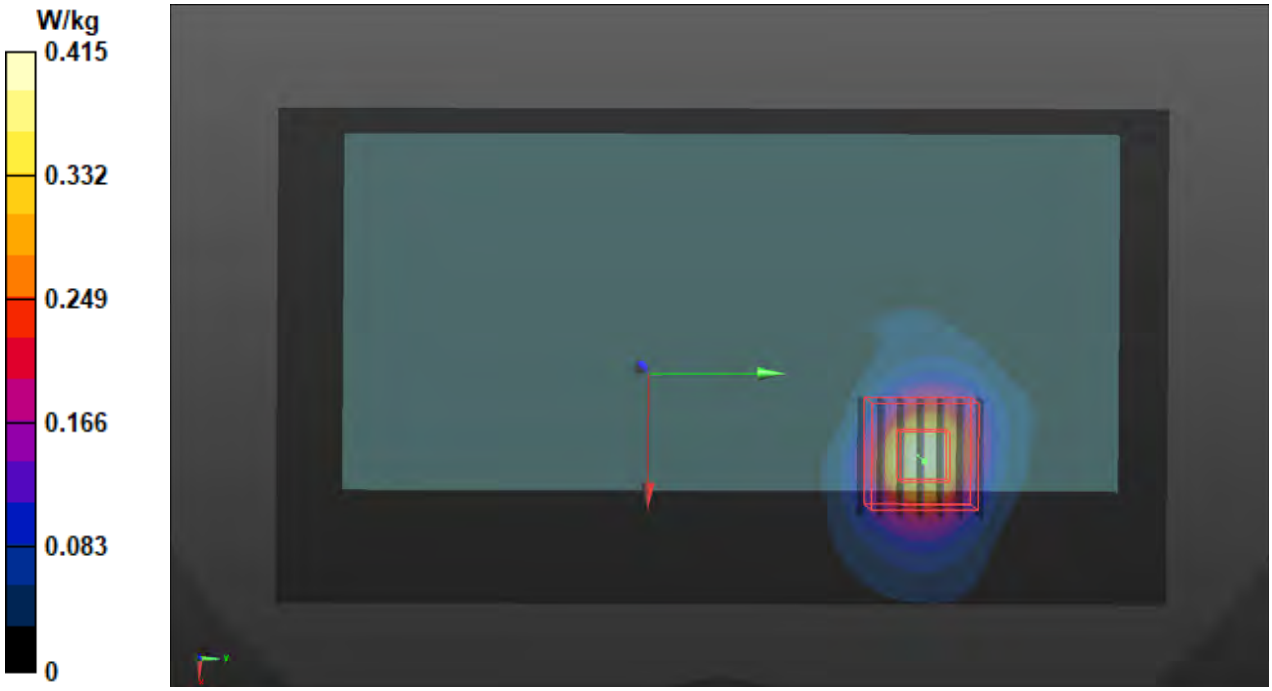

P57 WLAN5.8G_802.11ac VHT80_Rear Face_15mm_Ch155_Ant 0

DUT: WTW-P21050403

Communication System: UID 10544 - AAC, IEEE 802.11ac WiFi (80MHz, MCS0); Frequency: 5775 MHz;Duty Cycle: 1:1.12
Medium: H34T60N1_0703 Medium parameters used: f = 5775 MHz; σ = 5.086 S/m; ε_r = 35.926; ρ = 1000 kg/m^3
Ambient Temperature：23.7 ℃ ; Liquid Temperature：23.3 ℃

DASY5 Configuration:
- Probe: EX3DV4 - SN7555; ConvF(5, 5, 5) @ 5775 MHz; Calibrated: 2020/09/28
- Sensor-Surface: 1.4mm (Mechanical Surface Detection)
- Electronics: DAE4 Sn1589; Calibrated: 2020/09/15
- Phantom: Twin-SAM V8.0_1988; Type: QD 000 P41 AA;
- Measurement SW: DASY52, Version 52.10 (4); SEMCAD X Version 14.6.14 (7483)

Area Scan (101x181x1): Interpolated grid: dx=1.000 mm, dy=1.000 mm
Maximum value of SAR (interpolated) = 0.432 W/kg

Zoom Scan (7x7x7)/Cube 0: Measurement grid: dx=4mm, dy=4mm, dz=1.4mm
Reference Value = 10.12 V/m; Power Drift = 0.01 dB
Peak SAR (extrapolated) = 0.780 W/kg
SAR(1 g) = 0.184 W/kg; SAR(10 g) = 0.067 W/kg (SAR corrected for target medium)
Smallest distance from peaks to all points 3 dB below = 10 mm
Ratio of SAR at M2 to SAR at M1 = 60%
Maximum value of SAR (measured) = 0.435 W/kg

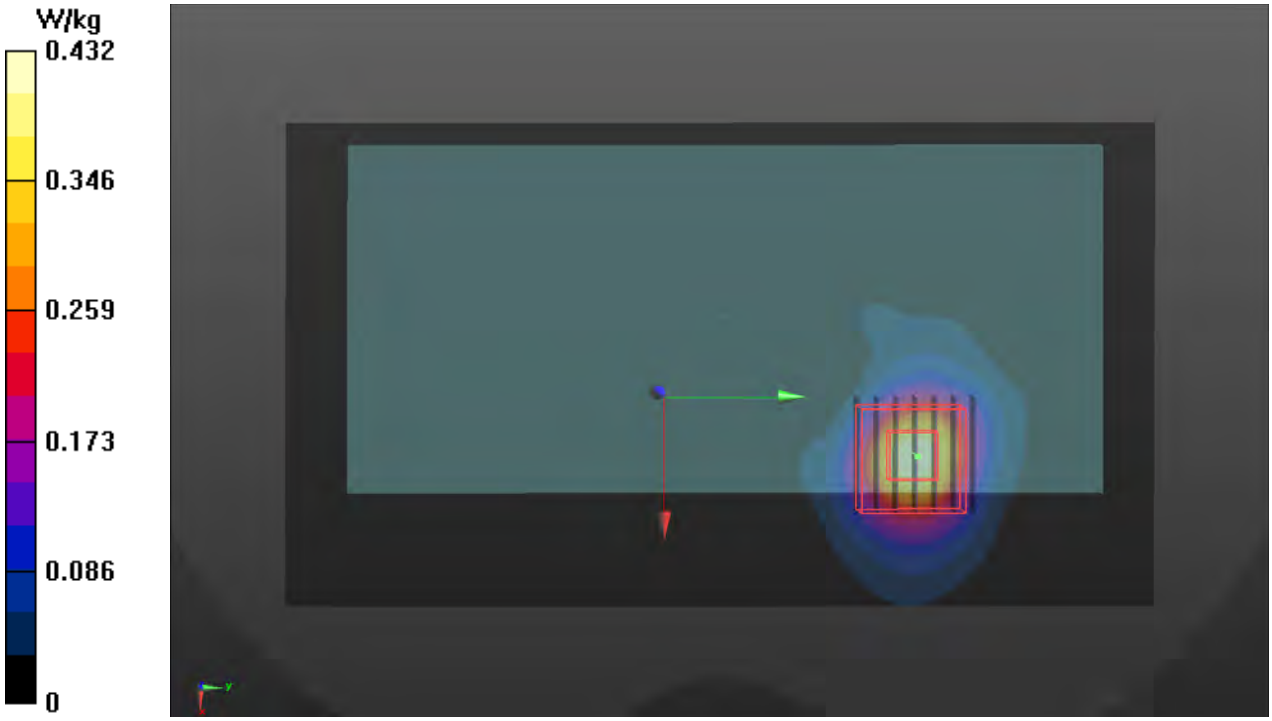

P58 BT_BDR_Rear Face_15mm_Ch39_Ant 0

DUT: WTW-P21050403

Communication System: UID 10032 - CAA, IEEE 802.15.1 Bluetooth (GFSK, DH5); Frequency: 2441 MHz;Duty Cycle: 1:1.29
Medium: H19T27N1_0705 Medium parameters used (interpolated): f = 2441 MHz; σ = 1.875 S/m; ε_r = 38.366; ρ = 1000 kg/m^3
Ambient Temperature：23.7 ℃; Liquid Temperature：23.3 ℃

DASY5 Configuration:
- Probe: EX3DV4 - SN7555; ConvF(7.59, 7.59, 7.59) @ 2441 MHz; Calibrated: 2020/09/28
- Sensor-Surface: 1.4mm (Mechanical Surface Detection)
- Electronics: DAE4 Sn1589; Calibrated: 2020/09/15
- Phantom: Twin-SAM V8.0_1988; Type: QD 000 P41 AA;
- Measurement SW: DASY52, Version 52.10 (4); SEMCAD X Version 14.6.14 (7483)

Area Scan (81x151x1): Interpolated grid: dx=1.200 mm, dy=1.200 mm
Maximum value of SAR (interpolated) = 0.0335 W/kg

Zoom Scan (7x7x7)/Cube 0: Measurement grid: dx=5mm, dy=5mm, dz=5mm
Reference Value = 4.340 V/m; Power Drift = -0.16 dB
Peak SAR (extrapolated) = 0.0620 W/kg
SAR(1 g) = 0.019 W/kg; SAR(10 g) = 0.00880 W/kg (SAR corrected for target medium)
Smallest distance from peaks to all points 3 dB below: Larger than measurement grid
Ratio of SAR at M2 to SAR at M1 = 44.5%
Maximum value of SAR (measured) = 0.0326 W/kg

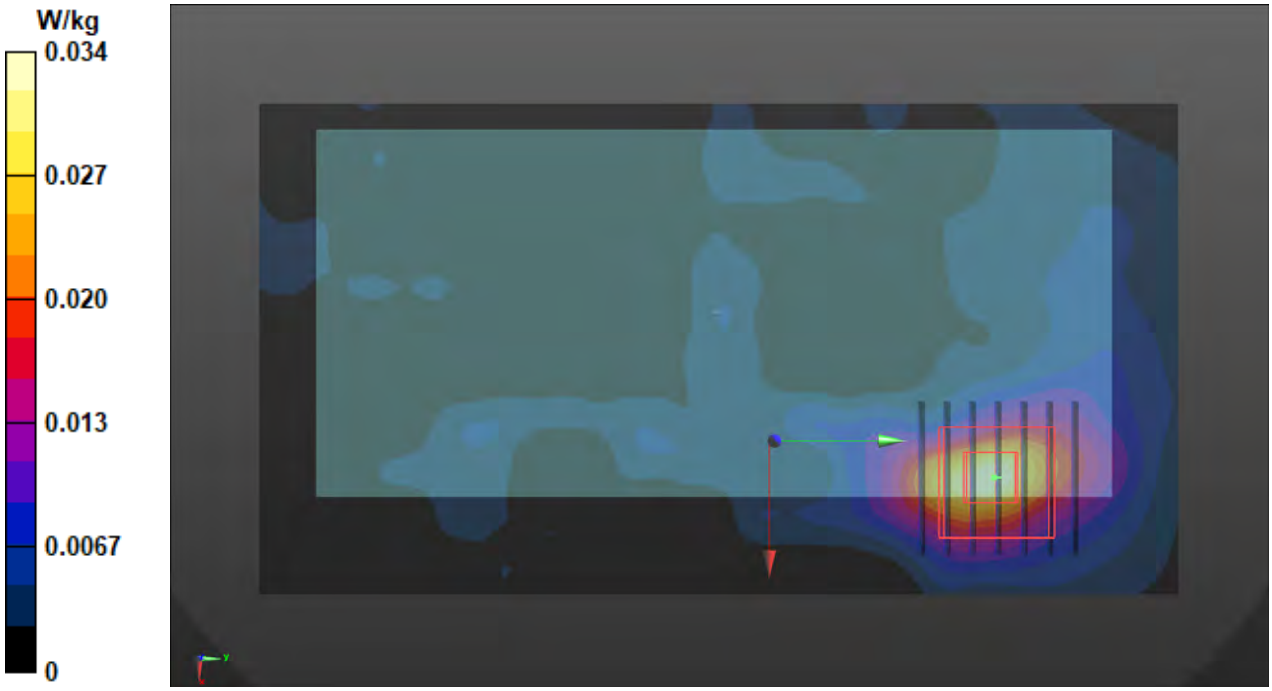

P59 GMS850_GPRS12_Rear Face_10mm_Ch251_Ant 0

DUT: WTW-P21050403

Communication System: UID 10028 - DAC, GPRS-FDD (TDMA, GMSK, TN 0-1-2-3);Frequency: 848.8 MHz;Duty Cycle: 1:2.27
Medium: H07T10N1_0626 Medium parameters used: f = 849 MHz; σ = 0.96 S/m; ε_r = 42.858; ρ = 1000 kg/m^3
Ambient Temperature：23.7 ℃; Liquid Temperature：23.3 ℃

DASY5 Configuration:
- Probe: EX3DV4 - SN7555; ConvF(9.69, 9.69, 9.69) @ 848.8 MHz; Calibrated: 2020/09/28
- Sensor-Surface: 1.4mm (Mechanical Surface Detection)
- Electronics: DAE4 Sn1589; Calibrated: 2020/09/15
- Phantom: Twin-SAM V8.0_1988; Type: QD 000 P41 AA;
- Measurement SW: DASY52, Version 52.10 (4); SEMCAD X Version 14.6.14 (7483)

Area Scan (71x141x1): Interpolated grid: dx=1.5000 mm, dy=1.500 mm
Maximum value of SAR (interpolated) = 0.405 W/kg

Zoom Scan (5x5x7)/Cube 0: Measurement grid: dx=8mm, dy=8mm, dz=5mm
Reference Value = 20.15 V/m; Power Drift = -0.04 dB
Peak SAR (extrapolated) = 0.488 W/kg
SAR(1 g) = 0.281 W/kg; SAR(10 g) = 0.183 W/kg (SAR corrected for target medium)
Smallest distance from peaks to all points 3 dB below = 17.2 mm
Ratio of SAR at M2 to SAR at M1 = 58.2%
Maximum value of SAR (measured) = 0.400 W/kg

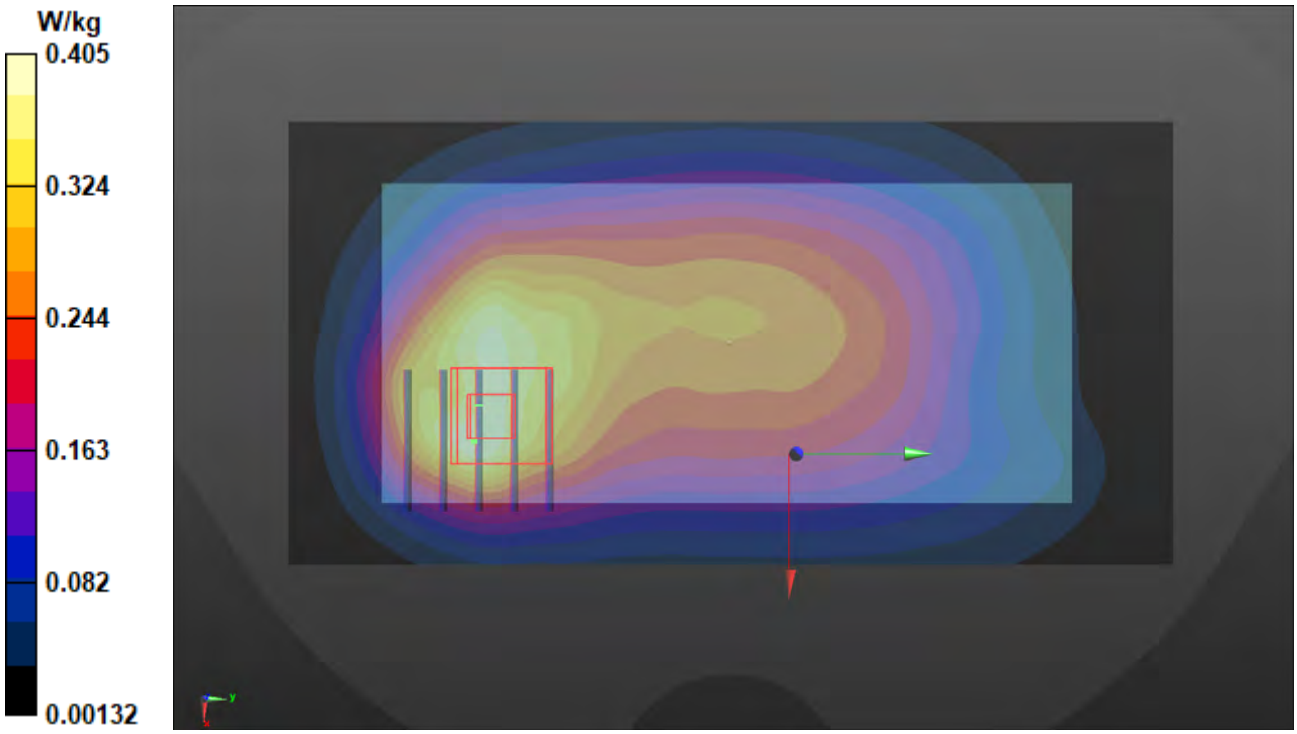

P60 GSM1900_GPRS12_Rear Face_10mm_Ch661_Ant 0

DUT: WTW-P21050403

Communication System: UID 10028 - DAC, GPRS-FDD (TDMA, GMSK, TN 0-1-2-3); Frequency: 1880 MHz;Duty Cycle: 1:2.27
Medium: H16T20N1_0627 Medium parameters used: f = 1880 MHz; σ = 1.433 S/m; ε_r = 39.374; ρ = 1000 kg/m^3
Ambient Temperature：23.7 ℃; Liquid Temperature：23.3 ℃

DASY5 Configuration:
- Probe: EX3DV4 - SN7555; ConvF(8.42, 8.42, 8.42) @ 1880 MHz; Calibrated: 2020/09/28
- Sensor-Surface: 1.4mm (Mechanical Surface Detection)
- Electronics: DAE4 Sn1589; Calibrated: 2020/09/15
- Phantom: Twin-SAM V8.0_1988; Type: QD 000 P41 AA;
- Measurement SW: DASY52, Version 52.10 (4); SEMCAD X Version 14.6.14 (7483)

Area Scan (71x141x1): Interpolated grid: dx=1.500 mm, dy=1.500 mm
Maximum value of SAR (interpolated) = 0.846 W/kg

Zoom Scan (5x5x7)/Cube 0: Measurement grid: dx=8mm, dy=8mm, dz=5mm
Reference Value = 18.96 V/m; Power Drift = -0.11 dB
Peak SAR (extrapolated) = 1.23 W/kg
SAR(1 g) = 0.609 W/kg; SAR(10 g) = 0.301 W/kg (SAR corrected for target medium)
Smallest distance from peaks to all points 3 dB below = 9.6 mm
Ratio of SAR at M2 to SAR at M1 = 50.1%
Maximum value of SAR (measured) = 1.00 W/kg

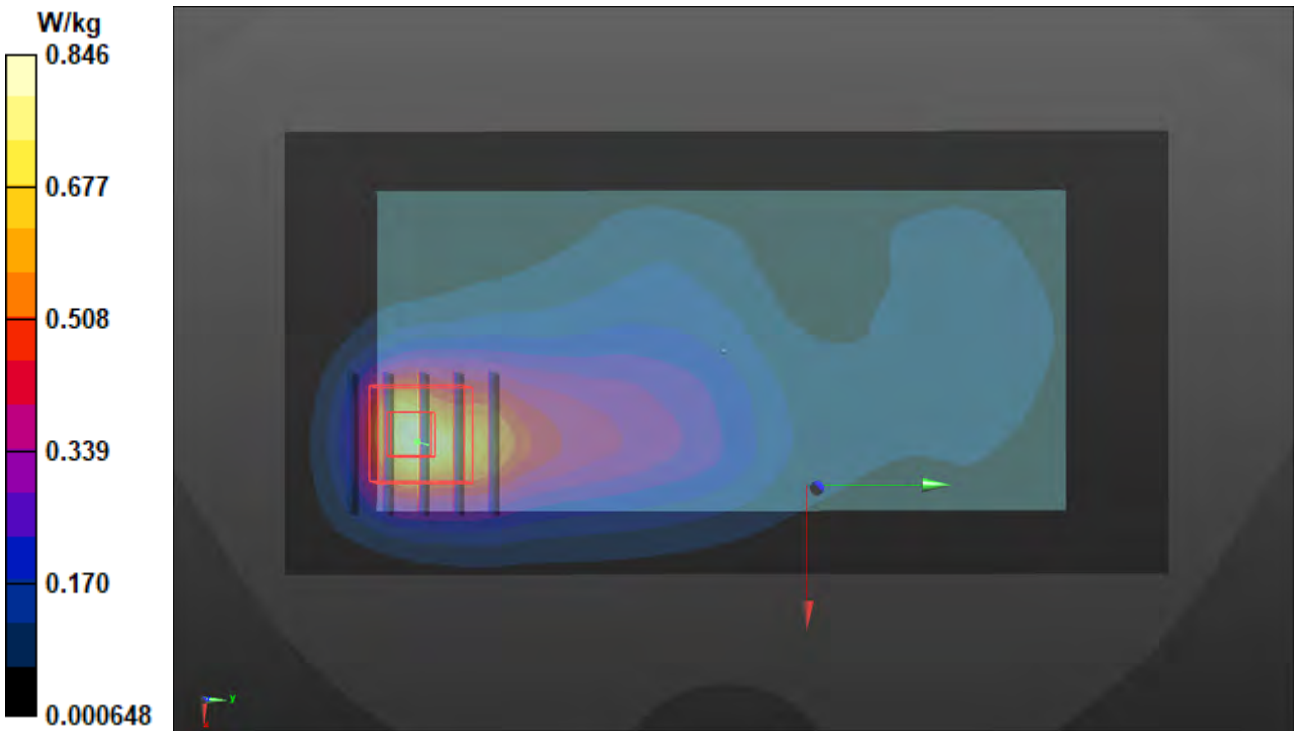

P61 WCDMA II_RMC12.2K_Rear Face_10mm_Ch9262_Ant 0

DUT: WTW-P21050403

Communication System: UID 10011 - CAB, UMTS-FDD (WCDMA); Frequency: 1852.4 MHz;Duty Cycle: 1:1.95
Medium: H16T20N1_0627 Medium parameters used (interpolated): f = 1852.4 MHz; σ = 1.412 S/m; ε_r = 39.486; ρ = 1000 kg/m^3
Ambient Temperature：23.7 ℃; Liquid Temperature：23.3 ℃

DASY5 Configuration:
- Probe: EX3DV4 - SN7555; ConvF(8.42, 8.42, 8.42) @ 1852.4 MHz; Calibrated: 2020/09/28
- Sensor-Surface: 1.4mm (Mechanical Surface Detection)
- Electronics: DAE4 Sn1589; Calibrated: 2020/09/15
- Phantom: Twin-SAM V8.0_1988; Type: QD 000 P41 AA;
- Measurement SW: DASY52, Version 52.10 (4); SEMCAD X Version 14.6.14 (7483)

Area Scan (71x141x1): Interpolated grid: dx=1.500 mm, dy=1.500 mm
Maximum value of SAR (interpolated) = 1.47 W/kg

Zoom Scan (5x5x7)/Cube 0: Measurement grid: dx=8mm, dy=8mm, dz=5mm
Reference Value = 29.51 V/m; Power Drift = -0.05 dB
Peak SAR (extrapolated) = 1.80 W/kg
SAR(1 g) = 0.915 W/kg; SAR(10 g) = 0.459 W/kg (SAR corrected for target medium)
Smallest distance from peaks to all points 3 dB below = 9.6 mm
Ratio of SAR at M2 to SAR at M1 = 51.9%
Maximum value of SAR (measured) = 1.47 W/kg

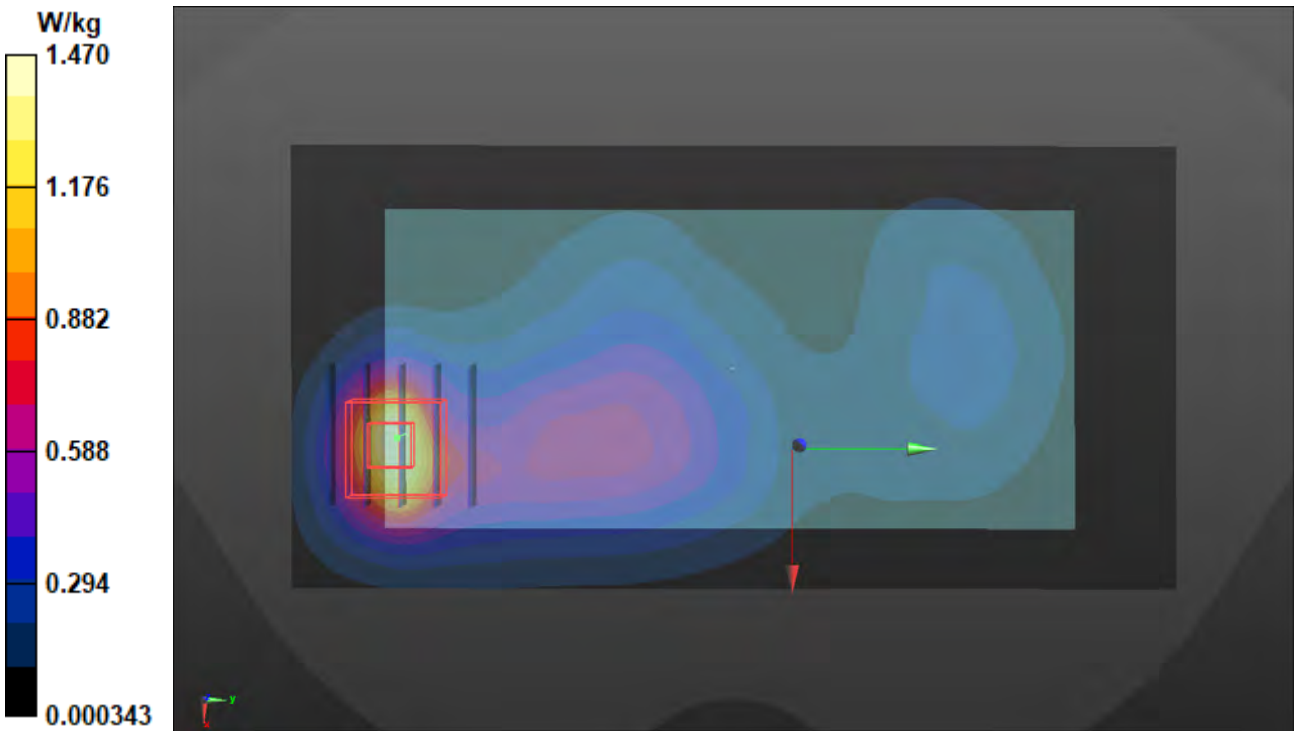

P62 WCDMA V_RMC12.2K_Rear Face_10mm_Ch4182_Ant 0

DUT: WTW-P21050403

Communication System: UID 10011 - CAB, UMTS-FDD (WCDMA); Frequency: 836.4 MHz;Duty Cycle: 1:1.95
Medium: H07T10N1_0626 Medium parameters used (interpolated): f = 836.4 MHz; σ = 0.947 S/m; ε_r = 43.009; ρ = 1000 kg/m^3
Ambient Temperature：23.7 ℃; Liquid Temperature：23.3 ℃

DASY5 Configuration:
- Probe: EX3DV4 - SN7555; ConvF(9.69, 9.69, 9.69) @ 836.4 MHz; Calibrated: 2020/09/28
- Sensor-Surface: 1.4mm (Mechanical Surface Detection)
- Electronics: DAE4 Sn1589; Calibrated: 2020/09/15
- Phantom: Twin-SAM V8.0_1988; Type: QD 000 P41 AA;
- Measurement SW: DASY52, Version 52.10 (4); SEMCAD X Version 14.6.14 (7483)

Area Scan (71x141x1): Interpolated grid: dx=1.500 mm, dy=1.500 mm
Maximum value of SAR (interpolated) = 0.442 W/kg

Zoom Scan (5x5x7)/Cube 0: Measurement grid: dx=8mm, dy=8mm, dz=5mm
Reference Value = 21.53 V/m; Power Drift = -0.03 dB
Peak SAR (extrapolated) = 0.546 W/kg
SAR(1 g) = 0.306 W/kg; SAR(10 g) = 0.207 W/kg (SAR corrected for target medium)
Smallest distance from peaks to all points 3 dB below = 32.2 mm
Ratio of SAR at M2 to SAR at M1 = 57.4%
Maximum value of SAR (measured) = 0.452 W/kg

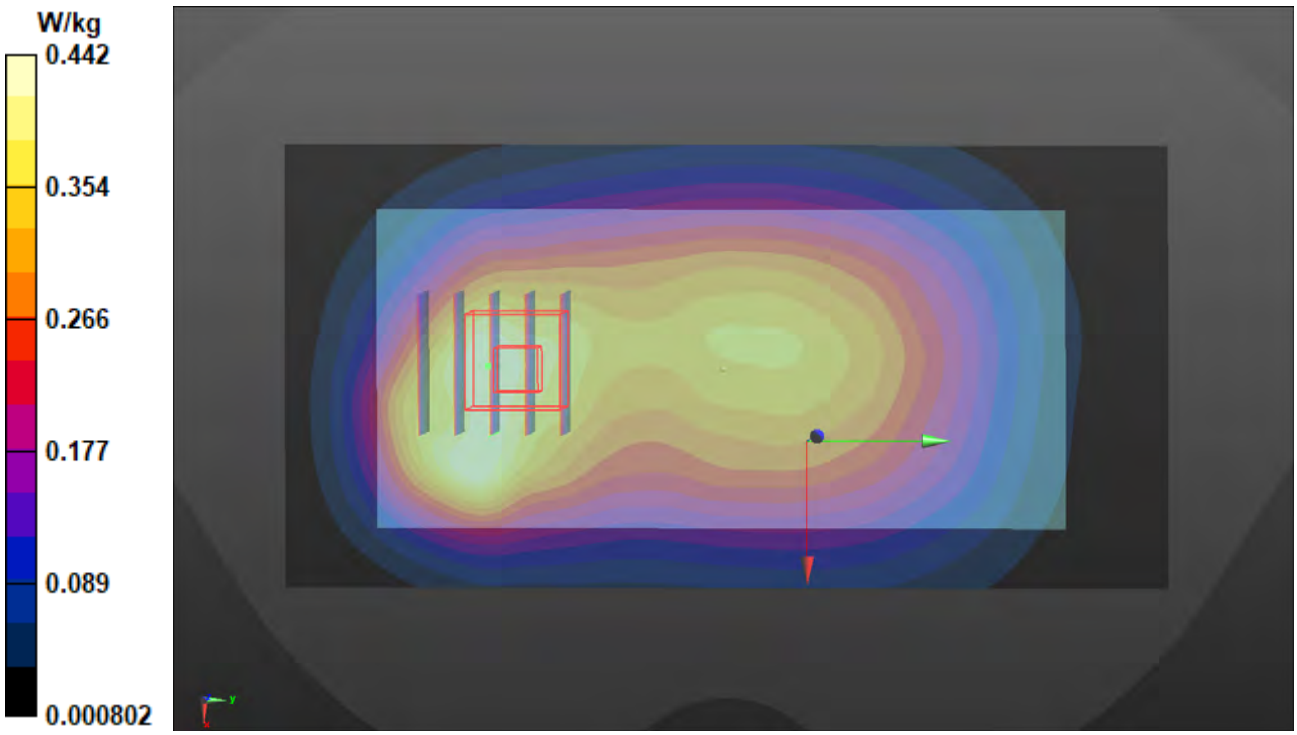

P63 LTE 2_QPSK20M_Rear Face_10mm_Ch18700_1RB_OS0_Ant 0

DUT: WTW-P21050403

Communication System: UID 10169 - CAE, LTE-FDD (SC-FDMA, 1 RB, 20 MHz, QPSK);
Frequency: 1860 MHz;Duty Cycle: 1:3.74
Medium: H16T20N1_0627 Medium parameters used: f = 1860 MHz; σ = 1.418 S/m; ε_r = 39.454; ρ = 1000 kg/m^3
Ambient Temperature：23.7 ℃; Liquid Temperature：23.3 ℃

DASY5 Configuration:
- Probe: EX3DV4 - SN7555; ConvF(8.42, 8.42, 8.42) @ 1860 MHz; Calibrated: 2020/09/28
- Sensor-Surface: 1.4mm (Mechanical Surface Detection)
- Electronics: DAE4 Sn1589; Calibrated: 2020/09/15
- Phantom: Twin-SAM V8.0_1988; Type: QD 000 P41 AA;
- Measurement SW: DASY52, Version 52.10 (4); SEMCAD X Version 14.6.14 (7483)

Area Scan (71x141x1): Interpolated grid: dx=1.500 mm, dy=1.500 mm
Maximum value of SAR (interpolated) = 2.03 W/kg

Zoom Scan (5x5x7)/Cube 0: Measurement grid: dx=8mm, dy=8mm, dz=5mm
Reference Value = 31.38 V/m; Power Drift = -0.06 dB
Peak SAR (extrapolated) = 2.40 W/kg
SAR(1 g) = 1.11 W/kg; SAR(10 g) = 0.569 W/kg (SAR corrected for target medium)
Smallest distance from peaks to all points 3 dB below = 9.6 mm
Ratio of SAR at M2 to SAR at M1 = 49.1%
Maximum value of SAR (measured) = 1.87 W/kg

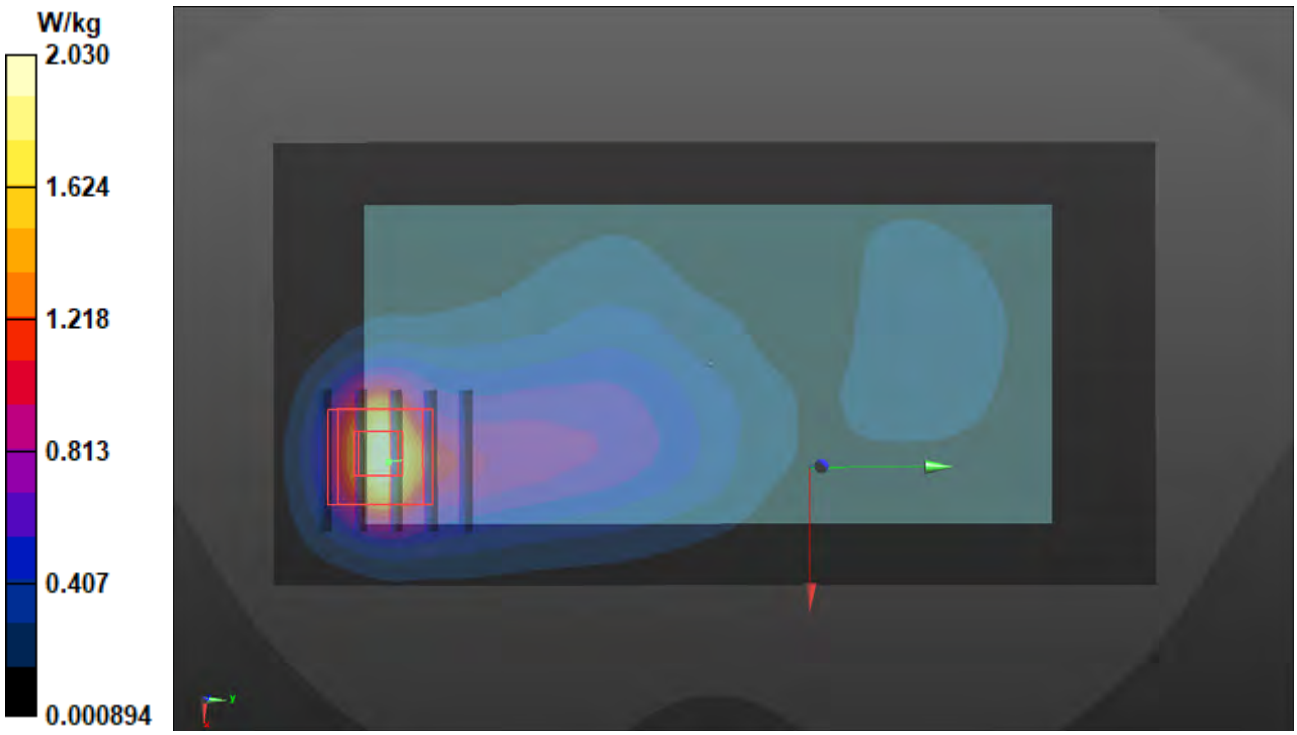

P64 LTE 2_QPSK20M_Bottom Side_10mm_Ch18900_1RB_OS0_Ant 1

DUT: WTW-P21050403

Communication System: UID 10169 - CAE, LTE-FDD (SC-FDMA, 1 RB, 20 MHz, QPSK);
Frequency: 1880 MHz;Duty Cycle: 1:3.74
Medium: H16T20N1_0628 Medium parameters used: f = 1880 MHz; σ = 1.438 S/m; ε_r = 39.656; ρ = 1000 kg/m^3
Ambient Temperature：23.3 ℃ ; Liquid Temperature：23.1 ℃

DASY5 Configuration:
- Probe: EX3DV4 - SN7537; ConvF(8.27, 8.27, 8.27) @ 1880 MHz; Calibrated: 2021/04/26
- Sensor-Surface: 1.4mm (Mechanical Surface Detection)
- Electronics: DAE3 Sn528; Calibrated: 2021/03/23
- Phantom: SAM Phantom_1987; Type: QD 000 P41 AA;
- Measurement SW: DASY52, Version 52.10 (4); SEMCAD X Version 14.6.14 (7483)

Area Scan (31x71x1): Interpolated grid: dx=1.500 mm, dy=1.500 mm
Maximum value of SAR (interpolated) = 0.764 W/kg

Zoom Scan (5x5x7)/Cube 0: Measurement grid: dx=8mm, dy=8mm, dz=5mm
Reference Value = 23.10 V/m; Power Drift = -0.11 dB
Peak SAR (extrapolated) = 0.882 W/kg
SAR(1 g) = 0.507 W/kg; SAR(10 g) = 0.296 W/kg (SAR corrected for target medium)
Smallest distance from peaks to all points 3 dB below = 14.3 mm
Ratio of SAR at M2 to SAR at M1 = 59%
Maximum value of SAR (measured) = 0.740 W/kg

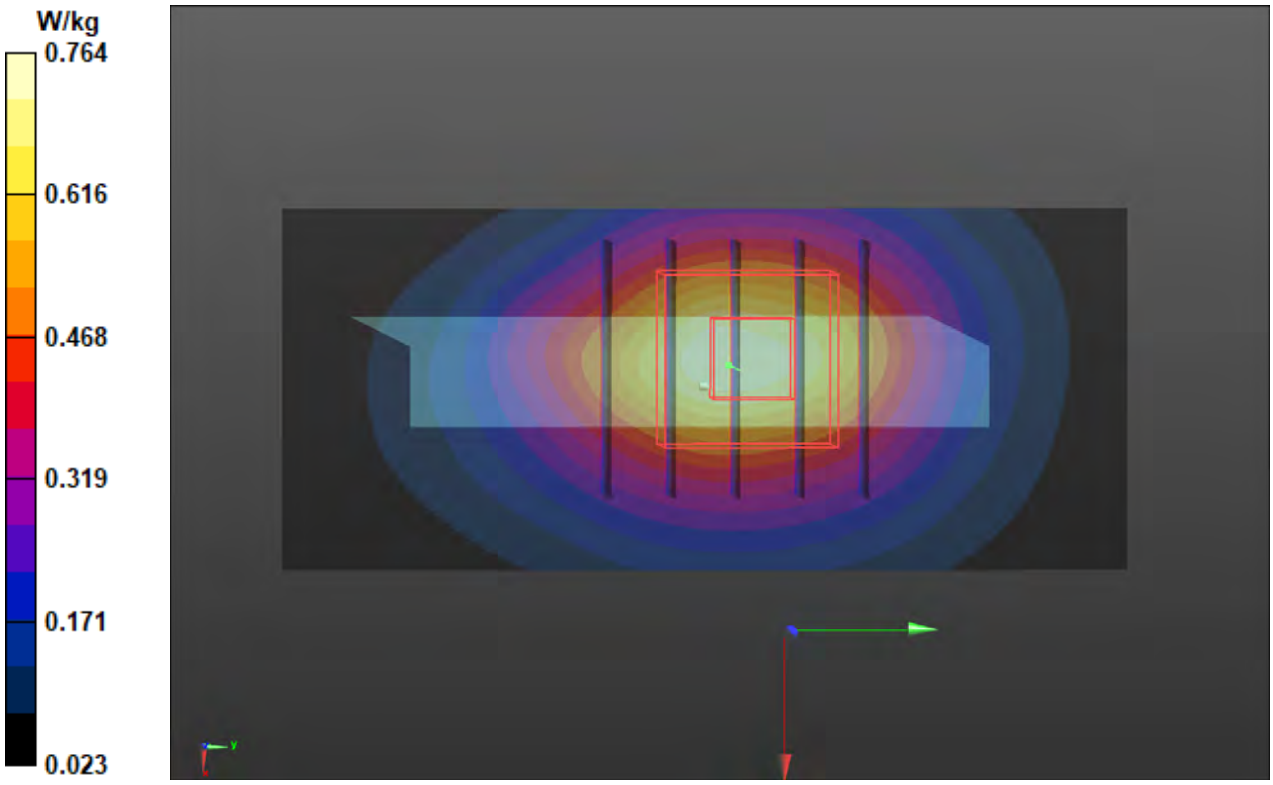

P65 LTE 4_QPSK20M_Rear Face_10mm_Ch20300_1RB_OS0_Ant 0

DUT: WTW-P21050403

Communication System: UID 10169 - CAE, LTE-FDD (SC-FDMA, 1 RB, 20 MHz, QPSK);
Frequency: 1745 MHz;Duty Cycle: 1:3.74
Medium: H16T20N1_0629 Medium parameters used (interpolated): f = 1745 MHz; σ = 1.322 S/m; ε_r = 40.159; ρ = 1000 kg/m^3
Ambient Temperature：23.3 °C ; Liquid Temperature：23.1 °C

DASY5 Configuration:
- Probe: EX3DV4 - SN7537; ConvF(8.55, 8.55, 8.55) @ 1745 MHz; Calibrated: 2021/04/26
- Sensor-Surface: 1.4mm (Mechanical Surface Detection)
- Electronics: DAE3 Sn528; Calibrated: 2021/03/23
- Phantom: SAM Phantom_1987; Type: QD 000 P41 AA;
- Measurement SW: DASY52, Version 52.10 (4); SEMCAD X Version 14.6.14 (7483)

Area Scan (61x131x1): Interpolated grid: dx=1.500 mm, dy=1.500 mm
Maximum value of SAR (interpolated) = 1.24 W/kg

Zoom Scan (5x5x7)/Cube 0: Measurement grid: dx=8mm, dy=8mm, dz=5mm
Reference Value = 27.44 V/m; Power Drift = -0.01 dB
Peak SAR (extrapolated) = 1.72 W/kg
SAR(1 g) = 0.892 W/kg; SAR(10 g) = 0.454 W/kg (SAR corrected for target medium)
Smallest distance from peaks to all points 3 dB below = 9.3 mm
Ratio of SAR at M2 to SAR at M1 = 54.9%.
Maximum value of SAR (measured) = 1.35 W/kg

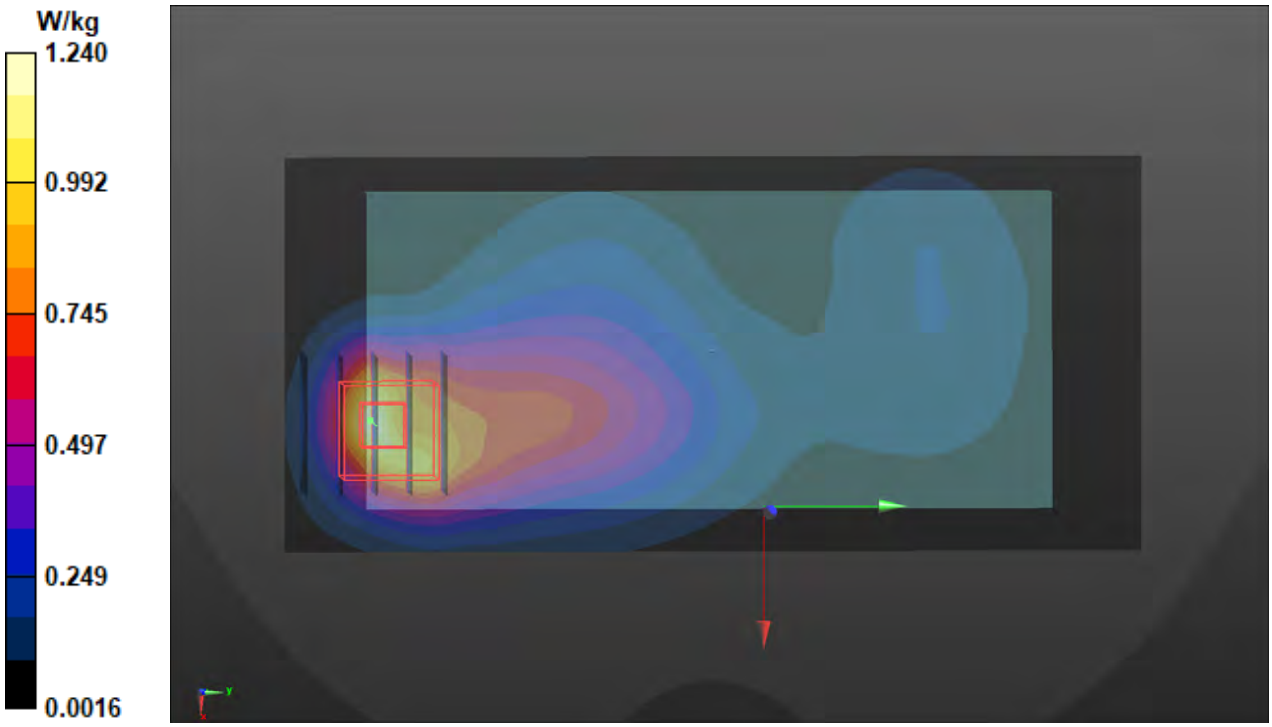

P66 LTE 4_QPSK20M_Bottom Side_10mm_Ch20175_1RB_OS0_Ant 1

DUT: WTW-P21050403

Communication System: UID 10169 - CAE, LTE-FDD (SC-FDMA, 1 RB, 20 MHz, QPSK);
Frequency: 1732.5 MHz;Duty Cycle: 1:3.74
Medium: H16T20N1_0628 Medium parameters used: f = 1733 MHz; σ = 1.311 S/m; ε_r = 40.211; ρ = 1000 kg/m^3
Ambient Temperature：23.3 ℃ ; Liquid Temperature：23.1 ℃

DASY5 Configuration:
- Probe: EX3DV4 - SN7537; ConvF(8.55, 8.55, 8.55) @ 1732.5 MHz; Calibrated: 2021/04/26
- Sensor-Surface: 1.4mm (Mechanical Surface Detection)
- Electronics: DAE3 Sn528; Calibrated: 2021/03/23
- Phantom: SAM Phantom_1987; Type: QD 000 P41 AA;
- Measurement SW: DASY52, Version 52.10 (4); SEMCAD X Version 14.6.14 (7483)

Area Scan (31x71x1): Interpolated grid: dx=1.500 mm, dy=1.500 mm
Maximum value of SAR (interpolated) = 0.675 W/kg

Zoom Scan (5x5x7)/Cube 0: Measurement grid: dx=8mm, dy=8mm, dz=5mm
Reference Value = 21.50 V/m; Power Drift = 0.02 dB
Peak SAR (extrapolated) = 0.755 W/kg
SAR(1 g) = 0.459 W/kg; SAR(10 g) = 0.271 W/kg (SAR corrected for target medium)
Smallest distance from peaks to all points 3 dB below = 16 mm
Ratio of SAR at M2 to SAR at M1 = 59.7%
Maximum value of SAR (measured) = 0.641 W/kg

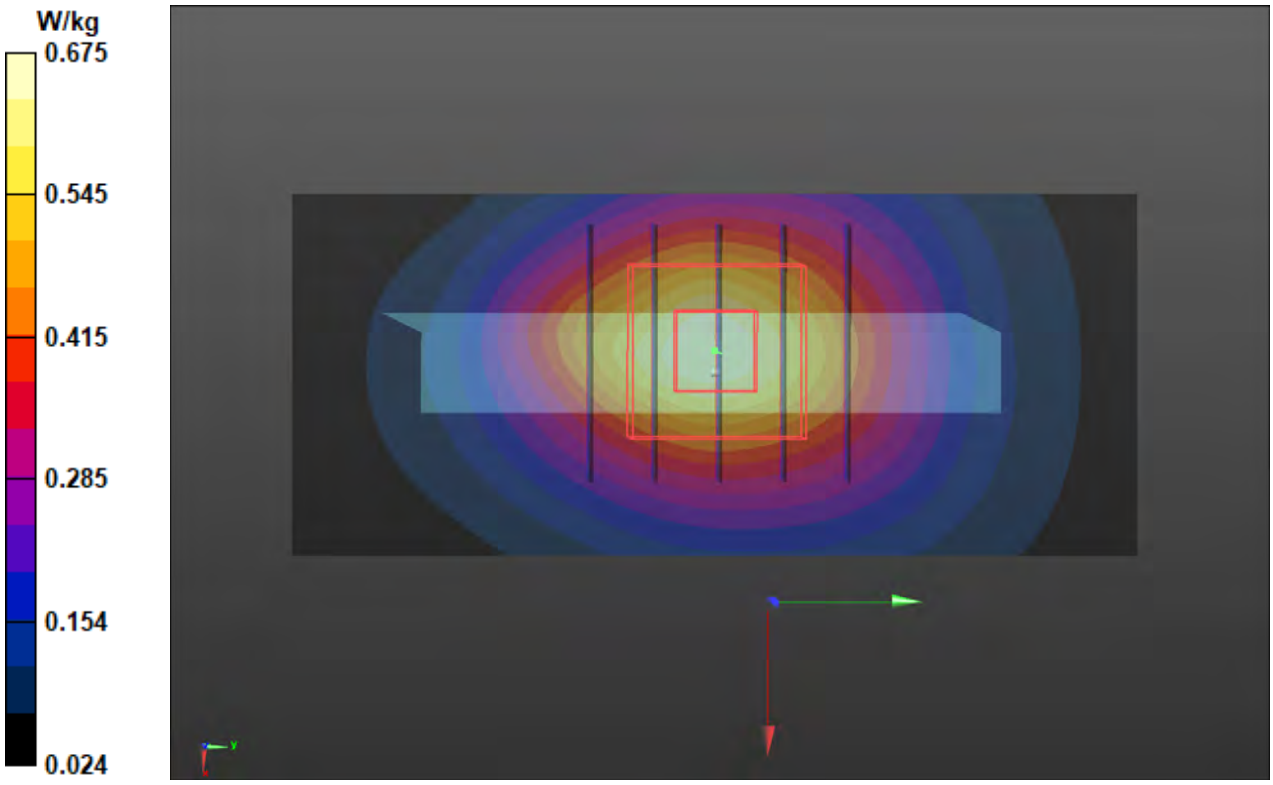

P67 LTE 5_QPSK10M_Rear Face_10mm_Ch20525_1RB_OS0_Ant 0

DUT: WTW-P21050403

Communication System: UID 10175 - CAG, LTE-FDD (SC-FDMA, 1 RB, 10 MHz, QPSK);
Frequency: 836.5 MHz;Duty Cycle: 1:3.74
Medium: H07T10N1_0626 Medium parameters used (interpolated): f = 836.5 MHz; σ = 0.947 S/m; ε_r = 43.008; ρ = 1000 kg/m^3
Ambient Temperature：23.7 ℃; Liquid Temperature：23.3 ℃

DASY5 Configuration:
- Probe: EX3DV4 - SN7555; ConvF(9.69, 9.69, 9.69) @ 836.5 MHz; Calibrated: 2020/09/28
- Sensor-Surface: 1.4mm (Mechanical Surface Detection)
- Electronics: DAE4 Sn1589; Calibrated: 2020/09/15
- Phantom: Twin-SAM V8.0_1988; Type: QD 000 P41 AA;
- Measurement SW: DASY52, Version 52.10 (4); SEMCAD X Version 14.6.14 (7483)

Area Scan (71x141x1): Interpolated grid: dx=1.500 mm, dy=1.500 mm
Maximum value of SAR (interpolated) = 0.445 W/kg

Zoom Scan (5x5x7)/Cube 0: Measurement grid: dx=8mm, dy=8mm, dz=5mm
Reference Value = 21.14 V/m; Power Drift = -0.03 dB
Peak SAR (extrapolated) = 0.552 W/kg
SAR(1 g) = 0.301 W/kg; SAR(10 g) = 0.189 W/kg (SAR corrected for target medium)
Smallest distance from peaks to all points 3 dB below = 16.1 mm
Ratio of SAR at M2 to SAR at M1 = 55.8%
Maximum value of SAR (measured) = 0.446 W/kg

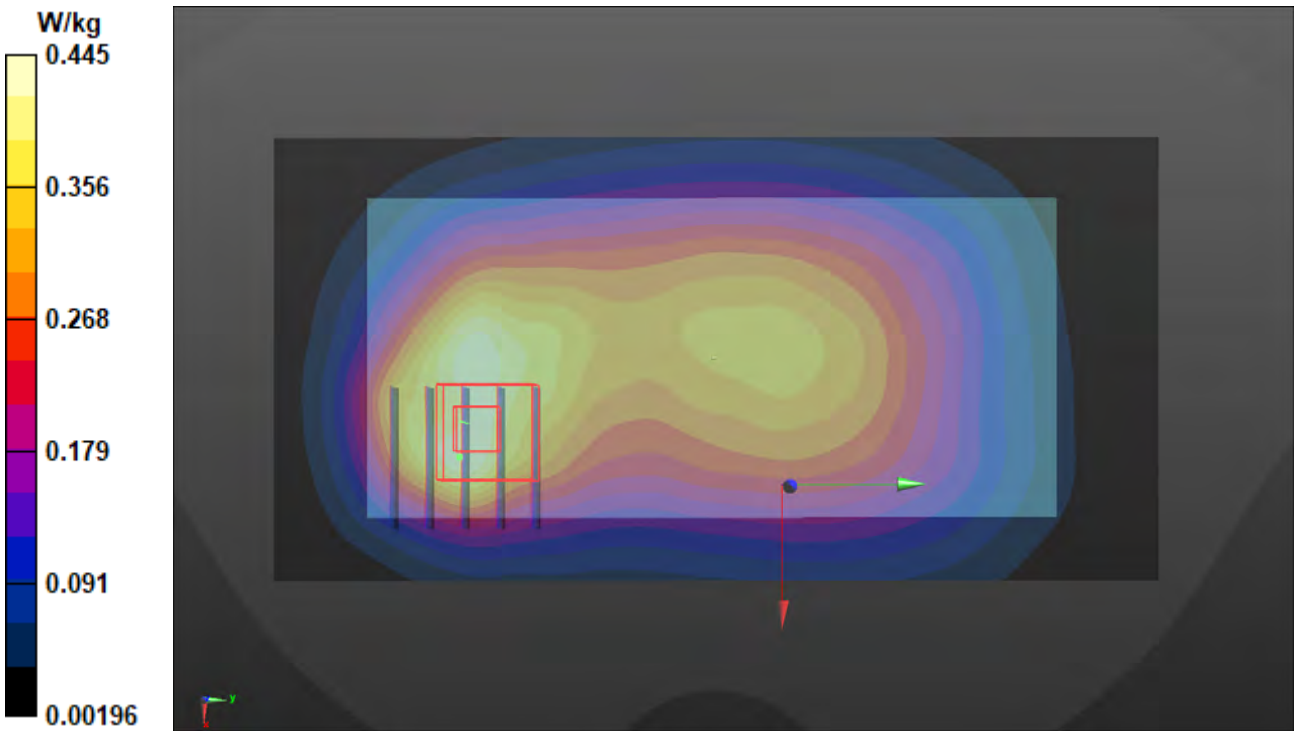

P68 LTE 7_QPSK20M_Rear Face_10mm_Ch21100_1RB_OS0_Ant 0

DUT: WTW-P21050403

Communication System: UID 10169 - CAE, LTE-FDD (SC-FDMA, 1 RB, 20 MHz, QPSK);
Frequency: 2535 MHz;Duty Cycle: 1:3.74
Medium: H19T27N1_0626 Medium parameters used (interpolated): f = 2535 MHz; σ = 1.958 S/m; ε_r = 38.044; ρ = 1000 kg/m^3
Ambient Temperature：23.7 ℃; Liquid Temperature：23.3 ℃

DASY5 Configuration:
- Probe: EX3DV4 - SN7555; ConvF(7.36, 7.36, 7.36) @ 2535 MHz; Calibrated: 2020/09/28
- Sensor-Surface: 1.4mm (Mechanical Surface Detection)
- Electronics: DAE4 Sn1589; Calibrated: 2020/09/15
- Phantom: Twin-SAM V8.0_1988; Type: QD 000 P41 AA;
- Measurement SW: DASY52, Version 52.10 (4); SEMCAD X Version 14.6.14 (7483)

Area Scan (91x181x1): Interpolated grid: dx=1.200 mm, dy=1.200 mm
Maximum value of SAR (interpolated) = 0.299 W/kg

Zoom Scan (7x7x7)/Cube 0: Measurement grid: dx=5mm, dy=5mm, dz=5mm
Reference Value = 12.91 V/m; Power Drift = -0.13 dB
Peak SAR (extrapolated) = 1.21 W/kg
SAR(1 g) = 0.546 W/kg; SAR(10 g) = 0.243 W/kg (SAR corrected for target medium)
Smallest distance from peaks to all points 3 dB below = 8.1 mm
Ratio of SAR at M2 to SAR at M1 = 47.2%
Maximum value of SAR (measured) = 0.920 W/kg

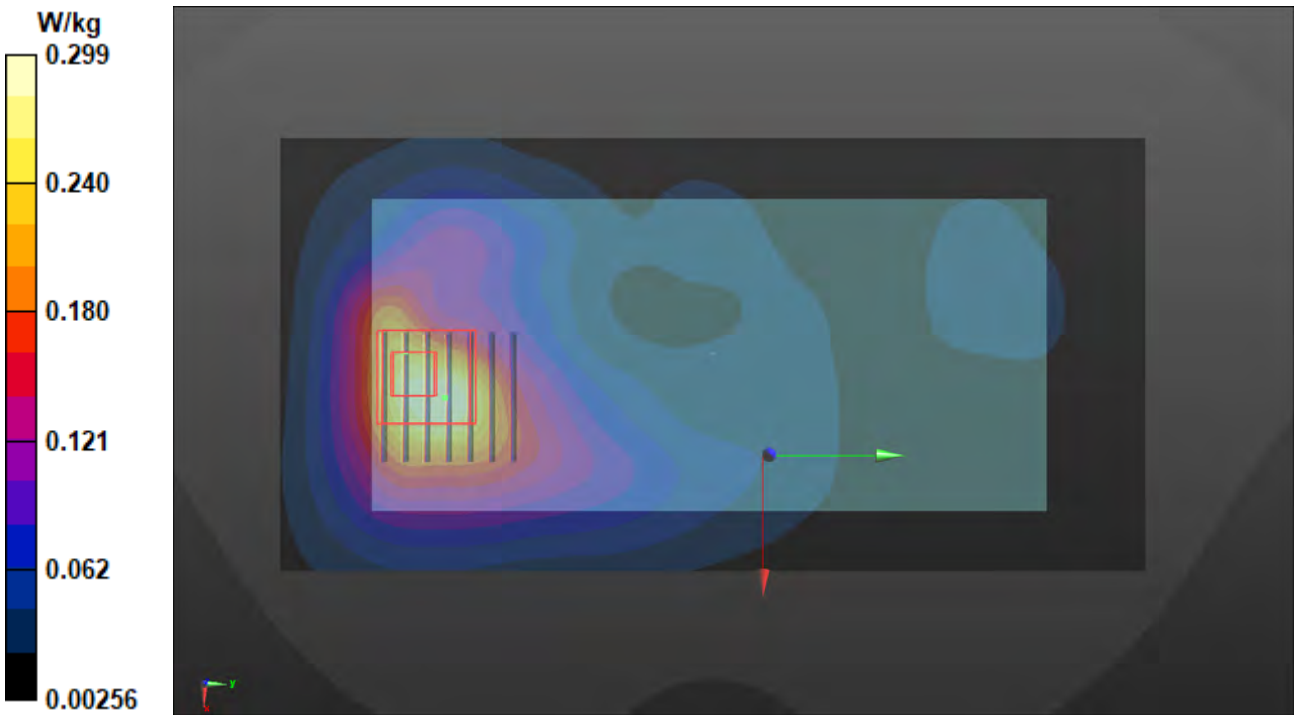

P69 LTE 12_QPSK10M_Rear Face_10mm_Ch23130_1RB_OS0_Ant 0

DUT: WTW-P21050403

Communication System: UID 10175 - CAG, LTE-FDD (SC-FDMA, 1 RB, 10 MHz, QPSK);
Frequency: 711 MHz;Duty Cycle: 1:3.74
Medium: H06T09N1_0626 Medium parameters used: f = 711 MHz; σ = 0.85 S/m; ε_r = 43.96; ρ = 1000 kg/m^3
Ambient Temperature：23.7 ℃; Liquid Temperature：23.3 ℃

DASY5 Configuration:
- Probe: EX3DV4 - SN7555; ConvF(10, 10, 10) @ 711 MHz; Calibrated: 2020/09/28
- Sensor-Surface: 1.4mm (Mechanical Surface Detection)
- Electronics: DAE4 Sn1589; Calibrated: 2020/09/15
- Phantom: Twin-SAM V8.0_1988; Type: QD 000 P41 AA;
- Measurement SW: DASY52, Version 52.10 (4); SEMCAD X Version 14.6.14 (7483)

Area Scan (71x141x1): Interpolated grid: dx=1.500 mm, dy=1.500 mm
Maximum value of SAR (interpolated) = 0.283 W/kg

Zoom Scan (5x5x7)/Cube 0: Measurement grid: dx=8mm, dy=8mm, dz=5mm
Reference Value = 18.61 V/m; Power Drift = 0.14 dB
Peak SAR (extrapolated) = 0.339 W/kg
SAR(1 g) = 0.219 W/kg; SAR(10 g) = 0.137 W/kg (SAR corrected for target medium)
Smallest distance from peaks to all points 3 dB below = 24.8 mm
Ratio of SAR at M2 to SAR at M1 = 61.2%
Maximum value of SAR (measured) = 0.285 W/kg

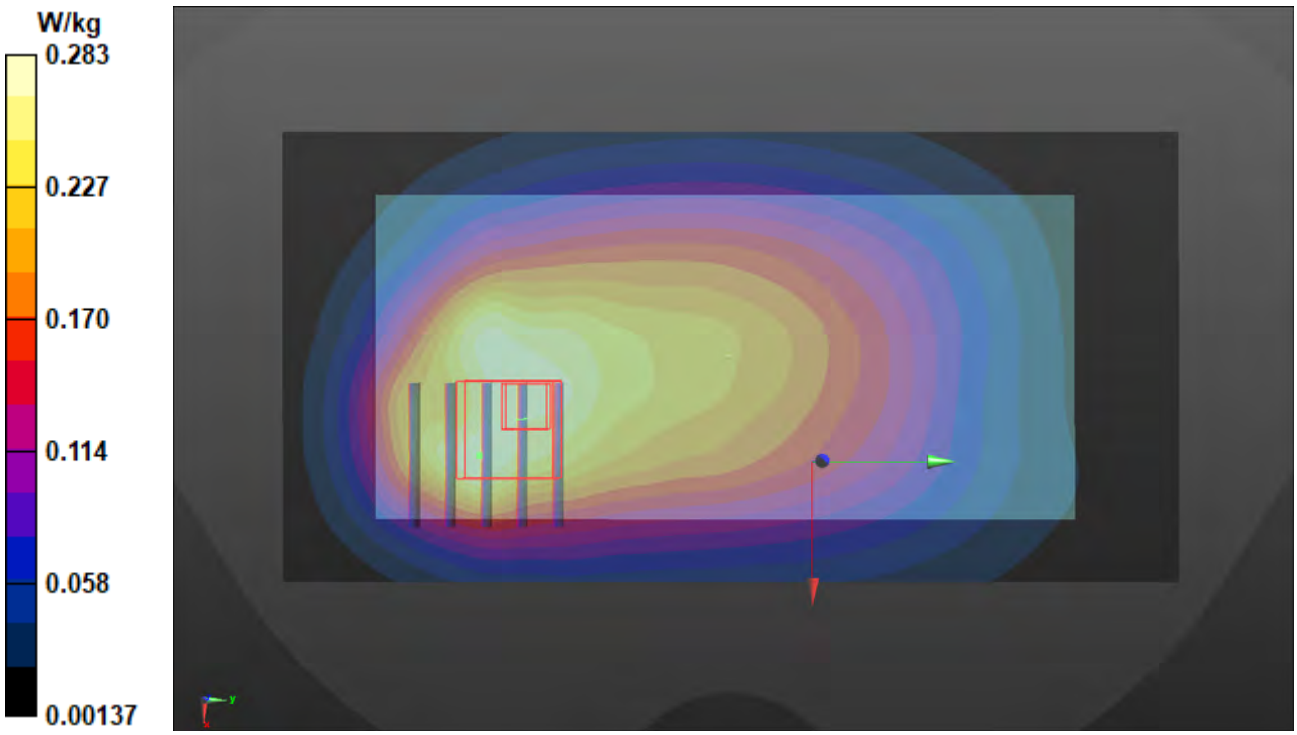

P70 LTE 13_QPSK10M_Rear Face_10mm_Ch23230_1RB_OS24_Ant 0

DUT: WTW-P21050403

Communication System: UID 10175 - CAG, LTE-FDD (SC-FDMA, 1 RB, 10 MHz, QPSK);
Frequency: 782 MHz;Duty Cycle: 1:3.74
Medium: H06T09N1_0626 Medium parameters used: f = 782 MHz; σ = 0.918 S/m; ε_r = 43.053; ρ = 1000 kg/m^3
Ambient Temperature：23.7 ℃; Liquid Temperature：23.3 ℃

DASY5 Configuration:
- Probe: EX3DV4 - SN7555; ConvF(10, 10, 10) @ 782 MHz; Calibrated: 2020/09/28
- Sensor-Surface: 1.4mm (Mechanical Surface Detection)
- Electronics: DAE4 Sn1589; Calibrated: 2020/09/15
- Phantom: Twin-SAM V8.0_1988; Type: QD 000 P41 AA;
- Measurement SW: DASY52, Version 52.10 (4); SEMCAD X Version 14.6.14 (7483)

Area Scan (71x141x1): Interpolated grid: dx=1.500 mm, dy=1.500 mm
Maximum value of SAR (interpolated) = 0.447 W/kg

Zoom Scan (5x5x7)/Cube 0: Measurement grid: dx=8mm, dy=8mm, dz=5mm
Reference Value = 21.75 V/m; Power Drift = -0.01 dB
Peak SAR (extrapolated) = 0.507 W/kg
SAR(1 g) = 0.324 W/kg; SAR(10 g) = 0.222 W/kg (SAR corrected for target medium)
Smallest distance from peaks to all points 3 dB below = 27.5 mm
Ratio of SAR at M2 to SAR at M1 = 64.4%
Maximum value of SAR (measured) = 0.433 W/kg

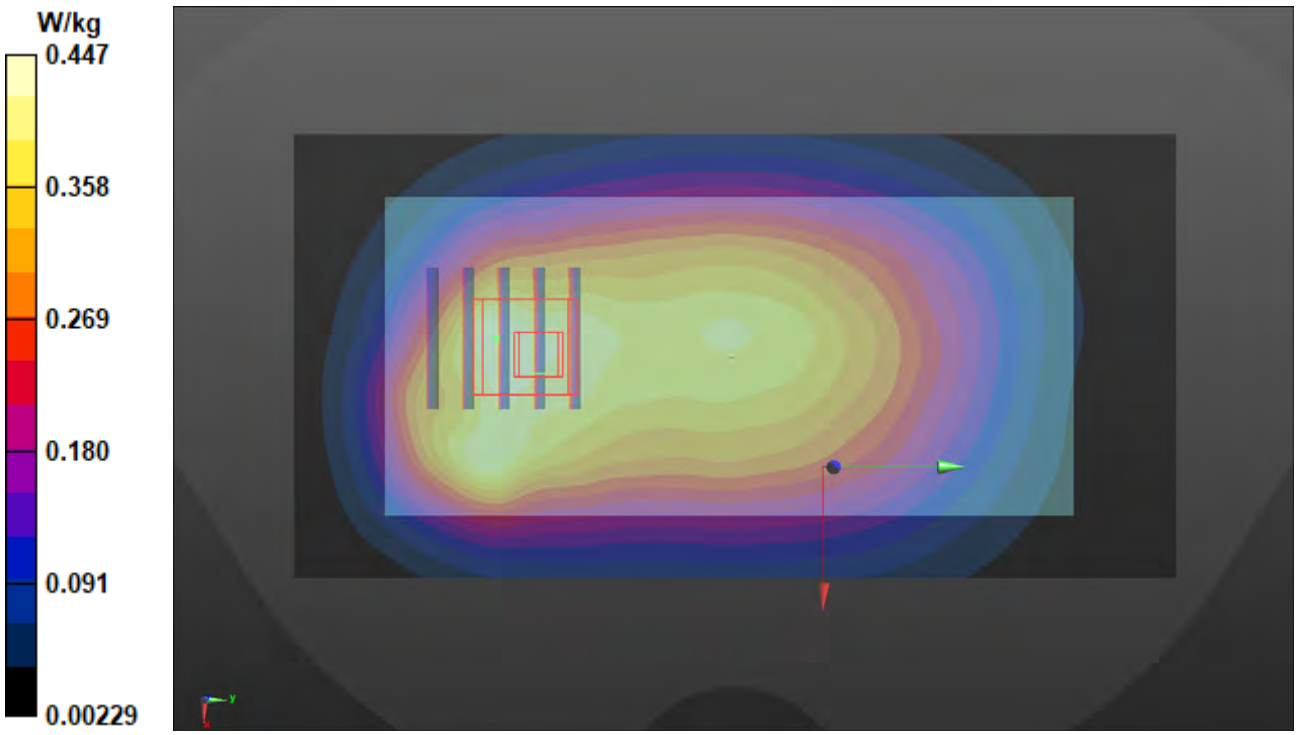

P71 LTE 48_QPSK20M_Rear Face_10mm_Ch56640_1RB_OS0_Ant 1

DUT: WTW-P21050403

Communication System: UID 10172 - CAG, LTE-TDD (SC-FDMA, 1 RB, 20 MHz, QPSK);
Frequency: 3690 MHz;Duty Cycle: 1:8.33
Medium: H34T38N1_0629 Medium parameters used (interpolated): f = 3690 MHz; σ = 3.041 S/m; ε_r = 38.463; ρ = 1000 kg/m^3
Ambient Temperature：23.3 ℃ ; Liquid Temperature：23.1 ℃

DASY5 Configuration:
- Probe: EX3DV4 - SN7537; ConvF(6.55, 6.55, 6.55) @ 3690 MHz; Calibrated: 2021/04/26
- Sensor-Surface: 1.4mm (Mechanical Surface Detection)
- Electronics: DAE3 Sn528; Calibrated: 2021/03/23
- Phantom: SAM Phantom_1987; Type: QD 000 P41 AA;
- Measurement SW: DASY52, Version 52.10 (4); SEMCAD X Version 14.6.14 (7483)

Area Scan (81x141x1): Interpolated grid: dx=1.500 mm, dy=1.500 mm
Maximum value of SAR (interpolated) = 0.821 W/kg

Zoom Scan (7x7x7)/Cube 0: Measurement grid: dx=5mm, dy=5mm, dz=2.5mm
Reference Value = 15.87 V/m; Power Drift = -0.11 dB
Peak SAR (extrapolated) = 1.79 W/kg
SAR(1 g) = 0.708 W/kg; SAR(10 g) = 0.277 W/kg (SAR corrected for target medium)
Smallest distance from peaks to all points 3 dB below = 8.9 mm
Ratio of SAR at M2 to SAR at M1 = 61.7%
Maximum value of SAR (measured) = 1.25 W/kg

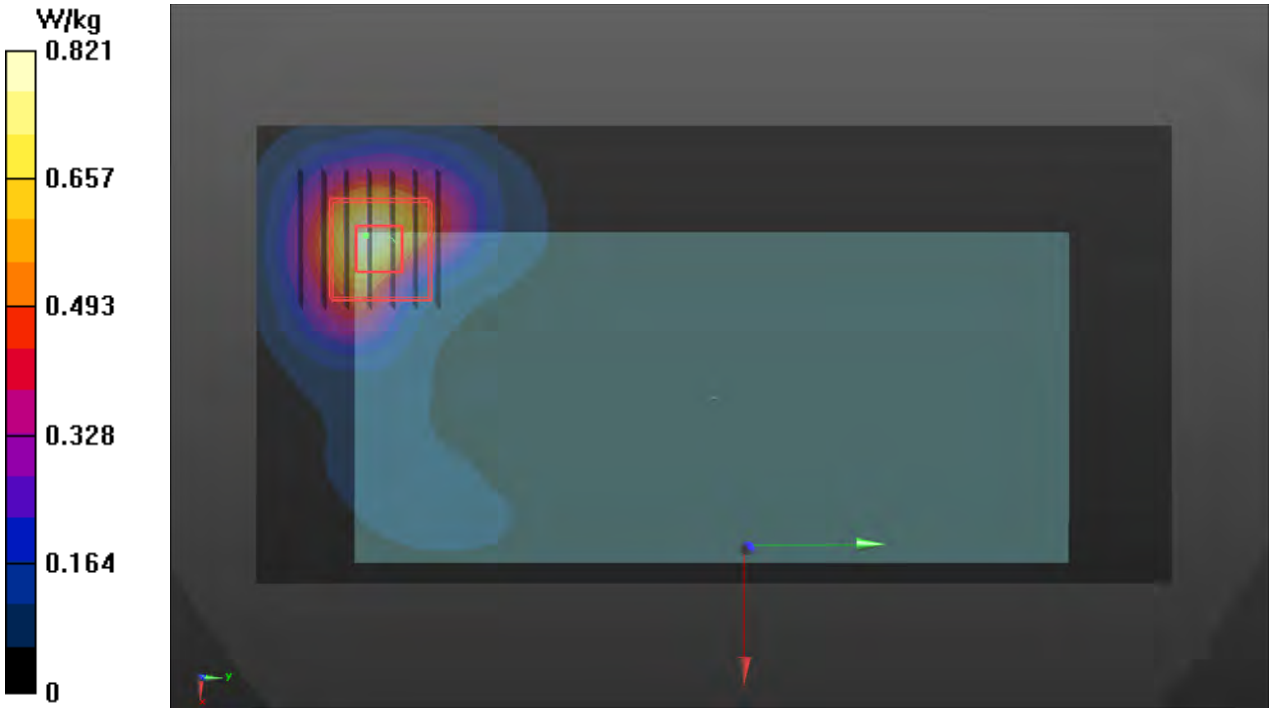

P72 LTE 66_QPSK20M_Rear Face_10mm_Ch132572_1RB_OS0_Ant 0

DUT: WTW-P21050403

Communication System: UID 10169 - CAE, LTE-FDD (SC-FDMA, 1 RB, 20 MHz, QPSK);
Frequency: 1770 MHz;Duty Cycle: 1:3.74
Medium: H16T20N1_0629 Medium parameters used: f = 1770 MHz; σ = 1.344 S/m; ε_r = 40.081; ρ = 1000 kg/m^3
Ambient Temperature：23.3 ℃ ; Liquid Temperature：23.1 ℃

DASY5 Configuration:
- Probe: EX3DV4 - SN7537; ConvF(8.55, 8.55, 8.55) @ 1770 MHz; Calibrated: 2021/04/26
- Sensor-Surface: 1.4mm (Mechanical Surface Detection)
- Electronics: DAE3 Sn528; Calibrated: 2021/03/23
- Phantom: SAM Phantom_1987; Type: QD 000 P41 AA;
- Measurement SW: DASY52, Version 52.10 (4); SEMCAD X Version 14.6.14 (7483)

Area Scan (61x131x1): Interpolated grid: dx=1.500 mm, dy=1.500 mm
Maximum value of SAR (interpolated) = 1.24 W/kg

Zoom Scan (5x5x7)/Cube 0: Measurement grid: dx=8mm, dy=8mm, dz=5mm
Reference Value = 27.24 V/m; Power Drift = -0.05 dB
Peak SAR (extrapolated) = 1.71 W/kg
SAR(1 g) = 0.895 W/kg; SAR(10 g) = 0.452 W/kg (SAR corrected for target medium)
Smallest distance from peaks to all points 3 dB below = 9.3 mm
Ratio of SAR at M2 to SAR at M1 = 55%
Maximum value of SAR (measured) = 1.34 W/kg

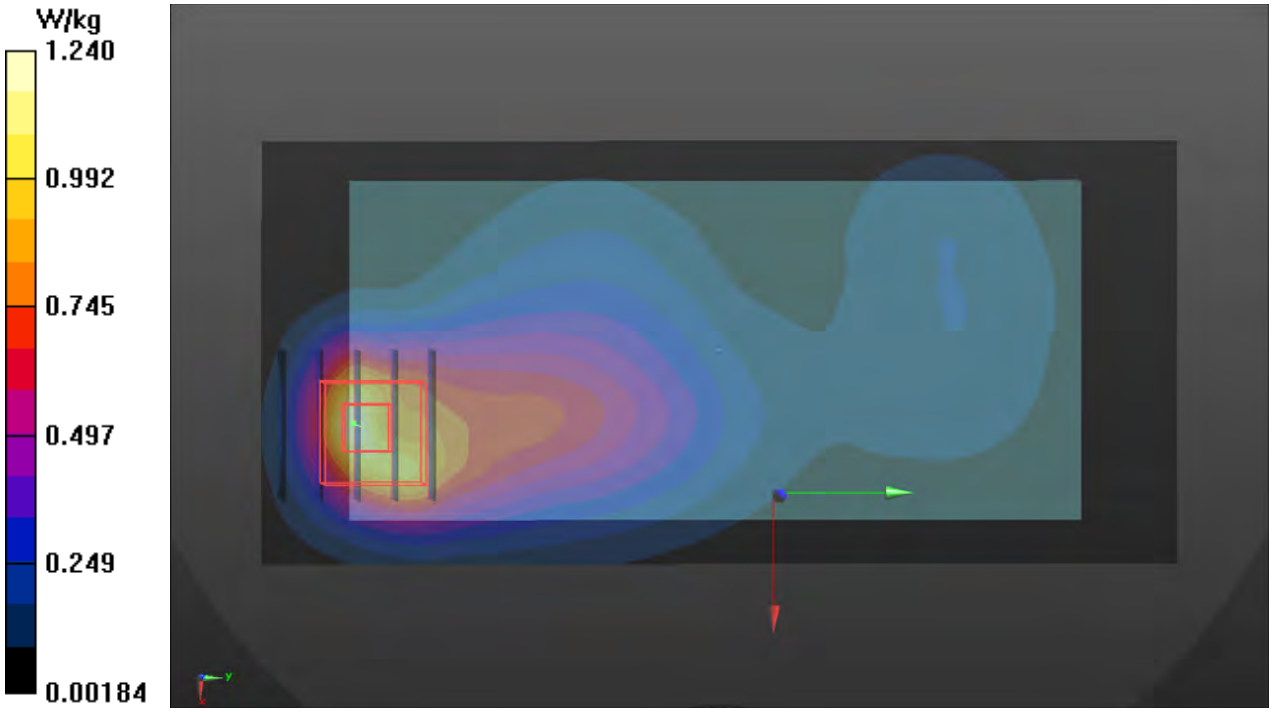

P73 LTE 66_QPSK20M_Bottom Side_10mm_Ch132322_1RB_OS0_Ant 1

DUT: WTW-P21050403

Communication System: UID 10169 - CAE, LTE-FDD (SC-FDMA, 1 RB, 20 MHz, QPSK);
Frequency: 1745 MHz;Duty Cycle: 1:3.74
Medium: H16T20N1_0628 Medium parameters used (interpolated): f = 1745 MHz; σ = 1.322 S/m; ε_r = 40.159; ρ = 1000 kg/m^3
Ambient Temperature：23.3 ℃ ; Liquid Temperature：23.1 ℃

DASY5 Configuration:
- Probe: EX3DV4 - SN7537; ConvF(8.55, 8.55, 8.55) @ 1745 MHz; Calibrated: 2021/04/26
- Sensor-Surface: 1.4mm (Mechanical Surface Detection)
- Electronics: DAE3 Sn528; Calibrated: 2021/03/23
- Phantom: SAM Phantom_1987; Type: QD 000 P41 AA;
- Measurement SW: DASY52, Version 52.10 (4); SEMCAD X Version 14.6.14 (7483)

Area Scan (31x71x1): Interpolated grid: dx=1.500 mm, dy=1.500 mm
Maximum value of SAR (interpolated) = 0.720 W/kg

Zoom Scan (5x5x7)/Cube 0: Measurement grid: dx=8mm, dy=8mm, dz=5mm
Reference Value = 22.28 V/m; Power Drift = -0.07 dB
Peak SAR (extrapolated) = 0.811 W/kg
SAR(1 g) = 0.490 W/kg; SAR(10 g) = 0.288 W/kg (SAR corrected for target medium)
Smallest distance from peaks to all points 3 dB below = 15.8 mm
Ratio of SAR at M2 to SAR at M1 = 59.7%
Maximum value of SAR (measured) = 0.688 W/kg



P74 LTE 71_QPSK20M_Rear Face_10mm_Ch133372_1RB_OS0_Ant 0

DUT: WTW-P21050403

Communication System: UID 10169 - CAE, LTE-FDD (SC-FDMA, 1 RB, 20 MHz, QPSK);
Frequency: 688 MHz;Duty Cycle: 1:3.74
Medium: H06T09N1_0626 Medium parameters used: f = 688 MHz; σ = 0.871 S/m; ε_r = 42.926; ρ = 1000 kg/m^3
Ambient Temperature：23.6 ℃ ; Liquid Temperature：23.2 ℃

DASY5 Configuration:
- Probe: EX3DV4 - SN7555; ConvF(10, 10, 10) @ 688 MHz; Calibrated: 2020/09/28
- Sensor-Surface: 1.4mm (Mechanical Surface Detection)
- Electronics: DAE4 Sn1589; Calibrated: 2020/09/15
- Phantom: Twin-SAM V8.0_1988; Type: QD 000 P41 AA;
- Measurement SW: DASY52, Version 52.10 (4); SEMCAD X Version 14.6.14 (7483)

Area Scan (71x141x1): Interpolated grid: dx=1.500 mm, dy=1.500 mm
Maximum value of SAR (interpolated) = 0.281 W/kg

Zoom Scan (5x5x7)/Cube 0: Measurement grid: dx=8mm, dy=8mm, dz=5mm
Reference Value = 18.25 V/m; Power Drift = -0.02 dB
Peak SAR (extrapolated) = 0.329 W/kg
SAR(1 g) = 0.216 W/kg; SAR(10 g) = 0.137 W/kg (SAR corrected for target medium)
Smallest distance from peaks to all points 3 dB below = 25.3 mm
Ratio of SAR at M2 to SAR at M1 = 62.8%
Maximum value of SAR (measured) = 0.279 W/kg

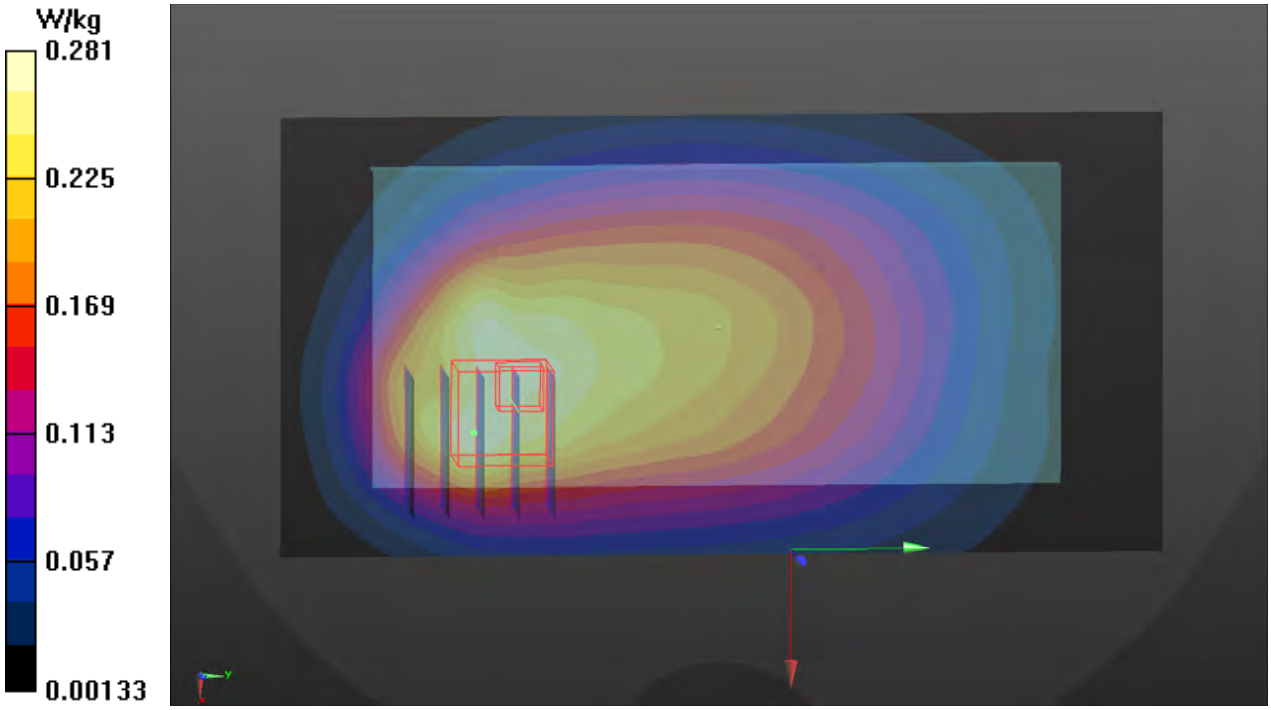

P75 5GNR-n2_DFT-S QPSK20M_Bottom Side_10mm_Ch376000_1RB_OS1_Ant 0

DUT: WTW-P21050403

Communication System: UID 10931 - AAB, 5G NR (DFT-s-OFDM, 1 RB, 20 MHz, QPSK, 15 kHz); Frequency: 1880 MHz;Duty Cycle: 1:3.56
Medium: H16T20N1_0722 Medium parameters used: f = 1880 MHz; σ = 1.438 S/m; ε_r = 40.527; ρ = 1000 kg/m^3
Ambient Temperature：23.4 ℃ ; Liquid Temperature：23.2 ℃

DASY5 Configuration:
- Probe: EX3DV4 - SN7537; ConvF(8.27, 8.27, 8.27) @ 1880 MHz; Calibrated: 2021/04/26
- Sensor-Surface: 1.4mm (Mechanical Surface Detection)
- Electronics: DAE4 Sn1585; Calibrated: 2021/04/15
- Phantom: SAM Phantom_1987; Type: QD 000 P41 AA;
- Measurement SW: DASY52, Version 52.10 (4); SEMCAD X Version 14.6.14 (7483)

Area Scan (31x71x1): Interpolated grid: dx=1.500 mm, dy=1.500 mm
Maximum value of SAR (interpolated) = 1.06 W/kg

Zoom Scan (5x5x7)/Cube 0: Measurement grid: dx=8mm, dy=8mm, dz=5mm
Reference Value = 26.70 V/m; Power Drift = 0.13 dB
Peak SAR (extrapolated) = 1.29 W/kg
SAR(1 g) = 0.643 W/kg; SAR(10 g) = 0.305 W/kg (SAR corrected for target medium)
Smallest distance from peaks to all points 3 dB below = 8.2 mm
Ratio of SAR at M2 to SAR at M1 = 53%
Maximum value of SAR (measured) = 1.04 W/kg

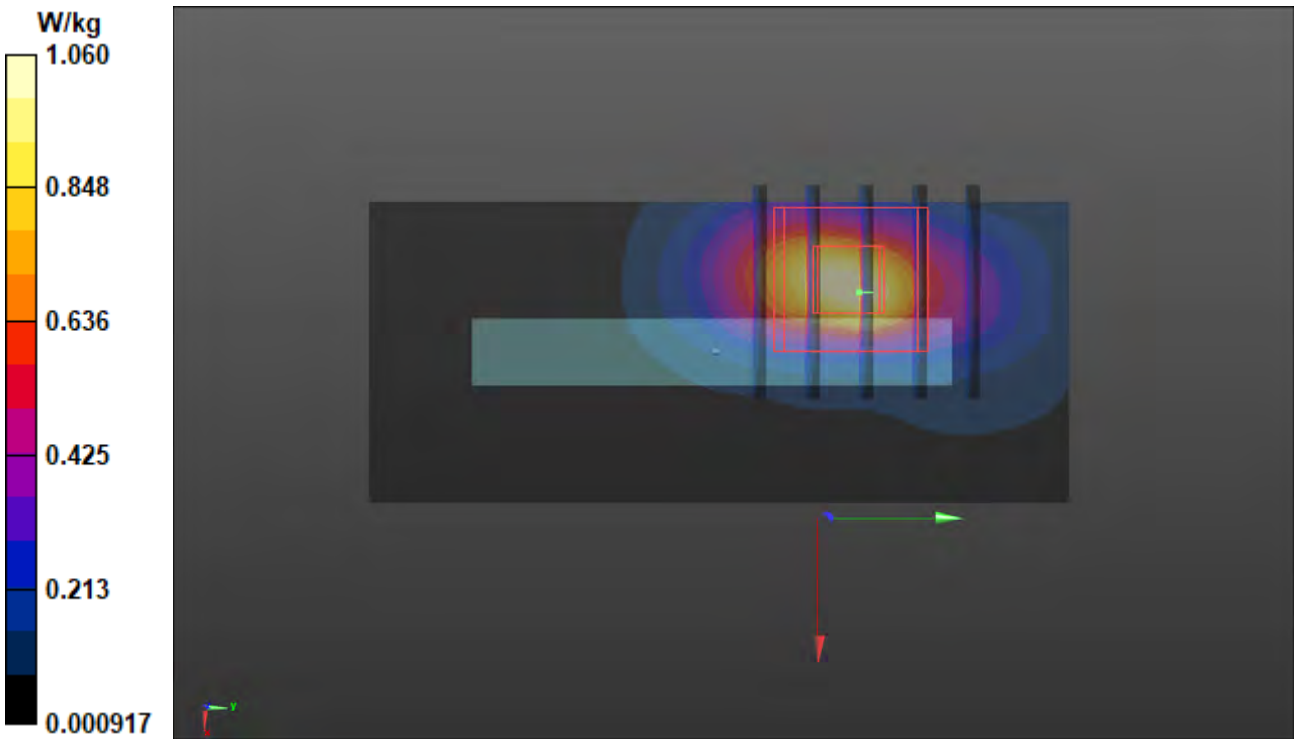

P76 5GNR-n2_DFT-S QPSK20M_Bottom Side_10mm_Ch372000_1RB_OS1_Ant 1

DUT: WTW-P21050403

Communication System: UID 10931 - AAB, 5G NR (DFT-s-OFDM, 1 RB, 20 MHz, QPSK, 15 kHz); Frequency: 1860 MHz;Duty Cycle: 1:3.56
Medium: H16T20N1_0722 Medium parameters used: f = 1860 MHz; σ = 1.422 S/m; ε_r = 40.562; ρ = 1000 kg/m^3
Ambient Temperature：23.7 ℃ ; Liquid Temperature：23.4 ℃

DASY5 Configuration:
- Probe: EX3DV4 - SN3650; ConvF(8.17, 8.17, 8.17) @ 1860 MHz; Calibrated: 2021/03/26
- Sensor-Surface: 1.4mm (Mechanical Surface Detection)
- Electronics: DAE4 Sn1277; Calibrated: 2021/01/19
- Phantom: Twin SAM Phantom_1823; Type: QD000P40;
- Measurement SW: DASY52, Version 52.10 (4); SEMCAD X Version 14.6.14 (7483)

Area Scan (31x71x1): Interpolated grid: dx=1.500 mm, dy=1.500 mm
Maximum value of SAR (interpolated) = 1.13 W/kg

Zoom Scan (5x5x7)/Cube 0: Measurement grid: dx=8mm, dy=8mm, dz=5mm
Reference Value = 27.22 V/m; Power Drift = 0.11 dB
Peak SAR (extrapolated) = 1.22 W/kg
SAR(1 g) = 0.753 W/kg; SAR(10 g) = 0.453 W/kg (SAR corrected for target medium)
Smallest distance from peaks to all points 3 dB below = 14.4 mm
Ratio of SAR at M2 to SAR at M1 = 63%
Maximum value of SAR (measured) = 1.05 W/kg

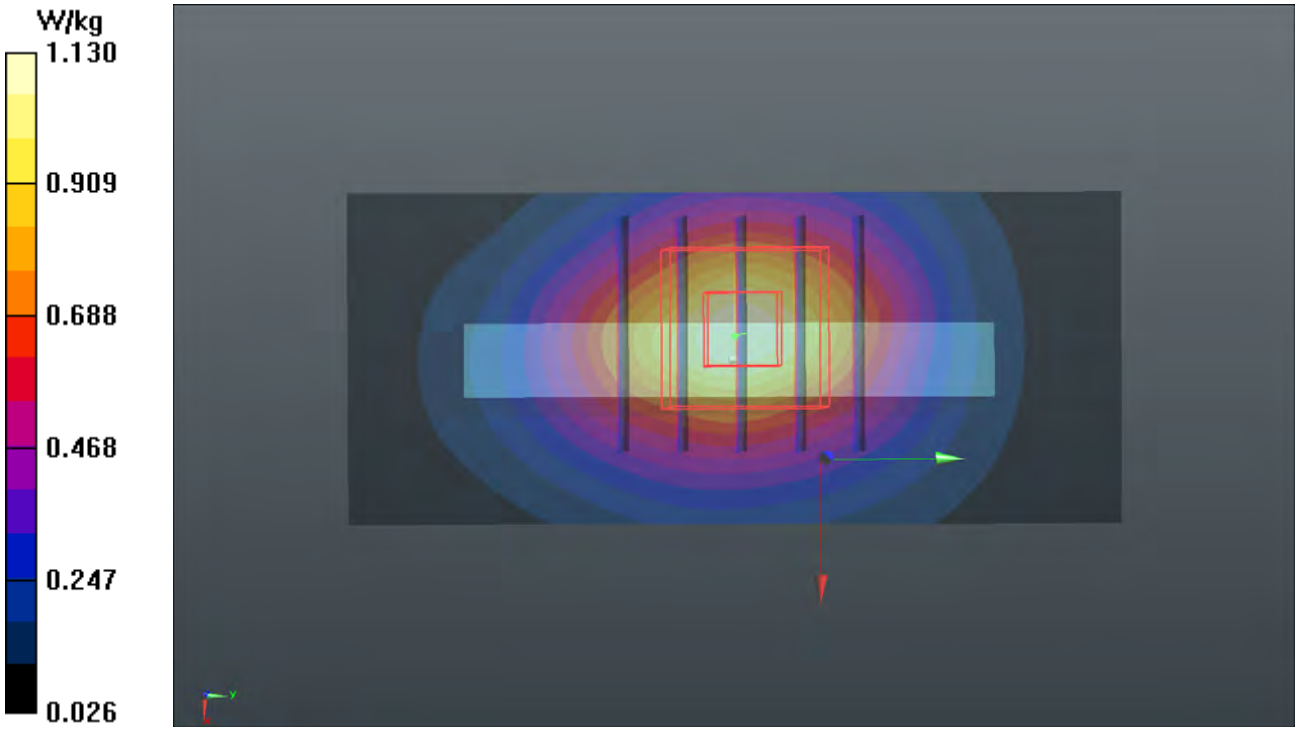

P77 5GNR-n5_DFT-S QPSK20M_Rear Face_10mm_Ch166800_1RB_OS1_Ant 0

DUT: WTW-P21050403

Communication System: UID 10931 - AAB, 5G NR (DFT-s-OFDM, 1 RB, 20 MHz, QPSK, 15 kHz); Frequency: 834 MHz;Duty Cycle: 1:3.56
Medium: H07T10N1_0722 Medium parameters used: f = 834 MHz; σ = 0.918 S/m; ε_r = 41.78; ρ = 1000 kg/m^3
Ambient Temperature：23.6 ℃ ; Liquid Temperature：23.3 ℃

DASY5 Configuration:
- Probe: EX3DV4 - SN3971; ConvF(10.17, 10.17, 10.17) @ 834 MHz; Calibrated: 2021/01/27
- Sensor-Surface: 1.4mm (Mechanical Surface Detection)
- Electronics: DAE4 Sn1431; Calibrated: 2021/03/24
- Phantom: Twin SAM Phantom_1986; Type: QD 000 P40 CD;
- Measurement SW: DASY52, Version 52.10 (4); SEMCAD X Version 14.6.14 (7483)

Area Scan (61x131x1): Interpolated grid: dx=1.500 mm, dy=1.500 mm
Maximum value of SAR (interpolated) = 0.297 W/kg

Zoom Scan (5x5x7)/Cube 0: Measurement grid: dx=8mm, dy=8mm, dz=5mm
Reference Value = 17.87 V/m; Power Drift = 0.11 dB
Peak SAR (extrapolated) = 0.350 W/kg
SAR(1 g) = 0.223 W/kg; SAR(10 g) = 0.139 W/kg (SAR corrected for target medium)
Smallest distance from peaks to all points 3 dB below = 38.5 mm
Ratio of SAR at M2 to SAR at M1 = 65.9%
Maximum value of SAR (measured) = 0.304 W/kg

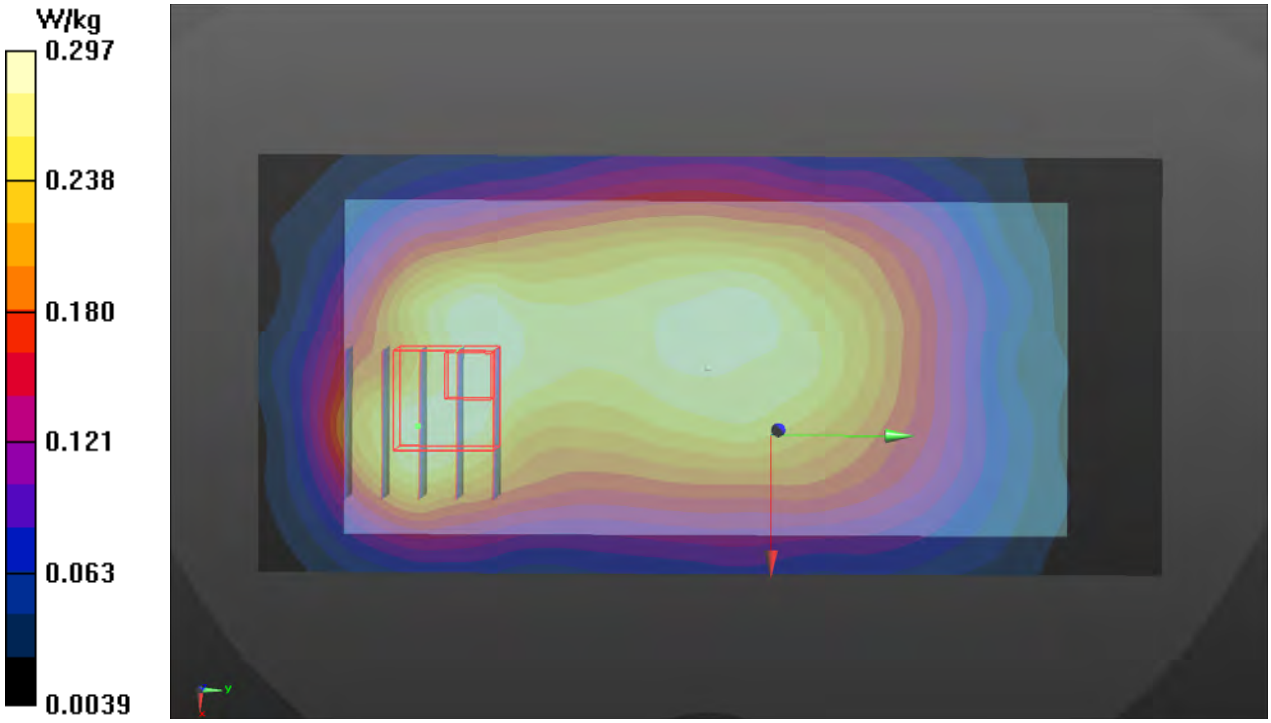

P78 5GNR-n66_DFT-S QPSK20M_Rear Face_10mm_Ch354000_1RB_OS1_Ant 0

DUT: WTW-P21050403

Communication System: UID 10931 - AAB, 5G NR (DFT-s-OFDM, 1 RB, 20 MHz, QPSK, 15 kHz); Frequency: 1770 MHz;Duty Cycle: 1:3.56
Medium: H16T20N1_0722 Medium parameters used: f = 1770 MHz; σ = 1.348 S/m; ε_r = 39.625; ρ = 1000 kg/m^3
Ambient Temperature：23.7 ℃ ; Liquid Temperature：23.4 ℃

DASY5 Configuration:
- Probe: EX3DV4 - SN3971; ConvF(8.64, 8.64, 8.64) @ 1770 MHz; Calibrated: 2021/01/27
- Sensor-Surface: 1.4mm (Mechanical Surface Detection)
- Electronics: DAE4 Sn1431; Calibrated: 2021/03/24
- Phantom: Twin SAM Phantom_1986; Type: QD 000 P40 CD;
- Measurement SW: DASY52, Version 52.10 (4); SEMCAD X Version 14.6.14 (7483)

Area Scan (61x131x1): Interpolated grid: dx=1.500 mm, dy=1.500 mm
Maximum value of SAR (interpolated) = 0.503 W/kg

Zoom Scan (5x5x7)/Cube 0: Measurement grid: dx=8mm, dy=8mm, dz=5mm
Reference Value = 18.82 V/m; Power Drift = -0.03 dB
Peak SAR (extrapolated) = 0.549 W/kg
SAR(1 g) = 0.368 W/kg; SAR(10 g) = 0.244 W/kg (SAR corrected for target medium)
Smallest distance from peaks to all points 3 dB below = 18.1 mm
Ratio of SAR at M2 to SAR at M1 = 66.7%.
Maximum value of SAR (measured) = 0.480 W/kg

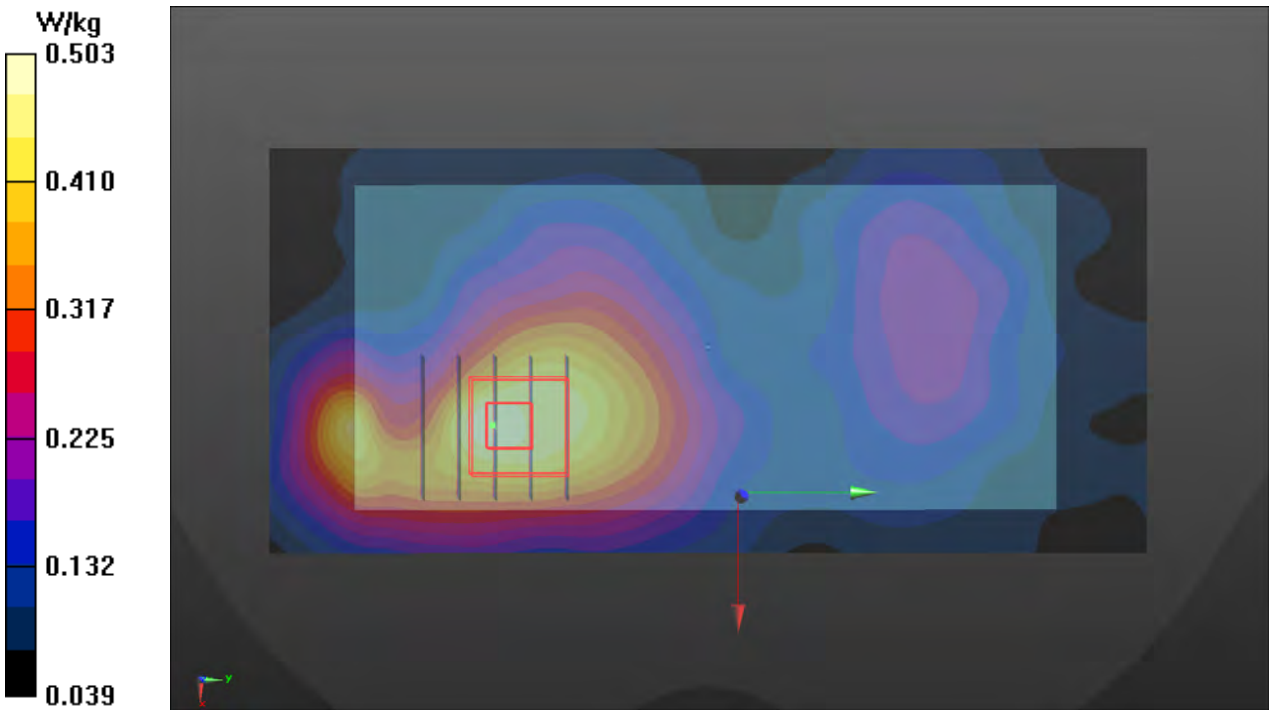

P79 5GNR-n66_DFT-S QPSK20M_Bottom Side_10mm_Ch349000_1RB_OS1_ Ant 1

DUT: WTW-P21050403

Communication System: UID 10931 - AAB, 5G NR (DFT-s-OFDM, 1 RB, 20 MHz, QPSK, 15 kHz); Frequency: 1745 MHz;Duty Cycle: 1:3.56
Medium: H16T20N1_0722 Medium parameters used (interpolated): f = 1745 MHz; σ = 1.329 S/m; ε_r = 39.688; ρ = 1000 kg/m^3
Ambient Temperature：23.6 ℃ ; Liquid Temperature：23.3 ℃

DASY5 Configuration:
- Probe: EX3DV4 - SN3971; ConvF(8.64, 8.64, 8.64) @ 1745 MHz; Calibrated: 2021/01/27
- Sensor-Surface: 1.4mm (Mechanical Surface Detection)
- Electronics: DAE4 Sn1431; Calibrated: 2021/03/24
- Phantom: Twin SAM Phantom_1986; Type: QD 000 P40 CD;
- Measurement SW: DASY52, Version 52.10 (4); SEMCAD X Version 14.6.14 (7483)

Area Scan (31x71x1): Interpolated grid: dx=1.500 mm, dy=1.500 mm
Maximum value of SAR (interpolated) = 0.887 W/kg

Zoom Scan (5x5x7)/Cube 0: Measurement grid: dx=8mm, dy=8mm, dz=5mm
Reference Value = 25.20 V/m; Power Drift = -0.05 dB
Peak SAR (extrapolated) = 0.971 W/kg
SAR(1 g) = 0.619 W/kg; SAR(10 g) = 0.384 W/kg (SAR corrected for target medium)
Smallest distance from peaks to all points 3 dB below = 16 mm
Ratio of SAR at M2 to SAR at M1 = 63.4%
Maximum value of SAR (measured) = 0.841 W/kg

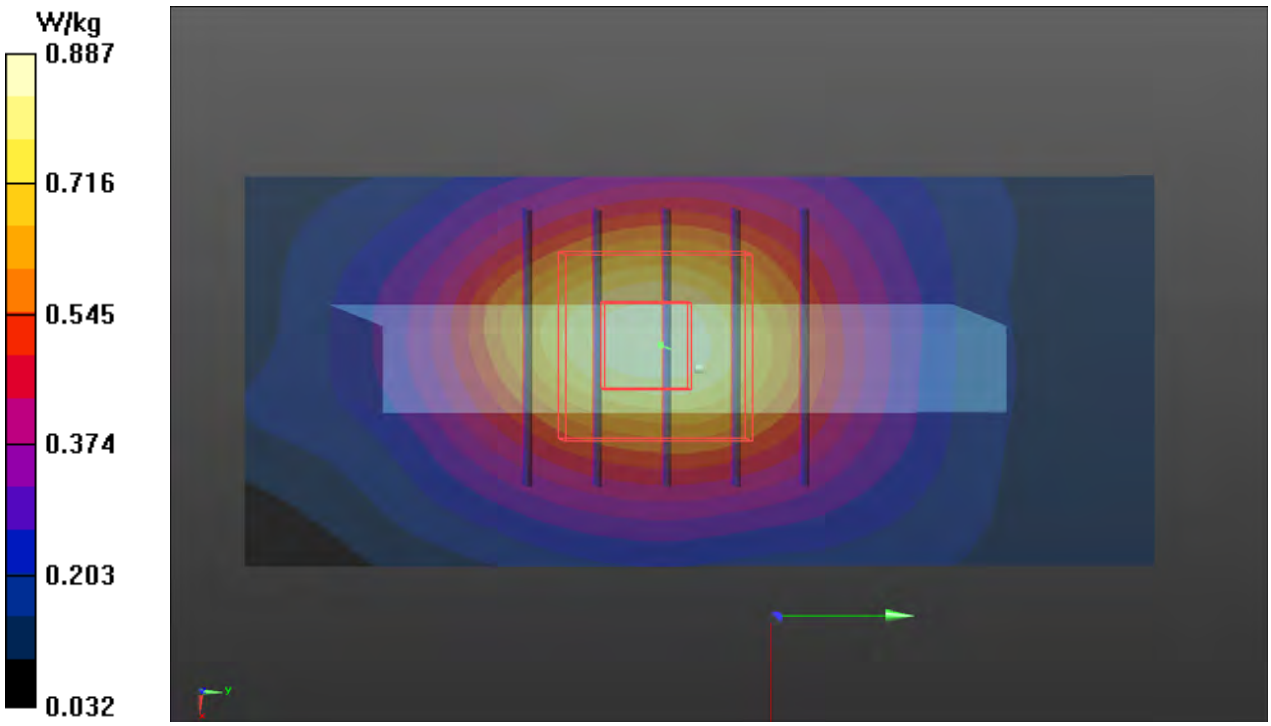

P80 5GNR-n71_DFT-S QPSK20M_Rear Face_10mm_Ch137600_1RB_OS1 Ant 0

DUT: WTW-P21050403

Communication System: UID 10931 - AAB, 5G NR (DFT-s-OFDM, 1 RB, 20 MHz, QPSK, 15 kHz); Frequency: 688 MHz;Duty Cycle: 1:3.56
Medium: H06T09N1_0722 Medium parameters used: f = 688 MHz; σ = 0.875 S/m; ε_r = 43.086; ρ = 1000 kg/m^3
Ambient Temperature：23.6 ℃ ; Liquid Temperature：23.3 ℃

DASY5 Configuration:
- Probe: EX3DV4 - SN3971; ConvF(10.45, 10.45, 10.45) @ 688 MHz; Calibrated: 2021/01/27
- Sensor-Surface: 1.4mm (Mechanical Surface Detection)
- Electronics: DAE4 Sn1431; Calibrated: 2021/03/24
- Phantom: Twin SAM Phantom_1986; Type: QD 000 P40 CD;
- Measurement SW: DASY52, Version 52.10 (4); SEMCAD X Version 14.6.14 (7483)

Area Scan (61x131x1): Interpolated grid: dx=1.500 mm, dy=1.500 mm
Maximum value of SAR (interpolated) = 0.269 W/kg

Zoom Scan (5x5x7)/Cube 0: Measurement grid: dx=8mm, dy=8mm, dz=5mm
Reference Value = 17.77 V/m; Power Drift = -0.12 dB
Peak SAR (extrapolated) = 0.289 W/kg
SAR(1 g) = 0.204 W/kg; SAR(10 g) = 0.149 W/kg (SAR corrected for target medium)
Smallest distance from peaks to all points 3 dB below: Larger than measurement grid
Ratio of SAR at M2 to SAR at M1 = 67%
Maximum value of SAR (measured) = 0.254 W/kg



P83 WLAN2.4G_802.11b_Rear Face_10mm_Ch11_Ant 0

DUT: WTW-P21050403

Communication System: UID 10012 - CAB, IEEE 802.11b WiFi 2.4 GHz (DSSS, 1 Mbps);
Frequency: 2462 MHz;Duty Cycle: 1:1.07
Medium: H19T27N1_0702 Medium parameters used: f = 2462 MHz; σ = 1.898 S/m; ε_r = 38.303; ρ = 1000 kg/m^3
Ambient Temperature：23.7 ℃ ; Liquid Temperature：23.1 ℃

DASY5 Configuration:
- Probe: EX3DV4 - SN7472; ConvF(7.89, 7.89, 7.89) @ 2462 MHz; Calibrated: 2021/06/03
- Sensor-Surface: 1.4mm (Mechanical Surface Detection)
- Electronics: DAE3 Sn579; Calibrated: 2021/06/02
- Phantom: Twin SAM Phantom_1653; Type: QD000P40CD;
- Measurement SW: DASY52, Version 52.10 (4); SEMCAD X Version 14.6.14 (7483)

Area Scan (91x151x1): Interpolated grid: dx=1.200 mm, dy=1.200 mm
Maximum value of SAR (interpolated) = 0.241 W/kg

Zoom Scan (7x7x7)/Cube 0: Measurement grid: dx=5mm, dy=5mm, dz=5mm
Reference Value = 10.47 V/m; Power Drift = 0.07 dB
Peak SAR (extrapolated) = 0.536 W/kg
SAR(1 g) = 0.229 W/kg; SAR(10 g) = 0.100 W/kg (SAR corrected for target medium)
Smallest distance from peaks to all points 3 dB below = 8 mm
Ratio of SAR at M2 to SAR at M1 = 44.9%
Maximum value of SAR (measured) = 0.418 W/kg

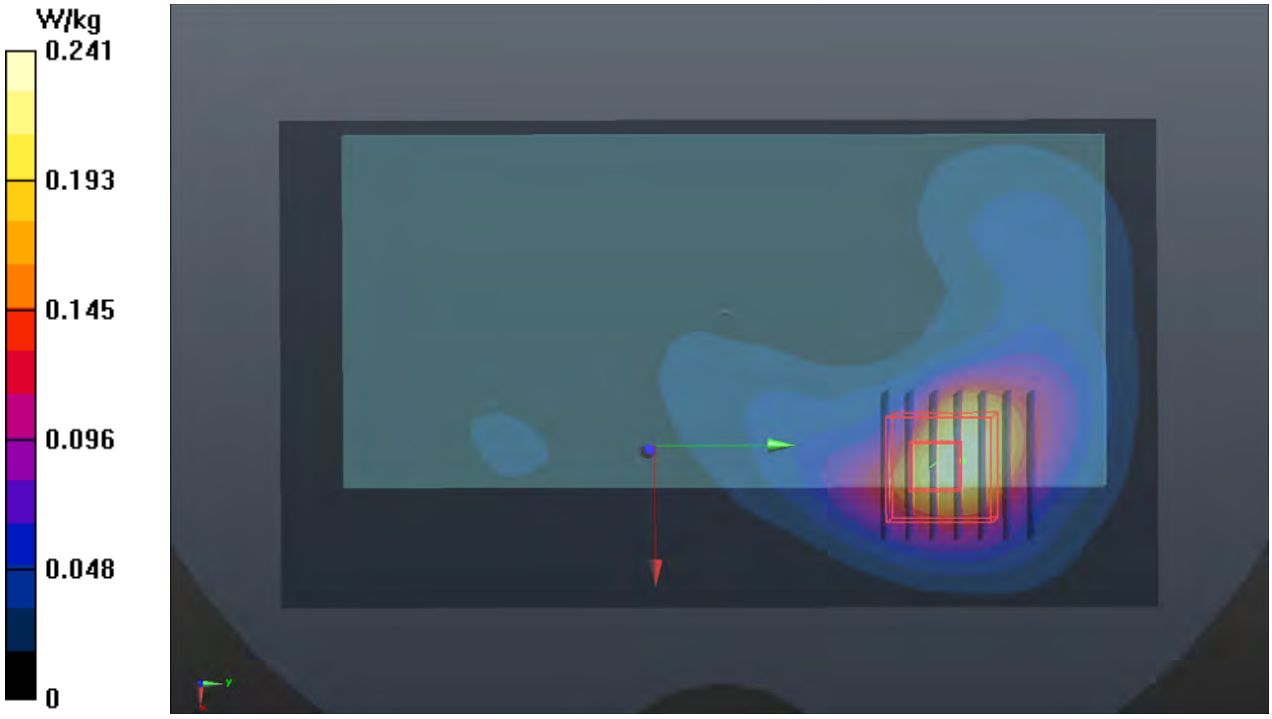

P84 WLAN5.2G_802.11ac VHT80_Rear Face_10mm_Ch42_Ant 0

DUT: WTW-P21050403

Communication System: UID 10544 - AAC, IEEE 802.11ac WiFi (80MHz, MCS0); Frequency: 5210 MHz;Duty Cycle: 1:1.12
Medium: H34T60N1_0702 Medium parameters used (interpolated): f = 5210 MHz; σ = 4.537 S/m; ε_r = 36.696; ρ = 1000 kg/m^3
Ambient Temperature：23.7 ℃ ; Liquid Temperature：23.1 ℃

DASY5 Configuration:
- Probe: EX3DV4 - SN7472; ConvF(5.78, 5.78, 5.78) @ 5210 MHz; Calibrated: 2021/06/03
- Sensor-Surface: 1.4mm (Mechanical Surface Detection)
- Electronics: DAE3 Sn579; Calibrated: 2021/06/02
- Phantom: Twin SAM Phantom_1653; Type: QD000P40CD;
- Measurement SW: DASY52, Version 52.10 (4); SEMCAD X Version 14.6.14 (7483)

Area Scan (101x181x1): Interpolated grid: dx=1.000 mm, dy=1.000 mm
Maximum value of SAR (interpolated) = 0.194 W/kg

Zoom Scan (7x7x7)/Cube 0: Measurement grid: dx=4mm, dy=4mm, dz=1.4mm
Reference Value = 4.934 V/m; Power Drift = 0.11 dB
Peak SAR (extrapolated) = 0.331 W/kg
SAR(1 g) = 0.084 W/kg; SAR(10 g) = 0.023 W/kg (SAR corrected for target medium)
Smallest distance from peaks to all points 3 dB below = 8.2 mm
Ratio of SAR at M2 to SAR at M1 = 66.1%
Maximum value of SAR (measured) = 0.214 W/kg

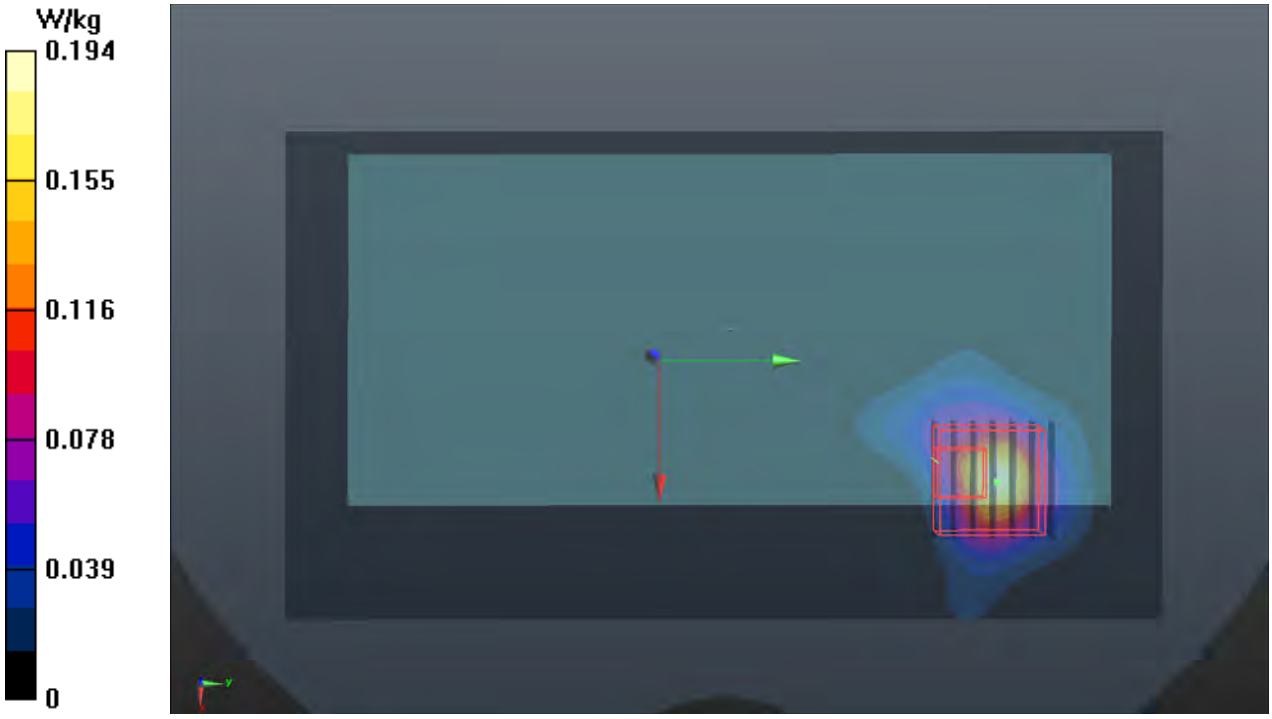

P85 WLAN5.8G_802.11ac VHT80_Rear Face_10mm_Ch155_Ant 0

DUT: WTW-P21050403

Communication System: UID 10544 - AAC, IEEE 802.11ac WiFi (80MHz, MCS0); Frequency: 5775 MHz;Duty Cycle: 1:1.12
Medium: H34T60N1_0702 Medium parameters used: f = 5775 MHz; σ = 5.086 S/m; ε_r = 35.926; ρ = 1000 kg/m^3
Ambient Temperature：23.7 ℃ ; Liquid Temperature：23.1 ℃

DASY5 Configuration:
- Probe: EX3DV4 - SN7472; ConvF(5.25, 5.25, 5.25) @ 5775 MHz; Calibrated: 2021/06/03
- Sensor-Surface: 1.4mm (Mechanical Surface Detection)
- Electronics: DAE3 Sn579; Calibrated: 2021/06/02
- Phantom: Twin SAM Phantom_1653; Type: QD000P40CD;
- Measurement SW: DASY52, Version 52.10 (4); SEMCAD X Version 14.6.14 (7483)

Area Scan (91x151x1): Interpolated grid: dx=1.000 mm, dy=1.000 mm
Maximum value of SAR (interpolated) = 0.311 W/kg

Zoom Scan (7x7x7)/Cube 0: Measurement grid: dx=4mm, dy=4mm, dz=1.4mm
Reference Value = 5.415 V/m; Power Drift = -0.05 dB
Peak SAR (extrapolated) = 1.31 W/kg
SAR(1 g) = 0.172 W/kg; SAR(10 g) = 0.047 W/kg (SAR corrected for target medium)
Smallest distance from peaks to all points 3 dB below = 7.4 mm
Ratio of SAR at M2 to SAR at M1 = 63.1%
Maximum value of SAR (measured) = 0.441 W/kg

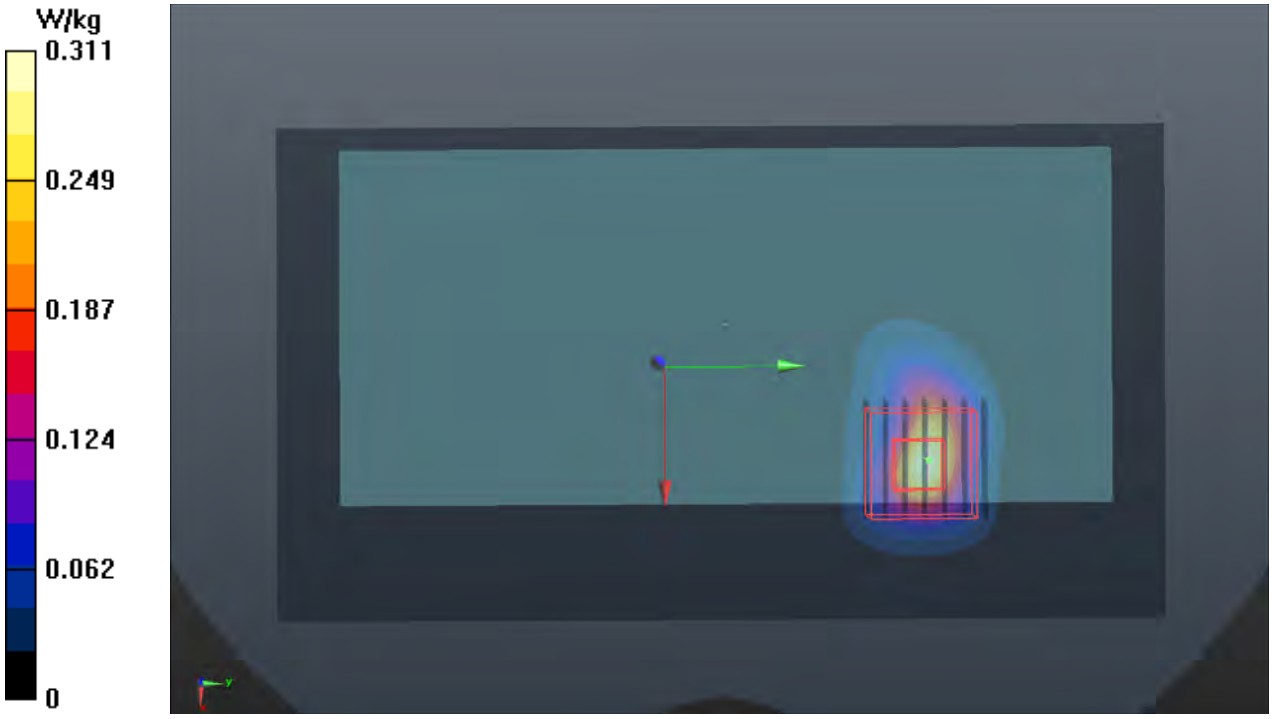

P86 BT_BDR_Rear Face_10mm_Ch78_Ant 0

DUT: WTW-P21050403

Communication System: UID 10032 - CAA, IEEE 802.15.1 Bluetooth (GFSK, DH5); Frequency: 2480 MHz;Duty Cycle: 1:1.29
Medium: H19T27N1_0705 Medium parameters used: f = 2480 MHz; σ = 1.917 S/m; ε_r = 38.257; ρ = 1000 kg/m^3
Ambient Temperature：23.5 ℃ ; Liquid Temperature：23.1 ℃

DASY5 Configuration:
- Probe: EX3DV4 - SN3887; ConvF(7.33, 7.33, 7.33) @ 2480 MHz; Calibrated: 2020/10/22
- Sensor-Surface: 1.4mm (Mechanical Surface Detection)
- Electronics: DAE4 Sn861; Calibrated: 2021/04/14
- Phantom: SAM Phantom_1985; Type: QD 000 P41 AA;
- Measurement SW: DASY52, Version 52.10 (4); SEMCAD X Version 14.6.14 (7483)

Area Scan (81x151x1): Interpolated grid: dx=1.200 mm, dy=1.200 mm
Maximum value of SAR (interpolated) = 0.0666 W/kg

Zoom Scan (7x7x7)/Cube 0: Measurement grid: dx=5mm, dy=5mm, dz=5mm
Reference Value = 5.656 V/m; Power Drift = -0.02 dB
Peak SAR (extrapolated) = 0.0780 W/kg
SAR(1 g) = 0.034 W/kg; SAR(10 g) = 0.014 W/kg (SAR corrected for target medium)
Smallest distance from peaks to all points 3 dB below: Larger than measurement grid
Ratio of SAR at M2 to SAR at M1 = 45.6%
Maximum value of SAR (measured) = 0.0613 W/kg

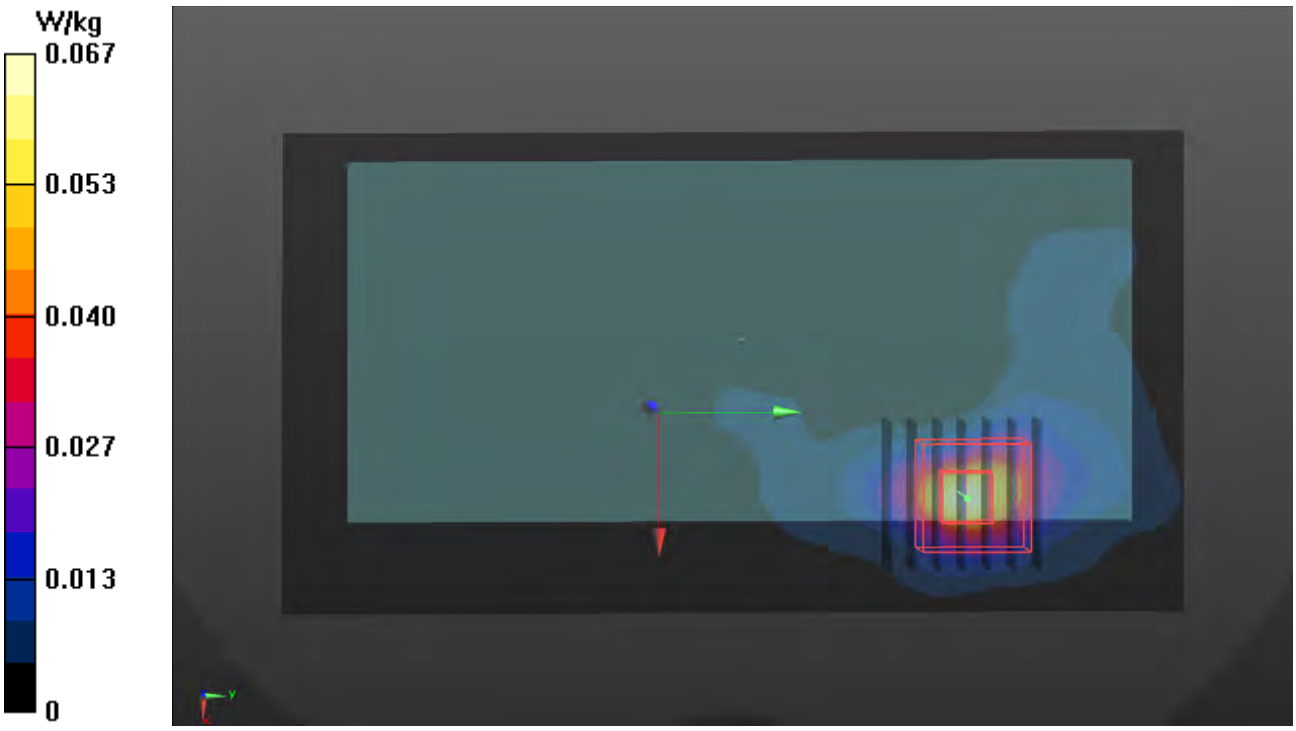

P87 WCDMA II_RMC12.2K_Rear Face_Ch9262_Ant 0

DUT: WTW-P21050403

Communication System: UID 10011 - CAB, UMTS-FDD (WCDMA); Frequency: 1852.4 MHz;Duty Cycle: 1:1.95
Medium: H16T20N1_0701 Medium parameters used (interpolated): f = 1852.4 MHz; σ = 1.421 S/m; ε_r = 38.919; ρ = 1000 kg/m^3
Ambient Temperature：23.7 ℃ ; Liquid Temperature：23.1 ℃

DASY5 Configuration:
- Probe: EX3DV4 - SN7472; ConvF(8.43, 8.43, 8.43) @ 1852.4 MHz; Calibrated: 2021/06/03
- Sensor-Surface: 1.4mm (Mechanical Surface Detection)
- Electronics: DAE3 Sn579; Calibrated: 2021/06/02
- Phantom: Twin SAM Phantom_1653; Type: QD000P40CD;
- Measurement SW: DASY52, Version 52.10 (4); SEMCAD X Version 14.6.14 (7483)

Area Scan (71x141x1): Interpolated grid: dx=1.500 mm, dy=1.500 mm
Maximum value of SAR (interpolated) = 10.4 W/kg

Zoom Scan (5x5x7)/Cube 0: Measurement grid: dx=8mm, dy=8mm, dz=5mm
Reference Value = 70.15 V/m; Power Drift = 0.05 dB
Peak SAR (extrapolated) = 15.3 W/kg
SAR(1 g) = 5.42 W/kg; SAR(10 g) = 2.56 W/kg (SAR corrected for target medium)
Smallest distance from peaks to all points 3 dB below = 8.2 mm
Ratio of SAR at M2 to SAR at M1 = 34.8%
Maximum value of SAR (measured) = 11.0 W/kg

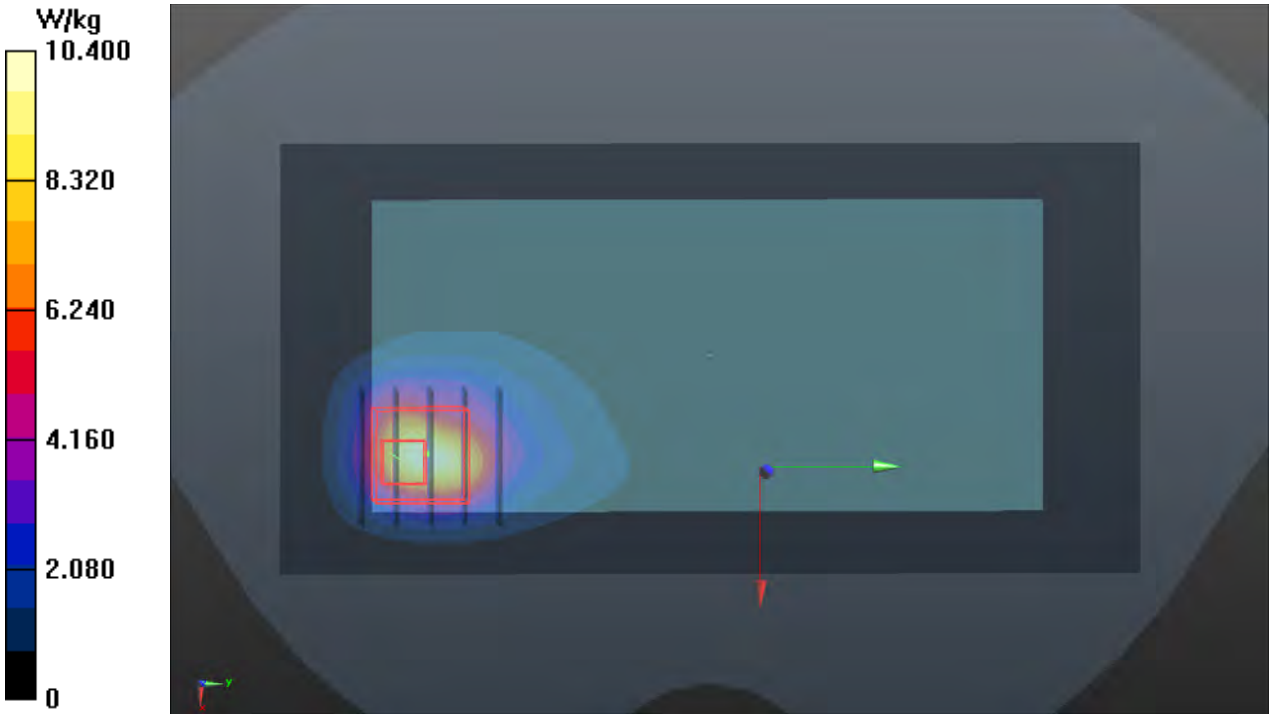

P88 LTE 2_QPSK20M_Rear Face_Ch18700_1RB_OS0_Ant 0

DUT: WTW-P21050403

Communication System: UID 10169 - CAE, LTE-FDD (SC-FDMA, 1 RB, 20 MHz, QPSK);
Frequency: 1860 MHz;Duty Cycle: 1:3.74
Medium: H16T20N1_0701 Medium parameters used: f = 1860 MHz; σ = 1.427 S/m; ε_r = 38.903; ρ = 1000 kg/m^3
Ambient Temperature：23.7 ℃ ; Liquid Temperature：23.1 ℃

DASY5 Configuration:
- Probe: EX3DV4 - SN7472; ConvF(8.43, 8.43, 8.43) @ 1860 MHz; Calibrated: 2021/06/03
- Sensor-Surface: 1.4mm (Mechanical Surface Detection)
- Electronics: DAE3 Sn579; Calibrated: 2021/06/02
- Phantom: Twin SAM Phantom_1653; Type: QD000P40CD;
- Measurement SW: DASY52, Version 52.10 (4); SEMCAD X Version 14.6.14 (7483)

Area Scan (71x141x1): Interpolated grid: dx=1.500 mm, dy=1.500 mm
Maximum value of SAR (interpolated) = 6.68 W/kg

Zoom Scan (5x5x7)/Cube 0: Measurement grid: dx=8mm, dy=8mm, dz=5mm
Reference Value = 56.85 V/m; Power Drift = 0.05 dB
Peak SAR (extrapolated) = 9.57 W/kg
SAR(1 g) = 3.44 W/kg; SAR(10 g) = 1.64 W/kg (SAR corrected for target medium)
Smallest distance from peaks to all points 3 dB below = 8.4 mm
Ratio of SAR at M2 to SAR at M1 = 34.7%
Maximum value of SAR (measured) = 6.76 W/kg

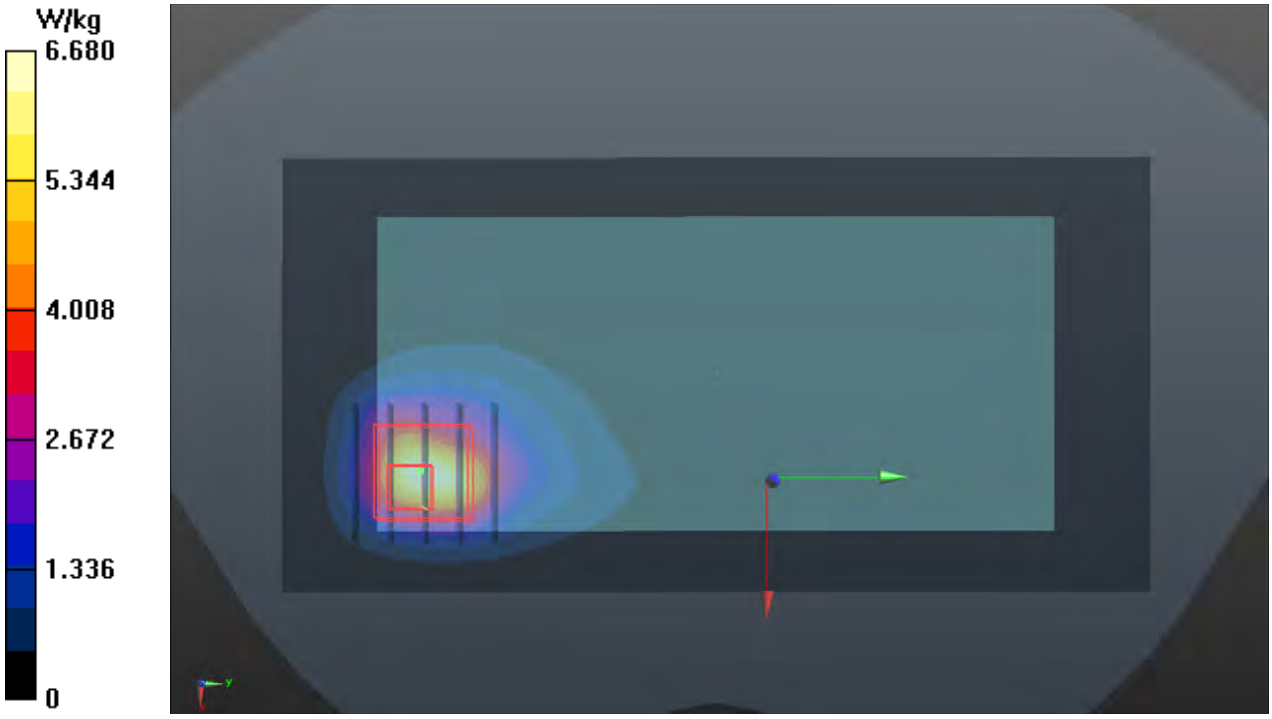

P89 LTE 4_QPSK20M_Rear Face_Ch20300_1RB_OS0_Ant 0

DUT: WTW-P21050403

Communication System: UID 10169 - CAE, LTE-FDD (SC-FDMA, 1 RB, 20 MHz, QPSK);
Frequency: 1745 MHz;Duty Cycle: 1:3.74
Medium: H16T20N1_0701 Medium parameters used (interpolated): f = 1745 MHz; σ = 1.321 S/m; ε_r = 39.361; ρ = 1000 kg/m^3
Ambient Temperature：23.7 ℃ ; Liquid Temperature：23.1 ℃

DASY5 Configuration:
- Probe: EX3DV4 - SN7472; ConvF(8.77, 8.77, 8.77) @ 1745 MHz; Calibrated: 2021/06/03
- Sensor-Surface: 1.4mm (Mechanical Surface Detection)
- Electronics: DAE3 Sn579; Calibrated: 2021/06/02
- Phantom: Twin SAM Phantom_1653; Type: QD000P40CD;
- Measurement SW: DASY52, Version 52.10 (4); SEMCAD X Version 14.6.14 (7483)

Area Scan (71x141x1): Interpolated grid: dx=1.500 mm, dy=1.500 mm
Maximum value of SAR (interpolated) = 8.76 W/kg

Zoom Scan (5x5x7)/Cube 0: Measurement grid: dx=8mm, dy=8mm, dz=5mm
Reference Value = 55.96 V/m; Power Drift = -0.12 dB
Peak SAR (extrapolated) = 12.1 W/kg
SAR(1 g) = 4.74 W/kg; SAR(10 g) = 2.25 W/kg (SAR corrected for target medium)
Smallest distance from peaks to all points 3 dB below = 8.8 mm
Ratio of SAR at M2 to SAR at M1 = 36.7%
Maximum value of SAR (measured) = 8.05 W/kg

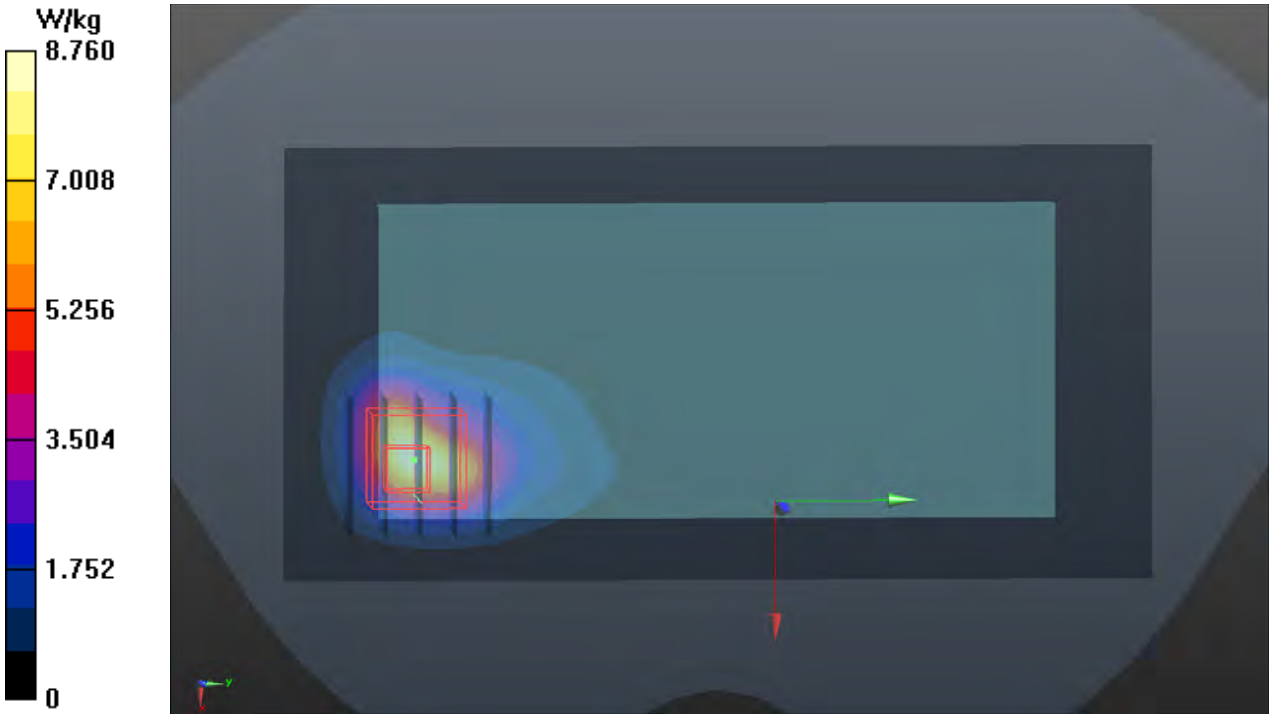

P90 LTE 48_QPSK20M_Rear Face_Ch56640_1RB_OS0_Ant 1

DUT: WTW-P21050403

Communication System: UID 10172 - CAG, LTE-TDD (SC-FDMA, 1 RB, 20 MHz, QPSK);
Frequency: 3690 MHz;Duty Cycle: 1:8.33
Medium: H34T38N1_0701 Medium parameters used (interpolated): f = 3690 MHz; σ = 3.062 S/m; ε_r = 36.503; ρ = 1000 kg/m^3
Ambient Temperature：23.7 ℃ ; Liquid Temperature：23.1 ℃

DASY5 Configuration:
- Probe: EX3DV4 - SN7472; ConvF(7.12, 7.12, 7.12) @ 3690 MHz; Calibrated: 2021/06/03
- Sensor-Surface: 1.4mm (Mechanical Surface Detection)
- Electronics: DAE3 Sn579; Calibrated: 2021/06/02
- Phantom: Twin SAM Phantom_1653; Type: QD000P40CD;
- Measurement SW: DASY52, Version 52.10 (4); SEMCAD X Version 14.6.14 (7483)

Area Scan (101x171x1): Interpolated grid: dx=1.200 mm, dy=1.200 mm
Maximum value of SAR (interpolated) = 2.80 W/kg

Zoom Scan (7x7x7)/Cube 0: Measurement grid: dx=5mm, dy=5mm, dz=2.5mm
Reference Value = 21.20 V/m; Power Drift = -0.08 dB
Peak SAR (extrapolated) = 38.3 W/kg
SAR(1 g) = 9.71 W/kg; SAR(10 g) = 2.38 W/kg (SAR corrected for target medium)
Smallest distance from peaks to all points 3 dB below = 5.1 mm
Ratio of SAR at M2 to SAR at M1 = 56.4%
Maximum value of SAR (measured) = 22.3 W/kg

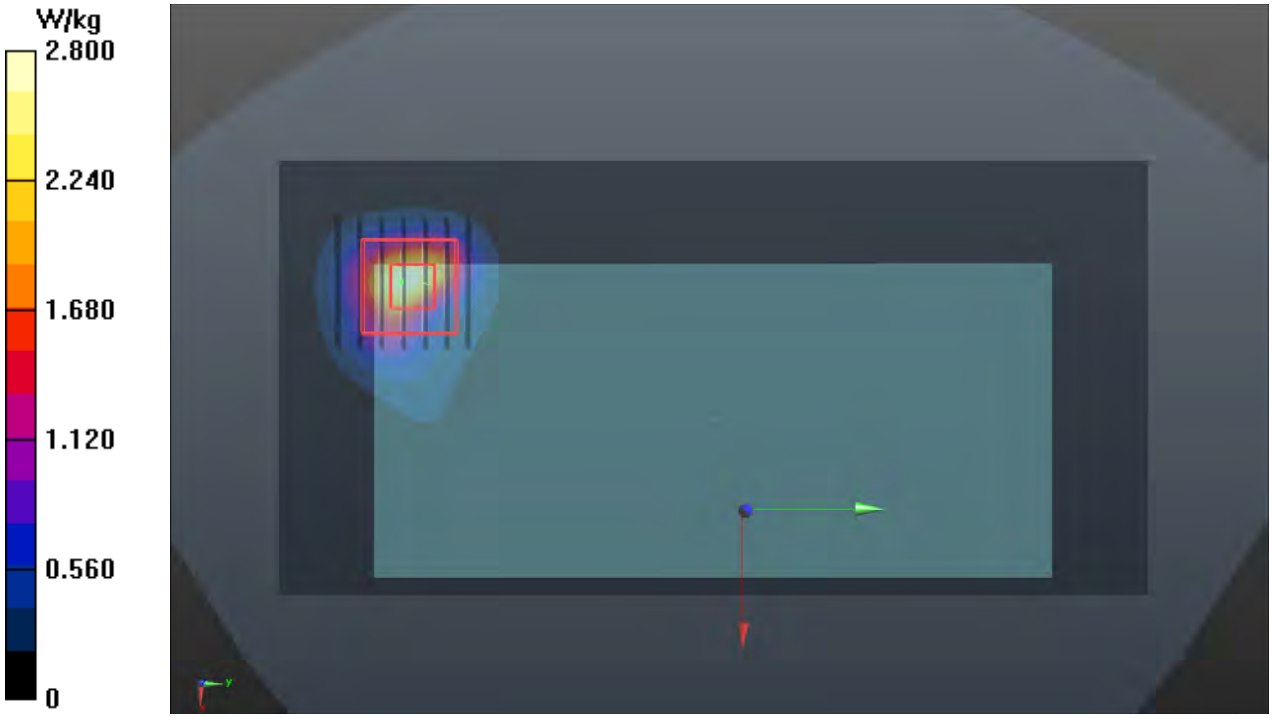

P91 LTE 66_QPSK20M_Rear Face_Ch132572_1RB_OS0_Ant 0

DUT: WTW-P21050403

Communication System: UID 10169 - CAE, LTE-FDD (SC-FDMA, 1 RB, 20 MHz, QPSK);
Frequency: 1770 MHz;Duty Cycle: 1:3.74
Medium: H16T20N1_0701 Medium parameters used: f = 1770 MHz; σ = 1.344 S/m; ε_r = 39.267; ρ = 1000 kg/m^3
Ambient Temperature：23.7 ℃ ; Liquid Temperature：23.1 ℃

DASY5 Configuration:
- Probe: EX3DV4 - SN7472; ConvF(8.77, 8.77, 8.77) @ 1770 MHz; Calibrated: 2021/06/03
- Sensor-Surface: 1.4mm (Mechanical Surface Detection)
- Electronics: DAE3 Sn579; Calibrated: 2021/06/02
- Phantom: Twin SAM Phantom_1653; Type: QD000P40CD;
- Measurement SW: DASY52, Version 52.10 (4); SEMCAD X Version 14.6.14 (7483)

Area Scan (71x141x1): Interpolated grid: dx=1.500 mm, dy=1.500 mm
Maximum value of SAR (interpolated) = 8.35 W/kg

Zoom Scan (5x5x7)/Cube 0: Measurement grid: dx=8mm, dy=8mm, dz=5mm
Reference Value = 53.65 V/m; Power Drift = -0.02 dB
Peak SAR (extrapolated) = 11.6 W/kg
SAR(1 g) = 4.44 W/kg; SAR(10 g) = 2.13 W/kg (SAR corrected for target medium)
Smallest distance from peaks to all points 3 dB below = 8.8 mm
Ratio of SAR at M2 to SAR at M1 = 36.4%
Maximum value of SAR (measured) = 7.83 W/kg

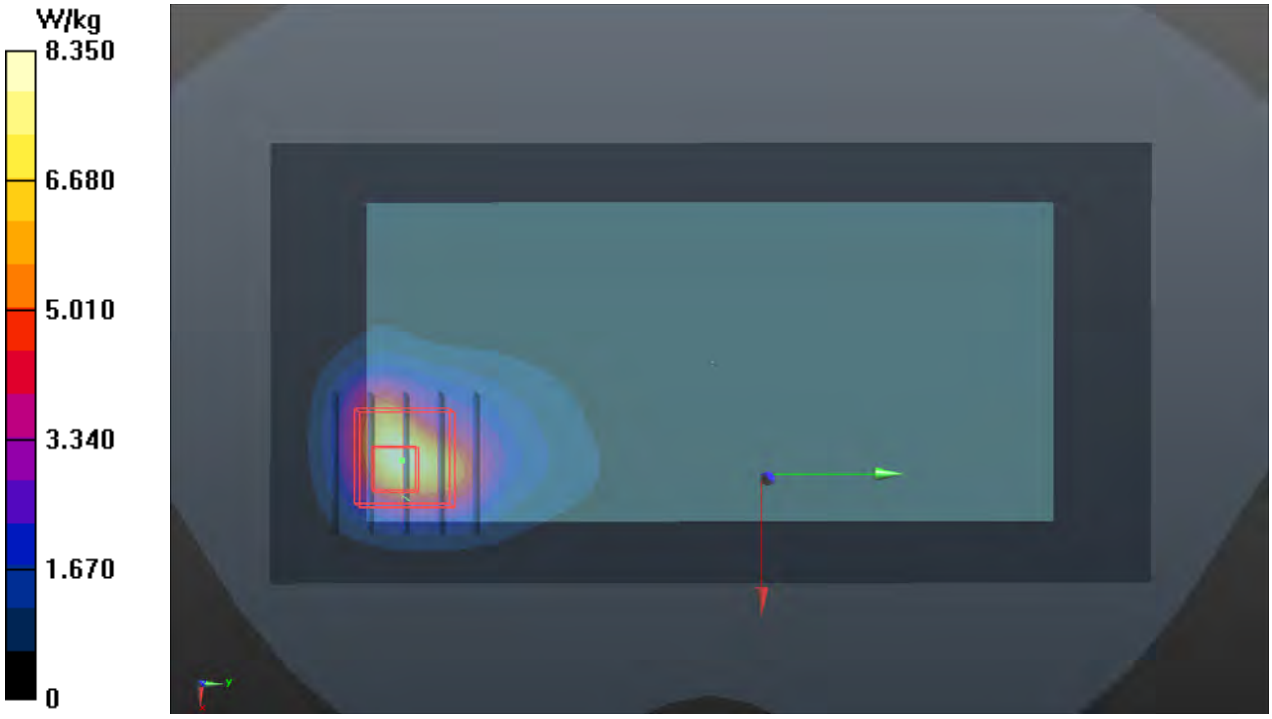

P92 5GNR-n2_DFT-S QPSK20M_Rear Face_0mm_Ch376000_1RB_OS1_Ant 0

DUT: WTW-P21050403

Communication System: UID 10931 - AAB, 5G NR (DFT-s-OFDM, 1 RB, 20 MHz, QPSK, 15 kHz); Frequency: 1880 MHz;Duty Cycle: 1:3.56
Medium: H16T20N1_0722 Medium parameters used: f = 1880 MHz; σ = 1.446 S/m; ε_r = 39.202; ρ = 1000 kg/m^3
Ambient Temperature：23.6 ℃ ; Liquid Temperature：23.3 ℃

DASY5 Configuration:
- Probe: EX3DV4 - SN3971; ConvF(8.35, 8.35, 8.35) @ 1880 MHz; Calibrated: 2021/01/27
- Sensor-Surface: 1.4mm (Mechanical Surface Detection)
- Electronics: DAE4 Sn1431; Calibrated: 2021/03/24
- Phantom: Twin SAM Phantom_1986; Type: QD 000 P40 CD;
- Measurement SW: DASY52, Version 52.10 (4); SEMCAD X Version 14.6.14 (7483)

Area Scan (61x131x1): Interpolated grid: dx=1.500 mm, dy=1.500 mm
Maximum value of SAR (interpolated) = 9.88 W/kg

Zoom Scan (5x5x7)/Cube 0: Measurement grid: dx=8mm, dy=8mm, dz=5mm
Reference Value = 66.17 V/m; Power Drift = 0.07 dB
Peak SAR (extrapolated) = 11.5 W/kg
SAR(1 g) = 4.51 W/kg; SAR(10 g) = 2.13 W/kg (SAR corrected for target medium)
Smallest distance from peaks to all points 3 dB below = 8.4 mm
Ratio of SAR at M2 to SAR at M1 = 40.2%
Maximum value of SAR (measured) = 7.83 W/kg



P95 WLAN5.3G_802.11ac VHT80_Rear Face_Ch58_Ant 0

DUT: WTW-P21050403

Communication System: UID 10544 - AAC, IEEE 802.11ac WiFi (80MHz, MCS0); Frequency: 5290 MHz;Duty Cycle: 1:1.12
Medium: H34T60N1_0703 Medium parameters used (interpolated): f = 5290 MHz; σ = 4.61 S/m; ε_r = 36.595; ρ = 1000 kg/m^3
Ambient Temperature：23.7 ℃; Liquid Temperature：23.3 ℃

DASY5 Configuration:
- Probe: EX3DV4 - SN7555; ConvF(5.41, 5.41, 5.41) @ 5290 MHz; Calibrated: 2020/09/28
- Sensor-Surface: 1.4mm (Mechanical Surface Detection)
- Electronics: DAE4 Sn1589; Calibrated: 2020/09/15
- Phantom: Twin-SAM V8.0_1988; Type: QD 000 P41 AA;
- Measurement SW: DASY52, Version 52.10 (4); SEMCAD X Version 14.6.14 (7483)

Area Scan (101x181x1): Interpolated grid: dx=1.000 mm, dy=1.000 mm
Maximum value of SAR (interpolated) = 5.13 W/kg

Zoom Scan (7x7x7)/Cube 0: Measurement grid: dx=4mm, dy=4mm, dz=1.4mm
Reference Value = 24.30 V/m; Power Drift = -0.12 dB
Peak SAR (extrapolated) = 11.2 W/kg
SAR(1 g) = 1.93 W/kg; SAR(10 g) = 0.431 W/kg (SAR corrected for target medium)
Smallest distance from peaks to all points 3 dB below = 4.3 mm
Ratio of SAR at M2 to SAR at M1 = 59.3%
Maximum value of SAR (measured) = 6.18 W/kg



P96 WLAN5.6G_802.11ac VHT80_Rear Face_Ch138_Ant 0

DUT: WTW-P21050403

Communication System: UID 10544 - AAC, IEEE 802.11ac WiFi (80MHz, MCS0); Frequency: 5690 MHz;Duty Cycle: 1:1.12
Medium: H34T60N1_0703 Medium parameters used (interpolated): f = 5690 MHz; σ = 5.002 S/m; ε_r = 36.03; ρ = 1000 kg/m^3
Ambient Temperature：23.7 ℃; Liquid Temperature：23.3 ℃

DASY5 Configuration:
- Probe: EX3DV4 - SN7555; ConvF(5, 5, 5) @ 5690 MHz; Calibrated: 2020/09/28
- Sensor-Surface: 1.4mm (Mechanical Surface Detection)
- Electronics: DAE4 Sn1589; Calibrated: 2020/09/15
- Phantom: Twin-SAM V8.0_1988; Type: QD 000 P41 AA;
- Measurement SW: DASY52, Version 52.10 (4); SEMCAD X Version 14.6.14 (7483)

Area Scan (101x181x1): Interpolated grid: dx=1.000 mm, dy=1.000 mm
Maximum value of SAR (interpolated) = 6.84 W/kg
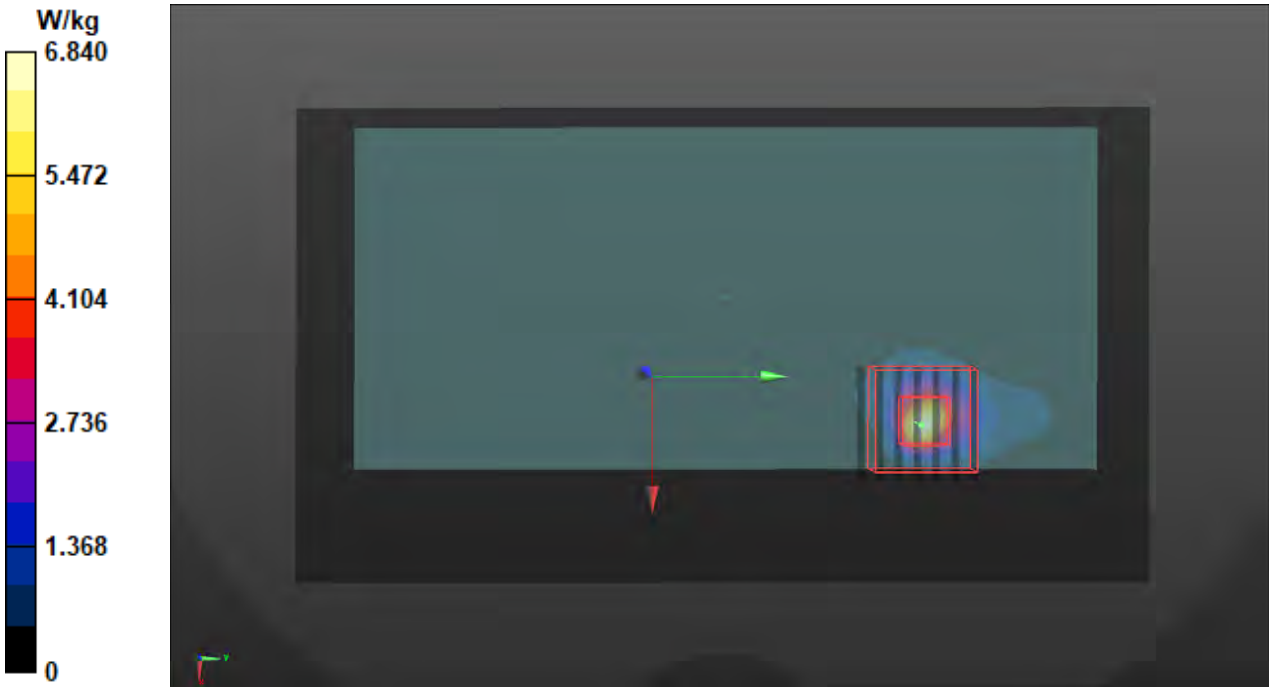
Zoom Scan (7x7x7)/Cube 0: Measurement grid: dx=4mm, dy=4mm, dz=1.4mm
Reference Value = 33.95 V/m; Power Drift = 0.06 dB
Peak SAR (extrapolated) = 16.1 W/kg
SAR(1 g) = 2.4 W/kg; SAR(10 g) = 0.557 W/kg (SAR corrected for target medium)
Smallest distance from peaks to all points 3 dB below = 4.4 mm
Ratio of SAR at M2 to SAR at M1 = 55.4%
Maximum value of SAR (measured) = 8.15 W/kg