Band	n258	Beam ID	167+39
Frequency Range	90GHz-110GHz	Channel	High
Antenna polarity	Horizontal	Test distance	1m

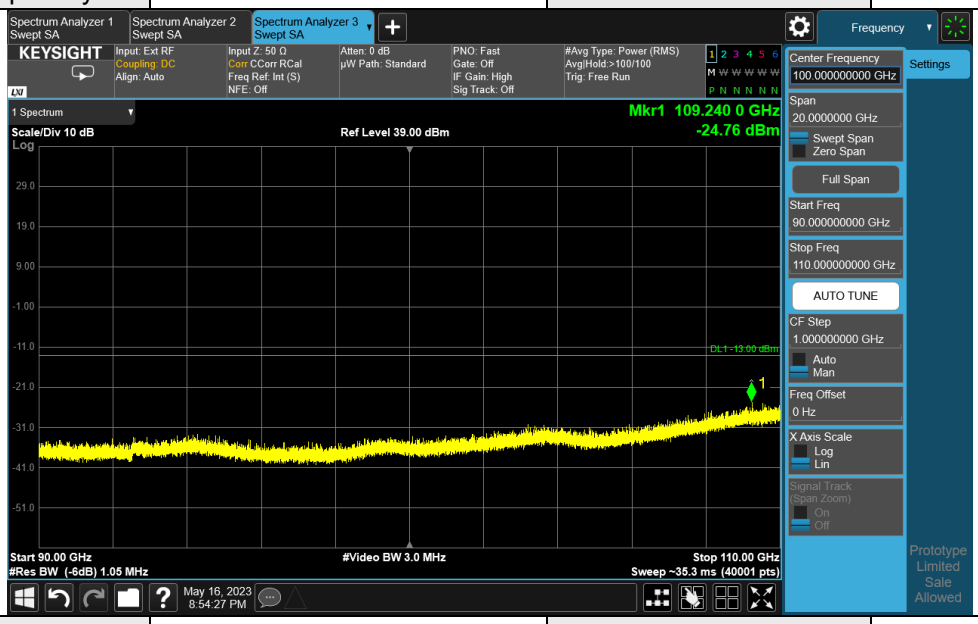

Band	n258	Beam ID	167+39
Frequency Range	90GHz-110GHz	Channel	High
Antenna polarity	Vertical	Test distance	1m

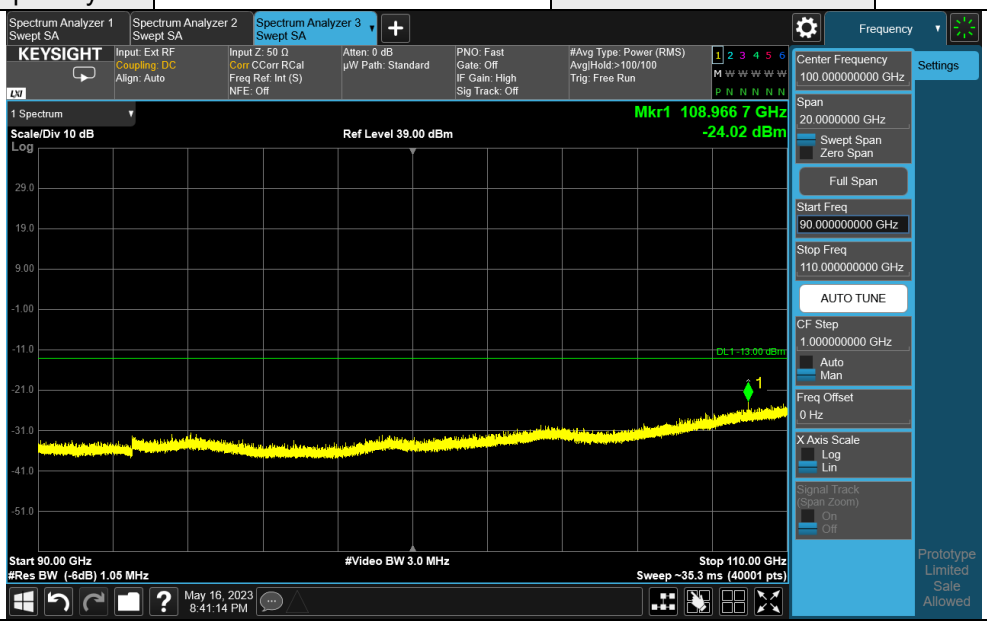

Note:

1. The test results already include the correction factor (corrections: On).
2. EIRP(dBm) = Raw Value(dBuV) + Correction Factor(dB/m) + Harmonic Mixer Conversion Loss (dB).
3. Correction Factor(dB/m) = Antenna Factor(dB/m) + Cable Factor(dB) – Pre-Amplifier Factor(dB) + 20log(D) – 104.8.

Band	n258	Beam ID	164+36
Frequency Range	90GHz-110GHz	Channel	Low
Antenna polarity	Horizontal	Test distance	1m

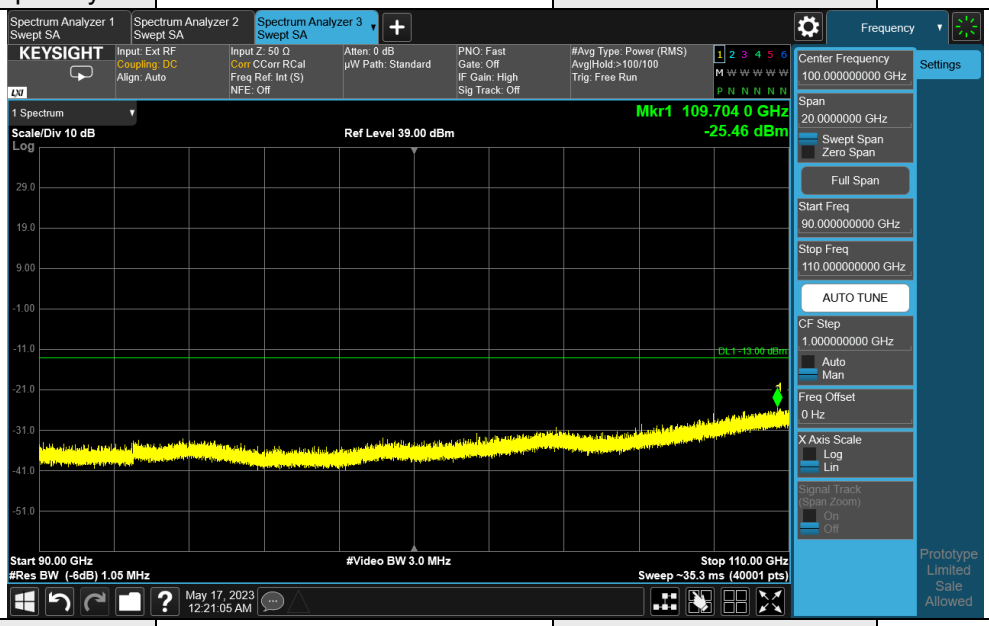

Band	n258	Beam ID	164+36
Frequency Range	90GHz-110GHz	Channel	Low
Antenna polarity	Vertical	Test distance	1m

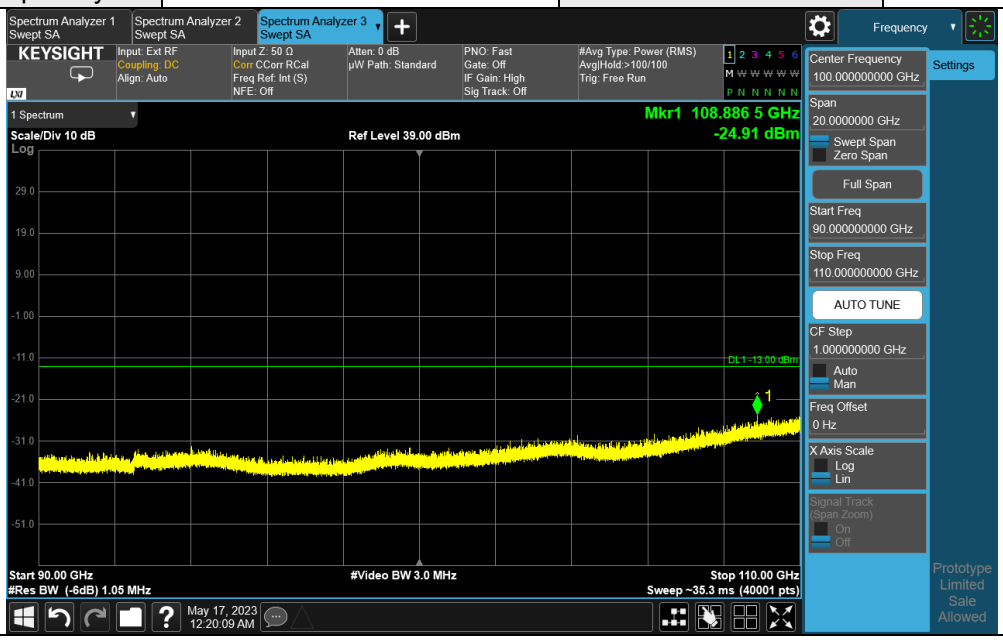

Note:

1. The test results already include the correction factor (corrections: On).
2. EIRP(dBm) = Raw Value(dBuV) + Correction Factor(dB/m) + Harmonic Mixer Conversion Loss (dB).
3. Correction Factor(dB/m) = Antenna Factor(dB/m) + Cable Factor(dB) – Pre-Amplifier Factor(dB) + 20log(D) – 104.8.

Band	n258	Beam ID	164+36
Frequency Range	90GHz-110GHz	Channel	Middle
Antenna polarity	Horizontal	Test distance	1m

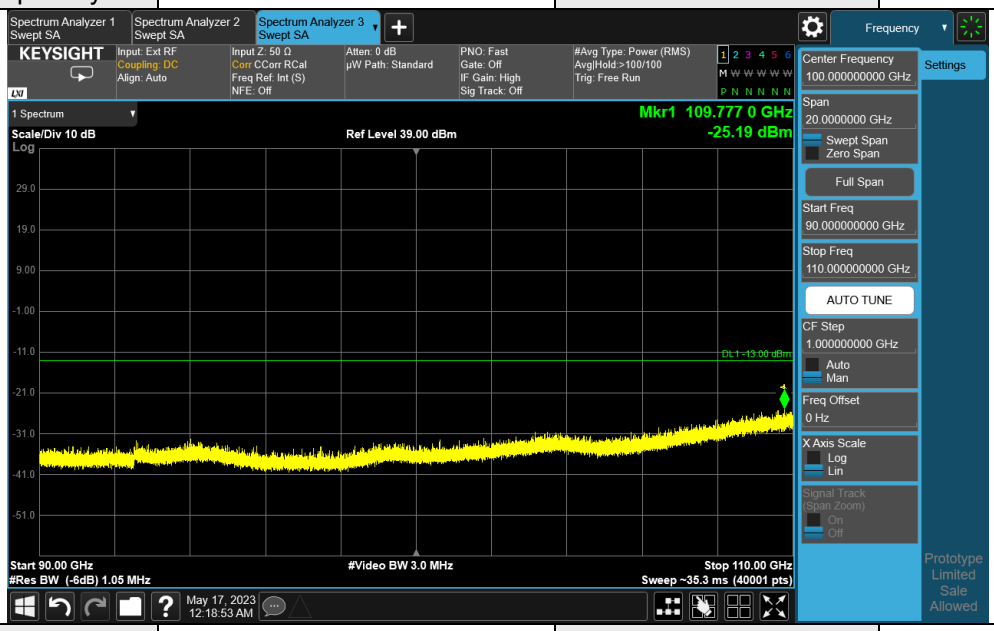

Band	n258	Beam ID	164+36
Frequency Range	90GHz-110GHz	Channel	Middle
Antenna polarity	Vertical	Test distance	1m

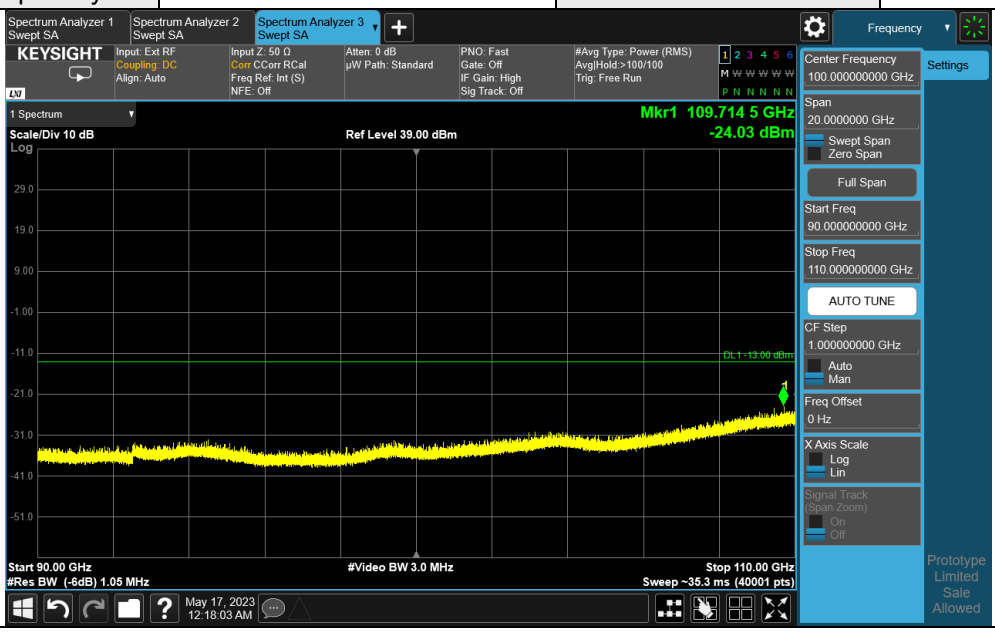

Note:

1. The test results already include the correction factor (corrections: On).
2. EIRP(dBm) = Raw Value(dBuV) + Correction Factor(dB/m) + Harmonic Mixer Conversion Loss (dB).
3. Correction Factor(dB/m) = Antenna Factor(dB/m) + Cable Factor(dB) – Pre-Amplifier Factor(dB) + 20log(D) – 104.8.

Band	n258	Beam ID	164+36
Frequency Range	90GHz-110GHz	Channel	High
Antenna polarity	Horizontal	Test distance	1m

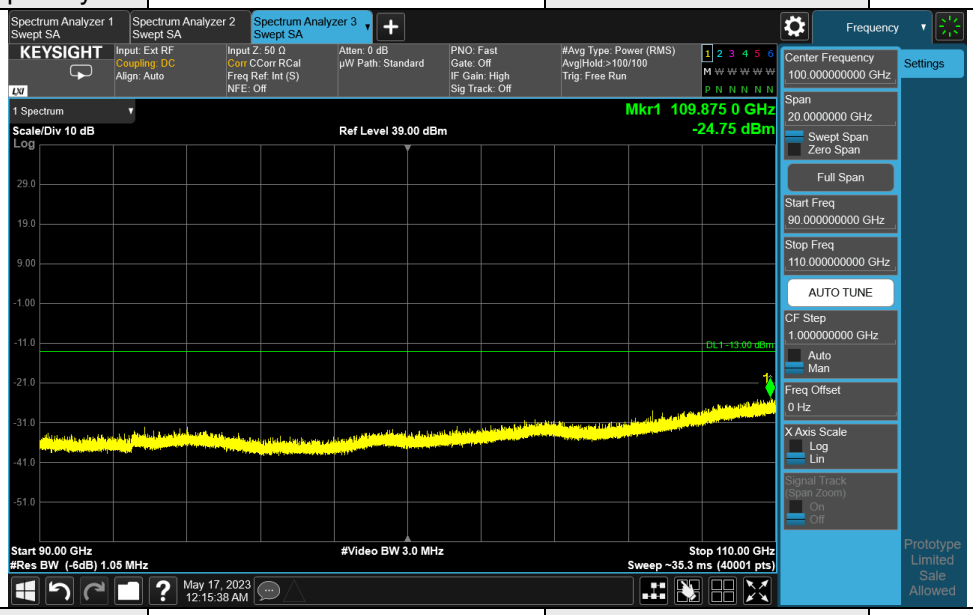

Band	n258	Beam ID	164+36
Frequency Range	90GHz-110GHz	Channel	High
Antenna polarity	Vertical	Test distance	1m

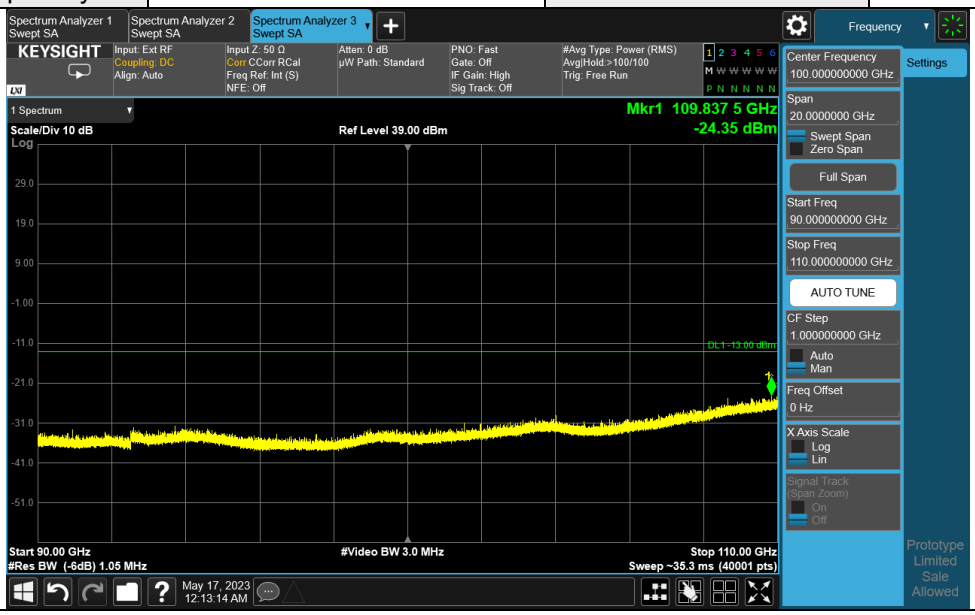

Note:

1. The test results already include the correction factor (corrections: On).
2. EIRP(dBm) = Raw Value(dBuV) + Correction Factor(dB/m) + Harmonic Mixer Conversion Loss (dB).
3. Correction Factor(dB/m) = Antenna Factor(dB/m) + Cable Factor(dB) – Pre-Amplifier Factor(dB) + 20log(D) – 104.8.

110GHz ~ 140GHz:

	Frequency (MHz)	EIRP (dBm)	Limit (dBm)	Margin (dB)	Antenna Height (cm)	Table Angle (Degree)	Raw Value (dBm)	Correction Factor (dB/m)
Beam167+39 LowH	116862	-36.90	-13	-23.90	162	84	-70.22	33.32
Beam167+39 LowV	114899	-36.89	-13	-23.89	135	358	-69.95	33.06
Beam167+39 MidH	114601	-37.36	-13	-24.36	113	42	-70.42	33.06
Beam167+39 MidV	111021	-36.90	-13	-23.90	135	5	-69.59	32.69
Beam167+39 HighH	110968	-38.06	-13	-25.06	165	71	-70.75	32.69
Beam167+39 HighV	119125	-36.54	-13	-23.54	111	344	-69.32	32.78

	Frequency (MHz)	EIRP (dBm)	Limit (dBm)	Margin (dB)	Antenna Height (cm)	Table Angle (Degree)	Raw Value (dBm)	Correction Factor (dB/m)
Beam164+36 LowH	111331	-37.41	-13	-24.41	100	346	-70.1	32.69
Beam164+36 LowV	114503	-37.33	-13	-24.33	118	37	-70.39	33.06
Beam164+36 MidH	111018	-37.91	-13	-24.91	100	359	-70.6	32.69
Beam164+36 MidV	111069	-37.36	-13	-24.36	117	2	-70.05	32.69
Beam164+36 HighH	112883	-37.56	-13	-24.56	139	341	-70.02	32.46
Beam164+36 HighV	111209	-36.81	-13	-23.81	137	296	-69.5	32.69

Band	n258	Beam ID	167+39
Frequency Range	110GHz-140GHz	Channel	Low
Antenna polarity	Horizontal	Test distance	1m

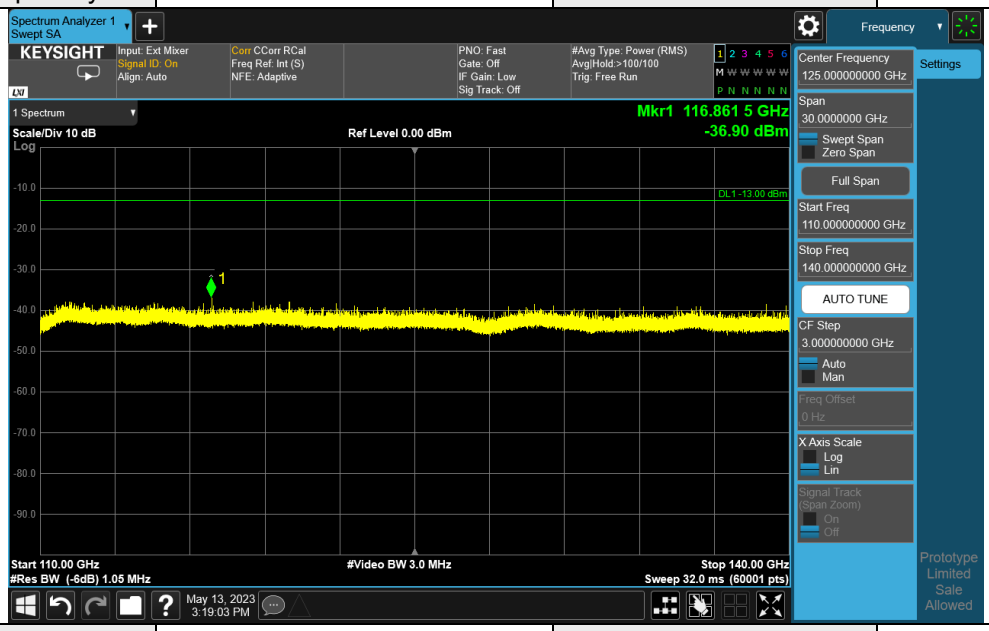

Band	n258	Beam ID	167+39
Frequency Range	110GHz-140GHz	Channel	Low
Antenna polarity	Vertical	Test distance	1m

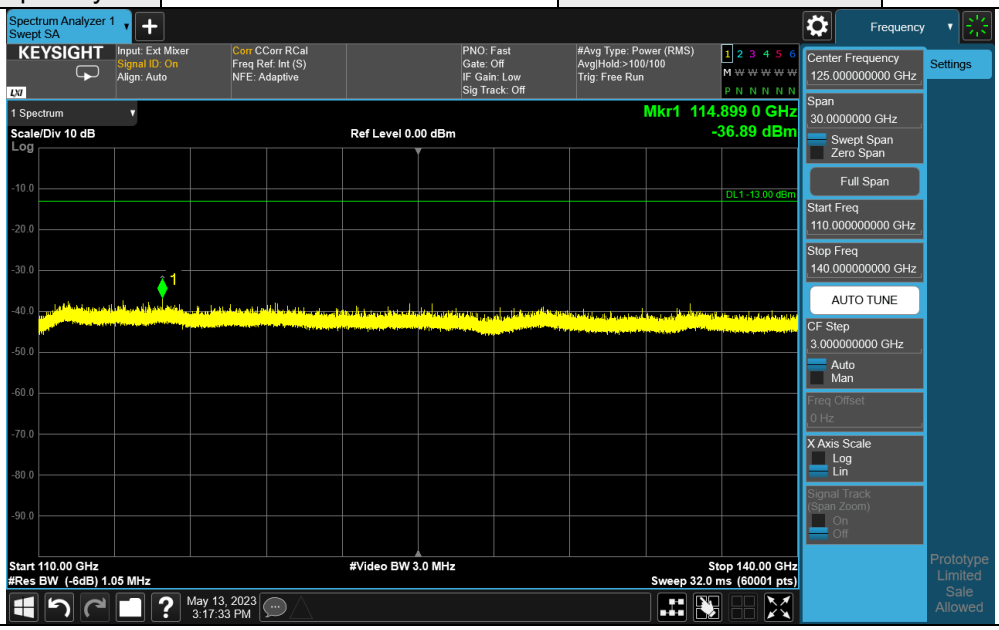

Note:

1. The test results already include the correction factor (corrections: On).
2. EIRP(dBm) = Raw Value(dBuV) + Correction Factor(dB/m) + Harmonic Mixer Conversion Loss (dB).
3. Correction Factor(dB/m) = Antenna Factor(dB/m) + Cable Factor(dB) – Pre-Amplifier Factor(dB) + 20log(D) – 104.8.

Band	n258	Beam ID	167+39
Frequency Range	110GHz-140GHz	Channel	Middle
Antenna polarity	Horizontal	Test distance	1m

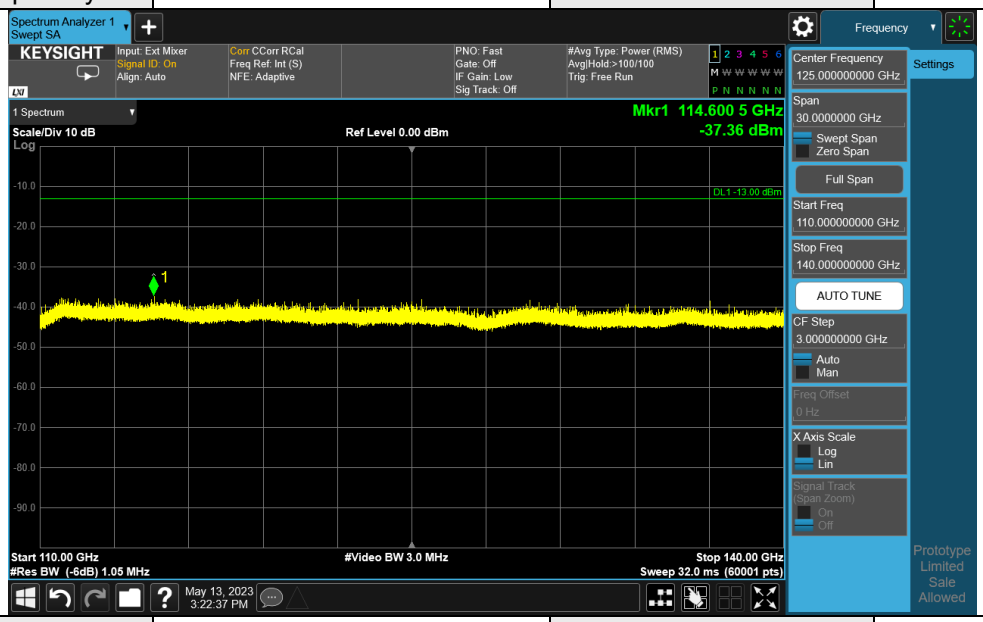

Band	n258	Beam ID	167+39
Frequency Range	110GHz-140GHz	Channel	Middle
Antenna polarity	Vertical	Test distance	1m

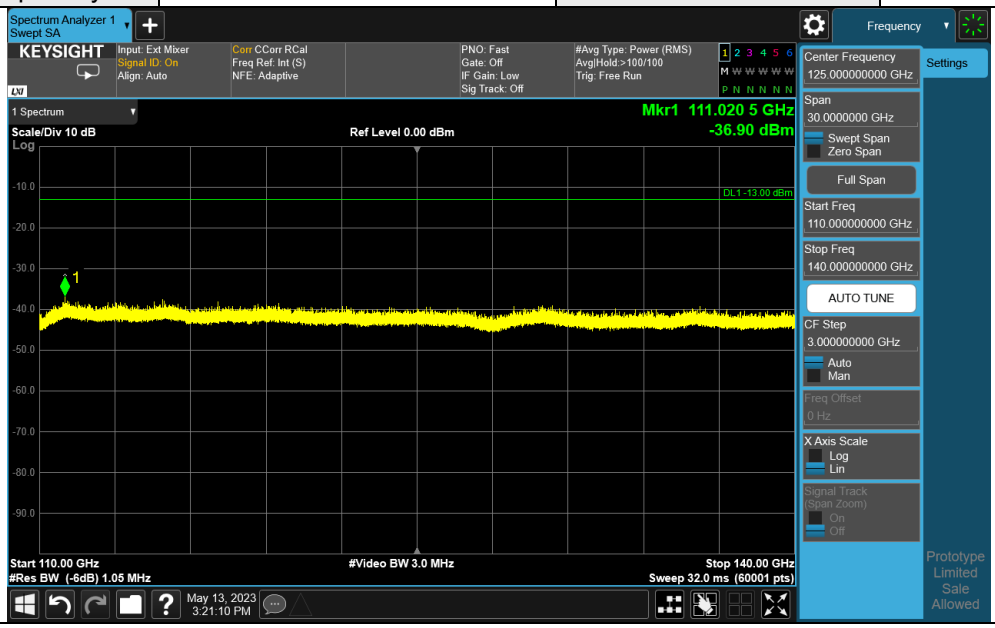

Note:

1. The test results already include the correction factor (corrections: On).
2. EIRP(dBm) = Raw Value(dBuV) + Correction Factor(dB/m) + Harmonic Mixer Conversion Loss (dB).
3. Correction Factor(dB/m) = Antenna Factor(dB/m) + Cable Factor(dB) – Pre-Amplifier Factor(dB) + 20log(D) – 104.8.

Band	n258	Beam ID	167+39
Frequency Range	110GHz-140GHz	Channel	High
Antenna polarity	Horizontal	Test distance	1m

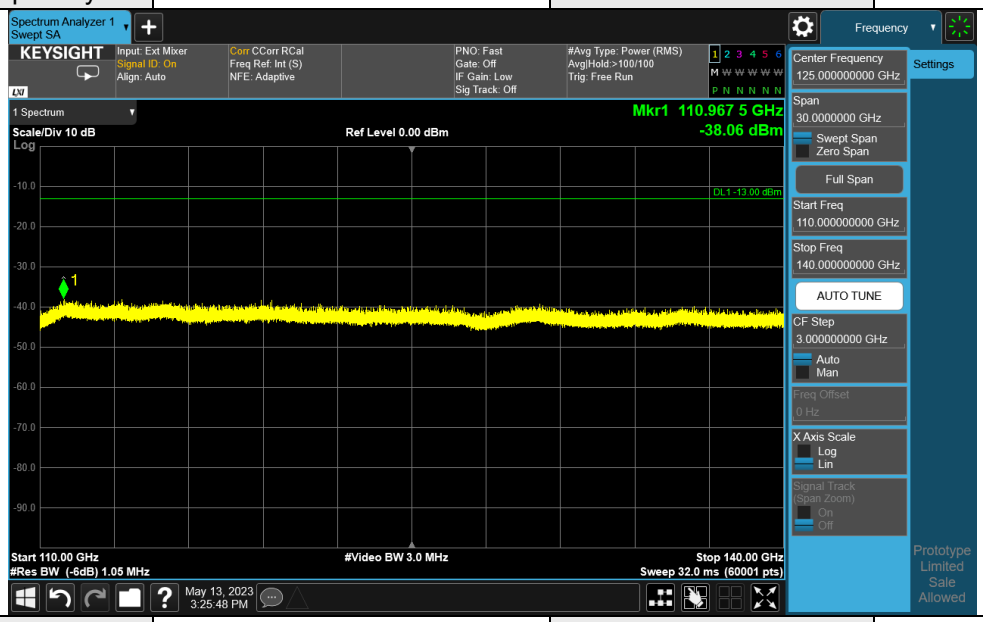

Band	n258	Beam ID	167+39
Frequency Range	110GHz-140GHz	Channel	High
Antenna polarity	Vertical	Test distance	1m

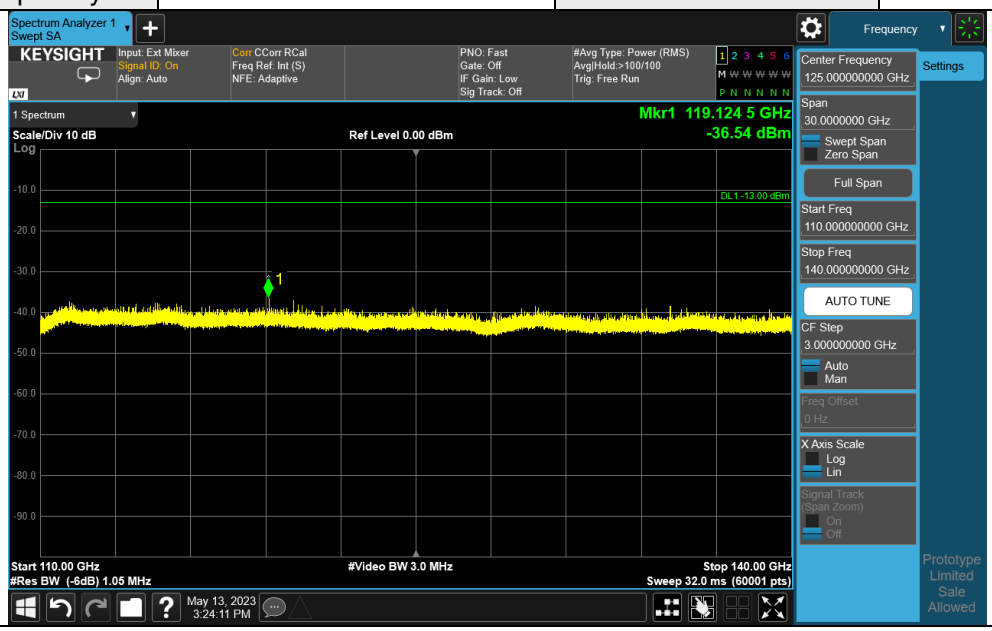

Note:

1. The test results already include the correction factor (corrections: On).
2. EIRP(dBm) = Raw Value(dBuV) + Correction Factor(dB/m) + Harmonic Mixer Conversion Loss (dB).
3. Correction Factor(dB/m) = Antenna Factor(dB/m) + Cable Factor(dB) – Pre-Amplifier Factor(dB) + 20log(D) – 104.8.

Band	n258	Beam ID	164+36
Frequency Range	110GHz-140GHz	Channel	Low
Antenna polarity	Horizontal	Test distance	1m

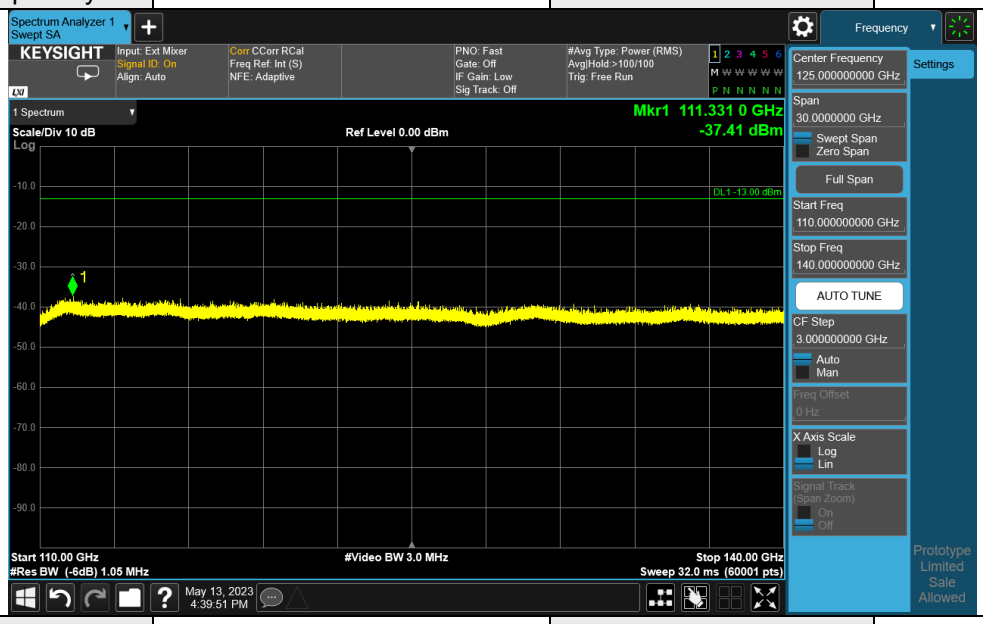

Band	n258	Beam ID	164+36
Frequency Range	110GHz-140GHz	Channel	Low
Antenna polarity	Vertical	Test distance	1m

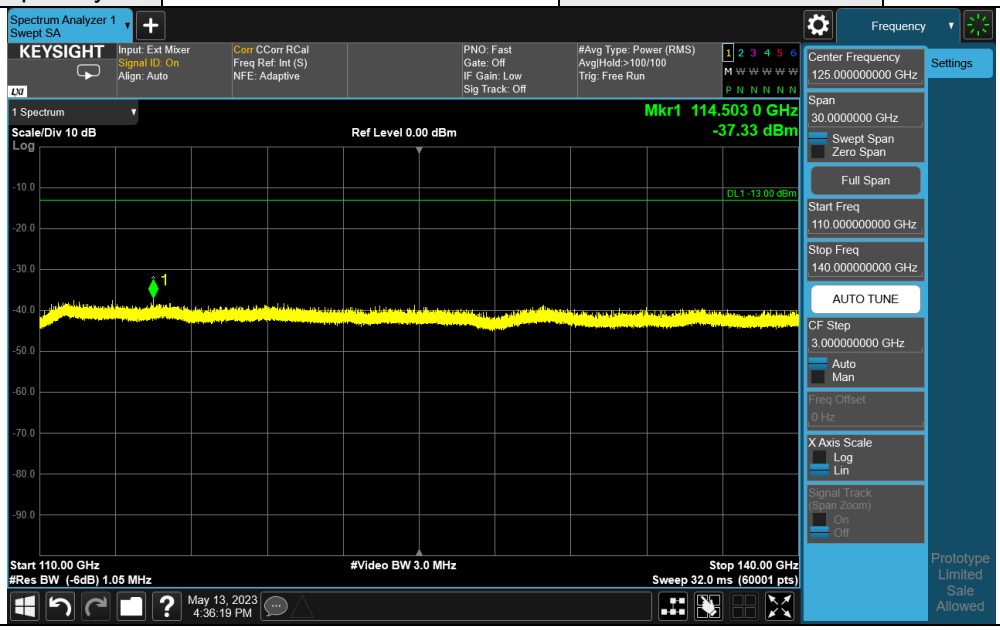

Note:

1. The test results already include the correction factor (corrections: On).
2. EIRP(dBm) = Raw Value(dBuV) + Correction Factor(dB/m) + Harmonic Mixer Conversion Loss (dB).
3. Correction Factor(dB/m) = Antenna Factor(dB/m) + Cable Factor(dB) – Pre-Amplifier Factor(dB) + 20log(D) – 104.8.

Band	n258	Beam ID	164+36
Frequency Range	110GHz-140GHz	Channel	Middle
Antenna polarity	Horizontal	Test distance	1m

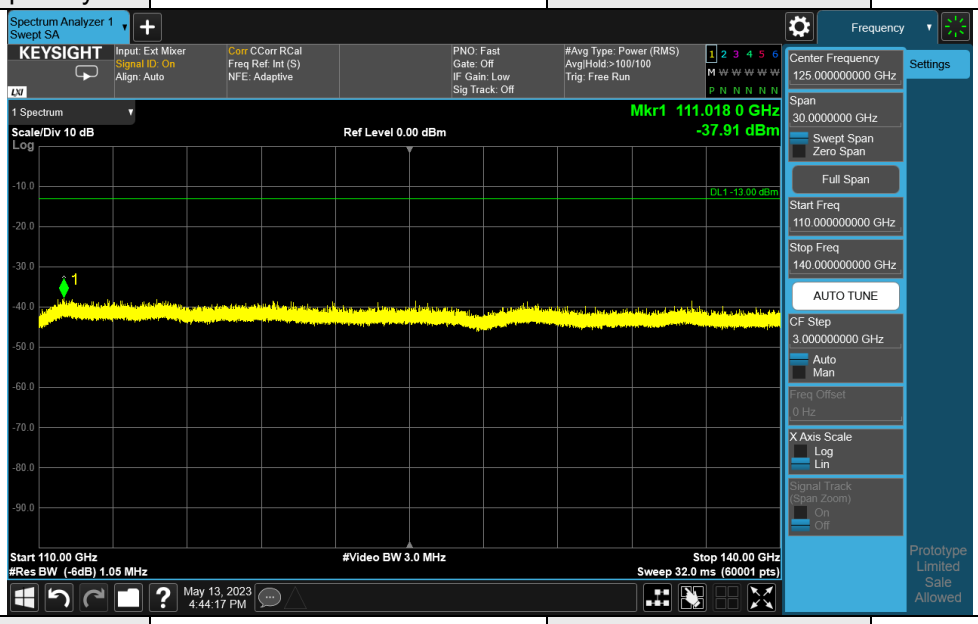

Band	n258	Beam ID	164+36
Frequency Range	110GHz-140GHz	Channel	Middle
Antenna polarity	Vertical	Test distance	1m

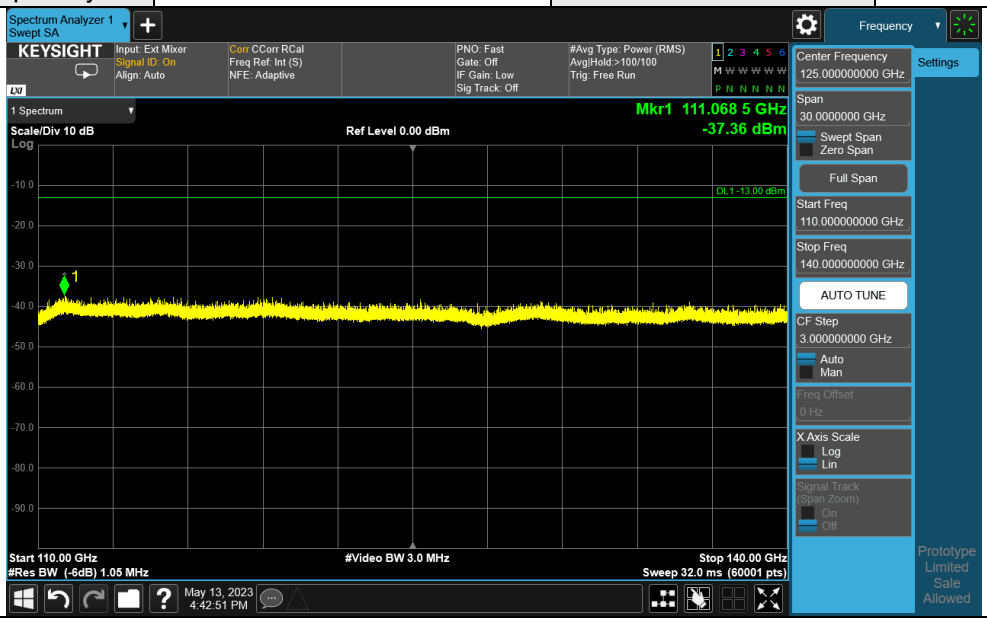

Note:

1. The test results already include the correction factor (corrections: On).
2. EIRP(dBm) = Raw Value(dBuV) + Correction Factor(dB/m) + Harmonic Mixer Conversion Loss (dB).
3. Correction Factor(dB/m) = Antenna Factor(dB/m) + Cable Factor(dB) – Pre-Amplifier Factor(dB) + 20log(D) – 104.8.

Band	n258	Beam ID	164+36
Frequency Range	110GHz-140GHz	Channel	High
Antenna polarity	Horizontal	Test distance	1m

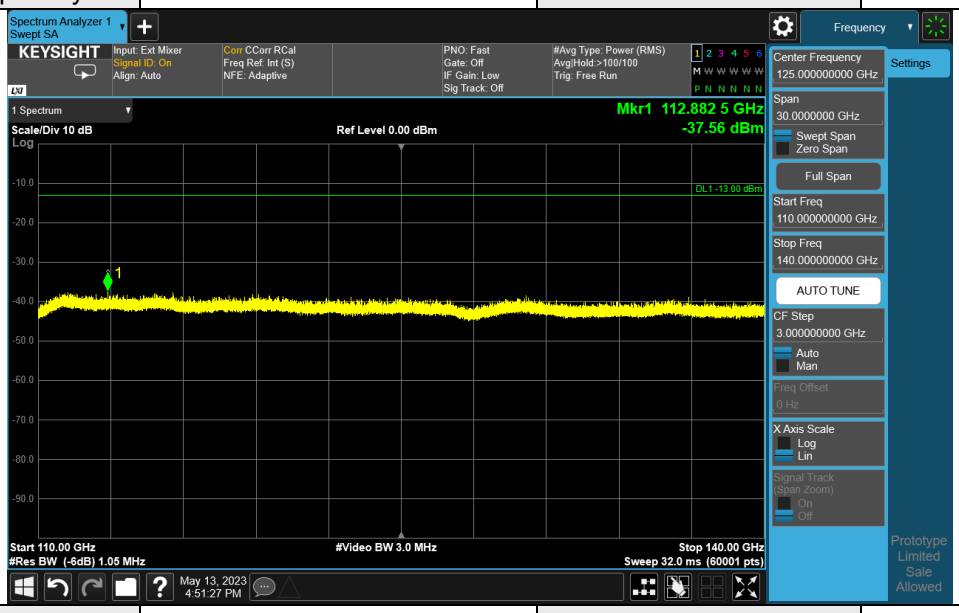

Band	n258	Beam ID	164+36
Frequency Range	110GHz-140GHz	Channel	High
Antenna polarity	Vertical	Test distance	1m

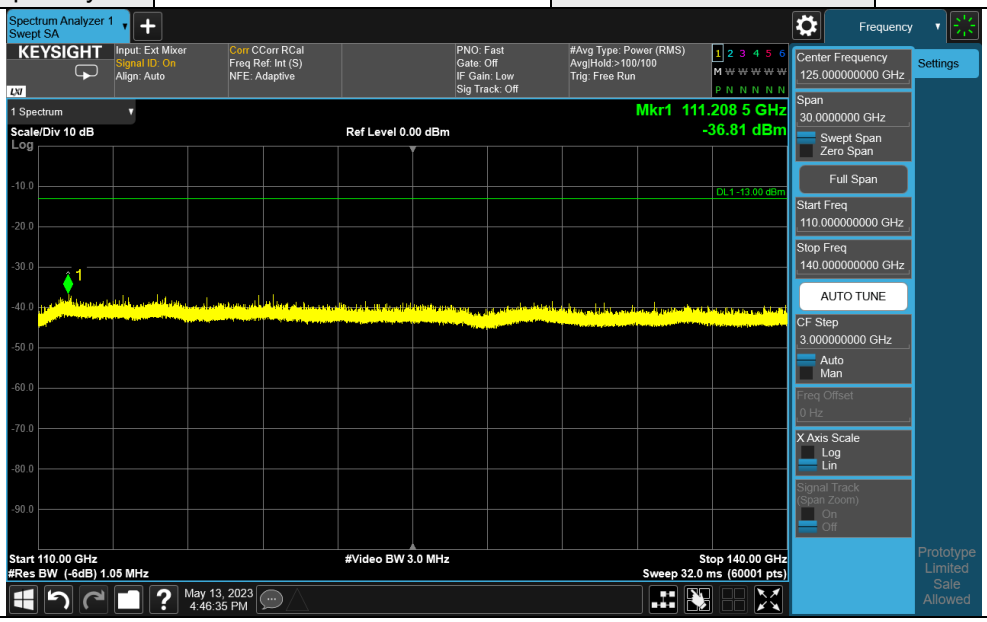

Note:

1. The test results already include the correction factor (corrections: On).
2. EIRP(dBm) = Raw Value(dBuV) + Correction Factor(dB/m) + Harmonic Mixer Conversion Loss (dB).
3. Correction Factor(dB/m) = Antenna Factor(dB/m) + Cable Factor(dB) – Pre-Amplifier Factor(dB) + 20log(D) – 104.8.

140GHz ~ 170GHz:

	Frequency (MHz)	EIRP (dBm)	Limit (dBm)	Margin (dB)	Antenna Height (cm)	Table Angle (Degree)	Raw Value (dBm)	Correction Factor (dB/m)
Beam167+39 LowH	169860	-36.08	-13	-23.08	141	68	-73.85	37.77
Beam167+39 LowV	169610	-36.61	-13	-23.61	107	13	-74.38	37.77
Beam167+39 MidH	169809	-37.00	-13	-24.00	114	46	-74.77	37.77
Beam167+39 MidV	169784	-36.42	-13	-23.42	114	353	-74.19	37.77
Beam167+39 HighH	169934	-37.14	-13	-24.14	149	31	-74.91	37.77
Beam167+39 HighV	169550	-36.95	-13	-23.95	100	11	-74.72	37.77

	Frequency (MHz)	EIRP (dBm)	Limit (dBm)	Margin (dB)	Antenna Height (cm)	Table Angle (Degree)	Raw Value (dBm)	Correction Factor (dB/m)
Beam164+36 LowH	169389	-36.67	-13	-23.67	125	0	-74.08	37.41
Beam164+36 LowV	169560	-36.49	-13	-23.49	121	6	-74.26	37.77
Beam164+36 MidH	169937	-36.37	-13	-23.37	103	7	-74.14	37.77
Beam164+36 MidV	169690	-36.79	-13	-23.79	122	0	-74.56	37.77
Beam164+36 HighH	164961	-36.10	-13	-23.10	150	321	-72.69	36.59
Beam164+36 HighV	169573	-36.01	-13	-23.01	117	334	-73.78	37.77

Band	n258	Beam ID	167+39
Frequency Range	140GHz-170GHz	Channel	Low
Antenna polarity	Horizontal	Test distance	1m

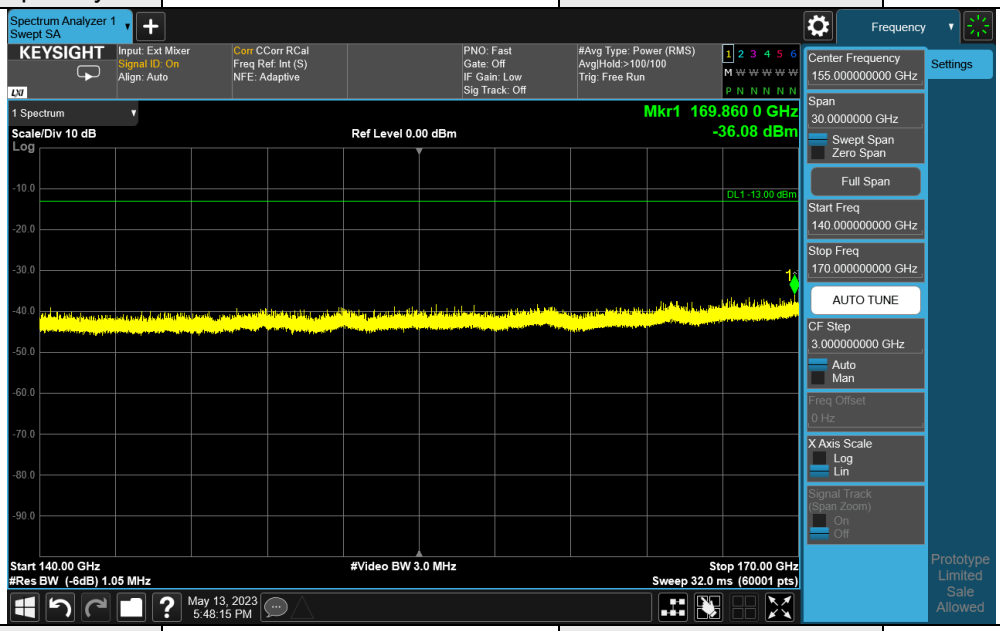

Band	n258	Beam ID	167+39
Frequency Range	140GHz-170GHz	Channel	Low
Antenna polarity	Vertical	Test distance	1m

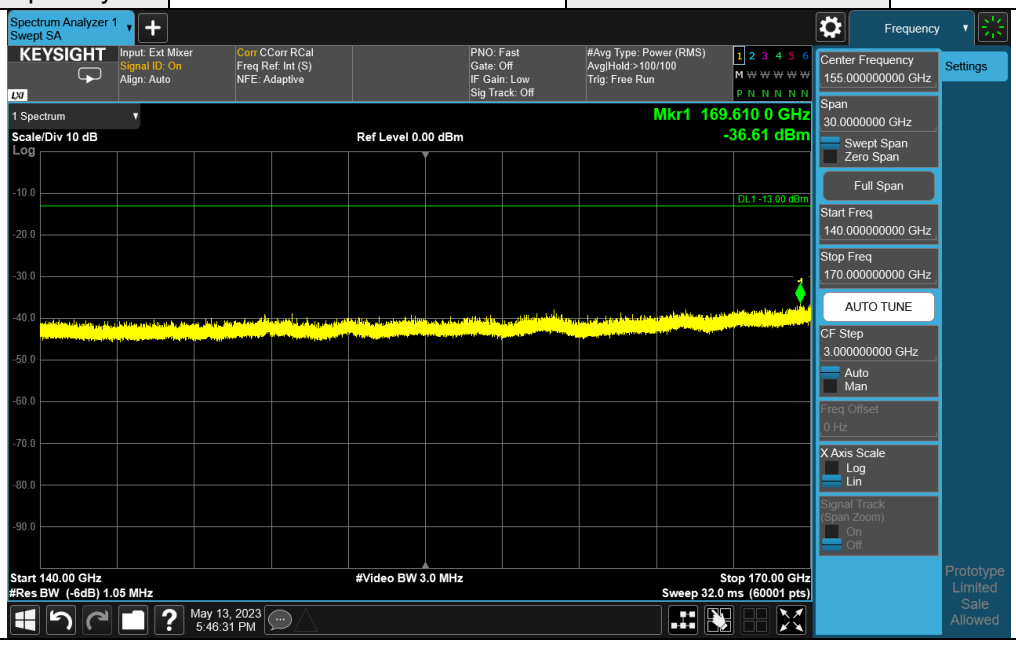

Note:

1. The test results already include the correction factor (corrections: On).
2. EIRP(dBm) = Raw Value(dBuV) + Correction Factor(dB/m) + Harmonic Mixer Conversion Loss (dB).
3. Correction Factor(dB/m) = Antenna Factor(dB/m) + Cable Factor(dB) – Pre-Amplifier Factor(dB) + 20log(D) – 104.8.

Band	n258	Beam ID	167+39
Frequency Range	140GHz-170GHz	Channel	Middle
Antenna polarity	Horizontal	Test distance	1m

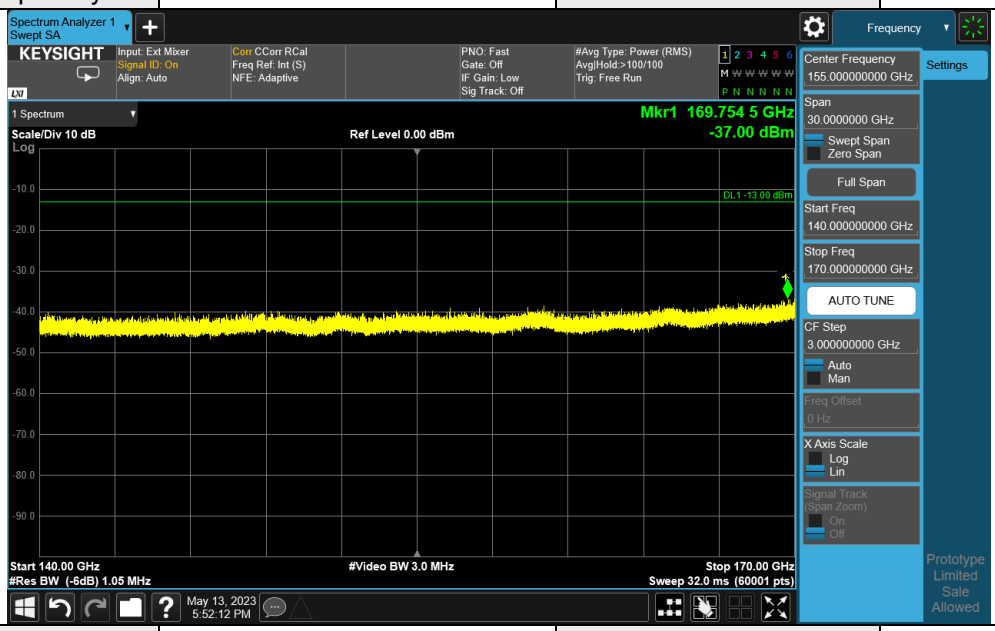

Band	n258	Beam ID	167+39
Frequency Range	140GHz-170GHz	Channel	Middle
Antenna polarity	Vertical	Test distance	1m

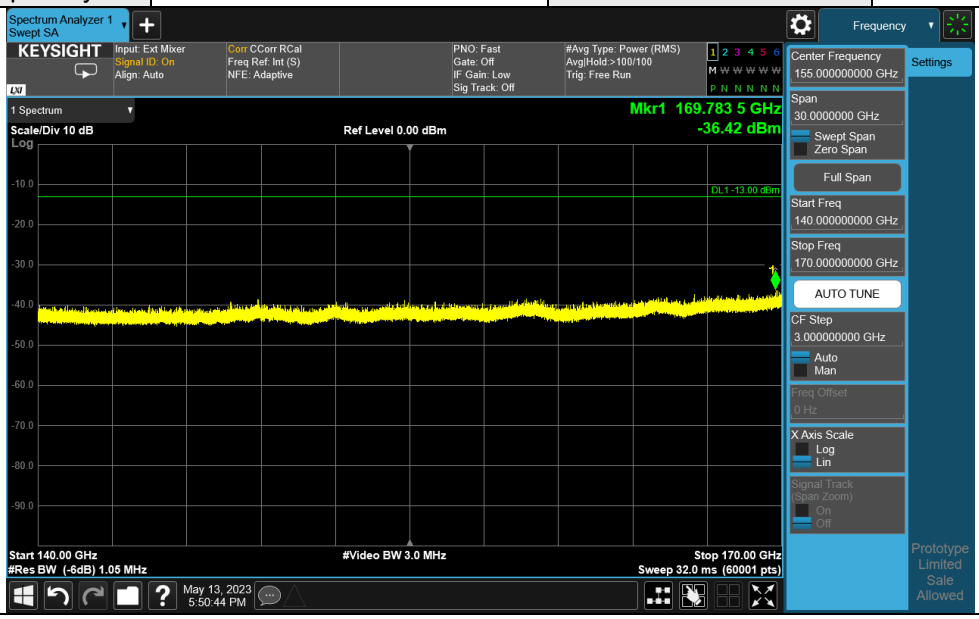

Note:

1. The test results already include the correction factor (corrections: On).
2. EIRP(dBm) = Raw Value(dBuV) + Correction Factor(dB/m) + Harmonic Mixer Conversion Loss (dB).
3. Correction Factor(dB/m) = Antenna Factor(dB/m) + Cable Factor(dB) – Pre-Amplifier Factor(dB) + 20log(D) – 104.8.

Band	n258	Beam ID	167+39
Frequency Range	140GHz-170GHz	Channel	High
Antenna polarity	Horizontal	Test distance	1m

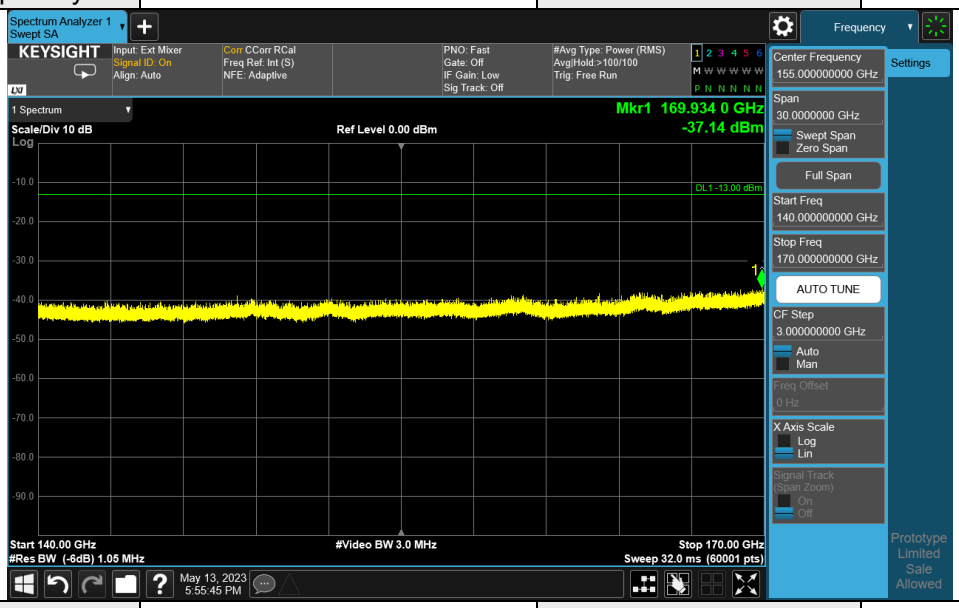

Band	n258	Beam ID	167+39
Frequency Range	140GHz-170GHz	Channel	High
Antenna polarity	Vertical	Test distance	1m

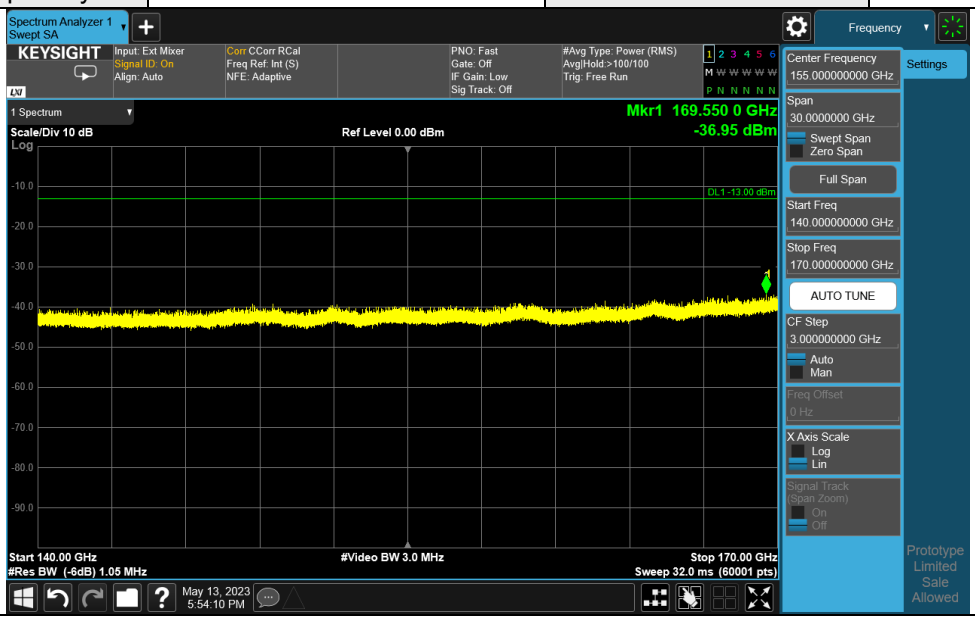

Note:

1. The test results already include the correction factor (corrections: On).
2. EIRP(dBm) = Raw Value(dBuV) + Correction Factor(dB/m) + Harmonic Mixer Conversion Loss (dB).
3. Correction Factor(dB/m) = Antenna Factor(dB/m) + Cable Factor(dB) – Pre-Amplifier Factor(dB) + 20log(D) – 104.8.

Band	n258	Beam ID	164+36
Frequency Range	140GHz-170GHz	Channel	Low
Antenna polarity	Horizontal	Test distance	1m

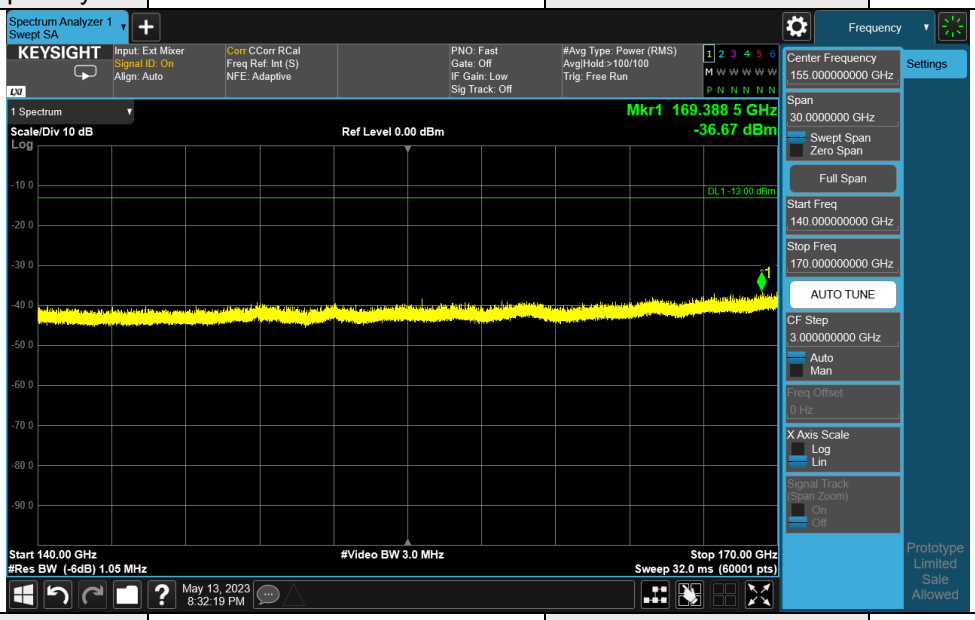

Band	n258	Beam ID	164+36
Frequency Range	140GHz-170GHz	Channel	Low
Antenna polarity	Vertical	Test distance	1m

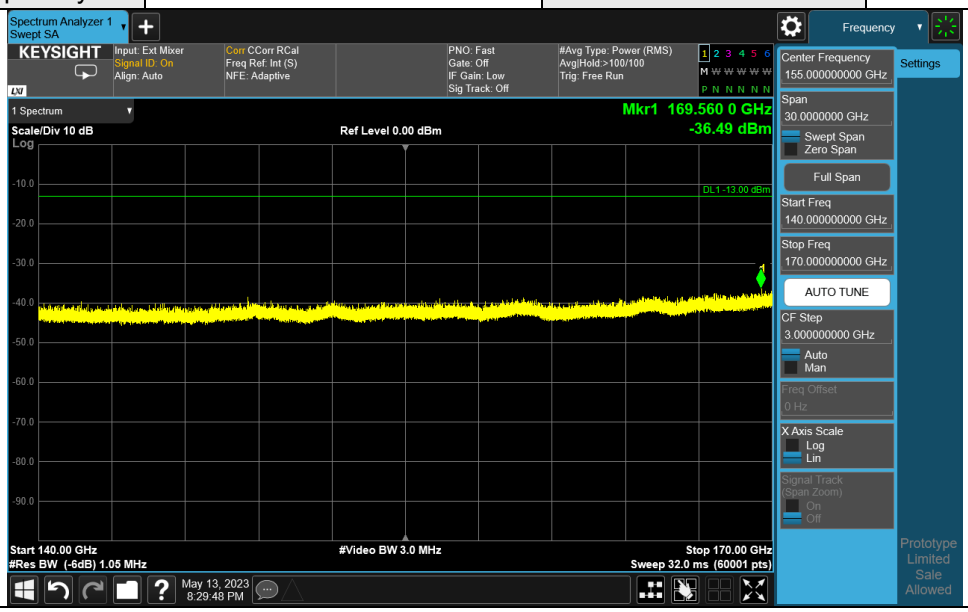

Note:

1. The test results already include the correction factor (corrections: On).
2. EIRP(dBm) = Raw Value(dBuV) + Correction Factor(dB/m) + Harmonic Mixer Conversion Loss (dB).
3. Correction Factor(dB/m) = Antenna Factor(dB/m) + Cable Factor(dB) – Pre-Amplifier Factor(dB) + 20log(D) – 104.8.

Band	n258	Beam ID	164+36
Frequency Range	140GHz-170GHz	Channel	Middle
Antenna polarity	Horizontal	Test distance	1m

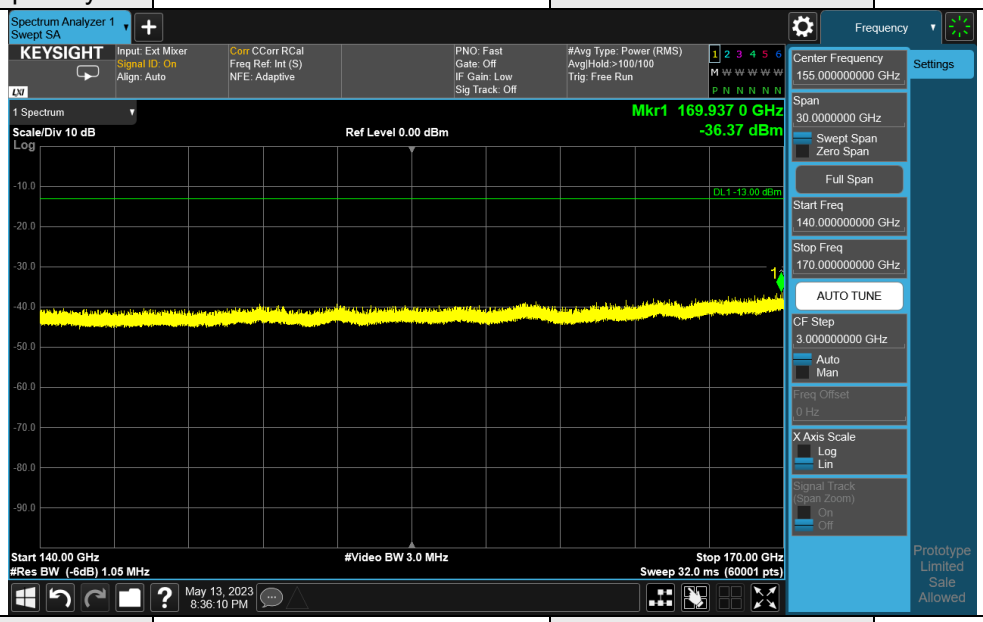

Band	n258	Beam ID	164+36
Frequency Range	140GHz-170GHz	Channel	Middle
Antenna polarity	Vertical	Test distance	1m

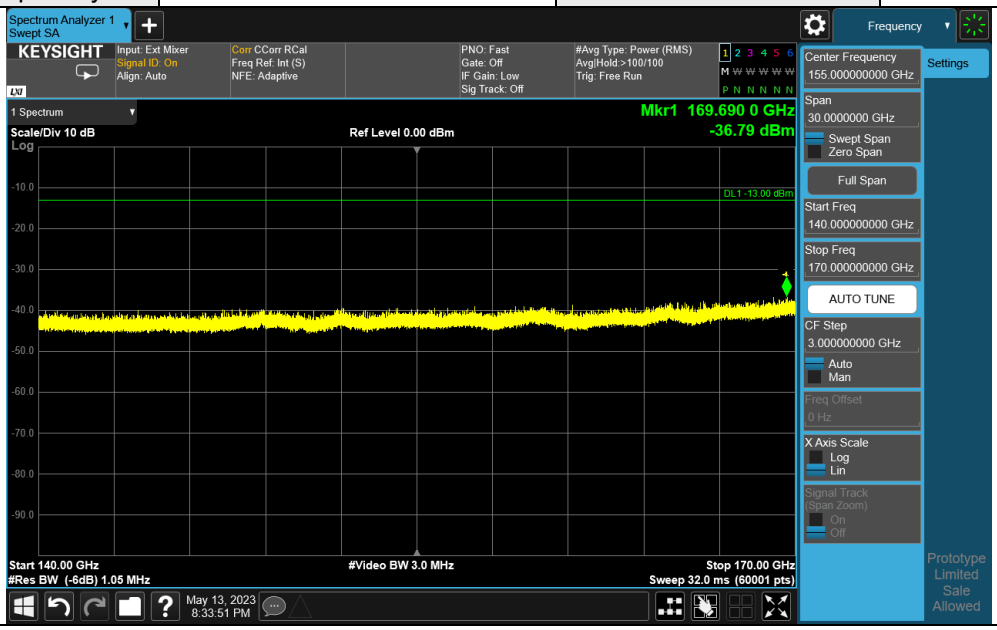

Note:

1. The test results already include the correction factor (corrections: On).
2. EIRP(dBm) = Raw Value(dBuV) + Correction Factor(dB/m) + Harmonic Mixer Conversion Loss (dB).
3. Correction Factor(dB/m) = Antenna Factor(dB/m) + Cable Factor(dB) – Pre-Amplifier Factor(dB) + 20log(D) – 104.8.

Band	n258	Beam ID	164+36
Frequency Range	140GHz-170GHz	Channel	High
Antenna polarity	Horizontal	Test distance	1m

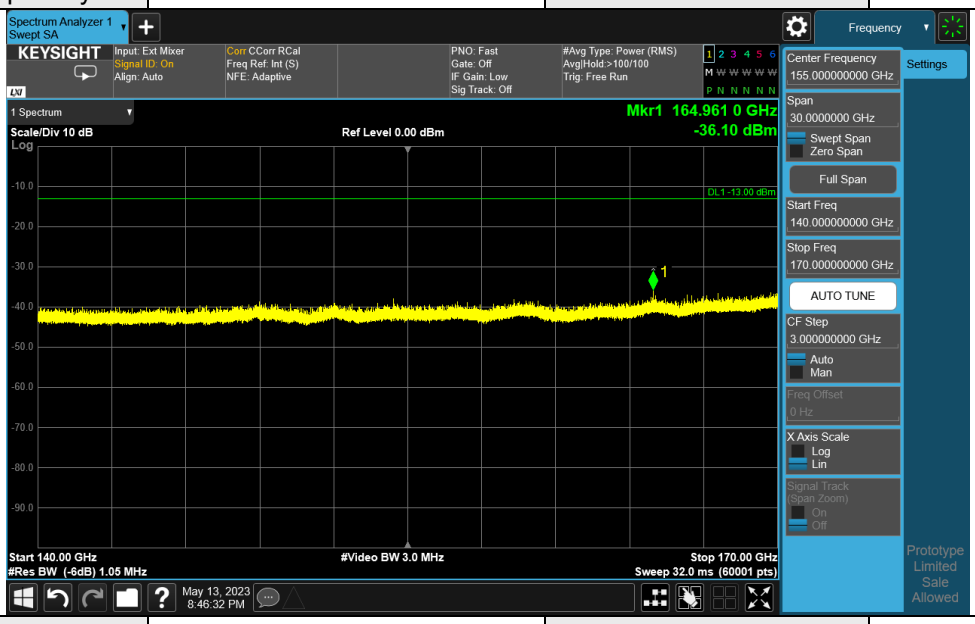

Band	n258	Beam ID	164+36
Frequency Range	140GHz-170GHz	Channel	High
Antenna polarity	Vertical	Test distance	1m

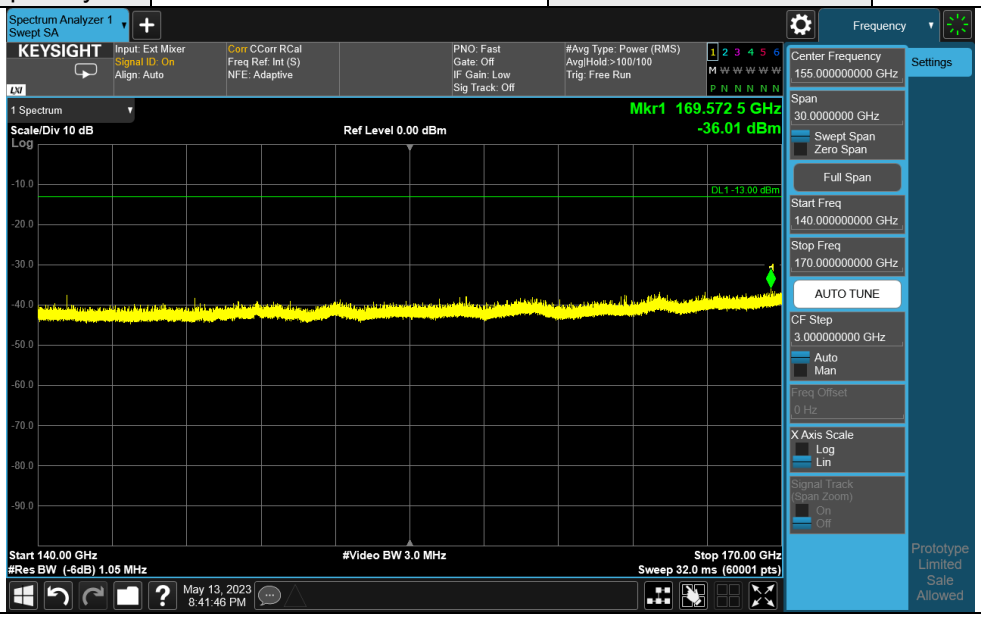

Note:

1. The test results already include the correction factor (corrections: On).
2. EIRP(dBm) = Raw Value(dBuV) + Correction Factor(dB/m) + Harmonic Mixer Conversion Loss (dB).
3. Correction Factor(dB/m) = Antenna Factor(dB/m) + Cable Factor(dB) – Pre-Amplifier Factor(dB) + 20log(D) – 104.8.

170GHz ~ 200GHz:

	Frequency (MHz)	EIRP (dBm)	Limit (dBm)	Margin (dB)	Antenna Height (cm)	Table Angle (Degree)	Raw Value (dBm)	Correction Factor (dB/m)
Beam167+39 LowH	194099	-34.82	-13	-21.82	111	36	-95.14	60.32
Beam167+39 LowV	190218	-34.78	-13	-21.78	100	26	-95.10	60.32
Beam167+39 MidH	194678	-35.04	-13	-22.04	136	56	-95.28	60.24
Beam167+39 MidV	180869	-35.21	-13	-22.21	124	27	-94.39	59.18
Beam167+39 HighH	194227	-34.61	-13	-21.61	130	45	-94.93	60.32
Beam167+39 HighV	194247	-34.31	-13	-21.31	133	34	-94.63	60.32

	Frequency (MHz)	EIRP (dBm)	Limit (dBm)	Margin (dB)	Antenna Height (cm)	Table Angle (Degree)	Raw Value (dBm)	Correction Factor (dB/m)
Beam164+36 LowH	194031	-34.65	-13	-21.65	100	4	-94.97	60.32
Beam164+36 LowV	194877	-35.15	-13	-22.15	170	27	-95.39	60.24
Beam164+36 MidH	191518	-33.30	-13	-20.30	100	358	-93.07	59.77
Beam164+36 MidV	190356	-34.65	-13	-21.65	142	344	-94.20	59.55
Beam164+36 HighH	194023	-34.53	-13	-21.53	148	349	-94.85	60.32
Beam164+36 HighV	194415	-34.96	-13	-21.96	138	296	-95.28	60.32

Band	n258	Beam ID	167+39
Frequency Range	170GHz-200GHz	Channel	Low
Antenna polarity	Horizontal	Test distance	1m

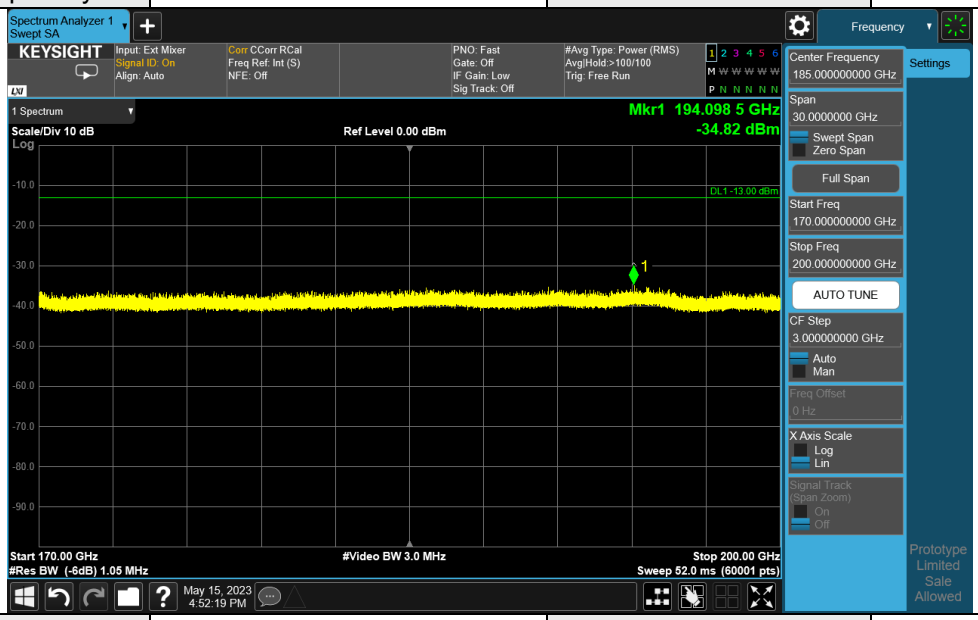

Band	n258	Beam ID	167+39
Frequency Range	170GHz-200GHz	Channel	Low
Antenna polarity	Vertical	Test distance	1m

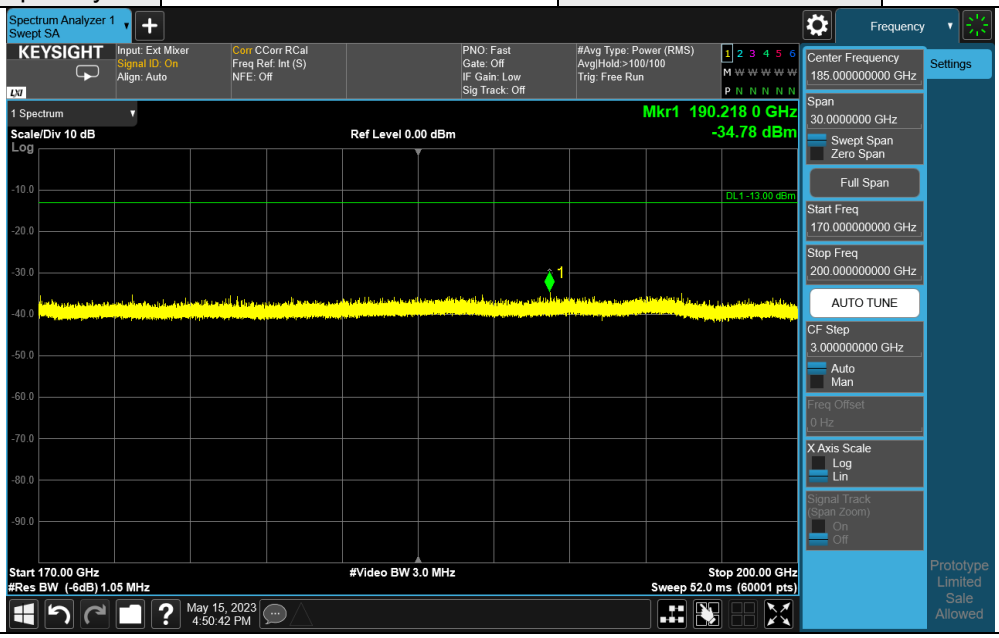

Note:

1. The test results already include the correction factor (corrections: On).
2. EIRP(dBm) = Raw Value(dBuV) + Correction Factor(dB/m) + Harmonic Mixer Conversion Loss (dB).
3. Correction Factor(dB/m) = Antenna Factor(dB/m) + Cable Factor(dB) – Pre-Amplifier Factor(dB) + 20log(D) – 104.8.

Band	n258	Beam ID	167+39
Frequency Range	170GHz-200GHz	Channel	Middle
Antenna polarity	Horizontal	Test distance	1m

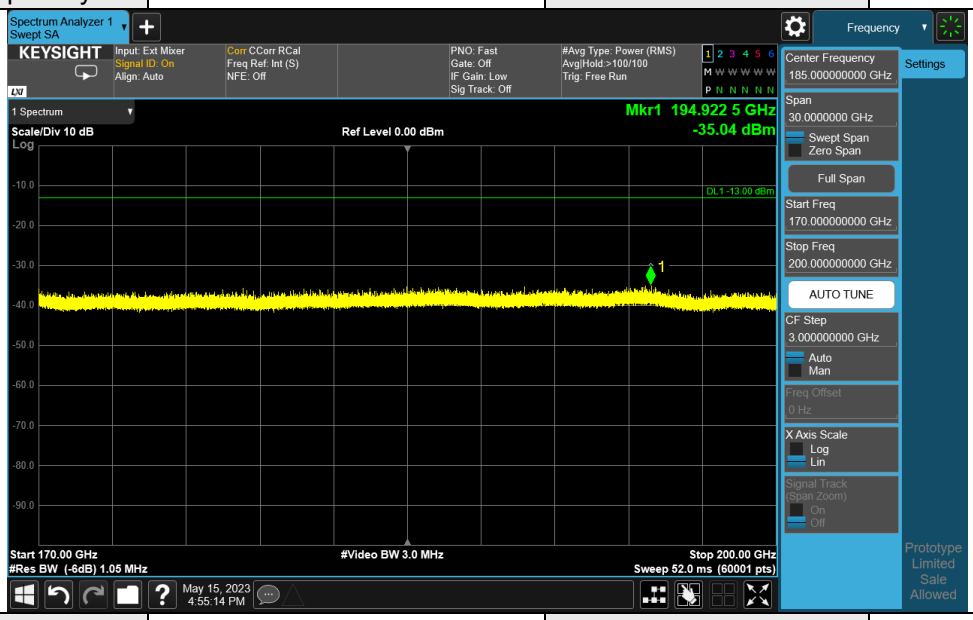

Band	n258	Beam ID	167+39
Frequency Range	170GHz-200GHz	Channel	Middle
Antenna polarity	Vertical	Test distance	1m

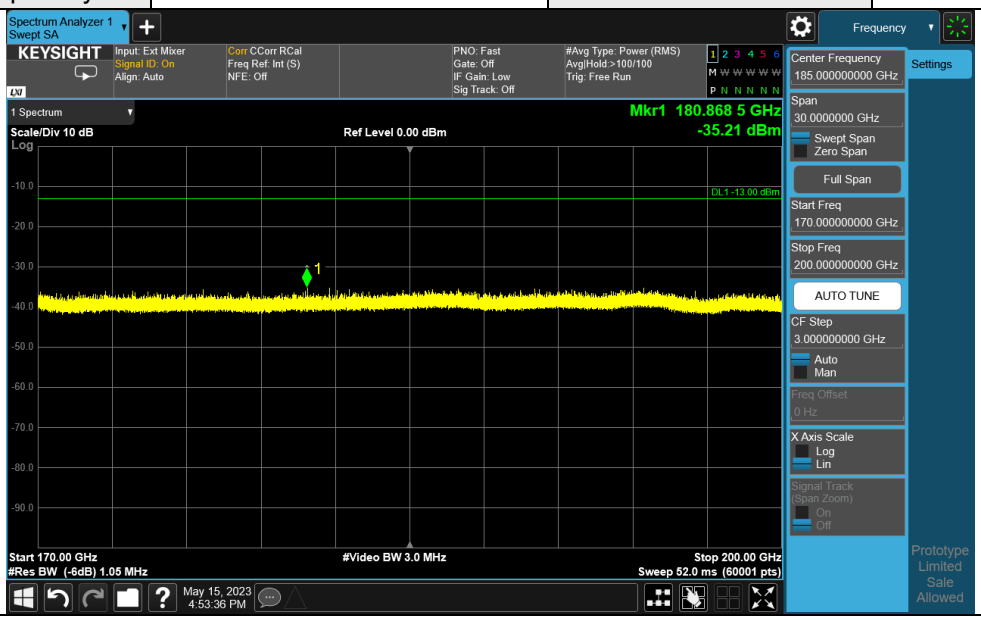

Note:

1. The test results already include the correction factor (corrections: On).
2. EIRP(dBm) = Raw Value(dBuV) + Correction Factor(dB/m) + Harmonic Mixer Conversion Loss (dB).
3. Correction Factor(dB/m) = Antenna Factor(dB/m) + Cable Factor(dB) – Pre-Amplifier Factor(dB) + 20log(D) – 104.8.

Band	n258	Beam ID	167+39
Frequency Range	170GHz-200GHz	Channel	High
Antenna polarity	Horizontal	Test distance	1m

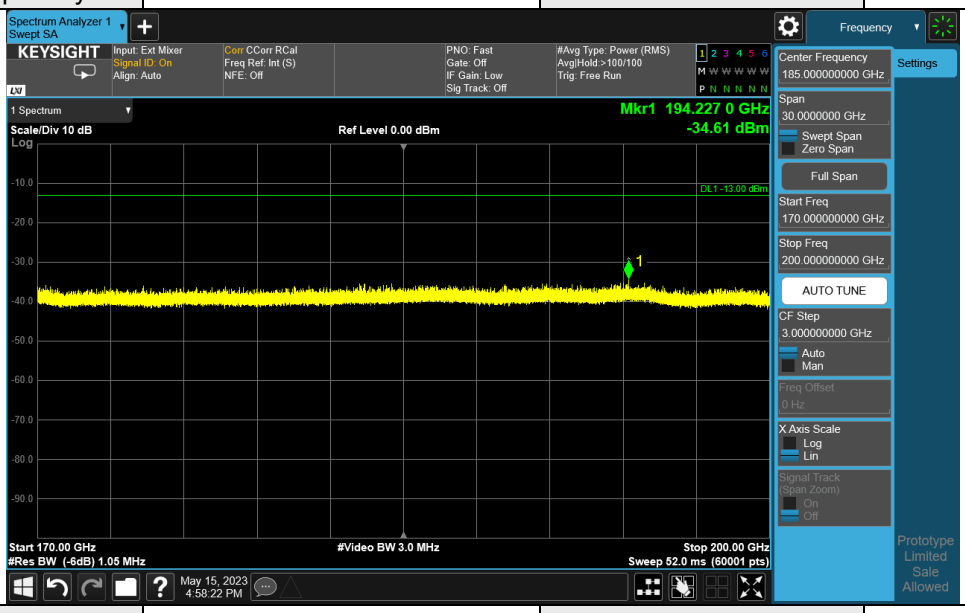

Band	n258	Beam ID	167+39
Frequency Range	170GHz-200GHz	Channel	High
Antenna polarity	Vertical	Test distance	1m

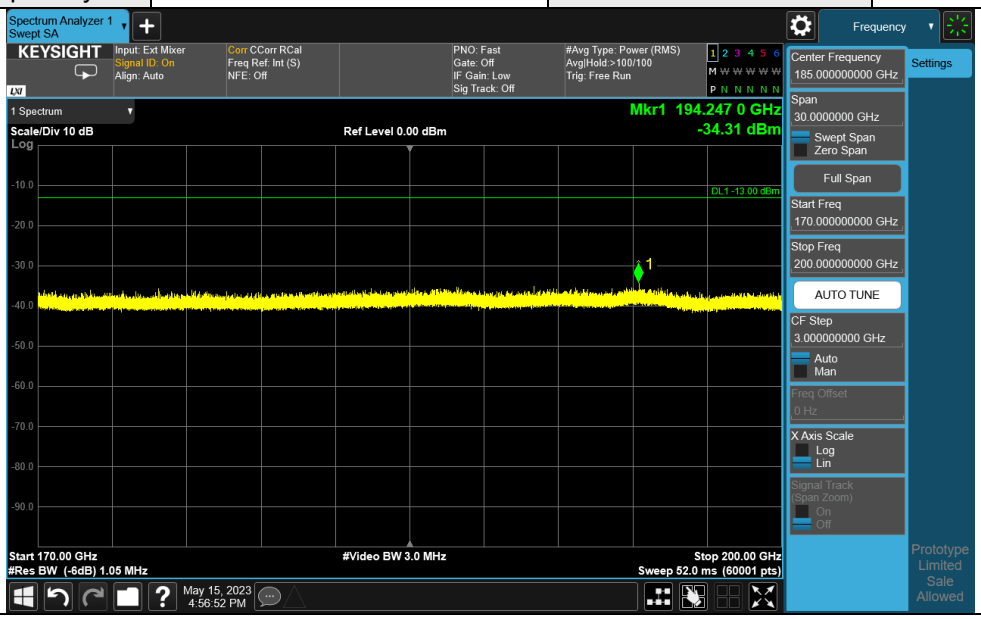

Note:

1. The test results already include the correction factor (corrections: On).
2. EIRP(dBm) = Raw Value(dBuV) + Correction Factor(dB/m) + Harmonic Mixer Conversion Loss (dB).
3. Correction Factor(dB/m) = Antenna Factor(dB/m) + Cable Factor(dB) – Pre-Amplifier Factor(dB) + 20log(D) – 104.8.

Band	n258	Beam ID	164+36
Frequency Range	170GHz-200GHz	Channel	Low
Antenna polarity	Horizontal	Test distance	1m

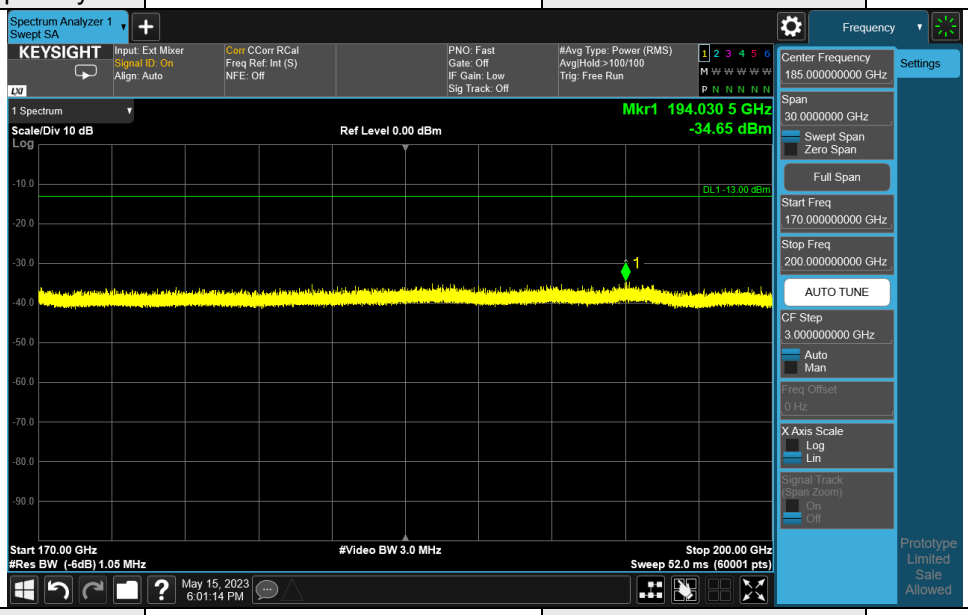

Band	n258	Beam ID	164+36
Frequency Range	170GHz-200GHz	Channel	Low
Antenna polarity	Vertical	Test distance	1m

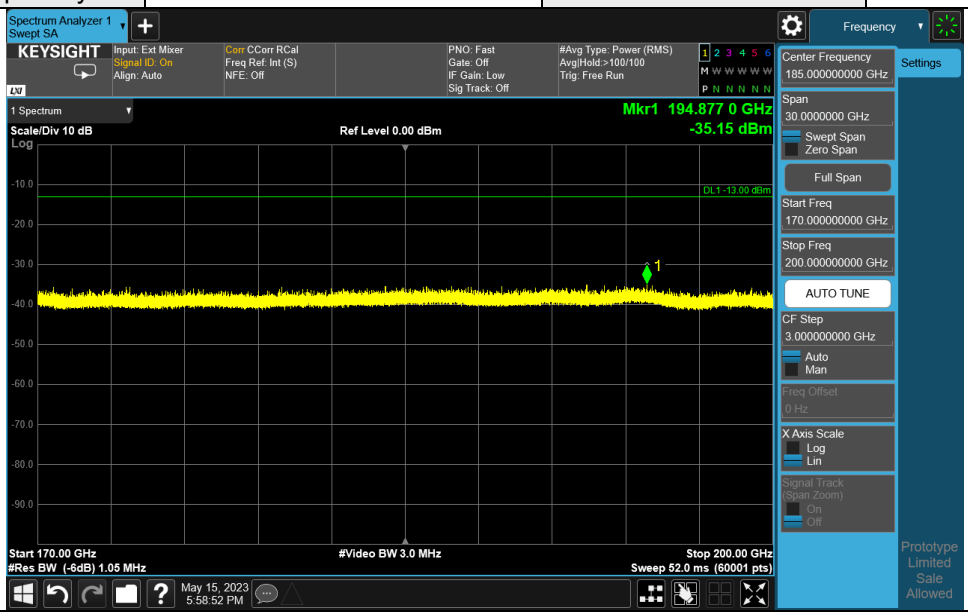

Note:

1. The test results already include the correction factor (corrections: On).
2. EIRP(dBm) = Raw Value(dBuV) + Correction Factor(dB/m) + Harmonic Mixer Conversion Loss (dB).
3. Correction Factor(dB/m) = Antenna Factor(dB/m) + Cable Factor(dB) – Pre-Amplifier Factor(dB) + 20log(D) – 104.8.

Band	n258	Beam ID	164+36
Frequency Range	170GHz-200GHz	Channel	Middle
Antenna polarity	Horizontal	Test distance	1m

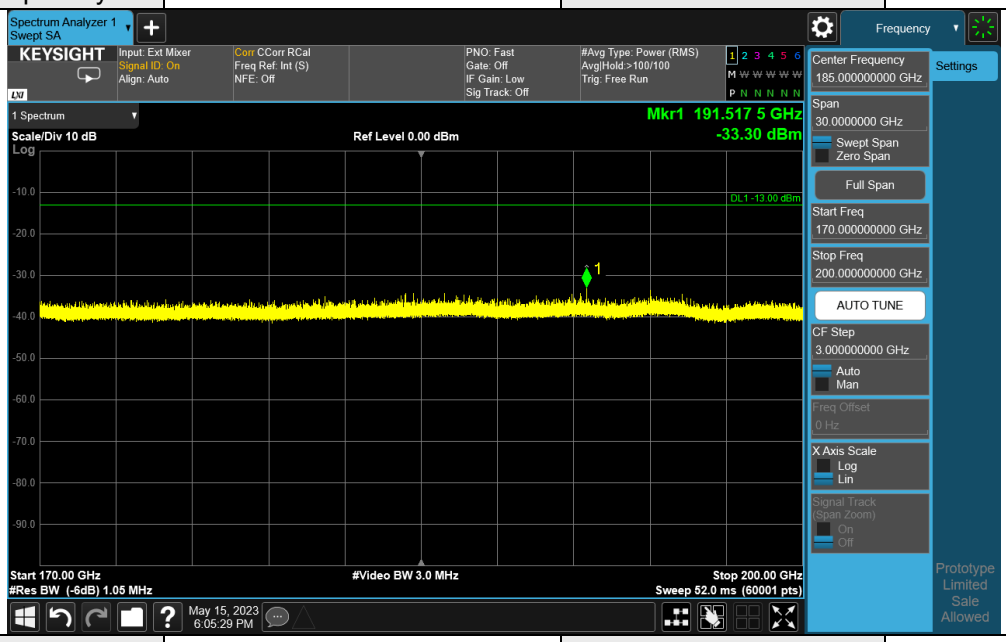

Band	n258	Beam ID	164+36
Frequency Range	170GHz-200GHz	Channel	Middle
Antenna polarity	Vertical	Test distance	1m

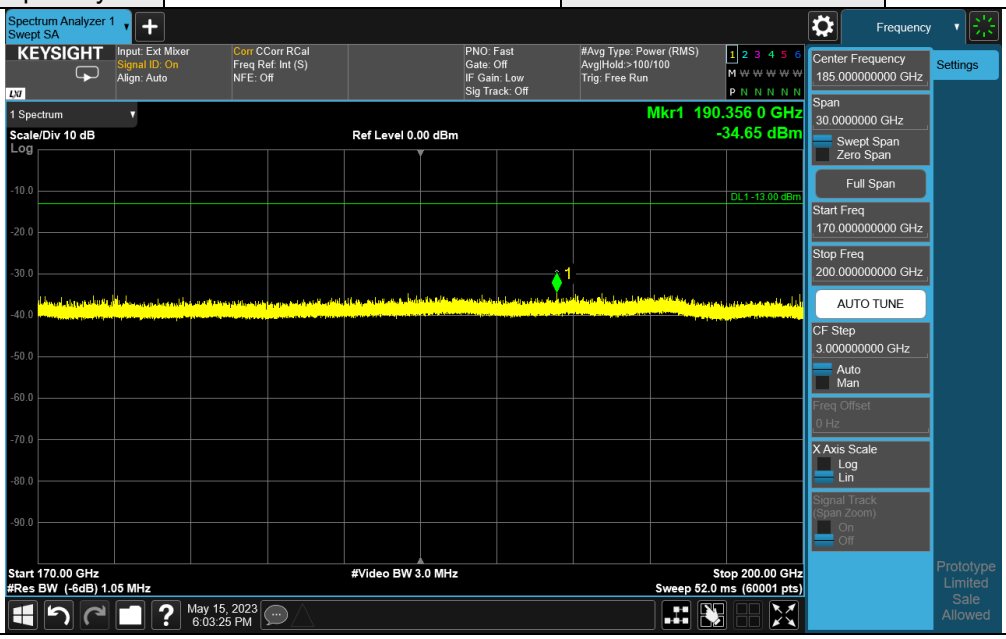

Note:

1. The test results already include the correction factor (corrections: On).
2. EIRP(dBm) = Raw Value(dBuV) + Correction Factor(dB/m) + Harmonic Mixer Conversion Loss (dB).
3. Correction Factor(dB/m) = Antenna Factor(dB/m) + Cable Factor(dB) – Pre-Amplifier Factor(dB) + 20log(D) – 104.8.

Band	n258	Beam ID	164+36
Frequency Range	170GHz-200GHz	Channel	High
Antenna polarity	Horizontal	Test distance	1m

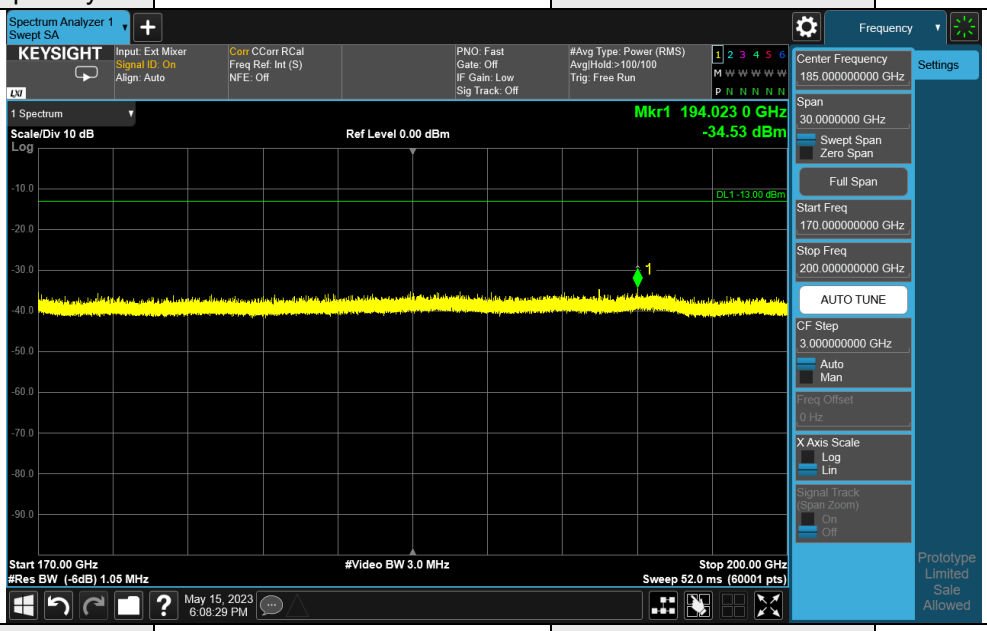

Band	n258	Beam ID	164+36
Frequency Range	170GHz-200GHz	hannel	High
Antenna polarity	Vertical	Test distance	1m

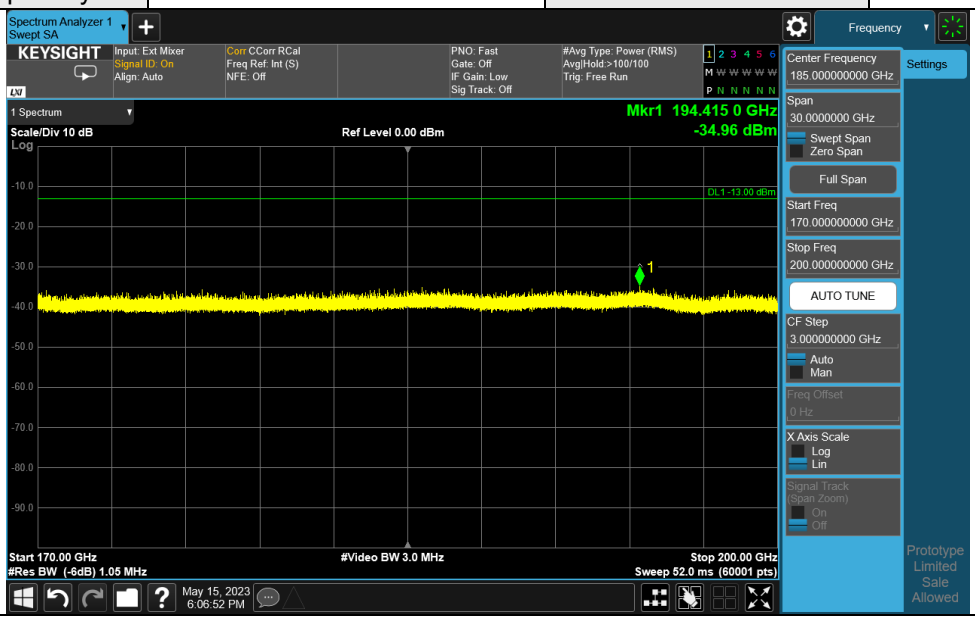

Note:

1. The test results already include the correction factor (corrections: On).
2. EIRP(dBm) = Raw Value(dBuV) + Correction Factor(dB/m) + Harmonic Mixer Conversion Loss (dB).
3. Correction Factor(dB/m) = Antenna Factor(dB/m) + Cable Factor(dB) – Pre-Amplifier Factor(dB) + 20log(D) – 104.8.

Summary of MIMO Beam Out-of Band Emission:
To address compliance of MIMO RSE per KDB 662911 D01, the MIMO RSE EIRP is calculated by summing the worst case H Beam EIRP and V Beam EIRP in linear powers units then converted back to dBm: EIRP(H Beam) + EIRP(V Beam) = EIRP(MIMO)

EIRP(H Beam) + EIRP(V Beam) = EIRP(MIMO)						
Test Frequency Range	Channel	EIRP (H Beam)	EIRP (V Beam)	EIRP (MIMO)	Limit(dBm)	Margin(dB)
Below 1GHz	Low	-52.30	-51.33	-48.78	-13	-35.78
	Mid	-56.22	-49.29	-48.49	-13	-35.49
	High	-53.30	-49.14	-47.73	-13	-34.73
1GHz to 18GHz	Low	-32.69	-32.13	-29.39	-13	-16.39
	Mid	-32.42	-32.28	-29.34	-13	-16.34
	High	-32.37	-32.30	-29.32	-13	-16.32
18GHz to 24.740GHz	Low	-33.75	-35.72	-31.61	-13	-18.61
	Mid	-34.46	-37.28	-32.63	-13	-19.63
	High	-40.48	-35.64	-34.41	-13	-21.41
25.260GHz to 40GHz	Low	-31.80	-31.76	-28.77	-13	-15.77
	Mid	-31.81	-31.81	-28.80	-13	-15.80
	High	-31.77	-31.69	-28.72	-13	-15.72
40GHz to 50GHz	Low	-29.90	-26.65	-24.97	-13	-11.97
	Mid	-26.91	-26.98	-23.93	-13	-10.93
	High	-49.53	-49.18	-46.34	-13	-33.34
50GHz to 75GHz	Low	-18.35	-16.25	-14.16	-13	-1.16
	Mid	-24.78	-22.02	-20.17	-13	-7.17
	High	-24.68	-24.31	-21.48	-13	-8.48
75GHz to 90GHz	Low	-30.42	-30.26	-27.33	-13	-14.33
	Mid	-29.38	-29.71	-26.53	-13	-13.53
	High	-22.07	-22.54	-19.29	-13	-6.29
90GHz to 110GHz	Low	-25.14	-24.73	-21.92	-13	-8.92
	Mid	-25.18	-24.03	-21.56	-13	-8.56
	High	-24.75	-24.02	-21.36	-13	-8.36
110GHz to 140GHz	Low	-36.90	-36.89	-33.88	-13	-20.88
	Mid	-37.36	-36.90	-34.11	-13	-21.11
	High	-37.56	-36.54	-34.01	-13	-21.01
140GHz to 170GHz	Low	-36.08	-36.49	-33.27	-13	-20.27
	Mid	-36.37	-36.42	-33.38	-13	-20.38
	High	-36.10	-36.01	-33.04	-13	-20.04
170GHz to 200GHz	Low	-34.65	-34.78	-31.70	-13	-18.70
	Mid	-33.30	-34.65	-30.91	-13	-17.91
	High	-34.53	-34.31	-31.41	-13	-18.41

4.4 Out-of-Band Emission at the Band Edge Measurement

4.4.1 Limits of Out-of Band Emission at the Band Edge Measurement

The conducted power or the total radiated power of any emission outside a licensee's frequency block shall be −13 dBm/MHz or lower. However, in the bands immediately outside and adjacent to the licensee's frequency block, having a bandwidth equal to 10 percent of the channel bandwidth, the conducted power or the total radiated power of any emission shall be −5 dBm/MHz or lower.

4.4.2 Test Instruments

Refer to section 4.1.3.

4.4.3 Test Procedures

Refer to ANSI C63.26-2015 Section 5 and ANSI C63.26-2015 Section 6.4
KDB 842590 D01 v01r02 Section 4.4.2.5.

Note: Substitution method is used for E.I.R.P measurement.

4.4.4 Deviation from Test Standard

No deviation.

4.4.5 Test Set Up

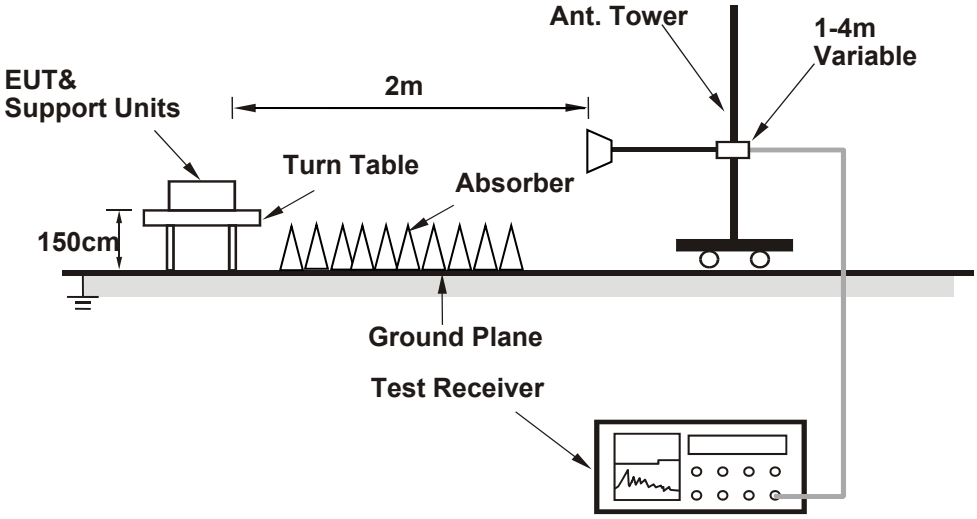

For the actual test configuration, please refer to the attached file (Test Setup Photo).

4.4.6 EUT Operating Conditions

The software provided by client to enable the EUT under transmission condition continuously at lowest channel frequencies individually.

4.4.7 Test Result

n258 (24.25GHz ~ 24.45GHz):

Bandwidth: 50MHz

Band	n258	Beam ID	167
Channel	Low	QPSK-1CC	1RB0

Antenna Polarity & Test Distance : Vertical at 2m								
No	Frequency (MHz)	EIRP (dBm)	Limit (dBm)	Margin (dB)	Antenna Height (m)	Table Angle (Degree)	Raw Value (dBuV)	Correction Factor (dB/m)
1	24249.83	-12.30	-5.00	-7.30	1.22 V	10	45.79	-58.09

Remarks:

1. EIRP(dBm) = Raw Value(dBuV) + Correction Factor(dB/m)
2. Correction Factor(dB/m) = Antenna Factor(dB/m) + Cable Factor(dB)+ 20log(D) – 104.8
3. Margin value = EIRP – Limit value
4. The other EIRP levels were very low against the limit.

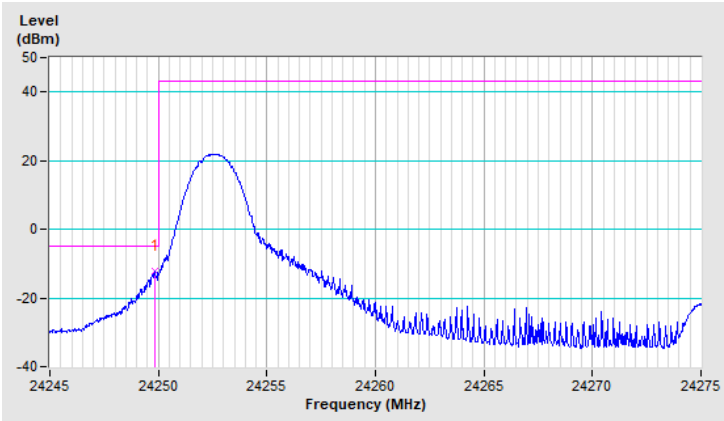

Band	n258	Beam ID	167
Channel	Low	QPSK-1CC	Full RB

Antenna Polarity & Test Distance : Vertical at 2m								
No	Frequency (MHz)	EIRP (dBm)	Limit (dBm)	Margin (dB)	Antenna Height (m)	Table Angle (Degree)	Raw Value (dBuV)	Correction Factor (dB/m)
1	24249.92	-21.65	-5.00	-16.65	1.23 V	9	36.44	-58.09

Remarks:

1. EIRP(dBm) = Raw Value(dBuV) + Correction Factor(dB/m)
2. Correction Factor(dB/m) = Antenna Factor(dB/m) + Cable Factor(dB)+ 20log(D) – 104.8
3. Margin value = EIRP – Limit value
4. The other EIRP levels were very low against the limit.

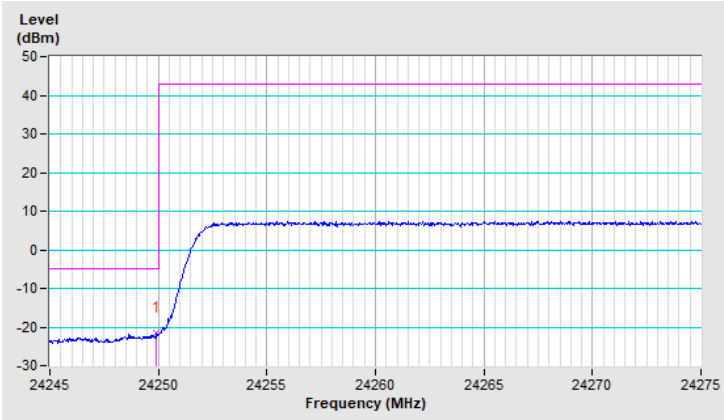

Band	n258	Beam ID	167
Channel	High	QPSK-1CC	1RB31

Antenna Polarity & Test Distance : Vertical at 2m								
No	Frequency (MHz)	EIRP (dBm)	Limit (dBm)	Margin (dB)	Antenna Height (m)	Table Angle (Degree)	Raw Value (dBuV)	Correction Factor (dB/m)
1	24450.05	-12.77	-5.00	-7.77	1.23 V	8	45.00	-57.77

Remarks:

1. EIRP(dBm) = Raw Value(dBuV) + Correction Factor(dB/m)
2. Correction Factor(dB/m) = Antenna Factor(dB/m) + Cable Factor(dB)+ 20log(D) – 104.8
3. Margin value = EIRP – Limit value
4. The other EIRP levels were very low against the limit.

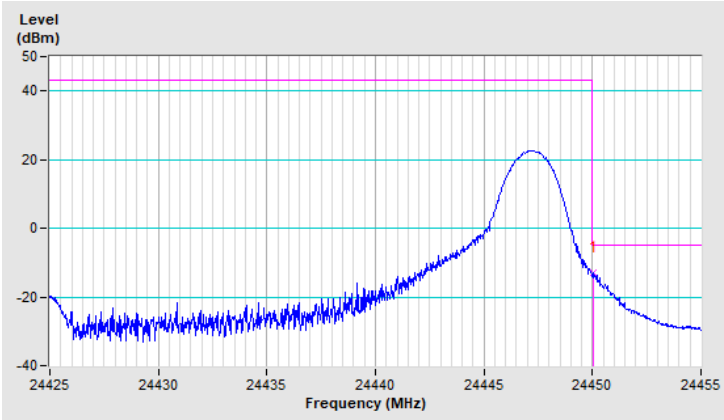

Band	n258	Beam ID	167
Channel	High	QPSK-1CC	Full RB

Antenna Polarity & Test Distance : Vertical at 2m								
No	Frequency (MHz)	EIRP (dBm)	Limit (dBm)	Margin (dB)	Antenna Height (m)	Table Angle (Degree)	Raw Value (dBuV)	Correction Factor (dB/m)
1	24450.41	-21.91	-5.00	-16.91	1.22 V	9	35.86	-57.77

Remarks:

1. EIRP(dBm) = Raw Value(dBuV) + Correction Factor(dB/m)
2. Correction Factor(dB/m) = Antenna Factor(dB/m) + Cable Factor(dB)+ 20log(D) – 104.8
3. Margin value = EIRP – Limit value
4. The other EIRP levels were very low against the limit.

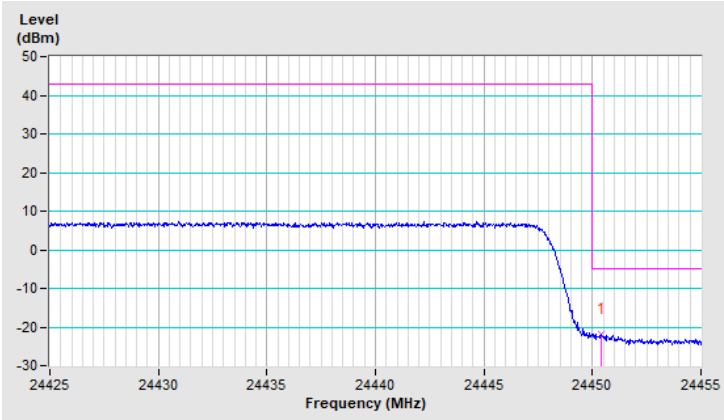

Band	n258	Beam ID	39
Channel	Low	QPSK-1CC	1RB0

Antenna Polarity & Test Distance : Vertical at 2m								
No	Frequency (MHz)	EIRP (dBm)	Limit (dBm)	Margin (dB)	Antenna Height (m)	Table Angle (Degree)	Raw Value (dBuV)	Correction Factor (dB/m)
1	24249.86	-13.59	-5.00	-8.59	1.38 V	13	44.50	-58.09

Remarks:

1. EIRP(dBm) = Raw Value(dBuV) + Correction Factor(dB/m)
2. Correction Factor(dB/m) = Antenna Factor(dB/m) + Cable Factor(dB)+ 20log(D) – 104.8
3. Margin value = EIRP – Limit value
4. The other EIRP levels were very low against the limit.

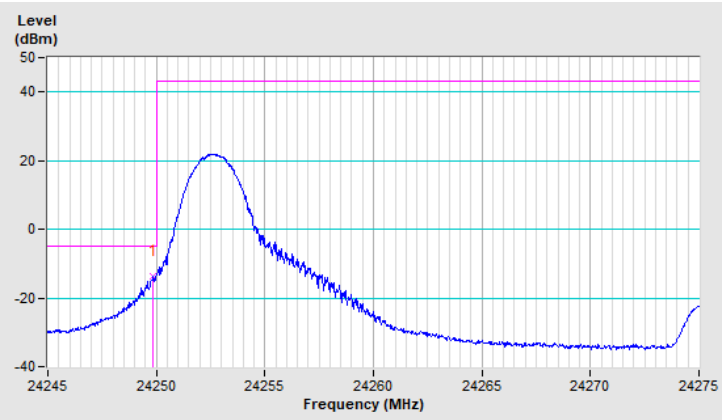

Band	n258	Beam ID	39
Channel	Low	QPSK-1CC	Full RB

Antenna Polarity & Test Distance : Vertical at 2m								
No	Frequency (MHz)	EIRP (dBm)	Limit (dBm)	Margin (dB)	Antenna Height (m)	Table Angle (Degree)	Raw Value (dBuV)	Correction Factor (dB/m)
1	24249.44	-21.11	-5.00	-16.11	1.39 V	12	36.98	-58.09

Remarks:

1. EIRP(dBm) = Raw Value(dBuV) + Correction Factor(dB/m)
2. Correction Factor(dB/m) = Antenna Factor(dB/m) + Cable Factor(dB)+ 20log(D) – 104.8
3. Margin value = EIRP – Limit value
4. The other EIRP levels were very low against the limit.

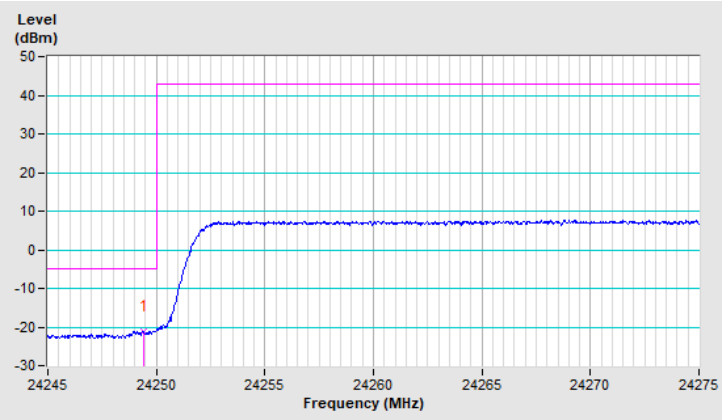

Band	n258	Beam ID	39
Channel	High	QPSK-1CC	1RB31

Antenna Polarity & Test Distance : Vertical at 2m								
No	Frequency (MHz)	EIRP (dBm)	Limit (dBm)	Margin (dB)	Antenna Height (m)	Table Angle (Degree)	Raw Value (dBuV)	Correction Factor (dB/m)
1	24450.05	-13.69	-5.00	-8.69	1.40 V	11	44.08	-57.77

Remarks:

1. EIRP(dBm) = Raw Value(dBuV) + Correction Factor(dB/m)
2. Correction Factor(dB/m) = Antenna Factor(dB/m) + Cable Factor(dB)+ 20log(D) – 104.8
3. Margin value = EIRP – Limit value
4. The other EIRP levels were very low against the limit.

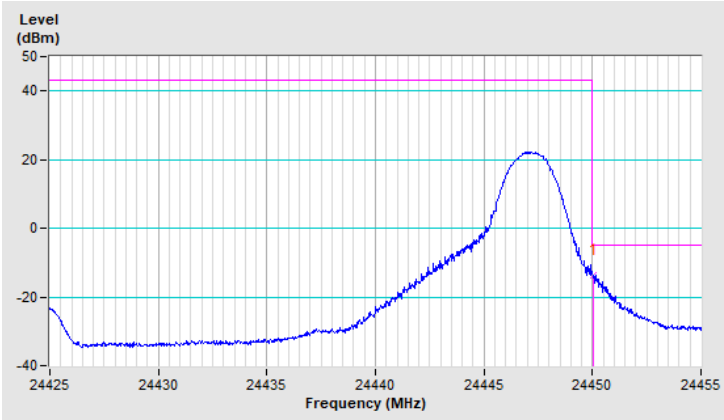

Band	n258	Beam ID	39
Channel	High	QPSK-1CC	Full RB

Antenna Polarity & Test Distance : Vertical at 2m								
No	Frequency (MHz)	EIRP (dBm)	Limit (dBm)	Margin (dB)	Antenna Height (m)	Table Angle (Degree)	Raw Value (dBuV)	Correction Factor (dB/m)
1	24450.20	-21.88	-5.00	-16.88	1.37 V	12	35.89	-57.77

Remarks:

1. EIRP(dBm) = Raw Value(dBuV) + Correction Factor(dB/m)
2. Correction Factor(dB/m) = Antenna Factor(dB/m) + Cable Factor(dB)+ 20log(D) – 104.8
3. Margin value = EIRP – Limit value
4. The other EIRP levels were very low against the limit.

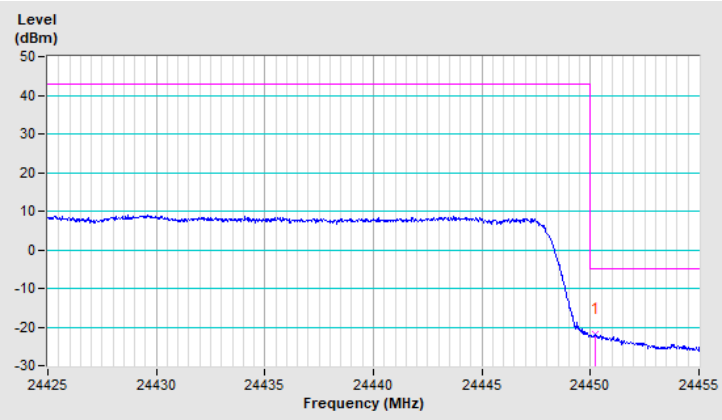

Band	n258	Beam ID	167+39
Channel	Low	QPSK-1CC	1RB0

Antenna Polarity & Test Distance : Vertical at 2m								
No	Frequency (MHz)	EIRP (dBm)	Limit (dBm)	Margin (dB)	Antenna Height (m)	Table Angle (Degree)	Raw Value (dBuV)	Correction Factor (dB/m)
1	24249.80	-8.80	-5.00	-3.80	1.28 V	11	49.29	-58.09

Remarks:

1. EIRP(dBm) = Raw Value(dBuV) + Correction Factor(dB/m)
2. Correction Factor(dB/m) = Antenna Factor(dB/m) + Cable Factor(dB)+ 20log(D) – 104.8
3. Margin value = EIRP – Limit value
4. The other EIRP levels were very low against the limit.

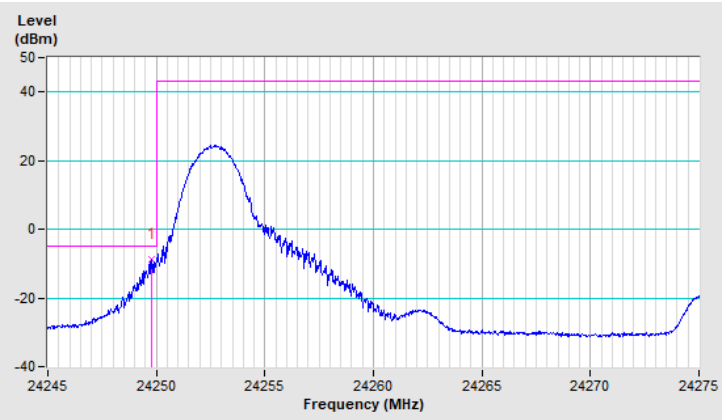

Band	n258	Beam ID	167+39
Channel	Low	QPSK-1CC	Full RB

Antenna Polarity & Test Distance : Vertical at 2m								
No	Frequency (MHz)	EIRP (dBm)	Limit (dBm)	Margin (dB)	Antenna Height (m)	Table Angle (Degree)	Raw Value (dBuV)	Correction Factor (dB/m)
1	24249.89	-14.08	-5.00	-9.08	1.26 V	10	44.01	-58.09

Remarks:

1. EIRP(dBm) = Raw Value(dBuV) + Correction Factor(dB/m)
2. Correction Factor(dB/m) = Antenna Factor(dB/m) + Cable Factor(dB)+ 20log(D) – 104.8
3. Margin value = EIRP – Limit value
4. The other EIRP levels were very low against the limit.

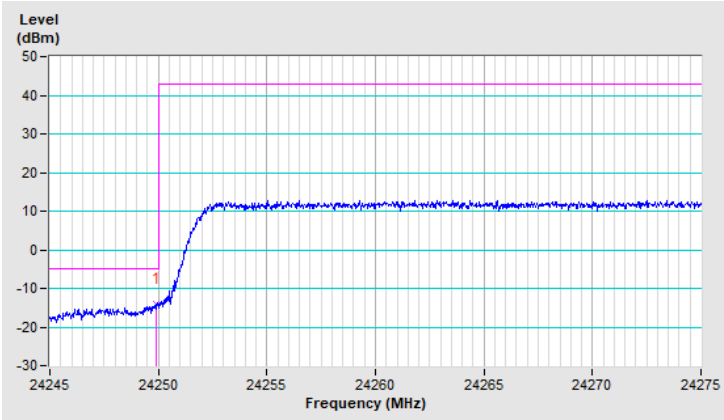

Band	n258	Beam ID	167+39
Channel	High	QPSK-1CC	1RB31

Antenna Polarity & Test Distance : Vertical at 2m								
No	Frequency (MHz)	EIRP (dBm)	Limit (dBm)	Margin (dB)	Antenna Height (m)	Table Angle (Degree)	Raw Value (dBuV)	Correction Factor (dB/m)
1	24450.02	-11.19	-5.00	-6.19	1.30 V	10	46.58	-57.77

Remarks:

1. EIRP(dBm) = Raw Value(dBuV) + Correction Factor(dB/m)
2. Correction Factor(dB/m) = Antenna Factor(dB/m) + Cable Factor(dB)+ 20log(D) – 104.8
3. Margin value = EIRP – Limit value
4. The other EIRP levels were very low against the limit.

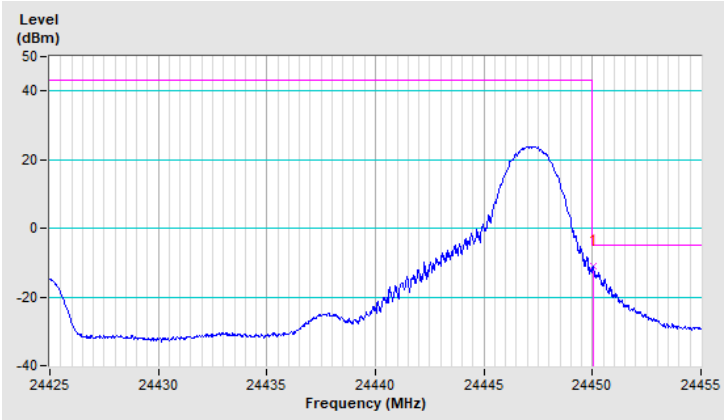

Band	n258	Beam ID	167+39
Channel	High	QPSK-1CC	Full RB

Antenna Polarity & Test Distance : Vertical at 2m								
No	Frequency (MHz)	EIRP (dBm)	Limit (dBm)	Margin (dB)	Antenna Height (m)	Table Angle (Degree)	Raw Value (dBuV)	Correction Factor (dB/m)
1	24450.32	-14.81	-5.00	-9.81	1.31 V	13	42.96	-57.77

Remarks:

1. EIRP(dBm) = Raw Value(dBuV) + Correction Factor(dB/m)
2. Correction Factor(dB/m) = Antenna Factor(dB/m) + Cable Factor(dB)+ 20log(D) – 104.8
3. Margin value = EIRP – Limit value
4. The other EIRP levels were very low against the limit.

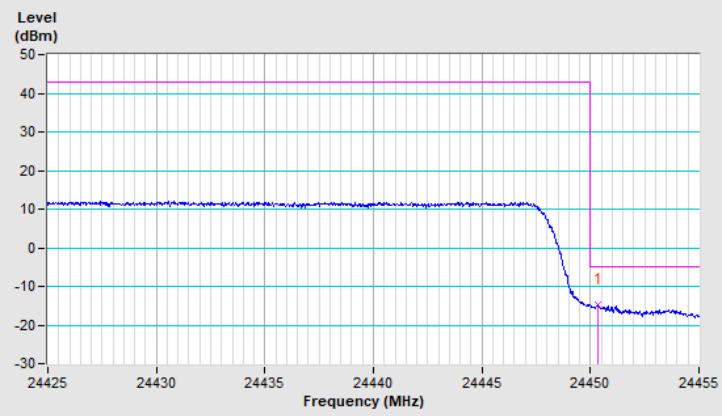

Band	n258	Beam ID	167
Channel	Low	QPSK-2CC	1RB0

Antenna Polarity & Test Distance : Vertical at 2m								
No	Frequency (MHz)	EIRP (dBm)	Limit (dBm)	Margin (dB)	Antenna Height (m)	Table Angle (Degree)	Raw Value (dBuV)	Correction Factor (dB/m)
1	24249.80	-21.07	-5.00	-16.07	1.19 V	10	37.02	-58.09

Remarks:

1. EIRP(dBm) = Raw Value(dBuV) + Correction Factor(dB/m)
2. Correction Factor(dB/m) = Antenna Factor(dB/m) + Cable Factor(dB)+ 20log(D) – 104.8
3. Margin value = EIRP – Limit value
4. The other EIRP levels were very low against the limit.

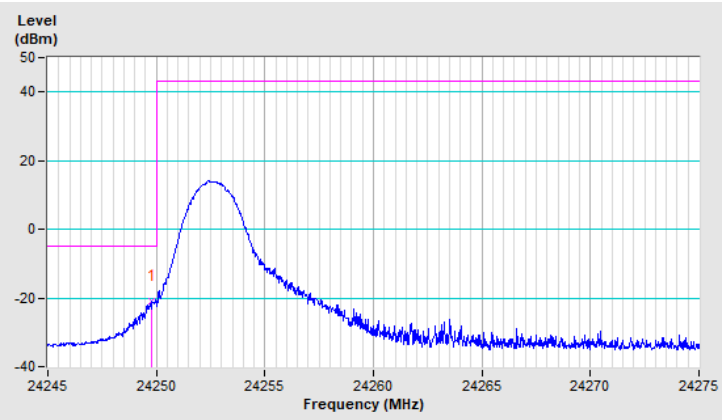

Band	n258	Beam ID	167
Channel	Low	QPSK-2CC	Full RB

Antenna Polarity & Test Distance : Vertical at 2m								
No	Frequency (MHz)	EIRP (dBm)	Limit (dBm)	Margin (dB)	Antenna Height (m)	Table Angle (Degree)	Raw Value (dBuV)	Correction Factor (dB/m)
1	24249.80	-24.76	-5.00	-19.76	1.18 V	11	33.33	-58.09

Remarks:

1. EIRP(dBm) = Raw Value(dBuV) + Correction Factor(dB/m)
2. Correction Factor(dB/m) = Antenna Factor(dB/m) + Cable Factor(dB)+ 20log(D) – 104.8
3. Margin value = EIRP – Limit value
4. The other EIRP levels were very low against the limit.

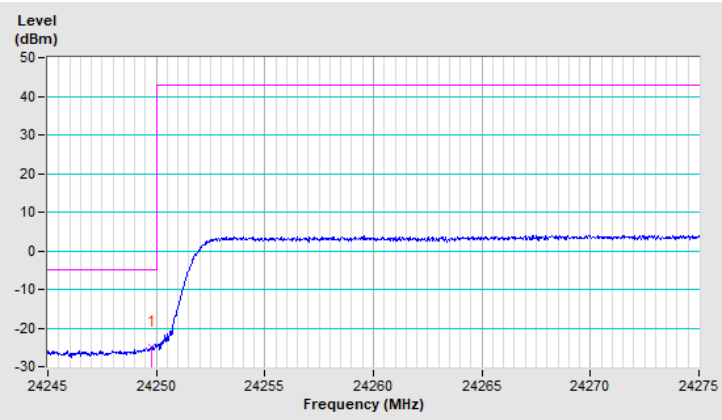

Band	n258	Beam ID	167
Channel	High	QPSK-2CC	1RB0

Antenna Polarity & Test Distance : Vertical at 2m								
No	Frequency (MHz)	EIRP (dBm)	Limit (dBm)	Margin (dB)	Antenna Height (m)	Table Angle (Degree)	Raw Value (dBuV)	Correction Factor (dB/m)
1	24450.11	-22.95	-5.00	-17.95	1.18 V	9	34.82	-57.77

Remarks:

1. EIRP(dBm) = Raw Value(dBuV) + Correction Factor(dB/m)
2. Correction Factor(dB/m) = Antenna Factor(dB/m) + Cable Factor(dB)+ 20log(D) – 104.8
3. Margin value = EIRP – Limit value
4. The other EIRP levels were very low against the limit.

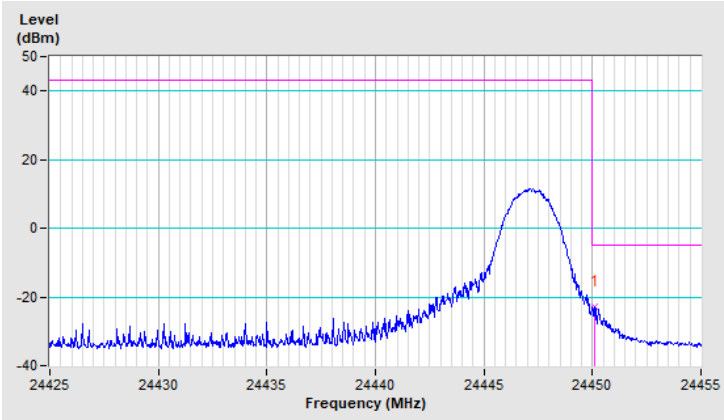

Band	n258	Beam ID	167
Channel	High	QPSK-2CC	Full RB

Antenna Polarity & Test Distance : Vertical at 2m								
No	Frequency (MHz)	EIRP (dBm)	Limit (dBm)	Margin (dB)	Antenna Height (m)	Table Angle (Degree)	Raw Value (dBuV)	Correction Factor (dB/m)
1	24450.14	-24.14	-5.00	-19.14	1.17 V	9	33.63	-57.77

Remarks:

1. EIRP(dBm) = Raw Value(dBuV) + Correction Factor(dB/m)
2. Correction Factor(dB/m) = Antenna Factor(dB/m) + Cable Factor(dB)+ 20log(D) – 104.8
3. Margin value = EIRP – Limit value
4. The other EIRP levels were very low against the limit.

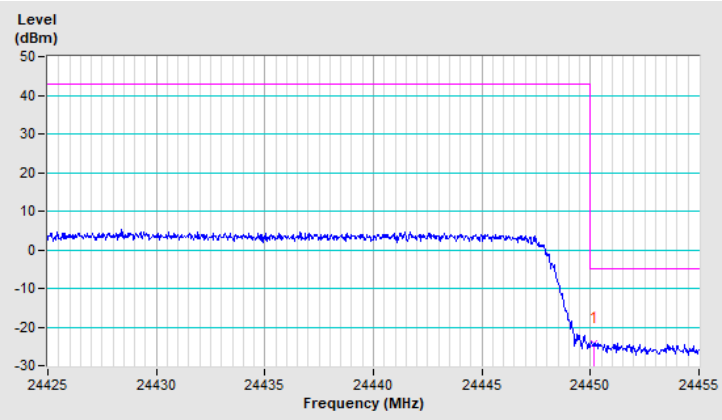

Band	n258	Beam ID	39
Channel	Low	QPSK-2CC	1RB0

Antenna Polarity & Test Distance : Vertical at 2m								
No	Frequency (MHz)	EIRP (dBm)	Limit (dBm)	Margin (dB)	Antenna Height (m)	Table Angle (Degree)	Raw Value (dBuV)	Correction Factor (dB/m)
1	24249.92	-19.19	-5.00	-14.19	1.33 V	8	38.90	-58.09

Remarks:

1. EIRP(dBm) = Raw Value(dBuV) + Correction Factor(dB/m)
2. Correction Factor(dB/m) = Antenna Factor(dB/m) + Cable Factor(dB)+ 20log(D) – 104.8
3. Margin value = EIRP – Limit value
4. The other EIRP levels were very low against the limit.

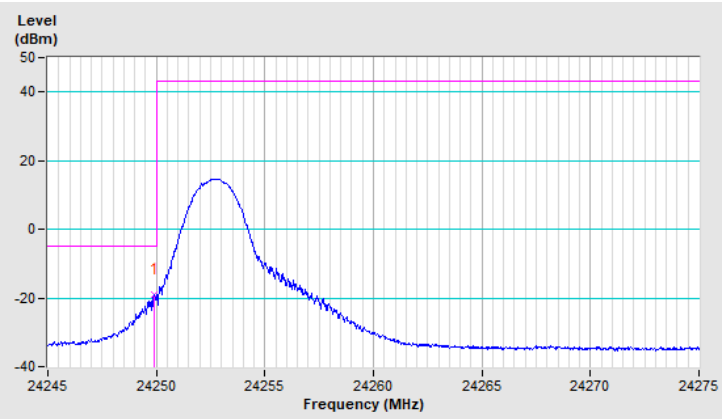

Band	n258	Beam ID	39
Channel	Low	QPSK-2CC	Full RB

Antenna Polarity & Test Distance : Vertical at 2m								
No	Frequency (MHz)	EIRP (dBm)	Limit (dBm)	Margin (dB)	Antenna Height (m)	Table Angle (Degree)	Raw Value (dBuV)	Correction Factor (dB/m)
1	24249.95	-25.56	-5.00	-20.56	1.29 V	7	32.53	-58.09

Remarks:

1. EIRP(dBm) = Raw Value(dBuV) + Correction Factor(dB/m)
2. Correction Factor(dB/m) = Antenna Factor(dB/m) + Cable Factor(dB)+ 20log(D) – 104.8
3. Margin value = EIRP – Limit value
4. The other EIRP levels were very low against the limit.

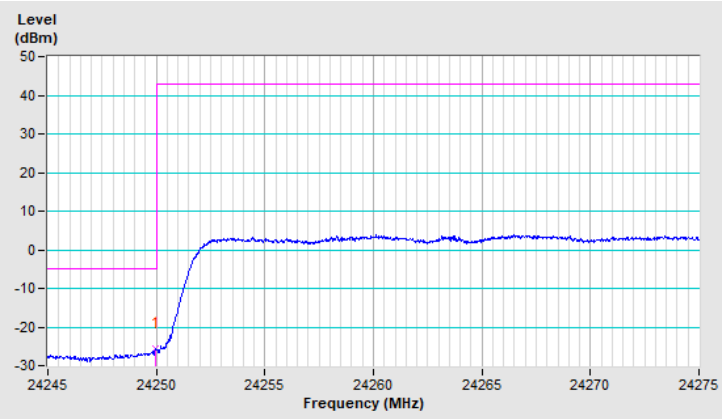

Band	n258	Beam ID	39
Channel	High	QPSK-2CC	1RB31

Antenna Polarity & Test Distance : Vertical at 2m								
No	Frequency (MHz)	EIRP (dBm)	Limit (dBm)	Margin (dB)	Antenna Height (m)	Table Angle (Degree)	Raw Value (dBuV)	Correction Factor (dB/m)
1	24450.05	-19.57	-5.00	-14.57	1.28 V	6	38.20	-57.77

Remarks:

1. EIRP(dBm) = Raw Value(dBuV) + Correction Factor(dB/m)
2. Correction Factor(dB/m) = Antenna Factor(dB/m) + Cable Factor(dB)+ 20log(D) – 104.8
3. Margin value = EIRP – Limit value
4. The other EIRP levels were very low against the limit.

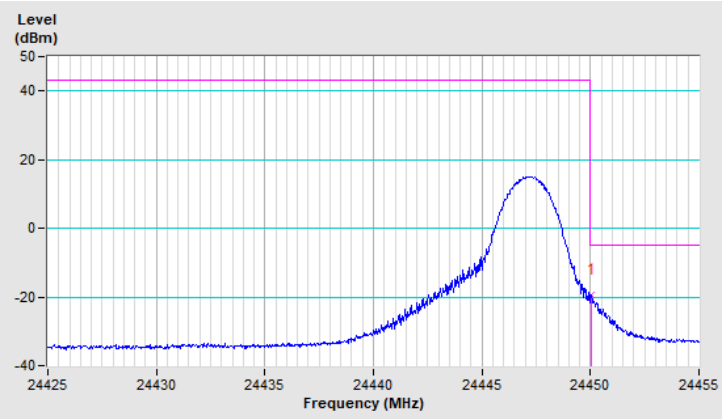

Band	n258	Beam ID	39
Channel	High	QPSK-2CC	Full RB

Antenna Polarity & Test Distance : Vertical at 2m								
No	Frequency (MHz)	EIRP (dBm)	Limit (dBm)	Margin (dB)	Antenna Height (m)	Table Angle (Degree)	Raw Value (dBuV)	Correction Factor (dB/m)
1	24450.08	-23.20	-5.00	-18.20	1.24 V	11	34.57	-57.77

Remarks:

1. EIRP(dBm) = Raw Value(dBuV) + Correction Factor(dB/m)
2. Correction Factor(dB/m) = Antenna Factor(dB/m) + Cable Factor(dB)+ 20log(D) – 104.8
3. Margin value = EIRP – Limit value
4. The other EIRP levels were very low against the limit.

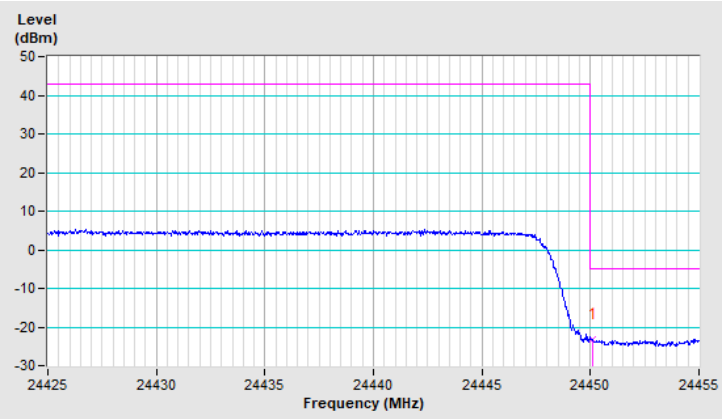

Band	n258	Beam ID	167+39
Channel	Low	QPSK-2CC	1RB0

Antenna Polarity & Test Distance : Vertical at 2m								
No	Frequency (MHz)	EIRP (dBm)	Limit (dBm)	Margin (dB)	Antenna Height (m)	Table Angle (Degree)	Raw Value (dBuV)	Correction Factor (dB/m)
1	24249.89	-22.34	-5.00	-17.34	1.31 V	10	35.75	-58.09

Remarks:

1. EIRP(dBm) = Raw Value(dBuV) + Correction Factor(dB/m)
2. Correction Factor(dB/m) = Antenna Factor(dB/m) + Cable Factor(dB)+ 20log(D) – 104.8
3. Margin value = EIRP – Limit value
4. The other EIRP levels were very low against the limit.

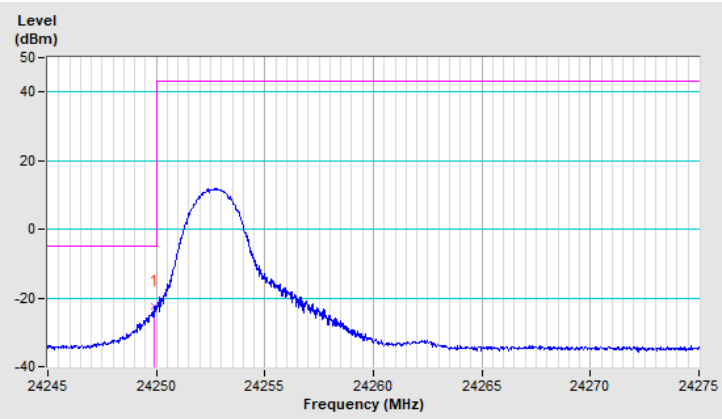

Band	n258	Beam ID	167+39
Channel	Low	QPSK-2CC	Full RB

Antenna Polarity & Test Distance : Vertical at 2m								
No	Frequency (MHz)	EIRP (dBm)	Limit (dBm)	Margin (dB)	Antenna Height (m)	Table Angle (Degree)	Raw Value (dBuV)	Correction Factor (dB/m)
1	24249.89	-25.25	-5.00	-20.25	1.26 V	9	32.84	-58.09

Remarks:

1. EIRP(dBm) = Raw Value(dBuV) + Correction Factor(dB/m)
2. Correction Factor(dB/m) = Antenna Factor(dB/m) + Cable Factor(dB)+ 20log(D) – 104.8
3. Margin value = EIRP – Limit value
4. The other EIRP levels were very low against the limit.

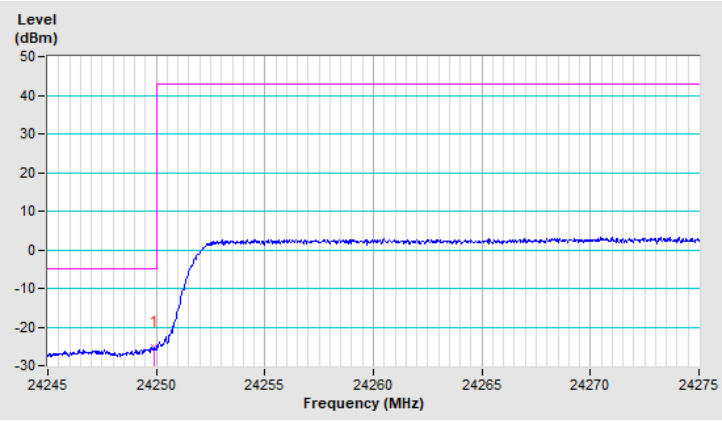

Band	n258	Beam ID	167+39
Channel	High	QPSK-2CC	1RB31

Antenna Polarity & Test Distance : Vertical at 2m								
No	Frequency (MHz)	EIRP (dBm)	Limit (dBm)	Margin (dB)	Antenna Height (m)	Table Angle (Degree)	Raw Value (dBuV)	Correction Factor (dB/m)
1	24450.02	-22.33	-5.00	-17.33	1.34 V	9	35.44	-57.77

Remarks:

1. EIRP(dBm) = Raw Value(dBuV) + Correction Factor(dB/m)
2. Correction Factor(dB/m) = Antenna Factor(dB/m) + Cable Factor(dB)+ 20log(D) – 104.8
3. Margin value = EIRP – Limit value
4. The other EIRP levels were very low against the limit.

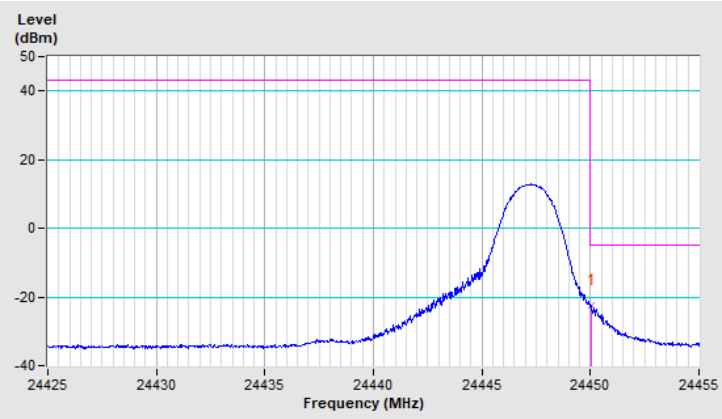

Band	n258	Beam ID	167+39
Channel	High	QPSK-2CC	Full RB

Antenna Polarity & Test Distance : Vertical at 2m								
No	Frequency (MHz)	EIRP (dBm)	Limit (dBm)	Margin (dB)	Antenna Height (m)	Table Angle (Degree)	Raw Value (dBuV)	Correction Factor (dB/m)
1	24450.92	-26.77	-5.00	-21.77	1.21 V	5	31.00	-57.77

Remarks:

1. EIRP(dBm) = Raw Value(dBuV) + Correction Factor(dB/m)
2. Correction Factor(dB/m) = Antenna Factor(dB/m) + Cable Factor(dB)+ 20log(D) – 104.8
3. Margin value = EIRP – Limit value
4. The other EIRP levels were very low against the limit.

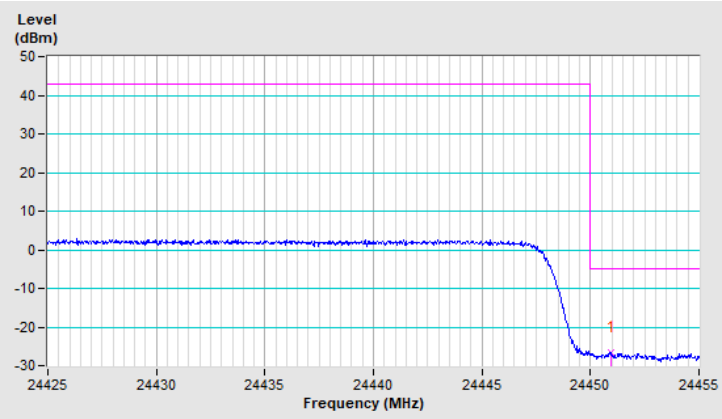

Band	n258	Beam ID	154
Channel	Low	QPSK-1CC	1RB0

Antenna Polarity & Test Distance : Vertical at 2m								
No	Frequency (MHz)	EIRP (dBm)	Limit (dBm)	Margin (dB)	Antenna Height (m)	Table Angle (Degree)	Raw Value (dBuV)	Correction Factor (dB/m)
1	24249.80	-14.32	-5.00	-9.32	1.40 V	345	43.77	-58.09

Remarks:

1. EIRP(dBm) = Raw Value(dBuV) + Correction Factor(dB/m)
2. Correction Factor(dB/m) = Antenna Factor(dB/m) + Cable Factor(dB)+ 20log(D) – 104.8
3. Margin value = EIRP – Limit value
4. The other EIRP levels were very low against the limit.

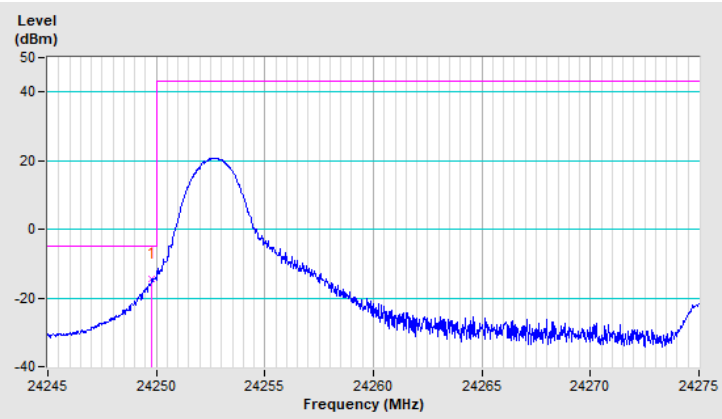

Band	n258	Beam ID	154
Channel	Low	QPSK-1CC	Full RB

Antenna Polarity & Test Distance : Vertical at 2m								
No	Frequency (MHz)	EIRP (dBm)	Limit (dBm)	Margin (dB)	Antenna Height (m)	Table Angle (Degree)	Raw Value (dBuV)	Correction Factor (dB/m)
1	24249.80	-24.21	-5.00	-19.21	1.41 V	344	33.88	-58.09

Remarks:

1. EIRP(dBm) = Raw Value(dBuV) + Correction Factor(dB/m)
2. Correction Factor(dB/m) = Antenna Factor(dB/m) + Cable Factor(dB)+ 20log(D) – 104.8
3. Margin value = EIRP – Limit value
4. The other EIRP levels were very low against the limit.

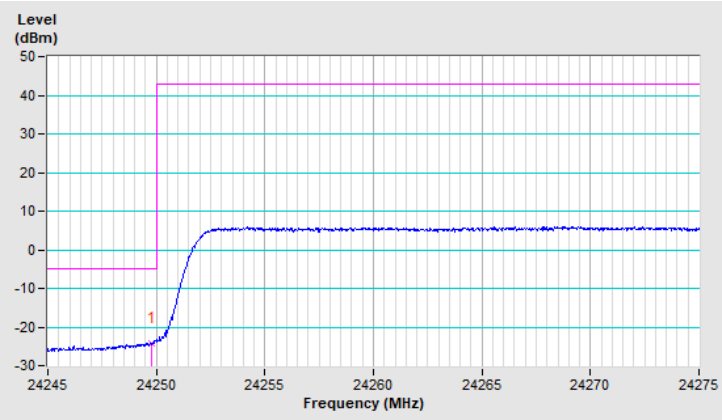

Band	n258	Beam ID	154
Channel	High	QPSK-1CC	1RB31

Antenna Polarity & Test Distance : Vertical at 2m								
No	Frequency (MHz)	EIRP (dBm)	Limit (dBm)	Margin (dB)	Antenna Height (m)	Table Angle (Degree)	Raw Value (dBuV)	Correction Factor (dB/m)
1	24450.11	-17.86	-5.00	-12.86	1.38 V	143	39.91	-57.77

Remarks:

1. EIRP(dBm) = Raw Value(dBuV) + Correction Factor(dB/m)
2. Correction Factor(dB/m) = Antenna Factor(dB/m) + Cable Factor(dB)+ 20log(D) – 104.8
3. Margin value = EIRP – Limit value
4. The other EIRP levels were very low against the limit.

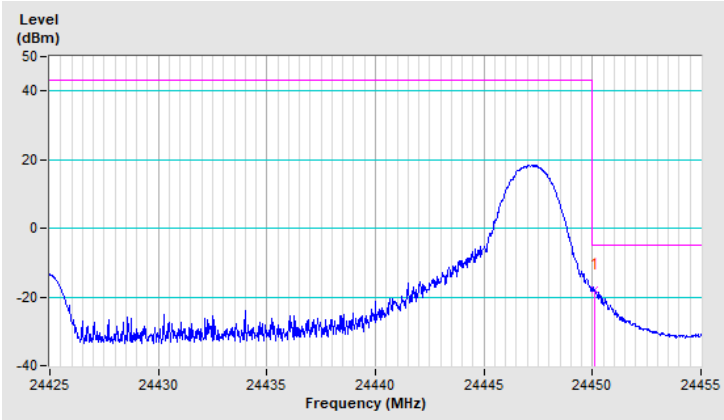

Band	n258	Beam ID	154
Channel	High	QPSK-1CC	Full RB

Antenna Polarity & Test Distance : Vertical at 2m								
No	Frequency (MHz)	EIRP (dBm)	Limit (dBm)	Margin (dB)	Antenna Height (m)	Table Angle (Degree)	Raw Value (dBuV)	Correction Factor (dB/m)
1	24450.05	-22.57	-5.00	-17.57	1.42 V	345	35.20	-57.77

Remarks:

1. EIRP(dBm) = Raw Value(dBuV) + Correction Factor(dB/m)
2. Correction Factor(dB/m) = Antenna Factor(dB/m) + Cable Factor(dB)+ 20log(D) – 104.8
3. Margin value = EIRP – Limit value
4. The other EIRP levels were very low against the limit.

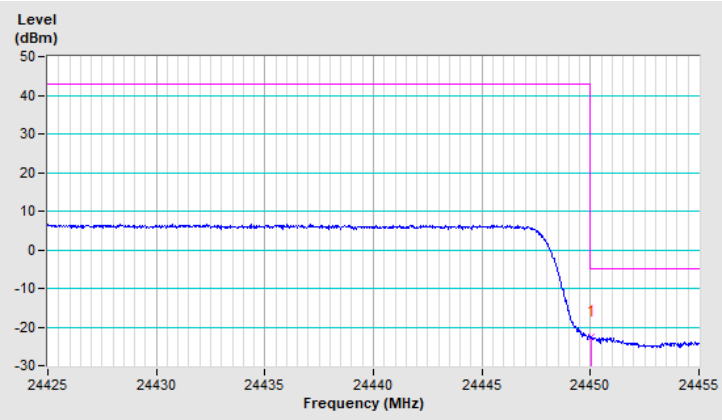

Band	n258	Beam ID	36
Channel	Low	QPSK-1CC	1RB0

Antenna Polarity & Test Distance : Vertical at 2m								
No	Frequency (MHz)	EIRP (dBm)	Limit (dBm)	Margin (dB)	Antenna Height (m)	Table Angle (Degree)	Raw Value (dBuV)	Correction Factor (dB/m)
1	24249.98	-14.19	-5.00	-9.19	1.33 V	354	43.90	-58.09

Remarks:

1. EIRP(dBm) = Raw Value(dBuV) + Correction Factor(dB/m)
2. Correction Factor(dB/m) = Antenna Factor(dB/m) + Cable Factor(dB)+ 20log(D) – 104.8
3. Margin value = EIRP – Limit value
4. The other EIRP levels were very low against the limit.

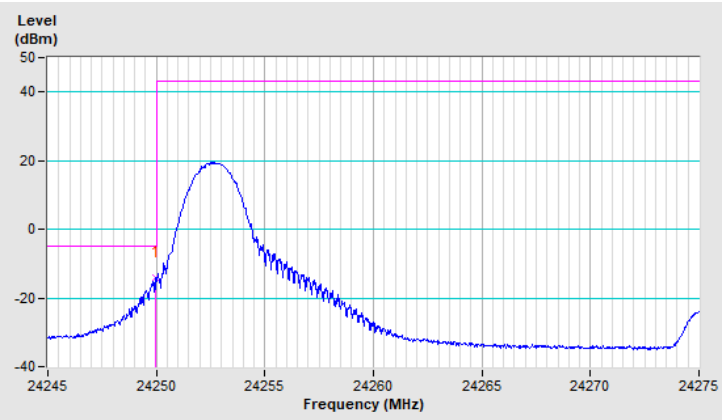

Band	n258	Beam ID	36
Channel	Low	QPSK-1CC	Full RB

Antenna Polarity & Test Distance : Vertical at 2m								
No	Frequency (MHz)	EIRP (dBm)	Limit (dBm)	Margin (dB)	Antenna Height (m)	Table Angle (Degree)	Raw Value (dBuV)	Correction Factor (dB/m)
1	24249.98	-26.43	-5.00	-21.43	1.34 V	355	31.66	-58.09

Remarks:

1. EIRP(dBm) = Raw Value(dBuV) + Correction Factor(dB/m)
2. Correction Factor(dB/m) = Antenna Factor(dB/m) + Cable Factor(dB)+ 20log(D) – 104.8
3. Margin value = EIRP – Limit value
4. The other EIRP levels were very low against the limit.

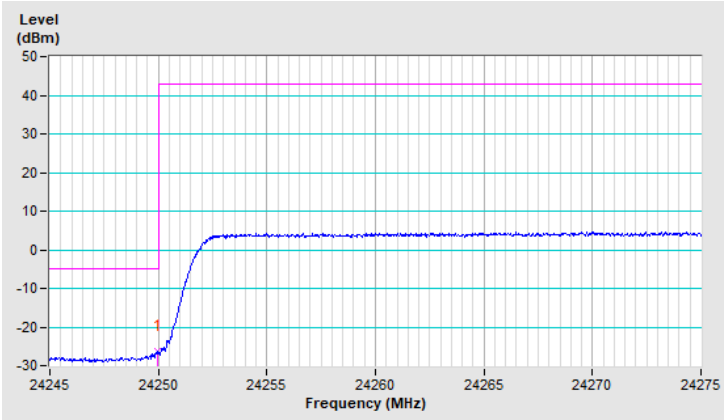

Band	n258	Beam ID	36
Channel	High	QPSK-1CC	1RB31

Antenna Polarity & Test Distance : Vertical at 2m								
No	Frequency (MHz)	EIRP (dBm)	Limit (dBm)	Margin (dB)	Antenna Height (m)	Table Angle (Degree)	Raw Value (dBuV)	Correction Factor (dB/m)
1	24450.02	-16.39	-5.00	-11.39	1.33 V	356	41.38	-57.77

Remarks:

1. EIRP(dBm) = Raw Value(dBuV) + Correction Factor(dB/m)
2. Correction Factor(dB/m) = Antenna Factor(dB/m) + Cable Factor(dB)+ 20log(D) – 104.8
3. Margin value = EIRP – Limit value
4. The other EIRP levels were very low against the limit.

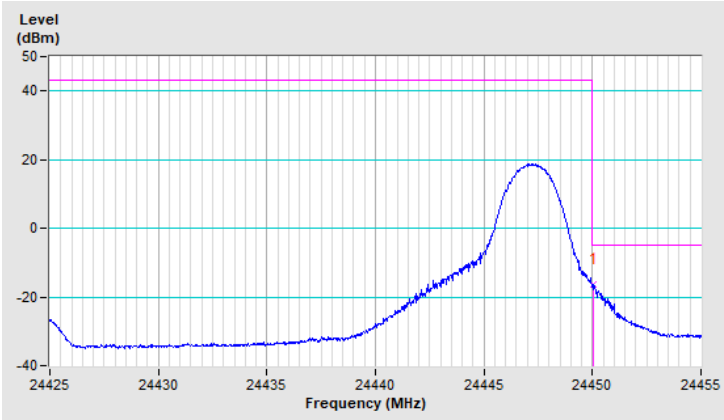

Band	n258	Beam ID	36
Channel	High	QPSK-1CC	Full RB

Antenna Polarity & Test Distance : Vertical at 2m								
No	Frequency (MHz)	EIRP (dBm)	Limit (dBm)	Margin (dB)	Antenna Height (m)	Table Angle (Degree)	Raw Value (dBuV)	Correction Factor (dB/m)
1	24450.05	-25.28	-5.00	-20.28	1.35 V	355	32.49	-57.77

Remarks:

1. EIRP(dBm) = Raw Value(dBuV) + Correction Factor(dB/m)
2. Correction Factor(dB/m) = Antenna Factor(dB/m) + Cable Factor(dB)+ 20log(D) – 104.8
3. Margin value = EIRP – Limit value
4. The other EIRP levels were very low against the limit.

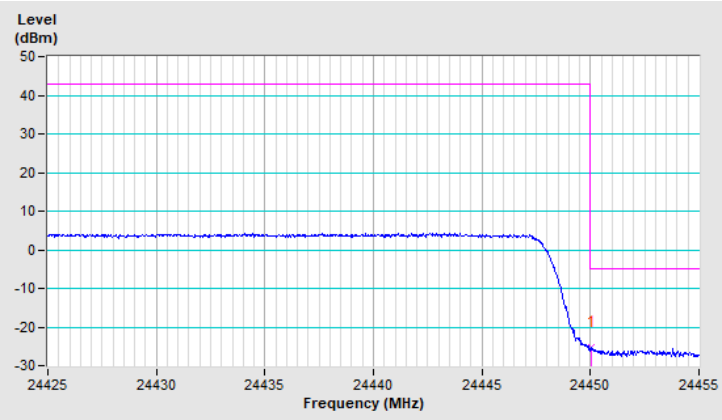

Band	n258	Beam ID	164+36
Channel	Low	QPSK-1CC	1RB0

Antenna Polarity & Test Distance : Vertical at 2m								
No	Frequency (MHz)	EIRP (dBm)	Limit (dBm)	Margin (dB)	Antenna Height (m)	Table Angle (Degree)	Raw Value (dBuV)	Correction Factor (dB/m)
1	24249.89	-16.89	-5.00	-11.89	1.33 V	334	41.20	-58.09

Remarks:

1. EIRP(dBm) = Raw Value(dBuV) + Correction Factor(dB/m)
2. Correction Factor(dB/m) = Antenna Factor(dB/m) + Cable Factor(dB)+ 20log(D) – 104.8
3. Margin value = EIRP – Limit value
4. The other EIRP levels were very low against the limit.

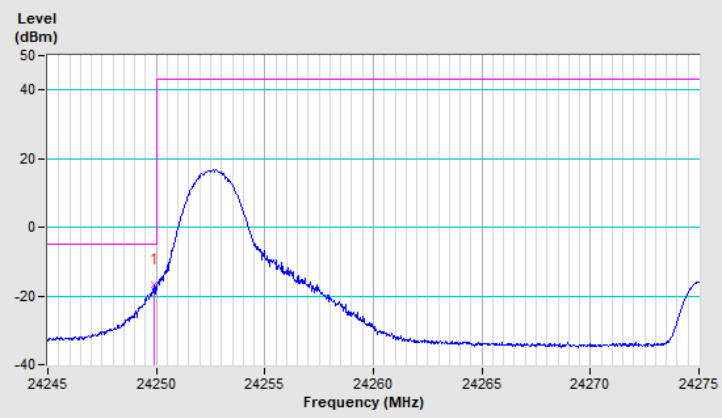

Band	n258	Beam ID	164+36
Channel	Low	QPSK-1CC	Full RB

Antenna Polarity & Test Distance : Vertical at 2m								
No	Frequency (MHz)	EIRP (dBm)	Limit (dBm)	Margin (dB)	Antenna Height (m)	Table Angle (Degree)	Raw Value (dBuV)	Correction Factor (dB/m)
1	24249.92	-27.95	-5.00	-22.95	1.32 V	333	30.14	-58.09

Remarks:

1. EIRP(dBm) = Raw Value(dBuV) + Correction Factor(dB/m)
2. Correction Factor(dB/m) = Antenna Factor(dB/m) + Cable Factor(dB)+ 20log(D) – 104.8
3. Margin value = EIRP – Limit value
4. The other EIRP levels were very low against the limit.

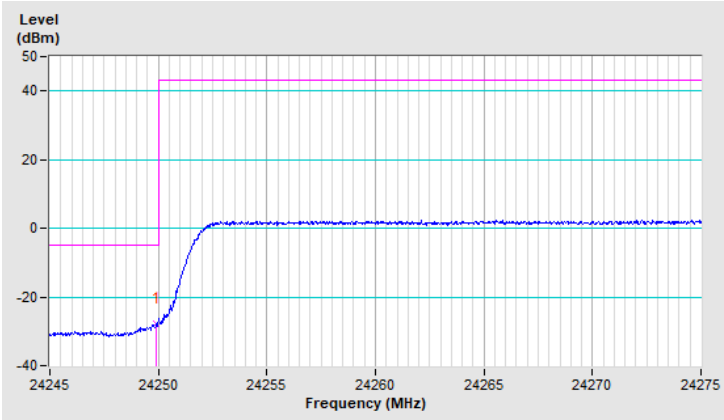

Band	n258	Beam ID	164+36
Channel	High	QPSK-1CC	1RB31

Antenna Polarity & Test Distance : Vertical at 2m								
No	Frequency (MHz)	EIRP (dBm)	Limit (dBm)	Margin (dB)	Antenna Height (m)	Table Angle (Degree)	Raw Value (dBuV)	Correction Factor (dB/m)
1	24450.14	-19.50	-5.00	-14.50	1.34 V	335	38.27	-57.77

Remarks:

1. EIRP(dBm) = Raw Value(dBuV) + Correction Factor(dB/m)
2. Correction Factor(dB/m) = Antenna Factor(dB/m) + Cable Factor(dB)+ 20log(D) – 104.8
3. Margin value = EIRP – Limit value
4. The other EIRP levels were very low against the limit.

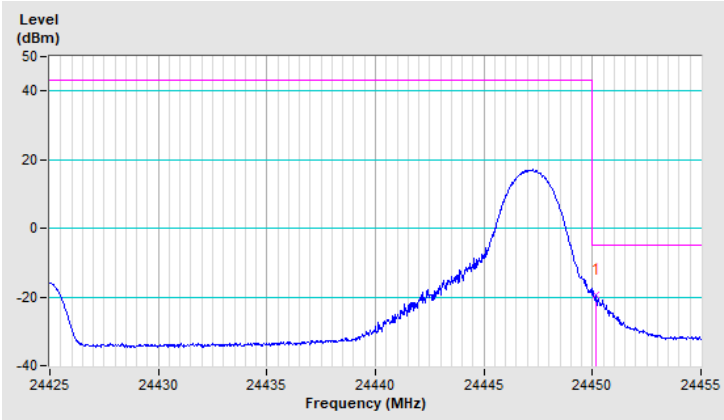

Band	n258	Beam ID	164+36
Channel	High	QPSK-1CC	Full RB

Antenna Polarity & Test Distance : Vertical at 2m								
No	Frequency (MHz)	EIRP (dBm)	Limit (dBm)	Margin (dB)	Antenna Height (m)	Table Angle (Degree)	Raw Value (dBuV)	Correction Factor (dB/m)
1	24450.11	-28.19	-5.00	-23.19	1.32 V	333	29.58	-57.77

Remarks:

1. EIRP(dBm) = Raw Value(dBuV) + Correction Factor(dB/m)
2. Correction Factor(dB/m) = Antenna Factor(dB/m) + Cable Factor(dB)+ 20log(D) – 104.8
3. Margin value = EIRP – Limit value
4. The other EIRP levels were very low against the limit.

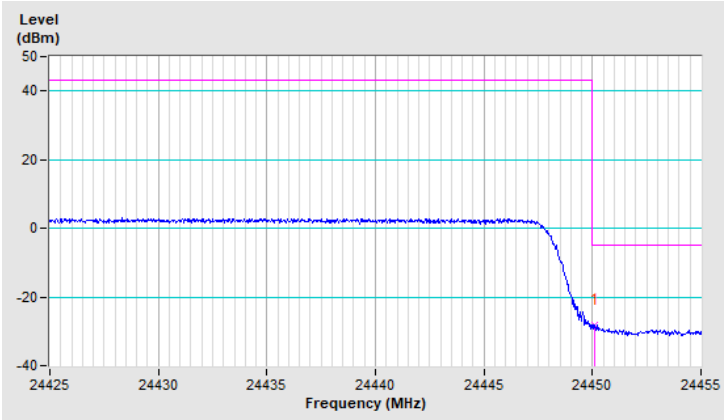

Band	n258	Beam ID	154
Channel	Low	QPSK-2CC	1RB0

Antenna Polarity & Test Distance : Vertical at 2m								
No	Frequency (MHz)	EIRP (dBm)	Limit (dBm)	Margin (dB)	Antenna Height (m)	Table Angle (Degree)	Raw Value (dBuV)	Correction Factor (dB/m)
1	24250.01	-20.52	43.00	-63.52	1.28 V	8	37.56	-58.08

Remarks:

1. EIRP(dBm) = Raw Value(dBuV) + Correction Factor(dB/m)
2. Correction Factor(dB/m) = Antenna Factor(dB/m) + Cable Factor(dB)+ 20log(D) – 104.8
3. Margin value = EIRP – Limit value
4. The other EIRP levels were very low against the limit.

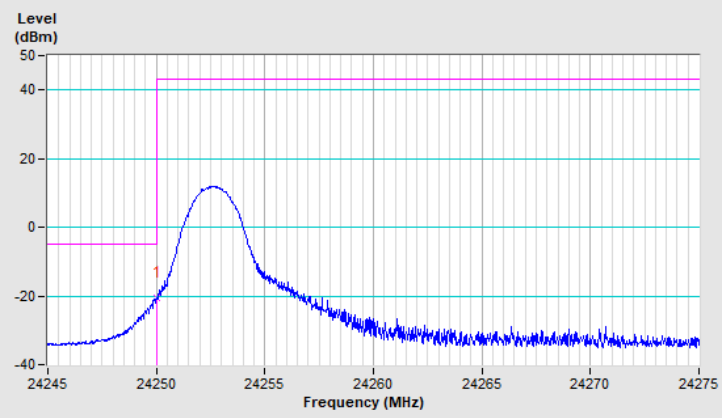

Band	n258	Beam ID	154
Channel	Low	QPSK-2CC	Full RB

Antenna Polarity & Test Distance : Vertical at 2m								
No	Frequency (MHz)	EIRP (dBm)	Limit (dBm)	Margin (dB)	Antenna Height (m)	Table Angle (Degree)	Raw Value (dBuV)	Correction Factor (dB/m)
1	24249.92	-25.80	-5.00	-20.80	1.25 V	3	32.29	-58.09

Remarks:

1. EIRP(dBm) = Raw Value(dBuV) + Correction Factor(dB/m)
2. Correction Factor(dB/m) = Antenna Factor(dB/m) + Cable Factor(dB)+ 20log(D) – 104.8
3. Margin value = EIRP – Limit value
4. The other EIRP levels were very low against the limit.

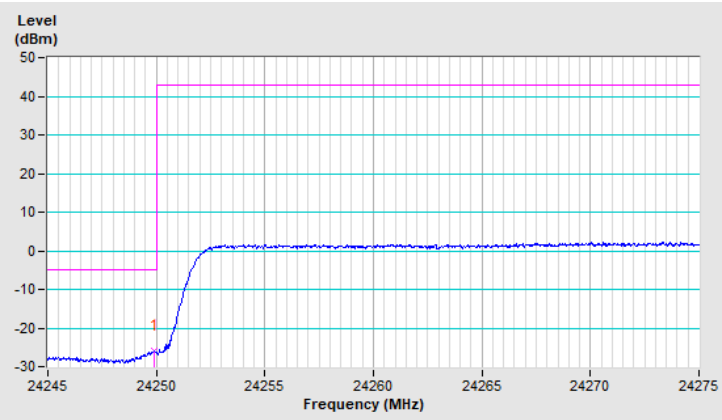

Band	n258	Beam ID	154
Channel	High	QPSK-2CC	1RB0

Antenna Polarity & Test Distance : Vertical at 2m								
No	Frequency (MHz)	EIRP (dBm)	Limit (dBm)	Margin (dB)	Antenna Height (m)	Table Angle (Degree)	Raw Value (dBuV)	Correction Factor (dB/m)
1	24450.14	-22.74	-5.00	-17.74	1.30 V	347	35.03	-57.77

Remarks:

1. EIRP(dBm) = Raw Value(dBuV) + Correction Factor(dB/m)
2. Correction Factor(dB/m) = Antenna Factor(dB/m) + Cable Factor(dB)+ 20log(D) – 104.8
3. Margin value = EIRP – Limit value
4. The other EIRP levels were very low against the limit.

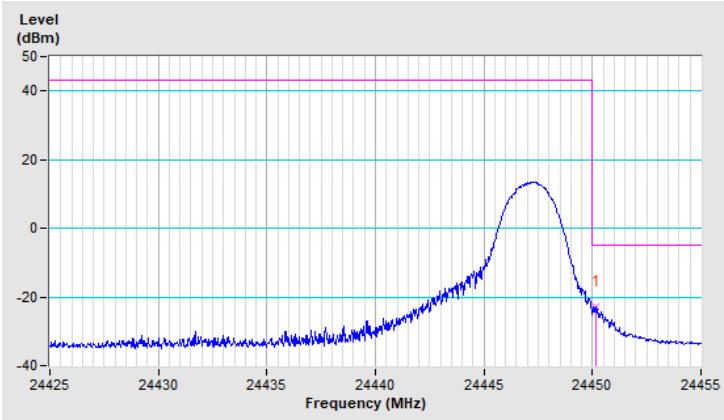

Band	n258	Beam ID	154
Channel	High	QPSK-2CC	Full RB

Antenna Polarity & Test Distance : Vertical at 2m								
No	Frequency (MHz)	EIRP (dBm)	Limit (dBm)	Margin (dB)	Antenna Height (m)	Table Angle (Degree)	Raw Value (dBuV)	Correction Factor (dB/m)
1	24450.17	-26.68	-5.00	-21.68	1.29 V	1	31.09	-57.77

Remarks:

1. EIRP(dBm) = Raw Value(dBuV) + Correction Factor(dB/m)
2. Correction Factor(dB/m) = Antenna Factor(dB/m) + Cable Factor(dB)+ 20log(D) – 104.8
3. Margin value = EIRP – Limit value
4. The other EIRP levels were very low against the limit.

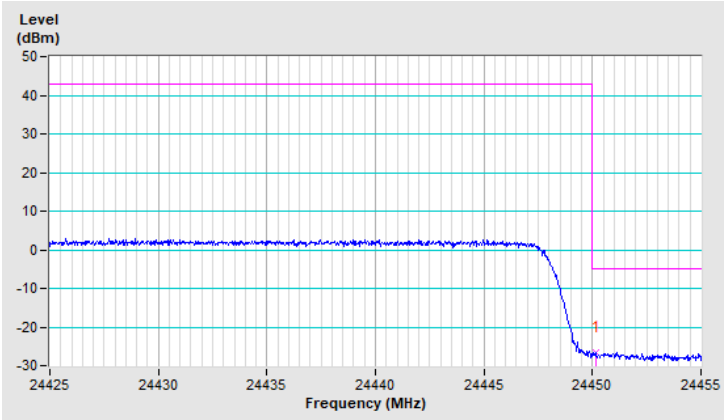

Band	n258	Beam ID	36
Channel	Low	QPSK-2CC	1RB0

Antenna Polarity & Test Distance : Vertical at 2m								
No	Frequency (MHz)	EIRP (dBm)	Limit (dBm)	Margin (dB)	Antenna Height (m)	Table Angle (Degree)	Raw Value (dBuV)	Correction Factor (dB/m)
1	24249.83	-21.80	-5.00	-16.80	1.08 V	4	36.29	-58.09

Remarks:

1. EIRP(dBm) = Raw Value(dBuV) + Correction Factor(dB/m)
2. Correction Factor(dB/m) = Antenna Factor(dB/m) + Cable Factor(dB)+ 20log(D) – 104.8
3. Margin value = EIRP – Limit value
4. The other EIRP levels were very low against the limit.

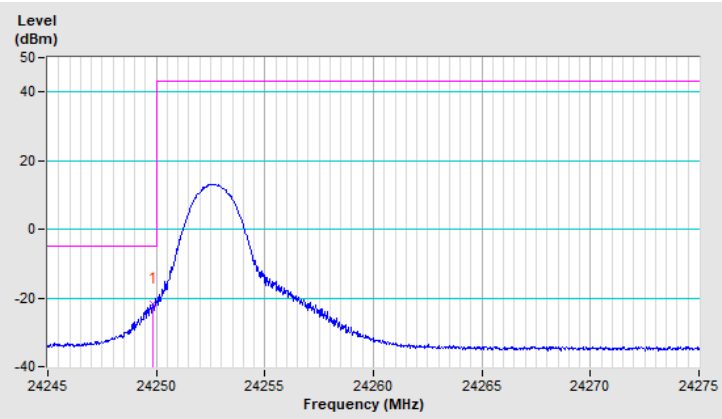

Band	n258	Beam ID	36
Channel	Low	QPSK-2CC	Full RB

Antenna Polarity & Test Distance : Vertical at 2m								
No	Frequency (MHz)	EIRP (dBm)	Limit (dBm)	Margin (dB)	Antenna Height (m)	Table Angle (Degree)	Raw Value (dBuV)	Correction Factor (dB/m)
1	24249.86	-27.82	-5.00	-22.82	1.19 V	2	30.27	-58.09

Remarks:

1. EIRP(dBm) = Raw Value(dBuV) + Correction Factor(dB/m)
2. Correction Factor(dB/m) = Antenna Factor(dB/m) + Cable Factor(dB)+ 20log(D) – 104.8
3. Margin value = EIRP – Limit value
4. The other EIRP levels were very low against the limit.

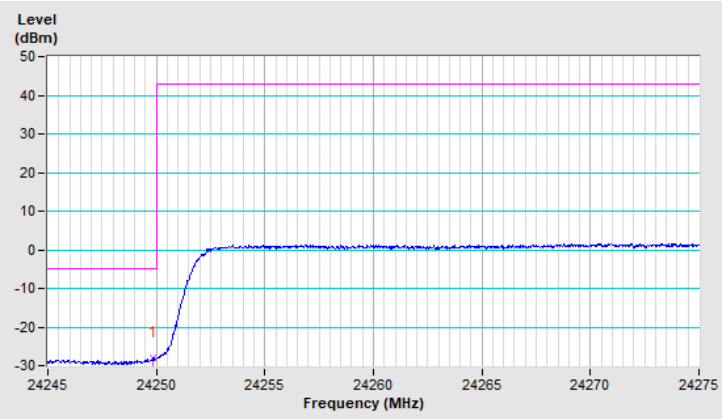

Band	n258	Beam ID	36
Channel	High	QPSK-2CC	1RB31

Antenna Polarity & Test Distance : Vertical at 2m								
No	Frequency (MHz)	EIRP (dBm)	Limit (dBm)	Margin (dB)	Antenna Height (m)	Table Angle (Degree)	Raw Value (dBuV)	Correction Factor (dB/m)
1	24450.11	-22.44	-5.00	-17.44	1.13 V	9	35.33	-57.77

Remarks:

1. EIRP(dBm) = Raw Value(dBuV) + Correction Factor(dB/m)
2. Correction Factor(dB/m) = Antenna Factor(dB/m) + Cable Factor(dB)+ 20log(D) – 104.8
3. Margin value = EIRP – Limit value
4. The other EIRP levels were very low against the limit.

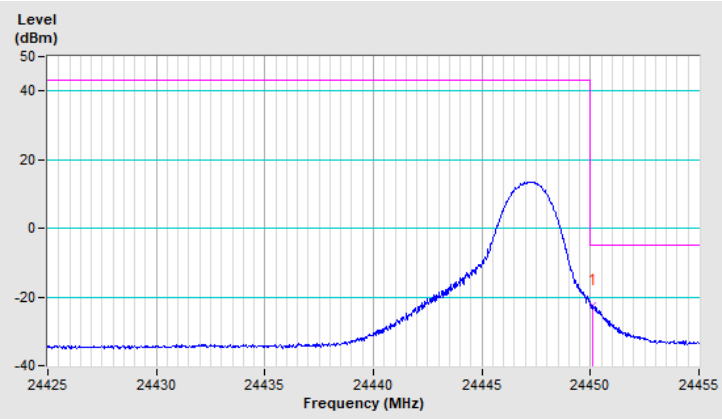

Band	n258	Beam ID	36
Channel	High	QPSK-2CC	Full RB

Antenna Polarity & Test Distance : Vertical at 2m								
No	Frequency (MHz)	EIRP (dBm)	Limit (dBm)	Margin (dB)	Antenna Height (m)	Table Angle (Degree)	Raw Value (dBuV)	Correction Factor (dB/m)
1	24450.05	-26.38	-5.00	-21.38	1.19 V	11	31.39	-57.77

Remarks:

1. EIRP(dBm) = Raw Value(dBuV) + Correction Factor(dB/m)
2. Correction Factor(dB/m) = Antenna Factor(dB/m) + Cable Factor(dB)+ 20log(D) – 104.8
3. Margin value = EIRP – Limit value
4. The other EIRP levels were very low against the limit.

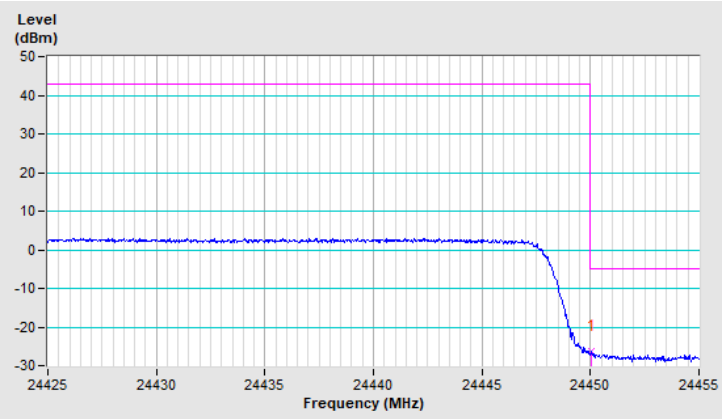

Band	n258	Beam ID	164+36
Channel	Low	QPSK-2CC	1RB0

Antenna Polarity & Test Distance : Vertical at 2m								
No	Frequency (MHz)	EIRP (dBm)	Limit (dBm)	Margin (dB)	Antenna Height (m)	Table Angle (Degree)	Raw Value (dBuV)	Correction Factor (dB/m)
1	24249.77	-23.26	-5.00	-18.26	1.27 V	2	34.83	-58.09

Remarks:

1. EIRP(dBm) = Raw Value(dBuV) + Correction Factor(dB/m)
2. Correction Factor(dB/m) = Antenna Factor(dB/m) + Cable Factor(dB)+ 20log(D) – 104.8
3. Margin value = EIRP – Limit value
4. The other EIRP levels were very low against the limit.

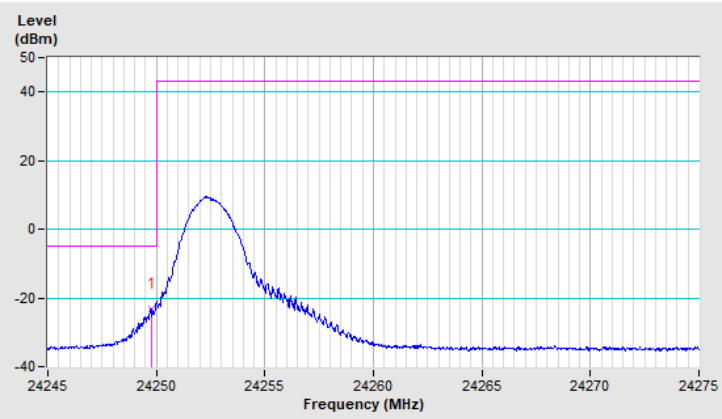

Band	n258	Beam ID	164+36
Channel	Low	QPSK-2CC	Full RB

Antenna Polarity & Test Distance : Vertical at 2m								
No	Frequency (MHz)	EIRP (dBm)	Limit (dBm)	Margin (dB)	Antenna Height (m)	Table Angle (Degree)	Raw Value (dBuV)	Correction Factor (dB/m)
1	24249.65	-30.00	-5.00	-25.00	1.26 V	357	28.09	-58.09

Remarks:

1. EIRP(dBm) = Raw Value(dBuV) + Correction Factor(dB/m)
2. Correction Factor(dB/m) = Antenna Factor(dB/m) + Cable Factor(dB)+ 20log(D) – 104.8
3. Margin value = EIRP – Limit value
4. The other EIRP levels were very low against the limit.

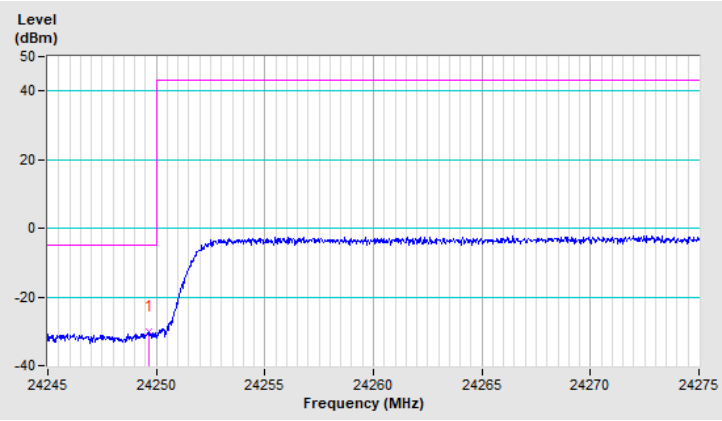

Band	n258	Beam ID	164+36
Channel	High	QPSK-2CC	1RB31

Antenna Polarity & Test Distance : Vertical at 2m								
No	Frequency (MHz)	EIRP (dBm)	Limit (dBm)	Margin (dB)	Antenna Height (m)	Table Angle (Degree)	Raw Value (dBuV)	Correction Factor (dB/m)
1	24450.11	-26.12	-5.00	-21.12	1.33 V	358	31.65	-57.77

Remarks:

1. EIRP(dBm) = Raw Value(dBuV) + Correction Factor(dB/m)
2. Correction Factor(dB/m) = Antenna Factor(dB/m) + Cable Factor(dB)+ 20log(D) – 104.8
3. Margin value = EIRP – Limit value
4. The other EIRP levels were very low against the limit.

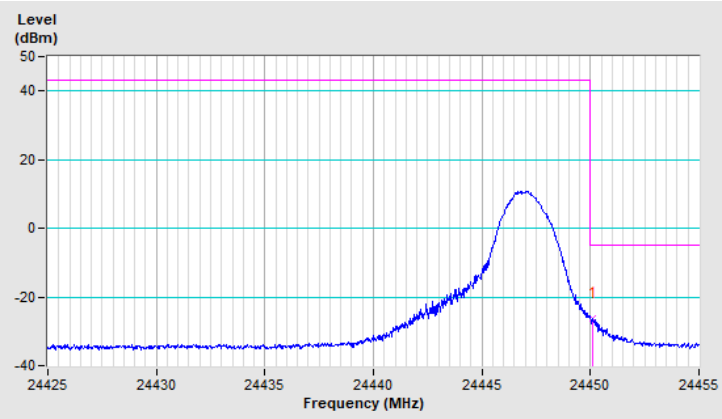

Band	n258	Beam ID	164+36
Channel	High	QPSK-2CC	Full RB

Antenna Polarity & Test Distance : Vertical at 2m								
No	Frequency (MHz)	EIRP (dBm)	Limit (dBm)	Margin (dB)	Antenna Height (m)	Table Angle (Degree)	Raw Value (dBuV)	Correction Factor (dB/m)
1	24450.11	-31.07	-5.00	-26.07	1.27 V	1	26.70	-57.77

Remarks:

1. EIRP(dBm) = Raw Value(dBuV) + Correction Factor(dB/m)
2. Correction Factor(dB/m) = Antenna Factor(dB/m) + Cable Factor(dB)+ 20log(D) – 104.8
3. Margin value = EIRP – Limit value
4. The other EIRP levels were very low against the limit.

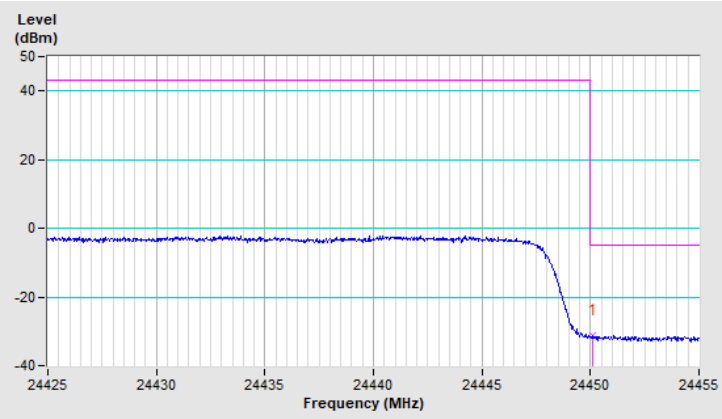

n258 (24.25GHz ~ 24.45GHz):

Bandwidth: 100MHz

Band	n258	Beam ID	167
Channel	Low	QPSK-1CC	1RB0

Antenna Polarity & Test Distance : Vertical at 2m								
No	Frequency (MHz)	EIRP (dBm)	Limit (dBm)	Margin (dB)	Antenna Height (m)	Table Angle (Degree)	Raw Value (dBuV)	Correction Factor (dB/m)
1	24249.78	-12.73	-5.00	-7.73	1.33 V	9	45.36	-58.09

Remarks:

1. EIRP(dBm) = Raw Value(dBuV) + Correction Factor(dB/m)
2. Correction Factor(dB/m) = Antenna Factor(dB/m) + Cable Factor(dB)+ 20log(D) – 104.8
3. Margin value = EIRP – Limit value
4. The other EIRP levels were very low against the limit.

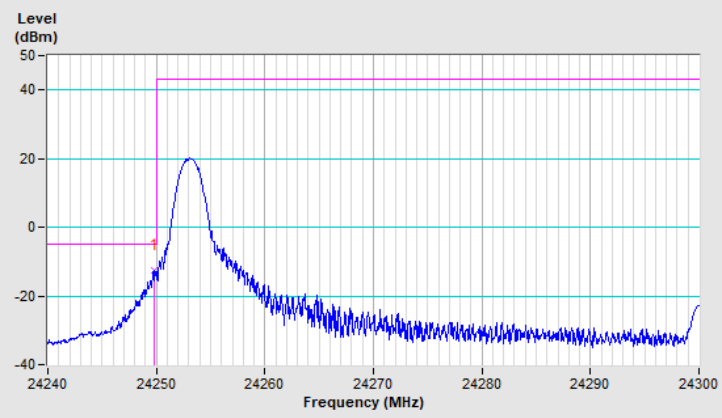

Band	n258	Beam ID	167
Channel	Low	QPSK-1CC	Full RB

Antenna Polarity & Test Distance : Vertical at 2m								
No	Frequency (MHz)	EIRP (dBm)	Limit (dBm)	Margin (dB)	Antenna Height (m)	Table Angle (Degree)	Raw Value (dBuV)	Correction Factor (dB/m)
1	24249.60	-24.11	-5.00	-19.11	1.34 V	10	33.98	-58.09

Remarks:

1. EIRP(dBm) = Raw Value(dBuV) + Correction Factor(dB/m)
2. Correction Factor(dB/m) = Antenna Factor(dB/m) + Cable Factor(dB)+ 20log(D) – 104.8
3. Margin value = EIRP – Limit value
4. The other EIRP levels were very low against the limit.

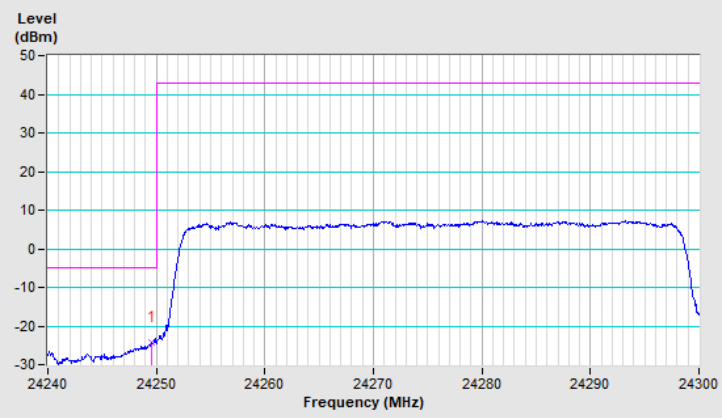

Band	n258	Beam ID	167
Channel	High	QPSK-1CC	1RB65

Antenna Polarity & Test Distance : Vertical at 2m								
No	Frequency (MHz)	EIRP (dBm)	Limit (dBm)	Margin (dB)	Antenna Height (m)	Table Angle (Degree)	Raw Value (dBuV)	Correction Factor (dB/m)
1	24450.22	-13.05	-5.00	-8.05	1.32 V	9	44.72	-57.77

Remarks:

1. EIRP(dBm) = Raw Value(dBuV) + Correction Factor(dB/m)
2. Correction Factor(dB/m) = Antenna Factor(dB/m) + Cable Factor(dB)+ 20log(D) – 104.8
3. Margin value = EIRP – Limit value
4. The other EIRP levels were very low against the limit.

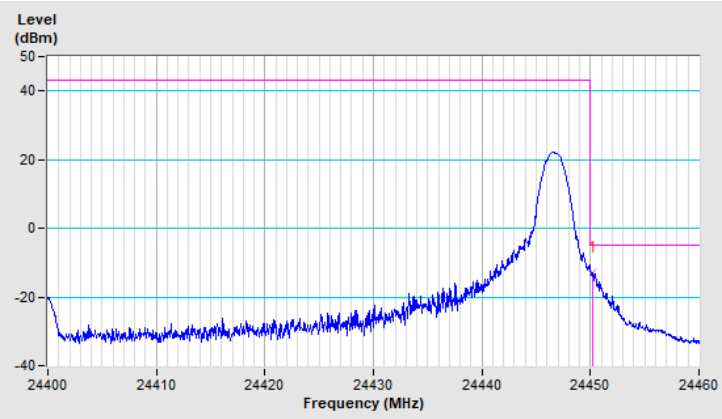

Band	n258	Beam ID	167
Channel	High	QPSK-1CC	Full RB

Antenna Polarity & Test Distance : Vertical at 2m								
No	Frequency (MHz)	EIRP (dBm)	Limit (dBm)	Margin (dB)	Antenna Height (m)	Table Angle (Degree)	Raw Value (dBuV)	Correction Factor (dB/m)
1	24450.16	-25.17	-5.00	-20.17	1.34 V	10	32.60	-57.77

Remarks:

1. EIRP(dBm) = Raw Value(dBuV) + Correction Factor(dB/m)
2. Correction Factor(dB/m) = Antenna Factor(dB/m) + Cable Factor(dB)+ 20log(D) – 104.8
3. Margin value = EIRP – Limit value
4. The other EIRP levels were very low against the limit.

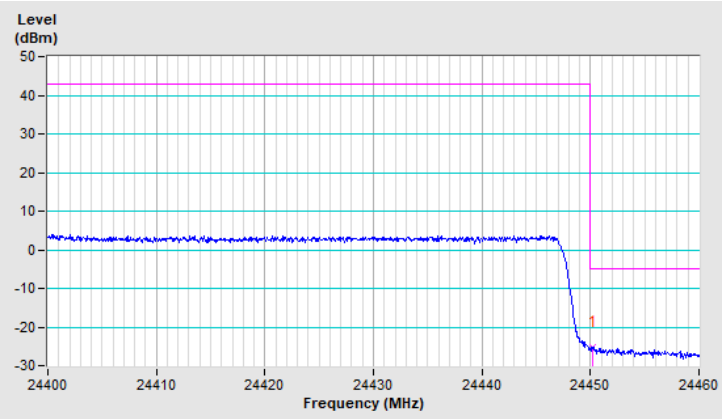

Band	n258	Beam ID	39
Channel	Low	QPSK-1CC	1RB0

Antenna Polarity & Test Distance : Vertical at 2m								
No	Frequency (MHz)	EIRP (dBm)	Limit (dBm)	Margin (dB)	Antenna Height (m)	Table Angle (Degree)	Raw Value (dBuV)	Correction Factor (dB/m)
1	24249.78	-14.60	-5.00	-9.60	1.38 V	10	43.49	-58.09

Remarks:

1. EIRP(dBm) = Raw Value(dBuV) + Correction Factor(dB/m)
2. Correction Factor(dB/m) = Antenna Factor(dB/m) + Cable Factor(dB)+ 20log(D) – 104.8
3. Margin value = EIRP – Limit value
4. The other EIRP levels were very low against the limit.

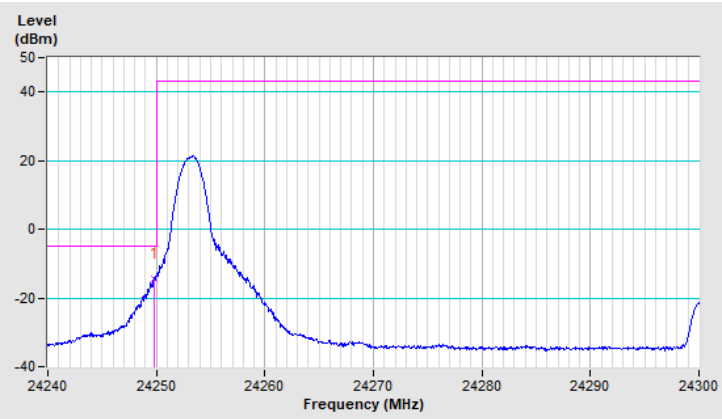

Band	n258	Beam ID	39
Channel	Low	QPSK-1CC	Full RB

Antenna Polarity & Test Distance : Vertical at 2m								
No	Frequency (MHz)	EIRP (dBm)	Limit (dBm)	Margin (dB)	Antenna Height (m)	Table Angle (Degree)	Raw Value (dBuV)	Correction Factor (dB/m)
1	24242.16	-24.85	-5.00	-19.85	1.37 V	11	33.24	-58.09

Remarks:

1. EIRP(dBm) = Raw Value(dBuV) + Correction Factor(dB/m)
2. Correction Factor(dB/m) = Antenna Factor(dB/m) + Cable Factor(dB)+ 20log(D) – 104.8
3. Margin value = EIRP – Limit value
4. The other EIRP levels were very low against the limit.

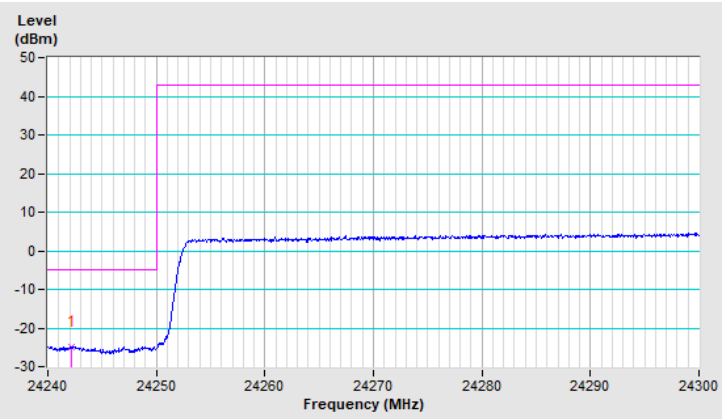

Band	n258	Beam ID	39
Channel	High	QPSK-1CC	1RB31

Antenna Polarity & Test Distance : Vertical at 2m								
No	Frequency (MHz)	EIRP (dBm)	Limit (dBm)	Margin (dB)	Antenna Height (m)	Table Angle (Degree)	Raw Value (dBuV)	Correction Factor (dB/m)
1	24450.16	-12.57	-5.00	-7.57	1.39 V	9	45.20	-57.77

Remarks:

1. EIRP(dBm) = Raw Value(dBuV) + Correction Factor(dB/m)
2. Correction Factor(dB/m) = Antenna Factor(dB/m) + Cable Factor(dB)+ 20log(D) – 104.8
3. Margin value = EIRP – Limit value
4. The other EIRP levels were very low against the limit.

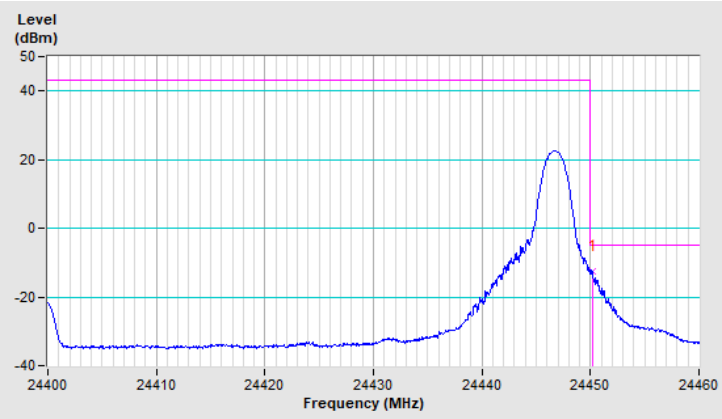

Band	n258	Beam ID	39
Channel	High	QPSK-1CC	Full RB

Antenna Polarity & Test Distance : Vertical at 2m								
No	Frequency (MHz)	EIRP (dBm)	Limit (dBm)	Margin (dB)	Antenna Height (m)	Table Angle (Degree)	Raw Value (dBuV)	Correction Factor (dB/m)
1	24450.28	-23.03	-5.00	-18.03	1.37 V	11	34.74	-57.77

Remarks:

1. EIRP(dBm) = Raw Value(dBuV) + Correction Factor(dB/m)
2. Correction Factor(dB/m) = Antenna Factor(dB/m) + Cable Factor(dB)+ 20log(D) – 104.8
3. Margin value = EIRP – Limit value
4. The other EIRP levels were very low against the limit.

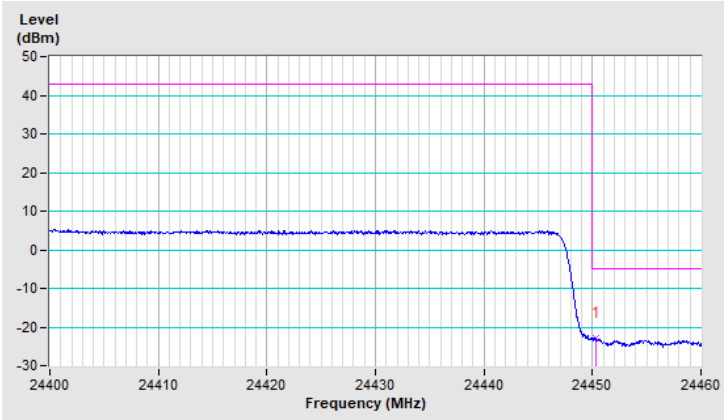

Band	n258	Beam ID	167+39
Channel	Low	QPSK-1CC	1RB0

Antenna Polarity & Test Distance : Vertical at 2m								
No	Frequency (MHz)	EIRP (dBm)	Limit (dBm)	Margin (dB)	Antenna Height (m)	Table Angle (Degree)	Raw Value (dBuV)	Correction Factor (dB/m)
1	24249.78	-13.53	-5.00	-8.53	1.38 V	12	44.56	-58.09

Remarks:

1. EIRP(dBm) = Raw Value(dBuV) + Correction Factor(dB/m)
2. Correction Factor(dB/m) = Antenna Factor(dB/m) + Cable Factor(dB)+ 20log(D) – 104.8
3. Margin value = EIRP – Limit value
4. The other EIRP levels were very low against the limit.

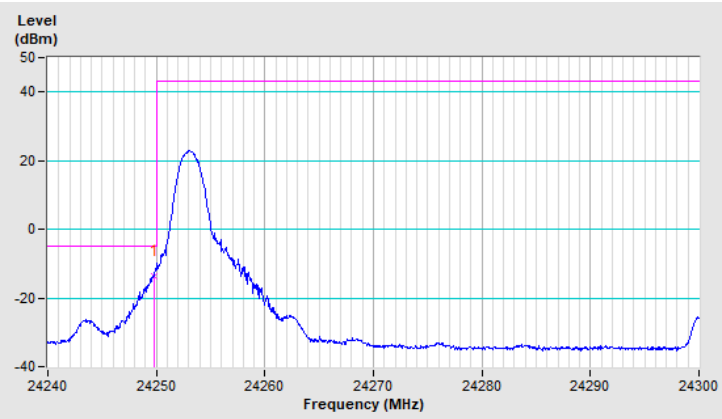

Band	n258	Beam ID	167+39
Channel	Low	QPSK-1CC	Full RB

Antenna Polarity & Test Distance : Vertical at 2m								
No	Frequency (MHz)	EIRP (dBm)	Limit (dBm)	Margin (dB)	Antenna Height (m)	Table Angle (Degree)	Raw Value (dBuV)	Correction Factor (dB/m)
1	24240.84	-23.48	-5.00	-18.48	1.39 V	11	34.61	-58.09

Remarks:

1. EIRP(dBm) = Raw Value(dBuV) + Correction Factor(dB/m)
2. Correction Factor(dB/m) = Antenna Factor(dB/m) + Cable Factor(dB)+ 20log(D) – 104.8
3. Margin value = EIRP – Limit value
4. The other EIRP levels were very low against the limit.

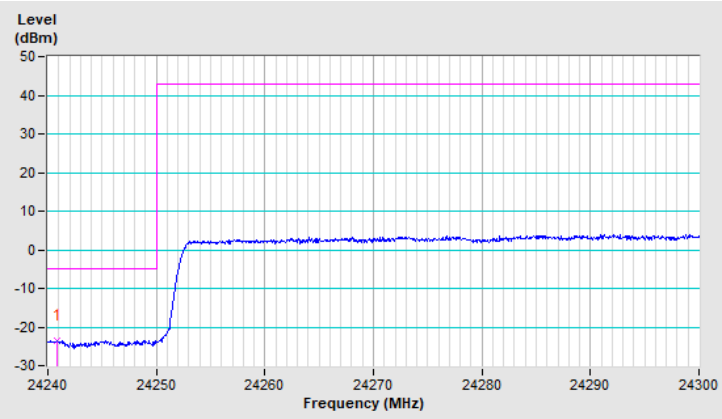

Band	n258	Beam ID	167+39
Channel	High	QPSK-1CC	1RB31

Antenna Polarity & Test Distance : Vertical at 2m								
No	Frequency (MHz)	EIRP (dBm)	Limit (dBm)	Margin (dB)	Antenna Height (m)	Table Angle (Degree)	Raw Value (dBuV)	Correction Factor (dB/m)
1	24450.28	-17.97	-5.00	-12.97	1.37 V	13	39.80	-57.77

Remarks:

1. EIRP(dBm) = Raw Value(dBuV) + Correction Factor(dB/m)
2. Correction Factor(dB/m) = Antenna Factor(dB/m) + Cable Factor(dB)+ 20log(D) – 104.8
3. Margin value = EIRP – Limit value
4. The other EIRP levels were very low against the limit.

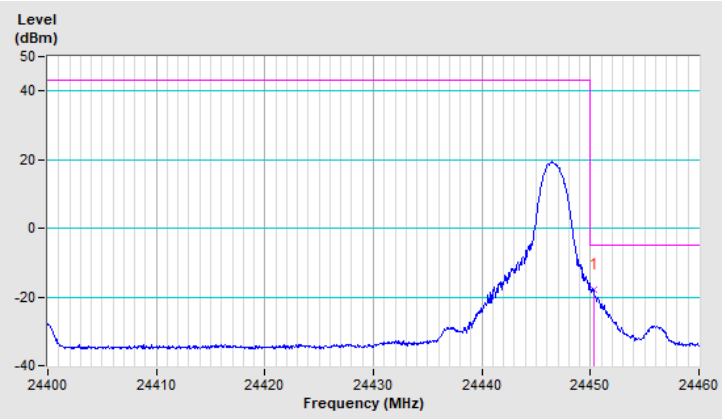

Band	n258	Beam ID	167+39
Channel	High	QPSK-1CC	Full RB

Antenna Polarity & Test Distance : Vertical at 2m								
No	Frequency (MHz)	EIRP (dBm)	Limit (dBm)	Margin (dB)	Antenna Height (m)	Table Angle (Degree)	Raw Value (dBuV)	Correction Factor (dB/m)
1	24455.08	-23.10	-5.00	-18.10	1.39 V	10	34.66	-57.76

Remarks:

1. EIRP(dBm) = Raw Value(dBuV) + Correction Factor(dB/m)
2. Correction Factor(dB/m) = Antenna Factor(dB/m) + Cable Factor(dB)+ 20log(D) – 104.8
3. Margin value = EIRP – Limit value
4. The other EIRP levels were very low against the limit.

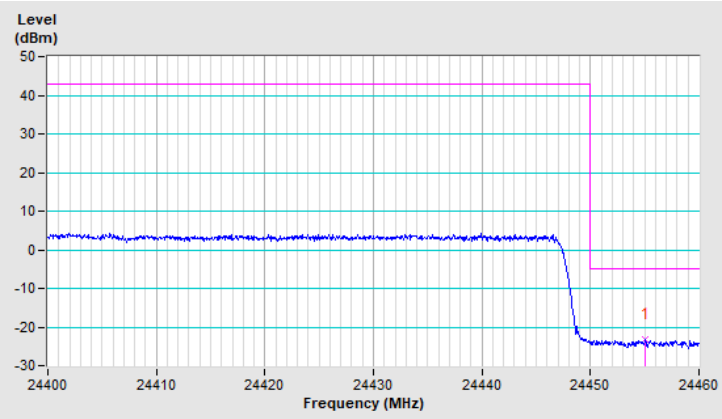

Band	n258	Beam ID	167
Channel	Low	QPSK-2CC	1RB0

Antenna Polarity & Test Distance : Vertical at 2m								
No	Frequency (MHz)	EIRP (dBm)	Limit (dBm)	Margin (dB)	Antenna Height (m)	Table Angle (Degree)	Raw Value (dBuV)	Correction Factor (dB/m)
1	24249.78	-21.10	-5.00	-16.10	1.28 V	10	36.99	-58.09

Remarks:

1. EIRP(dBm) = Raw Value(dBuV) + Correction Factor(dB/m)
2. Correction Factor(dB/m) = Antenna Factor(dB/m) + Cable Factor(dB)+ 20log(D) – 104.8
3. Margin value = EIRP – Limit value
4. The other EIRP levels were very low against the limit.

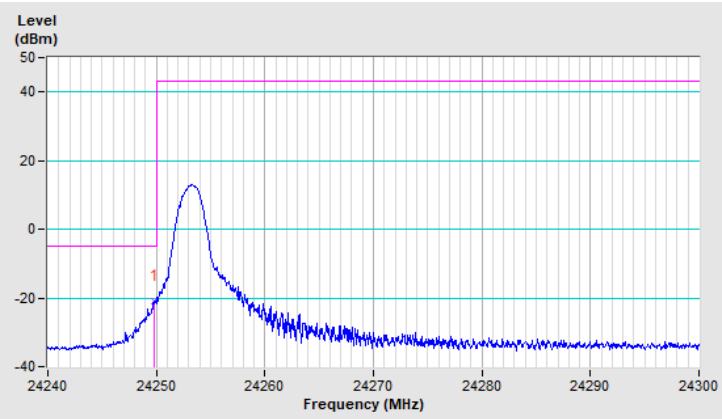

Band	n258	Beam ID	167
Channel	Low	QPSK-2CC	Full RB

Antenna Polarity & Test Distance : Vertical at 2m								
No	Frequency (MHz)	EIRP (dBm)	Limit (dBm)	Margin (dB)	Antenna Height (m)	Table Angle (Degree)	Raw Value (dBuV)	Correction Factor (dB/m)
1	24240.42	-27.35	-5.00	-22.35	1.29 V	11	30.74	-58.09

Remarks:

1. EIRP(dBm) = Raw Value(dBuV) + Correction Factor(dB/m)
2. Correction Factor(dB/m) = Antenna Factor(dB/m) + Cable Factor(dB)+ 20log(D) – 104.8
3. Margin value = EIRP – Limit value
4. The other EIRP levels were very low against the limit.

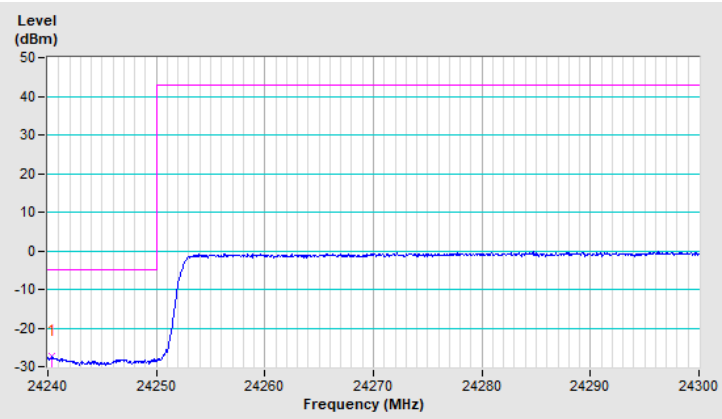

Band	n258	Beam ID	167
Channel	High	QPSK-2CC	1RB65

Antenna Polarity & Test Distance : Vertical at 2m								
No	Frequency (MHz)	EIRP (dBm)	Limit (dBm)	Margin (dB)	Antenna Height (m)	Table Angle (Degree)	Raw Value (dBuV)	Correction Factor (dB/m)
1	24450.16	-19.88	-5.00	-14.88	1.27 V	9	37.89	-57.77

Remarks:

1. EIRP(dBm) = Raw Value(dBuV) + Correction Factor(dB/m)
2. Correction Factor(dB/m) = Antenna Factor(dB/m) + Cable Factor(dB)+ 20log(D) – 104.8
3. Margin value = EIRP – Limit value
4. The other EIRP levels were very low against the limit.

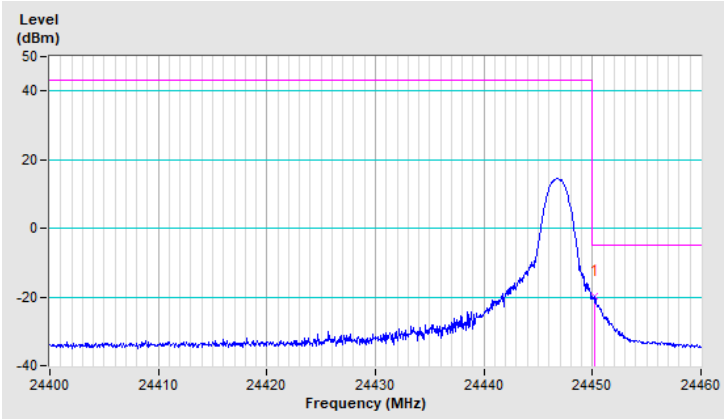

Band	n258	Beam ID	167
Channel	High	QPSK-2CC	Full RB

Antenna Polarity & Test Distance : Vertical at 2m								
No	Frequency (MHz)	EIRP (dBm)	Limit (dBm)	Margin (dB)	Antenna Height (m)	Table Angle (Degree)	Raw Value (dBuV)	Correction Factor (dB/m)
1	24450.52	-26.82	-5.00	-21.82	1.26 V	12	30.95	-57.77

Remarks:

1. EIRP(dBm) = Raw Value(dBuV) + Correction Factor(dB/m)
2. Correction Factor(dB/m) = Antenna Factor(dB/m) + Cable Factor(dB)+ 20log(D) – 104.8
3. Margin value = EIRP – Limit value
4. The other EIRP levels were very low against the limit.

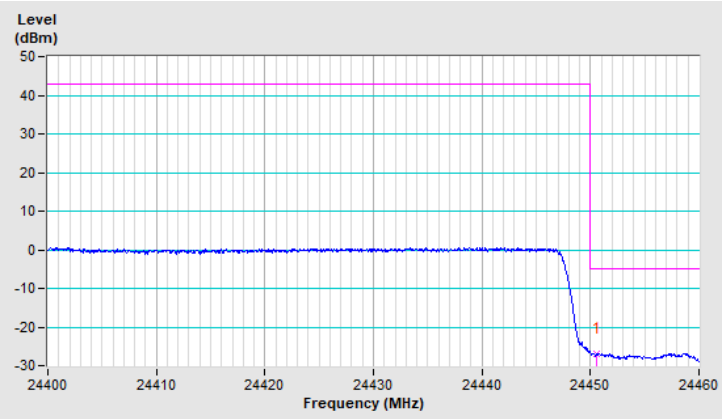

Band	n258	Beam ID	39
Channel	Low	QPSK-2CC	1RB0

Antenna Polarity & Test Distance : Vertical at 2m								
No	Frequency (MHz)	EIRP (dBm)	Limit (dBm)	Margin (dB)	Antenna Height (m)	Table Angle (Degree)	Raw Value (dBuV)	Correction Factor (dB/m)
1	24249.72	-22.93	-5.00	-17.93	1.34 V	13	35.16	-58.09

Remarks:

1. EIRP(dBm) = Raw Value(dBuV) + Correction Factor(dB/m)
2. Correction Factor(dB/m) = Antenna Factor(dB/m) + Cable Factor(dB)+ 20log(D) – 104.8
3. Margin value = EIRP – Limit value
4. The other EIRP levels were very low against the limit.

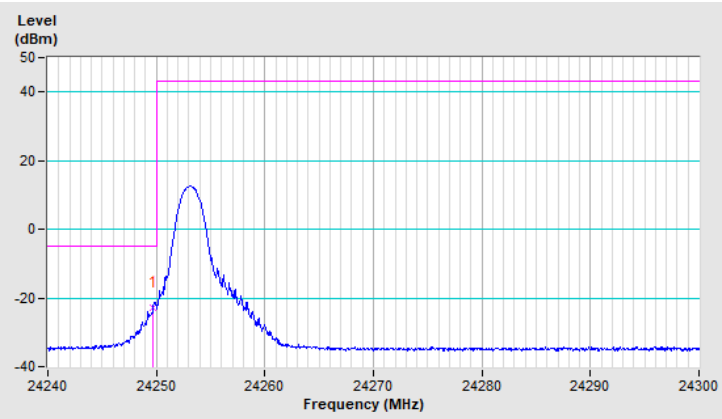

Band	n258	Beam ID	39
Channel	Low	QPSK-2CC	Full RB

Antenna Polarity & Test Distance : Vertical at 2m								
No	Frequency (MHz)	EIRP (dBm)	Limit (dBm)	Margin (dB)	Antenna Height (m)	Table Angle (Degree)	Raw Value (dBuV)	Correction Factor (dB/m)
1	24240.60	-26.09	-5.00	-21.09	1.35 V	13	32.00	-58.09

Remarks:

1. EIRP(dBm) = Raw Value(dBuV) + Correction Factor(dB/m)
2. Correction Factor(dB/m) = Antenna Factor(dB/m) + Cable Factor(dB)+ 20log(D) – 104.8
3. Margin value = EIRP – Limit value
4. The other EIRP levels were very low against the limit.

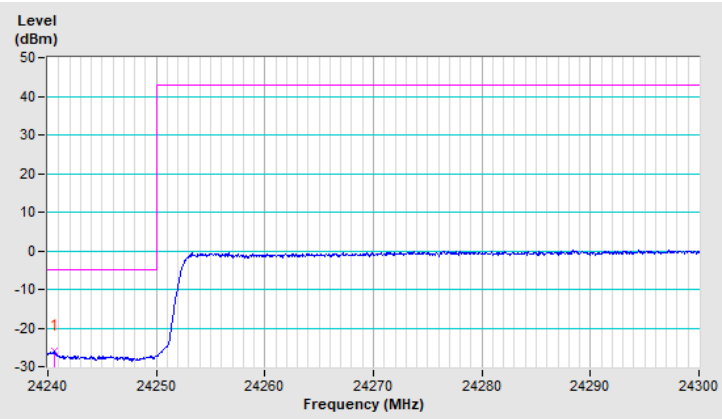

Band	n258	Beam ID	39
Channel	High	QPSK-2CC	1RB65

Antenna Polarity & Test Distance : Vertical at 2m								
No	Frequency (MHz)	EIRP (dBm)	Limit (dBm)	Margin (dB)	Antenna Height (m)	Table Angle (Degree)	Raw Value (dBuV)	Correction Factor (dB/m)
1	24450.34	-20.88	-5.00	-15.88	1.35 V	14	36.89	-57.77

Remarks:

1. EIRP(dBm) = Raw Value(dBuV) + Correction Factor(dB/m)
2. Correction Factor(dB/m) = Antenna Factor(dB/m) + Cable Factor(dB)+ 20log(D) – 104.8
3. Margin value = EIRP – Limit value
4. The other EIRP levels were very low against the limit.

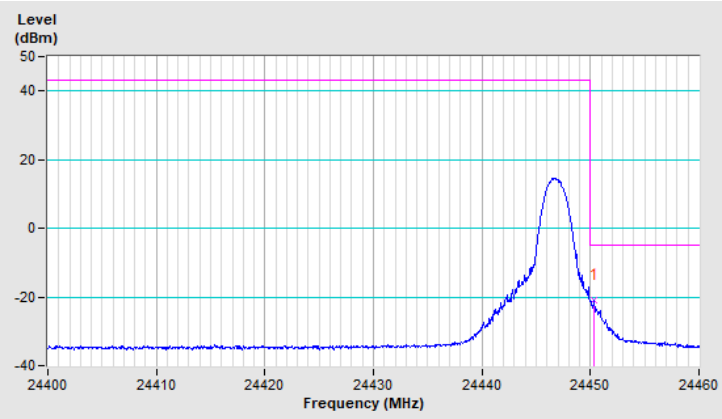

Band	n258	Beam ID	39
Channel	High	QPSK-2CC	Full RB

Antenna Polarity & Test Distance : Vertical at 2m								
No	Frequency (MHz)	EIRP (dBm)	Limit (dBm)	Margin (dB)	Antenna Height (m)	Table Angle (Degree)	Raw Value (dBuV)	Correction Factor (dB/m)
1	24457.12	-25.54	-5.00	-20.54	1.33 V	11	32.22	-57.76

Remarks:

1. EIRP(dBm) = Raw Value(dBuV) + Correction Factor(dB/m)
2. Correction Factor(dB/m) = Antenna Factor(dB/m) + Cable Factor(dB)+ 20log(D) – 104.8
3. Margin value = EIRP – Limit value
4. The other EIRP levels were very low against the limit.

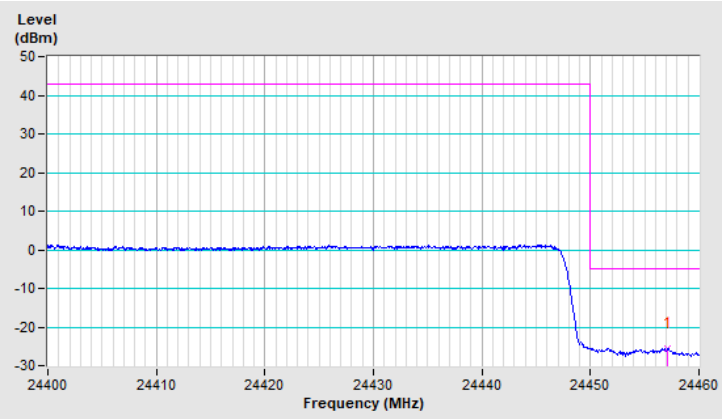

Band	n258	Beam ID	167+39
Channel	Low	QPSK-2CC	1RB0

Antenna Polarity & Test Distance : Vertical at 2m								
No	Frequency (MHz)	EIRP (dBm)	Limit (dBm)	Margin (dB)	Antenna Height (m)	Table Angle (Degree)	Raw Value (dBuV)	Correction Factor (dB/m)
1	24249.60	-23.25	-5.00	-18.25	1.40 V	10	34.84	-58.09

Remarks:

1. EIRP(dBm) = Raw Value(dBuV) + Correction Factor(dB/m)
2. Correction Factor(dB/m) = Antenna Factor(dB/m) + Cable Factor(dB)+ 20log(D) – 104.8
3. Margin value = EIRP – Limit value
4. The other EIRP levels were very low against the limit.

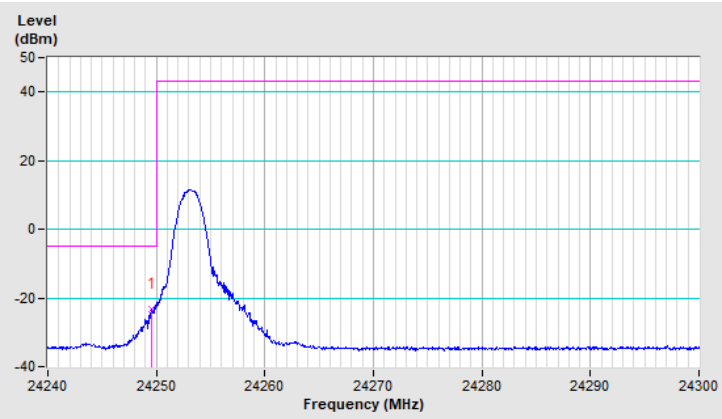

Band	n258	Beam ID	167+39
Channel	Low	QPSK-2CC	Full RB

Antenna Polarity & Test Distance : Vertical at 2m								
No	Frequency (MHz)	EIRP (dBm)	Limit (dBm)	Margin (dB)	Antenna Height (m)	Table Angle (Degree)	Raw Value (dBuV)	Correction Factor (dB/m)
1	24241.02	-24.74	-5.00	-19.74	1.41 V	9	33.35	-58.09

Remarks:

1. EIRP(dBm) = Raw Value(dBuV) + Correction Factor(dB/m)
2. Correction Factor(dB/m) = Antenna Factor(dB/m) + Cable Factor(dB)+ 20log(D) – 104.8
3. Margin value = EIRP – Limit value
4. The other EIRP levels were very low against the limit.

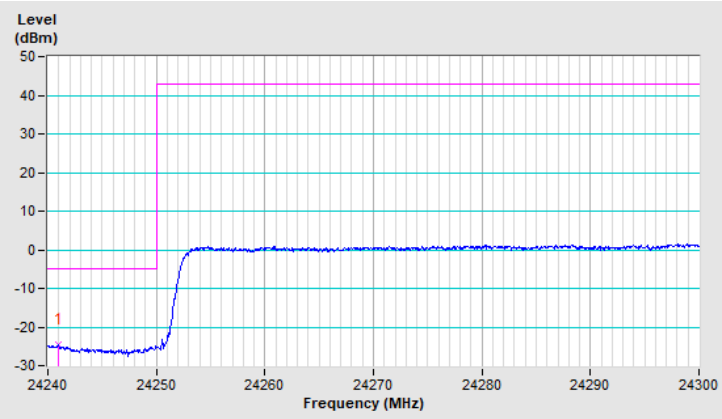

Band	n258	Beam ID	167+39
Channel	High	QPSK-2CC	1RB65

Antenna Polarity & Test Distance : Vertical at 2m								
No	Frequency (MHz)	EIRP (dBm)	Limit (dBm)	Margin (dB)	Antenna Height (m)	Table Angle (Degree)	Raw Value (dBuV)	Correction Factor (dB/m)
1	24450.16	-24.27	-5.00	-19.27	1.40 V	9	33.50	-57.77

Remarks:

1. EIRP(dBm) = Raw Value(dBuV) + Correction Factor(dB/m)
2. Correction Factor(dB/m) = Antenna Factor(dB/m) + Cable Factor(dB)+ 20log(D) – 104.8
3. Margin value = EIRP – Limit value
4. The other EIRP levels were very low against the limit.

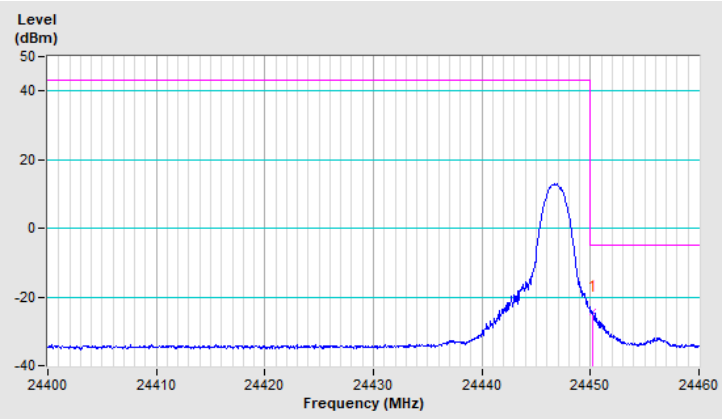

Band	n258	Beam ID	167+39
Channel	High	QPSK-2CC	Full RB

Antenna Polarity & Test Distance : Vertical at 2m								
No	Frequency (MHz)	EIRP (dBm)	Limit (dBm)	Margin (dB)	Antenna Height (m)	Table Angle (Degree)	Raw Value (dBuV)	Correction Factor (dB/m)
1	24450.58	-23.74	-5.00	-18.74	1.39 V	11	34.03	-57.77

Remarks:

1. EIRP(dBm) = Raw Value(dBuV) + Correction Factor(dB/m)
2. Correction Factor(dB/m) = Antenna Factor(dB/m) + Cable Factor(dB)+ 20log(D) – 104.8
3. Margin value = EIRP – Limit value
4. The other EIRP levels were very low against the limit.

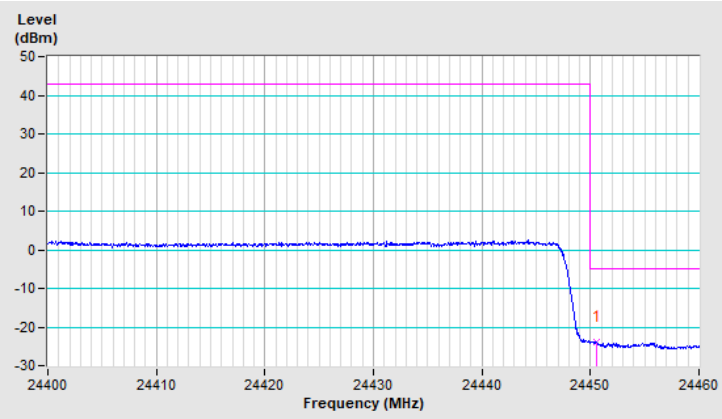

Band	n258	Beam ID	154
Channel	Low	QPSK-1CC	1RB0

Antenna Polarity & Test Distance : Vertical at 2m								
No	Frequency (MHz)	EIRP (dBm)	Limit (dBm)	Margin (dB)	Antenna Height (m)	Table Angle (Degree)	Raw Value (dBuV)	Correction Factor (dB/m)
1	24249.84	-15.74	-5.00	-10.74	1.36 V	351	42.35	-58.09

Remarks:

1. EIRP(dBm) = Raw Value(dBuV) + Correction Factor(dB/m)
2. Correction Factor(dB/m) = Antenna Factor(dB/m) + Cable Factor(dB)+ 20log(D) – 104.8
3. Margin value = EIRP – Limit value
4. The other EIRP levels were very low against the limit.

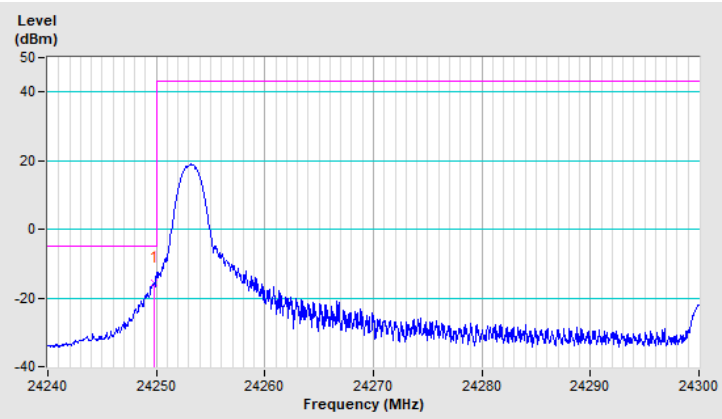

Band	n258	Beam ID	154
Channel	Low	QPSK-1CC	Full RB

Antenna Polarity & Test Distance : Vertical at 2m								
No	Frequency (MHz)	EIRP (dBm)	Limit (dBm)	Margin (dB)	Antenna Height (m)	Table Angle (Degree)	Raw Value (dBuV)	Correction Factor (dB/m)
1	24249.90	-26.74	-5.00	-21.74	1.35 V	352	31.35	-58.09

Remarks:

1. EIRP(dBm) = Raw Value(dBuV) + Correction Factor(dB/m)
2. Correction Factor(dB/m) = Antenna Factor(dB/m) + Cable Factor(dB)+ 20log(D) – 104.8
3. Margin value = EIRP – Limit value
4. The other EIRP levels were very low against the limit.

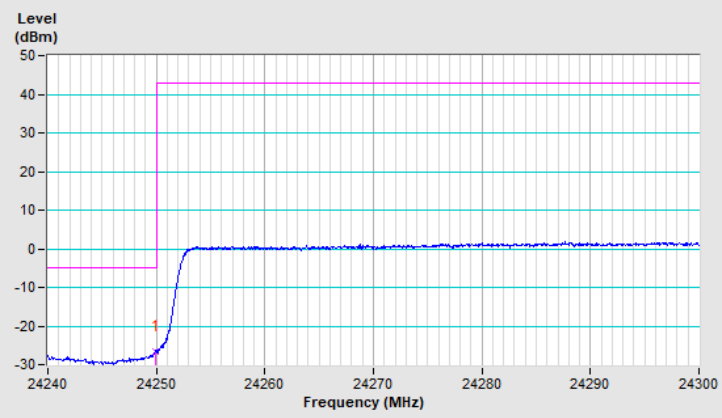

Band	n258	Beam ID	154
Channel	High	QPSK-1CC	1RB65

Antenna Polarity & Test Distance : Vertical at 2m								
No	Frequency (MHz)	EIRP (dBm)	Limit (dBm)	Margin (dB)	Antenna Height (m)	Table Angle (Degree)	Raw Value (dBuV)	Correction Factor (dB/m)
1	24450.22	-14.73	-5.00	-9.73	1.35 V	349	43.04	-57.77

Remarks:

1. EIRP(dBm) = Raw Value(dBuV) + Correction Factor(dB/m)
2. Correction Factor(dB/m) = Antenna Factor(dB/m) + Cable Factor(dB)+ 20log(D) – 104.8
3. Margin value = EIRP – Limit value
4. The other EIRP levels were very low against the limit.

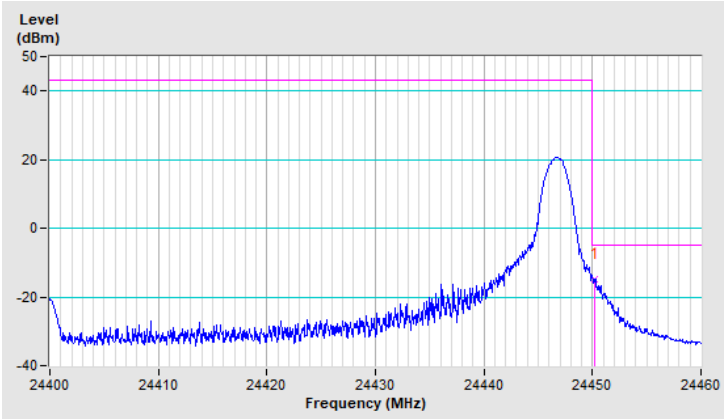

Band	n258	Beam ID	154
Channel	High	QPSK-1CC	Full RB

Antenna Polarity & Test Distance : Vertical at 2m								
No	Frequency (MHz)	EIRP (dBm)	Limit (dBm)	Margin (dB)	Antenna Height (m)	Table Angle (Degree)	Raw Value (dBuV)	Correction Factor (dB/m)
1	24450.22	-25.82	-5.00	-20.82	1.34 V	350	31.95	-57.77

Remarks:

1. EIRP(dBm) = Raw Value(dBuV) + Correction Factor(dB/m)
2. Correction Factor(dB/m) = Antenna Factor(dB/m) + Cable Factor(dB)+ 20log(D) – 104.8
3. Margin value = EIRP – Limit value
4. The other EIRP levels were very low against the limit.

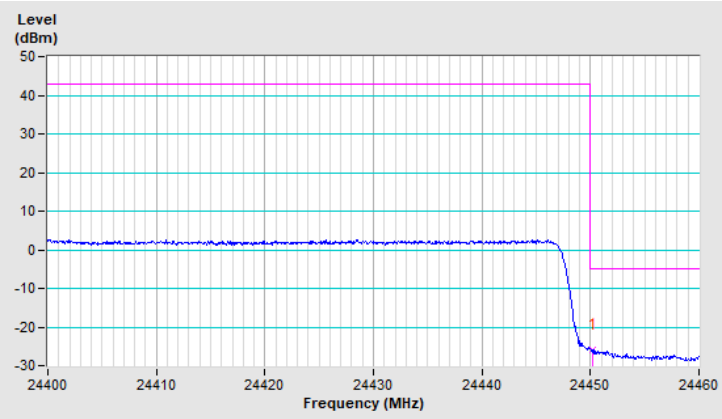

Band	n258	Beam ID	36
Channel	Low	QPSK-1CC	1RB0

Antenna Polarity & Test Distance : Vertical at 2m								
No	Frequency (MHz)	EIRP (dBm)	Limit (dBm)	Margin (dB)	Antenna Height (m)	Table Angle (Degree)	Raw Value (dBuV)	Correction Factor (dB/m)
1	24249.78	-17.83	-5.00	-12.83	1.32 V	356	40.26	-58.09

Remarks:

1. EIRP(dBm) = Raw Value(dBuV) + Correction Factor(dB/m)
2. Correction Factor(dB/m) = Antenna Factor(dB/m) + Cable Factor(dB)+ 20log(D) – 104.8
3. Margin value = EIRP – Limit value
4. The other EIRP levels were very low against the limit.

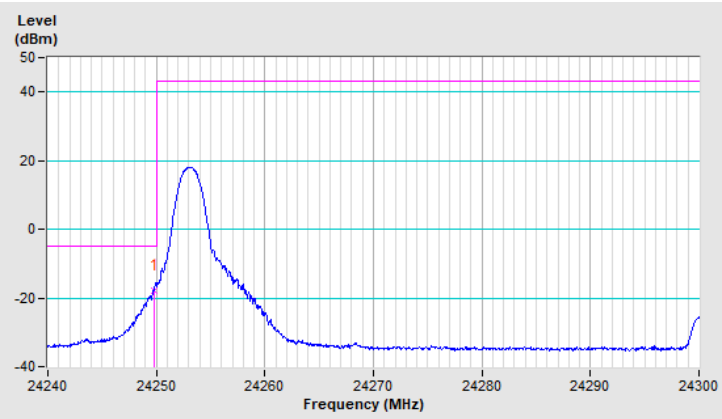

Band	n258	Beam ID	36
Channel	Low	QPSK-1CC	Full RB

Antenna Polarity & Test Distance : Vertical at 2m								
No	Frequency (MHz)	EIRP (dBm)	Limit (dBm)	Margin (dB)	Antenna Height (m)	Table Angle (Degree)	Raw Value (dBuV)	Correction Factor (dB/m)
1	24249.60	-29.23	-5.00	-24.23	1.33 V	357	28.86	-58.09

Remarks:

1. EIRP(dBm) = Raw Value(dBuV) + Correction Factor(dB/m)
2. Correction Factor(dB/m) = Antenna Factor(dB/m) + Cable Factor(dB)+ 20log(D) – 104.8
3. Margin value = EIRP – Limit value
4. The other EIRP levels were very low against the limit.

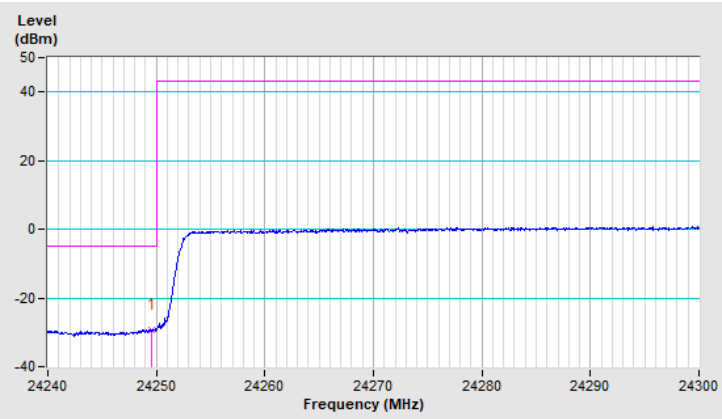

Band	n258	Beam ID	36
Channel	High	QPSK-1CC	1RB31

Antenna Polarity & Test Distance : Vertical at 2m								
No	Frequency (MHz)	EIRP (dBm)	Limit (dBm)	Margin (dB)	Antenna Height (m)	Table Angle (Degree)	Raw Value (dBuV)	Correction Factor (dB/m)
1	24450.22	-16.99	-5.00	-11.99	1.33 V	357	40.78	-57.77

Remarks:

1. EIRP(dBm) = Raw Value(dBuV) + Correction Factor(dB/m)
2. Correction Factor(dB/m) = Antenna Factor(dB/m) + Cable Factor(dB)+ 20log(D) – 104.8
3. Margin value = EIRP – Limit value
4. The other EIRP levels were very low against the limit.

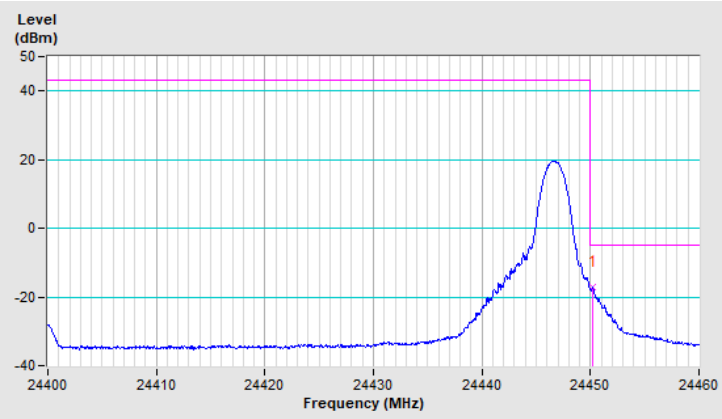

Band	n258	Beam ID	36
Channel	High	QPSK-1CC	Full RB

Antenna Polarity & Test Distance : Vertical at 2m								
No	Frequency (MHz)	EIRP (dBm)	Limit (dBm)	Margin (dB)	Antenna Height (m)	Table Angle (Degree)	Raw Value (dBuV)	Correction Factor (dB/m)
1	24450.16	-27.35	-5.00	-22.35	1.32 V	354	30.42	-57.77

Remarks:

1. EIRP(dBm) = Raw Value(dBuV) + Correction Factor(dB/m)
2. Correction Factor(dB/m) = Antenna Factor(dB/m) + Cable Factor(dB)+ 20log(D) – 104.8
3. Margin value = EIRP – Limit value
4. The other EIRP levels were very low against the limit.

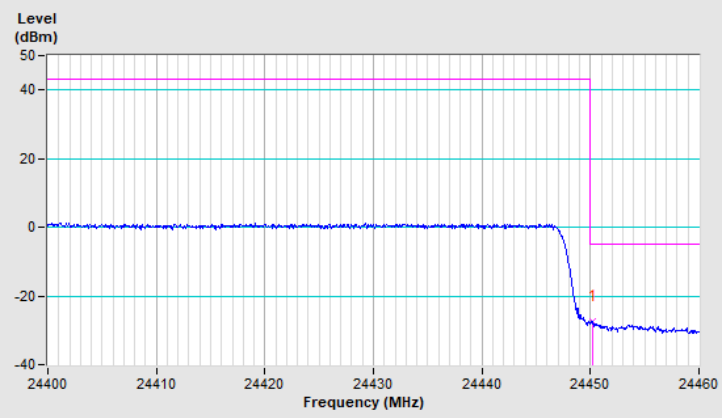

Band	n258	Beam ID	164+36
Channel	Low	QPSK-1CC	1RB0

Antenna Polarity & Test Distance : Vertical at 2m								
No	Frequency (MHz)	EIRP (dBm)	Limit (dBm)	Margin (dB)	Antenna Height (m)	Table Angle (Degree)	Raw Value (dBuV)	Correction Factor (dB/m)
1	24249.78	-20.94	-5.00	-15.94	1.44 V	356	37.15	-58.09

Remarks:

1. EIRP(dBm) = Raw Value(dBuV) + Correction Factor(dB/m)
2. Correction Factor(dB/m) = Antenna Factor(dB/m) + Cable Factor(dB)+ 20log(D) – 104.8
3. Margin value = EIRP – Limit value
4. The other EIRP levels were very low against the limit.

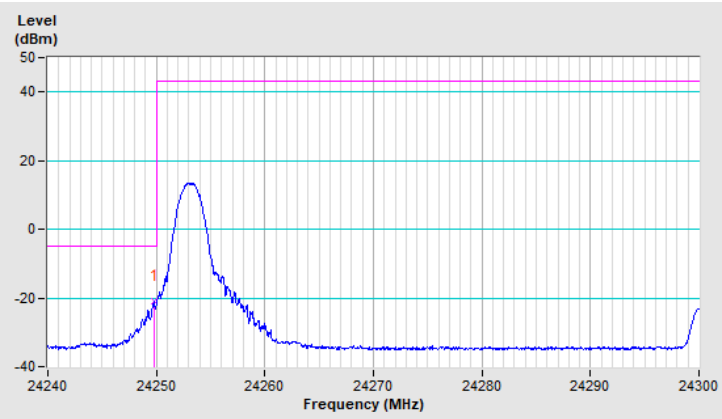

Band	n258	Beam ID	164+36
Channel	Low	QPSK-1CC	Full RB

Antenna Polarity & Test Distance : Vertical at 2m								
No	Frequency (MHz)	EIRP (dBm)	Limit (dBm)	Margin (dB)	Antenna Height (m)	Table Angle (Degree)	Raw Value (dBuV)	Correction Factor (dB/m)
1	24240.36	-28.74	-5.00	-23.74	1.45 V	357	29.35	-58.09

Remarks:

1. EIRP(dBm) = Raw Value(dBuV) + Correction Factor(dB/m)
2. Correction Factor(dB/m) = Antenna Factor(dB/m) + Cable Factor(dB)+ 20log(D) – 104.8
3. Margin value = EIRP – Limit value
4. The other EIRP levels were very low against the limit.

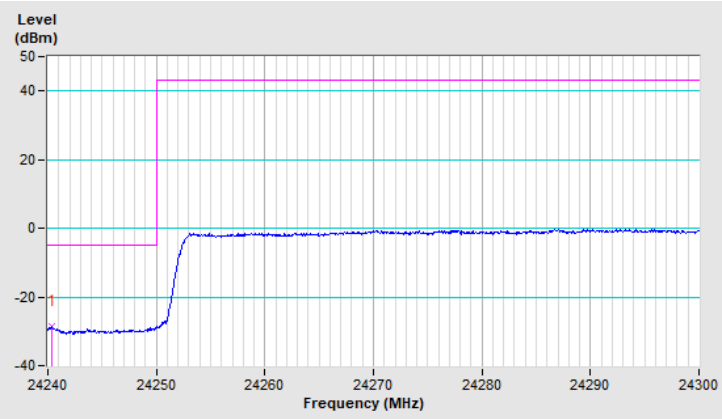

Band	n258	Beam ID	164+36
Channel	High	QPSK-1CC	1RB31

Antenna Polarity & Test Distance : Vertical at 2m								
No	Frequency (MHz)	EIRP (dBm)	Limit (dBm)	Margin (dB)	Antenna Height (m)	Table Angle (Degree)	Raw Value (dBuV)	Correction Factor (dB/m)
1	24450.28	-19.95	-5.00	-14.95	1.42 V	354	37.82	-57.77

Remarks:

1. EIRP(dBm) = Raw Value(dBuV) + Correction Factor(dB/m)
2. Correction Factor(dB/m) = Antenna Factor(dB/m) + Cable Factor(dB)+ 20log(D) – 104.8
3. Margin value = EIRP – Limit value
4. The other EIRP levels were very low against the limit.

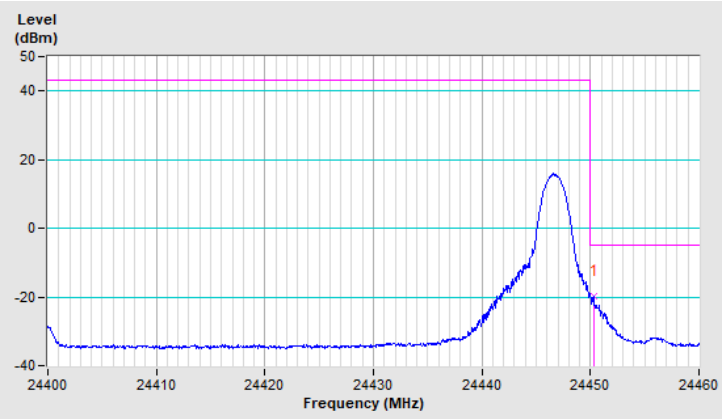

Band	n258	Beam ID	164+36
Channel	High	QPSK-1CC	Full RB

Antenna Polarity & Test Distance : Vertical at 2m								
No	Frequency (MHz)	EIRP (dBm)	Limit (dBm)	Margin (dB)	Antenna Height (m)	Table Angle (Degree)	Raw Value (dBuV)	Correction Factor (dB/m)
1	24450.64	-27.14	-5.00	-22.14	1.44 V	354	30.63	-57.77

Remarks:

1. EIRP(dBm) = Raw Value(dBuV) + Correction Factor(dB/m)
2. Correction Factor(dB/m) = Antenna Factor(dB/m) + Cable Factor(dB)+ 20log(D) – 104.8
3. Margin value = EIRP – Limit value
4. The other EIRP levels were very low against the limit.

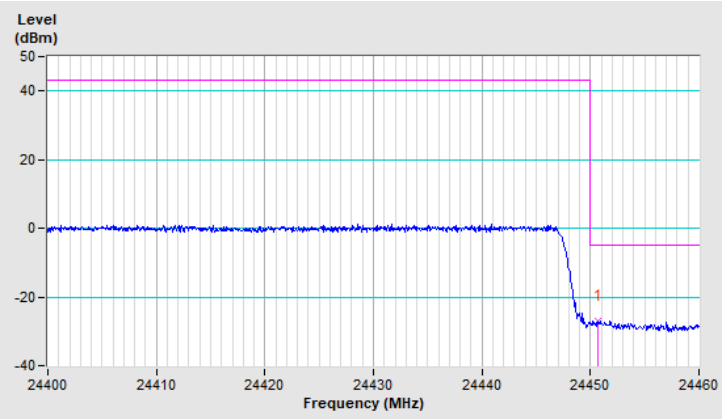

Band	n258	Beam ID	154
Channel	Low	QPSK-2CC	1RB0

Antenna Polarity & Test Distance : Vertical at 2m								
No	Frequency (MHz)	EIRP (dBm)	Limit (dBm)	Margin (dB)	Antenna Height (m)	Table Angle (Degree)	Raw Value (dBuV)	Correction Factor (dB/m)
1	24249.84	-23.76	-5.00	-18.76	1.23 V	348	34.33	-58.09

Remarks:

1. EIRP(dBm) = Raw Value(dBuV) + Correction Factor(dB/m)
2. Correction Factor(dB/m) = Antenna Factor(dB/m) + Cable Factor(dB)+ 20log(D) – 104.8
3. Margin value = EIRP – Limit value
4. The other EIRP levels were very low against the limit.

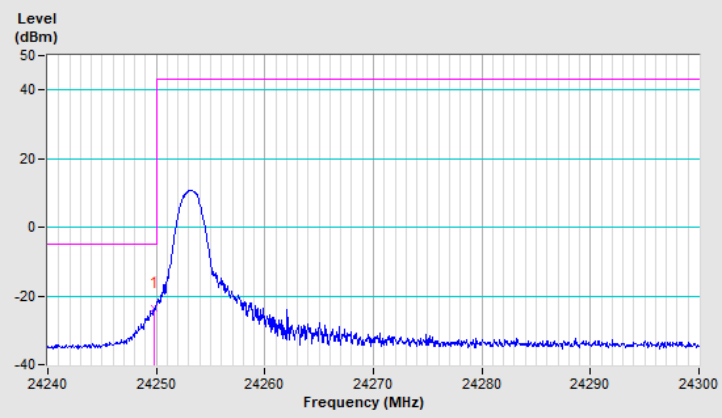

Band	n258	Beam ID	154
Channel	Low	QPSK-2CC	Full RB

Antenna Polarity & Test Distance : Vertical at 2m								
No	Frequency (MHz)	EIRP (dBm)	Limit (dBm)	Margin (dB)	Antenna Height (m)	Table Angle (Degree)	Raw Value (dBuV)	Correction Factor (dB/m)
1	24241.56	-28.44	-5.00	-23.44	1.25 V	354	29.65	-58.09

Remarks:

1. EIRP(dBm) = Raw Value(dBuV) + Correction Factor(dB/m)
2. Correction Factor(dB/m) = Antenna Factor(dB/m) + Cable Factor(dB)+ 20log(D) – 104.8
3. Margin value = EIRP – Limit value
4. The other EIRP levels were very low against the limit.

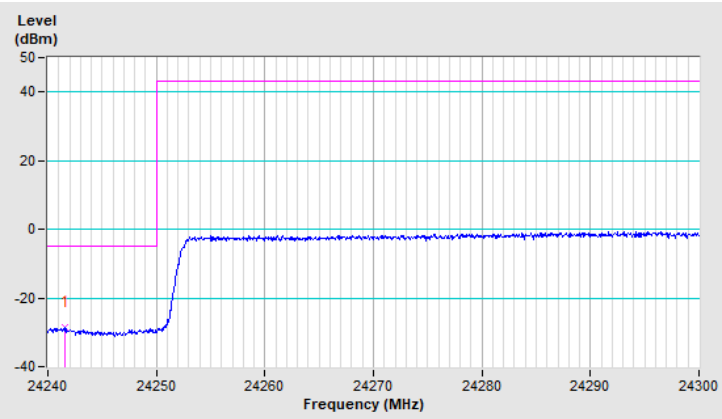

Band	n258	Beam ID	154
Channel	High	QPSK-2CC	1RB65

Antenna Polarity & Test Distance : Vertical at 2m								
No	Frequency (MHz)	EIRP (dBm)	Limit (dBm)	Margin (dB)	Antenna Height (m)	Table Angle (Degree)	Raw Value (dBuV)	Correction Factor (dB/m)
1	24450.04	-21.20	-5.00	-16.20	1.24 V	352	36.57	-57.77

Remarks:

1. EIRP(dBm) = Raw Value(dBuV) + Correction Factor(dB/m)
2. Correction Factor(dB/m) = Antenna Factor(dB/m) + Cable Factor(dB)+ 20log(D) – 104.8
3. Margin value = EIRP – Limit value
4. The other EIRP levels were very low against the limit.

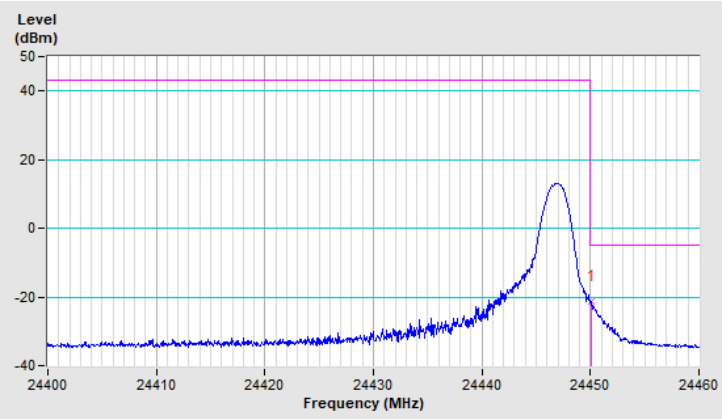

Band	n258	Beam ID	154
Channel	High	QPSK-2CC	Full RB

Antenna Polarity & Test Distance : Vertical at 2m								
No	Frequency (MHz)	EIRP (dBm)	Limit (dBm)	Margin (dB)	Antenna Height (m)	Table Angle (Degree)	Raw Value (dBuV)	Correction Factor (dB/m)
1	24450.16	-28.02	-5.00	-23.02	1.27 V	352	29.75	-57.77

Remarks:

1. EIRP(dBm) = Raw Value(dBuV) + Correction Factor(dB/m)
2. Correction Factor(dB/m) = Antenna Factor(dB/m) + Cable Factor(dB)+ 20log(D) – 104.8
3. Margin value = EIRP – Limit value
4. The other EIRP levels were very low against the limit.

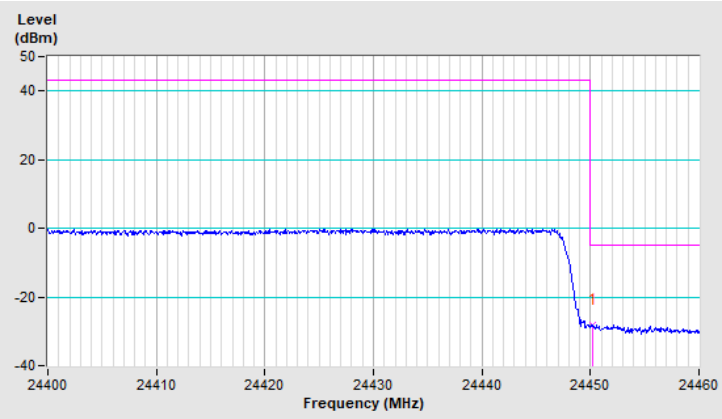

Band	n258	Beam ID	36
Channel	Low	QPSK-2CC	1RB0

Antenna Polarity & Test Distance : Vertical at 2m								
No	Frequency (MHz)	EIRP (dBm)	Limit (dBm)	Margin (dB)	Antenna Height (m)	Table Angle (Degree)	Raw Value (dBuV)	Correction Factor (dB/m)
1	24249.90	-22.70	-5.00	-17.70	1.27 V	333	35.39	-58.09

Remarks:

1. EIRP(dBm) = Raw Value(dBuV) + Correction Factor(dB/m)
2. Correction Factor(dB/m) = Antenna Factor(dB/m) + Cable Factor(dB)+ 20log(D) – 104.8
3. Margin value = EIRP – Limit value
4. The other EIRP levels were very low against the limit.

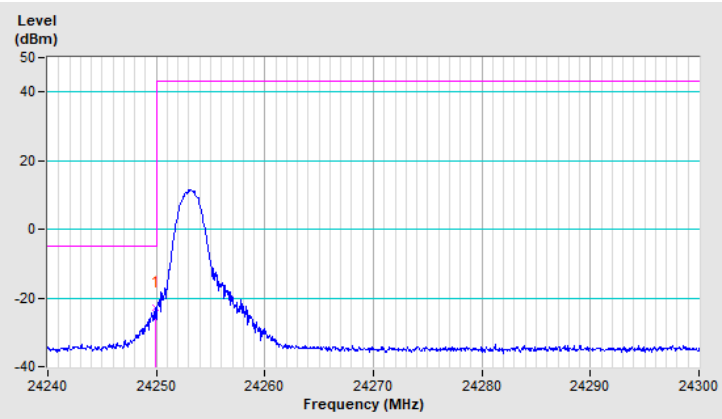

Band	n258	Beam ID	36
Channel	Low	QPSK-2CC	Full RB

Antenna Polarity & Test Distance : Vertical at 2m								
No	Frequency (MHz)	EIRP (dBm)	Limit (dBm)	Margin (dB)	Antenna Height (m)	Table Angle (Degree)	Raw Value (dBuV)	Correction Factor (dB/m)
1	24240.42	-28.40	-5.00	-23.40	1.24 V	334	29.69	-58.09

Remarks:

1. EIRP(dBm) = Raw Value(dBuV) + Correction Factor(dB/m)
2. Correction Factor(dB/m) = Antenna Factor(dB/m) + Cable Factor(dB)+ 20log(D) – 104.8
3. Margin value = EIRP – Limit value
4. The other EIRP levels were very low against the limit.

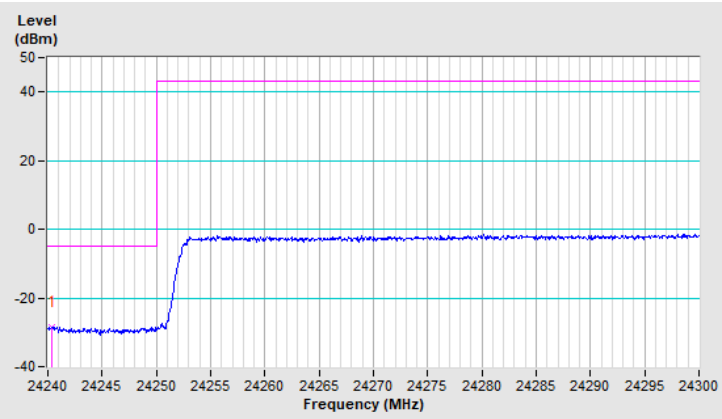

Band	n258	Beam ID	36
Channel	High	QPSK-2CC	1RB65

Antenna Polarity & Test Distance : Vertical at 2m								
No	Frequency (MHz)	EIRP (dBm)	Limit (dBm)	Margin (dB)	Antenna Height (m)	Table Angle (Degree)	Raw Value (dBuV)	Correction Factor (dB/m)
1	24450.16	-22.49	-5.00	-17.49	1.30 V	335	35.28	-57.77

Remarks:

1. EIRP(dBm) = Raw Value(dBuV) + Correction Factor(dB/m)
2. Correction Factor(dB/m) = Antenna Factor(dB/m) + Cable Factor(dB)+ 20log(D) – 104.8
3. Margin value = EIRP – Limit value
4. The other EIRP levels were very low against the limit.

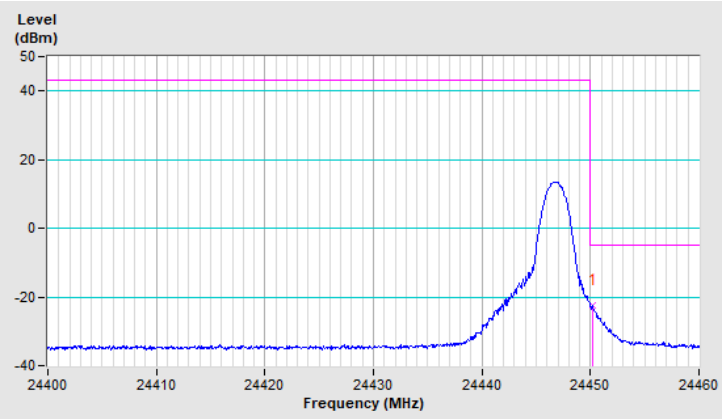

Band	n258	Beam ID	36
Channel	High	QPSK-2CC	Full RB

Antenna Polarity & Test Distance : Vertical at 2m								
No	Frequency (MHz)	EIRP (dBm)	Limit (dBm)	Margin (dB)	Antenna Height (m)	Table Angle (Degree)	Raw Value (dBuV)	Correction Factor (dB/m)
1	24450.04	-28.43	-5.00	-23.43	1.22 V	341	29.34	-57.77

Remarks:

1. EIRP(dBm) = Raw Value(dBuV) + Correction Factor(dB/m)
2. Correction Factor(dB/m) = Antenna Factor(dB/m) + Cable Factor(dB)+ 20log(D) – 104.8
3. Margin value = EIRP – Limit value
4. The other EIRP levels were very low against the limit.

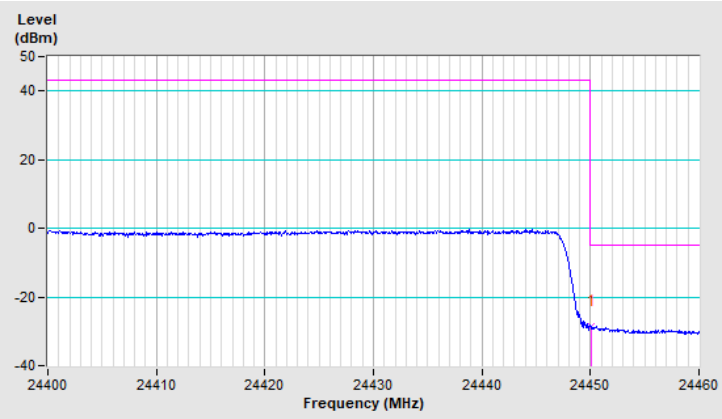

Band	n258	Beam ID	164+36
Channel	Low	QPSK-2CC	1RB0

Antenna Polarity & Test Distance : Vertical at 2m								
No	Frequency (MHz)	EIRP (dBm)	Limit (dBm)	Margin (dB)	Antenna Height (m)	Table Angle (Degree)	Raw Value (dBuV)	Correction Factor (dB/m)
1	24249.60	-23.94	-5.00	-18.94	1.23 V	11	34.15	-58.09

Remarks:

1. EIRP(dBm) = Raw Value(dBuV) + Correction Factor(dB/m)
2. Correction Factor(dB/m) = Antenna Factor(dB/m) + Cable Factor(dB)+ 20log(D) – 104.8
3. Margin value = EIRP – Limit value
4. The other EIRP levels were very low against the limit.

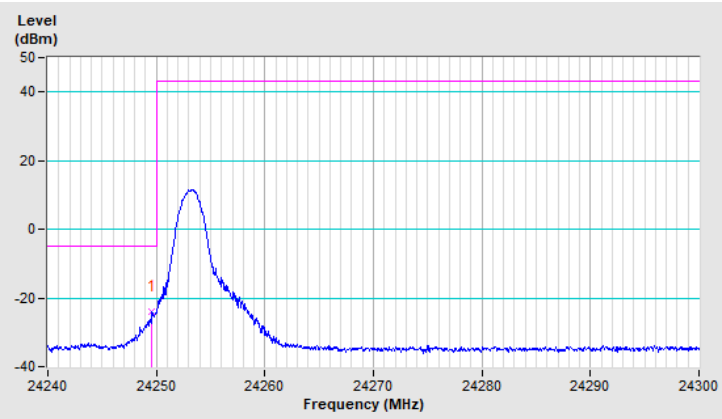

Band	n258	Beam ID	164+36
Channel	Low	QPSK-2CC	Full RB

Antenna Polarity & Test Distance : Vertical at 2m								
No	Frequency (MHz)	EIRP (dBm)	Limit (dBm)	Margin (dB)	Antenna Height (m)	Table Angle (Degree)	Raw Value (dBuV)	Correction Factor (dB/m)
1	24240.96	-29.08	-5.00	-24.08	1.27 V	6	29.01	-58.09

Remarks:

1. EIRP(dBm) = Raw Value(dBuV) + Correction Factor(dB/m)
2. Correction Factor(dB/m) = Antenna Factor(dB/m) + Cable Factor(dB)+ 20log(D) – 104.8
3. Margin value = EIRP – Limit value
4. The other EIRP levels were very low against the limit.

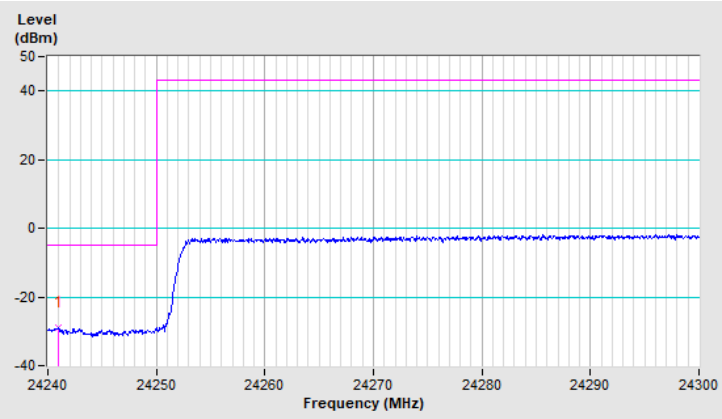

Band	n258	Beam ID	164+36
Channel	High	QPSK-2CC	1RB65

Antenna Polarity & Test Distance : Vertical at 2m								
No	Frequency (MHz)	EIRP (dBm)	Limit (dBm)	Margin (dB)	Antenna Height (m)	Table Angle (Degree)	Raw Value (dBuV)	Correction Factor (dB/m)
1	24450.28	-21.58	-5.00	-16.58	1.21 V	8	36.19	-57.77

Remarks:

1. EIRP(dBm) = Raw Value(dBuV) + Correction Factor(dB/m)
2. Correction Factor(dB/m) = Antenna Factor(dB/m) + Cable Factor(dB)+ 20log(D) – 104.8
3. Margin value = EIRP – Limit value
4. The other EIRP levels were very low against the limit.

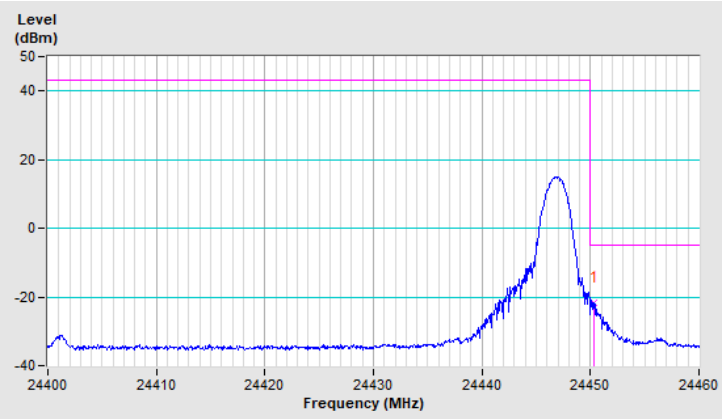

Band	n258	Beam ID	164+36
Channel	High	QPSK-2CC	Full RB

Antenna Polarity & Test Distance : Vertical at 2m								
No	Frequency (MHz)	EIRP (dBm)	Limit (dBm)	Margin (dB)	Antenna Height (m)	Table Angle (Degree)	Raw Value (dBuV)	Correction Factor (dB/m)
1	24450.28	-28.34	-5.00	-23.34	1.23 V	358	29.43	-57.77

Remarks:

1. EIRP(dBm) = Raw Value(dBuV) + Correction Factor(dB/m)
2. Correction Factor(dB/m) = Antenna Factor(dB/m) + Cable Factor(dB)+ 20log(D) – 104.8
3. Margin value = EIRP – Limit value
4. The other EIRP levels were very low against the limit.

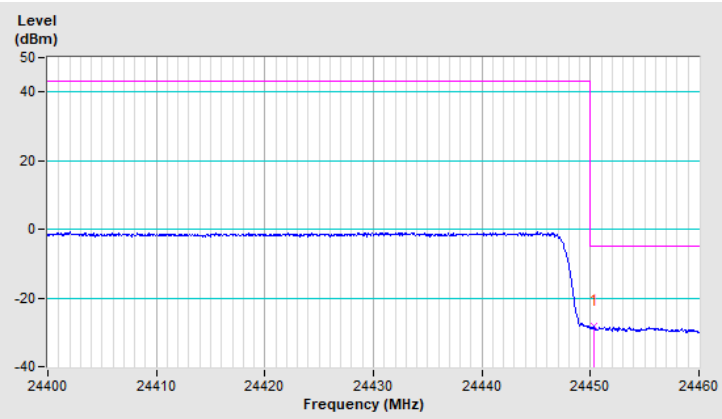

n258 (24.75GHz ~ 25.25GHz):

Bandwidth: 50MHz

Band	n258	Beam ID	167
Channel	Low	QPSK-1CC	1RB0

Antenna Polarity & Test Distance : Vertical at 2m								
No	Frequency (MHz)	EIRP (dBm)	Limit (dBm)	Margin (dB)	Antenna Height (m)	Table Angle (Degree)	Raw Value (dBuV)	Correction Factor (dB/m)
1	24749.92	-12.98	-5.00	-7.98	1.24 V	12	44.46	-57.44

Remarks:

1. EIRP(dBm) = Raw Value(dBuV) + Correction Factor(dB/m)
2. Correction Factor(dB/m) = Antenna Factor(dB/m) + Cable Factor(dB)+ 20log(D) – 104.8
3. Margin value = EIRP – Limit value
4. The other EIRP levels were very low against the limit.

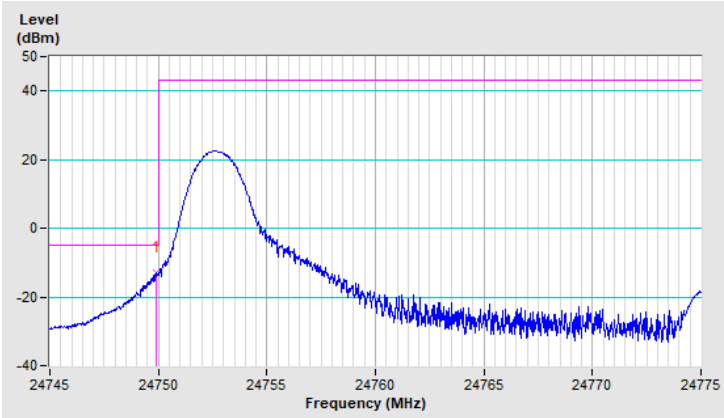

Band	n258	Beam ID	167
Channel	Low	QPSK-1CC	Full RB

Antenna Polarity & Test Distance : Vertical at 2m								
No	Frequency (MHz)	EIRP (dBm)	Limit (dBm)	Margin (dB)	Antenna Height (m)	Table Angle (Degree)	Raw Value (dBuV)	Correction Factor (dB/m)
1	24749.98	-23.04	-5.00	-18.04	1.25 V	8	34.40	-57.44

Remarks:

1. EIRP(dBm) = Raw Value(dBuV) + Correction Factor(dB/m)
2. Correction Factor(dB/m) = Antenna Factor(dB/m) + Cable Factor(dB)+ 20log(D) – 104.8
3. Margin value = EIRP – Limit value
4. The other EIRP levels were very low against the limit.

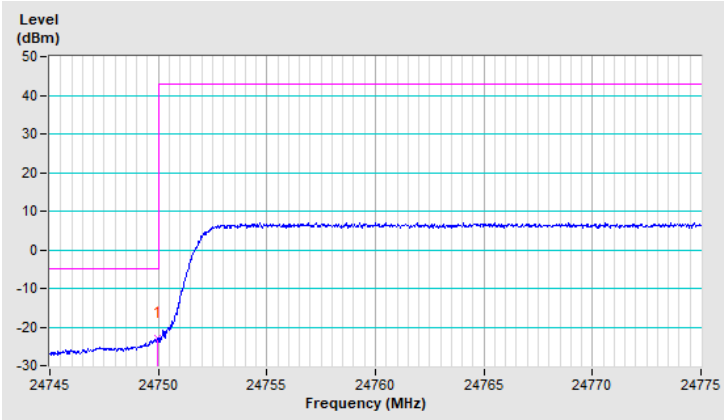

Band	n258	Beam ID	167
Channel	High	QPSK-1CC	1RB31

Antenna Polarity & Test Distance : Vertical at 2m								
No	Frequency (MHz)	EIRP (dBm)	Limit (dBm)	Margin (dB)	Antenna Height (m)	Table Angle (Degree)	Raw Value (dBuV)	Correction Factor (dB/m)
1	25250.14	-14.04	-5.00	-9.04	1.26 V	7	43.58	-57.62

Remarks:

1. EIRP(dBm) = Raw Value(dBuV) + Correction Factor(dB/m)
2. Correction Factor(dB/m) = Antenna Factor(dB/m) + Cable Factor(dB)+ 20log(D) – 104.8
3. Margin value = EIRP – Limit value
4. The other EIRP levels were very low against the limit.

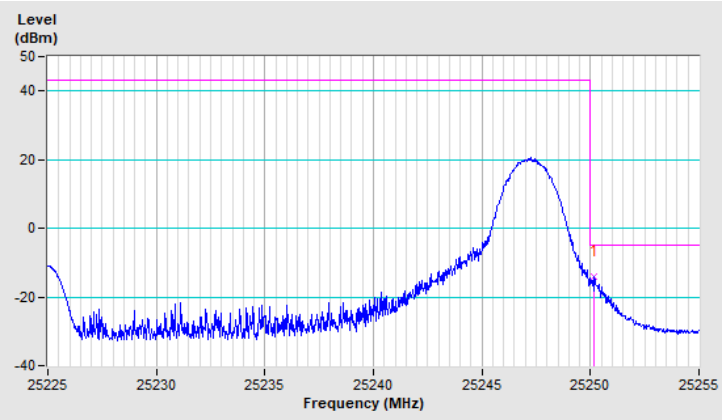

Band	n258	Beam ID	167
Channel	High	QPSK-1CC	Full RB

Antenna Polarity & Test Distance : Vertical at 2m								
No	Frequency (MHz)	EIRP (dBm)	Limit (dBm)	Margin (dB)	Antenna Height (m)	Table Angle (Degree)	Raw Value (dBuV)	Correction Factor (dB/m)
1	25250.08	-24.39	-5.00	-19.39	1.32 V	11	33.23	-57.62

Remarks:

1. EIRP(dBm) = Raw Value(dBuV) + Correction Factor(dB/m)
2. Correction Factor(dB/m) = Antenna Factor(dB/m) + Cable Factor(dB)+ 20log(D) – 104.8
3. Margin value = EIRP – Limit value
4. The other EIRP levels were very low against the limit.

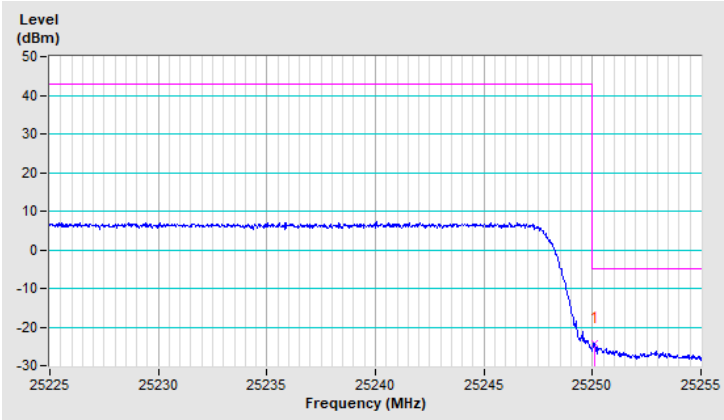

Band	n258	Beam ID	39
Channel	Low	QPSK-1CC	1RB0

Antenna Polarity & Test Distance : Vertical at 2m								
No	Frequency (MHz)	EIRP (dBm)	Limit (dBm)	Margin (dB)	Antenna Height (m)	Table Angle (Degree)	Raw Value (dBuV)	Correction Factor (dB/m)
1	24749.98	-12.11	-5.00	-7.11	1.37 V	8	45.33	-57.44

Remarks:

1. EIRP(dBm) = Raw Value(dBuV) + Correction Factor(dB/m)
2. Correction Factor(dB/m) = Antenna Factor(dB/m) + Cable Factor(dB)+ 20log(D) – 104.8
3. Margin value = EIRP – Limit value
4. The other EIRP levels were very low against the limit.

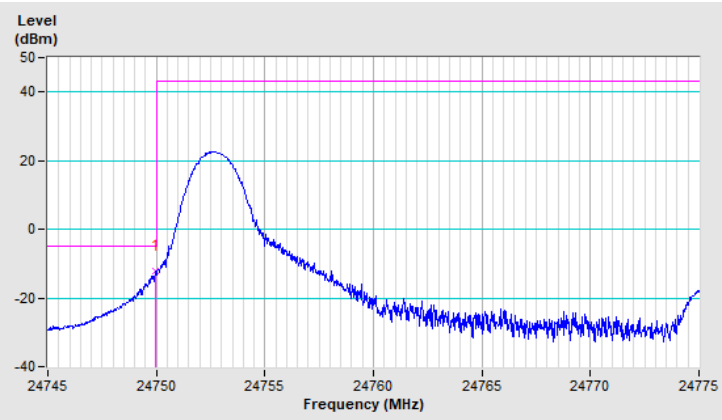

Band	n258	Beam ID	39
Channel	Low	QPSK-1CC	Full RB

Antenna Polarity & Test Distance : Vertical at 2m								
No	Frequency (MHz)	EIRP (dBm)	Limit (dBm)	Margin (dB)	Antenna Height (m)	Table Angle (Degree)	Raw Value (dBuV)	Correction Factor (dB/m)
1	24749.98	-22.09	-5.00	-17.09	1.33 V	10	35.35	-57.44

Remarks:

1. EIRP(dBm) = Raw Value(dBuV) + Correction Factor(dB/m)
2. Correction Factor(dB/m) = Antenna Factor(dB/m) + Cable Factor(dB)+ 20log(D) – 104.8
3. Margin value = EIRP – Limit value
4. The other EIRP levels were very low against the limit.

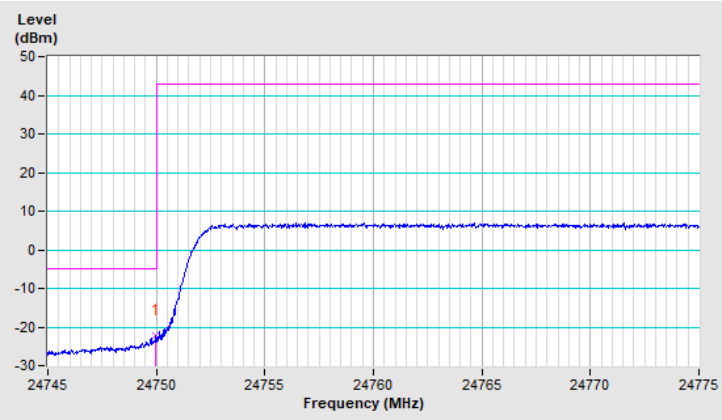

Band	n258	Beam ID	39
Channel	High	QPSK-1CC	1RB31

Antenna Polarity & Test Distance : Vertical at 2m								
No	Frequency (MHz)	EIRP (dBm)	Limit (dBm)	Margin (dB)	Antenna Height (m)	Table Angle (Degree)	Raw Value (dBuV)	Correction Factor (dB/m)
1	25250.02	-14.88	-5.00	-9.88	1.38 V	12	42.74	-57.62

Remarks:

1. EIRP(dBm) = Raw Value(dBuV) + Correction Factor(dB/m)
2. Correction Factor(dB/m) = Antenna Factor(dB/m) + Cable Factor(dB)+ 20log(D) – 104.8
3. Margin value = EIRP – Limit value
4. The other EIRP levels were very low against the limit.

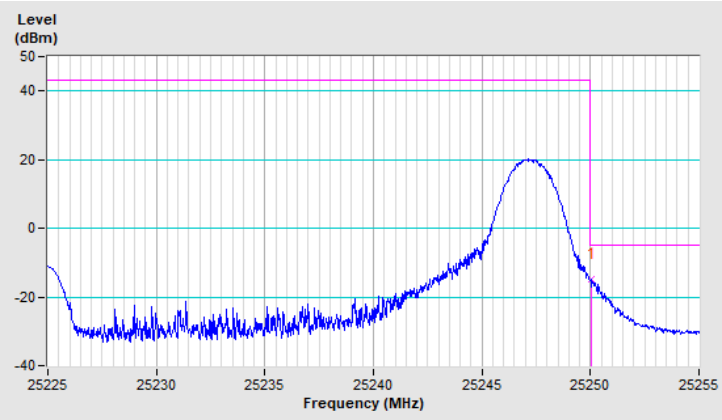

Band	n258	Beam ID	39
Channel	High	QPSK-1CC	Full RB

Antenna Polarity & Test Distance : Vertical at 2m								
No	Frequency (MHz)	EIRP (dBm)	Limit (dBm)	Margin (dB)	Antenna Height (m)	Table Angle (Degree)	Raw Value (dBuV)	Correction Factor (dB/m)
1	25250.05	-24.24	-5.00	-19.24	1.37 V	9	33.38	-57.62

Remarks:

1. EIRP(dBm) = Raw Value(dBuV) + Correction Factor(dB/m)
2. Correction Factor(dB/m) = Antenna Factor(dB/m) + Cable Factor(dB)+ 20log(D) – 104.8
3. Margin value = EIRP – Limit value
4. The other EIRP levels were very low against the limit.

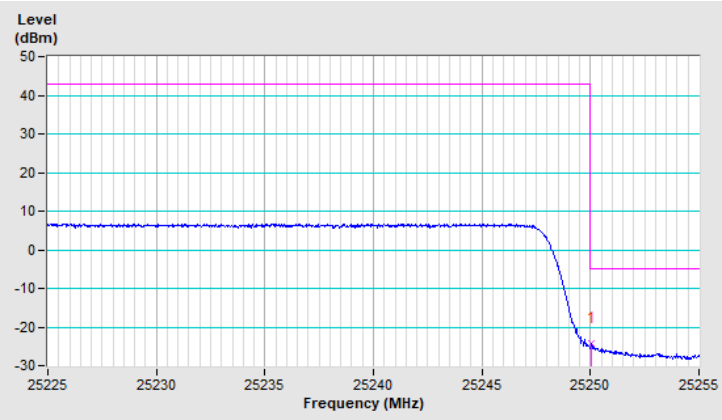

Band	n258	Beam ID	167+39
Channel	Low	QPSK-1CC	1RB0

Antenna Polarity & Test Distance : Vertical at 2m								
No	Frequency (MHz)	EIRP (dBm)	Limit (dBm)	Margin (dB)	Antenna Height (m)	Table Angle (Degree)	Raw Value (dBuV)	Correction Factor (dB/m)
1	24749.86	-9.60	-5.00	-4.60	1.17 V	9	47.84	-57.44

Remarks:

1. EIRP(dBm) = Raw Value(dBuV) + Correction Factor(dB/m)
2. Correction Factor(dB/m) = Antenna Factor(dB/m) + Cable Factor(dB)+ 20log(D) – 104.8
3. Margin value = EIRP – Limit value
4. The other EIRP levels were very low against the limit.

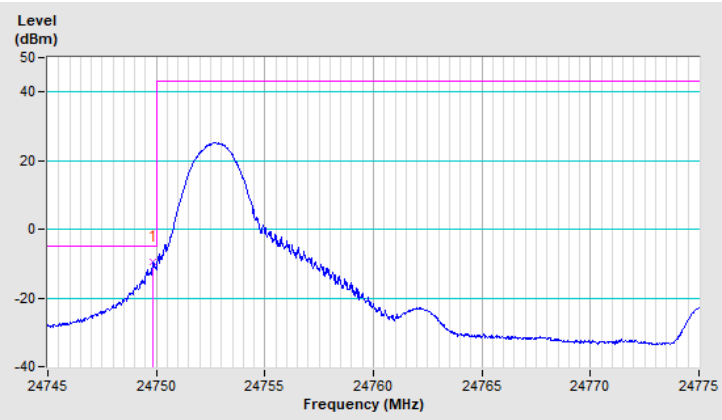

Band	n258	Beam ID	167+39
Channel	Low	QPSK-1CC	Full RB

Antenna Polarity & Test Distance : Vertical at 2m								
No	Frequency (MHz)	EIRP (dBm)	Limit (dBm)	Margin (dB)	Antenna Height (m)	Table Angle (Degree)	Raw Value (dBuV)	Correction Factor (dB/m)
1	24749.89	-22.39	-5.00	-17.39	1.20 V	8	35.05	-57.44

Remarks:

1. EIRP(dBm) = Raw Value(dBuV) + Correction Factor(dB/m)
2. Correction Factor(dB/m) = Antenna Factor(dB/m) + Cable Factor(dB)+ 20log(D) – 104.8
3. Margin value = EIRP – Limit value
4. The other EIRP levels were very low against the limit.

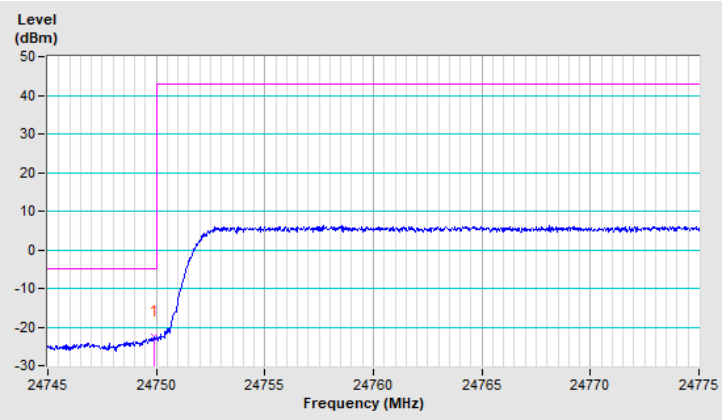

Band	n258	Beam ID	167+39
Channel	High	QPSK-1CC	1RB31

Antenna Polarity & Test Distance : Vertical at 2m								
No	Frequency (MHz)	EIRP (dBm)	Limit (dBm)	Margin (dB)	Antenna Height (m)	Table Angle (Degree)	Raw Value (dBuV)	Correction Factor (dB/m)
1	25250.14	-12.87	-5.00	-7.87	1.22 V	6	44.75	-57.62

Remarks:

1. EIRP(dBm) = Raw Value(dBuV) + Correction Factor(dB/m)
2. Correction Factor(dB/m) = Antenna Factor(dB/m) + Cable Factor(dB)+ 20log(D) – 104.8
3. Margin value = EIRP – Limit value
4. The other EIRP levels were very low against the limit.

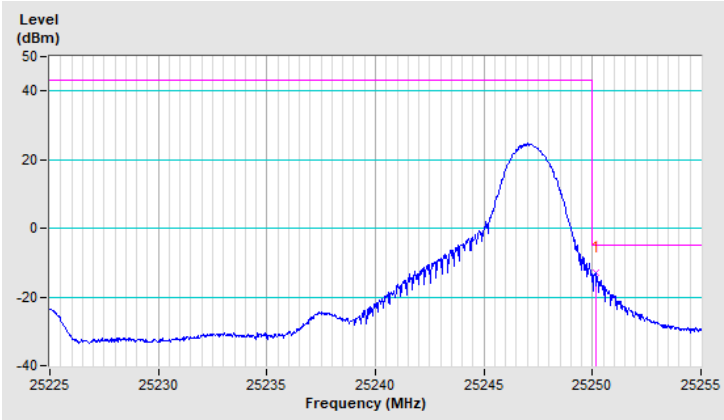

Band	n258	Beam ID	167+39
Channel	High	QPSK-1CC	Full RB

Antenna Polarity & Test Distance : Vertical at 2m								
No	Frequency (MHz)	EIRP (dBm)	Limit (dBm)	Margin (dB)	Antenna Height (m)	Table Angle (Degree)	Raw Value (dBuV)	Correction Factor (dB/m)
1	25250.02	-26.18	-5.00	-21.18	1.21 V	7	31.44	-57.62

Remarks:

1. EIRP(dBm) = Raw Value(dBuV) + Correction Factor(dB/m)
2. Correction Factor(dB/m) = Antenna Factor(dB/m) + Cable Factor(dB)+ 20log(D) – 104.8
3. Margin value = EIRP – Limit value
4. The other EIRP levels were very low against the limit.

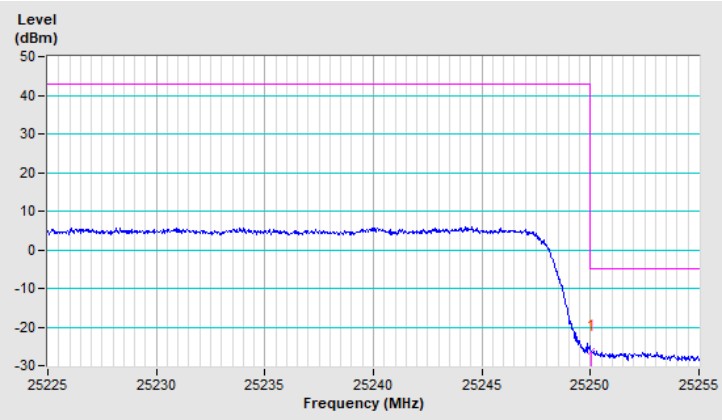

Band	n258	Beam ID	167
Channel	Low	QPSK-2CC	1RB0

Antenna Polarity & Test Distance : Vertical at 2m								
No	Frequency (MHz)	EIRP (dBm)	Limit (dBm)	Margin (dB)	Antenna Height (m)	Table Angle (Degree)	Raw Value (dBuV)	Correction Factor (dB/m)
1	24749.98	-17.83	-5.00	-12.83	1.26 V	7	39.61	-57.44

Remarks:

1. EIRP(dBm) = Raw Value(dBuV) + Correction Factor(dB/m)
2. Correction Factor(dB/m) = Antenna Factor(dB/m) + Cable Factor(dB)+ 20log(D) – 104.8
3. Margin value = EIRP – Limit value
4. The other EIRP levels were very low against the limit.

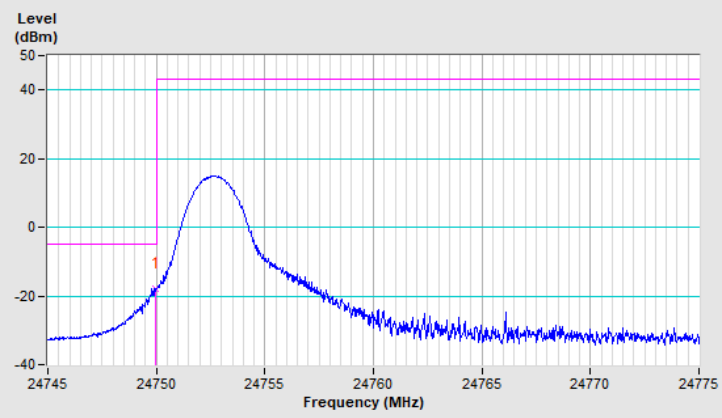

Band	n258	Beam ID	167
Channel	Low	QPSK-2CC	Full RB

Antenna Polarity & Test Distance : Vertical at 2m								
No	Frequency (MHz)	EIRP (dBm)	Limit (dBm)	Margin (dB)	Antenna Height (m)	Table Angle (Degree)	Raw Value (dBuV)	Correction Factor (dB/m)
1	24749.83	-23.96	-5.00	-18.96	1.32 V	9	33.48	-57.44

Remarks:

1. EIRP(dBm) = Raw Value(dBuV) + Correction Factor(dB/m)
2. Correction Factor(dB/m) = Antenna Factor(dB/m) + Cable Factor(dB)+ 20log(D) – 104.8
3. Margin value = EIRP – Limit value
4. The other EIRP levels were very low against the limit.

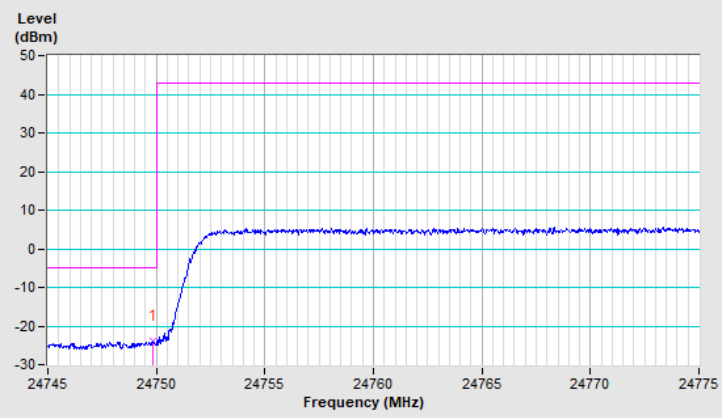

Band	n258	Beam ID	167
Channel	High	QPSK-2CC	1RB0

Antenna Polarity & Test Distance : Vertical at 2m								
No	Frequency (MHz)	EIRP (dBm)	Limit (dBm)	Margin (dB)	Antenna Height (m)	Table Angle (Degree)	Raw Value (dBuV)	Correction Factor (dB/m)
1	25250.11	-22.46	-5.00	-17.46	1.29 V	8	35.16	-57.62

Remarks:

1. EIRP(dBm) = Raw Value(dBuV) + Correction Factor(dB/m)
2. Correction Factor(dB/m) = Antenna Factor(dB/m) + Cable Factor(dB)+ 20log(D) – 104.8
3. Margin value = EIRP – Limit value
4. The other EIRP levels were very low against the limit.

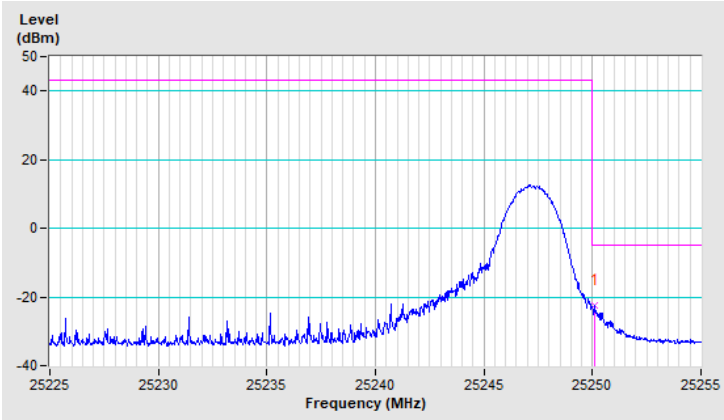

Band	n258	Beam ID	167
Channel	High	QPSK-2CC	Full RB

Antenna Polarity & Test Distance : Vertical at 2m								
No	Frequency (MHz)	EIRP (dBm)	Limit (dBm)	Margin (dB)	Antenna Height (m)	Table Angle (Degree)	Raw Value (dBuV)	Correction Factor (dB/m)
1	25250.08	-24.16	-5.00	-19.16	1.22 V	8	33.46	-57.62

Remarks:

1. EIRP(dBm) = Raw Value(dBuV) + Correction Factor(dB/m)
2. Correction Factor(dB/m) = Antenna Factor(dB/m) + Cable Factor(dB)+ 20log(D) – 104.8
3. Margin value = EIRP – Limit value
4. The other EIRP levels were very low against the limit.

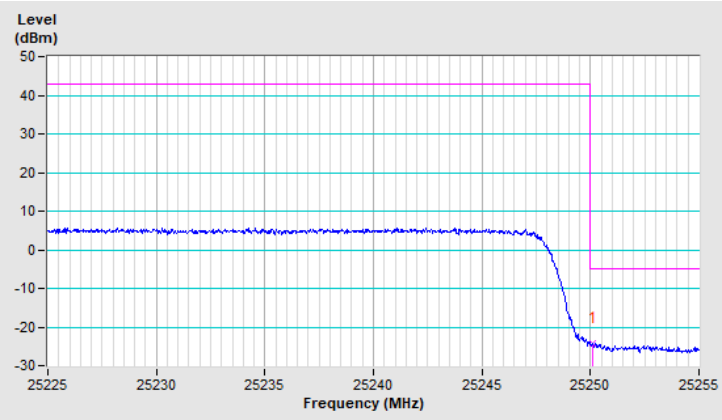

Band	n258	Beam ID	39
Channel	Low	QPSK-2CC	1RB0

Antenna Polarity & Test Distance : Vertical at 2m								
No	Frequency (MHz)	EIRP (dBm)	Limit (dBm)	Margin (dB)	Antenna Height (m)	Table Angle (Degree)	Raw Value (dBuV)	Correction Factor (dB/m)
1	24749.95	-17.39	-5.00	-12.39	1.33 V	13	40.05	-57.44

Remarks:

1. EIRP(dBm) = Raw Value(dBuV) + Correction Factor(dB/m)
2. Correction Factor(dB/m) = Antenna Factor(dB/m) + Cable Factor(dB)+ 20log(D) – 104.8
3. Margin value = EIRP – Limit value
4. The other EIRP levels were very low against the limit.

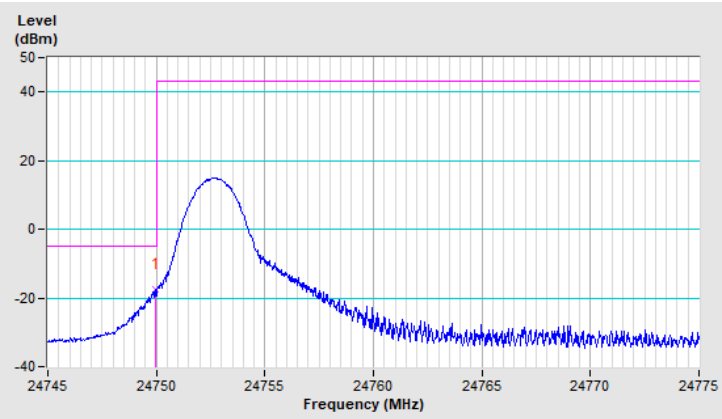

Band	n258	Beam ID	39
Channel	Low	QPSK-2CC	Full RB

Antenna Polarity & Test Distance : Vertical at 2m								
No	Frequency (MHz)	EIRP (dBm)	Limit (dBm)	Margin (dB)	Antenna Height (m)	Table Angle (Degree)	Raw Value (dBuV)	Correction Factor (dB/m)
1	24749.92	-23.49	-5.00	-18.49	1.31 V	10	33.95	-57.44

Remarks:

1. EIRP(dBm) = Raw Value(dBuV) + Correction Factor(dB/m)
2. Correction Factor(dB/m) = Antenna Factor(dB/m) + Cable Factor(dB)+ 20log(D) – 104.8
3. Margin value = EIRP – Limit value
4. The other EIRP levels were very low against the limit.

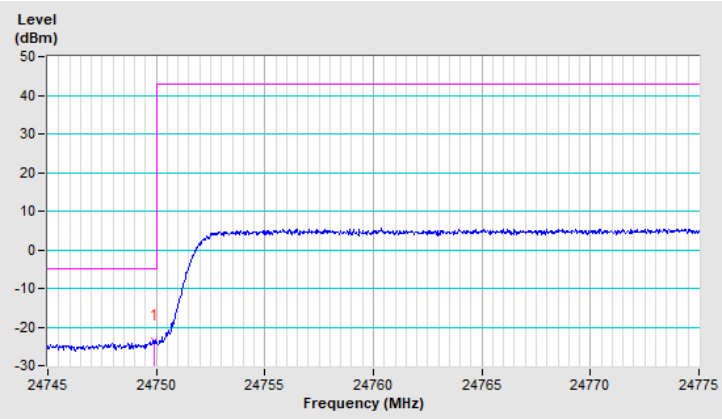

Band	n258	Beam ID	39
Channel	High	QPSK-2CC	1RB31

Antenna Polarity & Test Distance : Vertical at 2m								
No	Frequency (MHz)	EIRP (dBm)	Limit (dBm)	Margin (dB)	Antenna Height (m)	Table Angle (Degree)	Raw Value (dBuV)	Correction Factor (dB/m)
1	25250.05	-23.39	-5.00	-18.39	1.36 V	11	34.23	-57.62

Remarks:

1. EIRP(dBm) = Raw Value(dBuV) + Correction Factor(dB/m)
2. Correction Factor(dB/m) = Antenna Factor(dB/m) + Cable Factor(dB)+ 20log(D) – 104.8
3. Margin value = EIRP – Limit value
4. The other EIRP levels were very low against the limit.

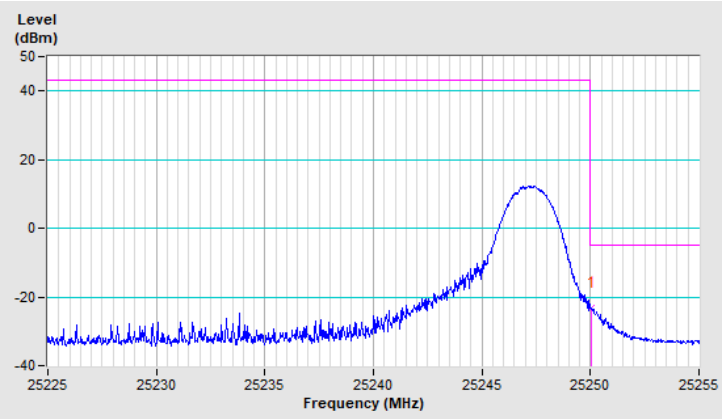

Band	n258	Beam ID	39
Channel	High	QPSK-2CC	Full RB

Antenna Polarity & Test Distance : Vertical at 2m								
No	Frequency (MHz)	EIRP (dBm)	Limit (dBm)	Margin (dB)	Antenna Height (m)	Table Angle (Degree)	Raw Value (dBuV)	Correction Factor (dB/m)
1	25250.08	-23.69	-5.00	-18.69	1.33 V	12	33.93	-57.62

Remarks:

1. EIRP(dBm) = Raw Value(dBuV) + Correction Factor(dB/m)
2. Correction Factor(dB/m) = Antenna Factor(dB/m) + Cable Factor(dB)+ 20log(D) – 104.8
3. Margin value = EIRP – Limit value
4. The other EIRP levels were very low against the limit.

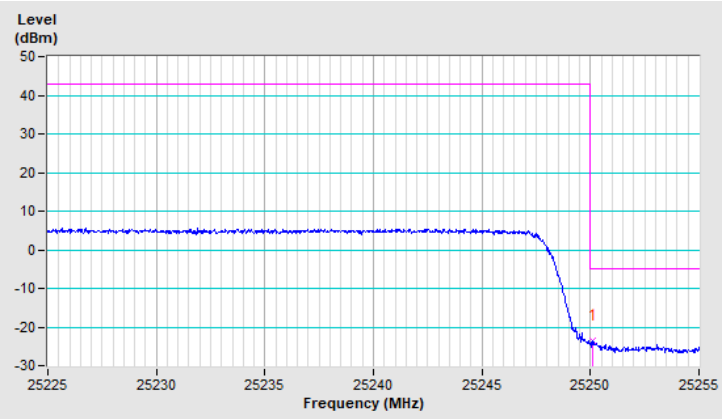

Band	n258	Beam ID	167+39
Channel	Low	QPSK-2CC	1RB0

Antenna Polarity & Test Distance : Vertical at 2m								
No	Frequency (MHz)	EIRP (dBm)	Limit (dBm)	Margin (dB)	Antenna Height (m)	Table Angle (Degree)	Raw Value (dBuV)	Correction Factor (dB/m)
1	24749.98	-16.79	-5.00	-11.79	1.18 V	10	40.65	-57.44

Remarks:

1. EIRP(dBm) = Raw Value(dBuV) + Correction Factor(dB/m)
2. Correction Factor(dB/m) = Antenna Factor(dB/m) + Cable Factor(dB)+ 20log(D) – 104.8
3. Margin value = EIRP – Limit value
4. The other EIRP levels were very low against the limit.

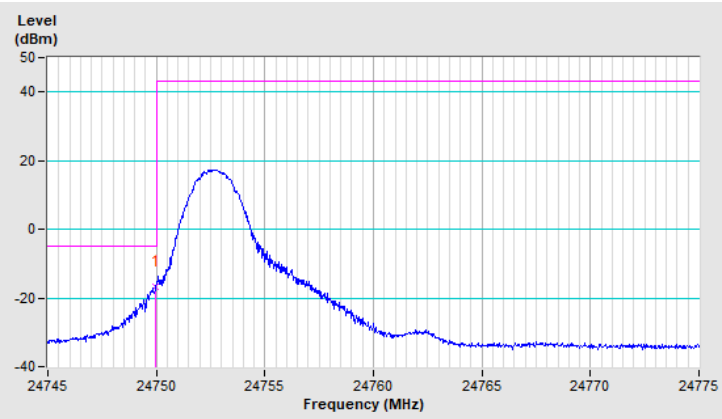

Band	n258	Beam ID	167+39
Channel	Low	QPSK-2CC	Full RB

Antenna Polarity & Test Distance : Vertical at 2m								
No	Frequency (MHz)	EIRP (dBm)	Limit (dBm)	Margin (dB)	Antenna Height (m)	Table Angle (Degree)	Raw Value (dBuV)	Correction Factor (dB/m)
1	24749.98	-22.15	-5.00	-17.15	1.25 V	9	35.29	-57.44

Remarks:

1. EIRP(dBm) = Raw Value(dBuV) + Correction Factor(dB/m)
2. Correction Factor(dB/m) = Antenna Factor(dB/m) + Cable Factor(dB)+ 20log(D) – 104.8
3. Margin value = EIRP – Limit value
4. The other EIRP levels were very low against the limit.

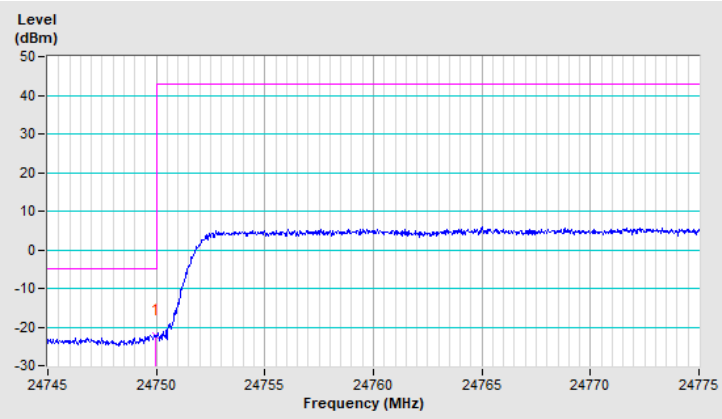

Band	n258	Beam ID	167+39
Channel	High	QPSK-2CC	1RB31

Antenna Polarity & Test Distance : Vertical at 2m								
No	Frequency (MHz)	EIRP (dBm)	Limit (dBm)	Margin (dB)	Antenna Height (m)	Table Angle (Degree)	Raw Value (dBuV)	Correction Factor (dB/m)
1	25250.08	-21.55	-5.00	-16.55	1.34 V	2	36.07	-57.62

Remarks:

1. EIRP(dBm) = Raw Value(dBuV) + Correction Factor(dB/m)
2. Correction Factor(dB/m) = Antenna Factor(dB/m) + Cable Factor(dB)+ 20log(D) – 104.8
3. Margin value = EIRP – Limit value
4. The other EIRP levels were very low against the limit.

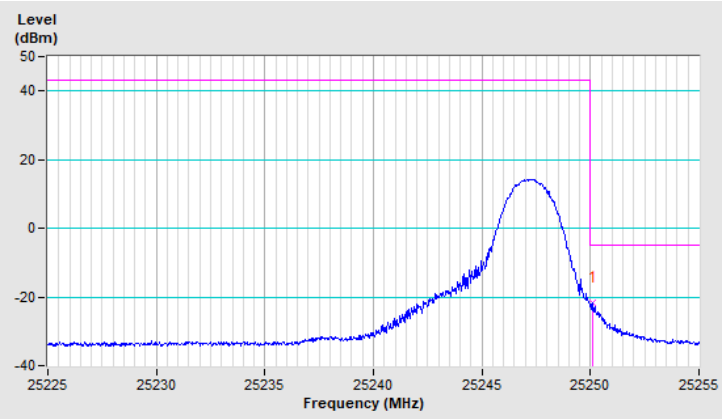

Band	n258	Beam ID	167+39
Channel	High	QPSK-2CC	Full RB

Antenna Polarity & Test Distance : Vertical at 2m								
No	Frequency (MHz)	EIRP (dBm)	Limit (dBm)	Margin (dB)	Antenna Height (m)	Table Angle (Degree)	Raw Value (dBuV)	Correction Factor (dB/m)
1	25250.02	-25.34	-5.00	-20.34	1.26 V	7	32.28	-57.62

Remarks:

1. EIRP(dBm) = Raw Value(dBuV) + Correction Factor(dB/m)
2. Correction Factor(dB/m) = Antenna Factor(dB/m) + Cable Factor(dB)+ 20log(D) – 104.8
3. Margin value = EIRP – Limit value
4. The other EIRP levels were very low against the limit.

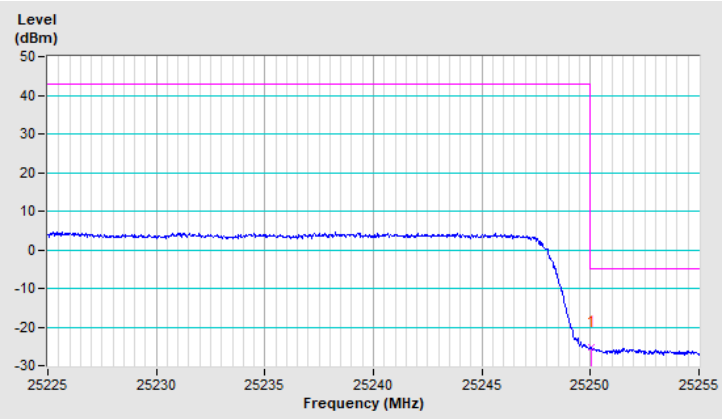

Band	n258	Beam ID	154
Channel	Low	QPSK-1CC	1RB0

Antenna Polarity & Test Distance : Vertical at 2m								
No	Frequency (MHz)	EIRP (dBm)	Limit (dBm)	Margin (dB)	Antenna Height (m)	Table Angle (Degree)	Raw Value (dBuV)	Correction Factor (dB/m)
1	24749.80	-13.29	-5.00	-8.29	1.43 V	348	44.15	-57.44

Remarks:

1. EIRP(dBm) = Raw Value(dBuV) + Correction Factor(dB/m)
2. Correction Factor(dB/m) = Antenna Factor(dB/m) + Cable Factor(dB)+ 20log(D) – 104.8
3. Margin value = EIRP – Limit value
4. The other EIRP levels were very low against the limit.

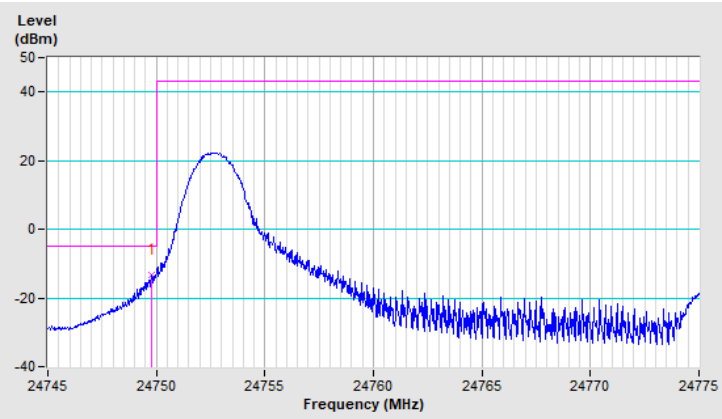

Band	n258	Beam ID	154
Channel	Low	QPSK-1CC	Full RB

Antenna Polarity & Test Distance : Vertical at 2m								
No	Frequency (MHz)	EIRP (dBm)	Limit (dBm)	Margin (dB)	Antenna Height (m)	Table Angle (Degree)	Raw Value (dBuV)	Correction Factor (dB/m)
1	24749.92	-23.25	-5.00	-18.25	1.47 V	346	34.19	-57.44

Remarks:

1. EIRP(dBm) = Raw Value(dBuV) + Correction Factor(dB/m)
2. Correction Factor(dB/m) = Antenna Factor(dB/m) + Cable Factor(dB)+ 20log(D) – 104.8
3. Margin value = EIRP – Limit value
4. The other EIRP levels were very low against the limit.

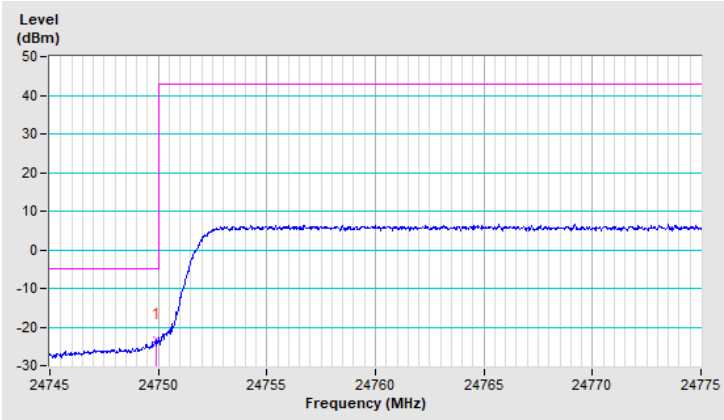

Band	n258	Beam ID	154
Channel	High	QPSK-1CC	1RB31

Antenna Polarity & Test Distance : Vertical at 2m								
No	Frequency (MHz)	EIRP (dBm)	Limit (dBm)	Margin (dB)	Antenna Height (m)	Table Angle (Degree)	Raw Value (dBuV)	Correction Factor (dB/m)
1	25250.02	-15.01	-5.00	-10.01	1.41 V	349	42.61	-57.62

Remarks:

1. EIRP(dBm) = Raw Value(dBuV) + Correction Factor(dB/m)
2. Correction Factor(dB/m) = Antenna Factor(dB/m) + Cable Factor(dB)+ 20log(D) – 104.8
3. Margin value = EIRP – Limit value
4. The other EIRP levels were very low against the limit.

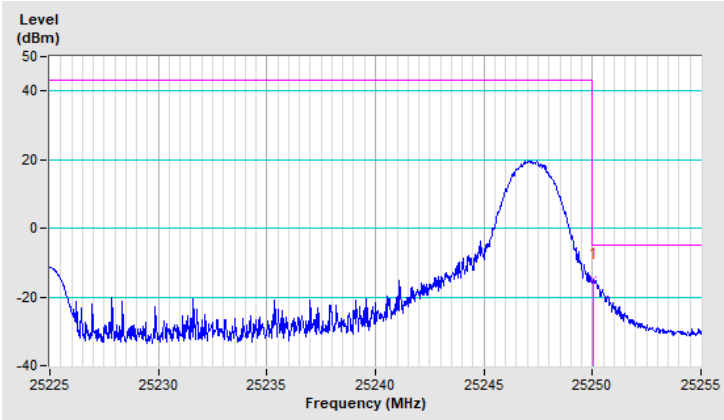

Band	n258	Beam ID	154
Channel	High	QPSK-1CC	Full RB

Antenna Polarity & Test Distance : Vertical at 2m								
No	Frequency (MHz)	EIRP (dBm)	Limit (dBm)	Margin (dB)	Antenna Height (m)	Table Angle (Degree)	Raw Value (dBuV)	Correction Factor (dB/m)
1	25250.05	-24.72	-5.00	-19.72	1.38 V	348	32.90	-57.62

Remarks:

1. EIRP(dBm) = Raw Value(dBuV) + Correction Factor(dB/m)
2. Correction Factor(dB/m) = Antenna Factor(dB/m) + Cable Factor(dB)+ 20log(D) – 104.8
3. Margin value = EIRP – Limit value
4. The other EIRP levels were very low against the limit.

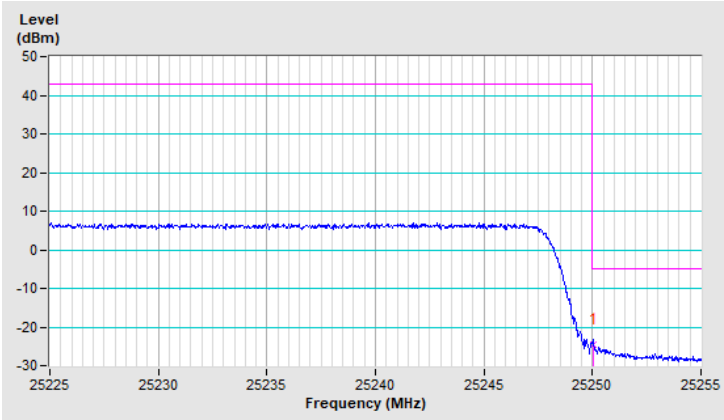

Band	n258	Beam ID	36
Channel	Low	QPSK-1CC	1RB0

Antenna Polarity & Test Distance : Vertical at 2m								
No	Frequency (MHz)	EIRP (dBm)	Limit (dBm)	Margin (dB)	Antenna Height (m)	Table Angle (Degree)	Raw Value (dBuV)	Correction Factor (dB/m)
1	24749.98	-14.25	-5.00	-9.25	1.34 V	357	43.19	-57.44

Remarks:

1. EIRP(dBm) = Raw Value(dBuV) + Correction Factor(dB/m)
2. Correction Factor(dB/m) = Antenna Factor(dB/m) + Cable Factor(dB)+ 20log(D) – 104.8
3. Margin value = EIRP – Limit value
4. The other EIRP levels were very low against the limit.

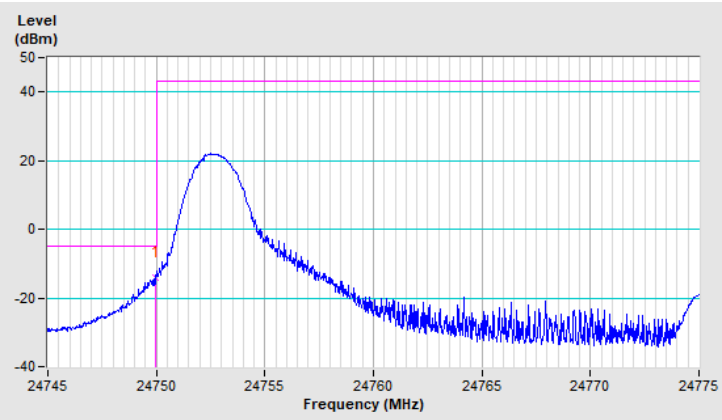

Band	n258	Beam ID	36
Channel	Low	QPSK-1CC	Full RB

Antenna Polarity & Test Distance : Vertical at 2m								
No	Frequency (MHz)	EIRP (dBm)	Limit (dBm)	Margin (dB)	Antenna Height (m)	Table Angle (Degree)	Raw Value (dBuV)	Correction Factor (dB/m)
1	24749.98	-24.22	-5.00	-19.22	1.32 V	2	33.22	-57.44

Remarks:

1. EIRP(dBm) = Raw Value(dBuV) + Correction Factor(dB/m)
2. Correction Factor(dB/m) = Antenna Factor(dB/m) + Cable Factor(dB)+ 20log(D) – 104.8
3. Margin value = EIRP – Limit value
4. The other EIRP levels were very low against the limit.

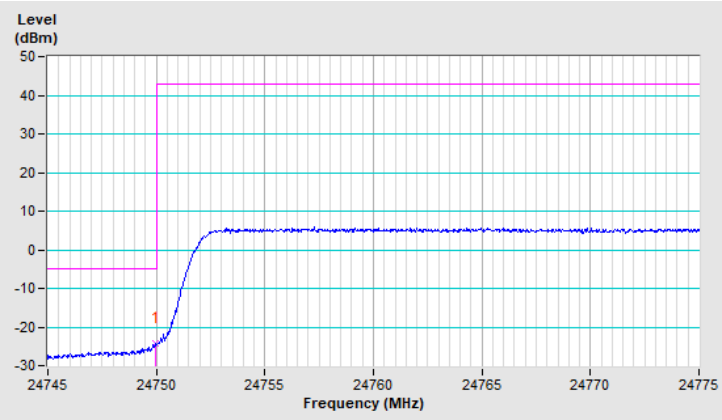

Band	n258	Beam ID	36
Channel	High	QPSK-1CC	1RB31

Antenna Polarity & Test Distance : Vertical at 2m								
No	Frequency (MHz)	EIRP (dBm)	Limit (dBm)	Margin (dB)	Antenna Height (m)	Table Angle (Degree)	Raw Value (dBuV)	Correction Factor (dB/m)
1	25250.08	-16.30	-5.00	-11.30	1.32 V	3	41.32	-57.62

Remarks:

1. EIRP(dBm) = Raw Value(dBuV) + Correction Factor(dB/m)
2. Correction Factor(dB/m) = Antenna Factor(dB/m) + Cable Factor(dB)+ 20log(D) – 104.8
3. Margin value = EIRP – Limit value
4. The other EIRP levels were very low against the limit.

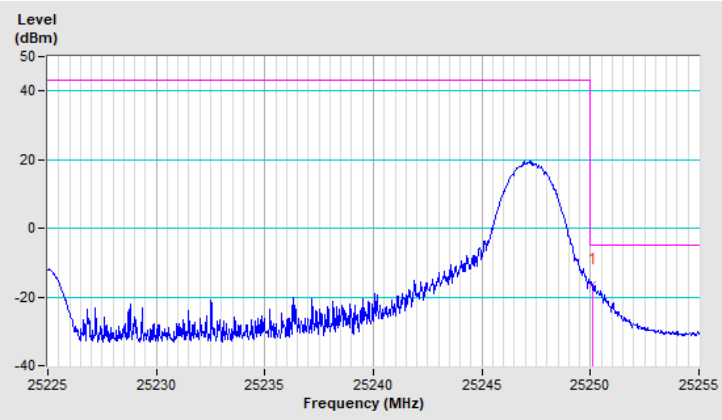

Band	n258	Beam ID	36
Channel	High	QPSK-1CC	Full RB

Antenna Polarity & Test Distance : Vertical at 2m								
No	Frequency (MHz)	EIRP (dBm)	Limit (dBm)	Margin (dB)	Antenna Height (m)	Table Angle (Degree)	Raw Value (dBuV)	Correction Factor (dB/m)
1	25250.02	-25.52	-5.00	-20.52	1.28 V	2	32.10	-57.62

Remarks:

1. EIRP(dBm) = Raw Value(dBuV) + Correction Factor(dB/m)
2. Correction Factor(dB/m) = Antenna Factor(dB/m) + Cable Factor(dB)+ 20log(D) – 104.8
3. Margin value = EIRP – Limit value
4. The other EIRP levels were very low against the limit.

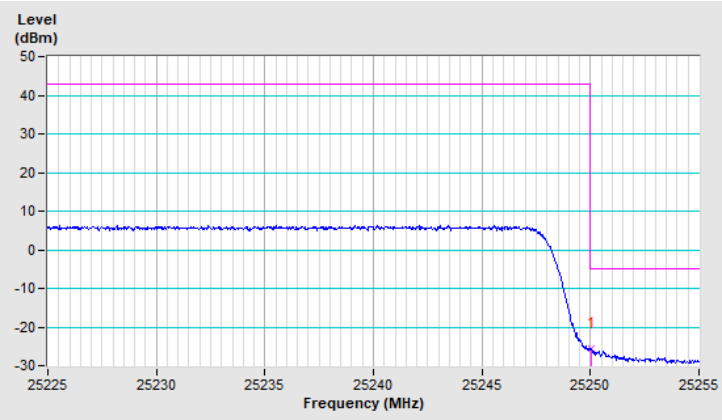

Band	n258	Beam ID	164+36
Channel	Low	QPSK-1CC	1RB0

Antenna Polarity & Test Distance : Vertical at 2m								
No	Frequency (MHz)	EIRP (dBm)	Limit (dBm)	Margin (dB)	Antenna Height (m)	Table Angle (Degree)	Raw Value (dBuV)	Correction Factor (dB/m)
1	24749.83	-10.91	-5.00	-5.91	1.32 V	357	46.53	-57.44

Remarks:

1. EIRP(dBm) = Raw Value(dBuV) + Correction Factor(dB/m)
2. Correction Factor(dB/m) = Antenna Factor(dB/m) + Cable Factor(dB)+ 20log(D) – 104.8
3. Margin value = EIRP – Limit value
4. The other EIRP levels were very low against the limit.

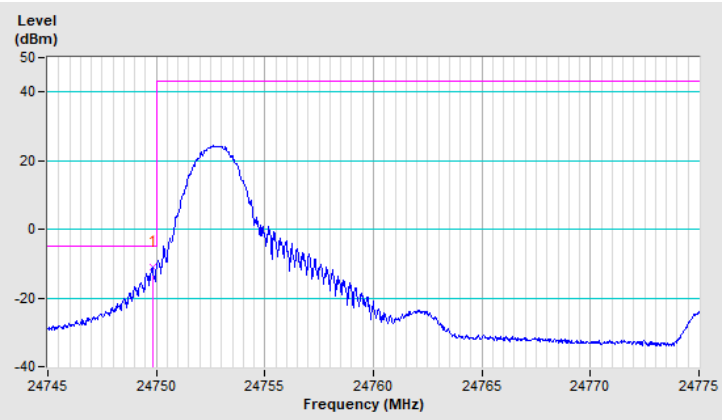

Band	n258	Beam ID	164+36
Channel	Low	QPSK-1CC	Full RB

Antenna Polarity & Test Distance : Vertical at 2m								
No	Frequency (MHz)	EIRP (dBm)	Limit (dBm)	Margin (dB)	Antenna Height (m)	Table Angle (Degree)	Raw Value (dBuV)	Correction Factor (dB/m)
1	24749.65	-23.84	-5.00	-18.84	1.36 V	351	33.60	-57.44

Remarks:

1. EIRP(dBm) = Raw Value(dBuV) + Correction Factor(dB/m)
2. Correction Factor(dB/m) = Antenna Factor(dB/m) + Cable Factor(dB)+ 20log(D) – 104.8
3. Margin value = EIRP – Limit value
4. The other EIRP levels were very low against the limit.

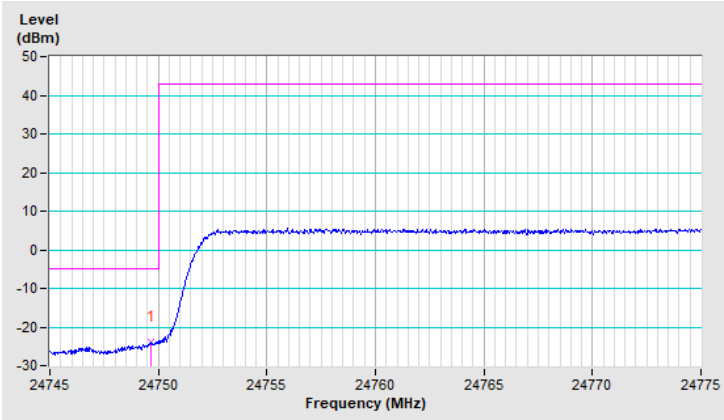

Band	n258	Beam ID	164+36
Channel	High	QPSK-1CC	1RB31

Antenna Polarity & Test Distance : Vertical at 2m								
No	Frequency (MHz)	EIRP (dBm)	Limit (dBm)	Margin (dB)	Antenna Height (m)	Table Angle (Degree)	Raw Value (dBuV)	Correction Factor (dB/m)
1	25250.05	-14.03	-5.00	-9.03	1.33 V	2	43.59	-57.62

Remarks:

1. EIRP(dBm) = Raw Value(dBuV) + Correction Factor(dB/m)
2. Correction Factor(dB/m) = Antenna Factor(dB/m) + Cable Factor(dB)+ 20log(D) – 104.8
3. Margin value = EIRP – Limit value
4. The other EIRP levels were very low against the limit.

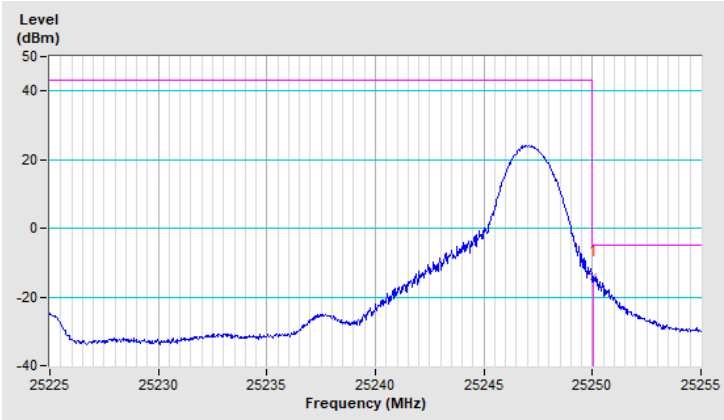

Band	n258	Beam ID	164+36
Channel	High	QPSK-1CC	Full RB

Antenna Polarity & Test Distance : Vertical at 2m								
No	Frequency (MHz)	EIRP (dBm)	Limit (dBm)	Margin (dB)	Antenna Height (m)	Table Angle (Degree)	Raw Value (dBuV)	Correction Factor (dB/m)
1	25250.11	-26.39	-5.00	-21.39	1.42 V	353	31.23	-57.62

Remarks:

1. EIRP(dBm) = Raw Value(dBuV) + Correction Factor(dB/m)
2. Correction Factor(dB/m) = Antenna Factor(dB/m) + Cable Factor(dB)+ 20log(D) – 104.8
3. Margin value = EIRP – Limit value
4. The other EIRP levels were very low against the limit.

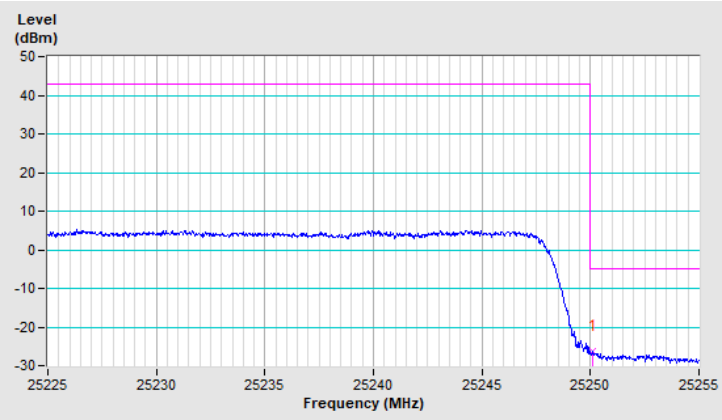

Band	n258	Beam ID	154
Channel	Low	QPSK-2CC	1RB0

Antenna Polarity & Test Distance : Vertical at 2m								
No	Frequency (MHz)	EIRP (dBm)	Limit (dBm)	Margin (dB)	Antenna Height (m)	Table Angle (Degree)	Raw Value (dBuV)	Correction Factor (dB/m)
1	24749.95	-18.86	-5.00	-13.86	1.42 V	344	38.58	-57.44

Remarks:

1. EIRP(dBm) = Raw Value(dBuV) + Correction Factor(dB/m)
2. Correction Factor(dB/m) = Antenna Factor(dB/m) + Cable Factor(dB)+ 20log(D) – 104.8
3. Margin value = EIRP – Limit value
4. The other EIRP levels were very low against the limit.

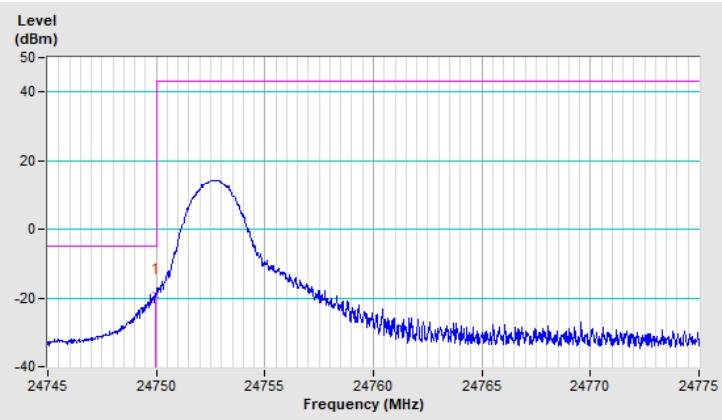

Band	n258	Beam ID	154
Channel	Low	QPSK-2CC	Full RB

Antenna Polarity & Test Distance : Vertical at 2m								
No	Frequency (MHz)	EIRP (dBm)	Limit (dBm)	Margin (dB)	Antenna Height (m)	Table Angle (Degree)	Raw Value (dBuV)	Correction Factor (dB/m)
1	24749.92	-24.60	-5.00	-19.60	1.47 V	348	32.84	-57.44

Remarks:

1. EIRP(dBm) = Raw Value(dBuV) + Correction Factor(dB/m)
2. Correction Factor(dB/m) = Antenna Factor(dB/m) + Cable Factor(dB)+ 20log(D) – 104.8
3. Margin value = EIRP – Limit value
4. The other EIRP levels were very low against the limit.

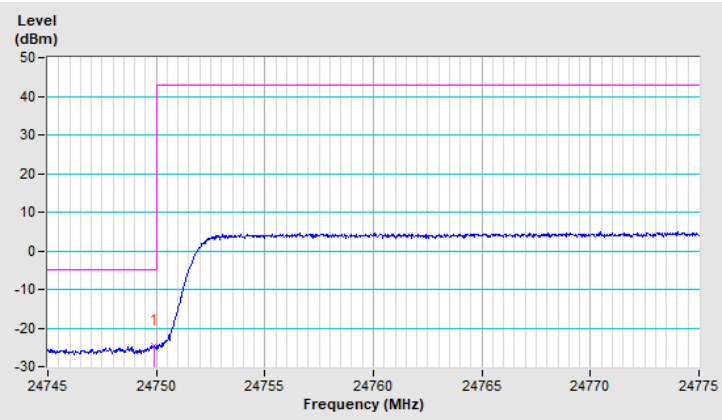

Band	n258	Beam ID	154
Channel	High	QPSK-2CC	1RB0

Antenna Polarity & Test Distance : Vertical at 2m								
No	Frequency (MHz)	EIRP (dBm)	Limit (dBm)	Margin (dB)	Antenna Height (m)	Table Angle (Degree)	Raw Value (dBuV)	Correction Factor (dB/m)
1	25250.05	-24.63	-5.00	-19.63	1.41 V	353	32.99	-57.62

Remarks:

1. EIRP(dBm) = Raw Value(dBuV) + Correction Factor(dB/m)
2. Correction Factor(dB/m) = Antenna Factor(dB/m) + Cable Factor(dB)+ 20log(D) – 104.8
3. Margin value = EIRP – Limit value
4. The other EIRP levels were very low against the limit.

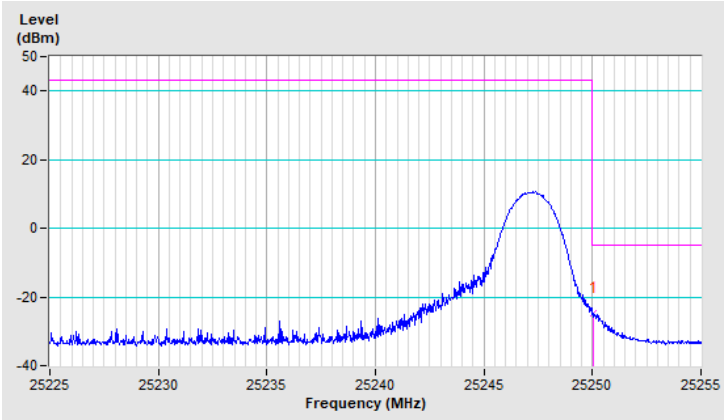

Band	n258	Beam ID	154
Channel	High	QPSK-2CC	Full RB

Antenna Polarity & Test Distance : Vertical at 2m								
No	Frequency (MHz)	EIRP (dBm)	Limit (dBm)	Margin (dB)	Antenna Height (m)	Table Angle (Degree)	Raw Value (dBuV)	Correction Factor (dB/m)
1	25250.02	-24.68	-5.00	-19.68	1.43 V	351	32.94	-57.62

Remarks:

1. EIRP(dBm) = Raw Value(dBuV) + Correction Factor(dB/m)
2. Correction Factor(dB/m) = Antenna Factor(dB/m) + Cable Factor(dB)+ 20log(D) – 104.8
3. Margin value = EIRP – Limit value
4. The other EIRP levels were very low against the limit.

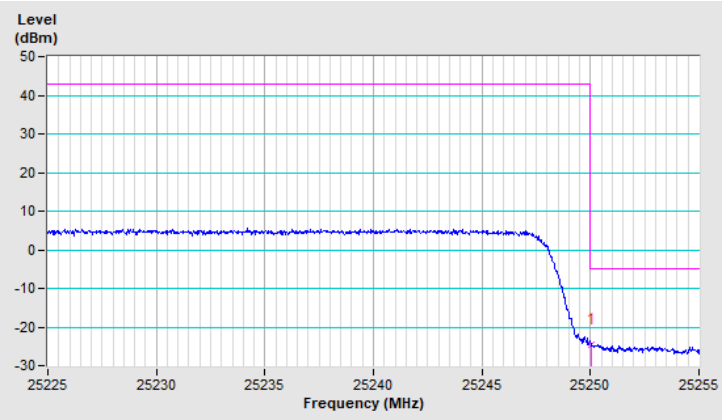

Band	n258	Beam ID	36
Channel	Low	QPSK-2CC	1RB0

Antenna Polarity & Test Distance : Vertical at 2m								
No	Frequency (MHz)	EIRP (dBm)	Limit (dBm)	Margin (dB)	Antenna Height (m)	Table Angle (Degree)	Raw Value (dBuV)	Correction Factor (dB/m)
1	24749.89	-19.67	-5.00	-14.67	1.26 V	2	37.77	-57.44

Remarks:

1. EIRP(dBm) = Raw Value(dBuV) + Correction Factor(dB/m)
2. Correction Factor(dB/m) = Antenna Factor(dB/m) + Cable Factor(dB)+ 20log(D) – 104.8
3. Margin value = EIRP – Limit value
4. The other EIRP levels were very low against the limit.

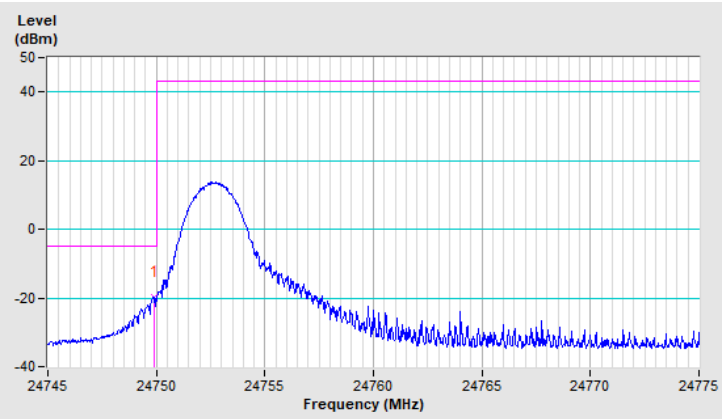

Band	n258	Beam ID	36
Channel	Low	QPSK-2CC	Full RB

Antenna Polarity & Test Distance : Vertical at 2m								
No	Frequency (MHz)	EIRP (dBm)	Limit (dBm)	Margin (dB)	Antenna Height (m)	Table Angle (Degree)	Raw Value (dBuV)	Correction Factor (dB/m)
1	24749.68	-25.39	-5.00	-20.39	1.30 V	1	32.05	-57.44

Remarks:

1. EIRP(dBm) = Raw Value(dBuV) + Correction Factor(dB/m)
2. Correction Factor(dB/m) = Antenna Factor(dB/m) + Cable Factor(dB)+ 20log(D) – 104.8
3. Margin value = EIRP – Limit value
4. The other EIRP levels were very low against the limit.

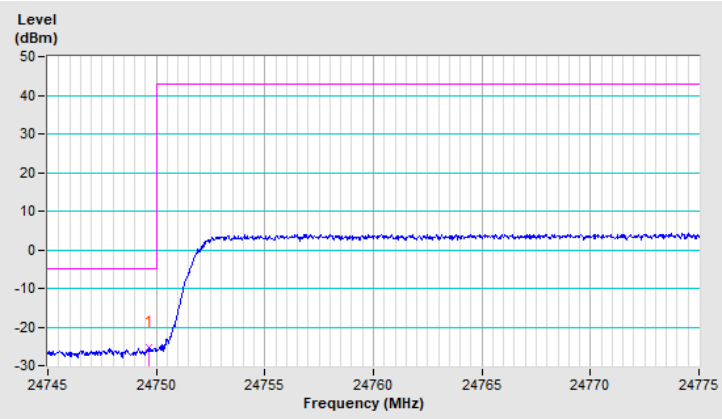

Band	n258	Beam ID	36
Channel	High	QPSK-2CC	1RB31

Antenna Polarity & Test Distance : Vertical at 2m								
No	Frequency (MHz)	EIRP (dBm)	Limit (dBm)	Margin (dB)	Antenna Height (m)	Table Angle (Degree)	Raw Value (dBuV)	Correction Factor (dB/m)
1	25250.20	-25.45	-5.00	-20.45	1.27 V	359	32.17	-57.62

Remarks:

1. EIRP(dBm) = Raw Value(dBuV) + Correction Factor(dB/m)
2. Correction Factor(dB/m) = Antenna Factor(dB/m) + Cable Factor(dB)+ 20log(D) – 104.8
3. Margin value = EIRP – Limit value
4. The other EIRP levels were very low against the limit.

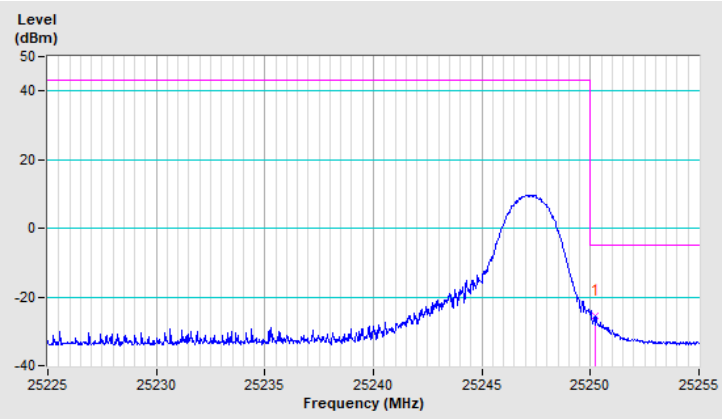

Band	n258	Beam ID	36
Channel	High	QPSK-2CC	Full RB

Antenna Polarity & Test Distance : Vertical at 2m								
No	Frequency (MHz)	EIRP (dBm)	Limit (dBm)	Margin (dB)	Antenna Height (m)	Table Angle (Degree)	Raw Value (dBuV)	Correction Factor (dB/m)
1	25250.02	-24.97	-5.00	-19.97	1.29 V	358	32.65	-57.62

Remarks:

1. EIRP(dBm) = Raw Value(dBuV) + Correction Factor(dB/m)
2. Correction Factor(dB/m) = Antenna Factor(dB/m) + Cable Factor(dB)+ 20log(D) – 104.8
3. Margin value = EIRP – Limit value
4. The other EIRP levels were very low against the limit.

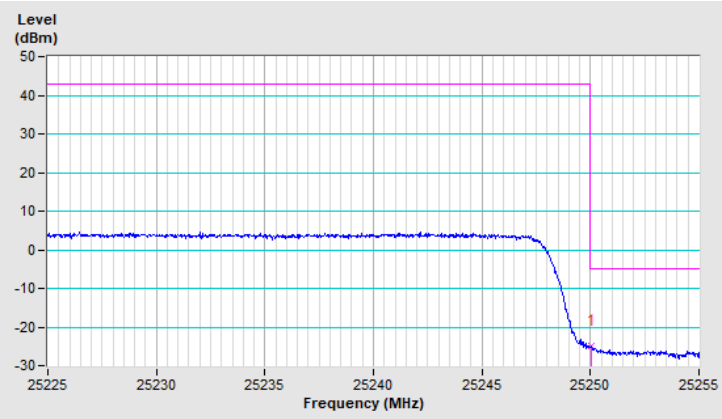

Band	n258	Beam ID	164+36
Channel	Low	QPSK-2CC	1RB0

Antenna Polarity & Test Distance : Vertical at 2m								
No	Frequency (MHz)	EIRP (dBm)	Limit (dBm)	Margin (dB)	Antenna Height (m)	Table Angle (Degree)	Raw Value (dBuV)	Correction Factor (dB/m)
1	24749.98	-16.66	-5.00	-11.66	1.37 V	355	40.78	-57.44

Remarks:

1. EIRP(dBm) = Raw Value(dBuV) + Correction Factor(dB/m)
2. Correction Factor(dB/m) = Antenna Factor(dB/m) + Cable Factor(dB)+ 20log(D) – 104.8
3. Margin value = EIRP – Limit value
4. The other EIRP levels were very low against the limit.

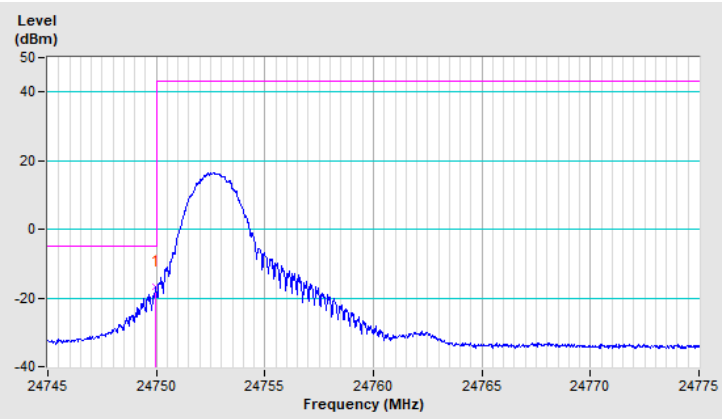

Band	n258	Beam ID	164+36
Channel	Low	QPSK-2CC	Full RB

Antenna Polarity & Test Distance : Vertical at 2m								
No	Frequency (MHz)	EIRP (dBm)	Limit (dBm)	Margin (dB)	Antenna Height (m)	Table Angle (Degree)	Raw Value (dBuV)	Correction Factor (dB/m)
1	24749.98	-22.71	-5.00	-17.71	1.44 V	357	34.73	-57.44

Remarks:

1. EIRP(dBm) = Raw Value(dBuV) + Correction Factor(dB/m)
2. Correction Factor(dB/m) = Antenna Factor(dB/m) + Cable Factor(dB)+ 20log(D) – 104.8
3. Margin value = EIRP – Limit value
4. The other EIRP levels were very low against the limit.

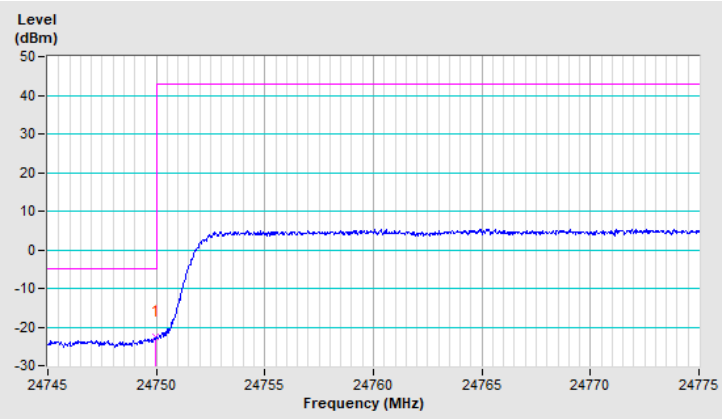

Band	n258	Beam ID	164+36
Channel	High	QPSK-2CC	1RB31

Antenna Polarity & Test Distance : Vertical at 2m								
No	Frequency (MHz)	EIRP (dBm)	Limit (dBm)	Margin (dB)	Antenna Height (m)	Table Angle (Degree)	Raw Value (dBuV)	Correction Factor (dB/m)
1	25250.02	-21.78	-5.00	-16.78	1.38 V	356	35.84	-57.62

Remarks:

1. EIRP(dBm) = Raw Value(dBuV) + Correction Factor(dB/m)
2. Correction Factor(dB/m) = Antenna Factor(dB/m) + Cable Factor(dB)+ 20log(D) – 104.8
3. Margin value = EIRP – Limit value
4. The other EIRP levels were very low against the limit.

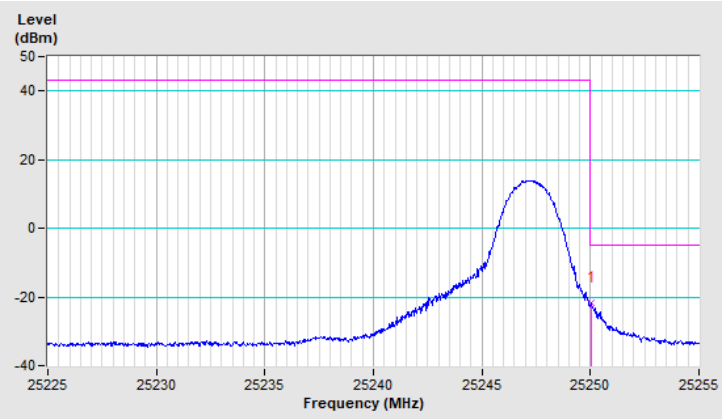

Band	n258	Beam ID	164+36
Channel	High	QPSK-2CC	Full RB

Antenna Polarity & Test Distance : Vertical at 2m								
No	Frequency (MHz)	EIRP (dBm)	Limit (dBm)	Margin (dB)	Antenna Height (m)	Table Angle (Degree)	Raw Value (dBuV)	Correction Factor (dB/m)
1	25250.23	-26.01	-5.00	-21.01	1.43 V	354	31.61	-57.62

Remarks:

1. EIRP(dBm) = Raw Value(dBuV) + Correction Factor(dB/m)
2. Correction Factor(dB/m) = Antenna Factor(dB/m) + Cable Factor(dB)+ 20log(D) – 104.8
3. Margin value = EIRP – Limit value
4. The other EIRP levels were very low against the limit.

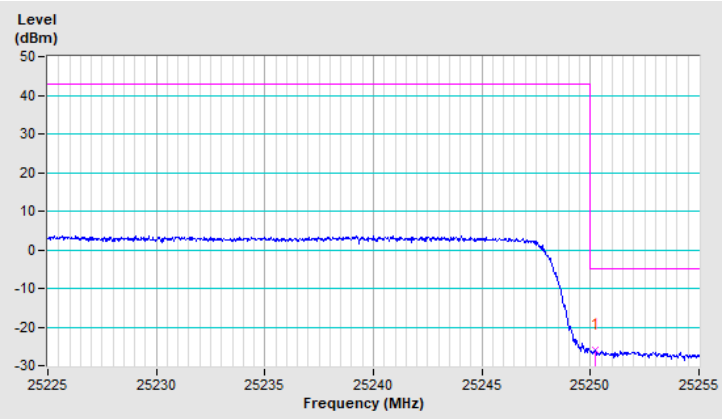

n258 (24.75GHz ~ 25.25GHz):

Bandwidth: 100MHz

Band	n258	Beam ID	167
Channel	Low	QPSK-1CC	1RB0

Antenna Polarity & Test Distance : Vertical at 2m								
No	Frequency (MHz)	EIRP (dBm)	Limit (dBm)	Margin (dB)	Antenna Height (m)	Table Angle (Degree)	Raw Value (dBuV)	Correction Factor (dB/m)
1	24749.66	-11.57	-5.00	-6.57	1.27 V	12	45.87	-57.44

Remarks:

1. EIRP(dBm) = Raw Value(dBuV) + Correction Factor(dB/m)
2. Correction Factor(dB/m) = Antenna Factor(dB/m) + Cable Factor(dB)+ 20log(D) – 104.8
3. Margin value = EIRP – Limit value
4. The other EIRP levels were very low against the limit.

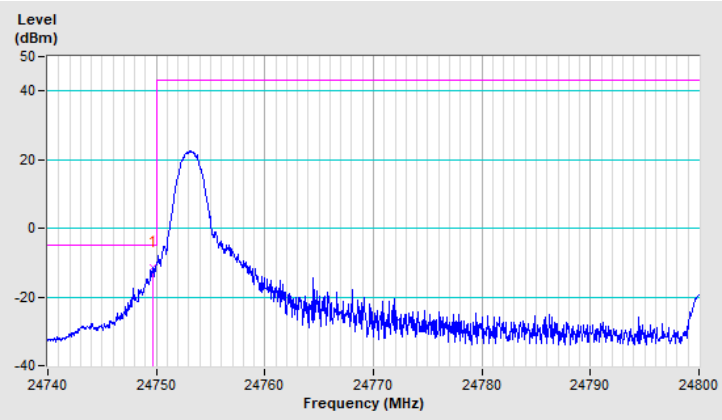

Band	n258	Beam ID	167
Channel	Low	QPSK-1CC	Full RB

Antenna Polarity & Test Distance : Vertical at 2m								
No	Frequency (MHz)	EIRP (dBm)	Limit (dBm)	Margin (dB)	Antenna Height (m)	Table Angle (Degree)	Raw Value (dBuV)	Correction Factor (dB/m)
1	24749.84	-23.50	-5.00	-18.50	1.26 V	10	33.94	-57.44

Remarks:

1. EIRP(dBm) = Raw Value(dBuV) + Correction Factor(dB/m)
2. Correction Factor(dB/m) = Antenna Factor(dB/m) + Cable Factor(dB)+ 20log(D) – 104.8
3. Margin value = EIRP – Limit value
4. The other EIRP levels were very low against the limit.

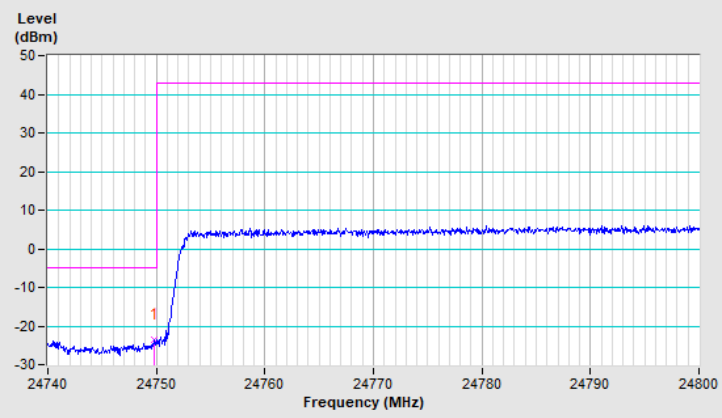

Band	n258	Beam ID	167
Channel	High	QPSK-1CC	1RB65

Antenna Polarity & Test Distance : Vertical at 2m								
No	Frequency (MHz)	EIRP (dBm)	Limit (dBm)	Margin (dB)	Antenna Height (m)	Table Angle (Degree)	Raw Value (dBuV)	Correction Factor (dB/m)
1	25250.16	-12.34	-5.00	-7.34	1.28 V	13	45.28	-57.62

Remarks:

1. EIRP(dBm) = Raw Value(dBuV) + Correction Factor(dB/m)
2. Correction Factor(dB/m) = Antenna Factor(dB/m) + Cable Factor(dB)+ 20log(D) – 104.8
3. Margin value = EIRP – Limit value
4. The other EIRP levels were very low against the limit.

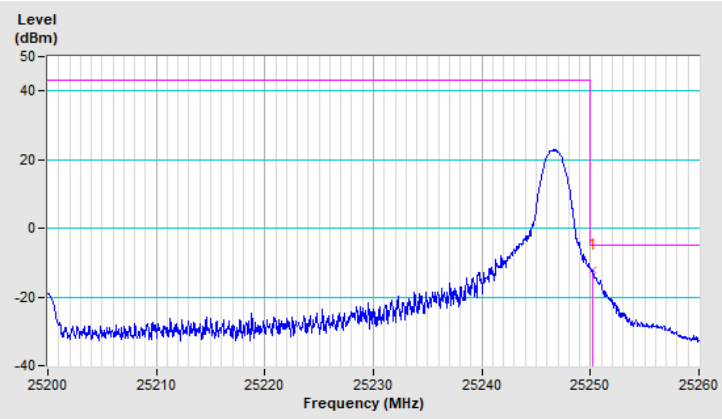

Band	n258	Beam ID	167
Channel	High	QPSK-1CC	Full RB

Antenna Polarity & Test Distance : Vertical at 2m								
No	Frequency (MHz)	EIRP (dBm)	Limit (dBm)	Margin (dB)	Antenna Height (m)	Table Angle (Degree)	Raw Value (dBuV)	Correction Factor (dB/m)
1	25250.28	-23.77	-5.00	-18.77	1.26 V	11	33.85	-57.62

Remarks:

1. EIRP(dBm) = Raw Value(dBuV) + Correction Factor(dB/m)
2. Correction Factor(dB/m) = Antenna Factor(dB/m) + Cable Factor(dB)+ 20log(D) – 104.8
3. Margin value = EIRP – Limit value
4. The other EIRP levels were very low against the limit.

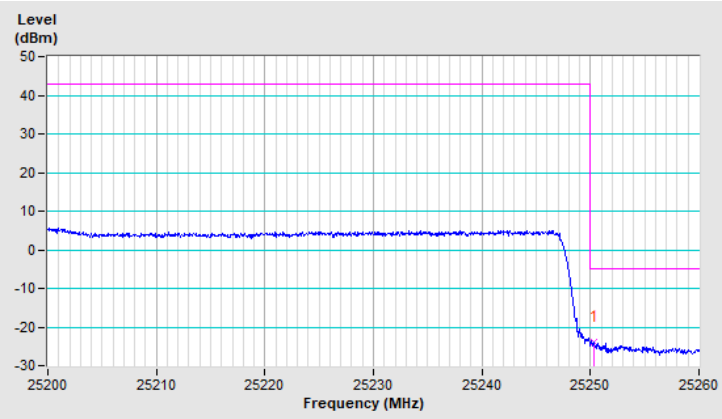

Band	n258	Beam ID	39
Channel	Low	QPSK-1CC	1RB0

Antenna Polarity & Test Distance : Vertical at 2m								
No	Frequency (MHz)	EIRP (dBm)	Limit (dBm)	Margin (dB)	Antenna Height (m)	Table Angle (Degree)	Raw Value (dBuV)	Correction Factor (dB/m)
1	24749.60	-13.72	-5.00	-8.72	1.51 V	8	43.72	-57.44

Remarks:

1. EIRP(dBm) = Raw Value(dBuV) + Correction Factor(dB/m)
2. Correction Factor(dB/m) = Antenna Factor(dB/m) + Cable Factor(dB)+ 20log(D) – 104.8
3. Margin value = EIRP – Limit value
4. The other EIRP levels were very low against the limit.

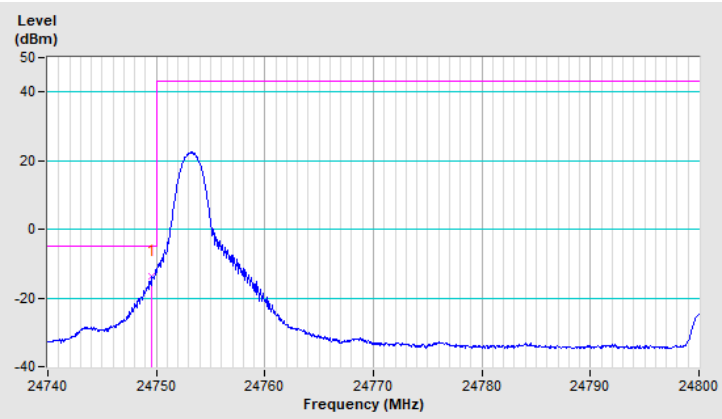

Band	n258	Beam ID	39
Channel	Low	QPSK-1CC	Full RB

Antenna Polarity & Test Distance : Vertical at 2m								
No	Frequency (MHz)	EIRP (dBm)	Limit (dBm)	Margin (dB)	Antenna Height (m)	Table Angle (Degree)	Raw Value (dBuV)	Correction Factor (dB/m)
1	24749.60	-23.23	-5.00	-18.23	1.50 V	7	34.21	-57.44

Remarks:

1. EIRP(dBm) = Raw Value(dBuV) + Correction Factor(dB/m)
2. Correction Factor(dB/m) = Antenna Factor(dB/m) + Cable Factor(dB)+ 20log(D) – 104.8
3. Margin value = EIRP – Limit value
4. The other EIRP levels were very low against the limit.

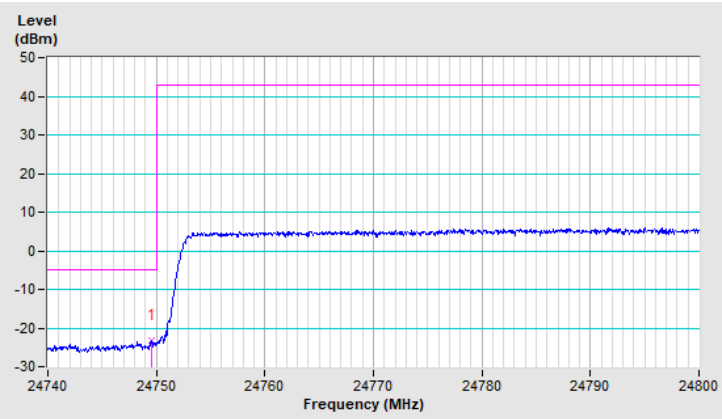

Band	n258	Beam ID	39
Channel	High	QPSK-1CC	1RB31

Antenna Polarity & Test Distance : Vertical at 2m								
No	Frequency (MHz)	EIRP (dBm)	Limit (dBm)	Margin (dB)	Antenna Height (m)	Table Angle (Degree)	Raw Value (dBuV)	Correction Factor (dB/m)
1	25250.16	-14.57	-5.00	-9.57	1.49 V	7	43.05	-57.62

Remarks:

1. EIRP(dBm) = Raw Value(dBuV) + Correction Factor(dB/m)
2. Correction Factor(dB/m) = Antenna Factor(dB/m) + Cable Factor(dB)+ 20log(D) – 104.8
3. Margin value = EIRP – Limit value
4. The other EIRP levels were very low against the limit.

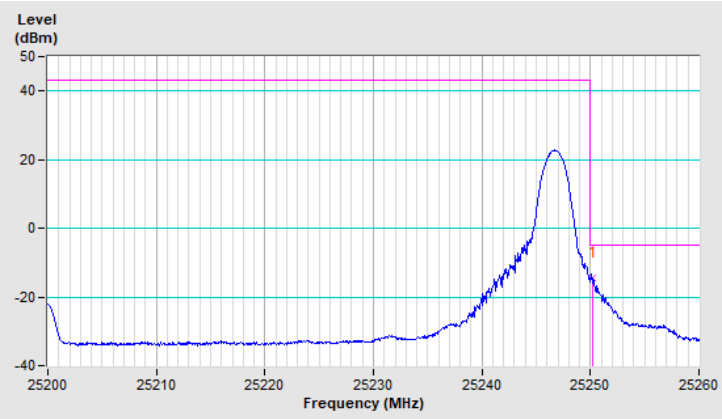

Band	n258	Beam ID	39
Channel	High	QPSK-1CC	Full RB

Antenna Polarity & Test Distance : Vertical at 2m								
No	Frequency (MHz)	EIRP (dBm)	Limit (dBm)	Margin (dB)	Antenna Height (m)	Table Angle (Degree)	Raw Value (dBuV)	Correction Factor (dB/m)
1	25250.16	-26.24	-5.00	-21.24	1.48 V	6	31.38	-57.62

Remarks:

1. EIRP(dBm) = Raw Value(dBuV) + Correction Factor(dB/m)
2. Correction Factor(dB/m) = Antenna Factor(dB/m) + Cable Factor(dB)+ 20log(D) – 104.8
3. Margin value = EIRP – Limit value
4. The other EIRP levels were very low against the limit.

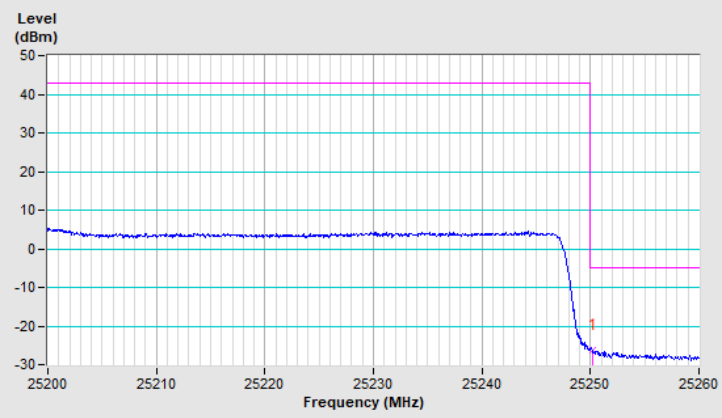

Band	n258	Beam ID	167+39
Channel	Low	QPSK-1CC	1RB0

Antenna Polarity & Test Distance : Vertical at 2m								
No	Frequency (MHz)	EIRP (dBm)	Limit (dBm)	Margin (dB)	Antenna Height (m)	Table Angle (Degree)	Raw Value (dBuV)	Correction Factor (dB/m)
1	24749.78	-9.87	-5.00	-4.87	1.36 V	12	47.57	-57.44

Remarks:

1. EIRP(dBm) = Raw Value(dBuV) + Correction Factor(dB/m)
2. Correction Factor(dB/m) = Antenna Factor(dB/m) + Cable Factor(dB)+ 20log(D) – 104.8
3. Margin value = EIRP – Limit value
4. The other EIRP levels were very low against the limit.

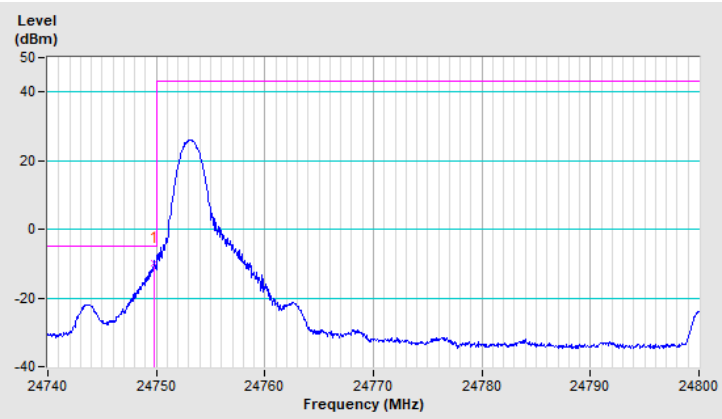

Band	n258	Beam ID	167+39
Channel	Low	QPSK-1CC	Full RB

Antenna Polarity & Test Distance : Vertical at 2m								
No	Frequency (MHz)	EIRP (dBm)	Limit (dBm)	Margin (dB)	Antenna Height (m)	Table Angle (Degree)	Raw Value (dBuV)	Correction Factor (dB/m)
1	24749.78	-22.07	-5.00	-17.07	1.35 V	11	35.37	-57.44

Remarks:

1. EIRP(dBm) = Raw Value(dBuV) + Correction Factor(dB/m)
2. Correction Factor(dB/m) = Antenna Factor(dB/m) + Cable Factor(dB)+ 20log(D) – 104.8
3. Margin value = EIRP – Limit value
4. The other EIRP levels were very low against the limit.

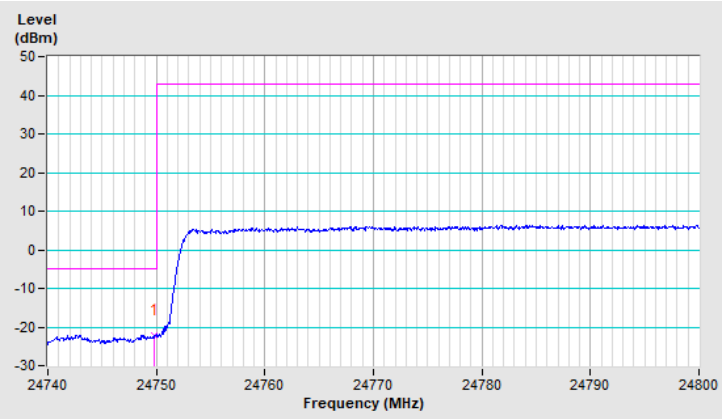

Band	n258	Beam ID	167+39
Channel	High	QPSK-1CC	1RB31

Antenna Polarity & Test Distance : Vertical at 2m								
No	Frequency (MHz)	EIRP (dBm)	Limit (dBm)	Margin (dB)	Antenna Height (m)	Table Angle (Degree)	Raw Value (dBuV)	Correction Factor (dB/m)
1	25250.10	-17.10	-5.00	-12.10	1.35 V	10	40.52	-57.62

Remarks:

1. EIRP(dBm) = Raw Value(dBuV) + Correction Factor(dB/m)
2. Correction Factor(dB/m) = Antenna Factor(dB/m) + Cable Factor(dB)+ 20log(D) – 104.8
3. Margin value = EIRP – Limit value
4. The other EIRP levels were very low against the limit.

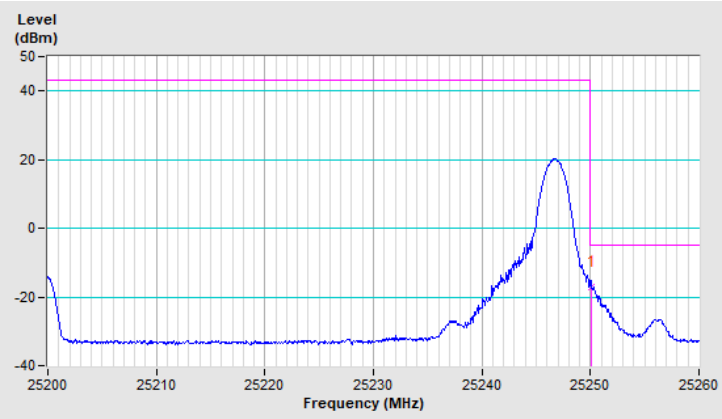

Band	n258	Beam ID	167+39
Channel	High	QPSK-1CC	Full RB

Antenna Polarity & Test Distance : Vertical at 2m								
No	Frequency (MHz)	EIRP (dBm)	Limit (dBm)	Margin (dB)	Antenna Height (m)	Table Angle (Degree)	Raw Value (dBuV)	Correction Factor (dB/m)
1	25250.40	-24.23	-5.00	-19.23	1.37 V	13	33.39	-57.62

Remarks:

1. EIRP(dBm) = Raw Value(dBuV) + Correction Factor(dB/m)
2. Correction Factor(dB/m) = Antenna Factor(dB/m) + Cable Factor(dB)+ 20log(D) – 104.8
3. Margin value = EIRP – Limit value
4. The other EIRP levels were very low against the limit.

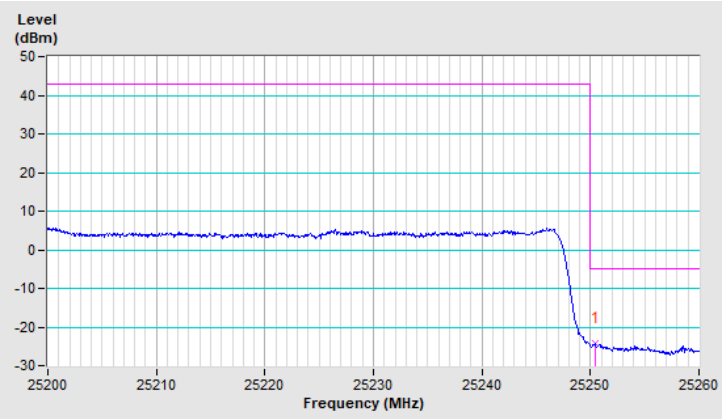

Band	n258	Beam ID	167
Channel	Low	QPSK-2CC	1RB0

Antenna Polarity & Test Distance : Vertical at 2m								
No	Frequency (MHz)	EIRP (dBm)	Limit (dBm)	Margin (dB)	Antenna Height (m)	Table Angle (Degree)	Raw Value (dBuV)	Correction Factor (dB/m)
1	24749.84	-21.35	-5.00	-16.35	1.18 V	9	36.09	-57.44

Remarks:

1. EIRP(dBm) = Raw Value(dBuV) + Correction Factor(dB/m)
2. Correction Factor(dB/m) = Antenna Factor(dB/m) + Cable Factor(dB)+ 20log(D) – 104.8
3. Margin value = EIRP – Limit value
4. The other EIRP levels were very low against the limit.

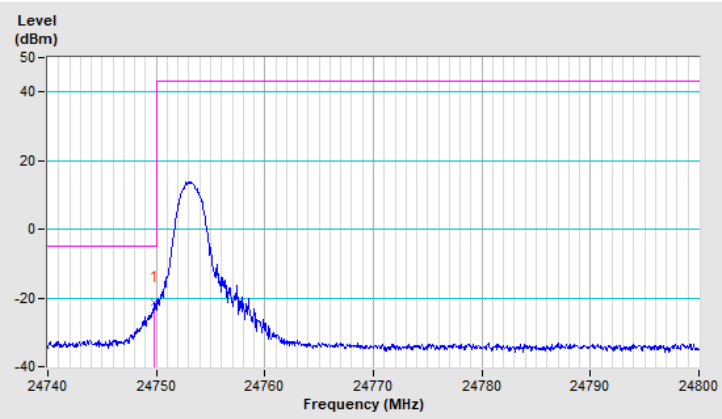

Band	n258	Beam ID	167
Channel	Low	QPSK-2CC	Full RB

Antenna Polarity & Test Distance : Vertical at 2m								
No	Frequency (MHz)	EIRP (dBm)	Limit (dBm)	Margin (dB)	Antenna Height (m)	Table Angle (Degree)	Raw Value (dBuV)	Correction Factor (dB/m)
1	24749.90	-26.07	-5.00	-21.07	1.19 V	10	31.37	-57.44

Remarks:

1. EIRP(dBm) = Raw Value(dBuV) + Correction Factor(dB/m)
2. Correction Factor(dB/m) = Antenna Factor(dB/m) + Cable Factor(dB)+ 20log(D) – 104.8
3. Margin value = EIRP – Limit value
4. The other EIRP levels were very low against the limit.

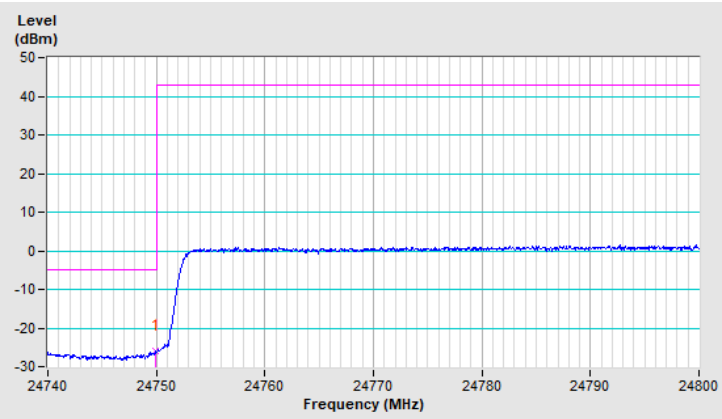

Band	n258	Beam ID	167
Channel	High	QPSK-2CC	1RB65

Antenna Polarity & Test Distance : Vertical at 2m								
No	Frequency (MHz)	EIRP (dBm)	Limit (dBm)	Margin (dB)	Antenna Height (m)	Table Angle (Degree)	Raw Value (dBuV)	Correction Factor (dB/m)
1	25250.16	-22.24	-5.00	-17.24	1.16 V	10	35.38	-57.62

Remarks:

1. EIRP(dBm) = Raw Value(dBuV) + Correction Factor(dB/m)
2. Correction Factor(dB/m) = Antenna Factor(dB/m) + Cable Factor(dB)+ 20log(D) – 104.8
3. Margin value = EIRP – Limit value
4. The other EIRP levels were very low against the limit.

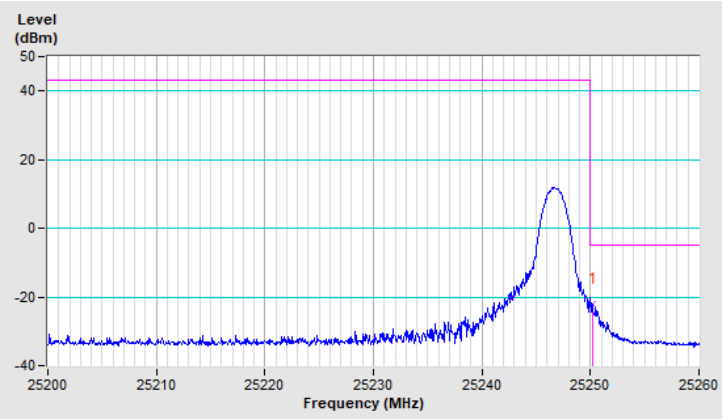

Band	n258	Beam ID	167
Channel	High	QPSK-2CC	Full RB

Antenna Polarity & Test Distance : Vertical at 2m								
No	Frequency (MHz)	EIRP (dBm)	Limit (dBm)	Margin (dB)	Antenna Height (m)	Table Angle (Degree)	Raw Value (dBuV)	Correction Factor (dB/m)
1	25251.06	-25.44	-5.00	-20.44	1.16 V	8	32.18	-57.62

Remarks:

1. EIRP(dBm) = Raw Value(dBuV) + Correction Factor(dB/m)
2. Correction Factor(dB/m) = Antenna Factor(dB/m) + Cable Factor(dB)+ 20log(D) – 104.8
3. Margin value = EIRP – Limit value
4. The other EIRP levels were very low against the limit.

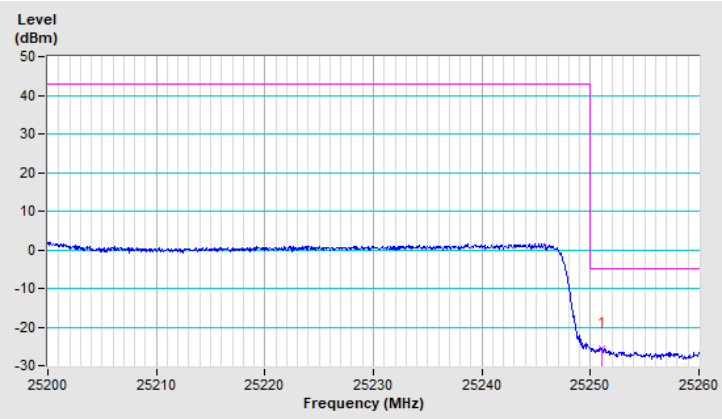

Band	n258	Beam ID	39
Channel	Low	QPSK-2CC	1RB0

Antenna Polarity & Test Distance : Vertical at 2m								
No	Frequency (MHz)	EIRP (dBm)	Limit (dBm)	Margin (dB)	Antenna Height (m)	Table Angle (Degree)	Raw Value (dBuV)	Correction Factor (dB/m)
1	24749.72	-22.65	-5.00	-17.65	1.56 V	7	34.79	-57.44

Remarks:

1. EIRP(dBm) = Raw Value(dBuV) + Correction Factor(dB/m)
2. Correction Factor(dB/m) = Antenna Factor(dB/m) + Cable Factor(dB)+ 20log(D) – 104.8
3. Margin value = EIRP – Limit value
4. The other EIRP levels were very low against the limit.

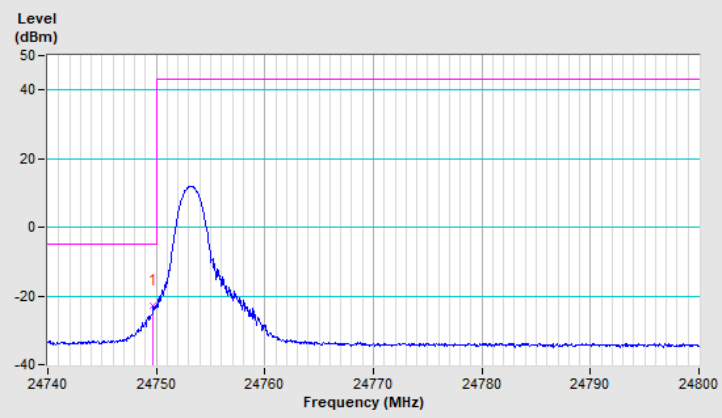

Band	n258	Beam ID	39
Channel	Low	QPSK-2CC	Full RB

Antenna Polarity & Test Distance : Vertical at 2m								
No	Frequency (MHz)	EIRP (dBm)	Limit (dBm)	Margin (dB)	Antenna Height (m)	Table Angle (Degree)	Raw Value (dBuV)	Correction Factor (dB/m)
1	24740.78	-24.04	-5.00	-19.04	1.54 V	6	33.41	-57.45

Remarks:

1. EIRP(dBm) = Raw Value(dBuV) + Correction Factor(dB/m)
2. Correction Factor(dB/m) = Antenna Factor(dB/m) + Cable Factor(dB)+ 20log(D) – 104.8
3. Margin value = EIRP – Limit value
4. The other EIRP levels were very low against the limit.

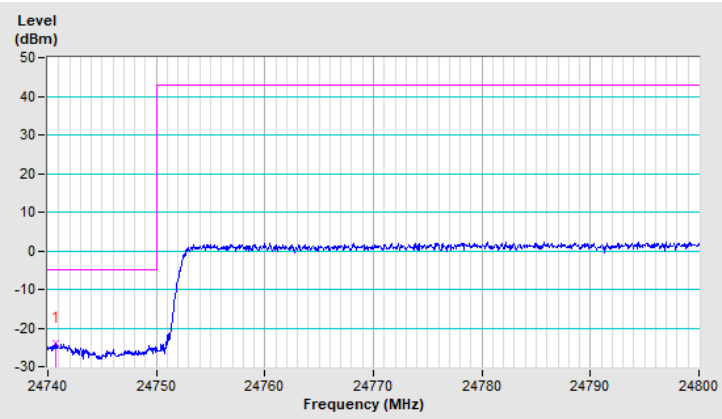

Band	n258	Beam ID	39
Channel	High	QPSK-2CC	1RB65

Antenna Polarity & Test Distance : Vertical at 2m								
No	Frequency (MHz)	EIRP (dBm)	Limit (dBm)	Margin (dB)	Antenna Height (m)	Table Angle (Degree)	Raw Value (dBuV)	Correction Factor (dB/m)
1	25250.52	-25.34	-5.00	-20.34	1.54 V	7	32.28	-57.62

Remarks:

1. EIRP(dBm) = Raw Value(dBuV) + Correction Factor(dB/m)
2. Correction Factor(dB/m) = Antenna Factor(dB/m) + Cable Factor(dB)+ 20log(D) – 104.8
3. Margin value = EIRP – Limit value
4. The other EIRP levels were very low against the limit.

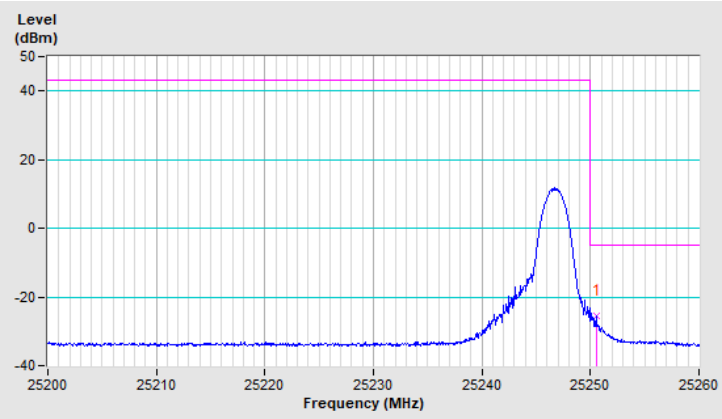

Band	n258	Beam ID	39
Channel	High	QPSK-2CC	Full RB

Antenna Polarity & Test Distance : Vertical at 2m								
No	Frequency (MHz)	EIRP (dBm)	Limit (dBm)	Margin (dB)	Antenna Height (m)	Table Angle (Degree)	Raw Value (dBuV)	Correction Factor (dB/m)
1	25250.52	-27.34	-5.00	-22.34	1.53 V	8	30.28	-57.62

Remarks:

1. EIRP(dBm) = Raw Value(dBuV) + Correction Factor(dB/m)
2. Correction Factor(dB/m) = Antenna Factor(dB/m) + Cable Factor(dB)+ 20log(D) – 104.8
3. Margin value = EIRP – Limit value
4. The other EIRP levels were very low against the limit.

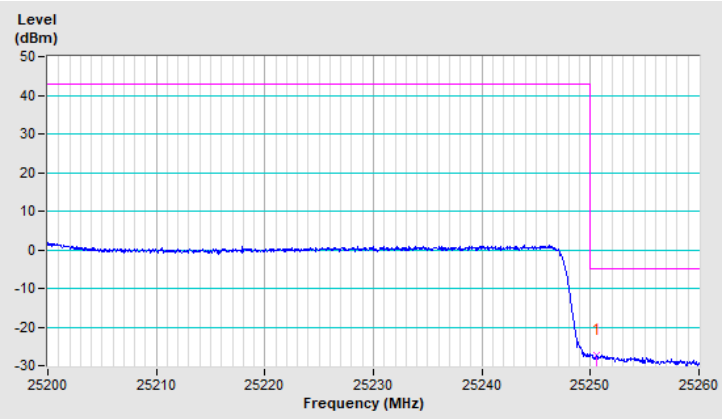

Band	n258	Beam ID	167+39
Channel	Low	QPSK-2CC	1RB0

Antenna Polarity & Test Distance : Vertical at 2m								
No	Frequency (MHz)	EIRP (dBm)	Limit (dBm)	Margin (dB)	Antenna Height (m)	Table Angle (Degree)	Raw Value (dBuV)	Correction Factor (dB/m)
1	24749.72	-24.75	-5.00	-19.75	1.47 V	6	32.69	-57.44

Remarks:

1. EIRP(dBm) = Raw Value(dBuV) + Correction Factor(dB/m)
2. Correction Factor(dB/m) = Antenna Factor(dB/m) + Cable Factor(dB)+ 20log(D) – 104.8
3. Margin value = EIRP – Limit value
4. The other EIRP levels were very low against the limit.

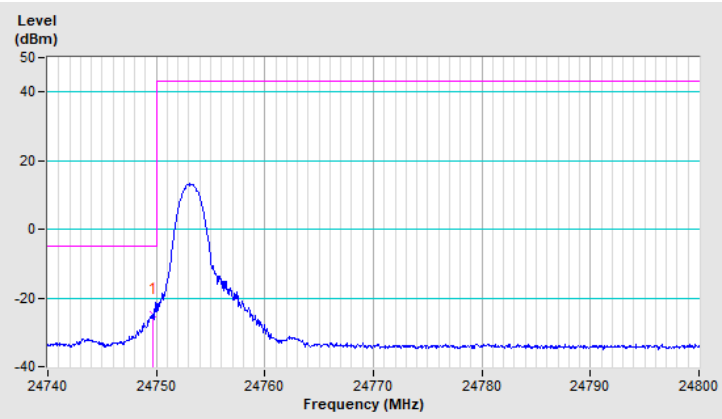

Band	n258	Beam ID	167+39
Channel	Low	QPSK-2CC	Full RB

Antenna Polarity & Test Distance : Vertical at 2m								
No	Frequency (MHz)	EIRP (dBm)	Limit (dBm)	Margin (dB)	Antenna Height (m)	Table Angle (Degree)	Raw Value (dBuV)	Correction Factor (dB/m)
1	24742.04	-23.95	-5.00	-18.95	1.45 V	5	33.50	-57.45

Remarks:

1. EIRP(dBm) = Raw Value(dBuV) + Correction Factor(dB/m)
2. Correction Factor(dB/m) = Antenna Factor(dB/m) + Cable Factor(dB)+ 20log(D) – 104.8
3. Margin value = EIRP – Limit value
4. The other EIRP levels were very low against the limit.

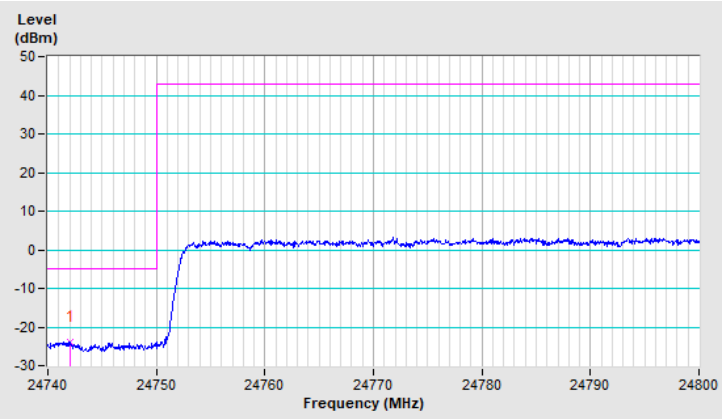

Band	n258	Beam ID	167+39
Channel	High	QPSK-2CC	1RB65

Antenna Polarity & Test Distance : Vertical at 2m								
No	Frequency (MHz)	EIRP (dBm)	Limit (dBm)	Margin (dB)	Antenna Height (m)	Table Angle (Degree)	Raw Value (dBuV)	Correction Factor (dB/m)
1	25250.28	-24.48	-5.00	-19.48	1.46 V	5	33.14	-57.62

Remarks:

1. EIRP(dBm) = Raw Value(dBuV) + Correction Factor(dB/m)
2. Correction Factor(dB/m) = Antenna Factor(dB/m) + Cable Factor(dB)+ 20log(D) – 104.8
3. Margin value = EIRP – Limit value
4. The other EIRP levels were very low against the limit.

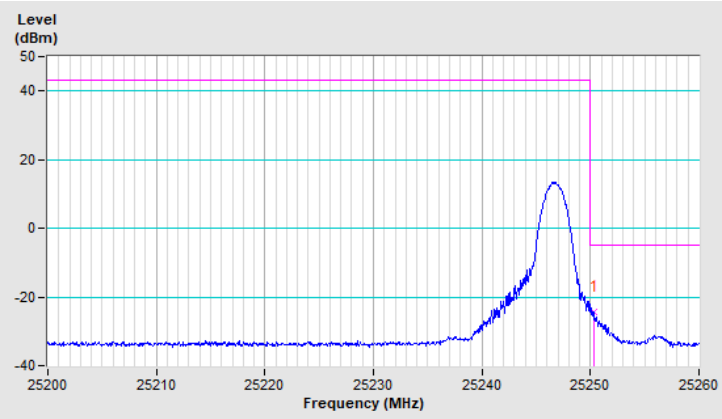

Band	n258	Beam ID	167+39
Channel	High	QPSK-2CC	Full RB

Antenna Polarity & Test Distance : Vertical at 2m								
No	Frequency (MHz)	EIRP (dBm)	Limit (dBm)	Margin (dB)	Antenna Height (m)	Table Angle (Degree)	Raw Value (dBuV)	Correction Factor (dB/m)
1	25250.16	-24.70	-5.00	-19.70	1.45 V	8	32.92	-57.62

Remarks:

1. EIRP(dBm) = Raw Value(dBuV) + Correction Factor(dB/m)
2. Correction Factor(dB/m) = Antenna Factor(dB/m) + Cable Factor(dB)+ 20log(D) – 104.8
3. Margin value = EIRP – Limit value
4. The other EIRP levels were very low against the limit.

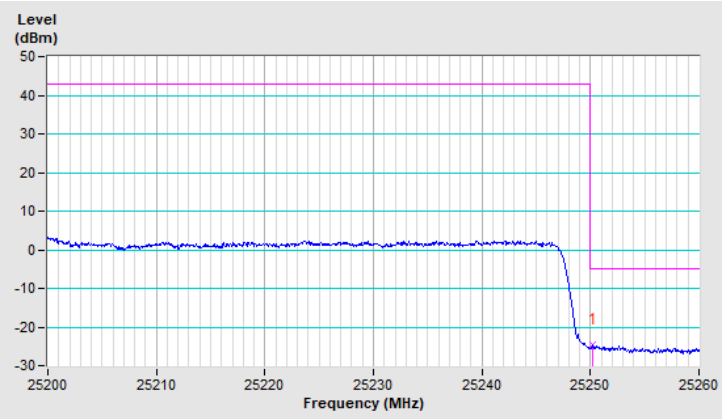

Band	n258	Beam ID	154
Channel	Low	QPSK-1CC	1RB0

Antenna Polarity & Test Distance : Vertical at 2m								
No	Frequency (MHz)	EIRP (dBm)	Limit (dBm)	Margin (dB)	Antenna Height (m)	Table Angle (Degree)	Raw Value (dBuV)	Correction Factor (dB/m)
1	24749.90	-14.18	-5.00	-9.18	1.35 V	345	43.26	-57.44

Remarks:

1. EIRP(dBm) = Raw Value(dBuV) + Correction Factor(dB/m)
2. Correction Factor(dB/m) = Antenna Factor(dB/m) + Cable Factor(dB)+ 20log(D) – 104.8
3. Margin value = EIRP – Limit value
4. The other EIRP levels were very low against the limit.

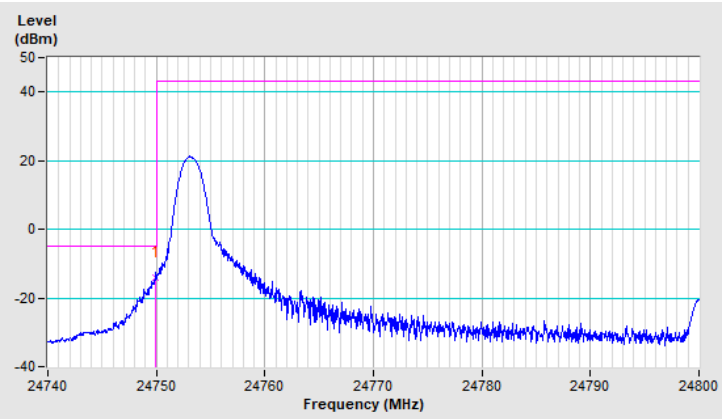

Band	n258	Beam ID	154
Channel	Low	QPSK-1CC	Full RB

Antenna Polarity & Test Distance : Vertical at 2m								
No	Frequency (MHz)	EIRP (dBm)	Limit (dBm)	Margin (dB)	Antenna Height (m)	Table Angle (Degree)	Raw Value (dBuV)	Correction Factor (dB/m)
1	24740.54	-25.22	-5.00	-20.22	1.37 V	344	32.23	-57.45

Remarks:

1. EIRP(dBm) = Raw Value(dBuV) + Correction Factor(dB/m)
2. Correction Factor(dB/m) = Antenna Factor(dB/m) + Cable Factor(dB)+ 20log(D) – 104.8
3. Margin value = EIRP – Limit value
4. The other EIRP levels were very low against the limit.

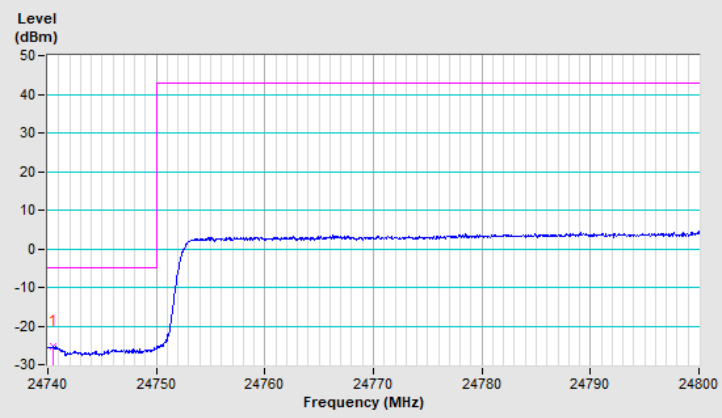

Band	n258	Beam ID	154
Channel	High	QPSK-1CC	1RB65

Antenna Polarity & Test Distance : Vertical at 2m								
No	Frequency (MHz)	EIRP (dBm)	Limit (dBm)	Margin (dB)	Antenna Height (m)	Table Angle (Degree)	Raw Value (dBuV)	Correction Factor (dB/m)
1	25250.22	-14.84	-5.00	-9.84	1.35 V	347	42.78	-57.62

Remarks:

1. EIRP(dBm) = Raw Value(dBuV) + Correction Factor(dB/m)
2. Correction Factor(dB/m) = Antenna Factor(dB/m) + Cable Factor(dB)+ 20log(D) – 104.8
3. Margin value = EIRP – Limit value
4. The other EIRP levels were very low against the limit.

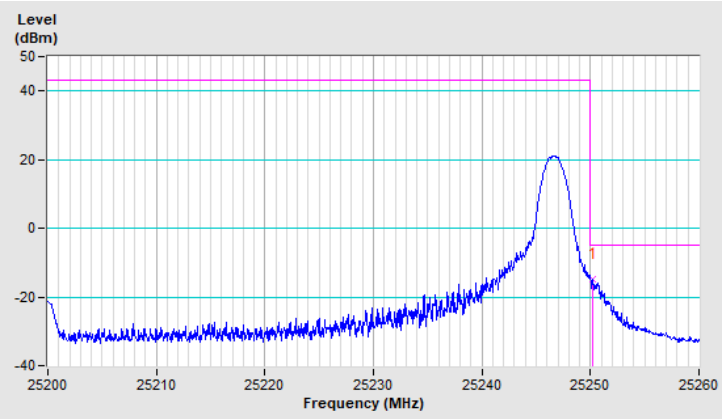

Band	n258	Beam ID	154
Channel	High	QPSK-1CC	Full RB

Antenna Polarity & Test Distance : Vertical at 2m								
No	Frequency (MHz)	EIRP (dBm)	Limit (dBm)	Margin (dB)	Antenna Height (m)	Table Angle (Degree)	Raw Value (dBuV)	Correction Factor (dB/m)
1	25250.64	-24.28	-5.00	-19.28	1.36 V	344	33.34	-57.62

Remarks:

1. EIRP(dBm) = Raw Value(dBuV) + Correction Factor(dB/m)
2. Correction Factor(dB/m) = Antenna Factor(dB/m) + Cable Factor(dB)+ 20log(D) – 104.8
3. Margin value = EIRP – Limit value
4. The other EIRP levels were very low against the limit.

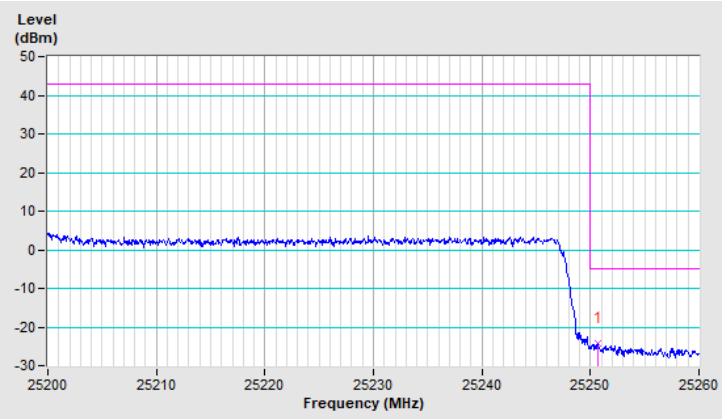

Band	n258	Beam ID	36
Channel	Low	QPSK-1CC	1RB0

Antenna Polarity & Test Distance : Vertical at 2m								
No	Frequency (MHz)	EIRP (dBm)	Limit (dBm)	Margin (dB)	Antenna Height (m)	Table Angle (Degree)	Raw Value (dBuV)	Correction Factor (dB/m)
1	24749.90	-14.47	-5.00	-9.47	1.26 V	358	42.97	-57.44

Remarks:

1. EIRP(dBm) = Raw Value(dBuV) + Correction Factor(dB/m)
2. Correction Factor(dB/m) = Antenna Factor(dB/m) + Cable Factor(dB)+ 20log(D) – 104.8
3. Margin value = EIRP – Limit value
4. The other EIRP levels were very low against the limit.

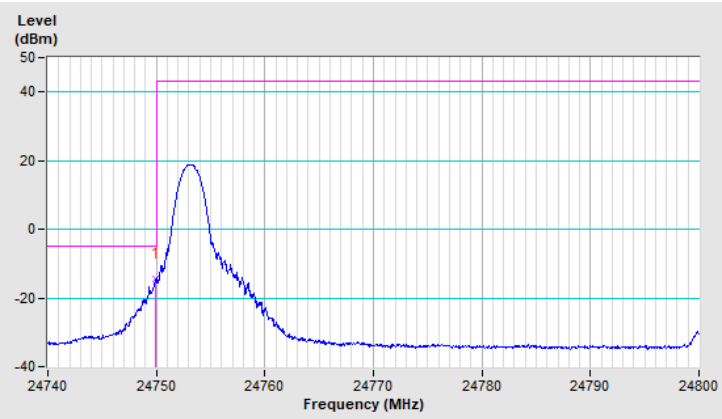

Band	n258	Beam ID	36
Channel	Low	QPSK-1CC	Full RB

Antenna Polarity & Test Distance : Vertical at 2m								
No	Frequency (MHz)	EIRP (dBm)	Limit (dBm)	Margin (dB)	Antenna Height (m)	Table Angle (Degree)	Raw Value (dBuV)	Correction Factor (dB/m)
1	24743.06	-26.08	-5.00	-21.08	1.27 V	359	31.36	-57.44

Remarks:

1. EIRP(dBm) = Raw Value(dBuV) + Correction Factor(dB/m)
2. Correction Factor(dB/m) = Antenna Factor(dB/m) + Cable Factor(dB)+ 20log(D) – 104.8
3. Margin value = EIRP – Limit value
4. The other EIRP levels were very low against the limit.

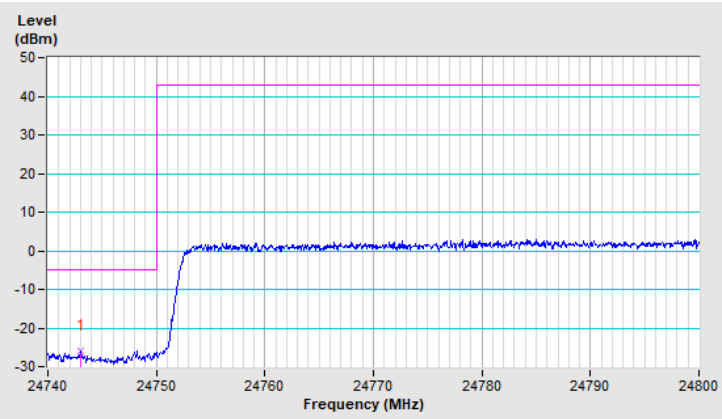

Band	n258	Beam ID	36
Channel	High	QPSK-1CC	1RB31

Antenna Polarity & Test Distance : Vertical at 2m								
No	Frequency (MHz)	EIRP (dBm)	Limit (dBm)	Margin (dB)	Antenna Height (m)	Table Angle (Degree)	Raw Value (dBuV)	Correction Factor (dB/m)
1	25250.40	-19.86	-5.00	-14.86	1.25 V	356	37.76	-57.62

Remarks:

1. EIRP(dBm) = Raw Value(dBuV) + Correction Factor(dB/m)
2. Correction Factor(dB/m) = Antenna Factor(dB/m) + Cable Factor(dB)+ 20log(D) – 104.8
3. Margin value = EIRP – Limit value
4. The other EIRP levels were very low against the limit.

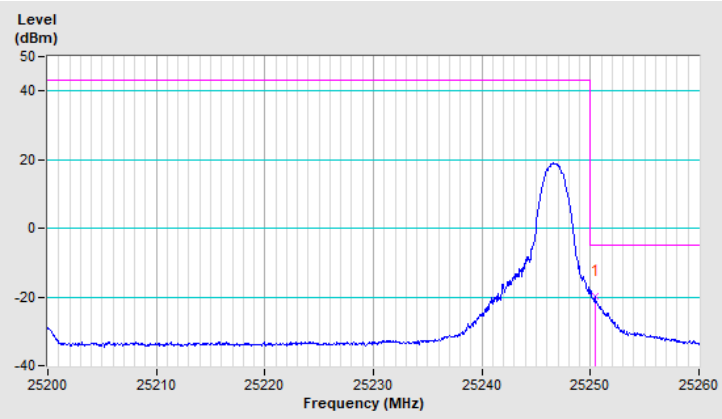

Band	n258	Beam ID	36
Channel	High	QPSK-1CC	Full RB

Antenna Polarity & Test Distance : Vertical at 2m								
No	Frequency (MHz)	EIRP (dBm)	Limit (dBm)	Margin (dB)	Antenna Height (m)	Table Angle (Degree)	Raw Value (dBuV)	Correction Factor (dB/m)
1	25251.06	-26.55	-5.00	-21.55	1.28 V	358	31.07	-57.62

Remarks:

1. EIRP(dBm) = Raw Value(dBuV) + Correction Factor(dB/m)
2. Correction Factor(dB/m) = Antenna Factor(dB/m) + Cable Factor(dB)+ 20log(D) – 104.8
3. Margin value = EIRP – Limit value
4. The other EIRP levels were very low against the limit.

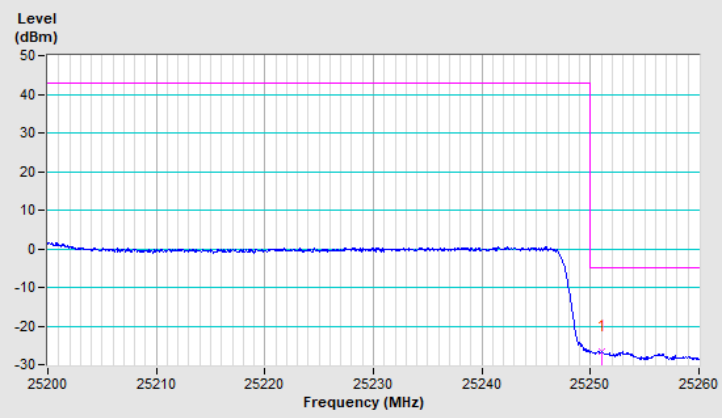

Band	n258	Beam ID	164+36
Channel	Low	QPSK-1CC	1RB0

Antenna Polarity & Test Distance : Vertical at 2m								
No	Frequency (MHz)	EIRP (dBm)	Limit (dBm)	Margin (dB)	Antenna Height (m)	Table Angle (Degree)	Raw Value (dBuV)	Correction Factor (dB/m)
1	24749.78	-10.23	-5.00	-5.23	1.34 V	346	47.21	-57.44

Remarks:

1. EIRP(dBm) = Raw Value(dBuV) + Correction Factor(dB/m)
2. Correction Factor(dB/m) = Antenna Factor(dB/m) + Cable Factor(dB)+ 20log(D) – 104.8
3. Margin value = EIRP – Limit value
4. The other EIRP levels were very low against the limit.

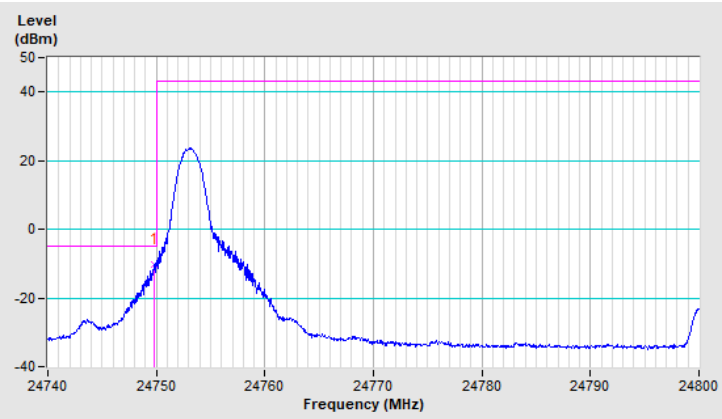

Band	n258	Beam ID	164+36
Channel	Low	QPSK-1CC	Full RB

Antenna Polarity & Test Distance : Vertical at 2m								
No	Frequency (MHz)	EIRP (dBm)	Limit (dBm)	Margin (dB)	Antenna Height (m)	Table Angle (Degree)	Raw Value (dBuV)	Correction Factor (dB/m)
1	24745.52	-24.29	-5.00	-19.29	1.35 V	345	33.15	-57.44

Remarks:

1. EIRP(dBm) = Raw Value(dBuV) + Correction Factor(dB/m)
2. Correction Factor(dB/m) = Antenna Factor(dB/m) + Cable Factor(dB)+ 20log(D) – 104.8
3. Margin value = EIRP – Limit value
4. The other EIRP levels were very low against the limit.

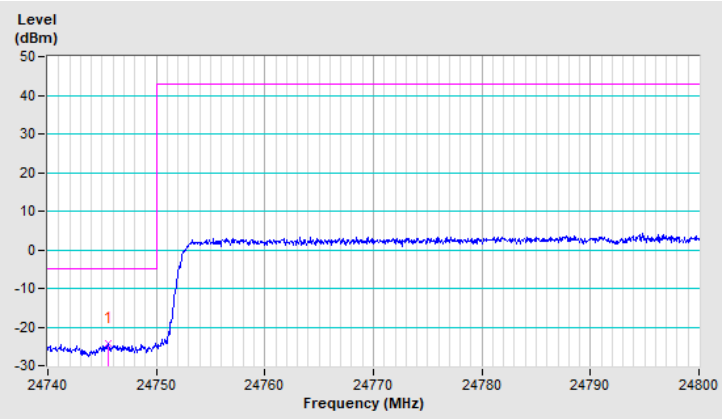

Band	n258	Beam ID	164+36
Channel	High	QPSK-1CC	1RB31

Antenna Polarity & Test Distance : Vertical at 2m								
No	Frequency (MHz)	EIRP (dBm)	Limit (dBm)	Margin (dB)	Antenna Height (m)	Table Angle (Degree)	Raw Value (dBuV)	Correction Factor (dB/m)
1	25250.16	-19.80	-5.00	-14.80	1.33 V	345	37.82	-57.62

Remarks:

1. EIRP(dBm) = Raw Value(dBuV) + Correction Factor(dB/m)
2. Correction Factor(dB/m) = Antenna Factor(dB/m) + Cable Factor(dB)+ 20log(D) – 104.8
3. Margin value = EIRP – Limit value
4. The other EIRP levels were very low against the limit.

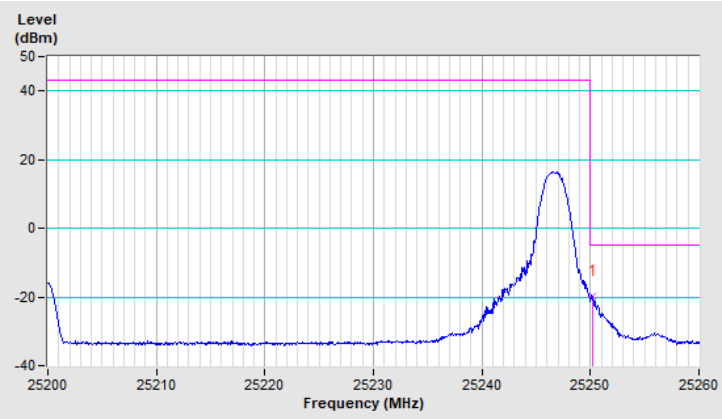

Band	n258	Beam ID	164+36
Channel	High	QPSK-1CC	Full RB

Antenna Polarity & Test Distance : Vertical at 2m								
No	Frequency (MHz)	EIRP (dBm)	Limit (dBm)	Margin (dB)	Antenna Height (m)	Table Angle (Degree)	Raw Value (dBuV)	Correction Factor (dB/m)
1	25250.52	-24.95	-5.00	-19.95	1.33 V	344	32.67	-57.62

Remarks:

1. EIRP(dBm) = Raw Value(dBuV) + Correction Factor(dB/m)
2. Correction Factor(dB/m) = Antenna Factor(dB/m) + Cable Factor(dB)+ 20log(D) – 104.8
3. Margin value = EIRP – Limit value
4. The other EIRP levels were very low against the limit.

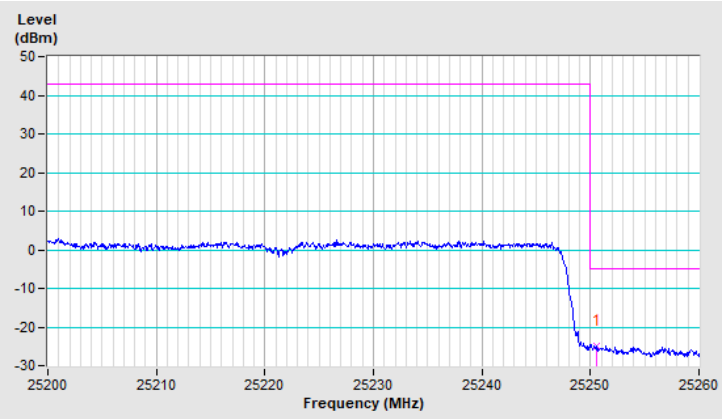

Band	n258	Beam ID	154
Channel	Low	QPSK-2CC	1RB0

Antenna Polarity & Test Distance : Vertical at 2m								
No	Frequency (MHz)	EIRP (dBm)	Limit (dBm)	Margin (dB)	Antenna Height (m)	Table Angle (Degree)	Raw Value (dBuV)	Correction Factor (dB/m)
1	24749.60	-23.09	-5.00	-18.09	1.34 V	347	34.35	-57.44

Remarks:

1. EIRP(dBm) = Raw Value(dBuV) + Correction Factor(dB/m)
2. Correction Factor(dB/m) = Antenna Factor(dB/m) + Cable Factor(dB)+ 20log(D) – 104.8
3. Margin value = EIRP – Limit value
4. The other EIRP levels were very low against the limit.

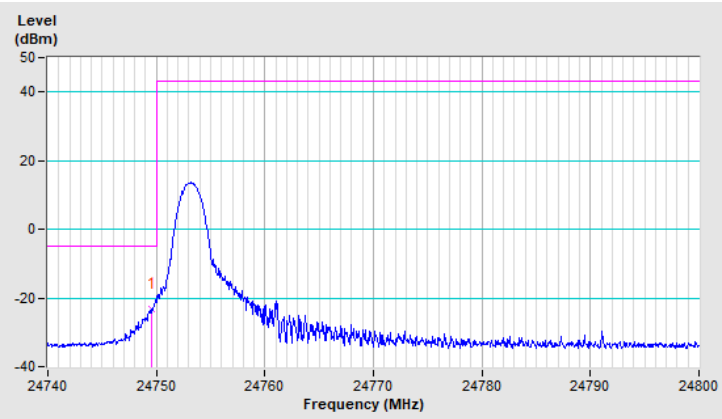

Band	n258	Beam ID	154
Channel	Low	QPSK-2CC	Full RB

Antenna Polarity & Test Distance : Vertical at 2m								
No	Frequency (MHz)	EIRP (dBm)	Limit (dBm)	Margin (dB)	Antenna Height (m)	Table Angle (Degree)	Raw Value (dBuV)	Correction Factor (dB/m)
1	24749.60	-27.18	-5.00	-22.18	1.33 V	346	30.26	-57.44

Remarks:

1. EIRP(dBm) = Raw Value(dBuV) + Correction Factor(dB/m)
2. Correction Factor(dB/m) = Antenna Factor(dB/m) + Cable Factor(dB)+ 20log(D) – 104.8
3. Margin value = EIRP – Limit value
4. The other EIRP levels were very low against the limit.

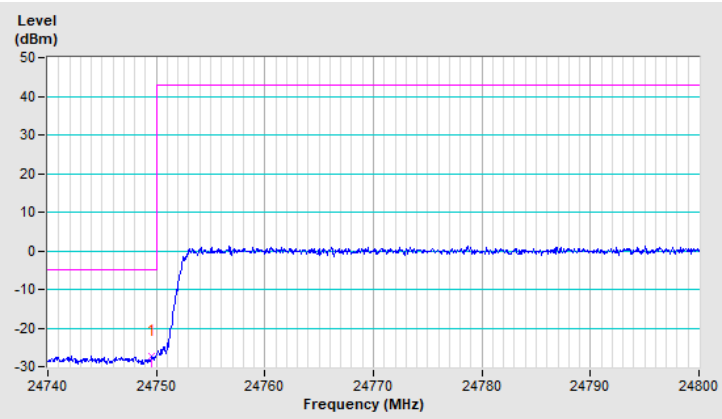

Band	n258	Beam ID	154
Channel	High	QPSK-2CC	1RB65

Antenna Polarity & Test Distance : Vertical at 2m								
No	Frequency (MHz)	EIRP (dBm)	Limit (dBm)	Margin (dB)	Antenna Height (m)	Table Angle (Degree)	Raw Value (dBuV)	Correction Factor (dB/m)
1	25250.22	-23.70	-5.00	-18.70	1.34 V	348	33.92	-57.62

Remarks:

1. EIRP(dBm) = Raw Value(dBuV) + Correction Factor(dB/m)
2. Correction Factor(dB/m) = Antenna Factor(dB/m) + Cable Factor(dB)+ 20log(D) – 104.8
3. Margin value = EIRP – Limit value
4. The other EIRP levels were very low against the limit.

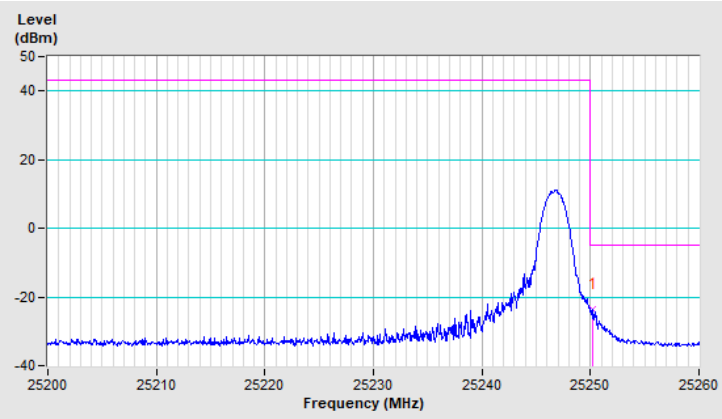

Band	n258	Beam ID	154
Channel	High	QPSK-2CC	Full RB

Antenna Polarity & Test Distance : Vertical at 2m								
No	Frequency (MHz)	EIRP (dBm)	Limit (dBm)	Margin (dB)	Antenna Height (m)	Table Angle (Degree)	Raw Value (dBuV)	Correction Factor (dB/m)
1	25250.52	-25.83	-5.00	-20.83	1.32 V	347	31.79	-57.62

Remarks:

1. EIRP(dBm) = Raw Value(dBuV) + Correction Factor(dB/m)
2. Correction Factor(dB/m) = Antenna Factor(dB/m) + Cable Factor(dB)+ 20log(D) – 104.8
3. Margin value = EIRP – Limit value
4. The other EIRP levels were very low against the limit.

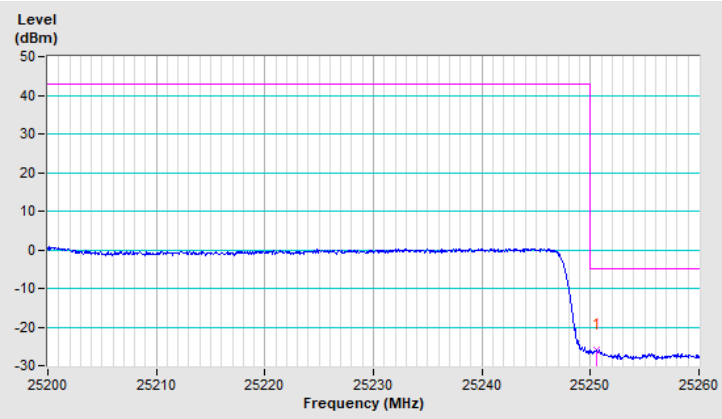

Band	n258	Beam ID	36
Channel	Low	QPSK-2CC	1RB0

Antenna Polarity & Test Distance : Vertical at 2m								
No	Frequency (MHz)	EIRP (dBm)	Limit (dBm)	Margin (dB)	Antenna Height (m)	Table Angle (Degree)	Raw Value (dBuV)	Correction Factor (dB/m)
1	24749.90	-22.87	-5.00	-17.87	1.21 V	359	34.57	-57.44

Remarks:

1. EIRP(dBm) = Raw Value(dBuV) + Correction Factor(dB/m)
2. Correction Factor(dB/m) = Antenna Factor(dB/m) + Cable Factor(dB)+ 20log(D) – 104.8
3. Margin value = EIRP – Limit value
4. The other EIRP levels were very low against the limit.

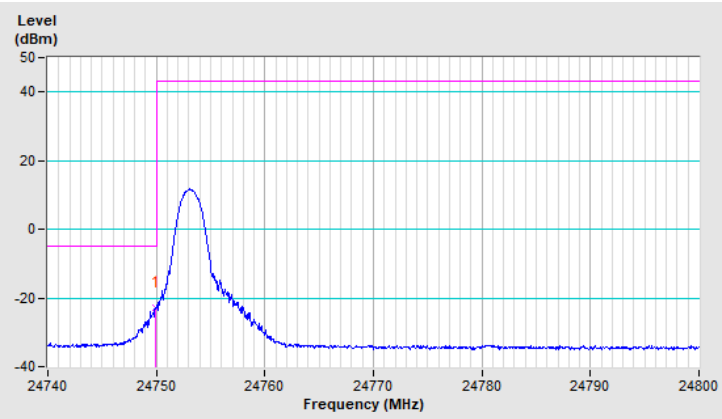

Band	n258	Beam ID	36
Channel	Low	QPSK-2CC	Full RB

Antenna Polarity & Test Distance : Vertical at 2m								
No	Frequency (MHz)	EIRP (dBm)	Limit (dBm)	Margin (dB)	Antenna Height (m)	Table Angle (Degree)	Raw Value (dBuV)	Correction Factor (dB/m)
1	24749.24	-28.18	-5.00	-23.18	1.22 V	358	29.26	-57.44

Remarks:

1. EIRP(dBm) = Raw Value(dBuV) + Correction Factor(dB/m)
2. Correction Factor(dB/m) = Antenna Factor(dB/m) + Cable Factor(dB)+ 20log(D) – 104.8
3. Margin value = EIRP – Limit value
4. The other EIRP levels were very low against the limit.

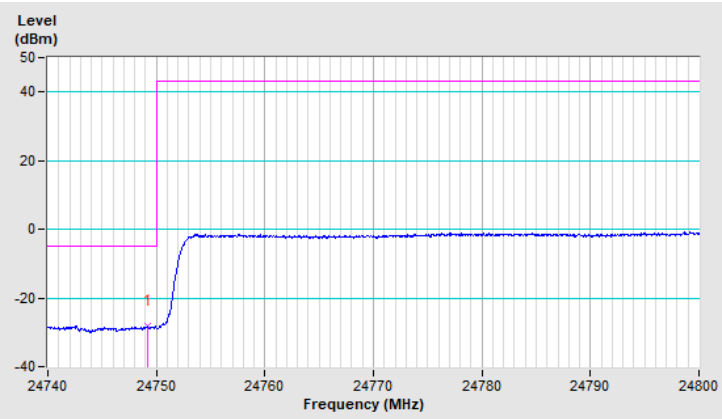

Band	n258	Beam ID	36
Channel	High	QPSK-2CC	1RB65

Antenna Polarity & Test Distance : Vertical at 2m								
No	Frequency (MHz)	EIRP (dBm)	Limit (dBm)	Margin (dB)	Antenna Height (m)	Table Angle (Degree)	Raw Value (dBuV)	Correction Factor (dB/m)
1	25250.28	-27.38	-5.00	-22.38	1.19 V	359	30.24	-57.62

Remarks:

1. EIRP(dBm) = Raw Value(dBuV) + Correction Factor(dB/m)
2. Correction Factor(dB/m) = Antenna Factor(dB/m) + Cable Factor(dB)+ 20log(D) – 104.8
3. Margin value = EIRP – Limit value
4. The other EIRP levels were very low against the limit.

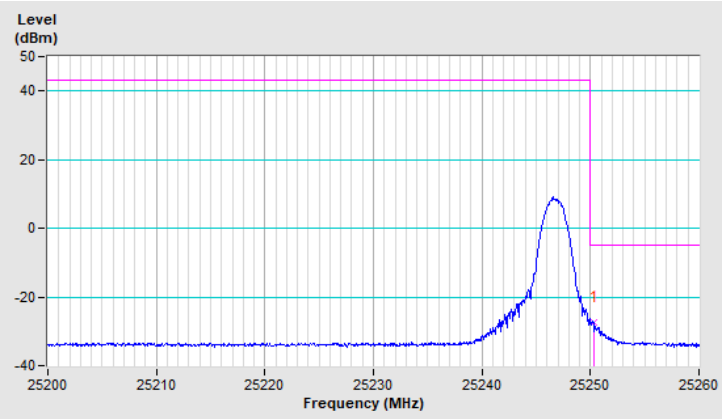

Band	n258	Beam ID	36
Channel	High	QPSK-2CC	Full RB

Antenna Polarity & Test Distance : Vertical at 2m								
No	Frequency (MHz)	EIRP (dBm)	Limit (dBm)	Margin (dB)	Antenna Height (m)	Table Angle (Degree)	Raw Value (dBuV)	Correction Factor (dB/m)
1	25255.14	-27.52	-5.00	-22.52	1.23 V	0	30.10	-57.62

Remarks:

1. EIRP(dBm) = Raw Value(dBuV) + Correction Factor(dB/m)
2. Correction Factor(dB/m) = Antenna Factor(dB/m) + Cable Factor(dB)+ 20log(D) – 104.8
3. Margin value = EIRP – Limit value
4. The other EIRP levels were very low against the limit.

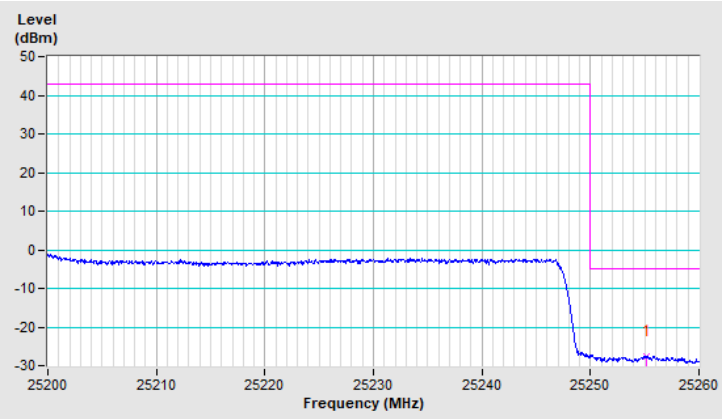

Band	n258	Beam ID	164+36
Channel	Low	QPSK-2CC	1RB0

Antenna Polarity & Test Distance : Vertical at 2m								
No	Frequency (MHz)	EIRP (dBm)	Limit (dBm)	Margin (dB)	Antenna Height (m)	Table Angle (Degree)	Raw Value (dBuV)	Correction Factor (dB/m)
1	24749.78	-23.28	-5.00	-18.28	1.34 V	338	34.16	-57.44

Remarks:

1. EIRP(dBm) = Raw Value(dBuV) + Correction Factor(dB/m)
2. Correction Factor(dB/m) = Antenna Factor(dB/m) + Cable Factor(dB)+ 20log(D) – 104.8
3. Margin value = EIRP – Limit value
4. The other EIRP levels were very low against the limit.

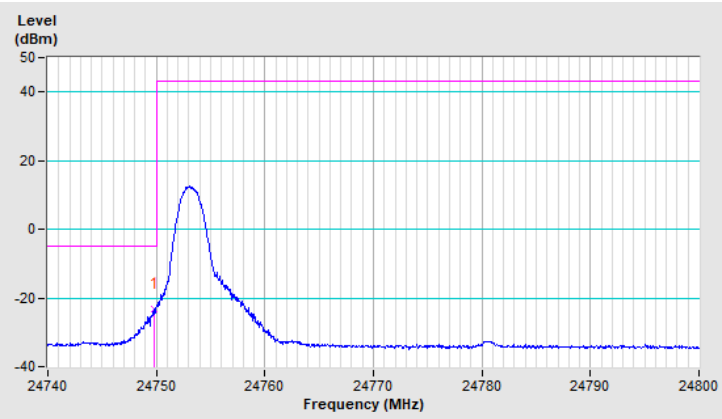

Band	n258	Beam ID	164+36
Channel	Low	QPSK-2CC	Full RB

Antenna Polarity & Test Distance : Vertical at 2m								
No	Frequency (MHz)	EIRP (dBm)	Limit (dBm)	Margin (dB)	Antenna Height (m)	Table Angle (Degree)	Raw Value (dBuV)	Correction Factor (dB/m)
1	24749.84	-25.24	-5.00	-20.24	1.37 V	338	32.20	-57.44

Remarks:

1. EIRP(dBm) = Raw Value(dBuV) + Correction Factor(dB/m)
2. Correction Factor(dB/m) = Antenna Factor(dB/m) + Cable Factor(dB)+ 20log(D) – 104.8
3. Margin value = EIRP – Limit value
4. The other EIRP levels were very low against the limit.

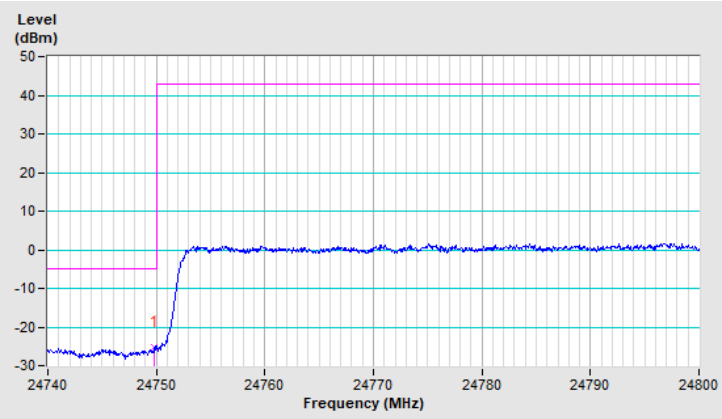

Band	n258	Beam ID	164+36
Channel	High	QPSK-2CC	1RB65

Antenna Polarity & Test Distance : Vertical at 2m								
No	Frequency (MHz)	EIRP (dBm)	Limit (dBm)	Margin (dB)	Antenna Height (m)	Table Angle (Degree)	Raw Value (dBuV)	Correction Factor (dB/m)
1	25250.16	-25.67	-5.00	-20.67	1.34 V	336	31.95	-57.62

Remarks:

1. EIRP(dBm) = Raw Value(dBuV) + Correction Factor(dB/m)
2. Correction Factor(dB/m) = Antenna Factor(dB/m) + Cable Factor(dB)+ 20log(D) – 104.8
3. Margin value = EIRP – Limit value
4. The other EIRP levels were very low against the limit.

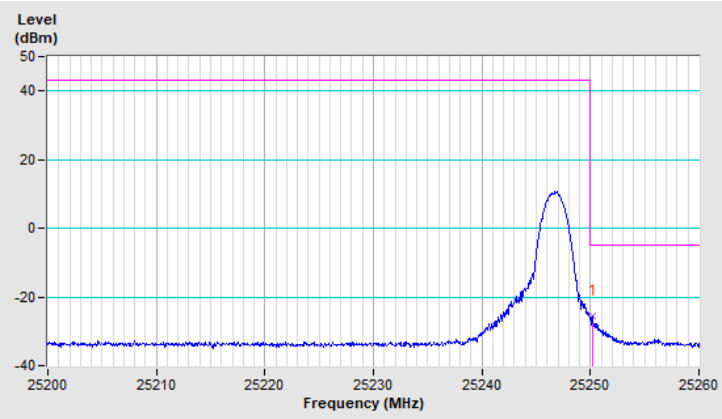

Band	n258	Beam ID	164+36
Channel	High	QPSK-2CC	Full RB

Antenna Polarity & Test Distance : Vertical at 2m								
No	Frequency (MHz)	EIRP (dBm)	Limit (dBm)	Margin (dB)	Antenna Height (m)	Table Angle (Degree)	Raw Value (dBuV)	Correction Factor (dB/m)
1	25250.28	-25.93	-5.00	-20.93	1.38 V	337	31.69	-57.62

Remarks:

1. EIRP(dBm) = Raw Value(dBuV) + Correction Factor(dB/m)
2. Correction Factor(dB/m) = Antenna Factor(dB/m) + Cable Factor(dB)+ 20log(D) – 104.8
3. Margin value = EIRP – Limit value
4. The other EIRP levels were very low against the limit.

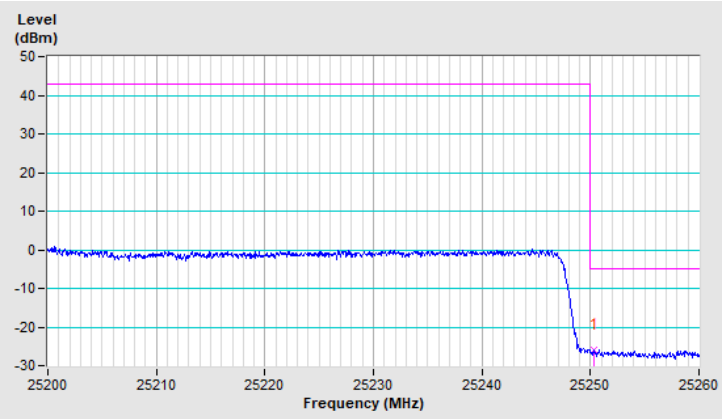

4.5 Frequency Stability Measurement

4.5.1 Limits of Frequency Stability Measurement

The frequency stability shall be sufficient to ensure that the fundamental emission stays within the authorized frequency band.

4.5.2 Test Procedure

a. Device is placed at the oven room. The oven room could control the temperatures and humidity. Power warm up is at least 15 min and power applied should perform before recording frequency error.

b. EUT is connected the external power supply to control the DC input power. The test voltage range is from minimum to maximum working voltage. Each step shall be record the frequency error rate.

c. The temperature range step is 10 degrees in this test items. All temperature levels shall be hold the ±0.5 ℃ during the measurement testing. The each temperature step shall be at least 0.5 hours, consider the EUT could be test under the stability condition.

Note: The frequency error was recorded from the communication simulator.

4.5.3 Test Setup

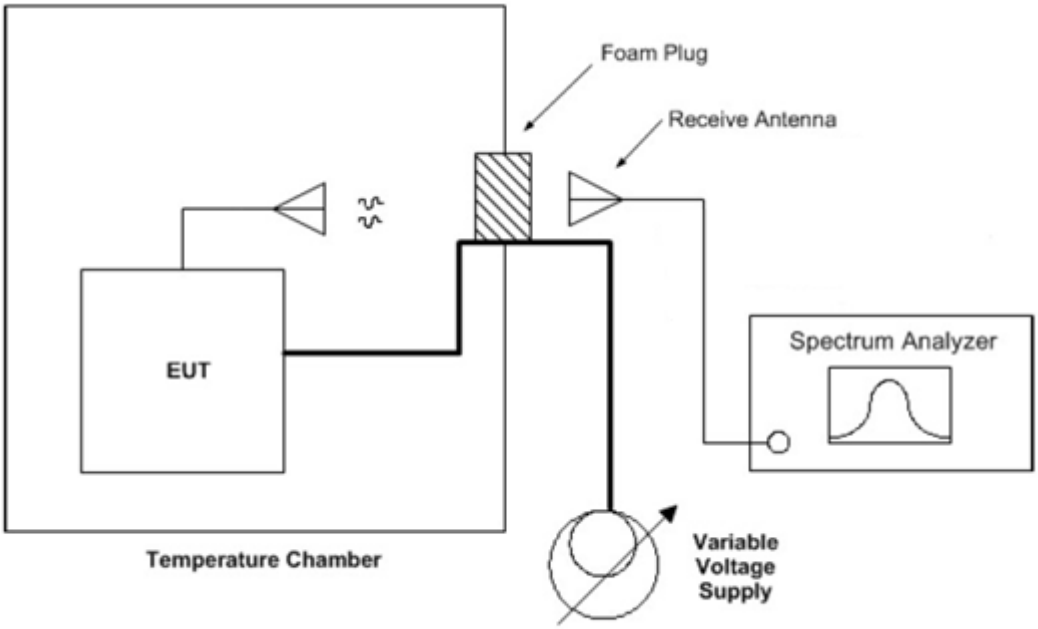

4.5.4 Test Result

n258 (24.25GHz ~ 24.45GHz):

Frequency Stability Versus Temp.

n258				
Temp. (℃)	Power Supply (Vdc)	Measured Frequency (MHz)	FT, ppm	Pass/Fail
-20	3.87	24399.951400	-0.0352	Pass
-10	3.87	24399.964600	0.1885	Pass
0	3.87	24399.965800	0.2377	Pass
10	3.87	24399.965100	0.2090	Pass
20	3.87	24399.958200	-0.0738	Pass
30	3.87	24399.968800	0.3607	Pass
40	3.87	24399.958100	-0.0779	Pass
50	3.87	24399.953800	-0.2541	Pass
60	3.87	24399.955300	-0.1926	Pass

Frequency Error vs. Voltage

n258				
Temp. (℃)	Power Supply (Vdc)	Measured Frequency (MHz)	FT, ppm	Pass/Fail
20	4.45	24399.954900	-0.2090	Pass
	3.87	24399.964100	-0.0738	Pass
	3.28	24399.951100	-0.3648	Pass

n258 (24.75GHz ~ 25.25GHz):

Frequency Stability Versus Temp.

n258				
Temp. (℃)	Power Supply (Vdc)	Measured Frequency (MHz)	FT, ppm	Pass/Fail
-20	3.87	25199.996600	-0.1349	Pass
-10	3.87	25200.002900	0.1151	Pass
0	3.87	25199.998100	-0.0754	Pass
10	3.87	25200.004300	0.1706	Pass
20	3.87	25199.999500	-0.0198	Pass
30	3.87	25200.005300	0.2103	Pass
40	3.87	25200.000500	0.0198	Pass
50	3.87	25200.006900	0.2738	Pass
60	3.87	25199.993000	-0.2778	Pass

Frequency Error vs. Voltage

n258				
Temp. (℃)	Power Supply (Vdc)	Measured Frequency (MHz)	FT, ppm	Pass/Fail
20	4.45	25200.008600	0.0341	Pass
	3.87	25199.992200	-0.0198	Pass
	3.28	25200.002500	0.0992	Pass

5 Pictures of Test Arrangements

Please refer to the attached file (Test Setup Photo).

Appendix – Information of the Testing Laboratories

We, Bureau Veritas Consumer Products Services (H.K.) Ltd., Taoyuan Branch, were founded in 1988 to provide our best service in EMC, Radio, Telecom and Safety consultation. Our laboratories are FCC recognized accredited test firms and accredited according to ISO/IEC 17025.

FCC accreditation scope:

Web Site:
https://apps.fcc.gov/oetcf/eas/reports/ViewTestFirmAccredScopes.cfm?calledFromFrame=N&RequestTimeout=500&regnum_specified=N&test_firm_id=7635

Scope	FCC Rule Parts	Maximum Assessed Frequency in Mhz	Status	Expiration Date	Recognition Date
Intentional Radiators	FCC Part 15 Subpart C	300000.00	Approved	08-06-2023	08-11-2020
U-NII without DFS Intentional Radiators	FCC Part 15, Subpart E	300000.00	Approved	08-06-2023	08-11-2020
U-NII with DFS Intentional Radiators	FCC Part 15, Subpart E	300000.00	Approved	08-06-2023	08-11-2020
UWB Intentional Radiators	FCC Part 15, Subpart F	300000.00	Approved	08-06-2023	08-11-2020
BPL Intentional Radiators	FCC Part 15, Subpart G	300000.00	Approved	08-06-2023	08-11-2020
White Space Device Intentional Radiators	FCC Part 15, Subpart H	300000.00	Approved	08-06-2023	08-11-2020
Commercial Mobile Services	Part 22 (cellular), Part 24, Part 25 (below 3 GHz), Part 27	300000.00	Approved	08-06-2023	08-11-2020
General Mobile Radio Services	Part 22 (non-cellular), Part 90 (below 3 GHz), Part 95 (below 3 GHz), Part 97 (below 3 GHz),Part 101 (below 3 GHz)	300000.00	Approved	08-06-2023	08-11-2020
Citizens Broadband Radio Services	Part 96	300000.00	Approved	08-06-2023	08-11-2020
Maritime and Aviation Radio Services	Part 80, Part 87	300000.00	Approved	08-06-2023	08-11-2020
Microwave and Millimeter Bands Radio Services	Part 25 (above 3 GHz), Part 30, Part 74, Part 90 (above 3 GHz), Part 95 (above 3 GHz), Part 97 (above 3 GHz) Part 101	300000.00	Approved	08-06-2023	08-11-2020
RF Exposure		6000.00	Approved	08-06-2023	08-11-2020
Hearing Aid Compatibility	Part 20	6000.00	Approved	08-06-2023	08-11-2020
Signal Boosters	Part 20, Part 90.219	300000.00	Approved	08-06-2023	08-11-2020

If you have any comments, please feel free to contact us at the following:

Lin Kou EMC/RF Lab
Tel: 886-2-26052180
Fax: 886-2-26051924

Hsin Chu EMC/RF/Telecom Lab
Tel: 886-3-6668565
Fax: 886-3-6668323

Hwa Ya EMC/RF/Safety Lab
Tel: 886-3-3183232
Fax: 886-3-3270892

Email: service.adt@bureauveritas.com
Web Site: http://ee.bureauveritas.com.tw

The address and road map of all our labs can be found in our web site also.

--- END ---