Quick Installation Guide

Wireless USB Adapter
W311MI/U2/U11/U11 Pro

Package contents

- Wireless USB Adapter x 1
- Quick Installation Guide x 1

Install the wireless USB adapter (Example: Windows 10)

Tips
– This wireless USB adapter is compatible with mainstream operating systems, including Windows 7/10/11 and Linux.
– For better internet experience, you are recommended to uninstall any installed wireless USB adapter (see **Scenario 2** in the **Appendix**) and disable or toggle off the built-in wireless adapter in the computer (see **Scenario 1** in the **Appendix**) before installingthe wireless USB adapter.

1. Connect your wireless USB adapter to a USB port on your computer.

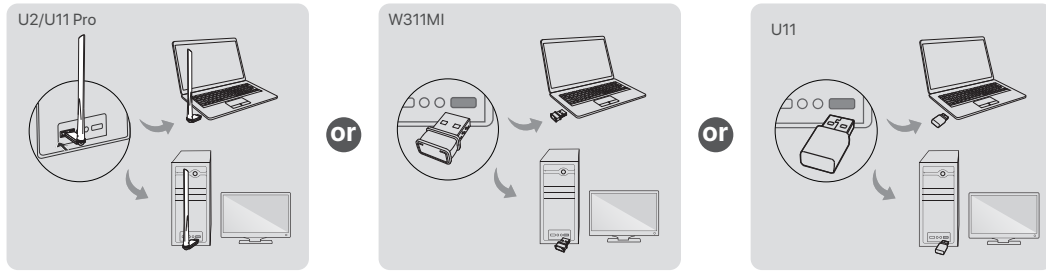

2. Double-click **Setup.exe** in the pop-up window. The following figure is for reference only.

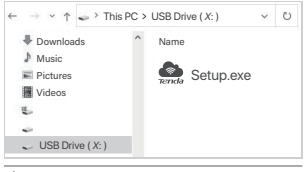

Tips
If the pop-up window does not appear, refer to **Q3** in **FAQ**.

Wait a moment until the initialization finishes. Now you can connect to the Wi-Fi network.

Connect to a Wi-Fi network (Example: Windows 10)

- For computers without built-in wireless adapters: Select the desired Wi-Fi, and then click **Connect**.

- For a computer with multiple wireless adapters, such as a laptop: If you use this wireless USB adapter to connect to a Wi-Fi, select the WLAN corresponding to the wireless USB adapter, such as **WLAN9**. Then connect to the Wi-Fi.

Tips
WLAN is the default name of the built-in wireless adapter in the computer.

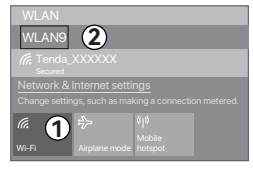

Switch hotspot mode (Example: Windows 10)

After connecting a wireless USB adapter to a computer that is connected to the internet using an Ethernet cable, the wireless USB adapter can function as a soft AP to enable nearby wireless clients to access the internet.

WiFi-enabled devices connect to the hotspot of the computer:

1. Install the wireless USB adapter.
2. Click or , and click to open mobile hotspot.
3. Right-click , and click **Go to Settings**, you will see the **Network name** and **Network password** of the **Wi-Fi**.

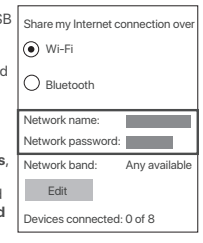

Connect your wireless devices (such as smartphones) to the Wi-Fi network to access the internet.

FAQ

Q1. Nothing happens after the wireless USB adapter is inserted into the USB port of the computer. What should I do?

A1. Try the following solutions:
Refer to **Q2** to check whether the computer has a **USB Drive (*X* :) or TENDA (*X*:)**. If yes, double-click the **USB Drive (*X* :) or TENDA (*X*:)** to install the wireless USB adapter. If not, reinsert the wireless USB adapter into another USB port on the computer.

Q2. The pop-up window does not appear after the wireless USB adapter is connected to the computer. What should I do?

A2. Try the following solutions (Example: Windows 10):
1. Double-click **Computer** ( ) on the desktop.
2. Double-click **USB Drive(*X*:) or TENDA (*X*:)**, and follow the instructions to install the wireless USB adapter.

Q3. The computer is connected to the Wi-Fi network using the wireless USB adapter, but the Wi-Fi network often disconnects. What should I do?

A3. Try the following solutions:
– Connect the wireless USB adapter to your computer without the expansion dock or USB hub.
– Plug the wireless USB adapter into another USB port of the computer.
– Use the wireless USB adapter within the range of Wi-Fi signal coverage, and there are no surrounding occlusions blocking signals.

Appendix

Scenario 1: Disable or toggle off the built-in wireless adapter in the computer.

– Disable the built-in wireless adapter in the computer (Example: Windows 10)

1. Click or , and then select **Network & Internet settings**.
2. Click **Change adapter options**.
3. Find and right-click the built-in wireless adapter in the computer, and click **Disable**.

– Toggle off the WLAN function of the built-in wireless adapter in the computer (Only available for Windows 11)

1. Right-click or , and then select **Network & Internet settings**.
2. Find and click **WLAN** to enter the settings page.

3. Toggle off the WLAN corresponding to the built-in wireless adapter of the computer.

Scenario 2: Uninstall the existing wireless USB adapter driver on your computer. (Example: Windows 10)

1. Click , and then click .
2. Click **Apps**.
3. Target and click the wireless USB adapter program you want to uninstall, and click **Uninstall**.

Get support and services

For technical specifications, user guides and more information, please visit the product page or service page on **www.tendacn.com**. Multiple languages are available.
You can see the product model on the product.

https://www.tendacn.com/service/default.html

CE Mark Warning

This is a Class B product. In a domestic environment, this product may cause radio interference, in which case the user may be required to take adequate measures.
NOTE: (1) The manufacturer is not responsible for any radio or TV interference caused by unauthorized modifications to this equipment. (2) To avoid unnecessary radiation interference, it is recommended to use a shielded RJ45 cable.

Declaration of Conformity
Hereby, SHENZHEN TENDA TECHNOLOGY CO., LTD. declares that the device (Wireless USB Adapter) is in compliance with Directive 2014/53/EU.
The full text of the EU Declaration of Conformity is available at the following internet address: https://www.tendacn.com/download/list-9.html

Operating Frequency/Max Output Power

English: Operating Frequency/Max Output Power
Polski: Częstotliwość pracy / Maksymalna moc wyjściowa
Deutsch: Betriebsfrequenz/Max. Ausgangsleistung
Русский: Рабочая частота/макс. выходная мощность
Français: Fréquence de fonctionnement/Puissance de sortie maximale
Nederlands: Bedrijfsfrequentie/Maximaal uitgangsvermogen
Čeština: Provozní frekvence/maximální výstupní výkon
Română: Frecvența de funcționare/Puterea maximă de ieșire
Português: Frequência de Funcionamento/Potência Máxima de Saída
Svenska: Driftsfrekvens / Max Uteffekt
Slovenský: Prevádzková frekvencia/maximálny výstupný výkon
Ελληνικά: Συχνότητα Λειτουργίας/Μέγιστη Ισχύς Εξόδου
Magyar: Működési frekvencia/Maximális kimeneti teljesítmény
Italiano: Frequenza operativa/Potenza di uscita massima
Български: Работна честота/максимална изходна мощност
Español: Frecuencia operativa/Potencia de salida máxima
Eesti: Töösagedus/Max väljundvõimsus
Dansk: Driftsfrekvens/Maks. Udgangseffekt
Suomi: Toimintataajuus/maksimilähtöteho
Hrvatski: Radna frekvencija/Maksimalna izlazna snaga
Latviešu: Operēšošās frekvences/ Maksimālā jauda
Lietuvių: Darbinis dažnis / maksimali išėjimo galia
Slovenščina: Delovna frekvenca/Največja izhodna moč
Türkçe: Çalışma Frekansı/Maks. Çıkış Gücü
عربي: تردد التشغيل / الحد الأقصى لطاقة الإخراج

2412MHz-2472MHz/20dBm
U11/U11 Pro:
5150MHz-5250MHz (indoor use only)/23dBm
5725MHz-5850MHz (indoor use only)/20dBm

Safety Precautions

Before operating, read the operation instructions and precautions to be taken, and follow them to prevent accidents. The warning and danger items in other documents do not cover all the safety precautions that must be followed. They are only supplementary information, and the installation and maintenance personnel need to understand the basic safety precautions to be taken.
- Do not use the device in a place where wireless devices are not allowed.
- Operating temperature: 0℃ - 40℃ (32℉ - 104℉)..
- Keep the device away from water, fire, high electric field, high magnetic field, and inflammable and explosive items.
- Unplug this device during lightning storms or when the device is unused for long periods.
- If such phenomena as smoke, abnormal sound or smell appear when you use the device, immediately stop using it and contact the after-sales service personnel.
- Disassembling or modifying the device or its accessories without authorization voids the warranty, and might cause safety hazards.
- Refer all servicing to qualified service personnel.
- Disconnect the power source during servicing.
- Keep this device out of reach of children to prevent children from using it as a toy and causing personal injury.

For the latest safety precautions, see **Safety and Regulatory Information** on **www.tendacn.com**.

	AT	BE	BG	CH	CY	CZ	DE	DK	EE	EL	ES	FI	FR	HR	HU	IE
	IS	IT	LI	LT	LU	LV	MT	NL	NO	PL	PT	RO	SE	SI	SK	UK(NI)
	UK															

English-Attention: In EU member states, EFTA countries, Northern Ireland and Great Britain, the operation in the frequency range 5150MHz-5250MHz (U11/U11 Pro) is only permitted indoors.
Polski-Uwaga: W państwach członkowskich UE, krajach Europejskiego Stowarzyszenia Wolnego Handlu (EFTA), Irlandii Północnej i Wielkiej Brytanii praca w zakresie częstotliwości 5150MHz-5250MHz (U11/U11 Pro) jest dozwolona tylko w pomieszczeniach.
Deutsch-Achtung: In den EU-Mitgliedsstaaten, den EFTA-Ländern, Nordirland und Großbritannien ist der Betrieb im Frequenzbereich 5150MHz-5250MHz (U11/U11 Pro) nur in Innenräumen erlaubt.
Français-Attention: Dans les États membres de l'UE, les pays de l'AELE, l'Irlande du Nord et la Grande-Bretagne, l'utilisation dans la gamme de fréquences 5150MHz-5250MHz (U11/U11 Pro) n'est autorisée qu'en intérieur.
Nederlands-Aandacht: In de EU-lidstaten, de EVA-landen, Noord-Ierland en Groot-Brittannië is gebruik in het 5150MHz-5250MHz (U11/U11 Pro) frequentiebereik alleen binnenshuis toegestaan.
Čeština-Pozor: V členských státech EU, zemích ESVO, Severním Irsku a Velké Británii je provoz ve frekvenčním rozsahu 5150MHz-5250MHz (U11/U11 Pro) povolen pouze v interiéru.
Română-Atenție: În statele membre UE, țările EFTA, Irlanda de Nord și Marea Britanie, operarea în intervalul de frecvență 5150MHz-5250MHz (U11/U11 Pro) este permisă numai în interior.
Português-Atenção: Nos estados membros da UE, países da EFTA, Irlanda do Norte e Grã-Bretanha, o funcionamento na gama de frequências 5150MHz-5250MHz (U11/U11 Pro) só é permitido no interior.
Svenska-Uppmärksamhet: I EU medlemsstater, EFTA - länderna, Nordirland och Storbritannien är det endast tillåtet att använda frekvensområdet 5150MHz-5250MHz MHz (U11/U11 Pro) inomhus.
Slovenčina-Pozor: V členských štátoch EÚ, krajinách EFTA, Severnom Írsku a Veľkej Británii je prevádzka vo frekvenčnom pásme 5150MHz-5250MHz (U11/U11 Pro) povolená len v interiéri.
Ελληνικά-Προσοχή: Στα κράτη μέλη της ΕΕ, στις χώρες της ΕΖΕΣ, στη Βόρεια Ιρλανδία και στη Μεγάλη Βρετανία, η λειτουργία στην περιοχή συχνοτήτων 5150MHz-5250MHz (U11/U11 Pro) επιτρέπεται μόνο σε εσωτερικούς χώρους.

FCC Statement

This equipment has been tested and found to comply with the limits for a Class B digital device, pursuant to Part 15 of the FCC Rules. These limits are designed to provide reasonable protection against harmful interference in a residential installation. This equipment generates, uses and can radiate radio frequency energy and, if not installed and used in accordance with the instructions, may cause harmful interference to radio communications. However, there is no guarantee that interference will not occur in a particular installation. If this equipment does cause harmful interference to radio or television reception, which can be determined by turning the equipment off and on, the user is encouraged to try to correct the interference by one or more of the following measures:
— Reorient or relocate the receiving antenna.
— Increase the separation between the equipment and receiver.
— Connect the equipment into an outlet on a circuit different from that to which the receiver is connected.
— Consult the dealer or an experienced radio/TV technician for help.
Operation is subject to the following two conditions: (1) this device may not cause harmful interference, and (2) this device must accept any interference received, including interference that may cause undesired operation.
Radiation Exposure Statement
This device complies with FCC radiation exposure limits set forth for an uncontrolled environment and it also complies with Part 15 of the FCC RF Rules.
This device has been tested and complied with FCC Body SAR limits at 5mm distance.

Magyar-Figyelem: Az EU-tagállamokban, az EFTA-országokban, Észak-Írországban és Nagy-Britanniában az 5150MHz-5250MHz (U11/U11 Pro) -es frekvenciatartományban való működtetés csak beltérben engedélyezett.
Italiano-Attenzione: Negli Stati membri dell'UE, nei Paesi EFTA, nell'Irlanda del Nord e in Gran Bretagna, il funzionamento nella gamma di frequenze 5150MHz-5250MHz (U11/U11 Pro) è consentito solo in ambienti chiusi.
Български-Внимание: В страните-членки на ЕС, страните от ЕАСТ, Северна Ирландия и Великобритания, работата в честотния диапазон 5150MHz-5250MHz (U11/U11 Pro) е разрешена само на закрито.
Español-Atención: En los estados miembros de la UE, los países de la AELC, Irlanda del Norte y Gran Bretaña, el rango de frecuencia operativa de 5150MHz-5250MHz (U11/U11 Pro) solo está permitido en interiores.
Eesti-Tähelepanu: EL-o liikmesriikides, EFTA riikides, Põhja-Iirimaal ja Suurbritannias on sagedusvahemikus 5150MHz-5250MHz (U11/U11 Pro) kasutamine lubatud ainult siseruumides.
Dansk-Bemærk: I EU-medlemslandene, EFTA-landene, Nordirland og Storbritannien er drift i frekvensområdet 5150MHz-5250MHz (U11/U11 Pro) kun tilladt indendørs.
Suomi-Huom: Eu-maissa, EFTA-maissa sekä Isossa-Britanniassa ja Pohjois-Irlannissa taajuusaluetta 5150MHz-5250MHz (U11/U11 Pro) on sallittua käyttää ainoastaan sisätiloissa.
Hrvatski-Pozornost: U državama članicama EU, zemljama EFTA-e, Sjevernoj Irskoj i Velikoj Britaniji, rad u frekvencijskom rasponu od 5150MHz-5250MHz (U11/U11 Pro) dopušten je samo u zatvorenom prostoru.
Latviešu-Uzmanību: ES valstīs, EBTA valstīs, Ziemeļīrijā un Lielbritānijā, operēšana iekštelpās ir atļauta tikai 5150MHz-5250MHz (U11/U11 Pro) diapazonā.
Lietuvių-Dėmesio: ES valstybėse narėse, ELPA šalyse, Šiaurės Airijoje ir Didžiojoje Britanijoje 5150MHz-5250MHz (U11/U11 Pro) dažnių diapazone leidžiama veikti tik patalpose.
Slovenščina-Pozor: V državah članicah EU, državah EFTA, Severni Irski in Veliki Britaniji je delovanje v frekvenčnem območju 5150MHz-5250MHz (U11/U11 Pro) dovoljeno samo v zaprtih prostorih.
Íslenska-Athugið: Í aðildarríkjum ESB, EFTA-löndum, Norður-Írlandi og Bretlandi er rekstur á tíðnisviðinu 5150MHz-5250MHz (U11/U11 Pro) aðeins leyfður innandyra.
Norsk-OBS: I EUs medlemsland, EFTA-land, Nord-Irland og Storbritannia er drift i frekven området 5150MHz-5250MHz (U11/U11 Pro) kun tillatt innendørs.

Caution:
Any changes or modifications not expressly approved by the party responsible for compliance could void the user's authority to operate this equipment.
This transmitter must not be co-located or operating in conjunction with any other antenna or transmitter.
Operating frequency: W311MI/U2: 2412MHz-2462MHz
U11/U11 Pro: 2412MHz-2462MHz, 5150MHz-5250MHz, 5725MHz-5850MHz

NOTE: (1) The manufacturer is not responsible for any radio or TV interference caused by unauthorized modifications to this equipment. (2) To avoid unnecessary radiation interference, it is recommended to use a shielded RJ45 cable.

RECYCLING

This product bears the selective sorting symbol for Waste Electrical and Electronic Equipment (WEEE). This means that this product must be handled pursuant to European directive 2012/19/EU in order to be recycled or dismantled to minimize its impact on the environment.
User has the choice to give his product to a competent recycling organization or to the retailer when he buys a new electrical or electronic equipment.

LA OPERACIóN DE ESTE DISPOSITIVO ESTA SUJETA A LAS SIGUIENTES CONDICIONES:
a) Es posible que este equipo o dispositivo no cause interferencia perjudicial.
b) Este equipo o dispositivo debe aceptar cualquier tipo de interferencia, incluyendo la que pueda causar su operación no deseada.
Estimado usuario: Antes de utilizar este producto lo invitamos a leer el siguiente manual para que conozca todas sus funciones y características.

Producto	NOMBRE DEL PRODUCTO: Adaptador USB Inalámbrico MODELO: U2, U11, W311MI, U11 Pro
PAIS DE ORIGEN: CHINA	NOM

Technical Support
Shenzhen Tenda Technology Co., Ltd.
Floor 6-8, Tower E3, No.1001, Zhongshanyuan Road, Nanshan District, Shenzhen, China. 518052
Website: www.tendacn.com
E-mail: support@tenda.com.cn
support.us@tenda.cn (North America)
support.uk@tenda.cn (United Kingdom)

Copyright © 2024 Shenzhen Tenda Technology Co., Ltd. All rights reserved.
Tenda is a registered trademark legally held by Shenzhen Tenda Technology Co., Ltd. Other brand and product names mentioned herein are trademarks or registered trademarks of their respective holders. Specifications are subject to change without notice.

V1.3 Keep for future reference.