ac40_5795MHz_Chain 0

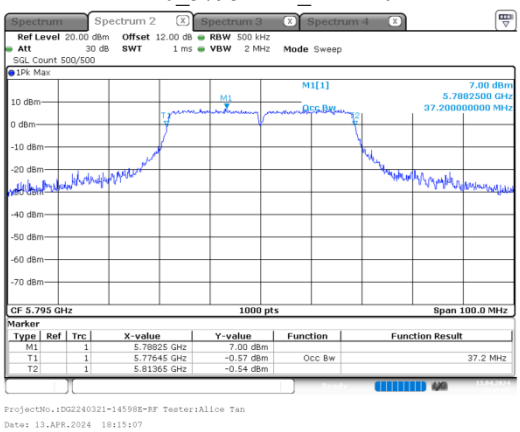

ac80_5775MHz_Chain 0

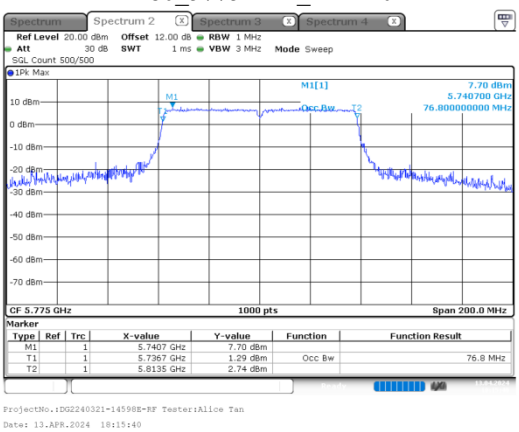

ax20_5745MHz_RU_Full_Chain 0

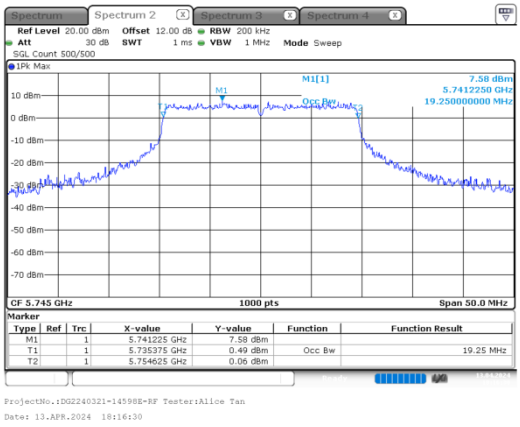

ax20_5785MHz_RU_Full_Chain 0

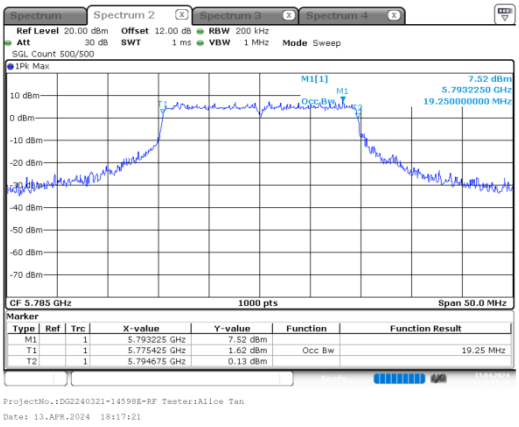

ax20_5825MHz_RU_Full_Chain 0

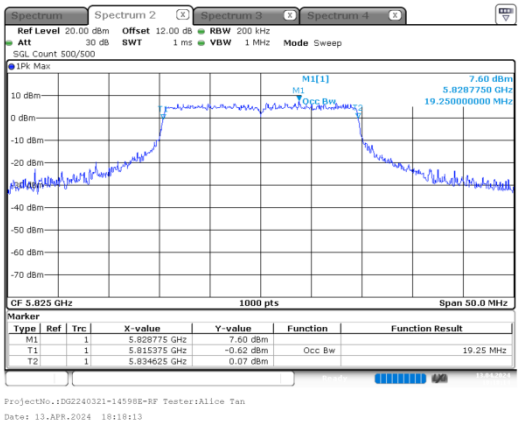

ax40_5755MHz_RU_Full_Chain 0

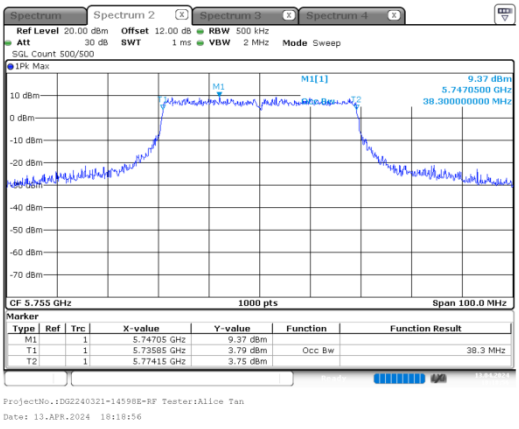

ax40_5795MHz_RU_Full_Chain 0

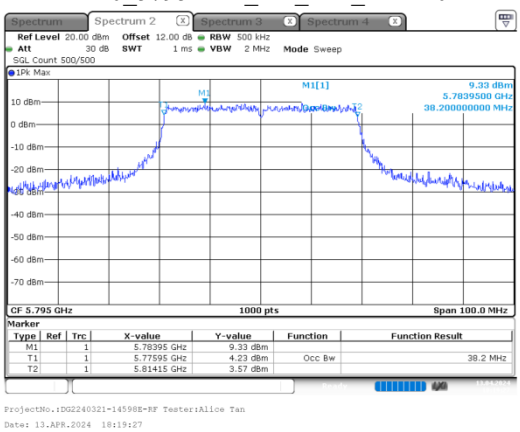

ax80_5775MHz_RU_Full_Chain 0

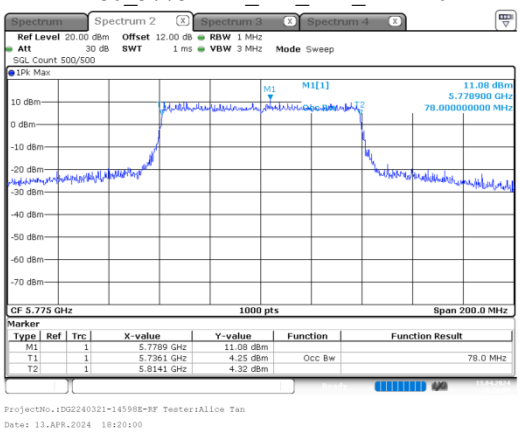

5.5 Maximum Conducted Output Power

Serial No.:	2J0M-3	**Test Date:**	2024/04/13
Test Site:	RF	**Test Mode:**	Transmitting
Tester:	Alice Tan	**Test Result:**	Pass

Environmental Conditions:

Temperature: (℃)	27.3	Relative Humidity: (%)	53	ATM Pressure: (kPa)	100.2

Test Equipment List and Details:

Manufacturer	Description	Model	Serial Number	Calibration Date	Calibration Due Date
Agilent	USB Wideband Power Sensor	U2022XA	MY54170006	2023/10/18	2024/10/17
Eastsheep	Coaxial Attenuator	5W-N-JK-6G-10dB	F-08-EM502	2023/9/10	2024/9/9

** Statement of Traceability: Bay Area Compliance Laboratories Corp. (Dongguan) attests that all calibrations have been performed, traceable to National Primary Standards and International System of Units (SI).*

Test Data:

5150-5250 MHz:

Test Modes	Test Frequency (MHz)	Max. Conducted Average Output Power(dBm)	
		reading	Limit
802.11a	5180	14.75	24
	5200	16.65	24
	5240	**16.94**	24
802.11n ht20	5180	16.82	24
	5200	16.47	24
	5240	16.69	24
802.11n ht40	5190	16.15	24
	5230	16.86	24
802.11ac vht20	5180	16.25	24
	5200	16.84	24
	5240	16.79	24
802.11ac vht40	5190	15.18	24
	5230	16.48	24
802.11ac vht80	5210	13.34	24
802.11ax he20	5180	15.28	24
	5200	16.38	24
	5240	16.83	24
802.11ax he40	5190	15.81	24
	5230	16.52	24
802.11ax he80	5210	13.89	24

5725-5850 MHz:

Test Modes	Test Frequency (MHz)	Max. Conducted Average Output Power(dBm)	
		Result	Limit
802.11a	5745	**16.98**	30
	5785	16.95	30
	5825	16.96	30
802.11n ht20	5745	16.52	30
	5785	16.89	30
	5825	16.83	30
802.11n ht40	5755	16.89	30
	5795	16.93	30
802.11ac vht20	5745	16.94	30
	5785	16.96	30
	5825	16.78	30
802.11ac vht40	5755	16.94	30
	5795	16.9	30
802.11ac vht80	5795	16.52	30
802.11ax he20	5745	16.95	30
	5785	16.98	30
	5825	16.9	30
802.11ax he40	5755	16.87	30
	5795	16.79	30
802.11ax he80	5795	16.83	30

5.6Maximum power spectral density

Serial No.:	2J0M-3	**Test Date:**	2024/04/13~2024/04/24
Test Site:	RF	**Test Mode:**	Transmitting
Tester:	Alice Tan	**Test Result:**	Pass

Environmental Conditions:

Temperature: (℃)	25.2-26.3	**Relative Humidity: (%)**	52-55	**ATM Pressure: (kPa)**	100.2-100.5

Test Equipment List and Details:

Manufacturer	Description	Model	Serial Number	Calibration Date	Calibration Due Date
R&S	Spectrum Analyzer	FSV40	101947	2023/10/18	2024/10/17
Eastsheep	Coaxial Attenuator	5W-N-JK-6G-10dB	F-08-EM502	2023/09/10	2024/09/09

** Statement of Traceability: Bay Area Compliance Laboratories Corp. (Dongguan) attests that all calibrations have been performed, traceable to National Primary Standards and International System of Units (SI).*

Test Data:

5150-5250 MHz:

Mode	Value (dBm/MHz)	Duty Cycle Factor (dB)	PSD (dBm/MHz)	Limit (dBm/MHz)	Result
a_5180MHz_Chain 0	1.71	1.13	2.84	11.00	Pass
a_5200MHz_Chain 0	3.96	1.13	5.09	11.00	Pass
a_5240MHz_Chain 0	4.09	1.13	5.22	11.00	Pass
n20_5180MHz_Chain 0	4.74	0	4.74	11.00	Pass
n20_5200MHz_Chain 0	5.11	0	5.11	11.00	Pass
n20_5240MHz_Chain 0	4.93	0	4.93	11.00	Pass
n40_5190MHz_Chain 0	1.89	0	1.89	11.00	Pass
n40_5230MHz_Chain 0	2.20	0	2.2	11.00	Pass
ac20_5180MHz_Chain 0	4.57	0	4.57	11.00	Pass
ac20_5200MHz_Chain 0	4.98	0	4.98	11.00	Pass
ac20_5240MHz_Chain 0	5.31	0	5.31	11.00	Pass
ac40_5190MHz_Chain 0	0.71	0	0.71	11.00	Pass
ac40_5230MHz_Chain 0	2.25	0	2.25	11.00	Pass
ac80_5210MHz_Chain 0	-3.87	0	-3.87	11.00	Pass
ax20_5180MHz_RU_Full_Chain 0	3.57	0	3.57	11.00	Pass
ax20_5200MHz_RU_Full_Chain 0	4.92	0	4.92	11.00	Pass
ax20_5240MHz_RU_Full_Chain 0	5.05	0	5.05	11.00	Pass
ax40_5190MHz_RU_Full_Chain 0	0.59	0	0.59	11.00	Pass
ax40_5230MHz_RU_Full_Chain 0	2.10	0	2.1	11.00	Pass
ax80_5210MHz_RU_Full_Chain 0	-4.29	0	-4.29	11.00	Pass

Note:
For 802.11a mode,
Duty cycle <98%, duty cycle variations are less than ±2%
KDB 789033 D02 General UNII Test Procedures New Rules v02r01 Method SA-2 applied. Duty cycle factor was calculated.

For other than 802.11a mode,
Duty cycle <98%, duty cycle variations exceed ±2%
KDB 789033 D02 General UNII Test Procedures New Rules v02r01 Method SA-3 applied.

5725-5850 MHz:

Mode	Value (dBm/500kHz)	Duty Cycle Factor (dB)	PSD (dBm/500kHz)	Limit (dBm/500kHz)	Result
a_5745MHz_Chain 0	1.30	0.69	1.99	30.00	Pass
a_5785MHz_Chain 0	0.93	0.69	1.62	30.00	Pass
a_5825MHz_Chain 0	1.19	0.69	1.88	30.00	Pass
n20_5745MHz_Chain 0	1.92	0	1.92	30.00	Pass
n20_5785MHz_Chain 0	1.55	0	1.55	30.00	Pass
n20_5825MHz_Chain 0	1.51	0	1.51	30.00	Pass
n40_5755MHz_Chain 0	-1.42	0	-1.42	30.00	Pass
n40_5795MHz_Chain 0	-1.57	0	-1.57	30.00	Pass
ac20_5745MHz_Chain 0	1.52	0	1.52	30.00	Pass
ac20_5785MHz_Chain 0	1.54	0	1.54	30.00	Pass
ac20_5825MHz_Chain 0	1.53	0	1.53	30.00	Pass
ac40_5755MHz_Chain 0	-1.47	0	-1.47	30.00	Pass
ac40_5795MHz_Chain 0	-1.58	0	-1.58	30.00	Pass
ac80_5775MHz_Chain 0	-4.69	0	-4.69	30.00	Pass
ax20_5745MHz_RU_Full_Chain 0	1.43	0	1.43	30.00	Pass
ax20_5785MHz_RU_Full_Chain 0	1.37	0	1.37	30.00	Pass
ax20_5825MHz_RU_Full_Chain 0	1.29	0	1.29	30.00	Pass
ax40_5755MHz_RU_Full_Chain 0	-1.56	0	-1.56	30.00	Pass
ax40_5795MHz_RU_Full_Chain 0	-1.75	0	-1.75	30.00	Pass
ax80_5775MHz_RU_Full_Chain 0	-4.63	0	-4.63	30.00	Pass

Note:
For 802.11a mode,
Duty cycle <98%, duty cycle variations are less than ±2%
KDB 789033 D02 General UNII Test Procedures New Rules v02r01 Method SA-2 applied. Duty cycle factor was calculated.

For other than 802.11a mode,
Duty cycle <98%, duty cycle variations exceed ±2%
KDB 789033 D02 General UNII Test Procedures New Rules v02r01 Method SA-3 applied.

5150-5250 MHz:

a_5180MHz_Chain 0

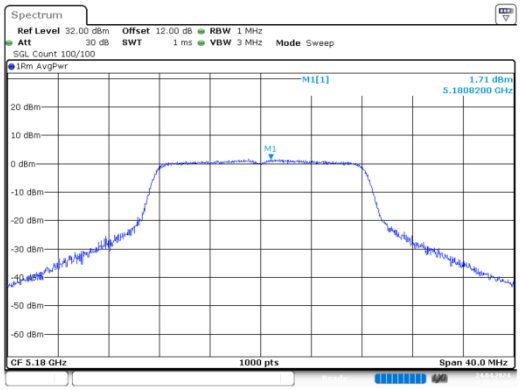

a_5200MHz_Chain 0

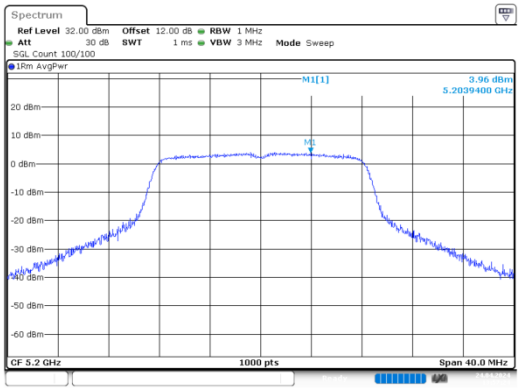

a_5240MHz_Chain 0

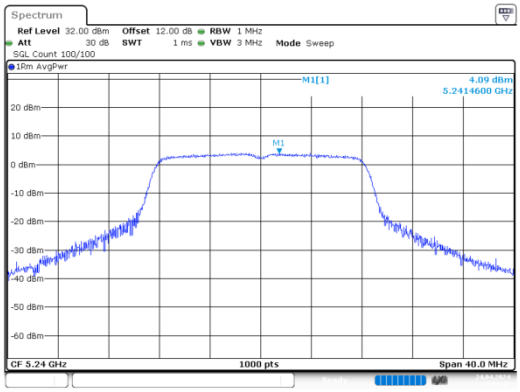

n20_5180MHz_Chain 0

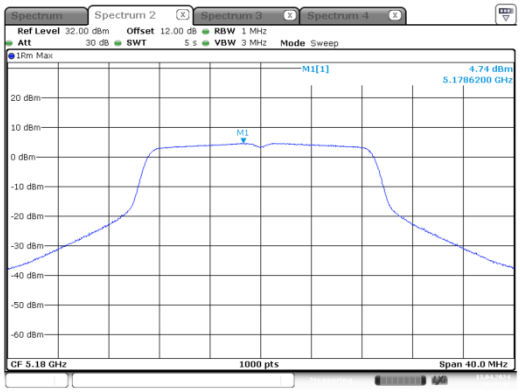

n20_5200MHz_Chain 0

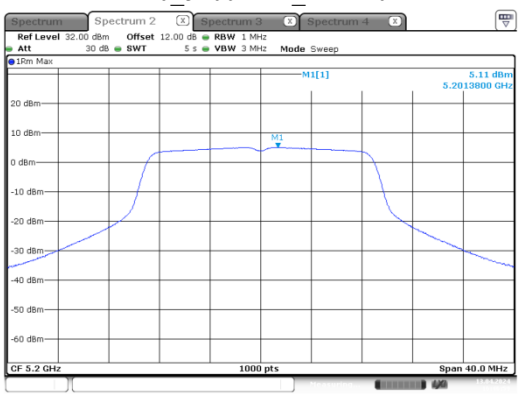

n20_5240MHz_Chain 0

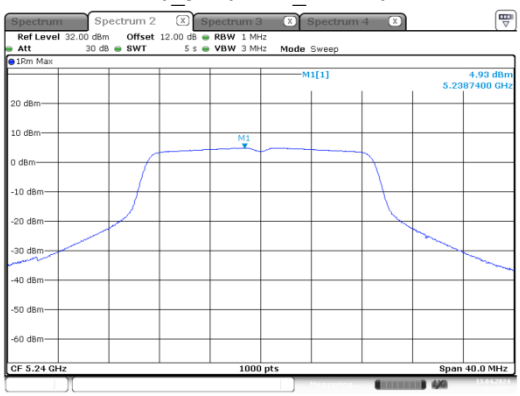

n40_5190MHz_Chain 0

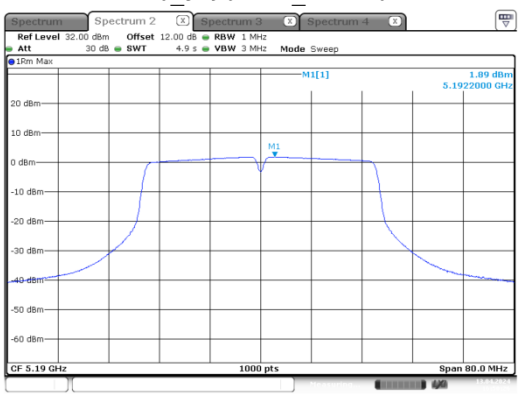

ProjectNo.:DG2240321-14598E-RF Tester:Alice Tan
Date: 13.APR.2024 16:50:26

n40_5230MHz_Chain 0

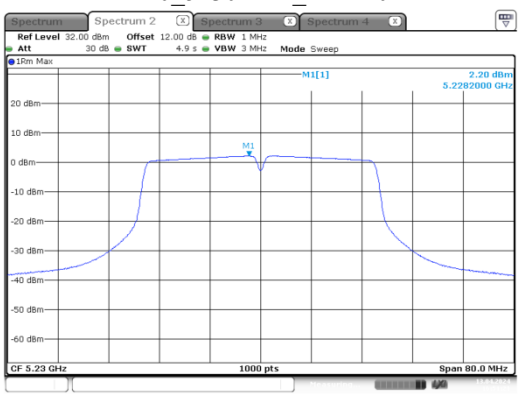

ProjectNo.:DG2240321-14598E-RF Tester:Alice Tan
Date: 13.APR.2024 16:51:21

ac20_5180MHz_Chain 0

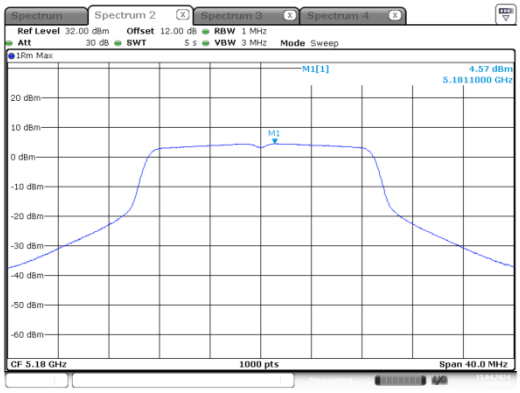

ProjectNo.:DG2240321-14598E-RF Tester:Alice Tan
Date: 13.APR.2024 17:00:10

ac20_5200MHz_Chain 0

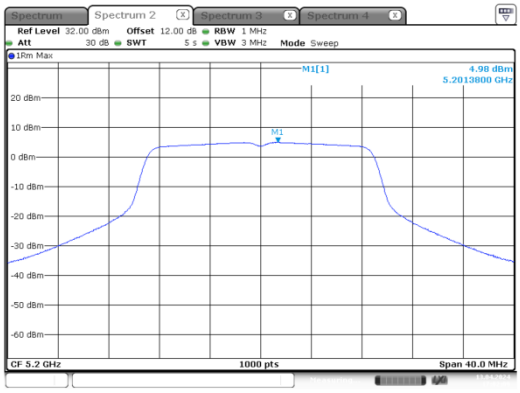

ProjectNo.:DG2240321-14598E-RF Tester:Alice Tan
Date: 13.APR.2024 17:02:09

ac20_5240MHz_Chain 0

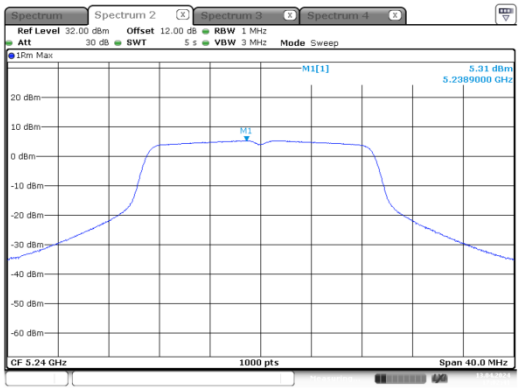

ProjectNo.:DG2240321-14598E-RF Tester:Alice Tan
Date: 13.APR.2024 17:02:41

ac40_5190MHz_Chain 0

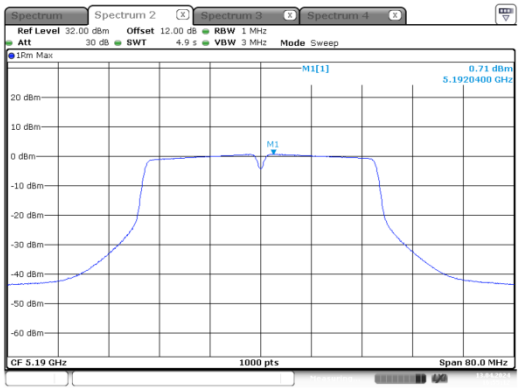

ProjectNo.:DG2240321-14598E-RF Tester:Alice Tan
Date: 13.APR.2024 16:55:12

ac40_5230MHz_Chain 0

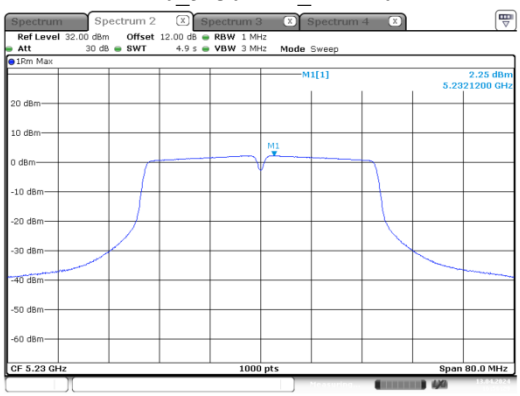

ProjectNo.:DG2240321-14598E-RF Tester:Alice Tan
Date: 13.APR.2024 16:56:29

ac80_5210MHz_Chain 0

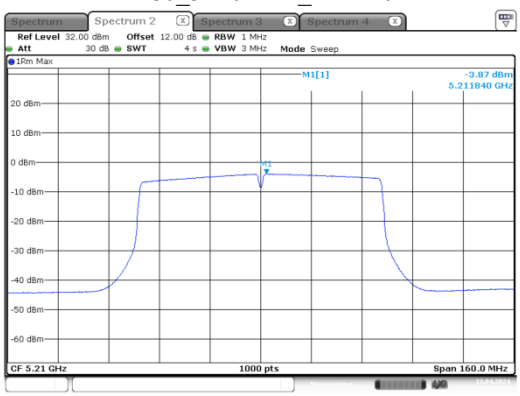

ProjectNo.:DG2240321-14598E-RF Tester:Alice Tan
Date: 13.APR.2024 17:07:17

ax20_5180MHz_RU_Full_Chain 0

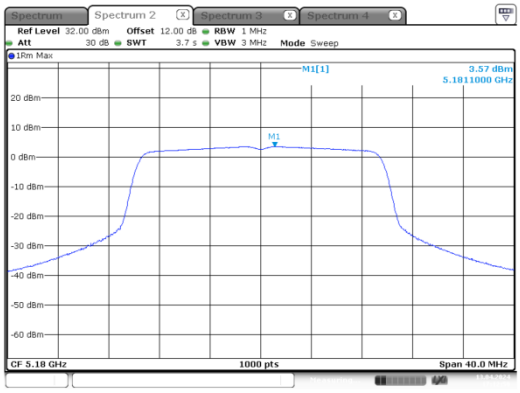

ProjectNo.:DG2240321-14598E-RF Tester:Alice Tan
Date: 13.APR.2024 17:12:49

ax20_5200MHz_RU_Full_Chain 0

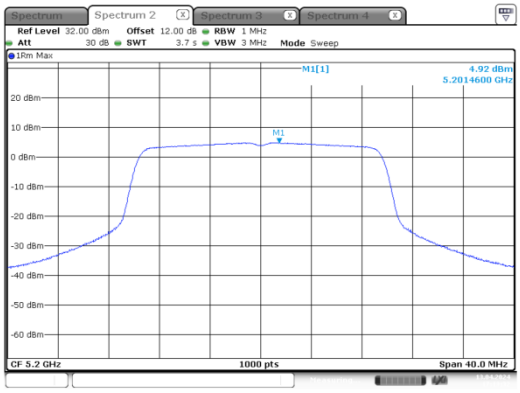

ProjectNo.:DG2240321-14598E-RF Tester:Alice Tan
Date: 13.APR.2024 17:13:32

ax20_5240MHz_RU_Full_Chain 0

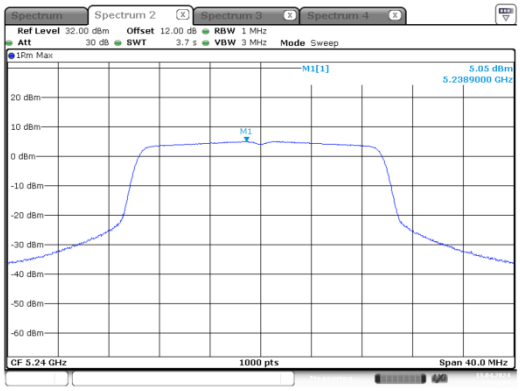

ProjectNo.:DG2240321-14598E-RF Tester:Alice Tan
Date: 13.APR.2024 17:14:04

ax40_5190MHz_RU_Full_Chain 0

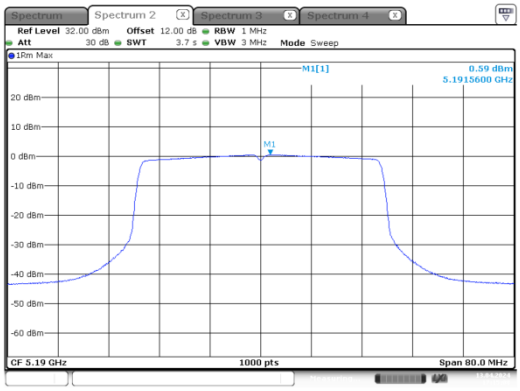

ProjectNo.:DG2240321-14598E-RF Tester:Alice Tan
Date: 13.APR.2024 17:15:08

ax40_5230MHz_RU_Full_Chain 0

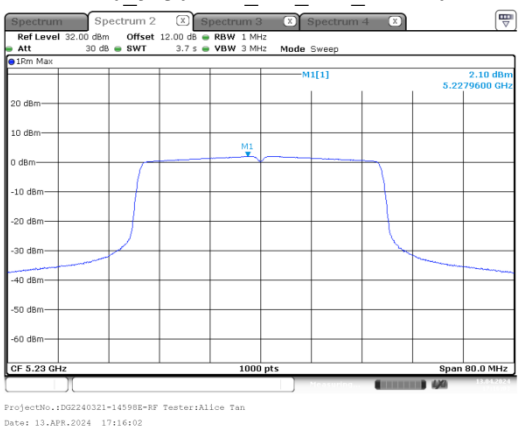

ax80_5210MHz_RU_Full_Chain 0

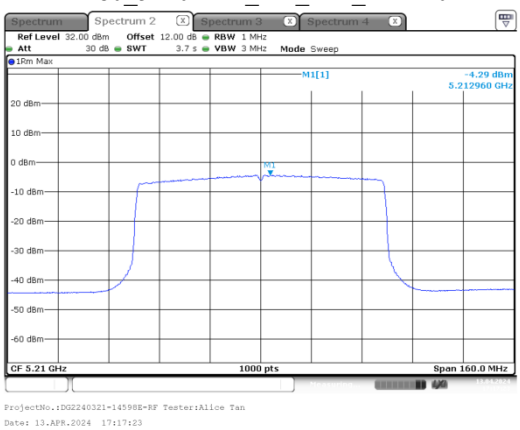

5725-5850 MHz:

a_5745MHz_Chain 0

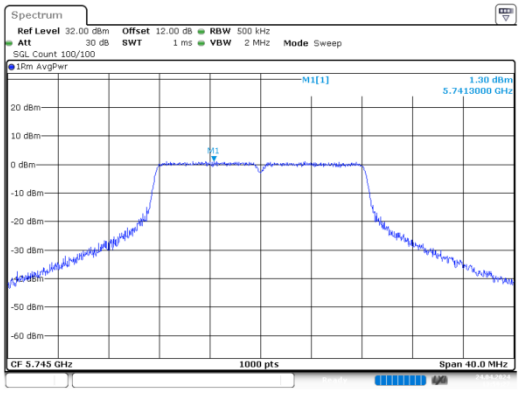

a_5785MHz_Chain 0

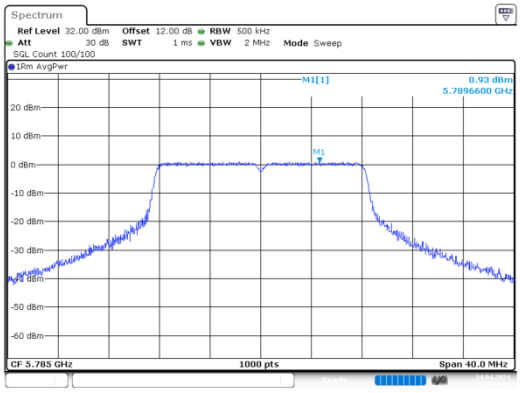

a_5825MHz_Chain 0

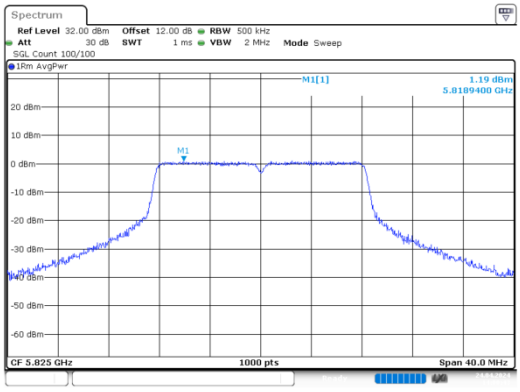

n20_5745MHz_Chain 0

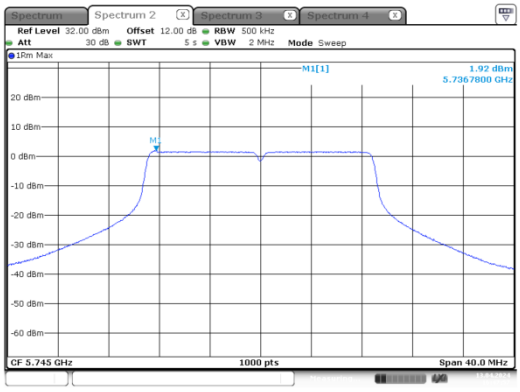

n20_5785MHz_Chain 0

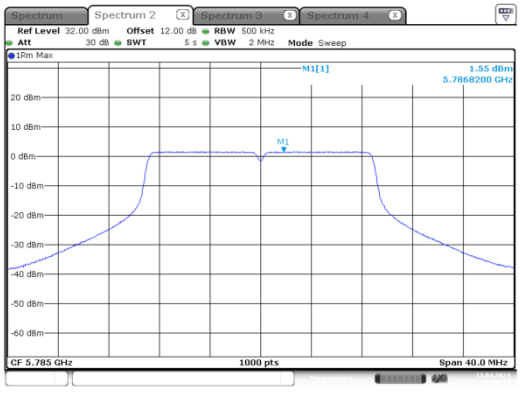

n20_5825MHz_Chain 0

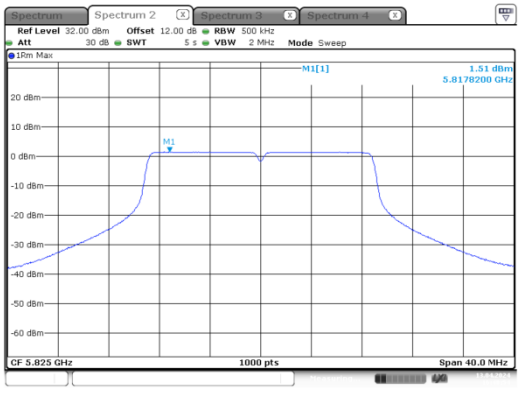

n40_5755MHz_Chain 0

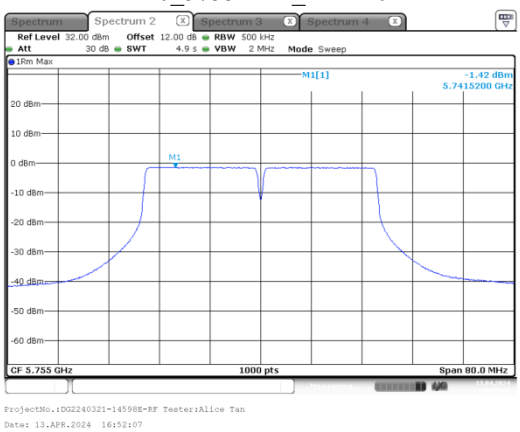

n40_5795MHz_Chain 0

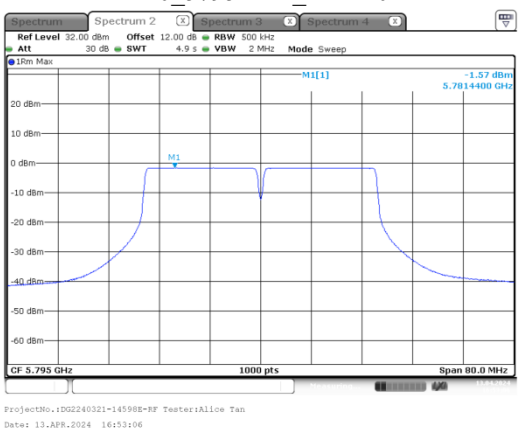

ac20_5745MHz_Chain 0

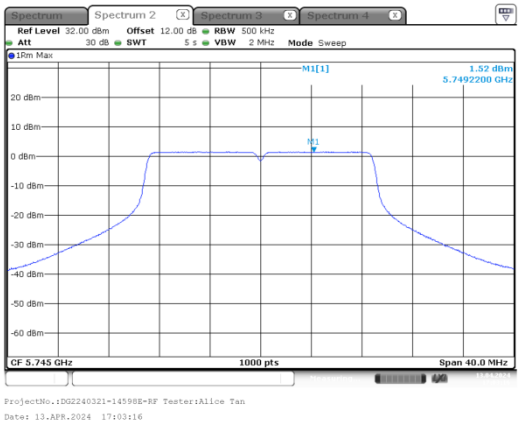

ac20_5785MHz_Chain 0

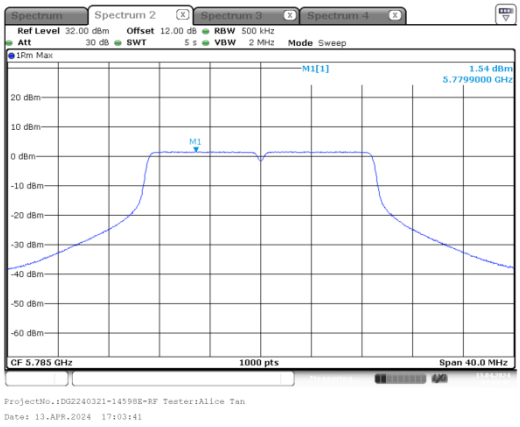

ac20_5825MHz_Chain 0

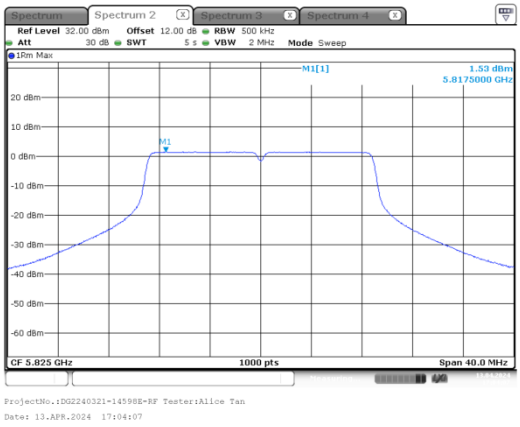

ac40_5755MHz_Chain 0

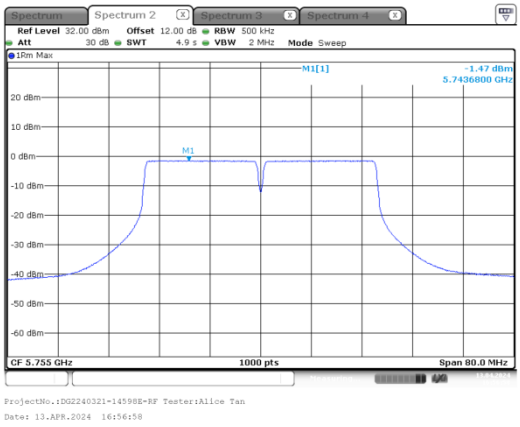

ac40_5795MHz_Chain 0

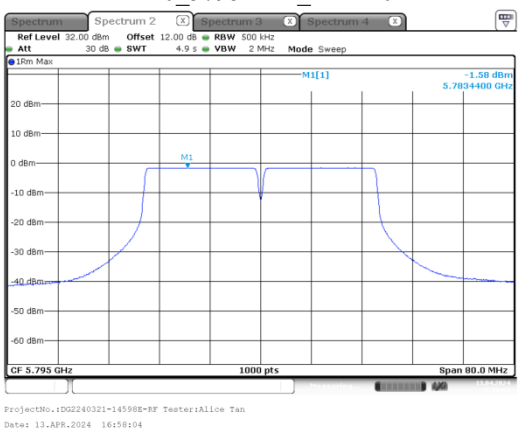

ac80_5775MHz_Chain 0

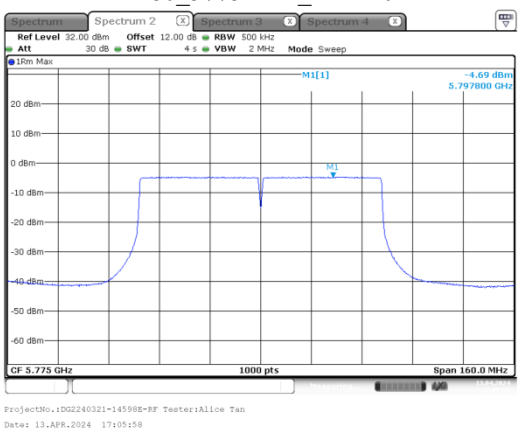

ax20_5745MHz_RU_Full_Chain 0

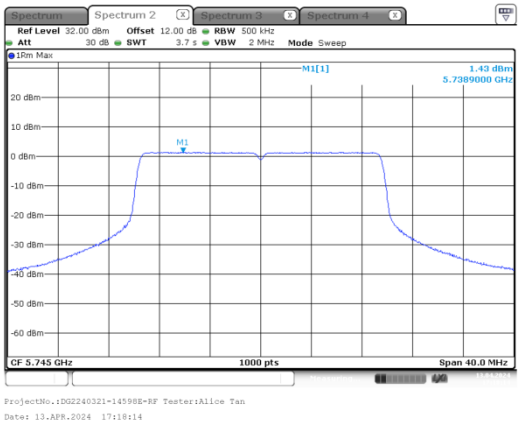

ax20_5785MHz_RU_Full_Chain 0

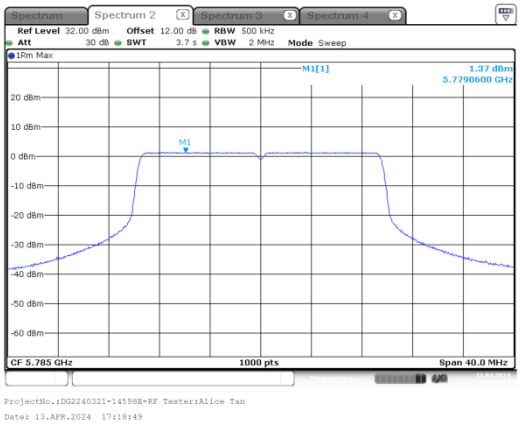

ax20_5825MHz_RU_Full_Chain 0

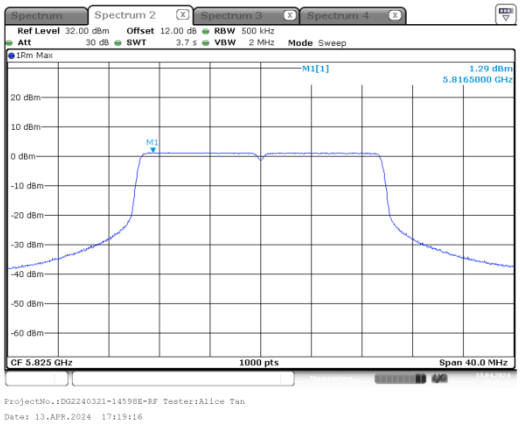

ax40_5755MHz_RU_Full_Chain 0

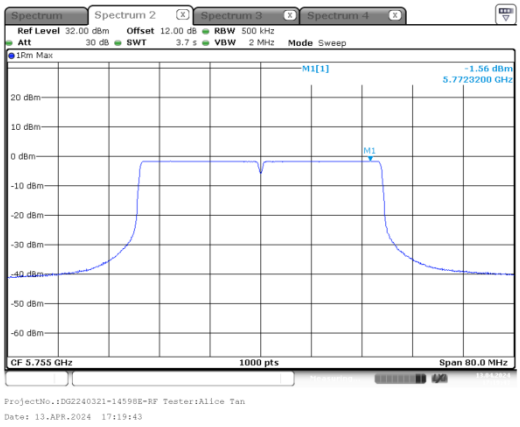

ax40_5795MHz_RU_Full_Chain 0

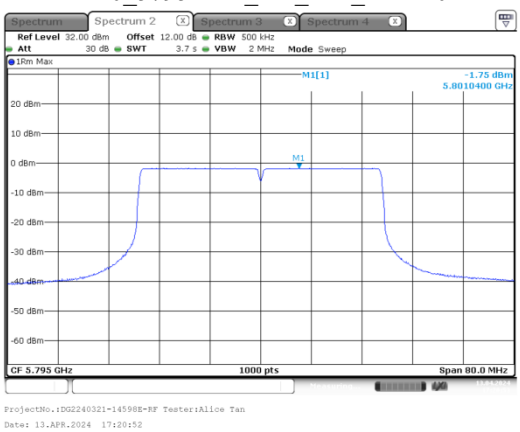

ax80_5775MHz_RU_Full_Chain 0

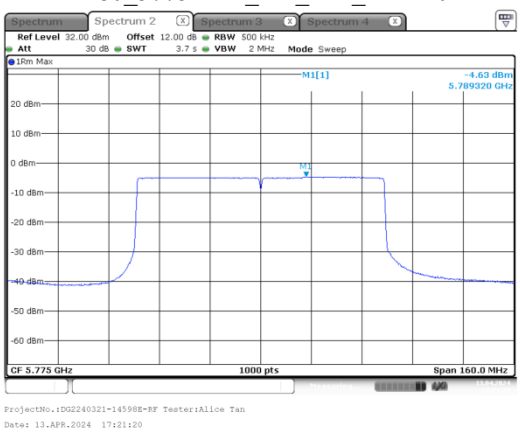

5.7 Duty Cycle

Serial No.:	2J0M-3	**Test Date:**	2024/04/13~2024/04/24
Test Site:	RF	**Test Mode:**	Transmitting
Tester:	Alice Tan	**Test Result:**	N/A

Environmental Conditions:

Temperature: (°C)	25.2-26.3	**Relative Humidity: (%)**	52-55	**ATM Pressure: (kPa)**	100.2-100.5

Test Equipment List and Details:

Manufacturer	Description	Model	Serial Number	Calibration Date	Calibration Due Date
R&S	Spectrum Analyzer	FSV40	101947	2023/10/18	2024/10/17
Eastsheep	Coaxial Attenuator	5W-N-JK-6G-10dB	F-08-EM502	2023/09/10	2024/09/09

** Statement of Traceability: Bay Area Compliance Laboratories Corp. (Dongguan) attests that all calibrations have been performed, traceable to National Primary Standards and International System of Units (SI).*

5125-5250 MHz:

Test Modes	Ton (ms)	Ton+off (ms)	Duty cycle (%)	1/T (Hz)	Duty cycle Factor (dB)	VBW Setting (kHz)
802.11a	1.394	1.807	77.14	717	1.13	1
802.11n ht20	5.082	/	Not constant	197	/	0.2
802.11n ht40	4.904	/	Not constant	204	/	0.3
802.11ac vht20	5.102	/	Not constant	196	/	0.2
802.11ac vht40	4.911	/	Not constant	204	/	0.3
802.11ac vht80	4.490	/	Not constant	223	/	0.3
802.11ax20	3.883	/	Not constant	258	/	0.3
802.11ax40	3.878	/	Not constant	258	/	0.3
802.11ax80	3.709	/	Not constant	270	/	0.3

5725-5850 MHz:

Test Modes	Ton (ms)	Ton+off (ms)	Duty cycle (%)	1/T (Hz)	Duty cycle Factor (dB)	VBW Setting (kHz)
802.11a	1.395	1.637	85.22	717	0.69	1
802.11n ht20	5.095	/	Not constant	196	/	0.2
802.11n ht40	4.903	/	Not constant	204	/	0.3
802.11ac vht20	5.098	/	Not constant	196	/	0.2
802.11ac vht40	4.908	/	Not constant	204	/	0.3
802.11ac vht80	4.530	/	Not constant	221	/	0.3
802.11ax20	3.883	/	Not constant	258	/	0.3
802.11ax40	3.880	/	Not constant	258	/	0.3
802.11ax80	3.709	/	Not constant	270	/	0.3

5125-5250 MHz:

a_5200MHz_Chain 0

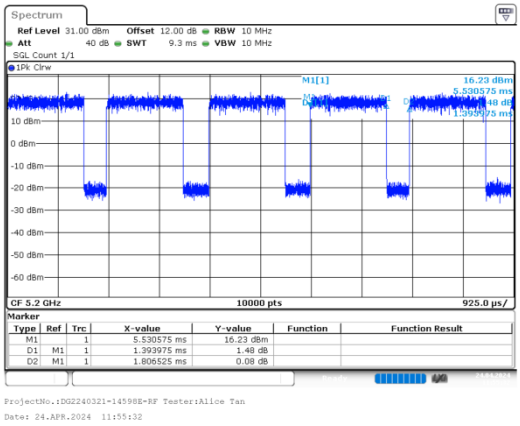

n20_5200MHz_Chain 0

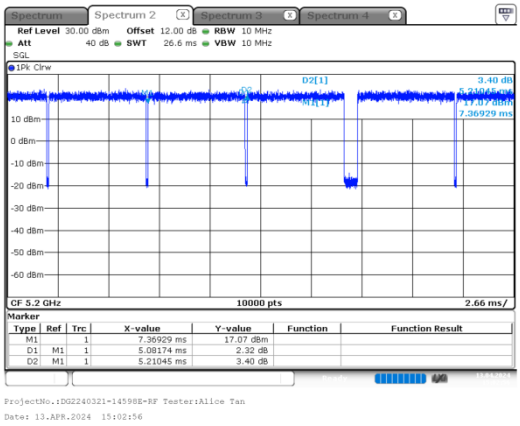

n40_5190MHz_Chain 0

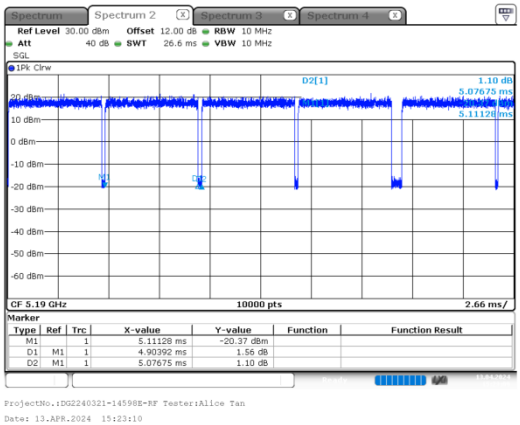

ac20_5200MHz_Chain 0

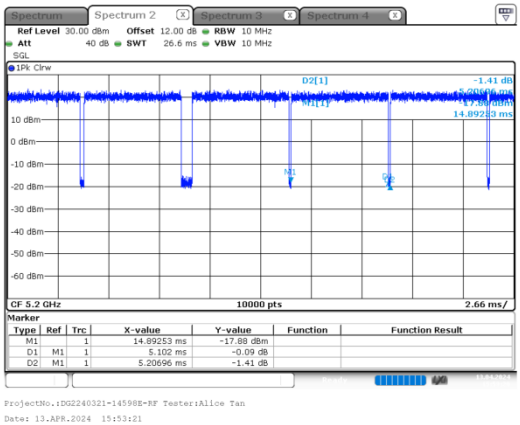

ac40_5190MHz_Chain 0

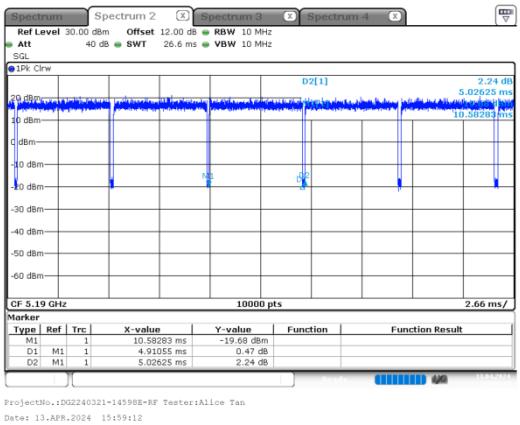

ac80_5210MHz_Chain 0

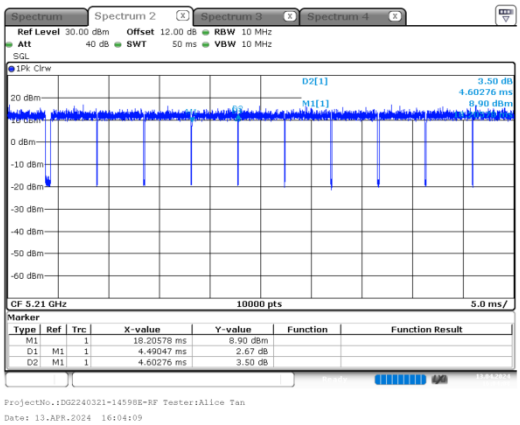

ax20_5200MHz_RU_Full_Chain 0

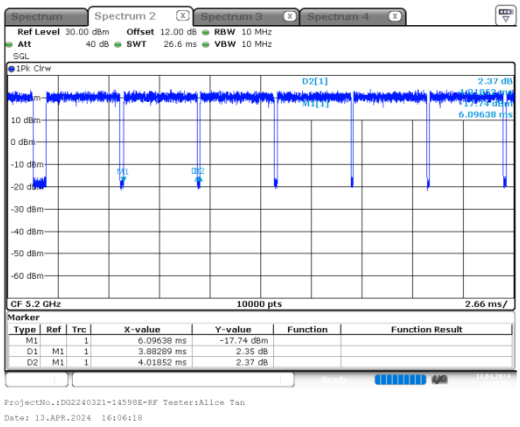

ax40_5190MHz_RU_Full_Chain 0

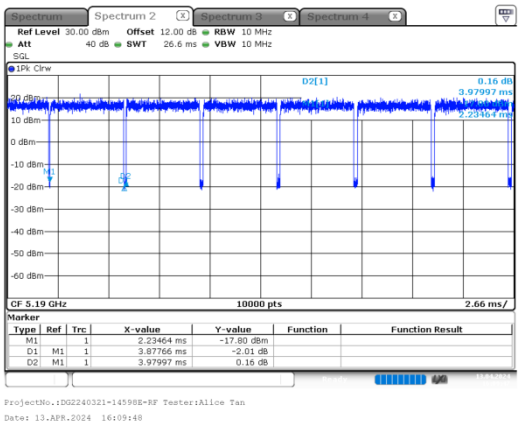

ax80_5210MHz_RU_Full_Chain 0

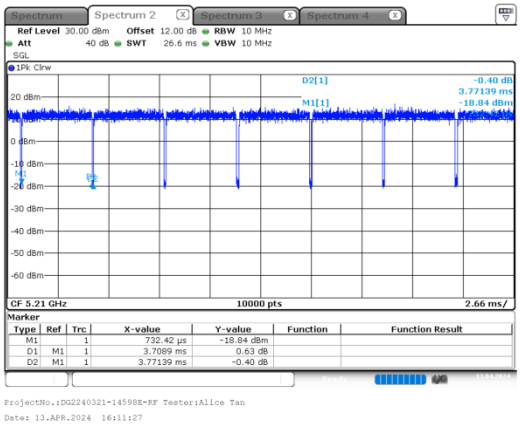

5725-5850 MHz

a_5785MHz_Chain 0

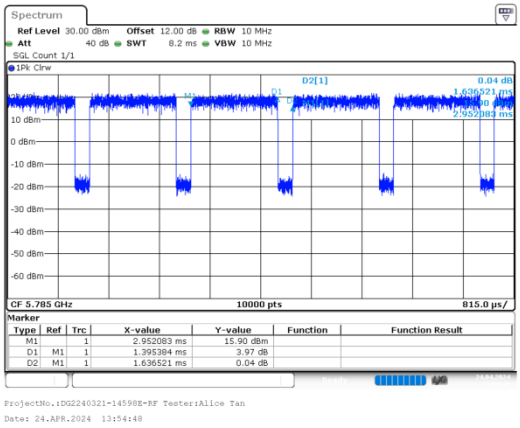

n20_5785MHz_Chain 0

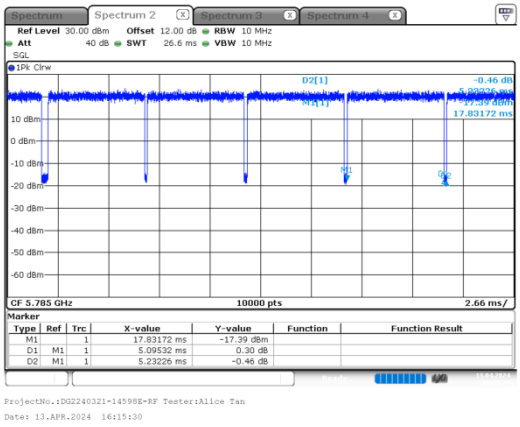

n40_5755MHz_Chain 0

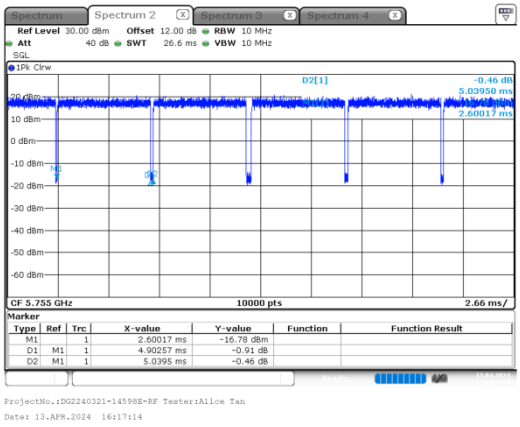

ac20_5785MHz_Chain 0

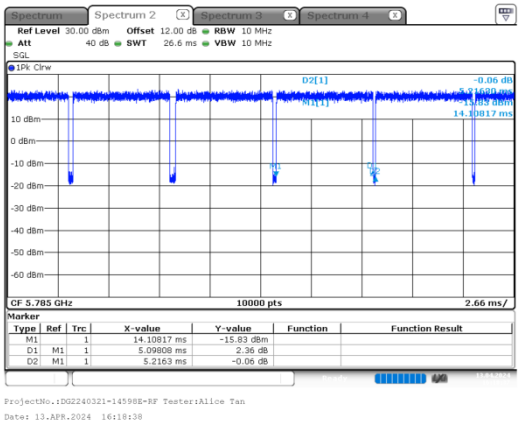

ac40_5755MHz_Chain 0

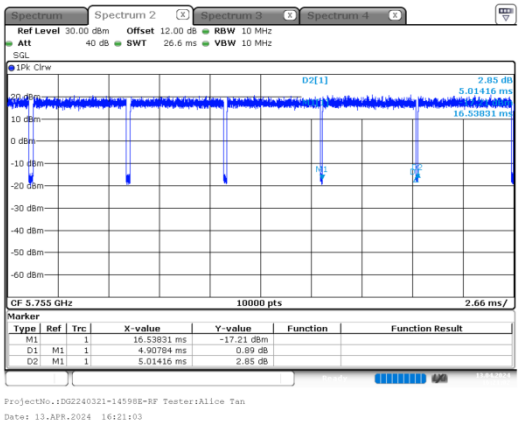

ac80_5775MHz_Chain 0

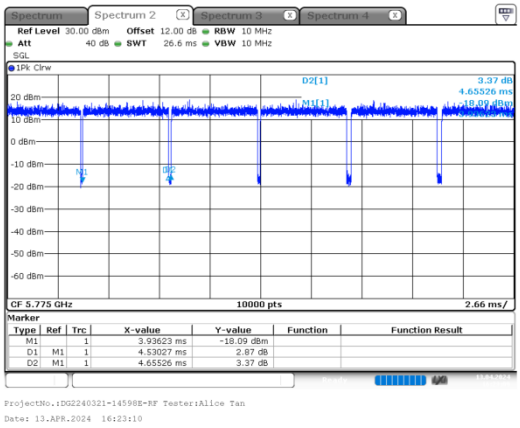

ax20_5785MHz_RU_Full_Chain 0

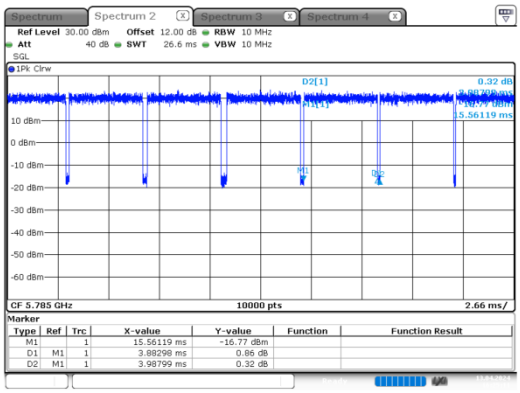

ax40_5755MHz_RU_Full_Chain 0

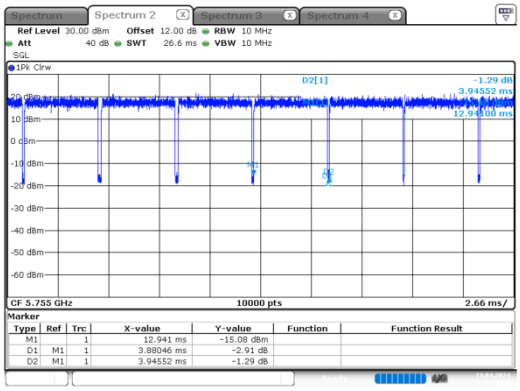

ax80_5775MHz_RU_Full_Chain 0

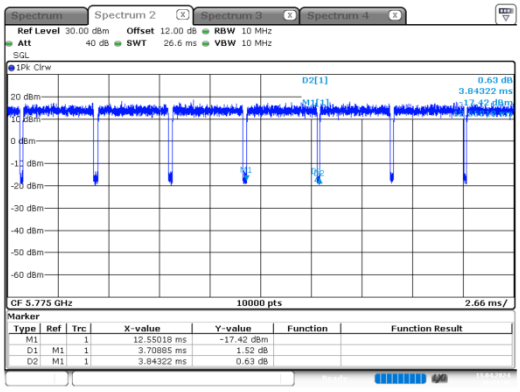

APPENDIX A - EUT PHOTOGRAPHS

Please refer to the attachment DG2240321-14598E-RF-EXP EUT EXTERNAL PHOTOGRAPHS and DG2240321-14598E-RF-INP EUT INTERNAL PHOTOGRAPHS.

APPENDIX B - TEST SETUP PHOTOGRAPHS

Please refer to the attachment DG2240321-14598E-RF-00B-TSP TEST SETUP PHOTOGRAPHS.

******* END OF REPORT *******