FCC Radio Test Report

FCC ID	:	**V93MT6200AW**
Equipment	:	**Mobile Terminal System**
Brand Name	:	**POSIFLEX**
Model Name	:	**MT-62xxxx, MT-62xxxx-G2 (where x can be 0-9, A-Z, blank or symbol)**
Applicant	:	**POSIFLEX TECHNOLOGY, INC. 4F-8F, No.23, Datong St., Tucheng Dist., New Taipei City 236044, Taiwan (R.O.C.)**
Manufacturer	:	**POSIFLEX TECHNOLOGY, INC. 4F-8F, No.23, Datong St., Tucheng Dist., New Taipei City 236044, Taiwan (R.O.C.)**
Standard	:	**47 CFR FCC Part 15.407**

The product was received on Jan. 11, 2024, and testing was started from Feb. 20, 2024 and completed on Mar. 14, 2024. We, SPORTON INTERNATIONAL INC. Hsinhua Laboratory, would like to declare that the tested sample has been evaluated in accordance with the procedures given in ANSI C63.10-2013 and shown compliance with the applicable technical standards.

The test results in this report apply exclusively to the tested model / sample. Without written approval of SPORTON INTERNATIONAL INC. Hsinhua Laboratory, the test report shall not be reproduced except in full.

Jackson Tsai

Approved by: Jackson Tsai

SPORTON INTERNATIONAL INC. Hsinhua Laboratory

No.52, Huaya 1st Rd., Guishan Dist., Taoyuan City 333411, Taiwan (R.O.C.)

Table of Contents

HISTORY OF THIS TEST REPORT 3

SUMMARY OF TEST RESULT 4

1 GENERAL DESCRIPTION 5

1.1 Information 5
1.2 Testing Applied Standards 8
1.3 Testing Location Information 8
1.4 Measurement Uncertainty 8

2 TEST CONFIGURATION OF EUT 9

2.1 Test Channel Mode 9
2.2 The Worst Case Measurement Configuration 10
2.3 Accessories 12
2.4 Support Equipment 13
2.5 Test Setup Diagram 14

3 TRANSMITTER TEST RESULT 15

3.1 AC Power-line Conducted Emissions 15
3.2 Emission Bandwidth 17
3.3 Maximum Conducted Output Power 18
3.4 Peak Power Spectral Density 20
3.5 Unwanted Emissions 22

4 TEST EQUIPMENT AND CALIBRATION DATA 26

APPENDIX A. TEST RESULTS OF AC POWER-LINE CONDUCTED EMISSIONS

APPENDIX B. TEST RESULTS OF EMISSION BANDWIDTH

APPENDIX C. TEST RESULTS OF MAXIMUM CONDUCTED OUTPUT POWER

APPENDIX D. TEST RESULTS OF PEAK POWER SPECTRAL DENSITY

APPENDIX E. TEST RESULTS OF UNWANTED EMISSIONS

APPENDIX F. TEST RESULTS OF RADIATED EMISSION CO-LOCATION

APPENDIX G. TEST PHOTOS

PHOTOGRAPHS OF EUT V01

History of this test report

Report No.	Version	Description	Issued Date
FR3D2937AN	01	Initial issue of report	Jun. 27, 2024

Summary of Test Result

Report Clause	Ref. Std. Clause	Test Items	Result (PASS/FAIL)	Remark
1.1.2	15.203	Antenna Requirement	PASS	-
3.1	15.207	AC Power-line Conducted Emissions	PASS	-
3.2	15.407(a)	Emission Bandwidth	PASS	-
3.3	15.407(a)	Maximum Conducted Output Power	PASS	-
3.4	15.407(a)	Peak Power Spectral Density	PASS	-
3.5	15.407(b)	Unwanted Emissions	PASS	-

Declaration of Conformity:
The test results with all measurement uncertainty excluded are presented in accordance with the regulation limits or requirements declared by manufacturers.
Comments and explanations:
None

Reviewed by: Terry Chang

Report Producer: Julie Tseng

1 General Description

1.1 Information

1.1.1 RF General Information

Frequency Range (MHz)	IEEE Std. 802.11	Ch. Frequency (MHz)	Channel Number
5150-5250	a, n (HT20), ac (VHT20),	5180-5240	36-48 [4]
5250-5350		5260-5320	52-64 [4]
5470-5725		5500-5700	100-140 [11]
5725-5850		5745-5825	149-165 [5]
5150-5250	n (HT40), ac (VHT40),	5190-5230	38-46 [2]
5250-5350		5270-5310	54-62 [2]
5470-5725		5510-5670	102-134 [5]
5725-5850		5755-5795	151-159 [2]
5150-5250	ac (VHT80)	5210	42 [1]
5250-5350		5290	58 [1]
5470-5725		5530-5610	106-122 [2]
5725-5850		5775	155 [1]

Band	Mode	BWch	Nant
5.15-5.25GHz	802.11a	20	1TX
5.25-5.35GHz	802.11a	20	1TX
5.47-5.725GHz	802.11a	20	1TX
5.725-5.85GHz	802.11a	20	1TX
5.15-5.25GHz	802.11ac VHT20	20	1TX
5.25-5.35GHz	802.11ac VHT20	20	1TX
5.47-5.725GHz	802.11ac VHT20	20	1TX
5.725-5.85GHz	802.11ac VHT20	20	1TX
5.15-5.25GHz	802.11ac VHT40	40	1TX
5.25-5.35GHz	802.11ac VHT40	40	1TX
5.47-5.725GHz	802.11ac VHT40	40	1TX
5.725-5.85GHz	802.11ac VHT40	40	1TX
5.15-5.25GHz	802.11ac VHT80	80	1TX
5.25-5.35GHz	802.11ac VHT80	80	1TX
5.47-5.725GHz	802.11ac VHT80	80	1TX
5.725-5.85GHz	802.11ac VHT80	80	1TX

Note:
- 11a, HT20 and HT40 use a combination of OFDM-BPSK, QPSK, 16QAM, 64QAM modulation.
- VHT20, VHT40, VHT80 use a combination of OFDM-BPSK, QPSK, 16QAM, 64QAM, 256QAM modulation.
- BWch is the nominal channel bandwidth.
- Evaluated VHT20/VHT40/VHT80 mode only due to the similar modulation. The power setting of HT20/HT40 mode are the same or lower than VHT20/VHT40/VHT80.

1.1.2 Antenna Information

For 8-inch EUT

Ant.	Brand	Model Name	Antenna Type	Connector
1	Unictron	HE018	PCB	I-PEX

Ant.	Port	Gain (dBi)		
		2.4G	5G	BT
1	1	2.7	2.4	2.7

For 2.4GHz function:

For IEEE 802.11 b/g/n mode (1TX/1RX)

Ant. 1 (port 1) could transmit/receive.

For BT function:

For IEEE 802.15.1 Bluetooth mode (1TX/1RX)

Ant. 1 (port 1) could transmit/receive.

For 5GHz function:

For IEEE 802.11 a/n/ac mode (1TX/1RX)

Ant. 1 (port 1) could transmit/receive.

For 10-inch EUT

Ant.	Brand	Model Name	Antenna Type	Connector
1	Unictron	HE019	PCB	I-PEX

Ant.	Port	Gain (dBi)		
		2.4G	5G	BT
1	1	0.4	2.9	0.4

For 2.4GHz function:

For IEEE 802.11 b/g/n mode (1TX/1RX)

Ant. 1 (port 1) could transmit/receive.

For BT function:

For IEEE 802.15.1 Bluetooth mode (1TX/1RX)

Ant. 1 (port 1) could transmit/receive.

For 5GHz function:

For IEEE 802.11 a/n/ac mode (1TX/1RX)

Ant. 1 (port 1) could transmit/receive.

1.1.3 EUT Information

Operational Condition				
EUT Power Type	From Power Adapter			
EUT Function	☐	Outdoor AP	☐	Indoor AP
	☐	Fixed P2P AP	☒	Client
Beamforming Function	☐	With beamforming	☒	Without beamforming
TPC Function	☒	With TPC Function	☐	Without TPC Function
Weather Band	☒	With 5600~5650MHz	☐	Without 5600~5650MHz

Type of EUT		
☒	Stand-alone	
☐	Combined (EUT where the radio part is fully integrated within another device)	
	Combined Equipment - Brand Name / Model No.:	…
☐	Plug-in radio (EUT intended for a variety of host systems)	
	Host System - Brand Name / Model No.:	
☐	Other:	

1.1.4 Mode Test Duty Cycle

Mode	DC	DCF (dB)	T (s)	VBW (Hz)_1/T
802.11a_Nss1,(6Mbps)_1TX	1	0	n/a (DC>=0.98)	n/a (DC>=0.98)
802.11ac VHT20_Nss1,(MCS0)_1TX	1	0	n/a (DC>=0.98)	n/a (DC>=0.98)
802.11ac VHT40_Nss1,(MCS0)_1TX	1	0	n/a (DC>=0.98)	n/a (DC>=0.98)
802.11ac VHT80_Nss1,(MCS0)_1TX	1	0	n/a (DC>=0.98)	n/a (DC>=0.98)

Note. If DC < 0.98, the DCF was added while measuring Output power and PSD.

1.1.5 Table for Multiple Listing

The model names in the following table are all refer to the identical product.

Size	Model Name	Description
8”	MT-62xxxx, MT-62xxxx-G2 (where x can be 0-9, A-Z, blank or symbol)	All the models are identical, the difference model for difference brand served as marketing strategy.
10”		

From the above models, model: MT-6208A, MT-6210A was selected as representative model for the test and its data was recorded in this report.

1.2 Testing Applied Standards

According to the specifications of the manufacturer, the EUT must comply with the requirements of the following standards:

- 47 CFR FCC Part 15
- ANSI C63.10-2013
- KDB 789033 D02 v02r01

The following reference test guidance is not within the scope of accreditation of TAF:

- KDB 414788 D01 v01r01

1.3 Testing Location Information

Test Lab.：Sporton International Inc. Hsinhua Laboratory				
☒ Hsinhua (**TAF:** 3785)	**ADD:** No.52, Huaya 1st Rd., Guishan Dist., Taoyuan City 333411, Taiwan (R.O.C.)			
	TEL: 886-3-327-3456		**FAX:** 886-3-327-0973	
Test site Designation No. TW3785 with FCC.				
Test Condition	**Test Site No.**	**Test Engineer**	**Test Environment**	**Test Date**
AC Conduction	CO04-HY	Daniel Lin	21.0~22.5°C / 51~54%	25/Feb/2024
RF Conducted	TH01-HY	Jin Jing	23.1~23.8°C / 48~54%	14/Mar/2024
Radiated (Co-location)	03CH03-HY	Simon Cheng	21.7~22.6°C / 48~52%	13/Mar/2024~14/Mar/2024
☒ Wenhua 3rd. (**TAF**: 3785)	**ADD:** No. 58, Aly. 75, Ln. 564, Wenhua 3rd Rd., Guishan Dist. Taoyuan City 333, Taiwan (R.O.C.)			
	TEL: 886-3-327-0868			
Test site Designation No. TW0036 with FCC.				
Test Condition	**Test Site No.**	**Test Engineer**	**Test Environment**	**Test Date**
Radiated	03CH25-HY	Simon Cheng	21.3~23.7°C / 51~54%	20/Feb/2024~24/Feb/2024

1.4 Measurement Uncertainty

ISO/IEC 17025 requires that an estimate of the measurement uncertainties associated with the emissions test results be included in the report. The measurement uncertainties given below are based on a 95% confidence level (based on a coverage factor (k=2)

Test Items	**Uncertainty**	**Remark**
AC Power-line Conducted Emissions	4.53 dB	Confidence levels of 95%
Emission Bandwidth	3 MHz	Confidence levels of 95%
Maximum Conducted Output Power	2 dB	Confidence levels of 95%
Power Spectral Density	2 dB	Confidence levels of 95%
Unwanted Emissions	4.8 dB	Confidence levels of 95%
Temperature	0.41 °C	Confidence levels of 95%
Humidity	3.4 %	Confidence levels of 95%

2 Test Configuration of EUT

2.1 Test Channel Mode

Test Software Version	N/A

Note: The EUT transmits RF signal continuously by itself

Mode	Power Setting
802.11a_Nss1,(6Mbps)_1TX	-
5180MHz	20
5200MHz	24
5240MHz	23
5260MHz	20.5
5300MHz	19.5
5320MHz	19.5
5500MHz	17
5580MHz	17
5700MHz	15.5
5745MHz	18.5
5785MHz	19.5
5825MHz	24
802.11ac VHT20_Nss1,(MCS0)_1TX	-
5180MHz	19.5
5200MHz	23.5
5240MHz	23.5
5260MHz	20
5300MHz	19.5
5320MHz	19
5500MHz	16.5
5580MHz	17
5700MHz	16.5
5745MHz	19
5785MHz	20.5
5825MHz	25
802.11ac VHT40_Nss1,(MCS0)_1TX	-
5190MHz	17.5
5230MHz	23
5270MHz	20.5
5310MHz	17.5
5510MHz	15
5550MHz	20
5670MHz	19
5755MHz	23.5

5795MHz	25
802.11ac VHT80_Nss1,(MCS0)_1TX	-
5210MHz	18
5290MHz	17
5530MHz	15.5
5610MHz	19.5
5775MHz	19.5

2.2 The Worst Case Measurement Configuration

The Worst Case Mode for Following Conformance Tests	
Tests Item	AC power-line conducted emissions
Condition	AC power-line conducted measurement for line and neutral Test Voltage: 120Vac / 60Hz
Operating Mode	CTX
1	Adapter1 mode；WIFI 5G TX
2	Adapter2 mode；WIFI 5G TX

The Worst Case Mode for Following Conformance Tests	
Tests Item	Emission Bandwidth Maximum Conducted Output Power Peak Power Spectral Density
Test Condition	Conducted measurement at transmit chains

The Worst Case Mode for Following Conformance Tests			
Tests Item	Unwanted Emissions		
Test Condition	Radiated measurement If EUT consist of multiple antenna assembly (multiple antenna are used in EUT regardless of spatial multiplexing MIMO configuration), the radiated test should be performed with highest antenna gain of each antenna type.		
Operating Mode < 1GHz	CTX		
1	Adapter mode_8”		
2	Adapter mode_10”		
Operating Mode > 1GHz	CTX		
1	Adapter mode_8”		
2	Adapter mode_10”		
Mode 1 configuration was tested and found to be the worst case and measured during the test.			
Orthogonal Planes of EUT	**X Plane**	**Y Plane**	**Z Plane**
Worst Planes of EUT	V		

The Worst Case Mode for Following Conformance Tests	
Tests Item	Simultaneous Transmission Analysis
Test Condition	Radiated measurement
Operating Mode	CTX
1	WLAN 2.4GHz+Bluetooth+NFC
2	WLAN 5GHz+Bluetooth+NFC
Refer to Appendix F for Radiated Emission Co-location.	

2.3 Accessories

Accessories				
Power adapter 1	Brand Name	DELTA	Model Name	ADP-45HG B
	Manufacturer	DELTA ELECTRONICS, INC.	SN	-
	Power Rating	I/P: 100 - 240 Vac, 1.5 A O/P: 5.0 Vdc, 3.0A, 15W 9.0 Vdc, 3.0A, 27W 12.0 Vdc, 3.0A, 36W 15.0 Vdc, 3.0A, 45W 20.0 Vdc, 2.25A, 45W		
Power adapter 2	Brand Name	LITEON	Model Name	PA-1450-50
	Manufacturer	Lite-ON Technology Corp.	SN	-
	Power Rating	I/P: 100 - 240 Vac, 1.3 A O/P: 5.0 Vdc, 3.0A, 15W 9.0 Vdc, 3.0A, 27W 12.0 Vdc, 3.0A, 36W 15.0 Vdc, 3.0A, 45W 20.0 Vdc, 2.25A, 45W		
Power Cord (US Plug)	Brand Name	PHION	Model Name	PHP-301 to PHS-305
	Power Cord	1.8 meter, without shielded cable, without ferrite core		
Battery	Brand Name	POSIFLEX	Model Name	RB-1300
	Manufacturer	Jiade Energy Technology(Zhuhai) Co., Ltd.	SN	-
	Power Rating	7.70Vdc, 5930 mAh	Type	Li-ion

Reminder: Regarding to more detail and other information, please refer to user manual.

2.4 Support Equipment

Support Equipment – AC Conduction					
No.	**Equipment**	**Brand Name**	**Model Name**	**FCC ID**	**Remark**
1	Earphone	APPLE	MD827FEA	-	-
2	SD card	Sporton	Sporton	-	-
3	NFC Card	Sporton	Sporton	-	-

Support Equipment – Conducted					
No.	**Equipment**	**Brand Name**	**Model Name**	**FCC ID**	**Remark**
1	Notebook	DELL	E5410	-	-
2	Adapter for NB	DELL	HA65NM130	-	-
3	NFC Card	Sporton	Sporton	-	-

Support Equipment – Radiated					
No.	**Equipment**	**Brand Name**	**Model Name**	**FCC ID**	**Remark**
1	Earphone	APPLE	MD827FEA	-	-
2	SD card	Sporton	Sporton	-	-

2.5 Test Setup Diagram

Test Setup Diagram – AC Line Conducted Emission Test

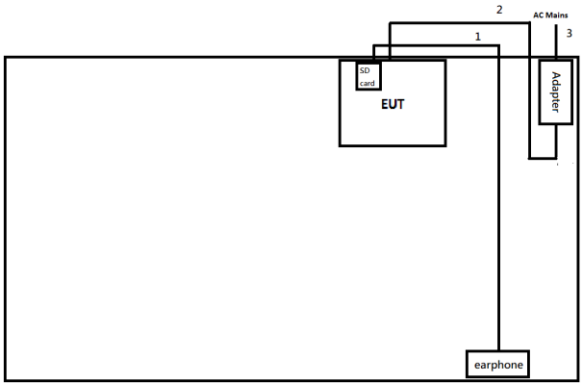

Item	Connection	Shielded	Length(m)	Remark
1	Audio Cable	No	1.25	-
2	DC Power cable	No	1.5	-
3	AC Power cable	No	1.8	-

Test Setup Diagram - Radiated Test

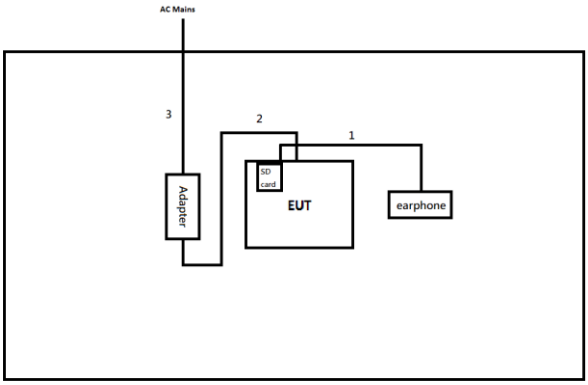

Item	Connection	Shielded	Length(m)	Remark
1	Audio Cable	No	1.25	-
2	DC Power cable	No	1.5	-
3	AC Power cable	No	1.8	-

3 Transmitter Test Result

3.1 AC Power-line Conducted Emissions

3.1.1 AC Power-line Conducted Emissions Limit

AC Power-line Conducted Emissions Limit		
Frequency Emission (MHz)	**Quasi-Peak**	**Average**
0.15-0.5	66 - 56 *	56 - 46 *
0.5-5	56	46
5-30	60	50
Note 1: * Decreases with the logarithm of the frequency.		

3.1.2 Measuring Instruments

Refer a test equipment and calibration data table in this test report.

3.1.3 Test Procedures

Test Method
☒ Refer as ANSI C63.10-2013, clause 6.2 for AC power-line conducted emissions.

3.1.4 Measurement Results Calculation

The measured Level is calculated using:
Corrected Reading: Raw(Read Level) +LISN(LISN Factor) + CL(Cable Loss) + AT(Attenuator).

3.1.5 Test Setup

AC Power-line Conducted Emissions

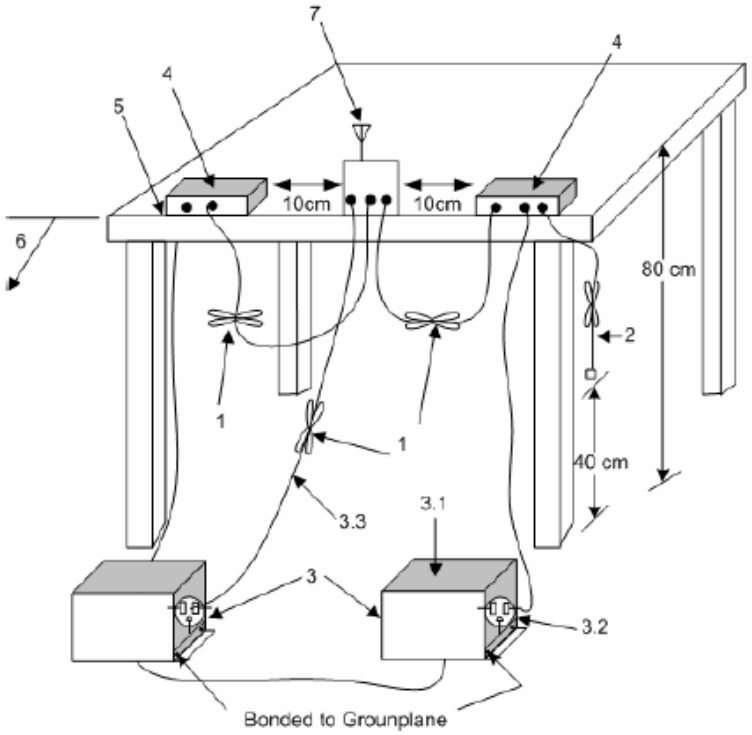

1—Interconnecting cables that hang closer than 40 cm to the ground plane shall be folded back and forth in the center forming a bundle 30 cm to 40 cm long.
2—The I/O cables that are not connected to an accessory shall be bundled in the center. The end of the cable may be terminated, if required, using the correct terminating impedance. The overall length shall not exceed 1 m.
3—EUT connected to one LISN. Unused LISN measuring port connectors shall be terminated in 50Ω loads. LISN may be placed on top of, or immediately beneath, reference ground plane.
3.1—All other equipment powered from additional LISN(s).
3.2—A multiple-outlet strip may be used for multiple power cords of non-EUT equipment.
3.3—LISN at least 80 cm from nearest part of EUT chassis.
4—Non-EUT components of EUT system being tested.
5—Rear of EUT, including peripherals, shall all be aligned and flush with edge of tabletop.
6—Edge of tabletop shall be 40 cm removed from a vertical conducting plane that is bonded to the ground plane.
7—Antenna can be integral or detachable. If detachable, then the antenna shall be attached for this test.

3.1.6 Test Result of AC Power-line Conducted Emissions

Refer as Appendix A

3.2 Emission Bandwidth

3.2.1 Emission Bandwidth Limit

Emission Bandwidth Limit
UNII Devices
☒ For the 5.15-5.25 GHz band, N/A
☒ For the 5.25-5.35 GHz band, N/A
☒ For the 5.47-5.725 GHz band, N/A
☒ For the 5.725-5.85 GHz band, 6 dB emission bandwidth ≥ 500kHz.

3.2.2 Measuring Instruments

Refer a test equipment and calibration data table in this test report.

3.2.3 Test Procedures

Test Method	
▪ For the emission bandwidth shall be measured using one of the options below:	
	☒ Refer as KDB 789033, clause C for EBW and clause D for OBW measurement.
	☐ Refer as ANSI C63.10, clause 6.9.3 for occupied bandwidth testing.
	☐ Refer as IC RSS-Gen, clause 6.7 for bandwidth testing.

3.2.4 Test Setup

Emission Bandwidth

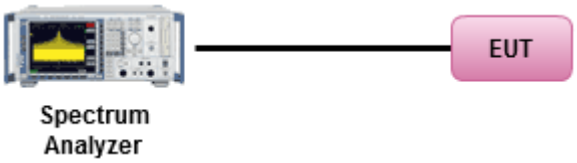

3.2.5 Test Result of Emission Bandwidth

Refer as Appendix B

3.3 Maximum Conducted Output Power

3.3.1 Maximum Conducted Output Power Limit

Maximum Conducted Output Power Limit	
UNII Devices	
☒	For the 5.15-5.25 GHz band:
	▪ Outdoor AP: the maximum conducted output power (P_{Out}) shall not exceed 1 W. If G_{TX} > 6 dBi, then P_{Out} = 30 – (G_{TX} – 6). e.i.r.p. at any elevation angle above 30 degrees ≤ 125mW [21dBm]
	▪ Indoor AP: the maximum conducted output power (P_{Out}) shall not exceed 1 W. If G_{TX} > 6 dBi, then P_{Out} = 30 – (G_{TX} – 6)
	▪ Point-to-point AP: the maximum conducted output power (P_{Out}) shall not exceed 1 W. If G_{TX} > 23 dBi, then P_{Out} = 30 – (G_{TX} – 23).
	▪ Mobile or Portable Client: the maximum conducted output power (P_{Out}) shall not exceed 250 mW. If G_{TX} > 6 dBi, then P_{Out} = 24 – (G_{TX} – 6).
☒	For the 5.25-5.35 GHz band, the maximum conducted output power (P_{Out}) shall not exceed 250 mW or 11 dBm + 10 log B, where B is the 26 dB emission bandwidth in MHz. If G_{TX} > 6 dBi, then P_{Out} = 24 – (G_{TX} – 6).
☒	For the 5.47-5.725 GHz band, the maximum conducted output power (P_{Out}) shall not exceed 250 mW or 11 dBm + 10 log B, where B is the 26 dB emission bandwidth in MHz. If G_{TX} > 6 dBi, then P_{Out} = 24 – (G_{TX} – 6).
☒	For the 5.725-5.85 GHz band:
	▪ Point-to-multipoint systems (P2M): the maximum conducted output power (P_{Out}) shall not exceed 1 W. If G_{TX} > 6 dBi, then P_{Out} = 30 – (G_{TX} – 6).
	▪ Point-to-point systems (P2P): the maximum conducted output power (P_{Out}) shall not exceed 1 W.
P_{Out} = maximum conducted output power in dBm, **G_{TX}** = the maximum transmitting antenna directional gain in dBi.	

3.3.2 Measuring Instruments

Refer a test equipment and calibration data table in this test report.

3.3.3 Test Procedures

Test Method	
▪ Maximum Conducted Output Power	
	Duty cycle ≥ 98%
	☐ Refer as KDB 789033, clause E Method SA-2 (spectral trace averaging).
	Duty cycle < 98%
	☐ Refer as KDB 789033, clause E Method SA-2 Alt. (RMS detection with slow sweep speed)
	Wideband RF power meter and average over on/off periods with duty factor
	☒ Refer as KDB 789033, clause E Method PM (using an RF average power meter).
▪ For conducted measurement.	
	▪ If the EUT supports multiple transmit chains using options given below: Refer as KDB 662911, In-band power measurements. Using the measure-and-sum approach, measured all transmit ports individually. Sum the power (in linear power units e.g., mW) of all ports for each individual sample and save them.
	▪ If multiple transmit chains, EIRP calculation could be following as methods: $P_{total} = P_1 + P_2 + \ldots + P_n$ (calculated in linear unit [mW] and transfer to log unit [dBm]) $EIRP_{total} = P_{total} + DG$

3.3.4 Test Setup

RF Output Power (Power Meter)
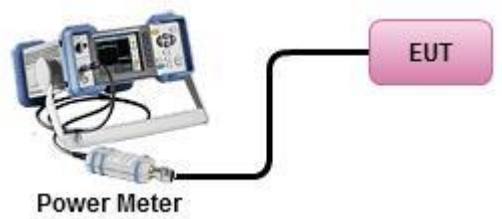

3.3.5 Test Result of Maximum Conducted Output Power

Refer as Appendix C

3.4 Peak Power Spectral Density

3.4.1 Peak Power Spectral Density Limit

Peak Power Spectral Density Limit	
UNII Devices	
☒	For the 5.15-5.25 GHz band:
	▪ Outdoor AP: the peak power spectral density (PPSD) shall not exceed 17dBm/MHz. If G_{TX} > 6 dBi, then P_{Out} = 17 – (G_{TX} – 6).
	▪ Indoor AP: the peak power spectral density (PPSD) shall not exceed 17dBm/MHz. If G_{TX} > 6 dBi, then P_{Out} = 17 – (G_{TX} – 6).
	▪ Point-to-point AP: the peak power spectral density (PPSD) shall not exceed 17dBm/MHz. If G_{TX} > 23 dBi, then P_{Out} = 17 – (G_{TX} – 23).
	▪ Mobile or Portable Client: the peak power spectral density (PPSD) ≤ 11 dBm/MHz. If G_{TX} > 6 dBi, then PPSD= 11 – (G_{TX} – 6)..
☒	For the 5.25-5.35 GHz band, the peak power spectral density (PPSD) ≤ 11 dBm/MHz. If G_{TX} > 6 dBi, then PPSD= 11 – (G_{TX} – 6).
☒	For the 5.47-5.725 GHz band, the peak power spectral density (PPSD) ≤ 11 dBm/MHz. If G_{TX} > 6 dBi, then PPSD= 11 – (G_{TX} – 6).
☒	For the 5.725-5.85 GHz band:
	▪ Point-to-multipoint systems (P2M): the peak power spectral density (PPSD) ≤ 30 dBm/500kHz. If G_{TX} > 6 dBi, then PPSD= 30 – (G_{TX} – 6).
	▪ Point-to-point systems (P2P): the peak power spectral density (PPSD) ≤ 30 dBm/500kHz.
PPSD = peak power spectral density that he same method as used to determine the conducted output power shall be used to determine the power spectral density. And power spectral density in dBm/MHz **G_{TX}** = the maximum transmitting antenna directional gain in dBi.	

3.4.2 Measuring Instruments

Refer a test equipment and calibration data table in this test report.

3.4.3 Test Procedures

Test Method	
▪ Peak power spectral density procedures that the same method as used to determine the conducted output power shall be used to determine the peak power spectral density and use the peak search function on the spectrum analyzer to find the peak of the spectrum. For the peak power spectral density shall be measured using below options:	
	☐ Refer as KDB 789033, F)5) power spectral density can be measured using resolution bandwidths < 1 MHz provided that the results are integrated over 1 MHz bandwidth
	Duty cycle ≥ 98%
	☒ Refer as KDB 789033, clause E Method SA-2 (spectral trace averaging).
	Duty cycle < 98%
	☐ Refer as KDB 789033, clause E Method SA-2 Alt. (RMS detection with slow sweep speed)
▪ For conducted measurement.	

Test Method		
	▪ If the EUT supports multiple transmit chains using options given below:	
		▪ Measure and sum the spectra across the outputs. Refer as KDB 662911, In-band power spectral density (PSD). Sample all transmit ports simultaneously using a spectrum analyzer for each transmit port. Where the trace bin-by-bin of each transmit port summing can be performed. (i.e., in the first spectral bin of output 1 is summed with that in the first spectral bin of output 2 and that from the first spectral bin of output 3, and so on up to the NTX output to obtain the value for the first frequency bin of the summed spectrum.). Add up the amplitude (power) values for the different transmit chains and use this as the new data trace.
	▪	If multiple transmit chains, EIRP PPSD calculation could be following as methods: $PPSD_{total} = PPSD_1 + PPSD_2 + \ldots + PPSD_n$ (calculated in linear unit [mW] and transfer to log unit [dBm]) $EIRP_{total} = PPSD_{total} + DG$

3.4.4 Test Setup

Power Spectral Density


3.4.5 Test Result of Peak Power Spectral Density

Refer as Appendix D

3.5 Unwanted Emissions

3.5.1 Transmitter Radiated Unwanted Emissions Limit

Unwanted emissions below 1 GHz and restricted band emissions above 1GHz limit			
Frequency Range (MHz)	**Field Strength (uV/m)**	**Field Strength (dBuV/m)**	**Measure Distance (m)**
0.009~0.490	2400/F(kHz)	48.5 - 13.8	300
0.490~1.705	24000/F(kHz)	33.8 - 23	30
1.705~30.0	30	29	30
30~88	100	40	3
88~216	150	43.5	3
216~960	200	46	3
Above 960	500	54	3

Note 1: Test distance for frequencies at or above 30 MHz, measurements may be performed at a distance other than the limit distance provided they are not performed in the near field and the emissions to be measured can be detected by the measurement equipment. When performing measurements at a distance other than that specified, the results shall be extrapolated to the specified distance using an extrapolation factor of 20 dB/decade (inverse of linear distance for field-strength measurements, inverse of linear distance-squared for power-density measurements).

Note 2: Test distance for frequencies at below 30 MHz, measurements may be performed at a distance closer than the EUT limit distance; however, an attempt should be made to avoid making measurements in the near field. When performing measurements below 30 MHz at a closer distance than the limit distance, the results shall be extrapolated to the specified distance by either making measurements at a minimum of two or more distances on at least one radial to determine the proper extrapolation factor or by using the square of an inverse linear distance extrapolation factor (40 dB/decade). The test report shall specify the extrapolation method used to determine compliance of the EUT.

Note 3: Using the distance of 1m during the test for above 18 GHz, and the test value to correct for the distance factor at 3m.

Un-restricted band emissions above 1GHz Limit	
Operating Band	**Limit**
5.15 - 5.25 GHz	e.i.r.p. -27 dBm [68.2 dBuV/m@3m]
5.25 - 5.35 GHz	e.i.r.p. -27 dBm [68.2 dBuV/m@3m]
5.47 - 5.725 GHz	e.i.r.p. -27 dBm [68.2 dBuV/m@3m]
5.725 - 5.85 GHz	5.650-5700 GHz: e.i.r.p. -27 ~ 10 dBm [68.2 ~ 105.2 dBuV/m@3m] 5.700-5720 GHz: e.i.r.p. 10 ~ 15.6 dBm [105.2 ~ 110.8 dBuV/m@3m] 5.720-5725 GHz: e.i.r.p. 15.6 ~ 27 dBm [110.8 ~ 122.2 dBuV/m@3m] 5.850-5.855 GHz: e.i.r.p. 27 ~ 15.6 dBm [122.2 ~ 110.8 dBuV/m@3m] 5.855-5.875 GHz: e.i.r.p. 15.6 ~ 10 dBm [110.8 ~ 105.2 dBuV/m@3m] 5.875-5.925 GHz: e.i.r.p. 10 ~ -27 dBm [105.2 ~ 68.2dBuV/m@3m] Other un-restricted band: e.i.r.p. -27 dBm [68.2 dBuV/m@3m]

Note 1: Measurements may be performed at a distance other than the limit distance provided they are not performed in the near field and the emissions to be measured can be detected by the measurement equipment. When performing measurements at a distance other than that specified, the results shall be extrapolated to the specified distance using an extrapolation factor of 20 dB/decade (inverse of linear distance for field-strength measurements, inverse of linear distance-squared for power-density measurements).

3.5.2 Measuring Instruments

Refer a test equipment and calibration data table in this test report.

3.5.3 Test Procedures

Test Method		
▪ Measurements may be performed at a distance other than the limit distance provided they are not performed in the near field and the emissions to be measured can be detected by the measurement equipment. Measurements shall not be performed at a distance greater than 30 m for frequencies above 30 MHz, unless it can be further demonstrated that measurements at a distance of 30 m or less are impractical. When performing measurements at a distance other than that specified, the results shall be extrapolated to the specified distance using an extrapolation factor of 20 dB/decade (inverse of linear distance for field-strength measurements, inverse of linear distance-squared for power-density measurements).		
▪ The average emission levels shall be measured in [duty cycle ≥ 98 or duty factor].		
▪ For the transmitter unwanted emissions shall be measured using following options below:		
	▪ Refer as KDB 789033, clause G)2) for unwanted emissions into non-restricted bands.	
	▪ Refer as KDB 789033, clause G)1) for unwanted emissions into restricted bands.	
		☒ Refer as KDB 789033, G)6) Method VB (ANSI C63.10, clause 4.1.4.2.3), Reduced VBW.
		☒ Refer as KDB 789033, clause G)5) (ANSI C63.10, clause 4.1.4.2.2), measurement procedure peak limit.
▪ For radiated measurement.		
	▪ Refer as ANSI C63.10, clause 6.4 for radiated emissions below 30 MHz and test distance is 3m.	
	▪ Refer as ANSI C63.10, clause 6.5 for radiated emissions 30 MHz to 1 GHz and test distance is 3m.	
	▪ Refer as ANSI C63.10, clause 6.6 for radiated emissions above 1GHz.	
▪ The any unwanted emissions level shall not exceed the fundamental emission level.		
▪ All amplitude of spurious emissions that are attenuated by more than 20 dB below the permissible value has no need to be reported.		
▪ Use the following spectrum analyzer settings:		
	▪ Set RBW=100 kHz for f < 1 GHz; VBW=3 * RBW; Sweep = auto; Detector function = peak; Trace = max hold.	
	▪ Set RBW = 1 MHz, VBW= 3MHz for f ≥ 1 GHz for peak measurement. For average measurement, refer as 1.1.4.	
▪ KDB 414788 Open-Field Test Sites and Chamber Correlation Justification.		
	▪ Based on FCC 15.31(f)(2): measurements may be performed at a distance closer than that specified in regulations; however, an attempt should be made to avoid making measurements in the near field.	
	▪ Open-field site and chamber correlation testing had been performed and chamber measured test result is the worst case test result.	

3.5.4 Measurement Results Calculation

The measured Level is calculated using:
Corrected Reading: Raw(Read Level) + AF(Antenna Factor) + CL(Cable Loss) - PA(Preamp Factor)

3.5.5 Test Setup

Transmitter Radiated Unwanted Emissions

9kHz ~30MHz

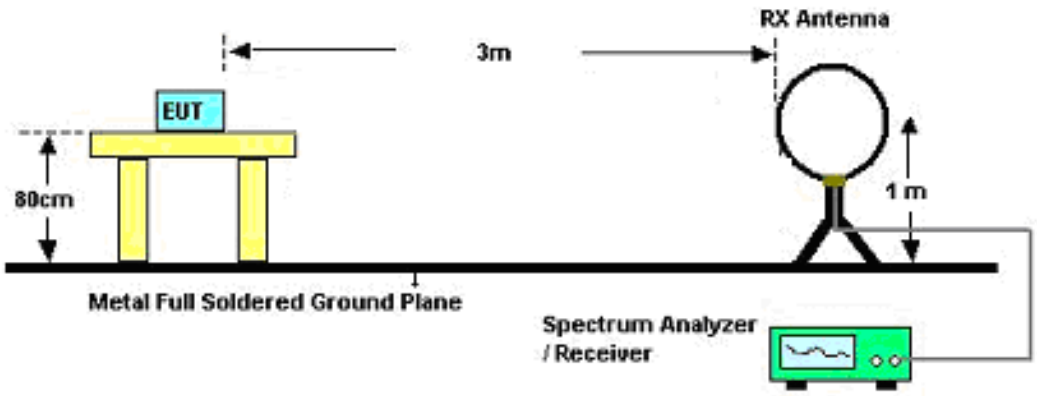

30MHz~1GHz

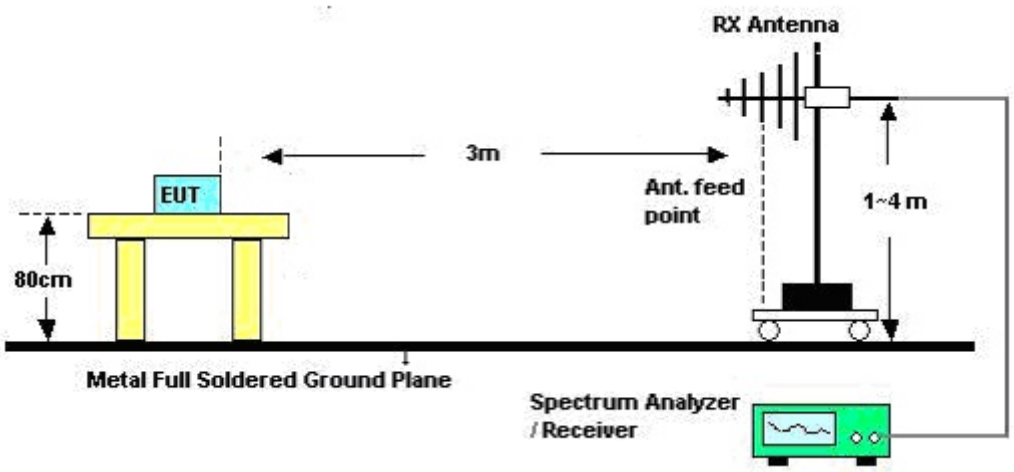

Above 1GHz

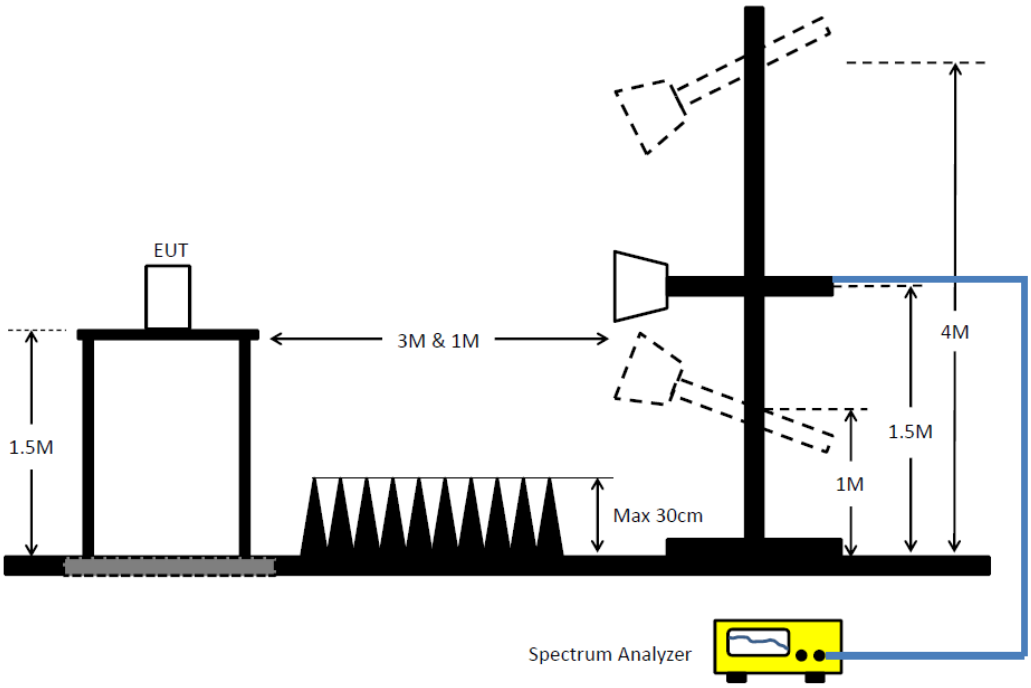

3.5.6 Transmitter Unwanted Emissions (Below 30MHz)

The amplitude of spurious emissions which are attenuated by more than 20dB below the permissible value has no need to be reported.

3.5.7 Test Result of Transmitter Unwanted Emissions

Refer as Appendix E

4 Test Equipment and Calibration Data

Instrument for AC Conduction

Instrument	Manufacturer /Brand	Model No.	Serial No.	Spec.	Calibration Date	Calibration Due Date
EMI Test Receiver	R&S	ESR	102051	9kHz ~ 3.6GHz	16/May/2023	15/May/2024
TWO-LINE V-NETWORK	R&S	ENV 216	101295	9kHz-30MHz	05/Feb/2024	04/Feb/2025
RF Cable 5m	TITAN	TITAN	CO04-cable-01	9 kHz~200MHz	28/Feb/2023	27/Feb/2024
Impuls Begrenzer Pulse Limiter	SCHWARZBECK	VTSD 9561-F	9561-F041	9kHz ~ 30MHz	18/Oct/2023	17/Oct/2024
Software	Sporton	SENSE-EMI	V5.11.3	-	NCR	NCR

NCR: No Calibration Required

Instrument for Conducted Test

Instrument	Manufacturer /Brand	Model No.	Serial No.	Spec.	Calibration Date	Calibration Due Date
Signal Analyzer	R&S	FSV 40	101013	10Hz~40GHz	10/Apr/2023	09/Apr/2024
SMB100A Signal Generator	R&S	SMB100A	181147	100kHz~40GHz	20/Oct/2023	19/Oct/2024
Power Meter	Anritsu	ML2495A	0949003	300MHz~40GHz	17/Feb/2024	26/Feb/2025
Pulse Sensor	Anritsu	MA2411B	0917017	300MHz~40GHz	17/Feb/2024	26/Feb/2025
SENSE-15407_NII	Sporton	V5.11.16	N/A	N/A	N/A	N/A

Instrument for Radiated Test (03CH25-HY)

Instrument	Manufacturer /Brand	Model No.	Serial No.	Spec.	Calibration Date	Calibration Due Date
3m Semi Anechoic Chamber	TDK	SAC-3M	03CH25-HY	30MHz~1GHz 3m	03/Aug/2023	02/Aug/2024
3m Semi Anechoic Chamber	TDK	SAC-3M	03CH25-HY	1GHz~18GHz 3m	09/Aug/2023	08/Aug/2024
EMI Test Receiver	ROHDE & SCHWARZ	ESR	102318	9kHz~3.6GHz	27/Dec/2023	26/Dec/2024
Signal Analyzer	ROHDE&SCHWARZ	FSV3044	101410	10Hz~44GHz	17/Nov/2023	16/Nov/2024
Loop Antenna	TESEQ	HLA 6120	31244	9kHz~30MHz	23/Mar/2023	22/Mar/2024
Bilog Antenna & 6dB Attenuator	TESEQ & VGT	CBL 6111D & VFA 04002-06	63537/001	30MHz~1GHz	31/May/2023	30/May/2024
Double Ridged Guide Horn Antenna	SCHWARZBECK	BBHA 9120 D	02876	1GHz~18GHz	12/Jul/2023	11/Jul/2024
Broadband Horn Antenna	SCHWARZBECK	BBHA 9170	01248	18GHz~40GHz	21/Aug/2023	20/Aug/2024
RF Cable	HUBER+SUHNER	SUOFLEX 104	CB007	9kHz~1GHz	24/Apr/2023	23/Apr/2024
RF Cable	HUBER+SUHNER	SUOFLEX 104	CB007	1GHz~40GHz	24/Apr/2023	23/Apr/2024
Preamplifier	SGH	PRAMP 903	20230515-1	30MHz~1GHz	25/May/2023	24/May/2024
Preamplifier	SGH	PRAMP 118-H	20230515-3	1GHz ~18GHz	25/May/2023	24/May/2024
Microwave Premplifier	EMC INSTRUMENTS	EM18G40G	060604	18GHz ~ 40GHz	16/Mar/2023	15/Mar/2024
SENSE-15407-NII	Sporton	V5.11	NA	NA	NA	NA

Instrument for Radiated Test (03CH03-HY)

Instrument	Manufacturer /Brand	Model No.	Serial No.	Spec.	Calibration Date	Calibration Due Date
3m Semi Anechoic Chamber	SIDT FRANKONIA	SAC-3M	03CH03-HY	1GHz~18GHz 3m	28/Jul/2023	27/Jul/2024
Signal Analyzer	R&S	FSV40	101500	10Hz~40GHz	26/Oct/2023	25/Oct/2024
Double Ridged Guide Horn Antenna	SCHWARZBECK	BBHA 9120 D	2267	1GHz~18GHz	04/Oct/2023	03/Oct/2024
Broadband Horn Antenna	SCHWARZBECK	BBHA 9170	1248	18GHz ~ 40GHz	21/Aug/2023	20/Aug/2024
RF CABLE 5+8 m	HUBER+SUHNER	SUOFLEX 104	03CH03-cable-03	1GHz~40GHz	20/Feb/2024	19/Feb/2025
Microwave Preamplifier	Agilent	8449B	3008A02326	1GHz~26.5GHz	26/Jul/2023	25/Jul/2024
Microwave Preamplifier	EMC INSTRUMENTS	EM18G40G	60604	18GHz ~ 40GHz	16/Mar/2023	15/Mar/2024
SENSE-EMI	Sporton	V5.11.6	N/A	N/A	N/A	N/A

Summary

Mode	Result	Type	Freq (Hz)	Level (dBuV)	Limit (dBuV)	Margin (dB)	Condition
Mode 1	Pass	QP	155.487k	45.09	65.69	-20.60	Neutral
Mode 2	Pass	AV	467.95k	26.24	46.55	-20.31	Neutral

Result

Mode	Result	Type	Freq (Hz)	Level (dBuV)	Limit (dBuV)	Margin (dB)	Condition
Mode 1	Pass	QP	157.99k	44.86	65.56	-20.70	Line
Mode 1	Pass	AV	157.99k	27.42	55.56	-28.14	Line
Mode 1	Pass	QP	199.152k	35.44	63.65	-28.21	Line
Mode 1	Pass	AV	199.152k	21.38	53.65	-32.27	Line
Mode 1	Pass	QP	262.308k	28.84	61.35	-32.51	Line
Mode 1	Pass	AV	262.308k	16.45	51.35	-34.90	Line
Mode 1	Pass	QP	371.231k	21.66	58.47	-36.81	Line
Mode 1	Pass	AV	371.231k	16.62	48.47	-31.85	Line
Mode 1	Pass	QP	4.222M	27.44	56.00	-28.56	Line
Mode 1	Pass	AV	4.222M	20.85	46.00	-25.15	Line
Mode 1	Pass	QP	6.926M	22.48	60.00	-37.52	Line
Mode 1	Pass	AV	6.926M	19.26	50.00	-30.74	Line
Mode 1	Pass	QP	155.487k	45.09	65.69	-20.60	Neutral
Mode 1	Pass	AV	155.487k	27.26	55.69	-28.43	Neutral
Mode 1	Pass	QP	198.359k	35.71	63.69	-27.98	Neutral
Mode 1	Pass	AV	198.359k	21.97	53.69	-31.72	Neutral
Mode 1	Pass	QP	253.051k	29.57	61.66	-32.09	Neutral
Mode 1	Pass	AV	253.051k	19.06	51.66	-32.60	Neutral
Mode 1	Pass	QP	358.13k	30.89	58.77	-27.88	Neutral
Mode 1	Pass	AV	358.13k	27.08	48.77	-21.69	Neutral
Mode 1	Pass	QP	4.04M	29.41	56.00	-26.59	Neutral
Mode 1	Pass	AV	4.04M	22.87	46.00	-23.13	Neutral
Mode 1	Pass	QP	9.456M	27.13	60.00	-32.87	Neutral
Mode 1	Pass	AV	9.456M	23.27	50.00	-26.73	Neutral
Mode 2	Pass	QP	158.622k	42.70	65.54	-22.84	Line
Mode 2	Pass	AV	158.622k	25.78	55.54	-29.76	Line
Mode 2	Pass	QP	180.957k	37.91	64.43	-26.52	Line
Mode 2	Pass	AV	180.957k	22.37	54.43	-32.06	Line
Mode 2	Pass	QP	221.817k	33.52	62.75	-29.23	Line
Mode 2	Pass	AV	221.817k	19.72	52.75	-33.03	Line
Mode 2	Pass	QP	267.596k	25.91	61.20	-35.29	Line
Mode 2	Pass	AV	267.596k	16.33	51.20	-34.87	Line
Mode 2	Pass	QP	467.95k	30.96	56.55	-25.59	Line
Mode 2	Pass	AV	467.95k	26.12	46.55	-20.43	Line
Mode 2	Pass	QP	9.919M	23.29	60.00	-36.71	Line
Mode 2	Pass	AV	9.919M	19.62	50.00	-30.38	Line
Mode 2	Pass	QP	161.175k	42.43	65.41	-22.98	Neutral
Mode 2	Pass	AV	161.175k	25.89	55.41	-29.52	Neutral
Mode 2	Pass	QP	194.439k	37.16	63.84	-26.68	Neutral
Mode 2	Pass	AV	194.439k	22.33	53.84	-31.51	Neutral
Mode 2	Pass	QP	220.053k	33.67	62.81	-29.14	Neutral
Mode 2	Pass	AV	220.053k	19.85	52.81	-32.96	Neutral
Mode 2	Pass	QP	244.12k	28.17	61.95	-33.78	Neutral
Mode 2	Pass	AV	244.12k	17.43	51.95	-34.52	Neutral
Mode 2	Pass	QP	467.95k	30.85	56.55	-25.70	Neutral
Mode 2	Pass	AV	467.95k	26.24	46.55	-20.31	Neutral
Mode 2	Pass	QP	11.919M	24.93	60.00	-35.07	Neutral
Mode 2	Pass	AV	11.919M	20.93	50.00	-29.07	Neutral

Conducted Emissions at Powerline_Mode 1

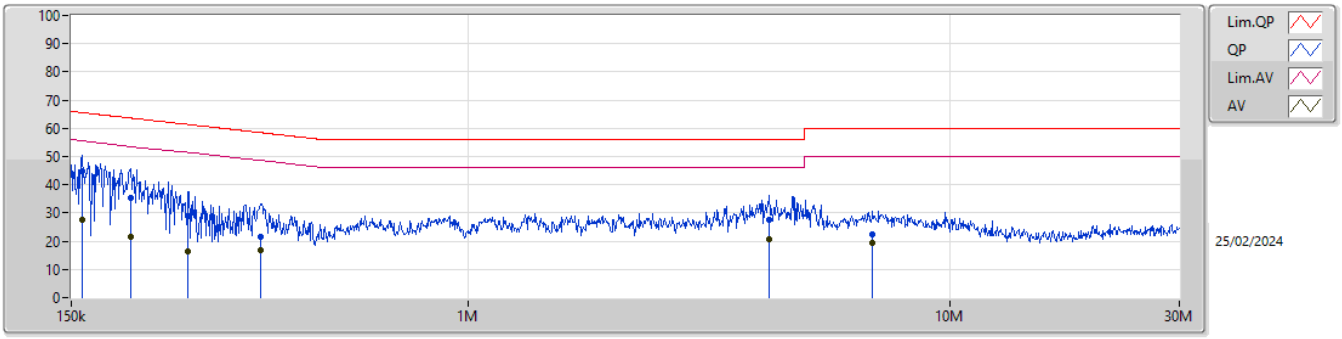

Type	Freq	Level	Limit	Margin	Factor	Condition	Comment	Raw	LISN	CL	AT
	(Hz)	(dBuV)	(dBuV)	(dB)	(dB)			(dBuV)	(dB)	(dB)	(dB)
QP	157.99k	44.86	65.56	-20.70	19.38	Line	-	25.48	9.61	0.03	9.74
AV	157.99k	27.42	55.56	-28.14	19.38	Line	-	8.04	9.61	0.03	9.74
QP	199.152k	35.44	63.65	-28.21	19.32	Line	-	16.12	9.61	0.03	9.68
AV	199.152k	21.38	53.65	-32.27	19.32	Line	-	2.06	9.61	0.03	9.68
QP	262.308k	28.84	61.35	-32.51	19.35	Line	-	9.49	9.61	0.03	9.71
AV	262.308k	16.45	51.35	-34.90	19.35	Line	-	-2.90	9.61	0.03	9.71
QP	371.231k	21.66	58.47	-36.81	19.40	Line	-	2.26	9.61	0.04	9.75
AV	371.231k	16.62	48.47	-31.85	19.40	Line	-	-2.78	9.61	0.04	9.75
QP	4.222M	27.44	56.00	-28.56	19.56	Line	-	7.88	9.64	0.13	9.79
AV	4.222M	20.85	46.00	-25.15	19.56	Line	-	1.29	9.64	0.13	9.79
QP	6.926M	22.48	60.00	-37.52	19.60	Line	-	2.88	9.65	0.16	9.79
AV	6.926M	19.26	50.00	-30.74	19.60	Line	-	-0.34	9.65	0.16	9.79

Conducted Emissions at Powerline_Mode 1

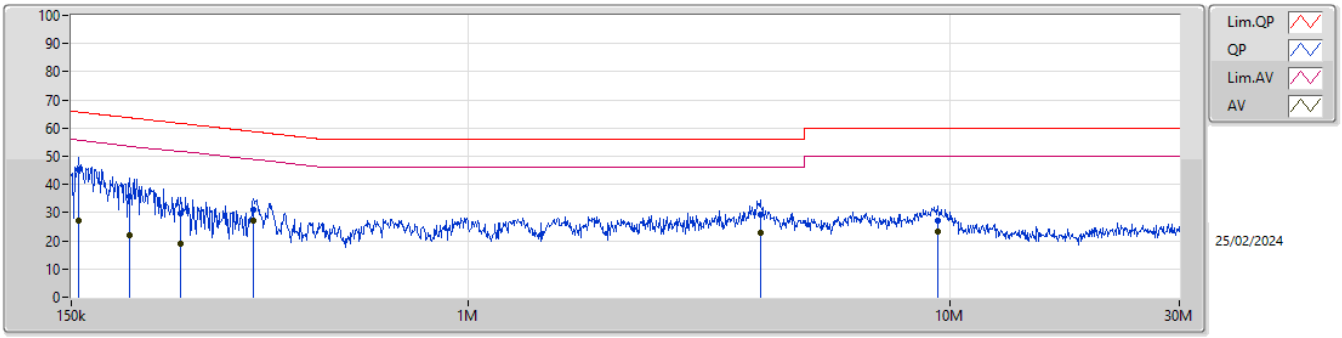

Type	Freq	Level	Limit	Margin	Factor	Condition	Comment	Raw	LISN	CL	AT
	(Hz)	(dBuV)	(dBuV)	(dB)	(dB)			(dBuV)	(dB)	(dB)	(dB)
QP	155.487k	45.09	65.69	-20.60	19.40	Neutral	-	25.69	9.62	0.03	9.75
AV	155.487k	27.26	55.69	-28.43	19.40	Neutral	-	7.86	9.62	0.03	9.75
QP	198.359k	35.71	63.69	-27.98	19.32	Neutral	-	16.39	9.61	0.03	9.68
AV	198.359k	21.97	53.69	-31.72	19.32	Neutral	-	2.65	9.61	0.03	9.68
QP	253.051k	29.57	61.66	-32.09	19.35	Neutral	-	10.22	9.61	0.03	9.71
AV	253.051k	19.06	51.66	-32.60	19.35	Neutral	-	-0.29	9.61	0.03	9.71
QP	358.13k	30.89	58.77	-27.88	19.40	Neutral	-	11.49	9.61	0.04	9.75
AV	358.13k	27.08	48.77	-21.69	19.40	Neutral	-	7.68	9.61	0.04	9.75
QP	4.04M	29.41	56.00	-26.59	19.56	Neutral	-	9.85	9.64	0.13	9.79
AV	4.04M	22.87	46.00	-23.13	19.56	Neutral	-	3.31	9.64	0.13	9.79
QP	9.456M	27.13	60.00	-32.87	19.66	Neutral	-	7.47	9.69	0.18	9.79
AV	9.456M	23.27	50.00	-26.73	19.66	Neutral	-	3.61	9.69	0.18	9.79

Conducted Emissions at Powerline_Mode 2

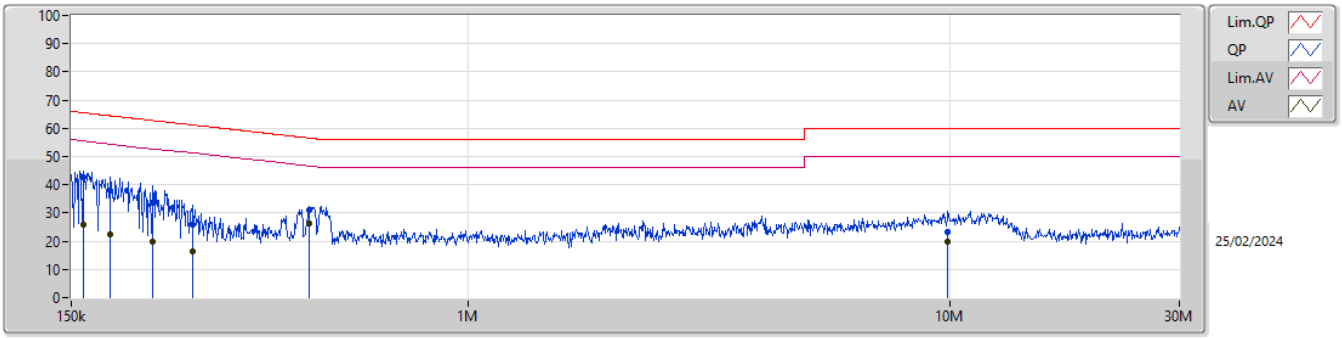

Type	Freq	Level	Limit	Margin	Factor	Condition	Comment	Raw	LISN	CL	AT
	(Hz)	(dBuV)	(dBuV)	(dB)	(dB)			(dBuV)	(dB)	(dB)	(dB)
QP	158.622k	42.70	65.54	-22.84	19.38	Line	-	23.32	9.61	0.03	9.74
AV	158.622k	25.78	55.54	-29.76	19.38	Line	-	6.40	9.61	0.03	9.74
QP	180.957k	37.91	64.43	-26.52	19.35	Line	-	18.56	9.61	0.03	9.71
AV	180.957k	22.37	54.43	-32.06	19.35	Line	-	3.02	9.61	0.03	9.71
QP	221.817k	33.52	62.75	-29.23	19.33	Line	-	14.19	9.61	0.03	9.69
AV	221.817k	19.72	52.75	-33.03	19.33	Line	-	0.39	9.61	0.03	9.69
QP	267.596k	25.91	61.20	-35.29	19.35	Line	-	6.56	9.61	0.03	9.71
AV	267.596k	16.33	51.20	-34.87	19.35	Line	-	-3.02	9.61	0.03	9.71
QP	467.95k	30.96	56.55	-25.59	19.42	Line	-	11.54	9.61	0.04	9.77
AV	467.95k	26.12	46.55	-20.43	19.42	Line	-	6.70	9.61	0.04	9.77
QP	9.919M	23.29	60.00	-36.71	19.63	Line	-	3.66	9.66	0.18	9.79
AV	9.919M	19.62	50.00	-30.38	19.63	Line	-	-0.01	9.66	0.18	9.79

Conducted Emissions at Powerline_Mode 2

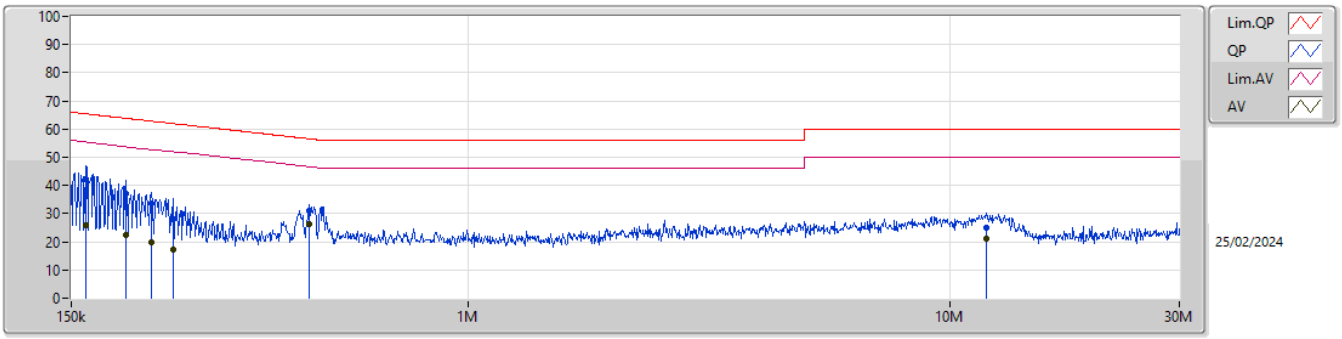

Type	Freq	Level	Limit	Margin	Factor	Condition	Comment	Raw	LISN	CL	AT
	(Hz)	(dBuV)	(dBuV)	(dB)	(dB)			(dBuV)	(dB)	(dB)	(dB)
QP	161.175k	42.43	65.41	-22.98	19.39	Neutral	-	23.04	9.62	0.03	9.74
AV	161.175k	25.89	55.41	-29.52	19.39	Neutral	-	6.50	9.62	0.03	9.74
QP	194.439k	37.16	63.84	-26.68	19.33	Neutral	-	17.83	9.61	0.03	9.69
AV	194.439k	22.33	53.84	-31.51	19.33	Neutral	-	3.00	9.61	0.03	9.69
QP	220.053k	33.67	62.81	-29.14	19.33	Neutral	-	14.34	9.61	0.03	9.69
AV	220.053k	19.85	52.81	-32.96	19.33	Neutral	-	0.52	9.61	0.03	9.69
QP	244.12k	28.17	61.95	-33.78	19.34	Neutral	-	8.83	9.61	0.03	9.70
AV	244.12k	17.43	51.95	-34.52	19.34	Neutral	-	-1.91	9.61	0.03	9.70
QP	467.95k	30.85	56.55	-25.70	19.42	Neutral	-	11.43	9.61	0.04	9.77
AV	467.95k	26.24	46.55	-20.31	19.42	Neutral	-	6.82	9.61	0.04	9.77
QP	11.919M	24.93	60.00	-35.07	19.71	Neutral	-	5.22	9.69	0.21	9.81
AV	11.919M	20.93	50.00	-29.07	19.71	Neutral	-	1.22	9.69	0.21	9.81

Summary

Mode	Max-N dB (Hz)	Max-OBW (Hz)	ITU-Code	Min-N dB (Hz)	Min-OBW (Hz)
5.15-5.25GHz	-	-	-	-	-
802.11a_Nss1,(6Mbps)_1TX	38.5M	26.761M	26M8D1D	20.02M	16.448M
802.11ac VHT20_Nss1,(MCS0)_1TX	39.49M	21.664M	21M7D1D	20.35M	17.641M
802.11ac VHT40_Nss1,(MCS0)_1TX	65.56M	36.882M	36M9D1D	38.94M	35.782M
802.11ac VHT80_Nss1,(MCS0)_1TX	79.42M	74.963M	75M0D1D	79.42M	74.963M
5.25-5.35GHz	-	-	-	-	-
802.11a_Nss1,(6Mbps)_1TX	19.36M	16.536M	16M5D1D	18.975M	16.382M
802.11ac VHT20_Nss1,(MCS0)_1TX	19.855M	17.566M	17M6D1D	19.69M	17.466M
802.11ac VHT40_Nss1,(MCS0)_1TX	40.7M	35.932M	35M9D1D	39.16M	35.882M
802.11ac VHT80_Nss1,(MCS0)_1TX	78.76M	75.362M	75M4D1D	78.76M	75.362M
5.47-5.725GHz	-	-	-	-	-
802.11a_Nss1,(6Mbps)_1TX	19.69M	16.514M	16M5D1D	19.525M	16.382M
802.11ac VHT20_Nss1,(MCS0)_1TX	20.35M	17.591M	17M6D1D	19.69M	17.466M
802.11ac VHT40_Nss1,(MCS0)_1TX	39.38M	36.432M	36M4D1D	39.16M	35.882M
802.11ac VHT80_Nss1,(MCS0)_1TX	79.64M	75.662M	75M7D1D	79.42M	75.362M
5.725-5.85GHz	-	-	-	-	-
802.11a_Nss1,(6Mbps)_1TX	16.28M	25.309M	25M3D1D	15.015M	16.294M
802.11ac VHT20_Nss1,(MCS0)_1TX	17.6M	31.234M	31M2D1D	17.6M	17.591M
802.11ac VHT40_Nss1,(MCS0)_1TX	36.3M	58.671M	58M7D1D	35.42M	40.28M
802.11ac VHT80_Nss1,(MCS0)_1TX	76.34M	75.362M	75M4D1D	76.34M	75.362M

Max-N dB = Maximum 6dB down bandwidth for 5.725-5.85GHz band / Maximum 26dB down bandwidth for other band;
Max-OBW = Maximum 99% occupied bandwidth;
Min-N dB = Minimum 6dB down bandwidth for 5.725-5.85GHz band / Maximum 26dB down bandwidth for other band;
Min-OBW = Minimum 99% occupied bandwidth

Result

Mode	Result	Limit (Hz)	Port 1-N dB (Hz)	Port 1-OBW (Hz)
802.11a_Nss1,(6Mbps)_1TX	-	-	-	-
5180MHz	Pass	Inf	20.02M	16.448M
5200MHz	Pass	Inf	38.5M	26.761M
5240MHz	Pass	Inf	30.965M	18.053M
5260MHz	Pass	Inf	19.36M	16.536M
5300MHz	Pass	Inf	18.975M	16.382M
5320MHz	Pass	Inf	19.14M	16.426M
5500MHz	Pass	Inf	19.58M	16.514M
5580MHz	Pass	Inf	19.69M	16.382M
5700MHz	Pass	Inf	19.525M	16.492M
5745MHz	Pass	500k	15.015M	16.294M
5785MHz	Pass	500k	16.28M	16.514M
5825MHz	Pass	500k	15.51M	25.309M
802.11ac VHT20_Nss1,(MCS0)_1TX	-	-	-	-
5180MHz	Pass	Inf	20.35M	17.641M
5200MHz	Pass	Inf	39.49M	21.664M
5240MHz	Pass	Inf	32.12M	18.941M
5260MHz	Pass	Inf	19.855M	17.466M
5300MHz	Pass	Inf	19.8M	17.566M
5320MHz	Pass	Inf	19.69M	17.541M
5500MHz	Pass	Inf	19.69M	17.591M
5580MHz	Pass	Inf	20.24M	17.466M
5700MHz	Pass	Inf	20.35M	17.516M
5745MHz	Pass	500k	17.6M	17.591M
5785MHz	Pass	500k	17.6M	17.591M
5825MHz	Pass	500k	17.6M	31.234M
802.11ac VHT40_Nss1,(MCS0)_1TX	-	-	-	-
5190MHz	Pass	Inf	38.94M	35.782M
5230MHz	Pass	Inf	65.56M	36.882M
5270MHz	Pass	Inf	40.7M	35.882M
5310MHz	Pass	Inf	39.16M	35.932M
5510MHz	Pass	Inf	39.16M	35.882M
5550MHz	Pass	Inf	39.38M	36.432M
5670MHz	Pass	Inf	39.38M	36.082M
5755MHz	Pass	500k	35.42M	40.28M
5795MHz	Pass	500k	36.3M	58.671M
802.11ac VHT80_Nss1,(MCS0)_1TX	-	-	-	-
5210MHz	Pass	Inf	79.42M	74.963M
5290MHz	Pass	Inf	78.76M	75.362M
5530MHz	Pass	Inf	79.42M	75.362M
5610MHz	Pass	Inf	79.64M	75.662M
5775MHz	Pass	500k	76.34M	75.362M

Port X-N dB = Port X 6dB down bandwidth for 5.725-5.85GHz band / 26dB down bandwidth for other band
Port X-OBW = Port X 99% occupied bandwidth

5.15-5.25GHz_802.11a_Nss1,(6Mbps)_1TX **EBW**

5200MHz

14/03/2024

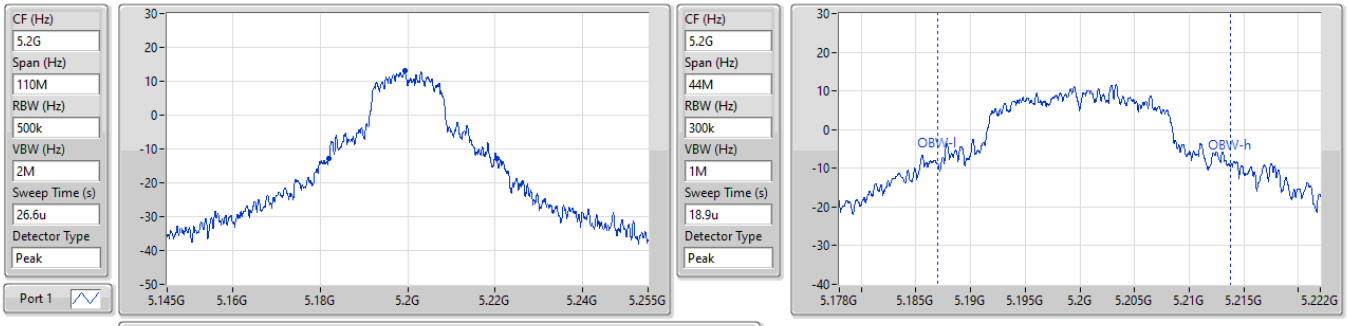

26dB(Hz)	Fl-26dB(Hz)	Fh-26dB(Hz)	OBW(Hz)	Fl-OBW(Hz)	Fh-OBW(Hz)	Limit(Hz)	Port
38.5M	5.181905G	5.220405G	26.761M	5.187026G	5.213787G	Inf	1

5.15-5.25GHz_802.11ac VHT20_Nss1,(MCS0)_1TX **EBW**

5200MHz

14/03/2024

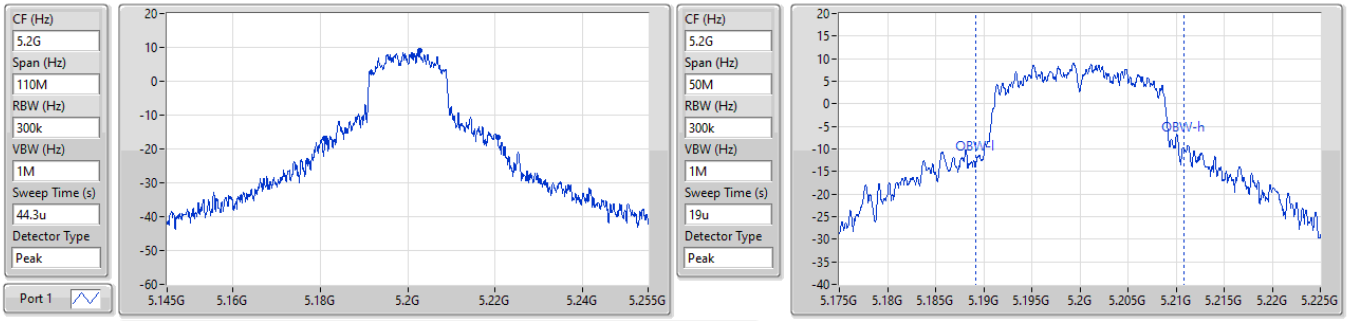

26dB(Hz)	Fl-26dB(Hz)	Fh-26dB(Hz)	OBW(Hz)	Fl-OBW(Hz)	Fh-OBW(Hz)	Limit(Hz)	Port
39.49M	5.181135G	5.220625G	21.664M	5.18913G	5.210795G	Inf	1

5.15-5.25GHz_802.11ac VHT40_Nss1,(MCS0)_1TX **EBW**

5230MHz

14/03/2024

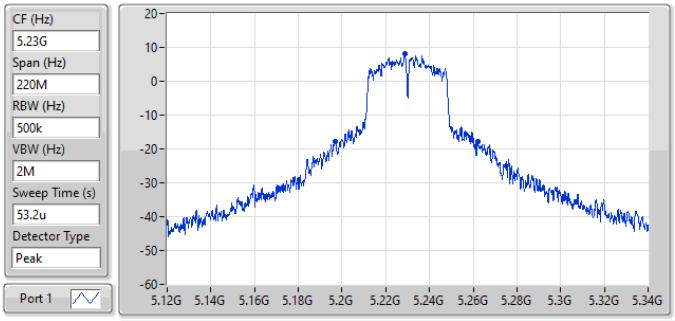

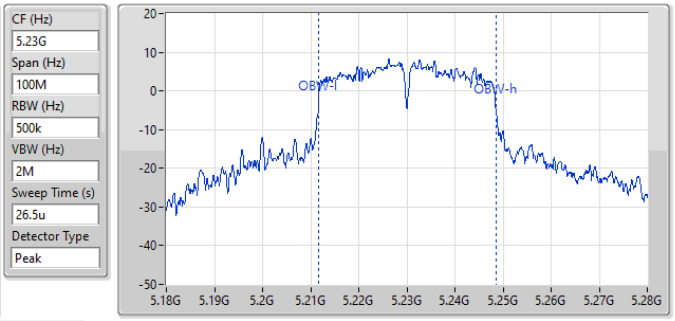

26dB(Hz)	Fl-26dB(Hz)	Fh-26dB(Hz)	OBW(Hz)	Fl-OBW(Hz)	Fh-OBW(Hz)	Limit(Hz)	Port
65.56M	5.19667G	5.26223G	36.882M	5.211609G	5.248491G	Inf	1

5.15-5.25GHz_802.11ac VHT80_Nss1,(MCS0)_1TX **EBW**

5210MHz

14/03/2024

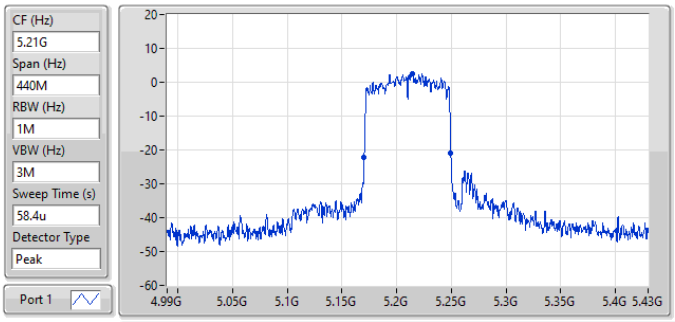

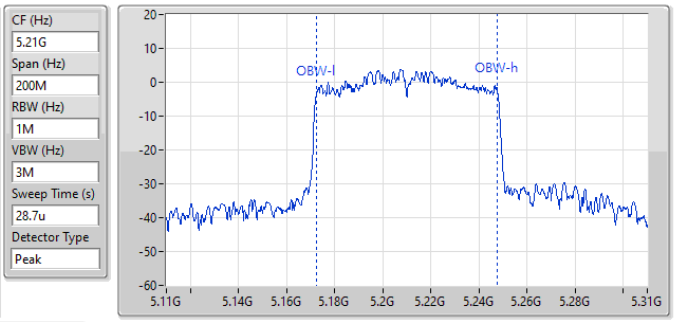

26dB(Hz)	Fl-26dB(Hz)	Fh-26dB(Hz)	OBW(Hz)	Fl-OBW(Hz)	Fh-OBW(Hz)	Limit(Hz)	Port
79.42M	5.17018G	5.2496G	74.963M	5.172619G	5.247581G	Inf	1

5.25-5.35GHz_802.11a_Nss1,(6Mbps)_1TX **EBW**

5260MHz

14/03/2024

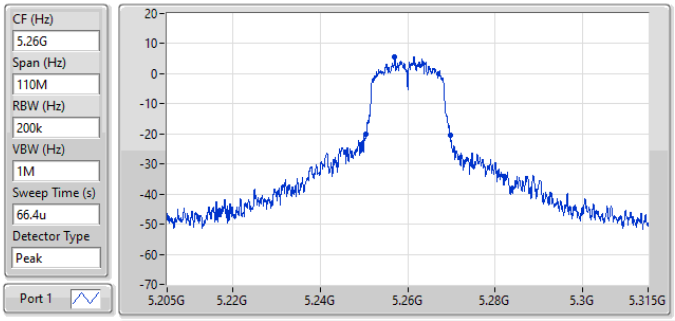

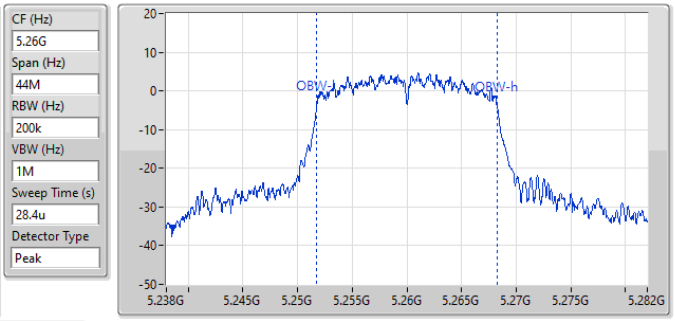

26dB(Hz)	Fl-26dB(Hz)	Fh-26dB(Hz)	OBW(Hz)	Fl-OBW(Hz)	Fh-OBW(Hz)	Limit(Hz)	Port
19.36M	5.25043G	5.26979G	16.536M	5.251732G	5.268268G	Inf	1

5.25-5.35GHz_802.11ac VHT20_Nss1,(MCS0)_1TX **EBW**

5260MHz

14/03/2024

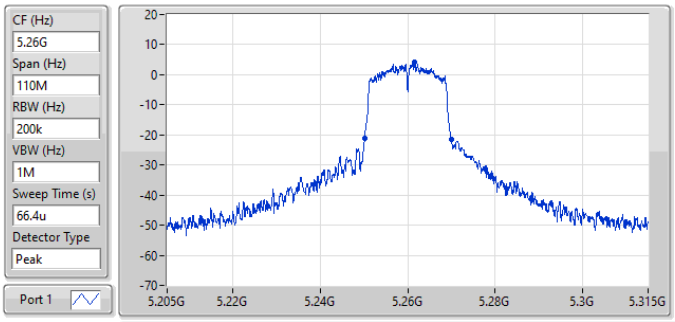

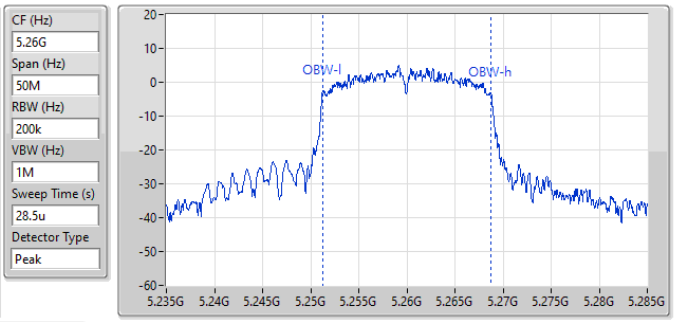

26dB(Hz)	Fl-26dB(Hz)	Fh-26dB(Hz)	OBW(Hz)	Fl-OBW(Hz)	Fh-OBW(Hz)	Limit(Hz)	Port
19.855M	5.250155G	5.27001G	17.466M	5.251254G	5.268721G	Inf	1

5.25-5.35GHz_802.11ac VHT40_Nss1,(MCS0)_1TX **EBW**

5270MHz

14/03/2024

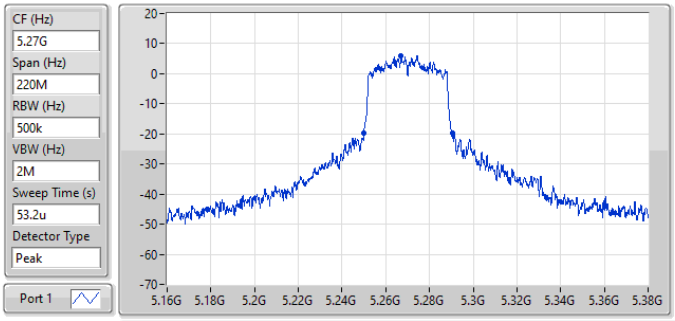

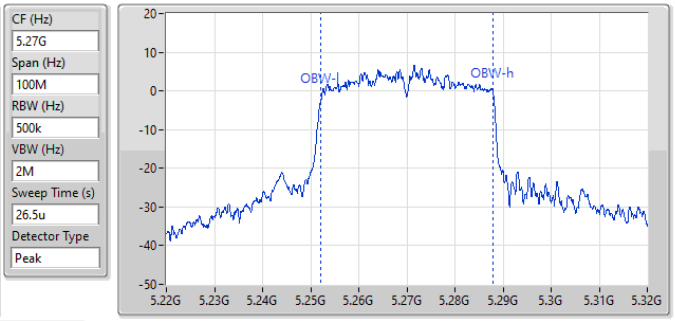

26dB(Hz)	Fl-26dB(Hz)	Fh-26dB(Hz)	OBW(Hz)	Fl-OBW(Hz)	Fh-OBW(Hz)	Limit(Hz)	Port
40.7M	5.24998G	5.29068G	35.882M	5.252109G	5.287991G	Inf	1

5.25-5.35GHz_802.11ac VHT80_Nss1,(MCS0)_1TX **EBW**

5290MHz

14/03/2024

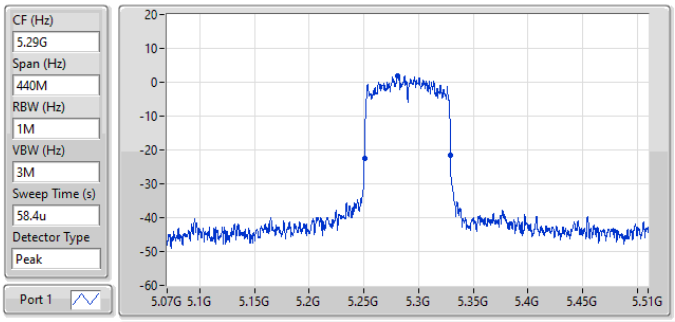

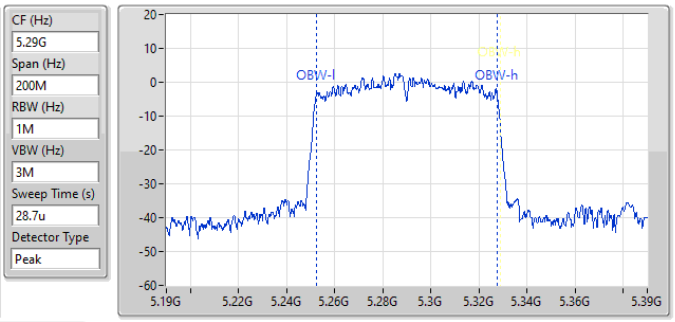

26dB(Hz)	Fl-26dB(Hz)	Fh-26dB(Hz)	OBW(Hz)	Fl-OBW(Hz)	Fh-OBW(Hz)	Limit(Hz)	Port
78.76M	5.2504G	5.32916G	75.362M	5.252219G	5.327581G	Inf	1

5.47-5.725GHz_802.11a_Nss1,(6Mbps)_1TX **EBW**

5580MHz

14/03/2024

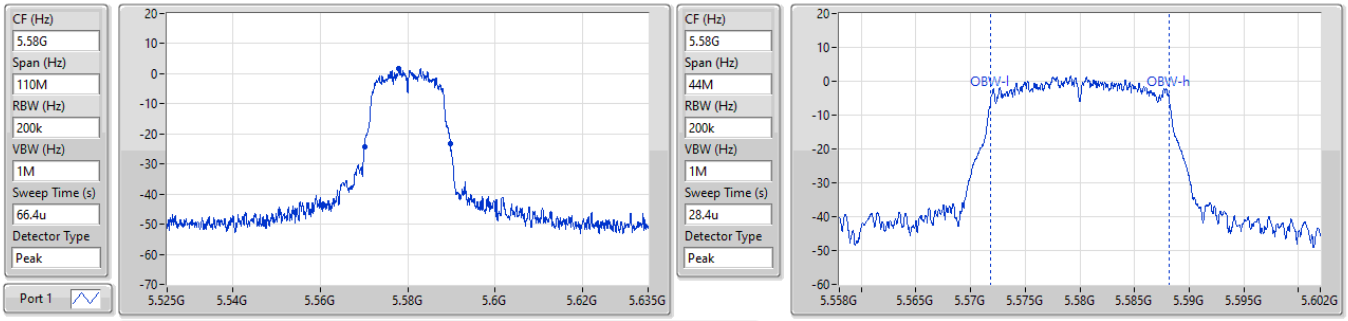

26dB(Hz)	Fl-26dB(Hz)	Fh-26dB(Hz)	OBW(Hz)	Fl-OBW(Hz)	Fh-OBW(Hz)	Limit(Hz)	Port
19.69M	5.5701G	5.58979G	16.382M	5.57182G	5.588202G	Inf	1

5.47-5.725GHz_802.11ac VHT20_Nss1,(MCS0)_1TX **EBW**

5700MHz

14/03/2024

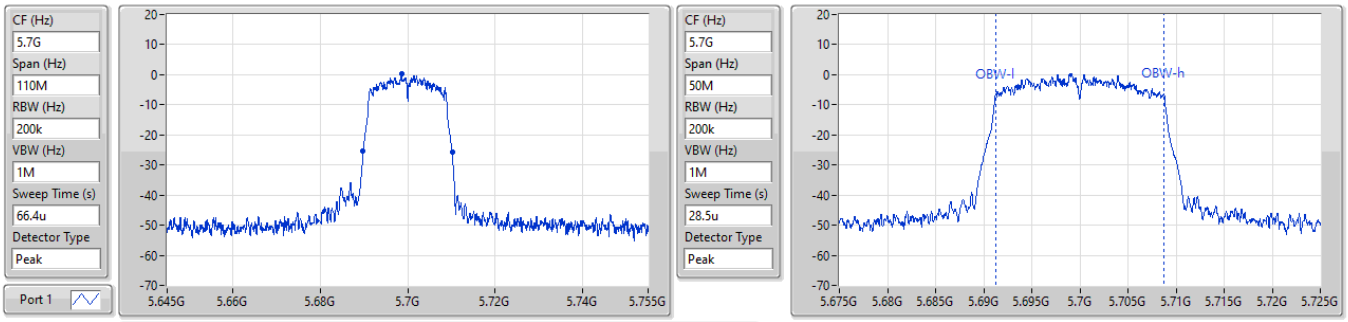

26dB(Hz)	Fl-26dB(Hz)	Fh-26dB(Hz)	OBW(Hz)	Fl-OBW(Hz)	Fh-OBW(Hz)	Limit(Hz)	Port
20.35M	5.689825G	5.710175G	17.516M	5.691229G	5.708746G	Inf	1

5.47-5.725GHz_802.11ac VHT40_Nss1,(MCS0)_1TX **EBW**

5550MHz

14/03/2024

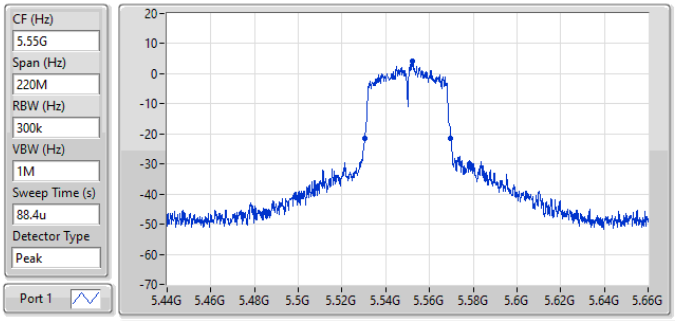

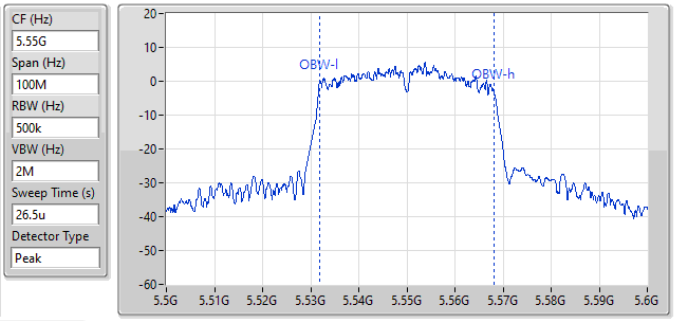

26dB(Hz)	Fl-26dB(Hz)	Fh-26dB(Hz)	OBW(Hz)	Fl-OBW(Hz)	Fh-OBW(Hz)	Limit(Hz)	Port
39.38M	5.53042G	5.5698G	36.432M	5.531759G	5.568191G	Inf	1

5.47-5.725GHz_802.11ac VHT80_Nss1,(MCS0)_1TX **EBW**

5610MHz

14/03/2024

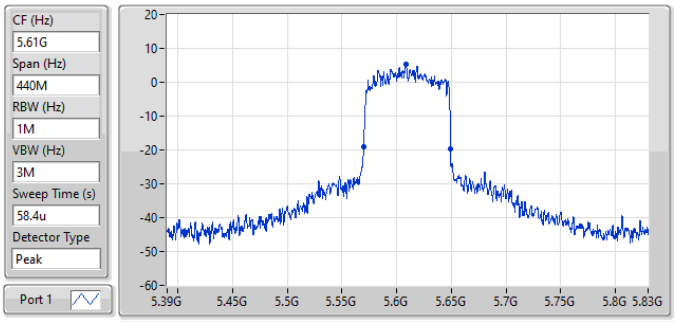

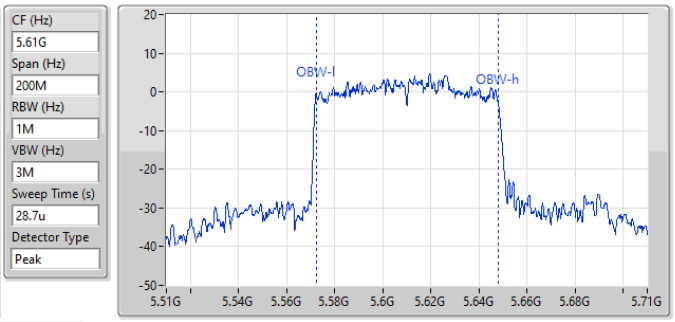

26dB(Hz)	Fl-26dB(Hz)	Fh-26dB(Hz)	OBW(Hz)	Fl-OBW(Hz)	Fh-OBW(Hz)	Limit(Hz)	Port
79.64M	5.56974G	5.64938G	75.662M	5.572219G	5.647881G	Inf	1

5.725-5.85GHz_802.11a_Nss1,(6Mbps)_1TX **EBW**

5785MHz

14/03/2024

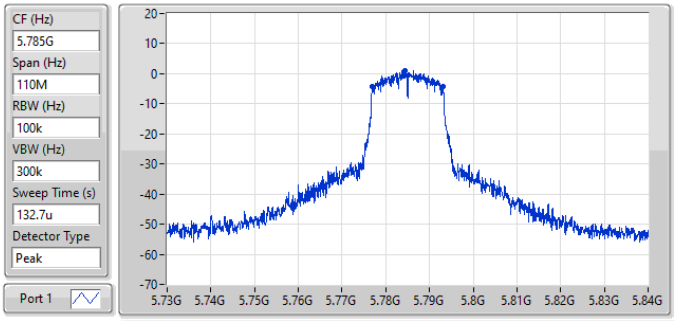

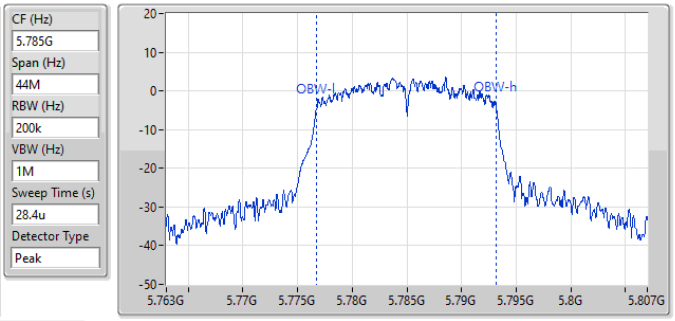

6dB(Hz)	Fl-6dB(Hz)	Fh-6dB(Hz)	OBW(Hz)	Fl-OBW(Hz)	Fh-OBW(Hz)	Limit(Hz)	Port
16.28M	5.77686G	5.79314G	16.514M	5.776688G	5.793202G	500k	1

5.725-5.85GHz_802.11ac VHT20_Nss1,(MCS0)_1TX **EBW**

5745MHz

14/03/2024

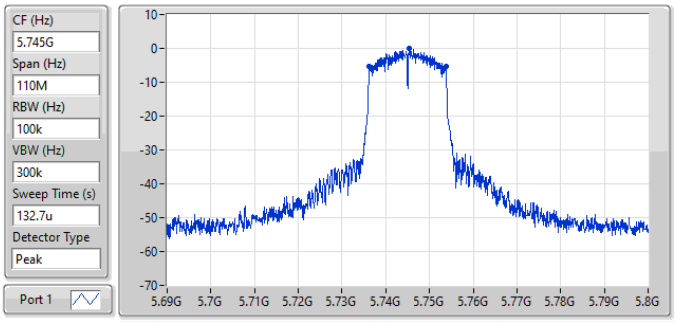

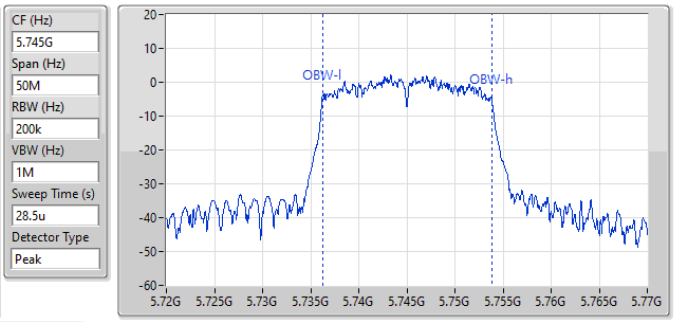

6dB(Hz)	Fl-6dB(Hz)	Fh-6dB(Hz)	OBW(Hz)	Fl-OBW(Hz)	Fh-OBW(Hz)	Limit(Hz)	Port
17.6M	5.7362G	5.7538G	17.591M	5.736229G	5.753821G	500k	1

5.725-5.85GHz_802.11ac VHT40_Nss1,(MCS0)_1TX **EBW**

5795MHz

14/03/2024

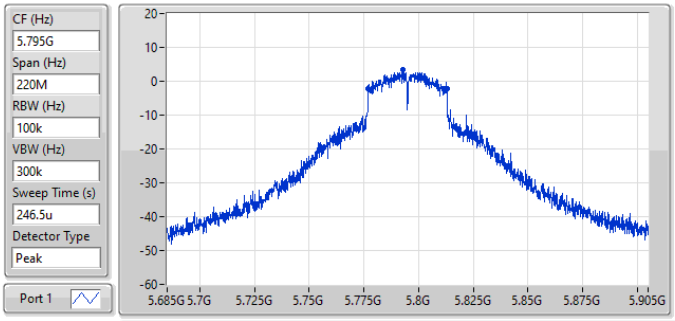

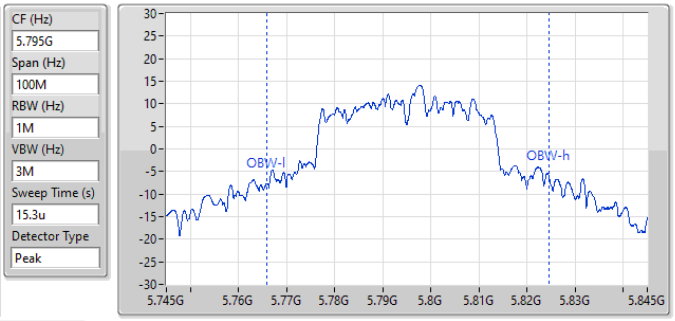

6dB(Hz)	Fl-6dB(Hz)	Fh-6dB(Hz)	OBW(Hz)	Fl-OBW(Hz)	Fh-OBW(Hz)	Limit(Hz)	Port
36.3M	5.77685G	5.81315G	58.671M	5.765865G	5.824535G	500k	1

5.725-5.85GHz_802.11ac VHT80_Nss1,(MCS0)_1TX **EBW**

5775MHz

14/03/2024

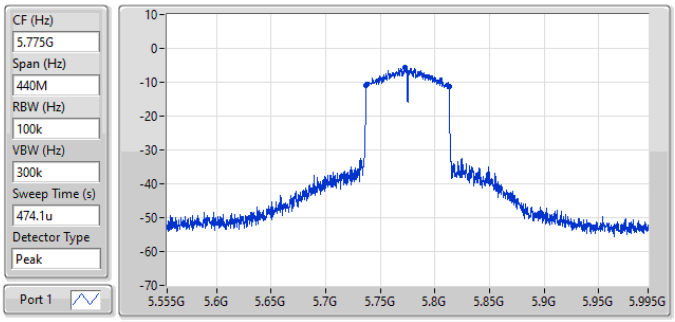

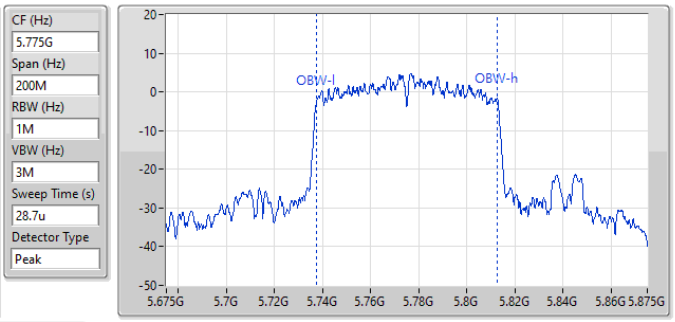

6dB(Hz)	Fl-6dB(Hz)	Fh-6dB(Hz)	OBW(Hz)	Fl-OBW(Hz)	Fh-OBW(Hz)	Limit(Hz)	Port
76.34M	5.73694G	5.81328G	75.362M	5.737419G	5.812781G	500k	1

Summary

Mode	Total Power (dBm)	Total Power (W)	EIRP (dBm)	EIRP (W)
5.15-5.25GHz	-	-	-	-
802.11a_Nss1,(6Mbps)_1TX	19.56	0.09036	22.46	0.17620
802.11ac VHT20_Nss1,(MCS0)_1TX	18.91	0.07780	21.81	0.15171
802.11ac VHT40_Nss1,(MCS0)_1TX	18.22	0.06637	21.12	0.12942
802.11ac VHT80_Nss1,(MCS0)_1TX	13.28	0.02128	16.18	0.04150
5.25-5.35GHz	-	-	-	-
802.11a_Nss1,(6Mbps)_1TX	16.21	0.04178	19.11	0.08147
802.11ac VHT20_Nss1,(MCS0)_1TX	15.56	0.03597	18.46	0.07015
802.11ac VHT40_Nss1,(MCS0)_1TX	15.92	0.03908	18.82	0.07621
802.11ac VHT80_Nss1,(MCS0)_1TX	12.28	0.01690	15.18	0.03296
5.47-5.725GHz	-	-	-	-
802.11a_Nss1,(6Mbps)_1TX	12.85	0.01928	15.75	0.03758
802.11ac VHT20_Nss1,(MCS0)_1TX	12.05	0.01603	14.95	0.03126
802.11ac VHT40_Nss1,(MCS0)_1TX	14.99	0.03155	17.89	0.06152
802.11ac VHT80_Nss1,(MCS0)_1TX	14.45	0.02786	17.35	0.05433
5.725-5.85GHz	-	-	-	-
802.11a_Nss1,(6Mbps)_1TX	19.11	0.08147	22.01	0.15885
802.11ac VHT20_Nss1,(MCS0)_1TX	20.05	0.10116	22.95	0.19724
802.11ac VHT40_Nss1,(MCS0)_1TX	19.91	0.09795	22.81	0.19099
802.11ac VHT80_Nss1,(MCS0)_1TX	14.36	0.02729	17.26	0.05321

Result

Mode	Result	DG (dBi)	Port 1 (dBm)	Total Power (dBm)	Power Limit (dBm)	EIRP (dBm)	EIRP Limit (dBm)
802.11a_Nss1,(6Mbps)_1TX	-	-	-	-	-	-	-
5180MHz	Pass	2.90	15.64	15.64	23.98	18.54	30.00
5200MHz	Pass	2.90	19.56	19.56	23.98	22.46	30.00
5240MHz	Pass	2.90	18.00	18.00	23.98	20.90	30.00
5260MHz	Pass	2.90	16.21	16.21	23.87	19.11	29.87
5300MHz	Pass	2.90	14.87	14.87	23.78	17.77	29.78
5320MHz	Pass	2.90	15.54	15.54	23.82	18.44	29.82
5500MHz	Pass	2.90	12.85	12.85	23.92	15.75	29.92
5580MHz	Pass	2.90	12.78	12.78	23.94	15.68	29.94
5700MHz	Pass	2.90	10.98	10.98	23.91	13.88	29.91
5745MHz	Pass	2.90	14.07	14.07	30.00	16.97	36.00
5785MHz	Pass	2.90	15.00	15.00	30.00	17.90	36.00
5825MHz	Pass	2.90	19.11	19.11	30.00	22.01	36.00
802.11ac VHT20_Nss1,(MCS0)_1TX	-	-	-	-	-	-	-
5180MHz	Pass	2.90	15.18	15.18	23.98	18.08	30.00
5200MHz	Pass	2.90	18.91	18.91	23.98	21.81	30.00
5240MHz	Pass	2.90	18.43	18.43	23.98	21.33	30.00
5260MHz	Pass	2.90	15.56	15.56	23.98	18.46	29.98
5300MHz	Pass	2.90	14.83	14.83	23.97	17.73	29.97
5320MHz	Pass	2.90	14.46	14.46	23.94	17.36	29.94
5500MHz	Pass	2.90	11.66	11.66	23.94	14.56	29.94
5580MHz	Pass	2.90	12.05	12.05	23.98	14.95	30.00
5700MHz	Pass	2.90	11.57	11.57	23.98	14.47	30.00
5745MHz	Pass	2.90	13.90	13.90	30.00	16.80	36.00
5785MHz	Pass	2.90	15.35	15.35	30.00	18.25	36.00
5825MHz	Pass	2.90	20.05	20.05	30.00	22.95	36.00
802.11ac VHT40_Nss1,(MCS0)_1TX	-	-	-	-	-	-	-
5190MHz	Pass	2.90	12.53	12.53	23.98	15.43	30.00
5230MHz	Pass	2.90	18.22	18.22	23.98	21.12	30.00
5270MHz	Pass	2.90	15.92	15.92	23.98	18.82	30.00
5310MHz	Pass	2.90	12.83	12.83	23.98	15.73	30.00
5510MHz	Pass	2.90	10.01	10.01	23.98	12.91	30.00
5550MHz	Pass	2.90	14.99	14.99	23.98	17.89	30.00
5670MHz	Pass	2.90	13.85	13.85	23.98	16.75	30.00
5755MHz	Pass	2.90	18.30	18.30	30.00	21.20	36.00
5795MHz	Pass	2.90	19.91	19.91	30.00	22.81	36.00
802.11ac VHT80_Nss1,(MCS0)_1TX	-	-	-	-	-	-	-
5210MHz	Pass	2.90	13.28	13.28	23.98	16.18	30.00
5290MHz	Pass	2.90	12.28	12.28	23.98	15.18	30.00
5530MHz	Pass	2.90	10.52	10.52	23.98	13.42	30.00
5610MHz	Pass	2.90	14.45	14.45	23.98	17.35	30.00
5775MHz	Pass	2.90	14.36	14.36	30.00	17.26	36.00

DG = Directional Gain; Port X = Port X output power

Summary

Mode	PD (dBm/RBW)	EIRP PD (dBm/RBW)
5.15-5.25GHz	-	-
802.11a_Nss1,(6Mbps)_1TX	7.08	9.98
802.11ac VHT20_Nss1,(MCS0)_1TX	6.79	9.69
802.11ac VHT40_Nss1,(MCS0)_1TX	3.25	6.15
802.11ac VHT80_Nss1,(MCS0)_1TX	-4.93	-2.03
5.25-5.35GHz	-	-
802.11a_Nss1,(6Mbps)_1TX	4.29	7.19
802.11ac VHT20_Nss1,(MCS0)_1TX	3.41	6.31
802.11ac VHT40_Nss1,(MCS0)_1TX	0.96	3.86
802.11ac VHT80_Nss1,(MCS0)_1TX	-6.02	-3.12
5.47-5.725GHz	-	-
802.11a_Nss1,(6Mbps)_1TX	1.05	3.95
802.11ac VHT20_Nss1,(MCS0)_1TX	0.09	2.99
802.11ac VHT40_Nss1,(MCS0)_1TX	0.13	3.03
802.11ac VHT80_Nss1,(MCS0)_1TX	-3.68	-0.78
5.725-5.85GHz	-	-
802.11a_Nss1,(6Mbps)_1TX	5.59	8.49
802.11ac VHT20_Nss1,(MCS0)_1TX	6.18	9.08
802.11ac VHT40_Nss1,(MCS0)_1TX	3.18	6.08
802.11ac VHT80_Nss1,(MCS0)_1TX	-5.42	-2.52

RBW = 500kHz for 5.725-5.85GHz band / 1MHz for other band;

Result

Mode	Result	DG (dBi)	Port 1 (dBm/RBW)	PD (dBm/RBW)	PD Limit (dBm/RBW)	EIRP PD (dBm/RBW)	EIRP PD Limit (dBm/RBW)
802.11a_Nss1,(6Mbps)_1TX	-	-	-	-	-	-	-
5180MHz	Pass	2.90	3.74	3.74	11.00	6.64	17.00
5200MHz	Pass	2.90	7.08	7.08	11.00	9.98	17.00
5240MHz	Pass	2.90	6.16	6.16	11.00	9.06	17.00
5260MHz	Pass	2.90	4.29	4.29	11.00	7.19	17.00
5300MHz	Pass	2.90	2.90	2.90	11.00	5.80	17.00
5320MHz	Pass	2.90	3.53	3.53	11.00	6.43	17.00
5500MHz	Pass	2.90	0.98	0.98	11.00	3.88	17.00
5580MHz	Pass	2.90	1.05	1.05	11.00	3.95	17.00
5700MHz	Pass	2.90	-0.98	-0.98	11.00	1.92	17.00
5745MHz	Pass	2.90	0.64	0.64	30.00	3.54	36.00
5785MHz	Pass	2.90	1.59	1.59	30.00	4.49	36.00
5825MHz	Pass	2.90	5.59	5.59	30.00	8.49	36.00
802.11ac VHT20_Nss1,(MCS0)_1TX	-	-	-	-	-	-	-
5180MHz	Pass	2.90	3.15	3.15	11.00	6.05	17.00
5200MHz	Pass	2.90	6.79	6.79	11.00	9.69	17.00
5240MHz	Pass	2.90	6.29	6.29	11.00	9.19	17.00
5260MHz	Pass	2.90	3.41	3.41	11.00	6.31	17.00
5300MHz	Pass	2.90	2.70	2.70	11.00	5.60	17.00
5320MHz	Pass	2.90	2.31	2.31	11.00	5.21	17.00
5500MHz	Pass	2.90	-0.38	-0.38	11.00	2.52	17.00
5580MHz	Pass	2.90	0.09	0.09	11.00	2.99	17.00
5700MHz	Pass	2.90	-0.56	-0.56	11.00	2.34	17.00
5745MHz	Pass	2.90	0.28	0.28	30.00	3.18	36.00
5785MHz	Pass	2.90	1.73	1.73	30.00	4.63	36.00
5825MHz	Pass	2.90	6.18	6.18	30.00	9.08	36.00
802.11ac VHT40_Nss1,(MCS0)_1TX	-	-	-	-	-	-	-
5190MHz	Pass	2.90	-2.40	-2.40	11.00	0.50	17.00
5230MHz	Pass	2.90	3.25	3.25	11.00	6.15	17.00
5270MHz	Pass	2.90	0.96	0.96	11.00	3.86	17.00
5310MHz	Pass	2.90	-2.20	-2.20	11.00	0.70	17.00
5510MHz	Pass	2.90	-4.97	-4.97	11.00	-2.07	17.00
5550MHz	Pass	2.90	0.13	0.13	11.00	3.03	17.00
5670MHz	Pass	2.90	-1.18	-1.18	11.00	1.72	17.00
5755MHz	Pass	2.90	1.71	1.71	30.00	4.61	36.00
5795MHz	Pass	2.90	3.18	3.18	30.00	6.08	36.00
802.11ac VHT80_Nss1,(MCS0)_1TX	-	-	-	-	-	-	-
5210MHz	Pass	2.90	-4.93	-4.93	11.00	-2.03	17.00
5290MHz	Pass	2.90	-6.02	-6.02	11.00	-3.12	17.00
5530MHz	Pass	2.90	-7.75	-7.75	11.00	-4.85	17.00
5610MHz	Pass	2.90	-3.68	-3.68	11.00	-0.78	17.00
5775MHz	Pass	2.90	-5.42	-5.42	30.00	-2.52	36.00

DG = Directional Gain; RBW = 500kHz for 5.725-5.85GHz band / 1MHz for other band;
PD = trace bin-by-bin of each transmits port summing can be performed maximum power density; Port X = Port X Power Density;

5.15-5.25GHz_802.11a_Nss1,(6Mbps)_1TX **PSD**

5200MHz

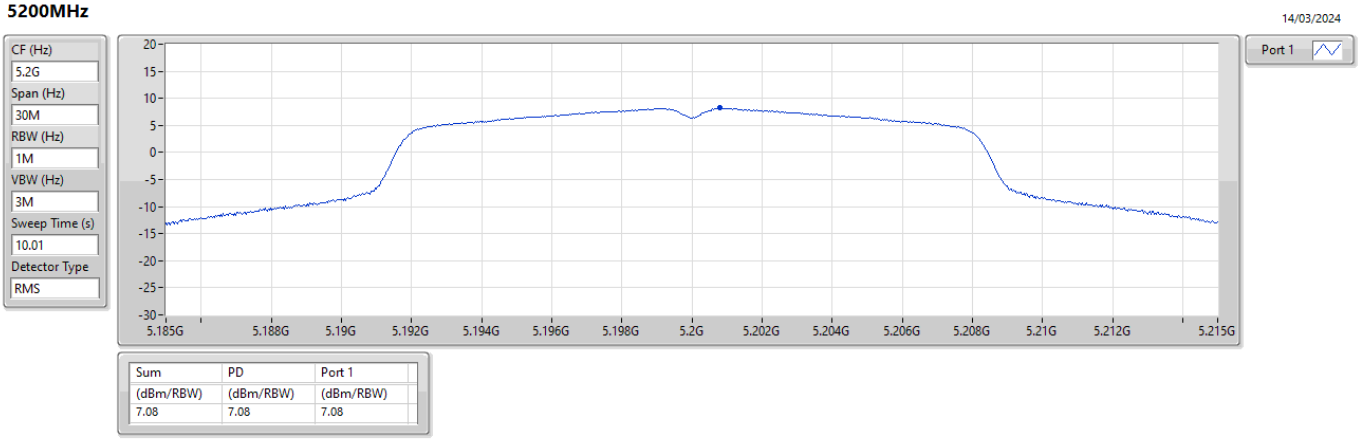

5.15-5.25GHz_802.11ac VHT20_Nss1,(MCS0)_1TX **PSD**

5200MHz

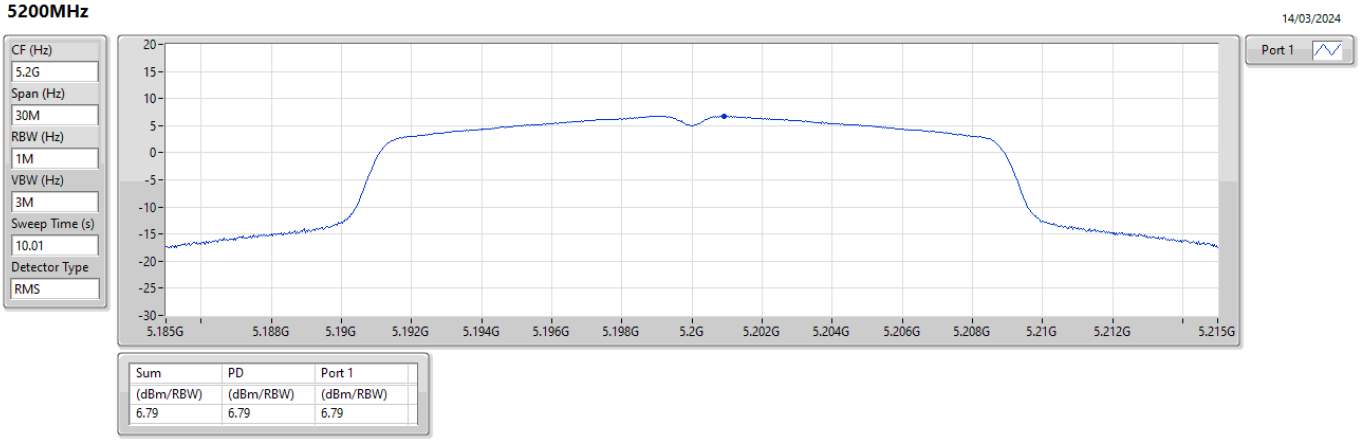

5.15-5.25GHz_802.11ac VHT40_Nss1,(MCS0)_1TX **PSD**

5230MHz

14/03/2024

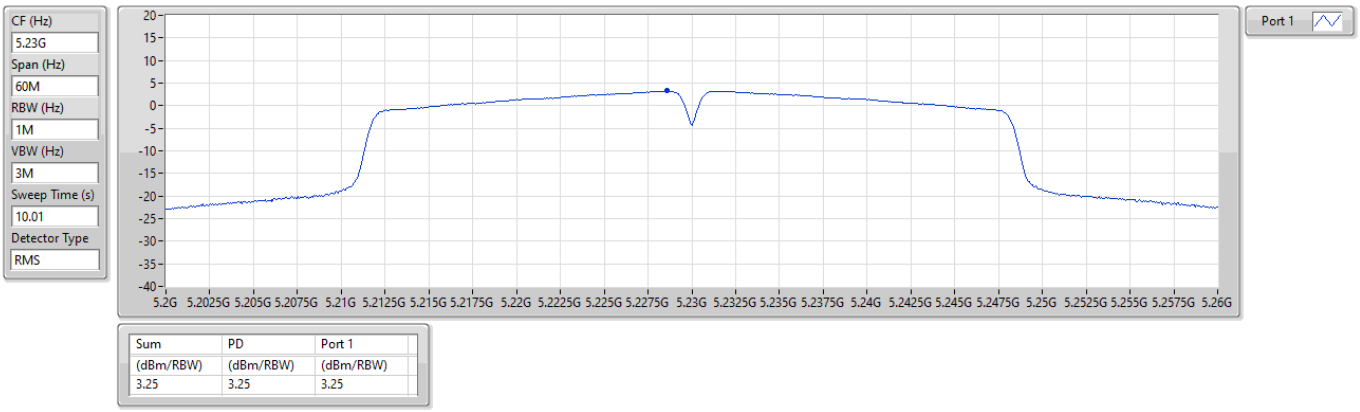

Sum	PD	Port 1
(dBm/RBW)	(dBm/RBW)	(dBm/RBW)
3.25	3.25	3.25

5.15-5.25GHz_802.11ac VHT80_Nss1,(MCS0)_1TX **PSD**

5210MHz

14/03/2024

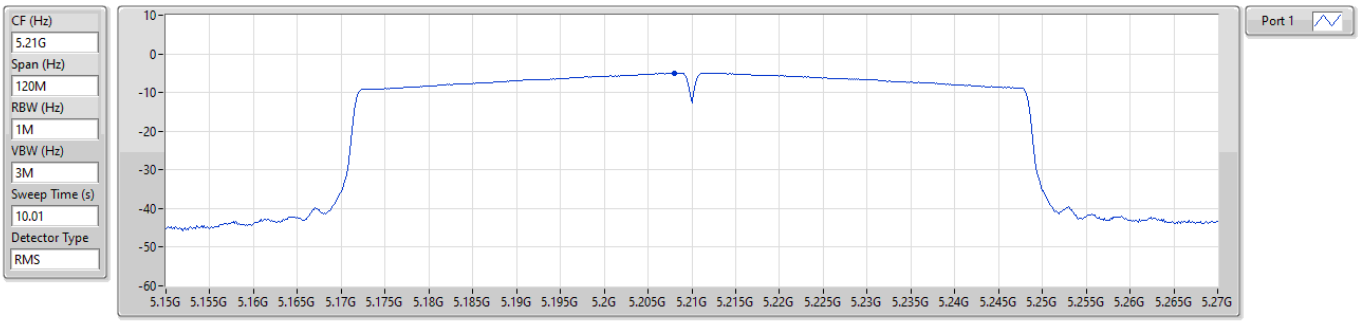

Sum	PD	Port 1
(dBm/RBW)	(dBm/RBW)	(dBm/RBW)
-4.93	-4.93	-4.93

5.25-5.35GHz_802.11a_Nss1,(6Mbps)_1TX **PSD**

5260MHz

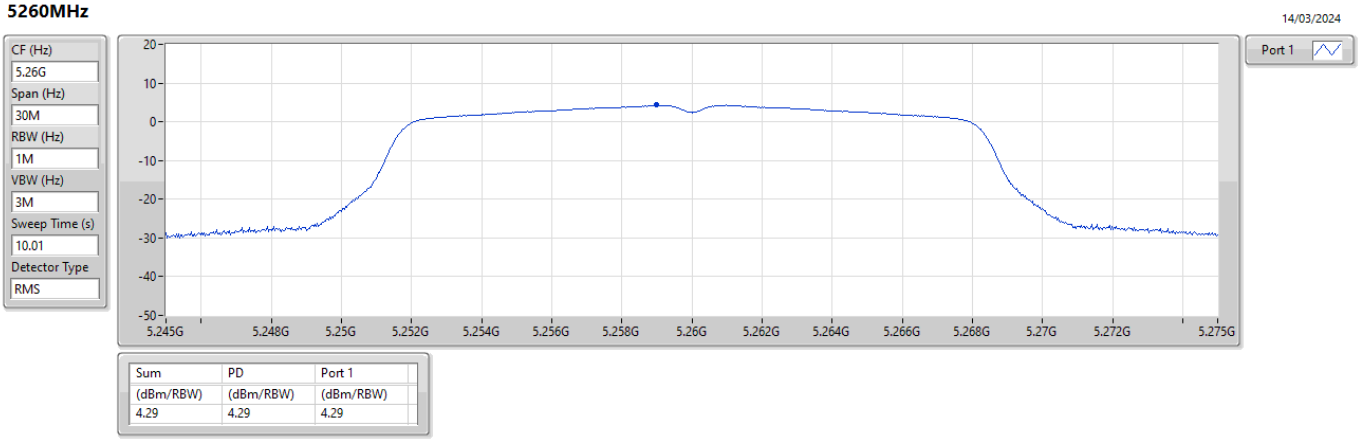

5.25-5.35GHz_802.11ac VHT20_Nss1,(MCS0)_1TX **PSD**

5260MHz

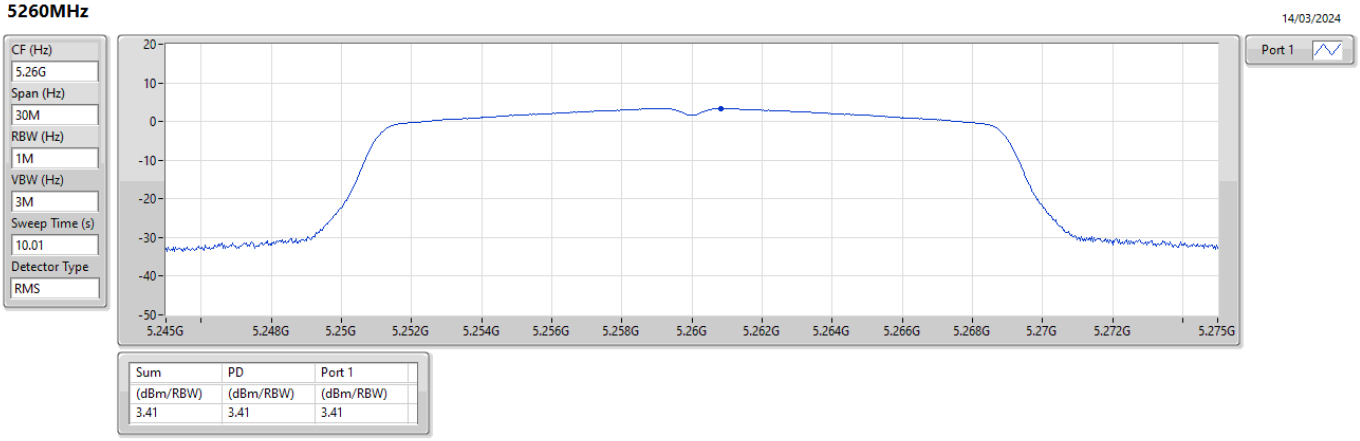

5.25-5.35GHz_802.11ac VHT40_Nss1,(MCS0)_1TX **PSD**

5270MHz

14/03/2024

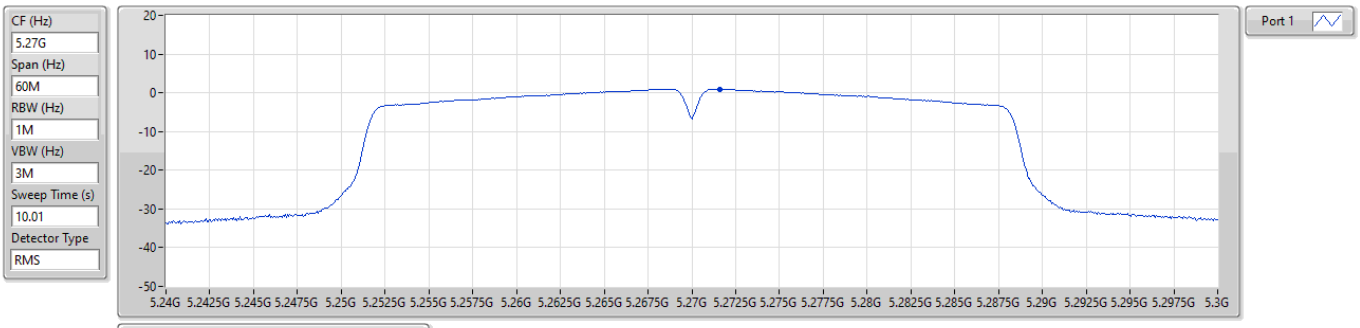

Sum	PD	Port 1
(dBm/RBW)	(dBm/RBW)	(dBm/RBW)
0.96	0.96	0.96

5.25-5.35GHz_802.11ac VHT80_Nss1,(MCS0)_1TX **PSD**

5290MHz

14/03/2024

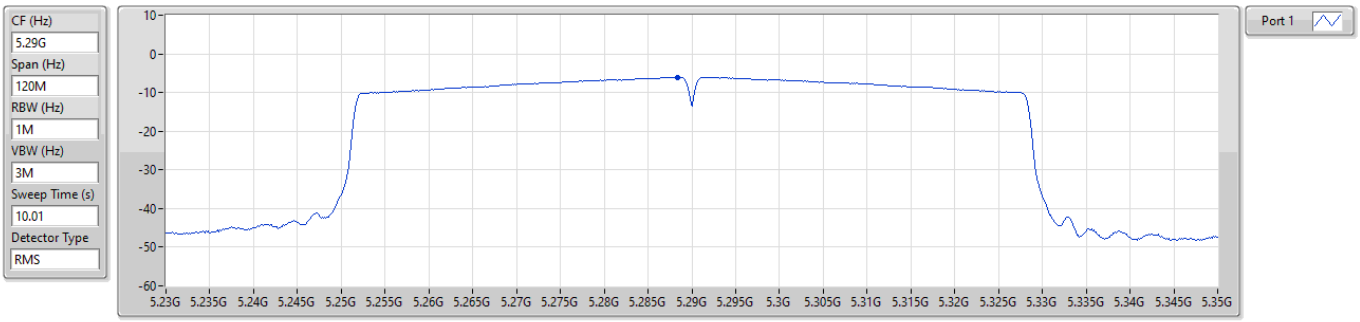

Sum	PD	Port 1
(dBm/RBW)	(dBm/RBW)	(dBm/RBW)
-6.02	-6.02	-6.02

5.47-5.725GHz_802.11a_Nss1,(6Mbps)_1TX **PSD**

5580MHz

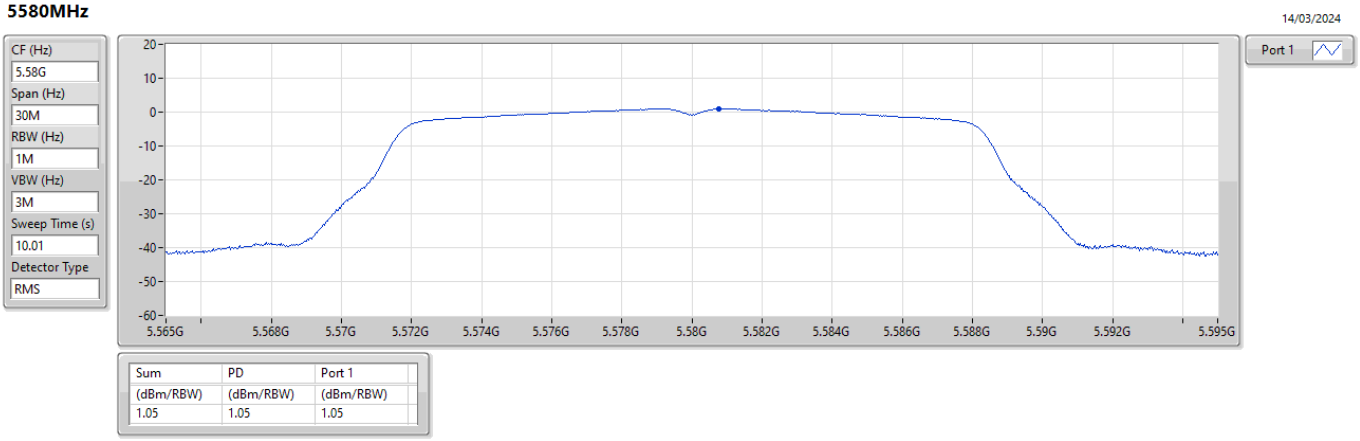

5.47-5.725GHz_802.11ac VHT20_Nss1,(MCS0)_1TX **PSD**

5580MHz

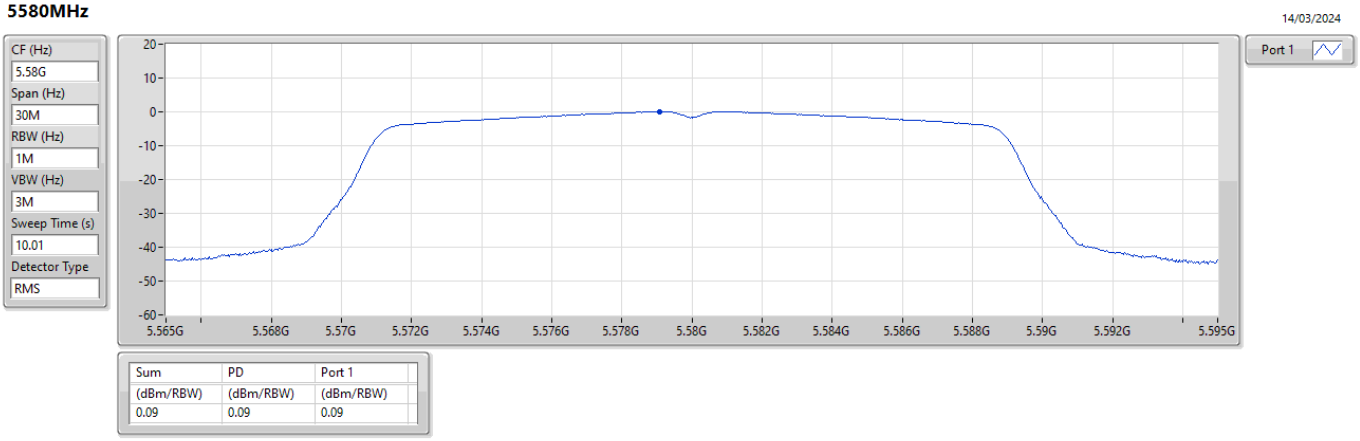

5.47-5.725GHz_802.11ac VHT40_Nss1,(MCS0)_1TX **PSD**

5550MHz

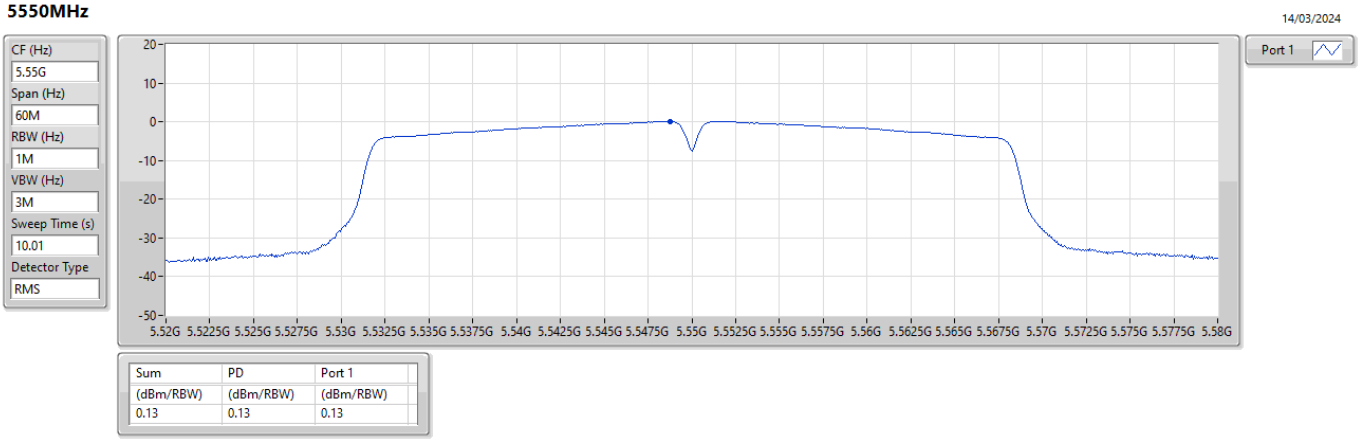

5.47-5.725GHz_802.11ac VHT80_Nss1,(MCS0)_1TX **PSD**

5610MHz

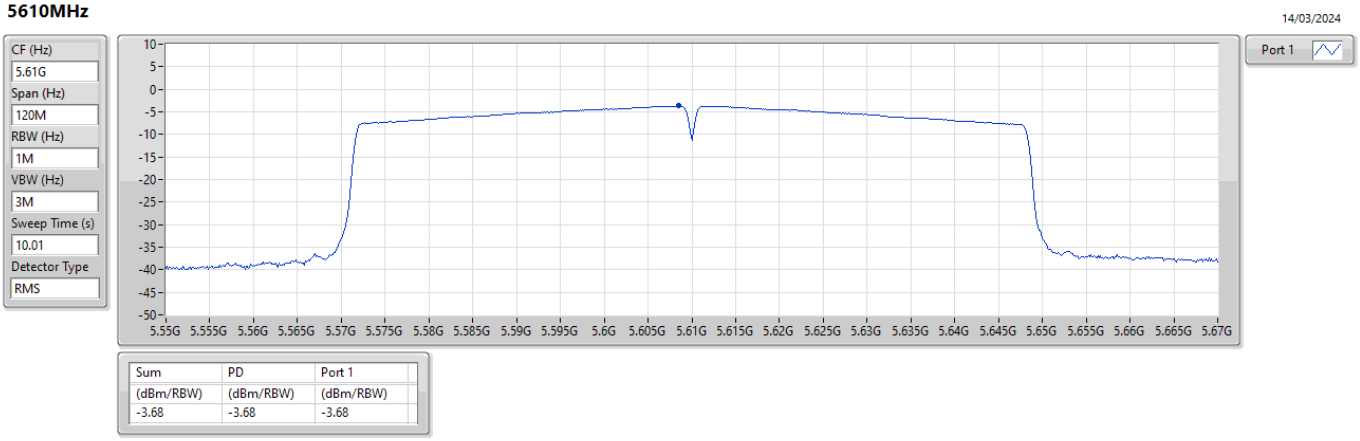

5.725-5.85GHz_802.11a_Nss1,(6Mbps)_1TX **PSD**

5825MHz

14/03/2024

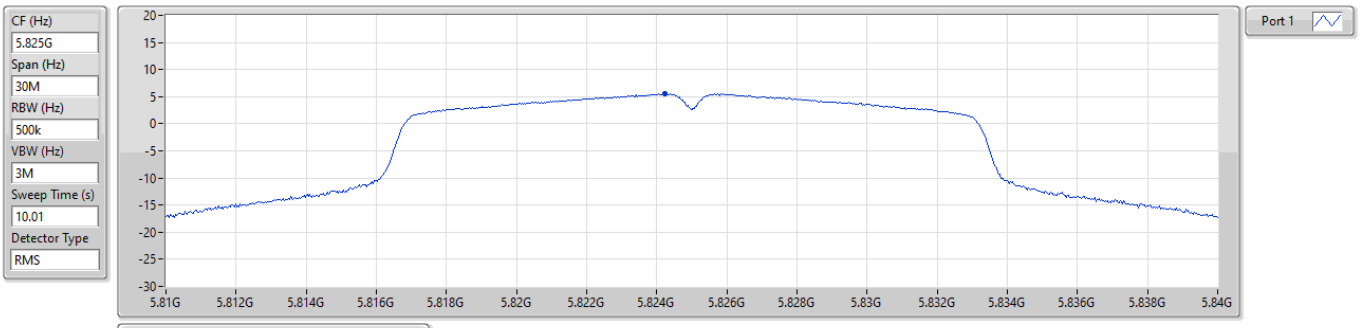

Sum	PD	Port 1
(dBm/RBW)	(dBm/RBW)	(dBm/RBW)
5.59	5.59	5.59

5.725-5.85GHz_802.11ac VHT20_Nss1,(MCS0)_1TX **PSD**

5825MHz

14/03/2024

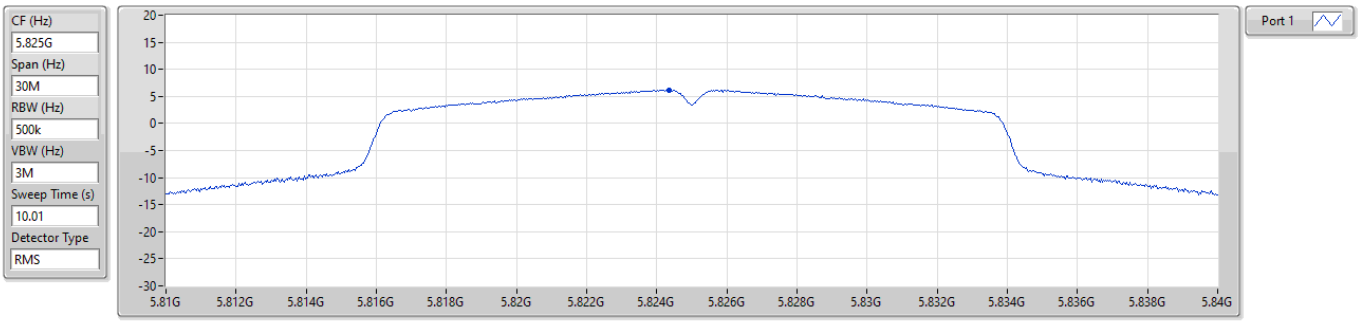

Sum	PD	Port 1
(dBm/RBW)	(dBm/RBW)	(dBm/RBW)
6.18	6.18	6.18

5.725-5.85GHz_802.11ac VHT40_Nss1,(MCS0)_1TX **PSD**

5795MHz

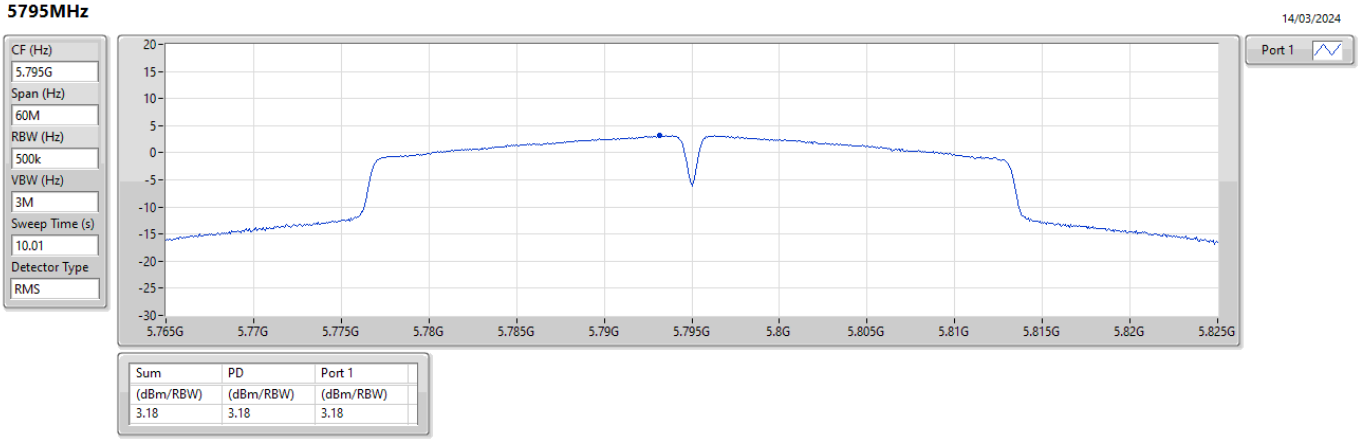

5.725-5.85GHz_802.11ac VHT80_Nss1,(MCS0)_1TX **PSD**

5775MHz

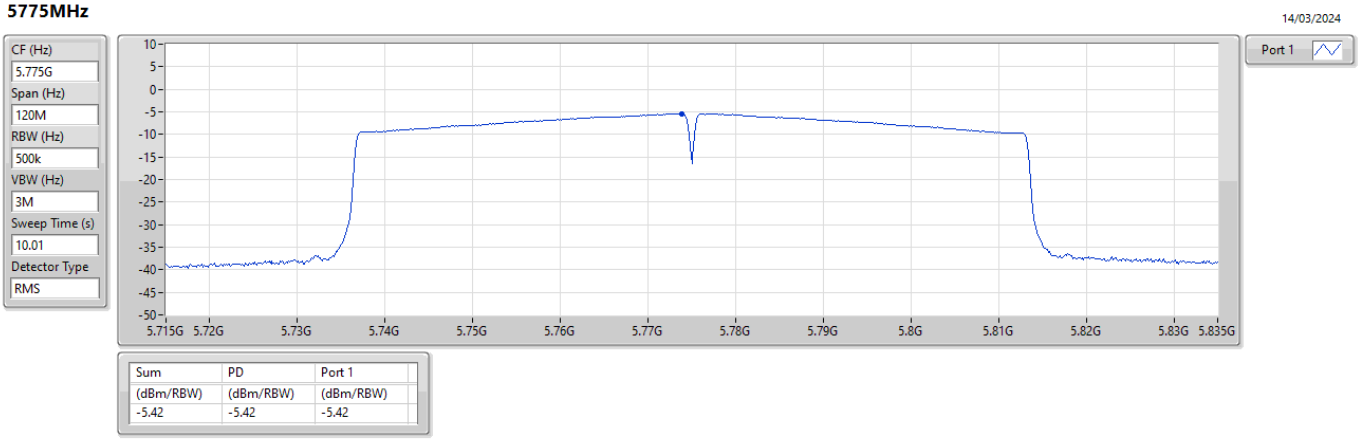

Summary

Mode	Result	Type	Freq (Hz)	Level (dBuV/m)	Limit (dBuV/m)	Margin (dB)	Dist (m)	Condition	Azimuth (°)	Height (m)
5.725-5.85GHz	-	-	-	-	-	-	-	-	-	-
802.11ac VHT40_Nss1,(MCS0)_1TX	Pass	PK	881.66M	42.17	46.00	-3.83	3	Vertical	360	1.00

Result

Mode	Result	Type	Freq (Hz)	Level (dBuV/m)	Limit (dBuV/m)	Margin (dB)	Dist (m)	Condition	Azimuth (°)	Height (m)
802.11ac VHT40_Nss1,(MCS0)_1TX	-	-	-	-	-	-	-	-	-	-
5795MHz_Adapter1	Pass	PK	31.94M	35.71	40.00	-4.29	3	Vertical	360	1.00
5795MHz_Adapter1	Pass	PK	121.18M	33.10	43.50	-10.40	3	Vertical	360	1.00
5795MHz_Adapter1	Pass	PK	474.26M	33.60	46.00	-12.40	3	Vertical	360	1.00
5795MHz_Adapter1	Pass	PK	788.54M	33.08	46.00	-12.92	3	Vertical	360	1.00
5795MHz_Adapter1	Pass	PK	840.92M	34.50	46.00	-11.50	3	Vertical	360	1.00
5795MHz_Adapter1	Pass	PK	881.66M	41.87	46.00	-4.13	3	Vertical	360	1.00
5795MHz_Adapter1	Pass	PK	212.36M	36.66	43.50	-6.84	3	Horizontal	0	1.00
5795MHz_Adapter1	Pass	PK	239.52M	39.38	46.00	-6.62	3	Horizontal	0	1.00
5795MHz_Adapter1	Pass	PK	427.7M	35.88	46.00	-10.12	3	Horizontal	0	1.00
5795MHz_Adapter1	Pass	PK	720.64M	36.40	46.00	-9.60	3	Horizontal	0	1.00
5795MHz_Adapter1	Pass	PK	807.94M	36.06	46.00	-9.94	3	Horizontal	0	1.00
5795MHz_Adapter1	Pass	PK	881.66M	40.05	46.00	-5.95	3	Horizontal	0	1.00
5795MHz_Adapter2	Pass	PK	30M	34.74	40.00	-5.26	3	Vertical	360	1.00
5795MHz_Adapter2	Pass	PK	125.06M	31.63	43.50	-11.87	3	Vertical	360	1.00
5795MHz_Adapter2	Pass	PK	427.7M	34.76	46.00	-11.24	3	Vertical	360	1.00
5795MHz_Adapter2	Pass	PK	474.26M	32.73	46.00	-13.27	3	Vertical	360	1.00
5795MHz_Adapter2	Pass	PK	788.54M	32.22	46.00	-13.78	3	Vertical	360	1.00
5795MHz_Adapter2	Pass	PK	881.66M	42.17	46.00	-3.83	3	Vertical	360	1.00
5795MHz_Adapter2	Pass	PK	239.52M	34.86	46.00	-11.14	3	Horizontal	0	1.00
5795MHz_Adapter2	Pass	PK	427.7M	36.67	46.00	-9.33	3	Horizontal	0	1.00
5795MHz_Adapter2	Pass	PK	720.64M	35.89	46.00	-10.11	3	Horizontal	0	1.00
5795MHz_Adapter2	Pass	PK	807.94M	36.27	46.00	-9.73	3	Horizontal	0	1.00
5795MHz_Adapter2	Pass	PK	840.92M	36.81	46.00	-9.19	3	Horizontal	0	1.00
5795MHz_Adapter2	Pass	PK	881.66M	41.82	46.00	-4.18	3	Horizontal	0	1.00

5.725-5.85GHz_802.11ac VHT40_Nss1,(MCS0)_1TX

5795MHz_Adapter2

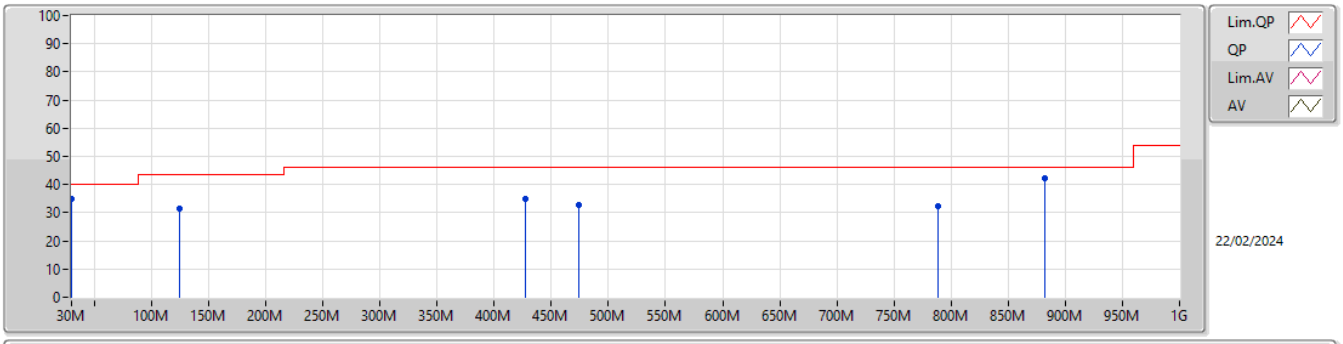

Type	Freq	Level	Limit	Margin	Factor	Dist	Condition	Azimuth	Height	Raw	AF	CL	PA
	(Hz)	(dBuV/m)	(dBuV/m)	(dB)	(dB)	(m)		(°)	(m)	(dBuV)	(dB)	(dB)	(dB)
PK	30M	34.74	40.00	-5.26	-18.70	3	Vertical	360	1.00	53.44	25.10	0.41	44.21
PK	125.06M	31.63	43.50	-11.87	-25.93	3	Vertical	360	1.00	57.56	17.69	0.75	44.37
PK	427.7M	34.76	46.00	-11.24	-19.36	3	Vertical	360	1.00	54.12	23.15	1.39	43.90
PK	474.26M	32.73	46.00	-13.27	-18.57	3	Vertical	360	1.00	51.30	23.79	1.48	43.84
PK	788.54M	32.22	46.00	-13.78	-13.35	3	Vertical	360	1.00	45.57	28.16	1.92	43.43
PK	881.66M	42.17	46.00	-3.83	-12.31	3	Vertical	360	1.00	54.48	29.10	1.98	43.39

5.725-5.85GHz_802.11ac VHT40_Nss1,(MCS0)_1TX

5795MHz_Adapter2

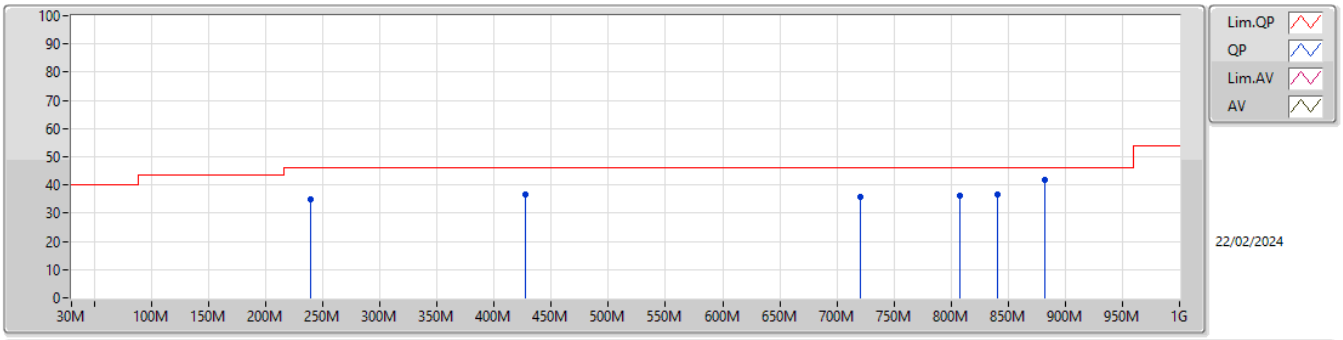

Type	Freq	Level	Limit	Margin	Factor	Dist	Condition	Azimuth	Height	Raw	AF	CL	PA
	(Hz)	(dBuV/m)	(dBuV/m)	(dB)	(dB)	(m)		(°)	(m)	(dBuV)	(dB)	(dB)	(dB)
PK	239.52M	34.86	46.00	-11.14	-25.71	3	Horizontal	0	1.00	60.57	17.44	1.05	44.20
PK	427.7M	36.67	46.00	-9.33	-19.36	3	Horizontal	0	1.00	56.03	23.15	1.39	43.90
PK	720.64M	35.89	46.00	-10.11	-13.93	3	Horizontal	0	1.00	49.82	27.74	1.85	43.52
PK	807.94M	36.27	46.00	-9.73	-13.43	3	Horizontal	0	1.00	49.70	28.06	1.93	43.42
PK	840.92M	36.81	46.00	-9.19	-11.83	3	Horizontal	0	1.00	48.64	29.62	1.95	43.40
PK	881.66M	41.82	46.00	-4.18	-12.31	3	Horizontal	0	1.00	54.13	29.10	1.98	43.39

Summary

Mode	Result	Type	Freq (Hz)	Level (dBuV/m)	Limit (dBuV/m)	Margin (dB)	Dist (m)	Condition	Azimuth (°)	Height (m)
5.15-5.25GHz	-	-	-	-	-	-	-	-	-	-
802.11a_Nss1,(6Mbps)_1TX	Pass	AV	15.72048G	53.87	54.00	-0.13	3	Vertical	181	2.14
802.11ac VHT20_Nss1,(MCS0)_1TX	Pass	AV	15.71892G	53.75	54.00	-0.25	3	Vertical	195	3.00
802.11ac VHT40_Nss1,(MCS0)_1TX	Pass	AV	5.15G	53.87	54.00	-0.13	3	Vertical	301	1.07
802.11ac VHT80_Nss1,(MCS0)_1TX	Pass	PK	5.144G	73.93	74.00	-0.07	3	Vertical	303	1.07
5.25-5.35GHz	-	-	-	-	-	-	-	-	-	-
802.11a_Nss1,(6Mbps)_1TX	Pass	AV	15.96056G	53.90	54.00	-0.10	3	Vertical	178	3.00
802.11ac VHT20_Nss1,(MCS0)_1TX	Pass	PK	5.3506G	73.79	74.00	-0.21	3	Vertical	274	1.21
802.11ac VHT40_Nss1,(MCS0)_1TX	Pass	AV	15.81112G	53.83	54.00	-0.17	3	Vertical	181	2.17
802.11ac VHT80_Nss1,(MCS0)_1TX	Pass	AV	5.35G	53.28	54.00	-0.72	3	Vertical	301	1.00
5.47-5.725GHz	-	-	-	-	-	-	-	-	-	-
802.11a_Nss1,(6Mbps)_1TX	Pass	PK	5.7252G	68.00	68.20	-0.20	3	Vertical	271	1.24
802.11ac VHT20_Nss1,(MCS0)_1TX	Pass	PK	5.728G	68.07	68.20	-0.13	3	Vertical	272	1.25
802.11ac VHT40_Nss1,(MCS0)_1TX	Pass	PK	16.656G	67.78	68.20	-0.42	3	Vertical	168	1.49
802.11ac VHT80_Nss1,(MCS0)_1TX	Pass	PK	5.73G	68.03	68.20	-0.17	3	Vertical	271	1.09
5.725-5.85GHz	-	-	-	-	-	-	-	-	-	-
802.11a_Nss1,(6Mbps)_1TX	Pass	PK	17.47268G	67.86	68.20	-0.34	3	Vertical	153	2.53
802.11ac VHT20_Nss1,(MCS0)_1TX	Pass	PK	17.2334G	67.90	68.20	-0.30	3	Vertical	158	1.50
802.11ac VHT40_Nss1,(MCS0)_1TX	Pass	PK	17.25956G	68.02	68.20	-0.18	3	Vertical	168	1.50
802.11ac VHT80_Nss1,(MCS0)_1TX	Pass	PK	5.631G	66.50	68.20	-1.70	3	Vertical	300	1.00

Result

Mode	Result	Type	Freq (Hz)	Level (dBuV/m)	Limit (dBuV/m)	Margin (dB)	Dist (m)	Condition	Azimuth (°)	Height (m)
802.11a_Nss1,(6Mbps)_1TX	-	-	-	-	-	-	-	-	-	-
5180MHz	Pass	AV	5.15G	51.45	54.00	-2.55	3	Vertical	298	1.00
5180MHz	Pass	AV	5.1792G	102.02	Inf	-Inf	3	Vertical	298	1.00
5180MHz	Pass	PK	5.1488G	73.54	74.00	-0.46	3	Vertical	298	1.00
5180MHz	Pass	PK	5.1778G	112.30	Inf	-Inf	3	Vertical	298	1.00
5180MHz	Pass	AV	5.1498G	43.26	54.00	-10.74	3	Horizontal	184	1.07
5180MHz	Pass	AV	5.1792G	91.42	Inf	-Inf	3	Horizontal	184	1.07
5180MHz	Pass	PK	5.1488G	63.13	74.00	-10.87	3	Horizontal	184	1.07
5180MHz	Pass	PK	5.181G	102.32	Inf	-Inf	3	Horizontal	184	1.07
5180MHz	Pass	AV	15.54064G	45.25	54.00	-8.75	3	Vertical	193	3.00
5180MHz	Pass	PK	10.36484G	55.36	68.20	-12.84	3	Vertical	199	1.97
5180MHz	Pass	PK	15.544G	61.10	74.00	-12.90	3	Vertical	193	3.00
5180MHz	Pass	AV	15.54G	42.28	54.00	-11.72	3	Horizontal	215	1.77
5180MHz	Pass	PK	10.35456G	52.30	68.20	-15.90	3	Horizontal	120	1.68
5180MHz	Pass	PK	15.53736G	56.75	74.00	-17.25	3	Horizontal	215	1.77
5200MHz	Pass	AV	5.15G	52.41	54.00	-1.59	3	Vertical	273	1.01
5200MHz	Pass	AV	5.2008G	105.33	Inf	-Inf	3	Vertical	273	1.01
5200MHz	Pass	PK	5.1492G	70.57	74.00	-3.43	3	Vertical	273	1.01
5200MHz	Pass	PK	5.2012G	115.69	Inf	-Inf	3	Vertical	273	1.01
5200MHz	Pass	AV	5.15G	43.80	54.00	-10.20	3	Horizontal	182	1.00
5200MHz	Pass	AV	5.2008G	95.05	Inf	-Inf	3	Horizontal	182	1.00
5200MHz	Pass	PK	5.1488G	60.41	74.00	-13.59	3	Horizontal	182	1.00
5200MHz	Pass	PK	5.2008G	105.32	Inf	-Inf	3	Horizontal	182	1.00
5200MHz	Pass	AV	15.5996G	51.96	54.00	-2.04	3	Vertical	193	3.00
5200MHz	Pass	PK	10.39584G	55.76	68.20	-12.44	3	Vertical	201	1.70
5200MHz	Pass	PK	15.5996G	67.40	74.00	-6.60	3	Vertical	193	3.00
5200MHz	Pass	AV	15.59968G	48.34	54.00	-5.66	3	Horizontal	202	1.93
5200MHz	Pass	PK	10.39784G	52.92	68.20	-15.28	3	Horizontal	109	1.57
5200MHz	Pass	PK	15.59984G	63.41	74.00	-10.59	3	Horizontal	202	1.93
5240MHz	Pass	AV	5.15G	42.04	54.00	-11.96	3	Vertical	263	1.07
5240MHz	Pass	AV	5.2394G	104.33	Inf	-Inf	3	Vertical	263	1.07
5240MHz	Pass	AV	5.3504G	41.42	54.00	-12.58	3	Vertical	263	1.07
5240MHz	Pass	PK	5.147G	55.97	74.00	-18.03	3	Vertical	263	1.07
5240MHz	Pass	PK	5.24G	114.95	Inf	-Inf	3	Vertical	263	1.07
5240MHz	Pass	PK	5.3516G	55.76	74.00	-18.24	3	Vertical	263	1.07
5240MHz	Pass	AV	5.1494G	39.74	54.00	-14.26	3	Horizontal	183	1.07
5240MHz	Pass	AV	5.2406G	94.16	Inf	-Inf	3	Horizontal	183	1.07
5240MHz	Pass	AV	5.3516G	39.61	54.00	-14.39	3	Horizontal	183	1.07
5240MHz	Pass	PK	5.138G	53.57	74.00	-20.43	3	Horizontal	183	1.07
5240MHz	Pass	PK	5.2376G	104.67	Inf	-Inf	3	Horizontal	183	1.07
5240MHz	Pass	PK	5.366G	53.53	74.00	-20.47	3	Horizontal	183	1.07
5240MHz	Pass	AV	15.72048G	53.87	54.00	-0.13	3	Vertical	181	2.14
5240MHz	Pass	PK	10.47792G	58.52	68.20	-9.68	3	Vertical	202	2.07
5240MHz	Pass	PK	15.71728G	69.36	74.00	-4.64	3	Vertical	181	2.14
5240MHz	Pass	AV	15.71752G	49.69	54.00	-4.31	3	Horizontal	132	2.31
5240MHz	Pass	PK	10.4744G	53.02	68.20	-15.18	3	Horizontal	107	1.74
5240MHz	Pass	PK	15.71512G	65.20	74.00	-8.80	3	Horizontal	132	2.31
5260MHz	Pass	AV	5.1478G	41.09	54.00	-12.91	3	Vertical	273	1.14
5260MHz	Pass	AV	5.2606G	102.55	Inf	-Inf	3	Vertical	273	1.14
5260MHz	Pass	AV	5.35G	42.38	54.00	-11.62	3	Vertical	273	1.14
5260MHz	Pass	PK	5.1496G	54.98	74.00	-19.02	3	Vertical	273	1.14
5260MHz	Pass	PK	5.26G	113.08	Inf	-Inf	3	Vertical	273	1.14
5260MHz	Pass	PK	5.3578G	55.96	74.00	-18.04	3	Vertical	273	1.14
5260MHz	Pass	AV	5.1448G	39.43	54.00	-14.57	3	Horizontal	184	1.06
5260MHz	Pass	AV	5.2594G	91.71	Inf	-Inf	3	Horizontal	184	1.06
5260MHz	Pass	AV	5.3506G	39.62	54.00	-14.38	3	Horizontal	184	1.06
5260MHz	Pass	PK	5.1346G	53.22	74.00	-20.78	3	Horizontal	184	1.06
5260MHz	Pass	PK	5.2582G	102.12	Inf	-Inf	3	Horizontal	184	1.06
5260MHz	Pass	PK	5.3926G	53.58	74.00	-20.42	3	Horizontal	184	1.06
5260MHz	Pass	AV	15.78064G	53.70	54.00	-0.30	3	Vertical	179	2.34
5260MHz	Pass	PK	10.51898G	56.29	68.20	-11.91	3	Vertical	205	2.09

Mode	Result	Type	Freq (Hz)	Level (dBuV/m)	Limit (dBuV/m)	Margin (dB)	Dist (m)	Condition	Azimuth (°)	Height (m)
5260MHz	Pass	PK	15.77992G	70.11	74.00	-3.89	3	Vertical	179	2.34
5260MHz	Pass	AV	15.78018G	49.23	54.00	-4.77	3	Horizontal	124	2.66
5260MHz	Pass	PK	10.52156G	55.52	68.20	-12.68	3	Horizontal	271	2.88
5260MHz	Pass	PK	15.77478G	64.87	74.00	-9.13	3	Horizontal	124	2.66
5300MHz	Pass	AV	5.2992G	101.70	Inf	-Inf	3	Vertical	274	1.00
5300MHz	Pass	AV	5.35G	45.10	54.00	-8.90	3	Vertical	274	1.00
5300MHz	Pass	PK	5.3012G	112.54	Inf	-Inf	3	Vertical	274	1.00
5300MHz	Pass	PK	5.35G	62.78	74.00	-11.22	3	Vertical	274	1.00
5300MHz	Pass	AV	5.3008G	88.74	Inf	-Inf	3	Horizontal	292	2.19
5300MHz	Pass	AV	5.3512G	39.83	54.00	-14.17	3	Horizontal	292	2.19
5300MHz	Pass	PK	5.2988G	99.17	Inf	-Inf	3	Horizontal	292	2.19
5300MHz	Pass	PK	5.3552G	54.17	74.00	-19.83	3	Horizontal	292	2.19
5300MHz	Pass	AV	10.60162G	42.11	54.00	-11.89	3	Vertical	189	3.00
5300MHz	Pass	AV	15.89888G	53.02	54.00	-0.98	3	Vertical	181	2.32
5300MHz	Pass	PK	10.60012G	55.96	74.00	-18.04	3	Vertical	189	3.00
5300MHz	Pass	PK	15.89456G	69.90	74.00	-4.10	3	Vertical	181	2.32
5300MHz	Pass	AV	10.60042G	39.71	54.00	-14.29	3	Horizontal	143	2.81
5300MHz	Pass	AV	15.89922G	49.48	54.00	-4.52	3	Horizontal	196	1.68
5300MHz	Pass	PK	10.60192G	53.00	74.00	-21.00	3	Horizontal	143	2.81
5300MHz	Pass	PK	15.90702G	65.45	74.00	-8.55	3	Horizontal	196	1.68
5320MHz	Pass	AV	5.3206G	101.40	Inf	-Inf	3	Vertical	272	1.14
5320MHz	Pass	AV	5.35G	48.52	54.00	-5.48	3	Vertical	272	1.14
5320MHz	Pass	PK	5.321G	112.34	Inf	-Inf	3	Vertical	272	1.14
5320MHz	Pass	PK	5.3504G	71.35	74.00	-2.65	3	Vertical	272	1.14
5320MHz	Pass	AV	5.3194G	89.41	Inf	-Inf	3	Horizontal	176	1.04
5320MHz	Pass	AV	5.35G	41.34	54.00	-12.66	3	Horizontal	176	1.04
5320MHz	Pass	PK	5.3208G	99.96	Inf	-Inf	3	Horizontal	176	1.04
5320MHz	Pass	PK	5.3504G	60.17	74.00	-13.83	3	Horizontal	176	1.04
5320MHz	Pass	AV	10.64032G	41.53	54.00	-12.47	3	Vertical	187	3.00
5320MHz	Pass	AV	15.96056G	53.90	54.00	-0.10	3	Vertical	178	3.00
5320MHz	Pass	PK	10.64G	55.27	74.00	-18.73	3	Vertical	187	3.00
5320MHz	Pass	PK	15.9548G	70.43	74.00	-3.57	3	Vertical	178	3.00
5320MHz	Pass	AV	10.63864G	40.93	54.00	-13.07	3	Horizontal	272	2.81
5320MHz	Pass	AV	15.96064G	51.03	54.00	-2.97	3	Horizontal	194	1.50
5320MHz	Pass	PK	10.63784G	55.11	74.00	-18.89	3	Horizontal	272	2.81
5320MHz	Pass	PK	15.96424G	66.83	74.00	-7.17	3	Horizontal	194	1.50
5500MHz	Pass	AV	5.4598G	44.74	54.00	-9.26	3	Vertical	271	1.00
5500MHz	Pass	AV	5.4994G	99.57	Inf	-Inf	3	Vertical	271	1.00
5500MHz	Pass	PK	5.457G	64.33	74.00	-9.67	3	Vertical	271	1.00
5500MHz	Pass	PK	5.4696G	66.51	68.20	-1.69	3	Vertical	271	1.00
5500MHz	Pass	PK	5.501G	110.85	Inf	-Inf	3	Vertical	271	1.00
5500MHz	Pass	AV	5.4572G	39.71	54.00	-14.29	3	Horizontal	146	1.11
5500MHz	Pass	AV	5.499G	86.57	Inf	-Inf	3	Horizontal	146	1.11
5500MHz	Pass	PK	5.4572G	53.55	74.00	-20.45	3	Horizontal	146	1.11
5500MHz	Pass	PK	5.469G	55.57	68.20	-12.63	3	Horizontal	146	1.11
5500MHz	Pass	PK	5.501G	97.76	Inf	-Inf	3	Horizontal	146	1.11
5500MHz	Pass	AV	10.9964G	37.17	54.00	-16.83	3	Vertical	198	1.77
5500MHz	Pass	PK	11.0128G	50.50	74.00	-23.50	3	Vertical	198	1.77
5500MHz	Pass	PK	16.49456G	67.17	68.20	-1.03	3	Vertical	167	1.67
5500MHz	Pass	AV	10.99448G	36.78	54.00	-17.22	3	Horizontal	98	1.81
5500MHz	Pass	PK	11.00744G	50.49	74.00	-23.51	3	Horizontal	98	1.81
5500MHz	Pass	PK	16.4948G	66.40	68.20	-1.80	3	Horizontal	197	3.00
5580MHz	Pass	AV	5.46G	41.32	54.00	-12.68	3	Vertical	272	1.12
5580MHz	Pass	AV	5.5794G	98.76	Inf	-Inf	3	Vertical	272	1.12
5580MHz	Pass	PK	5.454G	55.38	74.00	-18.62	3	Vertical	272	1.12
5580MHz	Pass	PK	5.4696G	54.43	68.20	-13.77	3	Vertical	272	1.12
5580MHz	Pass	PK	5.5782G	109.60	Inf	-Inf	3	Vertical	272	1.12
5580MHz	Pass	PK	5.73G	55.40	68.20	-12.80	3	Vertical	272	1.12
5580MHz	Pass	AV	5.4576G	39.42	54.00	-14.58	3	Horizontal	16	1.00
5580MHz	Pass	AV	5.5788G	86.32	Inf	-Inf	3	Horizontal	16	1.00
5580MHz	Pass	PK	5.4516G	53.53	74.00	-20.47	3	Horizontal	16	1.00
5580MHz	Pass	PK	5.4606G	52.96	68.20	-15.24	3	Horizontal	16	1.00

Mode	Result	Type	Freq (Hz)	Level (dBuV/m)	Limit (dBuV/m)	Margin (dB)	Dist (m)	Condition	Azimuth (°)	Height (m)
5580MHz	Pass	PK	5.577G	96.92	Inf	-Inf	3	Horizontal	16	1.00
5580MHz	Pass	PK	5.727G	53.65	68.20	-14.55	3	Horizontal	16	1.00
5580MHz	Pass	AV	11.15568G	37.32	54.00	-16.68	3	Vertical	214	1.50
5580MHz	Pass	PK	11.15528G	50.64	74.00	-23.36	3	Vertical	214	1.50
5580MHz	Pass	PK	16.73616G	67.69	68.20	-0.51	3	Vertical	168	1.49
5580MHz	Pass	AV	11.1568G	37.17	54.00	-16.83	3	Horizontal	180	2.92
5580MHz	Pass	PK	11.16168G	50.14	74.00	-23.86	3	Horizontal	180	2.92
5580MHz	Pass	PK	16.74328G	63.41	68.20	-4.79	3	Horizontal	196	3.00
5700MHz	Pass	AV	5.6992G	96.57	Inf	-Inf	3	Vertical	271	1.24
5700MHz	Pass	PK	5.6988G	108.38	Inf	-Inf	3	Vertical	271	1.24
5700MHz	Pass	PK	5.7252G	68.00	68.20	-0.20	3	Vertical	271	1.24
5700MHz	Pass	AV	5.7008G	86.89	Inf	-Inf	3	Horizontal	207	1.28
5700MHz	Pass	PK	5.6976G	98.95	Inf	-Inf	3	Horizontal	207	1.28
5700MHz	Pass	PK	5.7292G	57.75	68.20	-10.45	3	Horizontal	207	1.28
5700MHz	Pass	AV	11.39896G	39.12	54.00	-14.88	3	Vertical	213	1.64
5700MHz	Pass	PK	11.39848G	52.96	74.00	-21.04	3	Vertical	213	1.64
5700MHz	Pass	PK	17.0948G	64.62	68.20	-3.58	3	Vertical	177	2.37
5700MHz	Pass	AV	11.40048G	38.12	54.00	-15.88	3	Horizontal	263	1.72
5700MHz	Pass	PK	11.3988G	51.77	74.00	-22.23	3	Horizontal	263	1.72
5700MHz	Pass	PK	17.09832G	59.48	68.20	-8.72	3	Horizontal	232	1.55
5745MHz	Pass	AV	5.4558G	39.89	54.00	-14.11	3	Vertical	272	1.23
5745MHz	Pass	AV	5.7462G	100.66	Inf	-Inf	3	Vertical	272	1.23
5745MHz	Pass	PK	5.6502G	55.38	68.35	-12.97	3	Vertical	272	1.23
5745MHz	Pass	PK	5.7438G	111.68	Inf	-Inf	3	Vertical	272	1.23
5745MHz	Pass	PK	5.9298G	55.64	68.20	-12.56	3	Vertical	272	1.23
5745MHz	Pass	AV	5.4486G	39.57	54.00	-14.43	3	Horizontal	207	1.20
5745MHz	Pass	AV	5.7438G	90.59	Inf	-Inf	3	Horizontal	207	1.20
5745MHz	Pass	PK	5.5938G	54.00	68.20	-14.20	3	Horizontal	207	1.20
5745MHz	Pass	PK	5.7426G	101.56	Inf	-Inf	3	Horizontal	207	1.20
5745MHz	Pass	PK	5.9358G	55.32	68.20	-12.88	3	Horizontal	207	1.20
5745MHz	Pass	AV	11.49136G	38.94	54.00	-15.06	3	Vertical	200	1.95
5745MHz	Pass	PK	11.49624G	52.64	74.00	-21.36	3	Vertical	200	1.95
5745MHz	Pass	PK	17.23836G	67.79	68.20	-0.41	3	Vertical	159	2.34
5745MHz	Pass	AV	11.49144G	38.28	54.00	-15.72	3	Horizontal	167	2.46
5745MHz	Pass	PK	11.47976G	51.61	74.00	-22.39	3	Horizontal	167	2.46
5745MHz	Pass	PK	17.23612G	63.60	68.20	-4.60	3	Horizontal	234	1.61
5785MHz	Pass	AV	5.7838G	101.21	Inf	-Inf	3	Vertical	283	1.13
5785MHz	Pass	PK	5.6218G	55.16	68.20	-13.04	3	Vertical	283	1.13
5785MHz	Pass	PK	5.7862G	111.44	Inf	-Inf	3	Vertical	283	1.13
5785MHz	Pass	PK	5.9686G	55.59	68.20	-12.61	3	Vertical	283	1.13
5785MHz	Pass	AV	5.7838G	90.60	Inf	-Inf	3	Horizontal	203	1.91
5785MHz	Pass	PK	5.5426G	53.48	68.20	-14.72	3	Horizontal	203	1.91
5785MHz	Pass	PK	5.7862G	101.28	Inf	-Inf	3	Horizontal	203	1.91
5785MHz	Pass	PK	5.9446G	55.13	68.20	-13.07	3	Horizontal	203	1.91
5785MHz	Pass	AV	11.57144G	38.55	54.00	-15.45	3	Vertical	190	2.04
5785MHz	Pass	PK	11.57152G	52.12	74.00	-21.88	3	Vertical	190	2.04
5785MHz	Pass	PK	17.35676G	67.84	68.20	-0.36	3	Vertical	163	2.32
5785MHz	Pass	AV	11.57056G	38.33	54.00	-15.67	3	Horizontal	217	1.82
5785MHz	Pass	PK	11.57408G	51.31	74.00	-22.69	3	Horizontal	217	1.82
5785MHz	Pass	PK	17.35572G	63.71	68.20	-4.49	3	Horizontal	234	1.69
5825MHz	Pass	AV	5.8262G	104.63	Inf	-Inf	3	Vertical	282	1.07
5825MHz	Pass	PK	5.6114G	53.60	68.20	-14.60	3	Vertical	282	1.07
5825MHz	Pass	PK	5.8238G	116.17	Inf	-Inf	3	Vertical	282	1.07
5825MHz	Pass	PK	5.9258G	59.92	68.20	-8.28	3	Vertical	282	1.07
5825MHz	Pass	AV	5.8262G	94.36	Inf	-Inf	3	Horizontal	201	1.70
5825MHz	Pass	PK	5.5814G	54.32	68.20	-13.88	3	Horizontal	201	1.70
5825MHz	Pass	PK	5.8262G	105.38	Inf	-Inf	3	Horizontal	201	1.70
5825MHz	Pass	PK	5.9654G	55.22	68.20	-12.98	3	Horizontal	201	1.70
5825MHz	Pass	AV	11.65136G	39.32	54.00	-14.68	3	Vertical	174	1.41
5825MHz	Pass	PK	11.64456G	53.85	74.00	-20.15	3	Vertical	174	1.41
5825MHz	Pass	PK	17.47268G	67.86	68.20	-0.34	3	Vertical	153	2.53
5825MHz	Pass	AV	11.65176G	40.07	54.00	-13.93	3	Horizontal	214	1.71

Mode	Result	Type	Freq (Hz)	Level (dBuV/m)	Limit (dBuV/m)	Margin (dB)	Dist (m)	Condition	Azimuth (°)	Height (m)
5825MHz	Pass	PK	11.65192G	52.97	74.00	-21.03	3	Horizontal	214	1.71
5825MHz	Pass	PK	17.47428G	65.86	68.20	-2.34	3	Horizontal	235	1.68
802.11ac VHT20_Nss1,(MCS0)_1TX	-	-	-	-	-	-	-	-	-	-
5180MHz	Pass	AV	5.15G	51.38	54.00	-2.62	3	Vertical	303	1.09
5180MHz	Pass	AV	5.1806G	101.48	Inf	-Inf	3	Vertical	303	1.09
5180MHz	Pass	PK	5.1494G	73.11	74.00	-0.89	3	Vertical	303	1.09
5180MHz	Pass	PK	5.179G	112.57	Inf	-Inf	3	Vertical	303	1.09
5180MHz	Pass	AV	5.15G	43.69	54.00	-10.31	3	Horizontal	183	1.06
5180MHz	Pass	AV	5.1808G	92.01	Inf	-Inf	3	Horizontal	183	1.06
5180MHz	Pass	PK	5.1494G	63.62	74.00	-10.38	3	Horizontal	183	1.06
5180MHz	Pass	PK	5.182G	103.21	Inf	-Inf	3	Horizontal	183	1.06
5180MHz	Pass	AV	15.53796G	44.94	54.00	-9.06	3	Vertical	199	2.83
5180MHz	Pass	PK	10.36696G	55.88	68.20	-12.32	3	Vertical	162	2.02
5180MHz	Pass	PK	15.54384G	61.06	74.00	-12.94	3	Vertical	199	2.83
5180MHz	Pass	AV	15.538G	43.79	54.00	-10.21	3	Horizontal	163	2.67
5180MHz	Pass	PK	10.35664G	52.68	68.20	-15.52	3	Horizontal	114	1.86
5180MHz	Pass	PK	15.5412G	57.99	74.00	-16.01	3	Horizontal	163	2.67
5200MHz	Pass	AV	5.15G	52.08	54.00	-1.92	3	Vertical	273	1.00
5200MHz	Pass	AV	5.2012G	105.06	Inf	-Inf	3	Vertical	273	1.00
5200MHz	Pass	PK	5.1496G	70.64	74.00	-3.36	3	Vertical	273	1.00
5200MHz	Pass	PK	5.2012G	115.82	Inf	-Inf	3	Vertical	273	1.00
5200MHz	Pass	AV	5.15G	44.06	54.00	-9.94	3	Horizontal	183	1.00
5200MHz	Pass	AV	5.2008G	94.99	Inf	-Inf	3	Horizontal	183	1.00
5200MHz	Pass	PK	5.15G	61.19	74.00	-12.81	3	Horizontal	183	1.00
5200MHz	Pass	PK	5.1988G	105.58	Inf	-Inf	3	Horizontal	183	1.00
5200MHz	Pass	AV	15.60036G	50.90	54.00	-3.10	3	Vertical	194	3.00
5200MHz	Pass	PK	10.39616G	56.42	68.20	-11.78	3	Vertical	160	2.05
5200MHz	Pass	PK	15.60024G	65.73	74.00	-8.27	3	Vertical	194	3.00
5200MHz	Pass	AV	15.60008G	48.53	54.00	-5.47	3	Horizontal	168	1.81
5200MHz	Pass	PK	10.3984G	54.52	68.20	-13.68	3	Horizontal	119	1.82
5200MHz	Pass	PK	15.60248G	63.42	74.00	-10.58	3	Horizontal	168	1.81
5240MHz	Pass	AV	5.15G	42.16	54.00	-11.84	3	Vertical	264	1.06
5240MHz	Pass	AV	5.2388G	104.77	Inf	-Inf	3	Vertical	264	1.06
5240MHz	Pass	AV	5.3504G	41.64	54.00	-12.36	3	Vertical	264	1.06
5240MHz	Pass	PK	5.1464G	55.72	74.00	-18.28	3	Vertical	264	1.06
5240MHz	Pass	PK	5.237G	115.02	Inf	-Inf	3	Vertical	264	1.06
5240MHz	Pass	PK	5.35G	56.25	74.00	-17.75	3	Vertical	264	1.06
5240MHz	Pass	AV	5.1494G	39.78	54.00	-14.22	3	Horizontal	183	1.00
5240MHz	Pass	AV	5.2394G	94.31	Inf	-Inf	3	Horizontal	183	1.00
5240MHz	Pass	AV	5.3516G	39.69	54.00	-14.31	3	Horizontal	183	1.00
5240MHz	Pass	PK	5.1284G	53.98	74.00	-20.02	3	Horizontal	183	1.00
5240MHz	Pass	PK	5.2376G	104.51	Inf	-Inf	3	Horizontal	183	1.00
5240MHz	Pass	PK	5.3558G	53.50	74.00	-20.50	3	Horizontal	183	1.00
5240MHz	Pass	AV	15.71892G	53.75	54.00	-0.25	3	Vertical	195	3.00
5240MHz	Pass	PK	10.47888G	56.90	68.20	-11.30	3	Vertical	201	2.06
5240MHz	Pass	PK	15.72204G	67.38	74.00	-6.62	3	Vertical	195	3.00
5240MHz	Pass	AV	15.72064G	48.08	54.00	-5.92	3	Horizontal	208	1.50
5240MHz	Pass	PK	10.47976G	52.29	68.20	-15.91	3	Horizontal	202	1.42
5240MHz	Pass	PK	15.71432G	61.78	74.00	-12.22	3	Horizontal	208	1.50
5260MHz	Pass	AV	5.1478G	41.04	54.00	-12.96	3	Vertical	271	1.16
5260MHz	Pass	AV	5.2594G	101.63	Inf	-Inf	3	Vertical	271	1.16
5260MHz	Pass	AV	5.35G	42.33	54.00	-11.67	3	Vertical	271	1.16
5260MHz	Pass	PK	5.1412G	55.51	74.00	-18.49	3	Vertical	271	1.16
5260MHz	Pass	PK	5.2612G	111.73	Inf	-Inf	3	Vertical	271	1.16
5260MHz	Pass	PK	5.3506G	56.40	74.00	-17.60	3	Vertical	271	1.16
5260MHz	Pass	AV	5.131G	39.52	54.00	-14.48	3	Horizontal	236	1.24
5260MHz	Pass	AV	5.2606G	89.92	Inf	-Inf	3	Horizontal	236	1.24
5260MHz	Pass	AV	5.3518G	39.58	54.00	-14.42	3	Horizontal	236	1.24
5260MHz	Pass	PK	5.1412G	53.40	74.00	-20.60	3	Horizontal	236	1.24
5260MHz	Pass	PK	5.2588G	100.46	Inf	-Inf	3	Horizontal	236	1.24
5260MHz	Pass	PK	5.3752G	53.97	74.00	-20.03	3	Horizontal	236	1.24
5260MHz	Pass	AV	15.78004G	53.03	54.00	-0.97	3	Vertical	178	2.41

Mode	Result	Type	Freq (Hz)	Level (dBuV/m)	Limit (dBuV/m)	Margin (dB)	Dist (m)	Condition	Azimuth (°)	Height (m)
5260MHz	Pass	PK	10.51392G	56.59	68.20	-11.61	3	Vertical	202	2.10
5260MHz	Pass	PK	15.77952G	68.30	74.00	-5.70	3	Vertical	178	2.41
5260MHz	Pass	AV	15.77816G	47.97	54.00	-6.03	3	Horizontal	125	2.65
5260MHz	Pass	PK	10.52088G	54.35	68.20	-13.85	3	Horizontal	277	2.91
5260MHz	Pass	PK	15.77736G	62.45	74.00	-11.55	3	Horizontal	125	2.65
5300MHz	Pass	AV	5.2992G	101.35	Inf	-Inf	3	Vertical	273	1.00
5300MHz	Pass	AV	5.35G	44.60	54.00	-9.40	3	Vertical	273	1.00
5300MHz	Pass	PK	5.2996G	111.89	Inf	-Inf	3	Vertical	273	1.00
5300MHz	Pass	PK	5.354G	63.49	74.00	-10.51	3	Vertical	273	1.00
5300MHz	Pass	AV	5.3008G	88.48	Inf	-Inf	3	Horizontal	234	2.09
5300MHz	Pass	AV	5.3504G	39.59	54.00	-14.41	3	Horizontal	234	2.09
5300MHz	Pass	PK	5.3028G	98.80	Inf	-Inf	3	Horizontal	234	2.09
5300MHz	Pass	PK	5.3984G	53.70	74.00	-20.30	3	Horizontal	234	2.09
5300MHz	Pass	AV	15.89816G	53.71	54.00	-0.29	3	Vertical	180	2.36
5300MHz	Pass	PK	10.59993G	56.90	68.20	-11.30	3	Vertical	191	1.98
5300MHz	Pass	PK	15.90788G	69.31	74.00	-4.69	3	Vertical	180	2.36
5300MHz	Pass	AV	15.90072G	49.44	54.00	-4.56	3	Horizontal	196	1.55
5300MHz	Pass	PK	10.59995G	53.11	68.20	-15.09	3	Horizontal	206	2.67
5300MHz	Pass	PK	15.91168G	64.77	74.00	-9.23	3	Horizontal	196	1.55
5320MHz	Pass	AV	5.321G	101.32	Inf	-Inf	3	Vertical	274	1.21
5320MHz	Pass	AV	5.35G	49.08	54.00	-4.92	3	Vertical	274	1.21
5320MHz	Pass	PK	5.3186G	111.70	Inf	-Inf	3	Vertical	274	1.21
5320MHz	Pass	PK	5.3506G	73.79	74.00	-0.21	3	Vertical	274	1.21
5320MHz	Pass	AV	5.319G	88.85	Inf	-Inf	3	Horizontal	210	1.13
5320MHz	Pass	AV	5.3502G	41.09	54.00	-12.91	3	Horizontal	210	1.13
5320MHz	Pass	PK	5.3184G	99.83	Inf	-Inf	3	Horizontal	210	1.13
5320MHz	Pass	PK	5.3538G	60.93	74.00	-13.07	3	Horizontal	210	1.13
5320MHz	Pass	AV	10.63896G	42.00	54.00	-12.00	3	Vertical	192	3.00
5320MHz	Pass	AV	15.9604G	52.98	54.00	-1.02	3	Vertical	182	3.00
5320MHz	Pass	PK	10.64032G	56.71	74.00	-17.29	3	Vertical	192	3.00
5320MHz	Pass	PK	15.96092G	71.06	74.00	-2.94	3	Vertical	182	3.00
5320MHz	Pass	AV	10.64064G	40.44	54.00	-13.56	3	Horizontal	277	3.00
5320MHz	Pass	AV	15.95984G	50.91	54.00	-3.09	3	Horizontal	194	1.39
5320MHz	Pass	PK	10.63904G	54.25	74.00	-19.75	3	Horizontal	277	3.00
5320MHz	Pass	PK	15.96256G	65.95	74.00	-8.05	3	Horizontal	194	1.39
5500MHz	Pass	AV	5.4594G	44.29	54.00	-9.71	3	Vertical	271	1.00
5500MHz	Pass	AV	5.4994G	99.46	Inf	-Inf	3	Vertical	271	1.00
5500MHz	Pass	PK	5.459G	62.90	74.00	-11.10	3	Vertical	271	1.00
5500MHz	Pass	PK	5.469G	68.02	68.20	-0.18	3	Vertical	271	1.00
5500MHz	Pass	PK	5.4982G	110.37	Inf	-Inf	3	Vertical	271	1.00
5500MHz	Pass	AV	5.4596G	39.54	54.00	-14.46	3	Horizontal	201	2.00
5500MHz	Pass	AV	5.5008G	85.54	Inf	-Inf	3	Horizontal	201	2.00
5500MHz	Pass	PK	5.4554G	53.34	74.00	-20.66	3	Horizontal	201	2.00
5500MHz	Pass	PK	5.4672G	55.29	68.20	-12.91	3	Horizontal	201	2.00
5500MHz	Pass	PK	5.5018G	96.10	Inf	-Inf	3	Horizontal	201	2.00
5500MHz	Pass	AV	10.99328G	36.97	54.00	-17.03	3	Vertical	170	1.71
5500MHz	Pass	PK	10.9961G	50.41	74.00	-23.59	3	Vertical	170	1.71
5500MHz	Pass	PK	16.4946G	67.47	68.20	-0.73	3	Vertical	184	2.70
5500MHz	Pass	AV	10.99424G	36.80	54.00	-17.20	3	Horizontal	173	3.00
5500MHz	Pass	PK	11.01062G	49.91	74.00	-24.09	3	Horizontal	173	3.00
5500MHz	Pass	PK	16.49658G	65.89	68.20	-2.31	3	Horizontal	196	1.50
5580MHz	Pass	AV	5.4564G	41.74	54.00	-12.26	3	Vertical	276	1.04
5580MHz	Pass	AV	5.5788G	99.43	Inf	-Inf	3	Vertical	276	1.04
5580MHz	Pass	PK	5.4546G	54.55	74.00	-19.45	3	Vertical	276	1.04
5580MHz	Pass	PK	5.4672G	54.15	68.20	-14.05	3	Vertical	276	1.04
5580MHz	Pass	PK	5.5782G	108.91	Inf	-Inf	3	Vertical	276	1.04
5580MHz	Pass	PK	5.7288G	53.78	68.20	-14.42	3	Vertical	276	1.04
5580MHz	Pass	AV	5.4408G	40.26	54.00	-13.74	3	Horizontal	218	1.05
5580MHz	Pass	AV	5.5788G	87.70	Inf	-Inf	3	Horizontal	218	1.05
5580MHz	Pass	PK	5.4336G	53.73	74.00	-20.27	3	Horizontal	218	1.05
5580MHz	Pass	PK	5.4648G	52.61	68.20	-15.59	3	Horizontal	218	1.05
5580MHz	Pass	PK	5.5788G	97.79	Inf	-Inf	3	Horizontal	218	1.05

Mode	Result	Type	Freq (Hz)	Level (dBuV/m)	Limit (dBuV/m)	Margin (dB)	Dist (m)	Condition	Azimuth (°)	Height (m)
5580MHz	Pass	PK	5.7258G	53.12	68.20	-15.08	3	Horizontal	218	1.05
5580MHz	Pass	AV	11.15584G	37.51	54.00	-16.49	3	Vertical	175	1.50
5580MHz	Pass	PK	11.15648G	50.88	74.00	-23.12	3	Vertical	175	1.50
5580MHz	Pass	PK	16.73792G	67.13	68.20	-1.07	3	Vertical	167	1.70
5580MHz	Pass	AV	11.1572G	37.30	54.00	-16.70	3	Horizontal	199	2.50
5580MHz	Pass	PK	11.15624G	50.75	74.00	-23.25	3	Horizontal	199	2.50
5580MHz	Pass	PK	16.73384G	64.02	68.20	-4.18	3	Horizontal	196	1.50
5700MHz	Pass	AV	5.6988G	97.91	Inf	-Inf	3	Vertical	272	1.25
5700MHz	Pass	PK	5.7012G	108.31	Inf	-Inf	3	Vertical	272	1.25
5700MHz	Pass	PK	5.728G	68.07	68.20	-0.13	3	Vertical	272	1.25
5700MHz	Pass	AV	5.6992G	87.20	Inf	-Inf	3	Horizontal	208	1.27
5700MHz	Pass	PK	5.698G	98.09	Inf	-Inf	3	Horizontal	208	1.27
5700MHz	Pass	PK	5.7296G	60.22	68.20	-7.98	3	Horizontal	208	1.27
5700MHz	Pass	AV	11.3997G	38.80	54.00	-15.20	3	Vertical	213	1.83
5700MHz	Pass	PK	11.3988G	52.33	74.00	-21.67	3	Vertical	213	1.83
5700MHz	Pass	PK	17.1075G	64.12	68.20	-4.08	3	Vertical	157	1.50
5700MHz	Pass	AV	11.39952G	38.11	54.00	-15.89	3	Horizontal	169	1.37
5700MHz	Pass	PK	11.3967G	51.20	74.00	-22.80	3	Horizontal	169	1.37
5700MHz	Pass	PK	17.10174G	59.84	68.20	-8.36	3	Horizontal	232	1.54
5745MHz	Pass	AV	5.4534G	40.64	54.00	-13.36	3	Vertical	271	1.12
5745MHz	Pass	AV	5.7462G	101.03	Inf	-Inf	3	Vertical	271	1.12
5745MHz	Pass	PK	5.5974G	55.38	68.20	-12.82	3	Vertical	271	1.12
5745MHz	Pass	PK	5.7438G	111.12	Inf	-Inf	3	Vertical	271	1.12
5745MHz	Pass	PK	5.9922G	55.21	68.20	-12.99	3	Vertical	271	1.12
5745MHz	Pass	AV	5.457G	40.12	54.00	-13.88	3	Horizontal	205	1.29
5745MHz	Pass	AV	5.7462G	90.15	Inf	-Inf	3	Horizontal	205	1.29
5745MHz	Pass	PK	5.619G	53.59	68.20	-14.61	3	Horizontal	205	1.29
5745MHz	Pass	PK	5.745G	100.81	Inf	-Inf	3	Horizontal	205	1.29
5745MHz	Pass	PK	5.9586G	55.04	68.20	-13.16	3	Horizontal	205	1.29
5745MHz	Pass	AV	11.48788G	39.89	54.00	-14.11	3	Vertical	202	1.88
5745MHz	Pass	PK	11.4934G	52.56	74.00	-21.44	3	Vertical	202	1.88
5745MHz	Pass	PK	17.2334G	67.90	68.20	-0.30	3	Vertical	158	1.50
5745MHz	Pass	AV	11.49448G	39.20	54.00	-14.80	3	Horizontal	199	1.82
5745MHz	Pass	PK	11.49056G	52.06	74.00	-21.94	3	Horizontal	199	1.82
5745MHz	Pass	PK	17.23364G	63.98	68.20	-4.22	3	Horizontal	233	1.63
5785MHz	Pass	AV	5.7862G	102.32	Inf	-Inf	3	Vertical	283	1.15
5785MHz	Pass	PK	5.641G	54.73	68.20	-13.47	3	Vertical	283	1.15
5785MHz	Pass	PK	5.7874G	112.59	Inf	-Inf	3	Vertical	283	1.15
5785MHz	Pass	PK	6.067G	55.22	68.20	-12.98	3	Vertical	283	1.15
5785MHz	Pass	AV	5.7862G	91.41	Inf	-Inf	3	Horizontal	203	1.00
5785MHz	Pass	PK	5.5366G	53.29	68.20	-14.91	3	Horizontal	203	1.00
5785MHz	Pass	PK	5.7838G	101.28	Inf	-Inf	3	Horizontal	203	1.00
5785MHz	Pass	PK	5.947G	55.40	68.20	-12.80	3	Horizontal	203	1.00
5785MHz	Pass	AV	11.57152G	38.05	54.00	-15.95	3	Vertical	189	1.50
5785MHz	Pass	PK	11.57184G	50.92	74.00	-23.08	3	Vertical	189	1.50
5785MHz	Pass	PK	17.35168G	67.39	68.20	-0.81	3	Vertical	162	2.32
5785MHz	Pass	AV	11.57328G	38.02	54.00	-15.98	3	Horizontal	199	1.50
5785MHz	Pass	PK	11.56184G	51.92	74.00	-22.08	3	Horizontal	199	1.50
5785MHz	Pass	PK	17.3566G	63.93	68.20	-4.27	3	Horizontal	235	1.66
5825MHz	Pass	AV	5.8238G	105.74	Inf	-Inf	3	Vertical	283	1.08
5825MHz	Pass	PK	5.5766G	55.55	68.20	-12.65	3	Vertical	283	1.08
5825MHz	Pass	PK	5.8226G	115.85	Inf	-Inf	3	Vertical	283	1.08
5825MHz	Pass	PK	5.933G	65.02	68.20	-3.18	3	Vertical	283	1.08
5825MHz	Pass	AV	5.8238G	94.51	Inf	-Inf	3	Horizontal	202	2.04
5825MHz	Pass	PK	5.6294G	53.50	68.20	-14.70	3	Horizontal	202	2.04
5825MHz	Pass	PK	5.8238G	104.61	Inf	-Inf	3	Horizontal	202	2.04
5825MHz	Pass	PK	6.0398G	55.13	68.20	-13.07	3	Horizontal	202	2.04
5825MHz	Pass	AV	11.65376G	39.34	54.00	-14.66	3	Vertical	175	1.47
5825MHz	Pass	PK	11.64896G	52.43	74.00	-21.57	3	Vertical	175	1.47
5825MHz	Pass	PK	17.47772G	67.46	68.20	-0.74	3	Vertical	156	2.36
5825MHz	Pass	AV	11.65104G	40.35	54.00	-13.65	3	Horizontal	213	1.70
5825MHz	Pass	PK	11.64896G	53.79	74.00	-20.21	3	Horizontal	213	1.70

Mode	Result	Type	Freq (Hz)	Level (dBuV/m)	Limit (dBuV/m)	Margin (dB)	Dist (m)	Condition	Azimuth (°)	Height (m)
5825MHz	Pass	PK	17.48204G	66.46	68.20	-1.74	3	Horizontal	236	1.69
802.11ac VHT40_Nss1,(MCS0)_1TX	-	-	-	-	-	-	-	-	-	-
5190MHz	Pass	AV	5.1496G	48.36	54.00	-5.64	3	Vertical	301	1.04
5190MHz	Pass	AV	5.1884G	96.45	Inf	-Inf	3	Vertical	301	1.04
5190MHz	Pass	PK	5.148G	72.22	74.00	-1.78	3	Vertical	301	1.04
5190MHz	Pass	PK	5.188G	107.83	Inf	-Inf	3	Vertical	301	1.04
5190MHz	Pass	AV	5.1496G	40.94	54.00	-13.06	3	Horizontal	178	1.00
5190MHz	Pass	AV	5.188G	86.19	Inf	-Inf	3	Horizontal	178	1.00
5190MHz	Pass	PK	5.1496G	61.73	74.00	-12.27	3	Horizontal	178	1.00
5190MHz	Pass	PK	5.1864G	97.05	Inf	-Inf	3	Horizontal	178	1.00
5190MHz	Pass	AV	15.57852G	40.68	54.00	-13.32	3	Vertical	201	2.67
5190MHz	Pass	PK	10.37888G	52.40	68.20	-15.80	3	Vertical	164	1.74
5190MHz	Pass	PK	15.56532G	56.25	74.00	-17.75	3	Vertical	201	2.67
5190MHz	Pass	AV	15.56664G	41.08	54.00	-12.92	3	Horizontal	168	2.59
5190MHz	Pass	PK	10.38544G	49.94	68.20	-18.26	3	Horizontal	100	1.50
5190MHz	Pass	PK	15.567G	56.98	74.00	-17.02	3	Horizontal	168	2.59
5230MHz	Pass	AV	5.15G	53.87	54.00	-0.13	3	Vertical	301	1.07
5230MHz	Pass	AV	5.2284G	101.11	Inf	-Inf	3	Vertical	301	1.07
5230MHz	Pass	PK	5.1432G	69.23	74.00	-4.77	3	Vertical	301	1.07
5230MHz	Pass	PK	5.228G	112.88	Inf	-Inf	3	Vertical	301	1.07
5230MHz	Pass	AV	5.15G	43.53	54.00	-10.47	3	Horizontal	178	1.09
5230MHz	Pass	AV	5.2284G	91.97	Inf	-Inf	3	Horizontal	178	1.09
5230MHz	Pass	PK	5.1472G	58.12	74.00	-15.88	3	Horizontal	178	1.09
5230MHz	Pass	PK	5.2324G	102.42	Inf	-Inf	3	Horizontal	178	1.09
5230MHz	Pass	AV	15.69496G	49.06	54.00	-4.94	3	Vertical	193	3.00
5230MHz	Pass	PK	10.47792G	54.30	68.20	-13.90	3	Vertical	164	2.10
5230MHz	Pass	PK	15.68056G	61.83	74.00	-12.17	3	Vertical	193	3.00
5230MHz	Pass	AV	15.69336G	47.68	54.00	-6.32	3	Horizontal	163	2.52
5230MHz	Pass	PK	10.46832G	51.13	68.20	-17.07	3	Horizontal	220	1.01
5230MHz	Pass	PK	15.6852G	60.90	74.00	-13.10	3	Horizontal	163	2.52
5270MHz	Pass	AV	5.2716G	98.55	Inf	-Inf	3	Vertical	269	1.12
5270MHz	Pass	AV	5.35G	45.38	54.00	-8.62	3	Vertical	269	1.12
5270MHz	Pass	PK	5.2664G	109.19	Inf	-Inf	3	Vertical	269	1.12
5270MHz	Pass	PK	5.3512G	66.19	74.00	-7.81	3	Vertical	269	1.12
5270MHz	Pass	AV	5.2684G	86.79	Inf	-Inf	3	Horizontal	235	1.16
5270MHz	Pass	AV	5.3512G	39.79	54.00	-14.21	3	Horizontal	235	1.16
5270MHz	Pass	PK	5.2644G	97.42	Inf	-Inf	3	Horizontal	235	1.16
5270MHz	Pass	PK	5.3532G	53.95	74.00	-20.05	3	Horizontal	235	1.16
5270MHz	Pass	AV	15.81112G	53.83	54.00	-0.17	3	Vertical	181	2.17
5270MHz	Pass	PK	10.53436G	54.70	68.20	-13.50	3	Vertical	203	1.86
5270MHz	Pass	PK	15.80816G	66.77	74.00	-7.23	3	Vertical	181	2.17
5270MHz	Pass	AV	15.81292G	49.18	54.00	-4.82	3	Horizontal	198	2.53
5270MHz	Pass	PK	10.54192G	51.79	68.20	-16.41	3	Horizontal	189	2.72
5270MHz	Pass	PK	15.80252G	62.24	74.00	-11.76	3	Horizontal	198	2.53
5310MHz	Pass	AV	5.308G	96.13	Inf	-Inf	3	Vertical	266	1.01
5310MHz	Pass	AV	5.35G	49.22	54.00	-4.78	3	Vertical	266	1.01
5310MHz	Pass	PK	5.308G	107.29	Inf	-Inf	3	Vertical	266	1.01
5310MHz	Pass	PK	5.3508G	73.38	74.00	-0.62	3	Vertical	266	1.01
5310MHz	Pass	AV	5.3084G	83.53	Inf	-Inf	3	Horizontal	235	2.25
5310MHz	Pass	AV	5.3512G	40.98	54.00	-13.02	3	Horizontal	235	2.25
5310MHz	Pass	PK	5.3116G	93.22	Inf	-Inf	3	Horizontal	235	2.25
5310MHz	Pass	PK	5.35G	57.16	74.00	-16.84	3	Horizontal	235	2.25
5310MHz	Pass	AV	10.62208G	39.14	54.00	-14.86	3	Vertical	190	1.81
5310MHz	Pass	AV	15.92952G	45.89	54.00	-8.11	3	Vertical	184	3.00
5310MHz	Pass	PK	10.60304G	52.36	74.00	-21.64	3	Vertical	190	1.81
5310MHz	Pass	PK	15.93304G	60.38	74.00	-13.62	3	Vertical	184	3.00
5310MHz	Pass	AV	10.62016G	38.40	54.00	-15.60	3	Horizontal	268	3.00
5310MHz	Pass	AV	15.93096G	43.29	54.00	-10.71	3	Horizontal	195	1.50
5310MHz	Pass	PK	10.61504G	51.57	74.00	-22.43	3	Horizontal	268	3.00
5310MHz	Pass	PK	15.93608G	56.70	74.00	-17.30	3	Horizontal	195	1.50
5510MHz	Pass	AV	5.4596G	42.86	54.00	-11.14	3	Vertical	279	1.09
5510MHz	Pass	AV	5.5088G	93.91	Inf	-Inf	3	Vertical	279	1.09

Mode	Result	Type	Freq (Hz)	Level (dBuV/m)	Limit (dBuV/m)	Margin (dB)	Dist (m)	Condition	Azimuth (°)	Height (m)
5510MHz	Pass	PK	5.46G	61.98	74.00	-12.02	3	Vertical	279	1.09
5510MHz	Pass	PK	5.4684G	67.28	68.20	-0.92	3	Vertical	279	1.09
5510MHz	Pass	PK	5.508G	105.58	Inf	-Inf	3	Vertical	279	1.09
5510MHz	Pass	AV	5.46G	44.18	54.00	-9.82	3	Horizontal	147	1.01
5510MHz	Pass	AV	5.5116G	85.35	Inf	-Inf	3	Horizontal	147	1.01
5510MHz	Pass	PK	5.46G	58.02	74.00	-15.98	3	Horizontal	147	1.01
5510MHz	Pass	PK	5.47G	65.14	68.20	-3.06	3	Horizontal	147	1.01
5510MHz	Pass	PK	5.5068G	96.21	Inf	-Inf	3	Horizontal	147	1.01
5510MHz	Pass	AV	11.04288G	36.92	54.00	-17.08	3	Vertical	0	1.50
5510MHz	Pass	PK	11.044G	50.24	74.00	-23.76	3	Vertical	0	1.50
5510MHz	Pass	PK	16.5332G	59.57	68.20	-8.63	3	Vertical	168	1.54
5510MHz	Pass	AV	11.04448G	36.95	54.00	-17.05	3	Horizontal	40	1.50
5510MHz	Pass	PK	11.02288G	50.10	74.00	-23.90	3	Horizontal	40	1.50
5510MHz	Pass	PK	16.54504G	58.34	68.20	-9.86	3	Horizontal	197	3.00
5550MHz	Pass	AV	5.46G	44.17	54.00	-9.83	3	Vertical	293	1.00
5550MHz	Pass	AV	5.548G	98.47	Inf	-Inf	3	Vertical	293	1.00
5550MHz	Pass	PK	5.4568G	60.27	74.00	-13.73	3	Vertical	293	1.00
5550MHz	Pass	PK	5.4688G	62.75	68.20	-5.45	3	Vertical	293	1.00
5550MHz	Pass	PK	5.5488G	108.96	Inf	-Inf	3	Vertical	293	1.00
5550MHz	Pass	AV	5.4592G	39.79	54.00	-14.21	3	Horizontal	12	1.05
5550MHz	Pass	AV	5.5484G	84.70	Inf	-Inf	3	Horizontal	12	1.05
5550MHz	Pass	PK	5.4596G	54.09	74.00	-19.91	3	Horizontal	12	1.05
5550MHz	Pass	PK	5.4604G	53.60	68.20	-14.60	3	Horizontal	12	1.05
5550MHz	Pass	PK	5.548G	96.07	Inf	-Inf	3	Horizontal	12	1.05
5550MHz	Pass	AV	11.09188G	37.82	54.00	-16.18	3	Vertical	171	2.82
5550MHz	Pass	PK	11.09896G	49.63	74.00	-24.37	3	Vertical	171	2.82
5550MHz	Pass	PK	16.656G	67.78	68.20	-0.42	3	Vertical	168	1.49
5550MHz	Pass	AV	11.09056G	37.93	54.00	-16.07	3	Horizontal	322	2.01
5550MHz	Pass	PK	11.1086G	50.30	74.00	-23.70	3	Horizontal	322	2.01
5550MHz	Pass	PK	16.64544G	65.11	68.20	-3.09	3	Horizontal	196	1.50
5670MHz	Pass	AV	5.6712G	96.66	Inf	-Inf	3	Vertical	268	1.11
5670MHz	Pass	PK	5.6718G	107.49	Inf	-Inf	3	Vertical	268	1.11
5670MHz	Pass	PK	5.7252G	67.47	68.20	-0.73	3	Vertical	268	1.11
5670MHz	Pass	AV	5.6718G	82.90	Inf	-Inf	3	Horizontal	207	1.39
5670MHz	Pass	PK	5.6736G	93.39	Inf	-Inf	3	Horizontal	207	1.39
5670MHz	Pass	PK	5.7282G	55.02	68.20	-13.18	3	Horizontal	207	1.39
5670MHz	Pass	AV	11.34944G	37.72	54.00	-16.28	3	Vertical	212	1.91
5670MHz	Pass	PK	11.33888G	51.38	74.00	-22.62	3	Vertical	212	1.91
5670MHz	Pass	PK	17.00872G	63.94	68.20	-4.26	3	Vertical	171	2.41
5670MHz	Pass	AV	11.368G	37.39	54.00	-16.61	3	Horizontal	0	2.75
5670MHz	Pass	PK	11.35232G	50.40	74.00	-23.60	3	Horizontal	0	2.75
5670MHz	Pass	PK	17.00424G	58.68	68.20	-9.52	3	Horizontal	232	1.50
5755MHz	Pass	AV	5.455G	39.48	54.00	-14.52	3	Vertical	277	1.13
5755MHz	Pass	AV	5.7562G	100.80	Inf	-Inf	3	Vertical	277	1.13
5755MHz	Pass	PK	5.6506G	64.49	68.64	-4.15	3	Vertical	277	1.13
5755MHz	Pass	PK	5.7598G	111.99	Inf	-Inf	3	Vertical	277	1.13
5755MHz	Pass	PK	5.9266G	55.98	68.20	-12.22	3	Vertical	277	1.13
5755MHz	Pass	AV	5.4586G	39.31	54.00	-14.69	3	Horizontal	206	1.58
5755MHz	Pass	AV	5.7574G	88.16	Inf	-Inf	3	Horizontal	206	1.58
5755MHz	Pass	PK	5.6494G	54.09	68.20	-14.11	3	Horizontal	206	1.58
5755MHz	Pass	PK	5.7562G	98.64	Inf	-Inf	3	Horizontal	206	1.58
5755MHz	Pass	PK	6.001G	55.48	68.20	-12.72	3	Horizontal	206	1.58
5755MHz	Pass	AV	11.49528G	37.82	54.00	-16.18	3	Vertical	202	3.00
5755MHz	Pass	PK	11.5116G	50.56	74.00	-23.44	3	Vertical	202	3.00
5755MHz	Pass	PK	17.25956G	68.02	68.20	-0.18	3	Vertical	168	1.50
5755MHz	Pass	AV	11.48088G	37.59	54.00	-16.41	3	Horizontal	18	1.13
5755MHz	Pass	PK	11.52968G	50.64	74.00	-23.36	3	Horizontal	18	1.13
5755MHz	Pass	PK	17.26228G	64.28	68.20	-3.92	3	Horizontal	234	1.57
5795MHz	Pass	AV	5.7938G	101.74	Inf	-Inf	3	Vertical	276	1.46
5795MHz	Pass	PK	5.6426G	62.86	68.20	-5.34	3	Vertical	276	1.46
5795MHz	Pass	PK	5.7938G	112.49	Inf	-Inf	3	Vertical	276	1.46
5795MHz	Pass	PK	5.933G	65.99	68.20	-2.21	3	Vertical	276	1.46

Mode	Result	Type	Freq (Hz)	Level (dBuV/m)	Limit (dBuV/m)	Margin (dB)	Dist (m)	Condition	Azimuth (°)	Height (m)
5795MHz	Pass	AV	5.7962G	88.95	Inf	-Inf	3	Horizontal	205	1.50
5795MHz	Pass	PK	5.5286G	53.63	68.20	-14.57	3	Horizontal	205	1.50
5795MHz	Pass	PK	5.7974G	99.39	Inf	-Inf	3	Horizontal	205	1.50
5795MHz	Pass	PK	5.927G	55.60	68.20	-12.60	3	Horizontal	205	1.50
5795MHz	Pass	AV	11.57688G	37.83	54.00	-16.17	3	Vertical	175	1.50
5795MHz	Pass	PK	11.62168G	51.09	74.00	-22.91	3	Vertical	175	1.50
5795MHz	Pass	PK	17.38916G	66.72	68.20	-1.48	3	Vertical	167	1.54
5795MHz	Pass	AV	11.59304G	38.68	54.00	-15.32	3	Horizontal	215	1.72
5795MHz	Pass	PK	11.60488G	52.36	74.00	-21.64	3	Horizontal	215	1.72
5795MHz	Pass	PK	17.3786G	63.88	68.20	-4.32	3	Horizontal	235	1.60
802.11ac VHT80_Nss1,(MCS0)_1TX	-	-	-	-	-	-	-	-	-	-
5210MHz	Pass	AV	5.15G	52.76	54.00	-1.24	3	Vertical	303	1.07
5210MHz	Pass	AV	5.213G	93.80	Inf	-Inf	3	Vertical	303	1.07
5210MHz	Pass	AV	5.351G	42.93	54.00	-11.07	3	Vertical	303	1.07
5210MHz	Pass	PK	5.144G	73.93	74.00	-0.07	3	Vertical	303	1.07
5210MHz	Pass	PK	5.208G	104.23	Inf	-Inf	3	Vertical	303	1.07
5210MHz	Pass	PK	5.35G	59.34	74.00	-14.66	3	Vertical	303	1.07
5210MHz	Pass	AV	5.149G	41.65	54.00	-12.35	3	Horizontal	230	1.23
5210MHz	Pass	AV	5.212G	82.10	Inf	-Inf	3	Horizontal	230	1.23
5210MHz	Pass	AV	5.433G	39.95	54.00	-14.05	3	Horizontal	230	1.23
5210MHz	Pass	PK	5.145G	60.75	74.00	-13.25	3	Horizontal	230	1.23
5210MHz	Pass	PK	5.213G	92.86	Inf	-Inf	3	Horizontal	230	1.23
5210MHz	Pass	PK	5.406G	54.91	74.00	-19.09	3	Horizontal	230	1.23
5210MHz	Pass	AV	15.63064G	40.09	54.00	-13.91	3	Vertical	196	2.96
5210MHz	Pass	PK	10.40688G	51.62	68.20	-16.58	3	Vertical	165	2.05
5210MHz	Pass	PK	15.64888G	54.21	74.00	-19.79	3	Vertical	196	2.96
5210MHz	Pass	AV	15.61752G	39.91	54.00	-14.09	3	Horizontal	162	2.57
5210MHz	Pass	PK	10.49104G	50.71	68.20	-17.49	3	Horizontal	114	1.50
5210MHz	Pass	PK	15.6652G	53.73	74.00	-20.27	3	Horizontal	162	2.57
5290MHz	Pass	AV	5.15G	41.29	54.00	-12.71	3	Vertical	301	1.00
5290MHz	Pass	AV	5.292G	91.70	Inf	-Inf	3	Vertical	301	1.00
5290MHz	Pass	AV	5.35G	53.28	54.00	-0.72	3	Vertical	301	1.00
5290MHz	Pass	PK	5.13G	56.23	74.00	-17.77	3	Vertical	301	1.00
5290MHz	Pass	PK	5.293G	102.54	Inf	-Inf	3	Vertical	301	1.00
5290MHz	Pass	PK	5.351G	69.58	74.00	-4.42	3	Vertical	301	1.00
5290MHz	Pass	PK	5.466G	55.30	68.20	-12.90	3	Vertical	301	1.00
5290MHz	Pass	AV	5.143G	39.53	54.00	-14.47	3	Horizontal	235	2.22
5290MHz	Pass	AV	5.292G	79.43	Inf	-Inf	3	Horizontal	235	2.22
5290MHz	Pass	AV	5.35G	41.69	54.00	-12.31	3	Horizontal	235	2.22
5290MHz	Pass	PK	5.148G	53.98	74.00	-20.02	3	Horizontal	235	2.22
5290MHz	Pass	PK	5.292G	89.97	Inf	-Inf	3	Horizontal	235	2.22
5290MHz	Pass	PK	5.358G	57.56	74.00	-16.44	3	Horizontal	235	2.22
5290MHz	Pass	PK	5.481G	53.80	68.20	-14.40	3	Horizontal	235	2.22
5290MHz	Pass	AV	15.87672G	42.25	54.00	-11.75	3	Vertical	180	2.26
5290MHz	Pass	PK	10.58288G	50.92	68.20	-17.28	3	Vertical	196	2.05
5290MHz	Pass	PK	15.88344G	56.33	74.00	-17.67	3	Vertical	180	2.26
5290MHz	Pass	AV	15.89176G	39.79	54.00	-14.21	3	Horizontal	195	1.55
5290MHz	Pass	PK	10.59728G	50.68	68.20	-17.52	3	Horizontal	148	2.67
5290MHz	Pass	PK	15.87288G	53.25	74.00	-20.75	3	Horizontal	195	1.55
5530MHz	Pass	AV	5.35G	40.41	54.00	-13.59	3	Vertical	273	1.00
5530MHz	Pass	AV	5.458G	45.58	54.00	-8.42	3	Vertical	273	1.00
5530MHz	Pass	AV	5.532G	91.66	Inf	-Inf	3	Vertical	273	1.00
5530MHz	Pass	PK	5.302G	54.31	68.20	-13.89	3	Vertical	273	1.00
5530MHz	Pass	PK	5.458G	65.78	74.00	-8.22	3	Vertical	273	1.00
5530MHz	Pass	PK	5.467G	67.24	68.20	-0.96	3	Vertical	273	1.00
5530MHz	Pass	PK	5.527G	102.33	Inf	-Inf	3	Vertical	273	1.00
5530MHz	Pass	PK	5.726G	54.25	68.20	-13.95	3	Vertical	273	1.00
5530MHz	Pass	AV	5.35G	39.44	54.00	-14.56	3	Horizontal	144	1.24
5530MHz	Pass	AV	5.457G	39.79	54.00	-14.21	3	Horizontal	144	1.24
5530MHz	Pass	AV	5.532G	76.97	Inf	-Inf	3	Horizontal	144	1.24
5530MHz	Pass	PK	5.33G	53.66	68.20	-14.54	3	Horizontal	144	1.24
5530MHz	Pass	PK	5.41G	53.77	74.00	-20.23	3	Horizontal	144	1.24

Mode	Result	Type	Freq (Hz)	Level (dBuV/m)	Limit (dBuV/m)	Margin (dB)	Dist (m)	Condition	Azimuth (°)	Height (m)
5530MHz	Pass	PK	5.467G	53.30	68.20	-14.90	3	Horizontal	144	1.24
5530MHz	Pass	PK	5.533G	87.92	Inf	-Inf	3	Horizontal	144	1.24
5530MHz	Pass	PK	5.775G	54.48	68.20	-13.72	3	Horizontal	144	1.24
5530MHz	Pass	AV	11.02608G	36.91	54.00	-17.09	3	Vertical	161	1.41
5530MHz	Pass	PK	11.11888G	50.61	74.00	-23.39	3	Vertical	161	1.41
5530MHz	Pass	PK	16.58936G	57.80	68.20	-10.40	3	Vertical	168	1.50
5530MHz	Pass	AV	11.04272G	36.88	54.00	-17.12	3	Horizontal	0	1.50
5530MHz	Pass	PK	11.00848G	50.37	74.00	-23.63	3	Horizontal	0	1.50
5530MHz	Pass	PK	16.59768G	55.11	68.20	-13.09	3	Horizontal	196	1.40
5610MHz	Pass	AV	5.459G	46.98	54.00	-7.02	3	Vertical	271	1.09
5610MHz	Pass	AV	5.609G	94.59	Inf	-Inf	3	Vertical	271	1.09
5610MHz	Pass	PK	5.454G	62.35	74.00	-11.65	3	Vertical	271	1.09
5610MHz	Pass	PK	5.461G	63.87	68.20	-4.33	3	Vertical	271	1.09
5610MHz	Pass	PK	5.608G	105.59	Inf	-Inf	3	Vertical	271	1.09
5610MHz	Pass	PK	5.73G	68.03	68.20	-0.17	3	Vertical	271	1.09
5610MHz	Pass	AV	5.458G	40.41	54.00	-13.59	3	Horizontal	14	1.00
5610MHz	Pass	AV	5.606G	81.73	Inf	-Inf	3	Horizontal	14	1.00
5610MHz	Pass	PK	5.458G	54.23	74.00	-19.77	3	Horizontal	14	1.00
5610MHz	Pass	PK	5.47G	53.86	68.20	-14.34	3	Horizontal	14	1.00
5610MHz	Pass	PK	5.605G	92.45	Inf	-Inf	3	Horizontal	14	1.00
5610MHz	Pass	PK	5.742G	54.87	68.20	-13.33	3	Horizontal	14	1.00
5610MHz	Pass	AV	11.26928G	37.10	54.00	-16.90	3	Vertical	100	1.50
5610MHz	Pass	PK	11.2904G	50.64	74.00	-23.36	3	Vertical	100	1.50
5610MHz	Pass	PK	16.81208G	63.14	68.20	-5.06	3	Vertical	168	1.50
5610MHz	Pass	AV	11.2696G	37.10	54.00	-16.90	3	Horizontal	272	1.50
5610MHz	Pass	PK	11.1912G	50.34	74.00	-23.66	3	Horizontal	272	1.50
5610MHz	Pass	PK	16.84248G	57.86	68.20	-10.34	3	Horizontal	196	1.50
5775MHz	Pass	AV	5.7726G	94.94	Inf	-Inf	3	Vertical	300	1.00
5775MHz	Pass	PK	5.631G	66.50	68.20	-1.70	3	Vertical	300	1.00
5775MHz	Pass	PK	5.7702G	105.64	Inf	-Inf	3	Vertical	300	1.00
5775MHz	Pass	PK	5.9274G	66.11	68.20	-2.09	3	Vertical	300	1.00
5775MHz	Pass	AV	5.7738G	81.03	Inf	-Inf	3	Horizontal	206	1.70
5775MHz	Pass	PK	5.649G	54.09	68.20	-14.11	3	Horizontal	206	1.70
5775MHz	Pass	PK	5.7726G	91.39	Inf	-Inf	3	Horizontal	206	1.70
5775MHz	Pass	PK	6.0222G	54.71	68.20	-13.49	3	Horizontal	206	1.70
5775MHz	Pass	AV	11.48088G	37.57	54.00	-16.43	3	Vertical	312	1.00
5775MHz	Pass	PK	11.57368G	51.51	74.00	-22.49	3	Vertical	312	1.00
5775MHz	Pass	PK	17.2914G	60.46	68.20	-7.74	3	Vertical	162	2.24
5775MHz	Pass	AV	11.48024G	37.58	54.00	-16.42	3	Horizontal	358	1.50
5775MHz	Pass	PK	11.52664G	50.97	74.00	-23.03	3	Horizontal	358	1.50
5775MHz	Pass	PK	17.32724G	57.39	68.20	-10.81	3	Horizontal	234	1.61

5.15-5.25GHz_802.11a_Nss1,(6Mbps)_1TX

5240MHz_TX

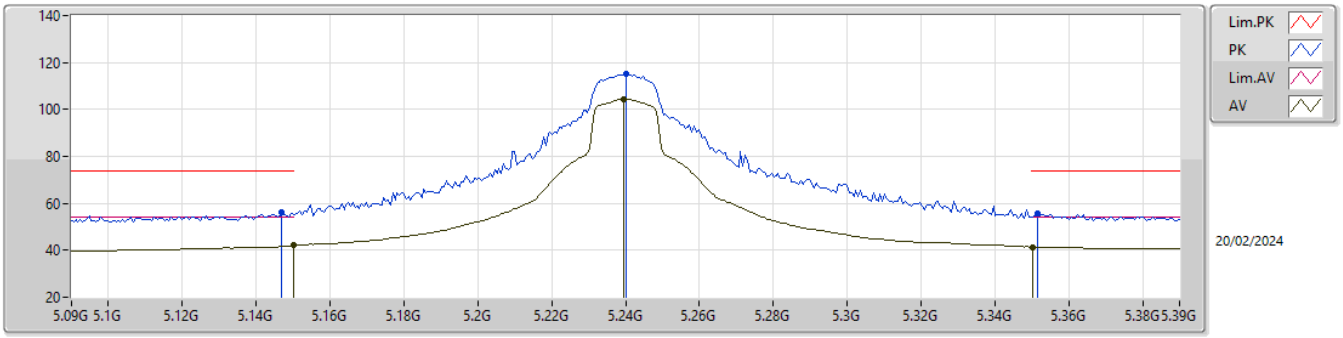

Type	Freq	Level	Limit	Margin	Factor	Dist	Condition	Azimuth	Height	Raw	AF	CL	PA
	(Hz)	(dBuV/m)	(dBuV/m)	(dB)	(dB)	(m)		(°)	(m)	(dBuV)	(dB)	(dB)	(dB)
AV	5.15G	42.04	54.00	-11.96	-5.41	3	Vertical	263	1.07	47.45	33.50	5.17	44.08
AV	5.2394G	104.33	Inf	-Inf	-5.39	3	Vertical	263	1.07	109.72	33.50	5.20	44.09
AV	5.3504G	41.42	54.00	-12.58	-5.56	3	Vertical	263	1.07	46.98	33.30	5.24	44.10
PK	5.147G	55.97	74.00	-18.03	-5.41	3	Vertical	263	1.07	61.38	33.50	5.17	44.08
PK	5.24G	114.95	Inf	-Inf	-5.39	3	Vertical	263	1.07	120.34	33.50	5.20	44.09
PK	5.3516G	55.76	74.00	-18.24	-5.56	3	Vertical	263	1.07	61.32	33.30	5.24	44.10

5.15-5.25GHz_802.11a_Nss1,(6Mbps)_1TX

5240MHz_TX

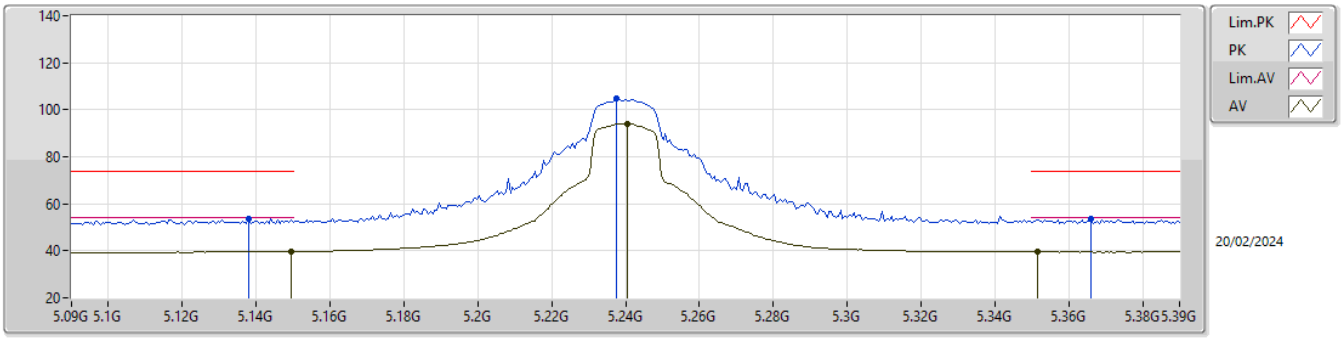

Type	Freq	Level	Limit	Margin	Factor	Dist	Condition	Azimuth	Height	Raw	AF	CL	PA
	(Hz)	(dBuV/m)	(dBuV/m)	(dB)	(dB)	(m)		(°)	(m)	(dBuV)	(dB)	(dB)	(dB)
AV	5.1494G	39.74	54.00	-14.26	-5.41	3	Horizontal	183	1.07	45.15	33.50	5.17	44.08
AV	5.2406G	94.16	Inf	-Inf	-5.39	3	Horizontal	183	1.07	99.55	33.50	5.20	44.09
AV	5.3516G	39.61	54.00	-14.39	-5.56	3	Horizontal	183	1.07	45.17	33.30	5.24	44.10
PK	5.138G	53.57	74.00	-20.43	-5.42	3	Horizontal	183	1.07	58.99	33.50	5.16	44.08
PK	5.2376G	104.67	Inf	-Inf	-5.39	3	Horizontal	183	1.07	110.06	33.50	5.20	44.09
PK	5.366G	53.53	74.00	-20.47	-5.58	3	Horizontal	183	1.07	59.11	33.27	5.25	44.10

5.15-5.25GHz_802.11a_Nss1,(6Mbps)_1TX

5240MHz_TX

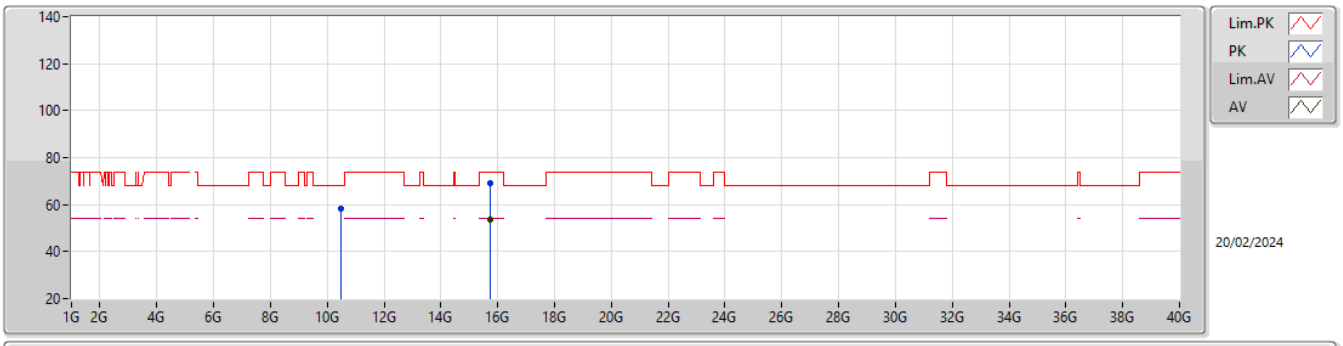

Type	Freq	Level	Limit	Margin	Factor	Dist	Condition	Azimuth	Height	Raw	AF	CL	PA
	(Hz)	(dBuV/m)	(dBuV/m)	(dB)	(dB)	(m)		(°)	(m)	(dBuV)	(dB)	(dB)	(dB)
AV	15.72048G	53.87	54.00	-0.13	6.11	3	Vertical	181	2.14	47.76	38.20	11.03	43.12
PK	10.47792G	58.52	68.20	-9.68	4.74	3	Vertical	202	2.07	53.78	38.66	8.11	42.03
PK	15.71728G	69.36	74.00	-4.64	6.12	3	Vertical	181	2.14	63.24	38.20	11.03	43.11

5.15-5.25GHz_802.11a_Nss1,(6Mbps)_1TX

5240MHz_TX

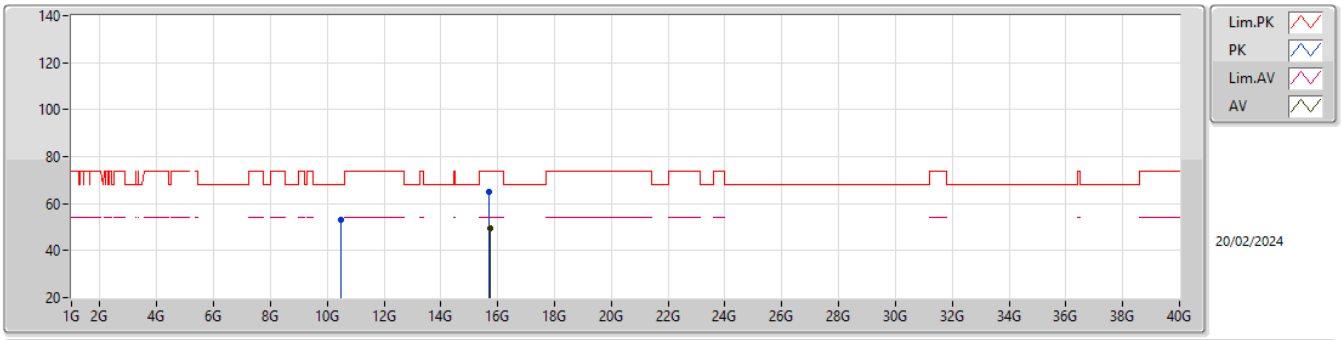

Type	Freq	Level	Limit	Margin	Factor	Dist	Condition	Azimuth	Height	Raw	AF	CL	PA
	(Hz)	(dBuV/m)	(dBuV/m)	(dB)	(dB)	(m)		(°)	(m)	(dBuV)	(dB)	(dB)	(dB)
AV	15.71752G	49.69	54.00	-4.31	6.12	3	Horizontal	132	2.31	43.57	38.20	11.03	43.11
PK	10.4744G	53.02	68.20	-15.18	4.72	3	Horizontal	107	1.74	48.30	38.65	8.10	42.03
PK	15.71512G	65.20	74.00	-8.80	6.12	3	Horizontal	132	2.31	59.08	38.20	11.03	43.11

5.15-5.25GHz_802.11ac VHT20_Nss1,(MCS0)_1TX

5240MHz_TX

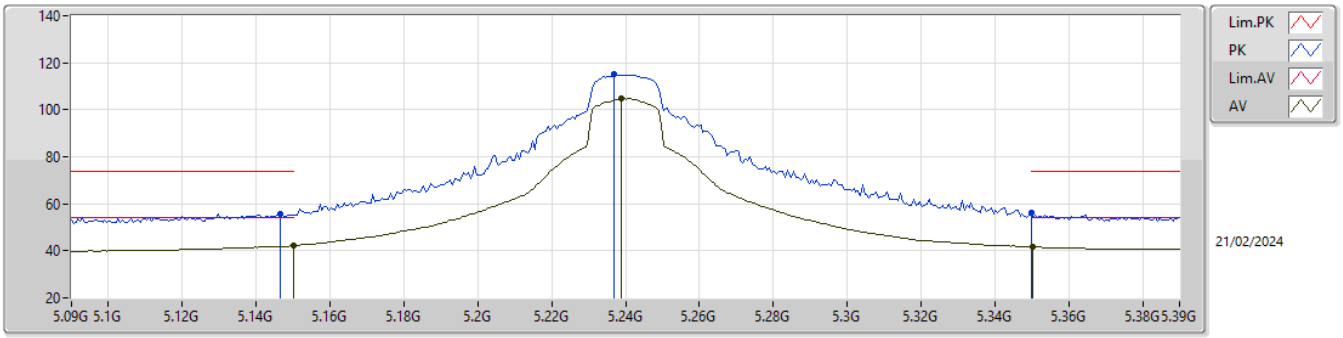

Type	Freq	Level	Limit	Margin	Factor	Dist	Condition	Azimuth	Height	Raw	AF	CL	PA
	(Hz)	(dBuV/m)	(dBuV/m)	(dB)	(dB)	(m)		(°)	(m)	(dBuV)	(dB)	(dB)	(dB)
AV	5.15G	42.16	54.00	-11.84	-5.41	3	Vertical	264	1.06	47.57	33.50	5.17	44.08
AV	5.2388G	104.77	Inf	-Inf	-5.39	3	Vertical	264	1.06	110.16	33.50	5.20	44.09
AV	5.3504G	41.64	54.00	-12.36	-5.56	3	Vertical	264	1.06	47.20	33.30	5.24	44.10
PK	5.1464G	55.72	74.00	-18.28	-5.41	3	Vertical	264	1.06	61.13	33.50	5.17	44.08
PK	5.237G	115.02	Inf	-Inf	-5.39	3	Vertical	264	1.06	120.41	33.50	5.20	44.09
PK	5.35G	56.25	74.00	-17.75	-5.56	3	Vertical	264	1.06	61.81	33.30	5.24	44.10

5.15-5.25GHz_802.11ac VHT20_Nss1,(MCS0)_1TX

5240MHz_TX

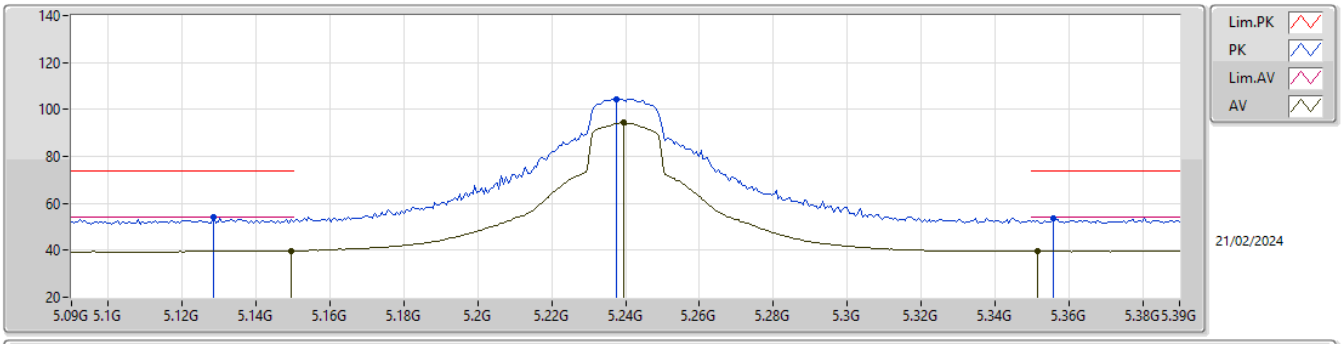

Type	Freq	Level	Limit	Margin	Factor	Dist	Condition	Azimuth	Height	Raw	AF	CL	PA
	(Hz)	(dBuV/m)	(dBuV/m)	(dB)	(dB)	(m)		(°)	(m)	(dBuV)	(dB)	(dB)	(dB)
AV	5.1494G	39.78	54.00	-14.22	-5.41	3	Horizontal	183	1.00	45.19	33.50	5.17	44.08
AV	5.2394G	94.31	Inf	-Inf	-5.39	3	Horizontal	183	1.00	99.70	33.50	5.20	44.09
AV	5.3516G	39.69	54.00	-14.31	-5.56	3	Horizontal	183	1.00	45.25	33.30	5.24	44.10
PK	5.1284G	53.98	74.00	-20.02	-5.42	3	Horizontal	183	1.00	59.40	33.50	5.16	44.08
PK	5.2376G	104.51	Inf	-Inf	-5.39	3	Horizontal	183	1.00	109.90	33.50	5.20	44.09
PK	5.3558G	53.50	74.00	-20.50	-5.57	3	Horizontal	183	1.00	59.07	33.29	5.24	44.10

5.15-5.25GHz_802.11ac VHT20_Nss1,(MCS0)_1TX

5240MHz_TX

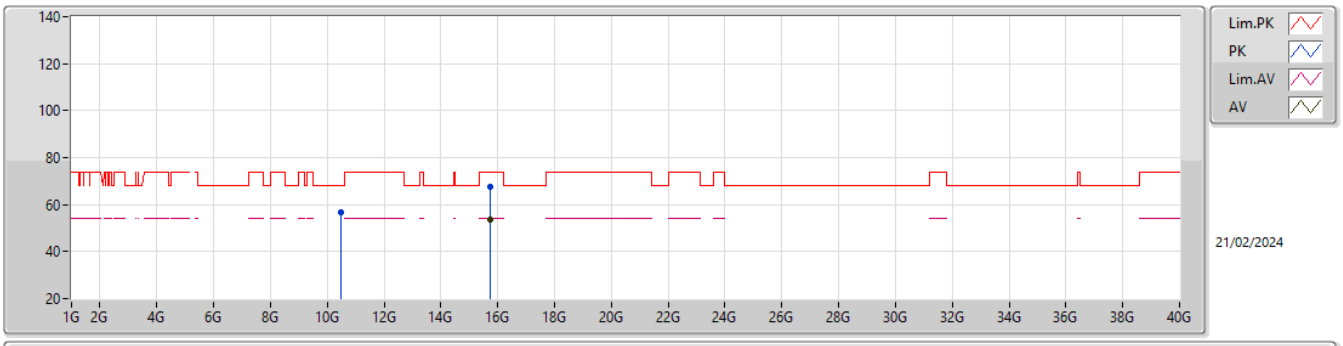

Type	Freq	Level	Limit	Margin	Factor	Dist	Condition	Azimuth	Height	Raw	AF	CL	PA
	(Hz)	(dBuV/m)	(dBuV/m)	(dB)	(dB)	(m)		(°)	(m)	(dBuV)	(dB)	(dB)	(dB)
AV	15.71892G	53.75	54.00	-0.25	6.11	3	Vertical	195	3.00	47.64	38.20	11.03	43.12
PK	10.47888G	56.90	68.20	-11.30	4.74	3	Vertical	201	2.06	52.16	38.66	8.11	42.03
PK	15.72204G	67.38	74.00	-6.62	6.12	3	Vertical	195	3.00	61.26	38.20	11.04	43.12

5.15-5.25GHz_802.11ac VHT20_Nss1,(MCS0)_1TX

5240MHz_TX

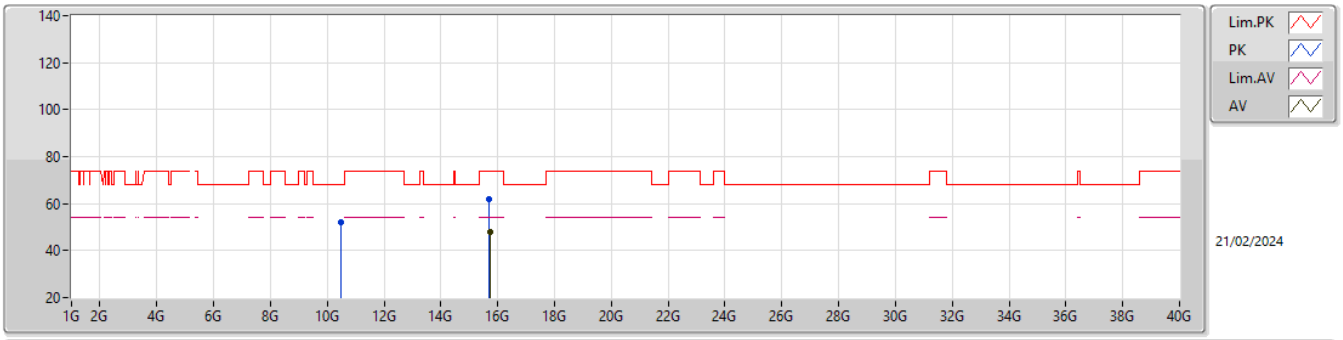

Type	Freq	Level	Limit	Margin	Factor	Dist	Condition	Azimuth	Height	Raw	AF	CL	PA
	(Hz)	(dBuV/m)	(dBuV/m)	(dB)	(dB)	(m)		(°)	(m)	(dBuV)	(dB)	(dB)	(dB)
AV	15.72064G	48.08	54.00	-5.92	6.11	3	Horizontal	208	1.50	41.97	38.20	11.03	43.12
PK	10.47976G	52.29	68.20	-15.91	4.75	3	Horizontal	202	1.42	47.54	38.66	8.11	42.02
PK	15.71432G	61.78	74.00	-12.22	6.12	3	Horizontal	208	1.50	55.66	38.20	11.03	43.11

5.15-5.25GHz_802.11ac VHT40_Nss1,(MCS0)_1TX

5230MHz_TX

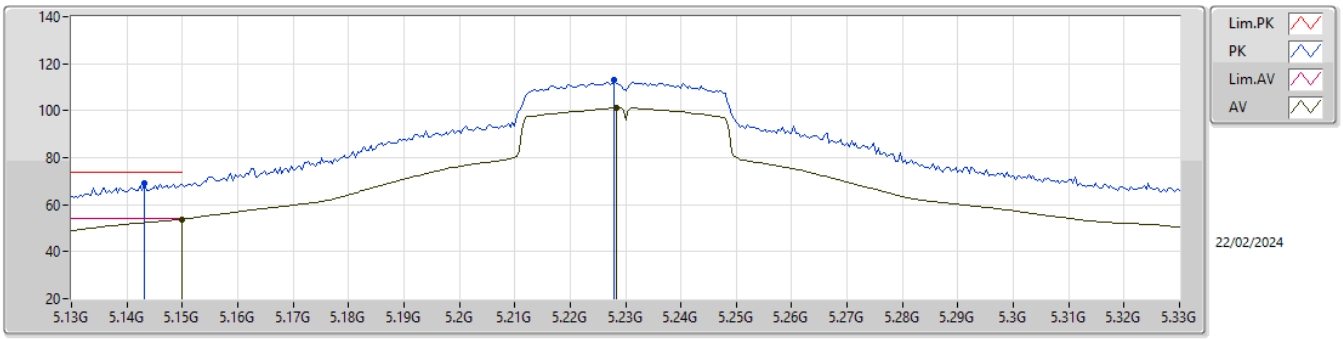

Type	Freq	Level	Limit	Margin	Factor	Dist	Condition	Azimuth	Height	Raw	AF	CL	PA
	(Hz)	(dBuV/m)	(dBuV/m)	(dB)	(dB)	(m)		(°)	(m)	(dBuV)	(dB)	(dB)	(dB)
AV	5.15G	53.87	54.00	-0.13	-5.41	3	Vertical	301	1.07	59.28	33.50	5.17	44.08
AV	5.2284G	101.11	Inf	-Inf	-5.39	3	Vertical	301	1.07	106.50	33.50	5.20	44.09
PK	5.1432G	69.23	74.00	-4.77	-5.42	3	Vertical	301	1.07	74.65	33.50	5.16	44.08
PK	5.228G	112.88	Inf	-Inf	-5.39	3	Vertical	301	1.07	118.27	33.50	5.20	44.09

5.15-5.25GHz_802.11ac VHT40_Nss1,(MCS0)_1TX

5230MHz_TX

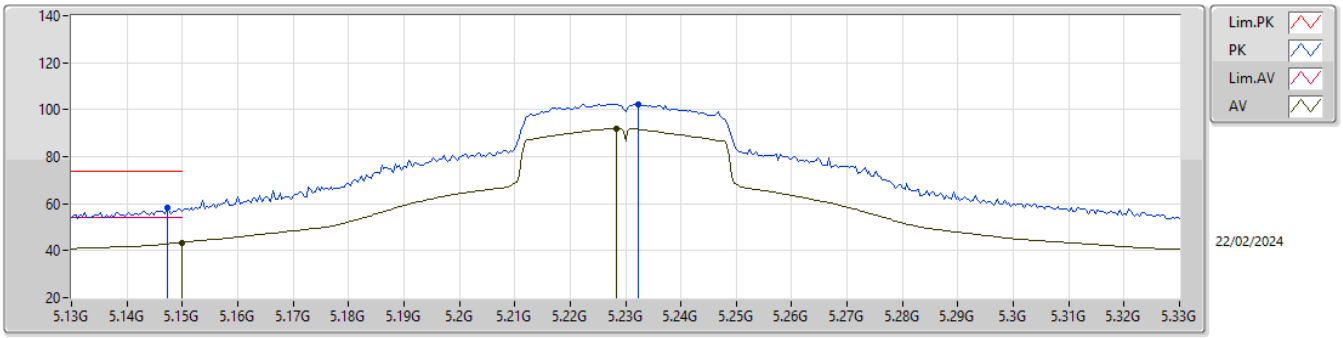

Type	Freq	Level	Limit	Margin	Factor	Dist	Condition	Azimuth	Height	Raw	AF	CL	PA
	(Hz)	(dBuV/m)	(dBuV/m)	(dB)	(dB)	(m)		(°)	(m)	(dBuV)	(dB)	(dB)	(dB)
AV	5.15G	43.53	54.00	-10.47	-5.41	3	Horizontal	178	1.09	48.94	33.50	5.17	44.08
AV	5.2284G	91.97	Inf	-Inf	-5.39	3	Horizontal	178	1.09	97.36	33.50	5.20	44.09
PK	5.1472G	58.12	74.00	-15.88	-5.41	3	Horizontal	178	1.09	63.53	33.50	5.17	44.08
PK	5.2324G	102.42	Inf	-Inf	-5.39	3	Horizontal	178	1.09	107.81	33.50	5.20	44.09

5.15-5.25GHz_802.11ac VHT40_Nss1,(MCS0)_1TX

5230MHz_TX

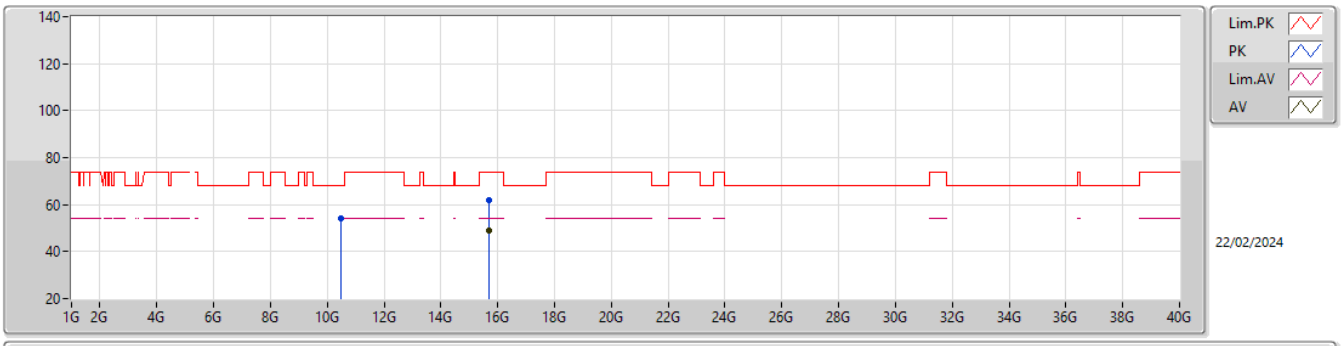

Type	Freq	Level	Limit	Margin	Factor	Dist	Condition	Azimuth	Height	Raw	AF	CL	PA
	(Hz)	(dBuV/m)	(dBuV/m)	(dB)	(dB)	(m)		(°)	(m)	(dBuV)	(dB)	(dB)	(dB)
AV	15.69496G	49.06	54.00	-4.94	6.10	3	Vertical	193	3.00	42.96	38.19	11.01	43.10
PK	10.47792G	54.30	68.20	-13.90	4.74	3	Vertical	164	2.10	49.56	38.66	8.11	42.03
PK	15.68056G	61.83	74.00	-12.17	6.05	3	Vertical	193	3.00	55.78	38.16	10.99	43.10

5.15-5.25GHz_802.11ac VHT40_Nss1,(MCS0)_1TX

5230MHz_TX

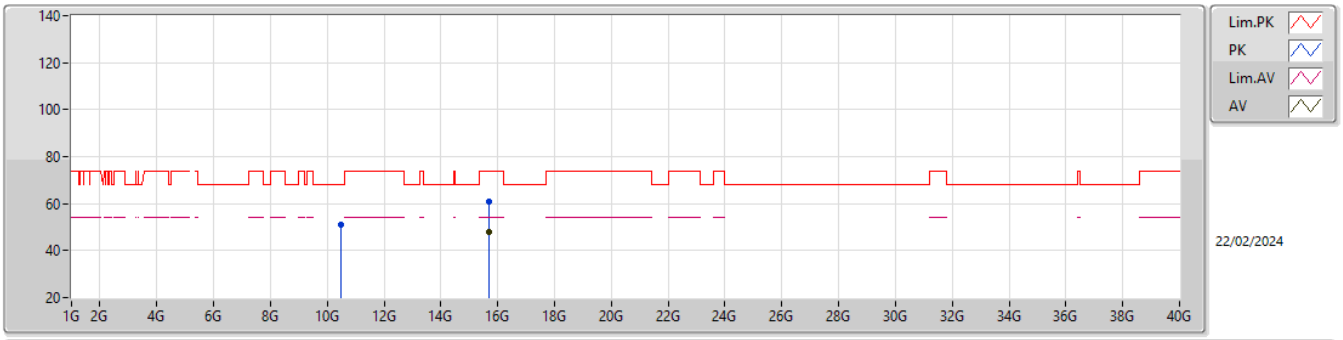

Type	Freq	Level	Limit	Margin	Factor	Dist	Condition	Azimuth	Height	Raw	AF	CL	PA
	(Hz)	(dBuV/m)	(dBuV/m)	(dB)	(dB)	(m)		(°)	(m)	(dBuV)	(dB)	(dB)	(dB)
AV	15.69336G	47.68	54.00	-6.32	6.09	3	Horizontal	163	2.52	41.59	38.19	11.00	43.10
PK	10.46832G	51.13	68.20	-17.07	4.71	3	Horizontal	220	1.01	46.42	38.64	8.10	42.03
PK	15.6852G	60.90	74.00	-13.10	6.07	3	Horizontal	163	2.52	54.83	38.17	11.00	43.10

5.15-5.25GHz_802.11ac VHT80_Nss1,(MCS0)_1TX

5210MHz_TX

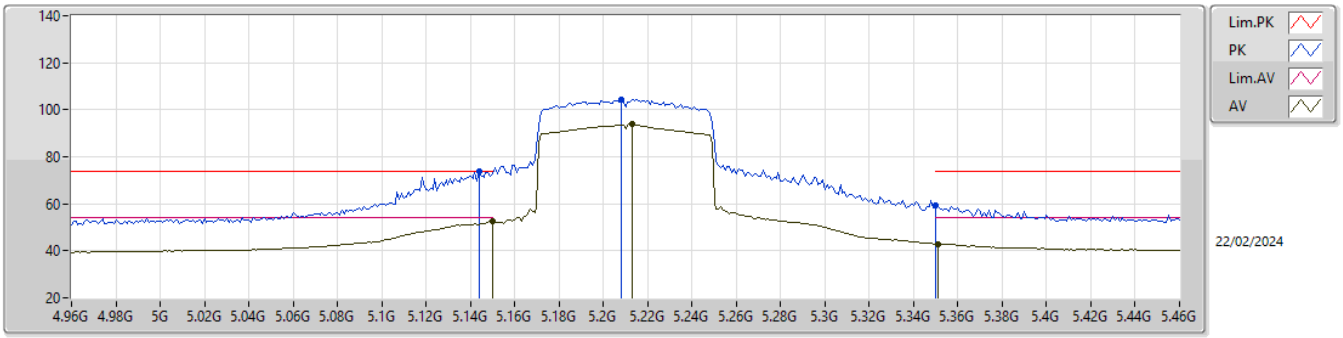

Type	Freq	Level	Limit	Margin	Factor	Dist	Condition	Azimuth	Height	Raw	AF	CL	PA
	(Hz)	(dBuV/m)	(dBuV/m)	(dB)	(dB)	(m)		(°)	(m)	(dBuV)	(dB)	(dB)	(dB)
AV	5.15G	52.76	54.00	-1.24	-5.41	3	Vertical	303	1.07	58.17	33.50	5.17	44.08
AV	5.213G	93.80	Inf	-Inf	-5.40	3	Vertical	303	1.07	99.20	33.50	5.19	44.09
AV	5.351G	42.93	54.00	-11.07	-5.56	3	Vertical	303	1.07	48.49	33.30	5.24	44.10
PK	5.144G	73.93	74.00	-0.07	-5.42	3	Vertical	303	1.07	79.35	33.50	5.16	44.08
PK	5.208G	104.23	Inf	-Inf	-5.39	3	Vertical	303	1.07	109.62	33.50	5.19	44.08
PK	5.35G	59.34	74.00	-14.66	-5.56	3	Vertical	303	1.07	64.90	33.30	5.24	44.10

5.15-5.25GHz_802.11ac VHT80_Nss1,(MCS0)_1TX

5210MHz_TX

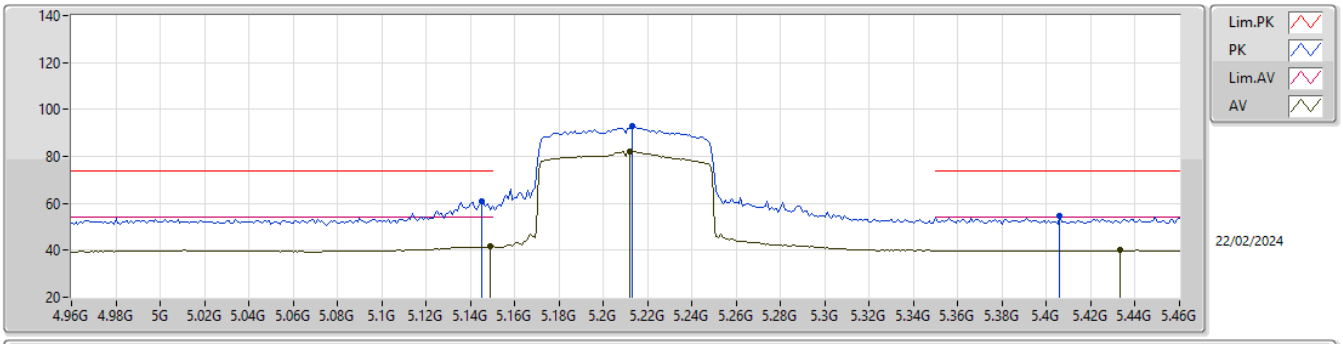

Type	Freq	Level	Limit	Margin	Factor	Dist	Condition	Azimuth	Height	Raw	AF	CL	PA
	(Hz)	(dBuV/m)	(dBuV/m)	(dB)	(dB)	(m)		(°)	(m)	(dBuV)	(dB)	(dB)	(dB)
AV	5.149G	41.65	54.00	-12.35	-5.41	3	Horizontal	230	1.23	47.06	33.50	5.17	44.08
AV	5.212G	82.10	Inf	-Inf	-5.40	3	Horizontal	230	1.23	87.50	33.50	5.19	44.09
AV	5.433G	39.95	54.00	-14.05	-5.56	3	Horizontal	230	1.23	45.51	33.27	5.28	44.11
PK	5.145G	60.75	74.00	-13.25	-5.41	3	Horizontal	230	1.23	66.16	33.50	5.17	44.08
PK	5.213G	92.86	Inf	-Inf	-5.40	3	Horizontal	230	1.23	98.26	33.50	5.19	44.09
PK	5.406G	54.91	74.00	-19.09	-5.64	3	Horizontal	230	1.23	60.55	33.21	5.26	44.11

5.15-5.25GHz_802.11ac VHT80_Nss1,(MCS0)_1TX

5210MHz_TX

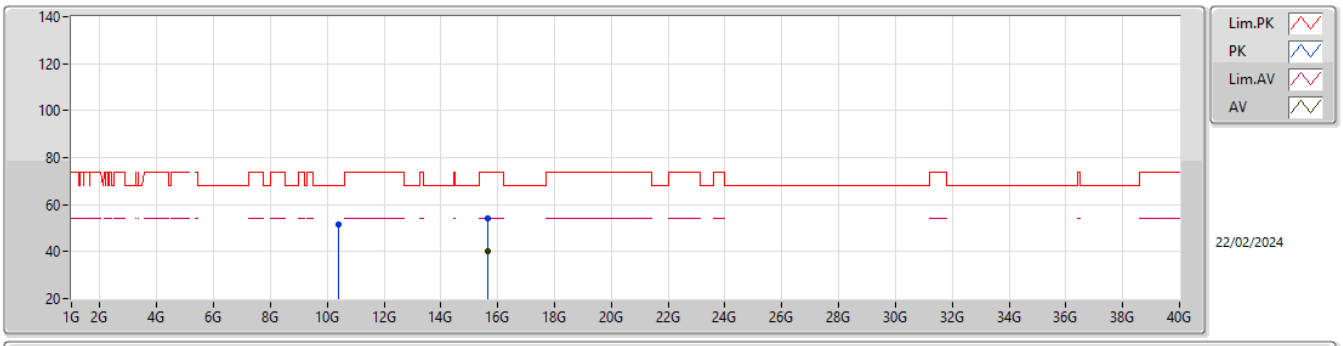

Type	Freq	Level	Limit	Margin	Factor	Dist	Condition	Azimuth	Height	Raw	AF	CL	PA
	(Hz)	(dBuV/m)	(dBuV/m)	(dB)	(dB)	(m)		(°)	(m)	(dBuV)	(dB)	(dB)	(dB)
AV	15.63064G	40.09	54.00	-13.91	6.09	3	Vertical	196	2.96	34.00	38.22	10.94	43.07
PK	10.40688G	51.62	68.20	-16.58	4.69	3	Vertical	165	2.05	46.93	38.69	8.08	42.08
PK	15.64888G	54.21	74.00	-19.79	5.99	3	Vertical	196	2.96	48.22	38.11	10.96	43.08

5.15-5.25GHz_802.11ac VHT80_Nss1,(MCS0)_1TX

5210MHz_TX

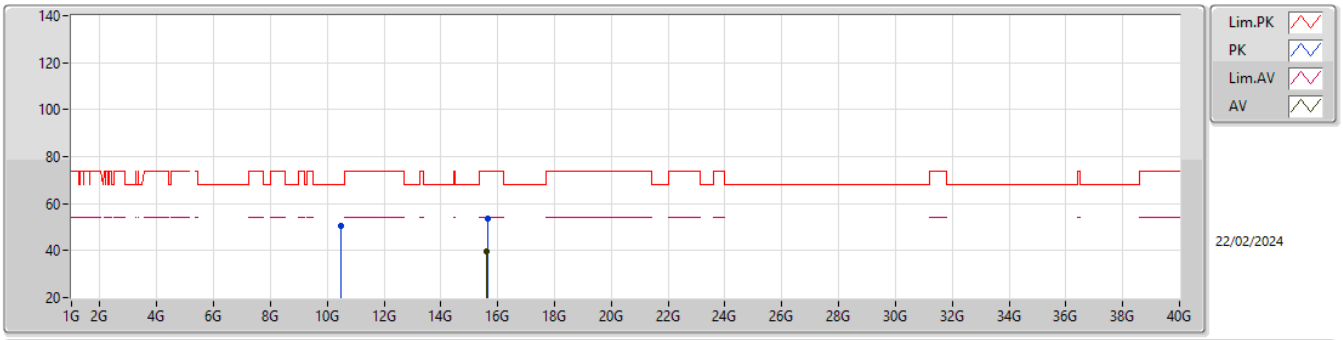

Type	Freq	Level	Limit	Margin	Factor	Dist	Condition	Azimuth	Height	Raw	AF	CL	PA
	(Hz)	(dBuV/m)	(dBuV/m)	(dB)	(dB)	(m)		(°)	(m)	(dBuV)	(dB)	(dB)	(dB)
AV	15.61752G	39.91	54.00	-14.09	6.14	3	Horizontal	162	2.57	33.77	38.29	10.92	43.07
PK	10.49104G	50.71	68.20	-17.49	4.77	3	Horizontal	114	1.50	45.94	38.68	8.11	42.02
PK	15.6652G	53.73	74.00	-20.27	6.02	3	Horizontal	162	2.57	47.71	38.13	10.98	43.09

5.25-5.35GHz_802.11a_Nss1,(6Mbps)_1TX

5320MHz_TX

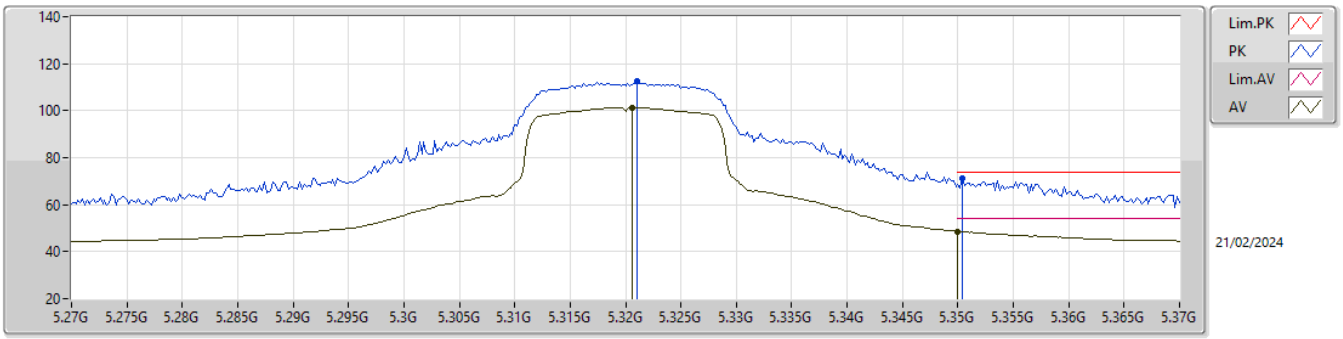

Type	Freq	Level	Limit	Margin	Factor	Dist	Condition	Azimuth	Height	Raw	AF	CL	PA
	(Hz)	(dBuV/m)	(dBuV/m)	(dB)	(dB)	(m)		(°)	(m)	(dBuV)	(dB)	(dB)	(dB)
AV	5.3206G	101.40	Inf	-Inf	-5.57	3	Vertical	272	1.14	106.97	33.30	5.23	44.10
AV	5.35G	48.52	54.00	-5.48	-5.56	3	Vertical	272	1.14	54.08	33.30	5.24	44.10
PK	5.321G	112.34	Inf	-Inf	-5.57	3	Vertical	272	1.14	117.91	33.30	5.23	44.10
PK	5.3504G	71.35	74.00	-2.65	-5.56	3	Vertical	272	1.14	76.91	33.30	5.24	44.10

5.25-5.35GHz_802.11a_Nss1,(6Mbps)_1TX

5320MHz_TX

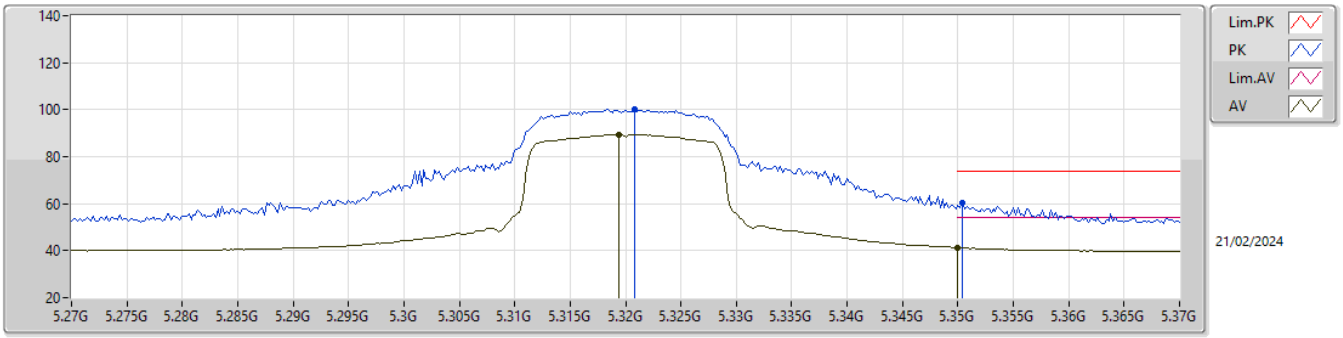

Type	Freq	Level	Limit	Margin	Factor	Dist	Condition	Azimuth	Height	Raw	AF	CL	PA
	(Hz)	(dBuV/m)	(dBuV/m)	(dB)	(dB)	(m)		(°)	(m)	(dBuV)	(dB)	(dB)	(dB)
AV	5.3194G	89.41	Inf	-Inf	-5.57	3	Horizontal	176	1.04	94.98	33.30	5.23	44.10
AV	5.35G	41.34	54.00	-12.66	-5.56	3	Horizontal	176	1.04	46.90	33.30	5.24	44.10
PK	5.3208G	99.96	Inf	-Inf	-5.57	3	Horizontal	176	1.04	105.53	33.30	5.23	44.10
PK	5.3504G	60.17	74.00	-13.83	-5.56	3	Horizontal	176	1.04	65.73	33.30	5.24	44.10

5.25-5.35GHz_802.11a_Nss1,(6Mbps)_1TX

5320MHz_TX

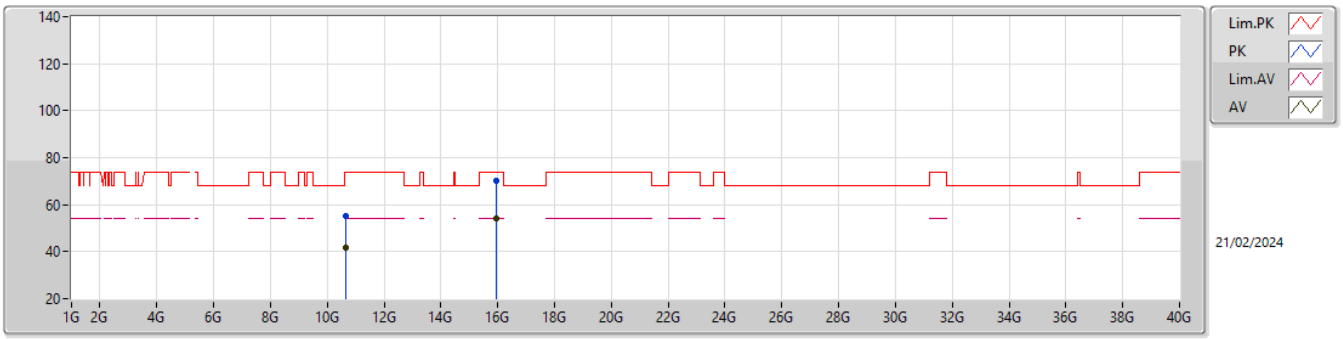

Type	Freq	Level	Limit	Margin	Factor	Dist	Condition	Azimuth	Height	Raw	AF	CL	PA
	(Hz)	(dBuV/m)	(dBuV/m)	(dB)	(dB)	(m)		(°)	(m)	(dBuV)	(dB)	(dB)	(dB)
AV	10.64032G	41.53	54.00	-12.47	5.18	3	Vertical	187	3.00	36.35	39.08	8.16	42.06
AV	15.96056G	53.90	54.00	-0.10	6.04	3	Vertical	178	3.00	47.86	37.98	11.29	43.23
PK	10.64G	55.27	74.00	-18.73	5.18	3	Vertical	187	3.00	50.09	39.08	8.16	42.06
PK	15.9548G	70.43	74.00	-3.57	6.04	3	Vertical	178	3.00	64.39	37.99	11.28	43.23

5.25-5.35GHz_802.11a_Nss1,(6Mbps)_1TX

5320MHz_TX

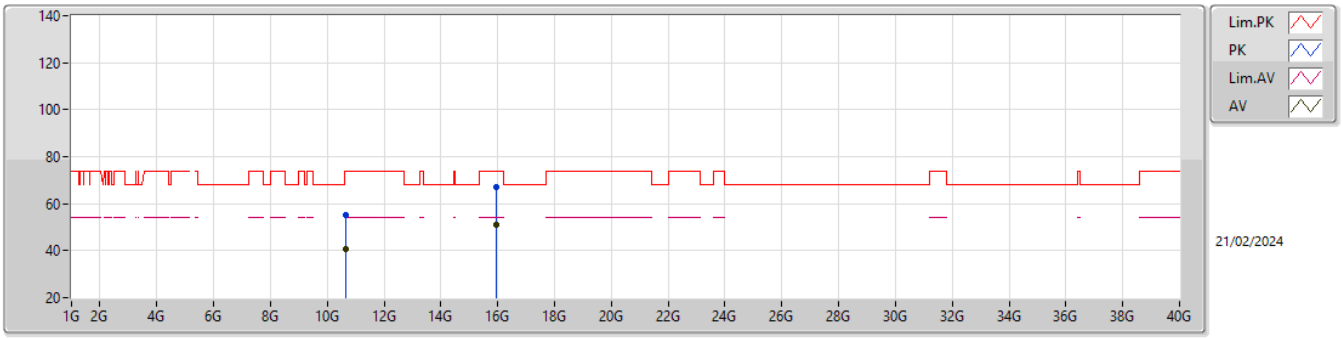

Type	Freq	Level	Limit	Margin	Factor	Dist	Condition	Azimuth	Height	Raw	AF	CL	PA
	(Hz)	(dBuV/m)	(dBuV/m)	(dB)	(dB)	(m)		(°)	(m)	(dBuV)	(dB)	(dB)	(dB)
AV	10.63864G	40.93	54.00	-13.07	5.17	3	Horizontal	272	2.81	35.76	39.08	8.15	42.06
AV	15.96064G	51.03	54.00	-2.97	6.04	3	Horizontal	194	1.50	44.99	37.98	11.29	43.23
PK	10.63784G	55.11	74.00	-18.89	5.17	3	Horizontal	272	2.81	49.94	39.08	8.15	42.06
PK	15.96424G	66.83	74.00	-7.17	6.03	3	Horizontal	194	1.50	60.80	37.97	11.29	43.23

5.25-5.35GHz_802.11ac VHT20_Nss1,(MCS0)_1TX

5320MHz_TX

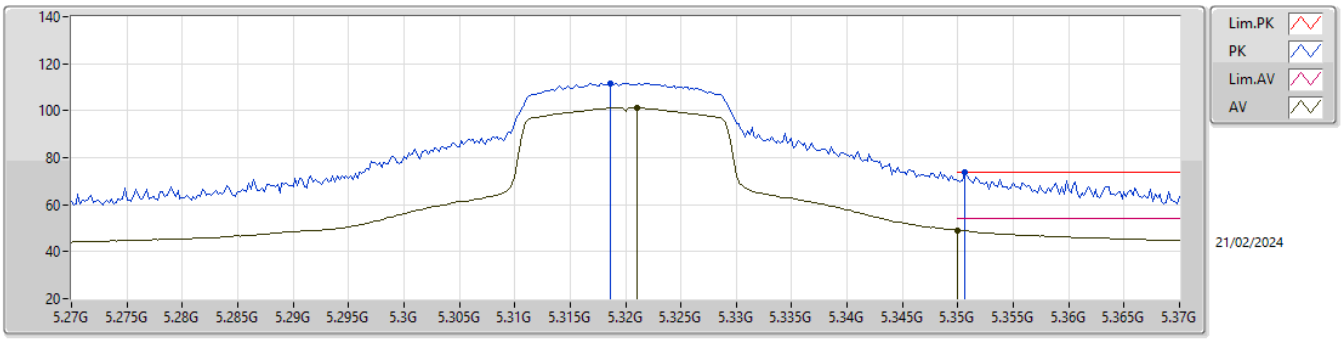

Type	Freq	Level	Limit	Margin	Factor	Dist	Condition	Azimuth	Height	Raw	AF	CL	PA
	(Hz)	(dBuV/m)	(dBuV/m)	(dB)	(dB)	(m)		(°)	(m)	(dBuV)	(dB)	(dB)	(dB)
AV	5.321G	101.32	Inf	-Inf	-5.57	3	Vertical	274	1.21	106.89	33.30	5.23	44.10
AV	5.35G	49.08	54.00	-4.92	-5.56	3	Vertical	274	1.21	54.64	33.30	5.24	44.10
PK	5.3186G	111.70	Inf	-Inf	-5.57	3	Vertical	274	1.21	117.27	33.30	5.23	44.10
PK	5.3506G	73.79	74.00	-0.21	-5.56	3	Vertical	274	1.21	79.35	33.30	5.24	44.10

5.25-5.35GHz_802.11ac VHT20_Nss1,(MCS0)_1TX

5320MHz_TX

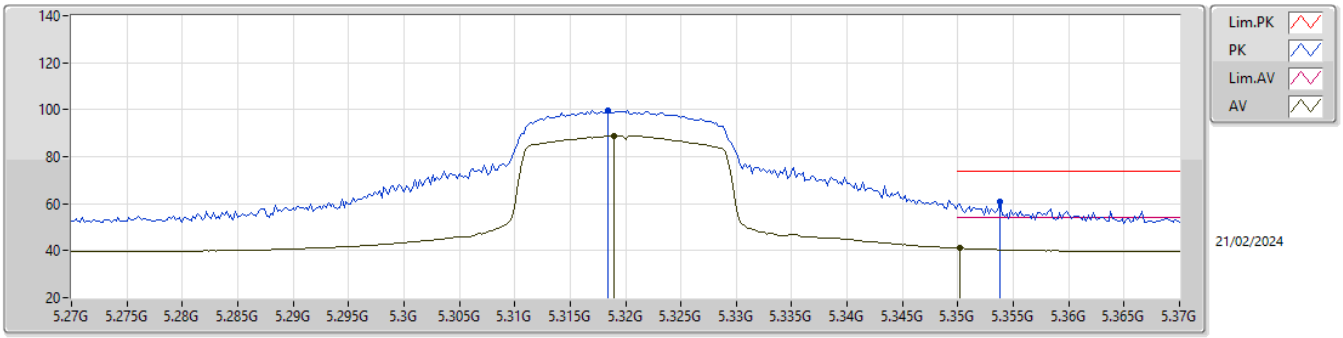

Type	Freq	Level	Limit	Margin	Factor	Dist	Condition	Azimuth	Height	Raw	AF	CL	PA
	(Hz)	(dBuV/m)	(dBuV/m)	(dB)	(dB)	(m)		(°)	(m)	(dBuV)	(dB)	(dB)	(dB)
AV	5.319G	88.85	Inf	-Inf	-5.57	3	Horizontal	210	1.13	94.42	33.30	5.23	44.10
AV	5.3502G	41.09	54.00	-12.91	-5.56	3	Horizontal	210	1.13	46.65	33.30	5.24	44.10
PK	5.3184G	99.83	Inf	-Inf	-5.57	3	Horizontal	210	1.13	105.40	33.30	5.23	44.10
PK	5.3538G	60.93	74.00	-13.07	-5.57	3	Horizontal	210	1.13	66.50	33.29	5.24	44.10

5.25-5.35GHz_802.11ac VHT20_Nss1,(MCS0)_1TX

5320MHz_TX

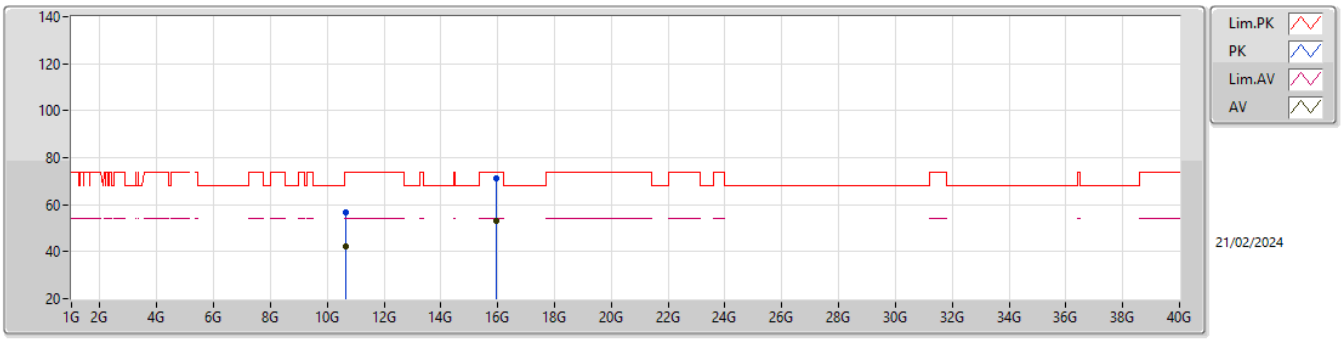

Type	Freq	Level	Limit	Margin	Factor	Dist	Condition	Azimuth	Height	Raw	AF	CL	PA
	(Hz)	(dBuV/m)	(dBuV/m)	(dB)	(dB)	(m)		(°)	(m)	(dBuV)	(dB)	(dB)	(dB)
AV	10.63896G	42.00	54.00	-12.00	5.17	3	Vertical	192	3.00	36.83	39.08	8.15	42.06
AV	15.9604G	52.98	54.00	-1.02	6.04	3	Vertical	182	3.00	46.94	37.98	11.29	43.23
PK	10.64032G	56.71	74.00	-17.29	5.18	3	Vertical	192	3.00	51.53	39.08	8.16	42.06
PK	15.96092G	71.06	74.00	-2.94	6.04	3	Vertical	182	3.00	65.02	37.98	11.29	43.23

5.25-5.35GHz_802.11ac VHT20_Nss1,(MCS0)_1TX

5320MHz_TX

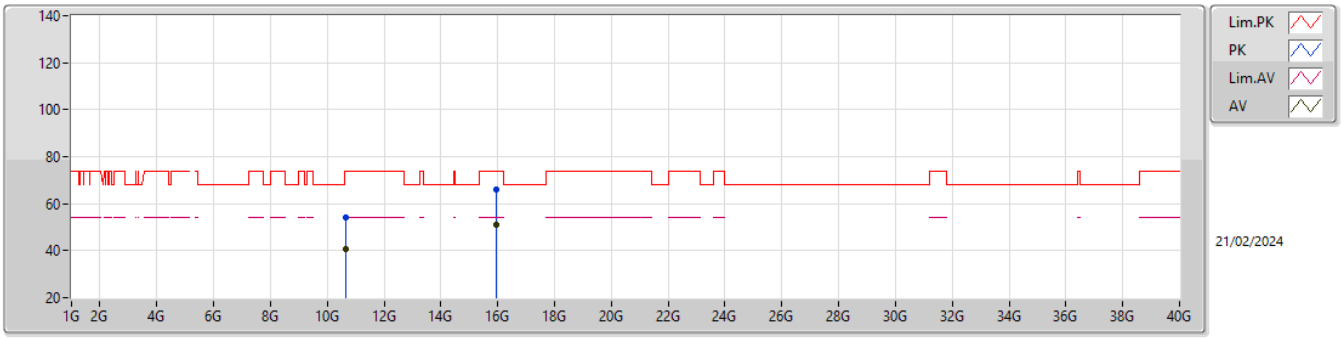

Type	Freq	Level	Limit	Margin	Factor	Dist	Condition	Azimuth	Height	Raw	AF	CL	PA
	(Hz)	(dBuV/m)	(dBuV/m)	(dB)	(dB)	(m)		(°)	(m)	(dBuV)	(dB)	(dB)	(dB)
AV	10.64064G	40.44	54.00	-13.56	5.18	3	Horizontal	277	3.00	35.26	39.08	8.16	42.06
AV	15.95984G	50.91	54.00	-3.09	6.04	3	Horizontal	194	1.39	44.87	37.98	11.29	43.23
PK	10.63904G	54.25	74.00	-19.75	5.17	3	Horizontal	277	3.00	49.08	39.08	8.15	42.06
PK	15.96256G	65.95	74.00	-8.05	6.03	3	Horizontal	194	1.39	59.92	37.97	11.29	43.23

5.25-5.35GHz_802.11ac VHT40_Nss1,(MCS0)_1TX

5270MHz_TX

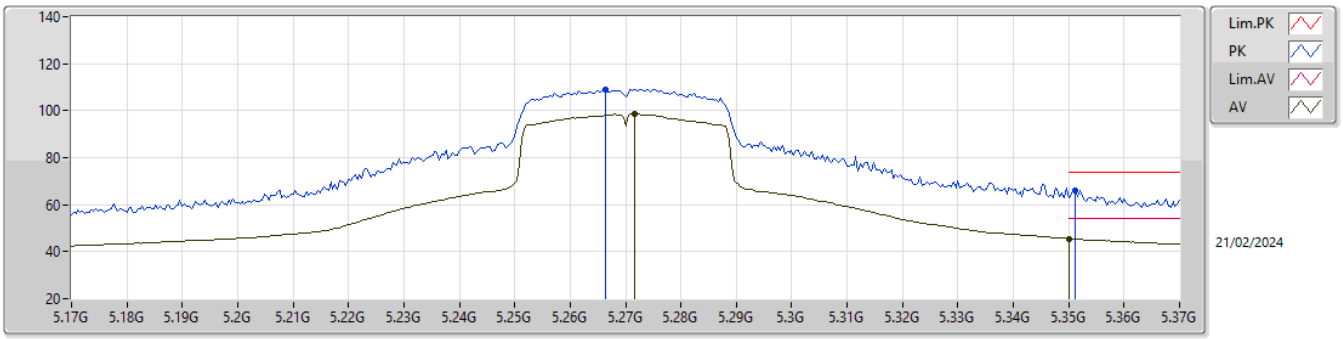

Type	Freq	Level	Limit	Margin	Factor	Dist	Condition	Azimuth	Height	Raw	AF	CL	PA
	(Hz)	(dBuV/m)	(dBuV/m)	(dB)	(dB)	(m)		(°)	(m)	(dBuV)	(dB)	(dB)	(dB)
AV	5.2716G	98.55	Inf	-Inf	-5.46	3	Vertical	269	1.12	104.01	33.41	5.22	44.09
AV	5.35G	45.38	54.00	-8.62	-5.56	3	Vertical	269	1.12	50.94	33.30	5.24	44.10
PK	5.2664G	109.19	Inf	-Inf	-5.45	3	Vertical	269	1.12	114.64	33.43	5.21	44.09
PK	5.3512G	66.19	74.00	-7.81	-5.56	3	Vertical	269	1.12	71.75	33.30	5.24	44.10

5.25-5.35GHz_802.11ac VHT40_Nss1,(MCS0)_1TX

5270MHz_TX

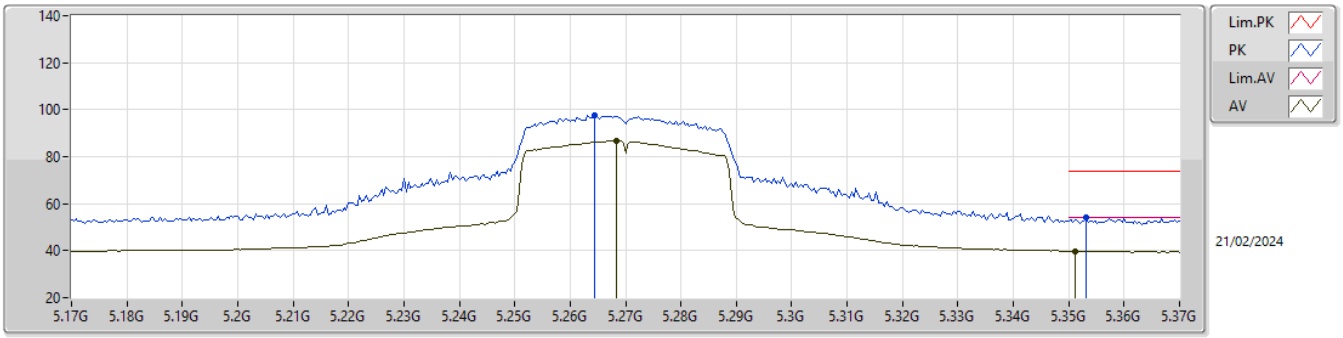

Type	Freq	Level	Limit	Margin	Factor	Dist	Condition	Azimuth	Height	Raw	AF	CL	PA
	(Hz)	(dBuV/m)	(dBuV/m)	(dB)	(dB)	(m)		(°)	(m)	(dBuV)	(dB)	(dB)	(dB)
AV	5.2684G	86.79	Inf	-Inf	-5.45	3	Horizontal	235	1.16	92.24	33.43	5.21	44.09
AV	5.3512G	39.79	54.00	-14.21	-5.56	3	Horizontal	235	1.16	45.35	33.30	5.24	44.10
PK	5.2644G	97.42	Inf	-Inf	-5.44	3	Horizontal	235	1.16	102.86	33.44	5.21	44.09
PK	5.3532G	53.95	74.00	-20.05	-5.57	3	Horizontal	235	1.16	59.52	33.29	5.24	44.10

5.25-5.35GHz_802.11ac VHT40_Nss1,(MCS0)_1TX

5270MHz_TX

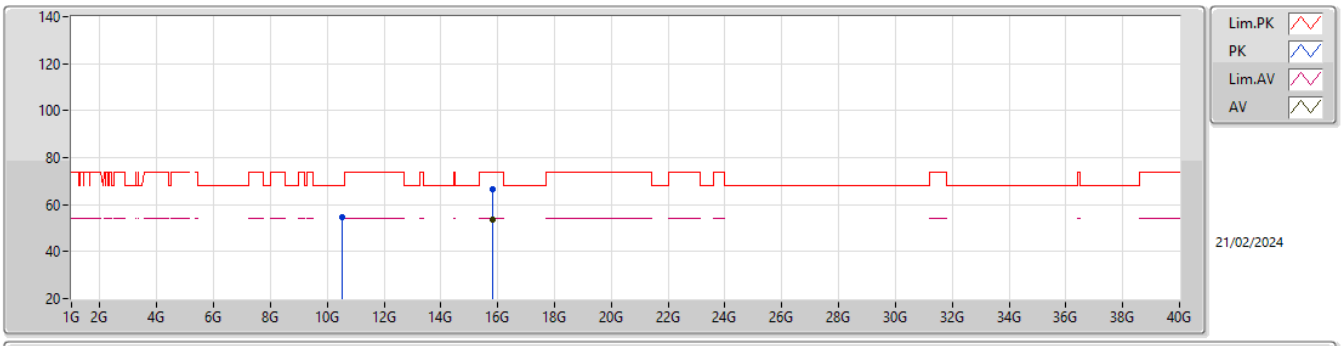

Type	Freq	Level	Limit	Margin	Factor	Dist	Condition	Azimuth	Height	Raw	AF	CL	PA
	(Hz)	(dBuV/m)	(dBuV/m)	(dB)	(dB)	(m)		(°)	(m)	(dBuV)	(dB)	(dB)	(dB)
AV	15.81112G	53.83	54.00	-0.17	5.98	3	Vertical	181	2.17	47.85	38.01	11.13	43.16
PK	10.53436G	54.70	68.20	-13.50	4.87	3	Vertical	203	1.86	49.83	38.77	8.12	42.02
PK	15.80816G	66.77	74.00	-7.23	6.00	3	Vertical	181	2.17	60.77	38.03	11.13	43.16

5.25-5.35GHz_802.11ac VHT40_Nss1,(MCS0)_1TX

5270MHz_TX

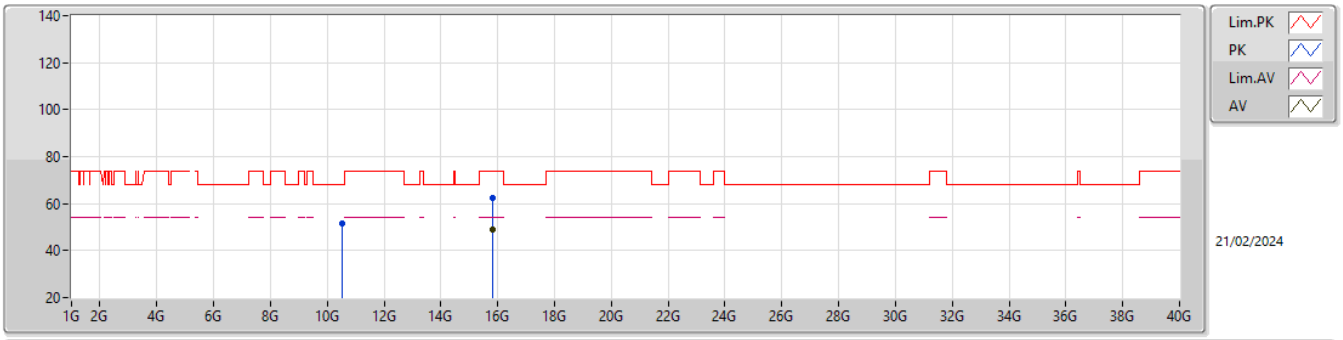

Type	Freq	Level	Limit	Margin	Factor	Dist	Condition	Azimuth	Height	Raw	AF	CL	PA
	(Hz)	(dBuV/m)	(dBuV/m)	(dB)	(dB)	(m)		(°)	(m)	(dBuV)	(dB)	(dB)	(dB)
AV	15.81292G	49.18	54.00	-4.82	5.97	3	Horizontal	198	2.53	43.21	38.00	11.13	43.16
PK	10.54192G	51.79	68.20	-16.41	4.89	3	Horizontal	189	2.72	46.90	38.78	8.13	42.02
PK	15.80252G	62.24	74.00	-11.76	6.04	3	Horizontal	198	2.53	56.20	38.08	11.12	43.16

5.25-5.35GHz_802.11ac VHT80_Nss1,(MCS0)_1TX

5290MHz_TX

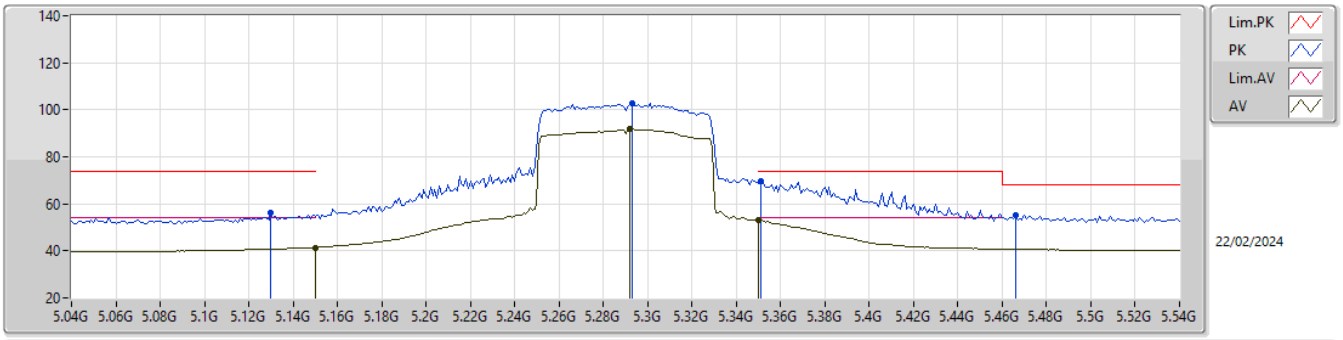

Type	Freq	Level	Limit	Margin	Factor	Dist	Condition	Azimuth	Height	Raw	AF	CL	PA
	(Hz)	(dBuV/m)	(dBuV/m)	(dB)	(dB)	(m)		(°)	(m)	(dBuV)	(dB)	(dB)	(dB)
AV	5.15G	41.29	54.00	-12.71	-5.41	3	Vertical	301	1.00	46.70	33.50	5.17	44.08
AV	5.292G	91.70	Inf	-Inf	-5.55	3	Vertical	301	1.00	97.25	33.33	5.22	44.10
AV	5.35G	53.28	54.00	-0.72	-5.56	3	Vertical	301	1.00	58.84	33.30	5.24	44.10
PK	5.13G	56.23	74.00	-17.77	-5.42	3	Vertical	301	1.00	61.65	33.50	5.16	44.08
PK	5.293G	102.54	Inf	-Inf	-5.55	3	Vertical	301	1.00	108.09	33.33	5.22	44.10
PK	5.351G	69.58	74.00	-4.42	-5.56	3	Vertical	301	1.00	75.14	33.30	5.24	44.10
PK	5.466G	55.30	68.20	-12.90	-5.49	3	Vertical	301	1.00	60.79	33.33	5.30	44.12

5.25-5.35GHz_802.11ac VHT80_Nss1,(MCS0)_1TX

5290MHz_TX

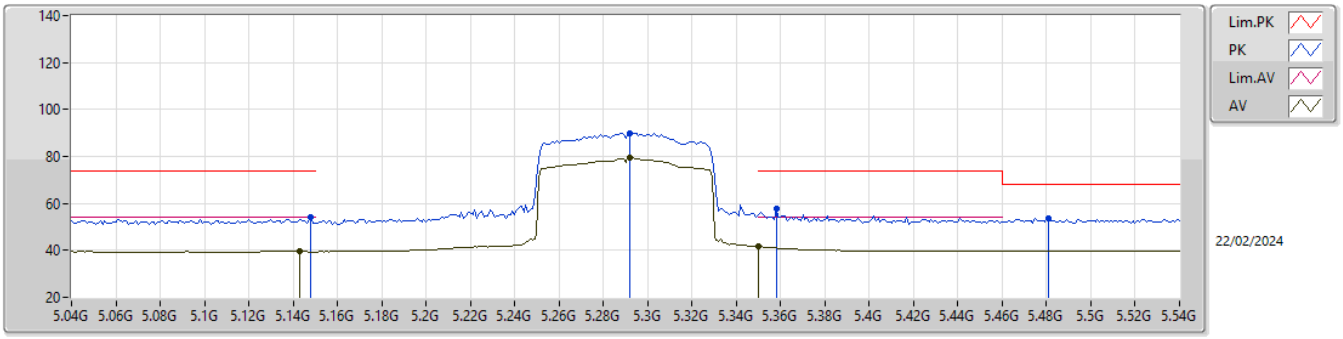

Type	Freq	Level	Limit	Margin	Factor	Dist	Condition	Azimuth	Height	Raw	AF	CL	PA
	(Hz)	(dBuV/m)	(dBuV/m)	(dB)	(dB)	(m)		(°)	(m)	(dBuV)	(dB)	(dB)	(dB)
AV	5.143G	39.53	54.00	-14.47	-5.42	3	Horizontal	235	2.22	44.95	33.50	5.16	44.08
AV	5.292G	79.43	Inf	-Inf	-5.55	3	Horizontal	235	2.22	84.98	33.33	5.22	44.10
AV	5.35G	41.69	54.00	-12.31	-5.56	3	Horizontal	235	2.22	47.25	33.30	5.24	44.10
PK	5.148G	53.98	74.00	-20.02	-5.41	3	Horizontal	235	2.22	59.39	33.50	5.17	44.08
PK	5.292G	89.97	Inf	-Inf	-5.55	3	Horizontal	235	2.22	95.52	33.33	5.22	44.10
PK	5.358G	57.56	74.00	-16.44	-5.57	3	Horizontal	235	2.22	63.13	33.28	5.25	44.10
PK	5.481G	53.80	68.20	-14.40	-5.45	3	Horizontal	235	2.22	59.25	33.36	5.31	44.12

5.25-5.35GHz_802.11ac VHT80_Nss1,(MCS0)_1TX

5290MHz_TX

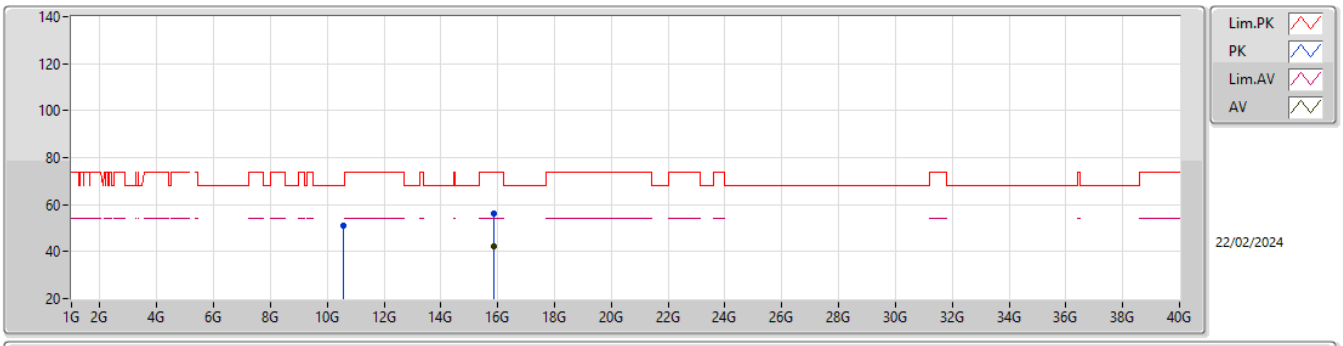

Type	Freq	Level	Limit	Margin	Factor	Dist	Condition	Azimuth	Height	Raw	AF	CL	PA
	(Hz)	(dBuV/m)	(dBuV/m)	(dB)	(dB)	(m)		(°)	(m)	(dBuV)	(dB)	(dB)	(dB)
AV	15.87672G	42.25	54.00	-11.75	5.82	3	Vertical	180	2.26	36.43	37.81	11.20	43.19
PK	10.58288G	50.92	68.20	-17.28	5.03	3	Vertical	196	2.05	45.89	38.93	8.14	42.04
PK	15.88344G	56.33	74.00	-17.67	5.85	3	Vertical	180	2.26	50.48	37.83	11.21	43.19

5.25-5.35GHz_802.11ac VHT80_Nss1,(MCS0)_1TX

5290MHz_TX

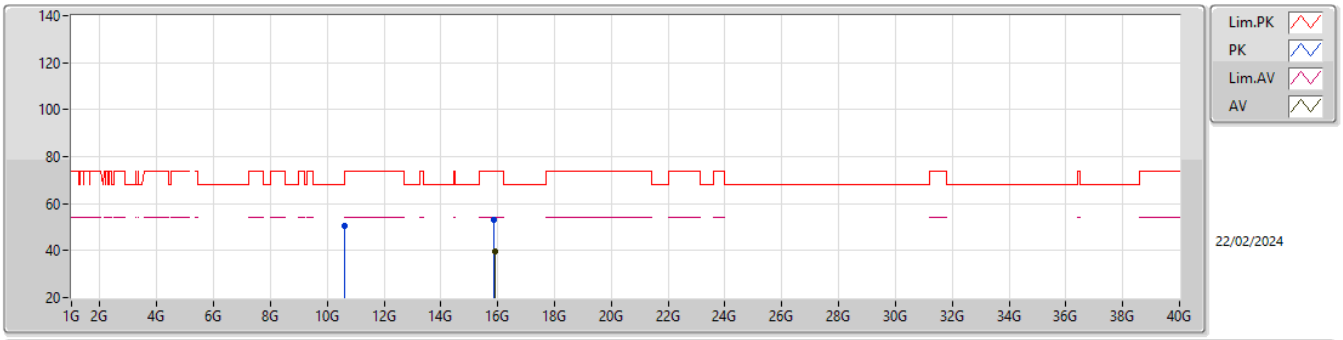

Type	Freq	Level	Limit	Margin	Factor	Dist	Condition	Azimuth	Height	Raw	AF	CL	PA
	(Hz)	(dBuV/m)	(dBuV/m)	(dB)	(dB)	(m)		(°)	(m)	(dBuV)	(dB)	(dB)	(dB)
AV	15.89176G	39.79	54.00	-14.21	5.89	3	Horizontal	195	1.55	33.90	37.87	11.22	43.20
PK	10.59728G	50.68	68.20	-17.52	5.09	3	Horizontal	148	2.67	45.59	38.99	8.14	42.04
PK	15.87288G	53.25	74.00	-20.75	5.80	3	Horizontal	195	1.55	47.45	37.79	11.20	43.19

5.47-5.725GHz_802.11a_Nss1,(6Mbps)_1TX

5700MHz_TX

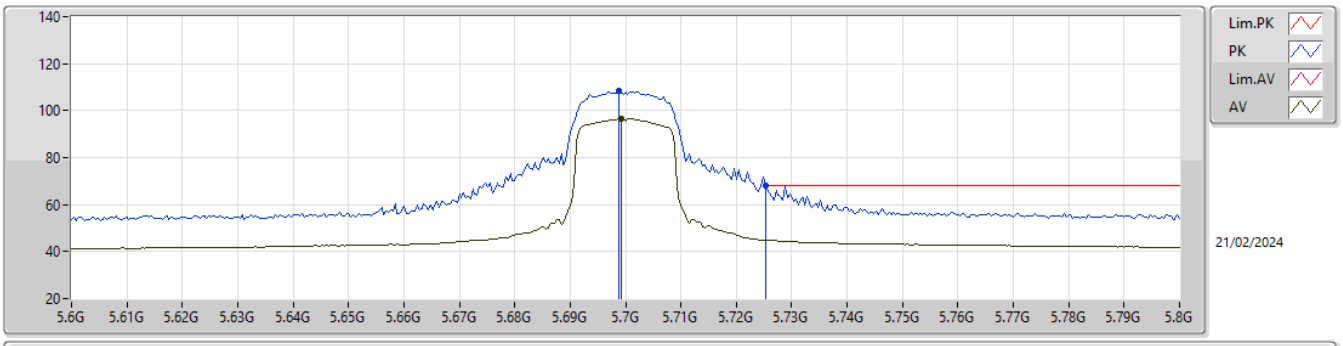

Type	Freq	Level	Limit	Margin	Factor	Dist	Condition	Azimuth	Height	Raw	AF	CL	PA
	(Hz)	(dBuV/m)	(dBuV/m)	(dB)	(dB)	(m)		(°)	(m)	(dBuV)	(dB)	(dB)	(dB)
AV	5.6992G	96.57	Inf	-Inf	-4.90	3	Vertical	271	1.24	101.47	33.80	5.44	44.14
PK	5.6988G	108.38	Inf	-Inf	-4.91	3	Vertical	271	1.24	113.29	33.79	5.44	44.14
PK	5.7252G	68.00	68.20	-0.20	-4.64	3	Vertical	271	1.24	72.64	34.05	5.46	44.15

5.47-5.725GHz_802.11a_Nss1,(6Mbps)_1TX

5700MHz_TX

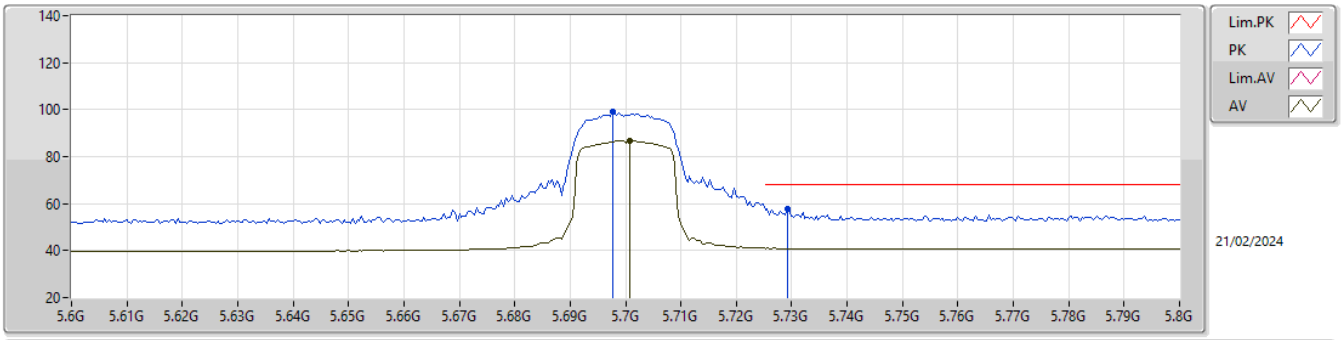

Type	Freq	Level	Limit	Margin	Factor	Dist	Condition	Azimuth	Height	Raw	AF	CL	PA
	(Hz)	(dBuV/m)	(dBuV/m)	(dB)	(dB)	(m)		(°)	(m)	(dBuV)	(dB)	(dB)	(dB)
AV	5.7008G	86.89	Inf	-Inf	-4.88	3	Horizontal	207	1.28	91.77	33.81	5.45	44.14
PK	5.6976G	98.95	Inf	-Inf	-4.91	3	Horizontal	207	1.28	103.86	33.79	5.44	44.14
PK	5.7292G	57.75	68.20	-10.45	-4.60	3	Horizontal	207	1.28	62.35	34.09	5.46	44.15

5.47-5.725GHz_802.11a_Nss1,(6Mbps)_1TX

5700MHz_TX

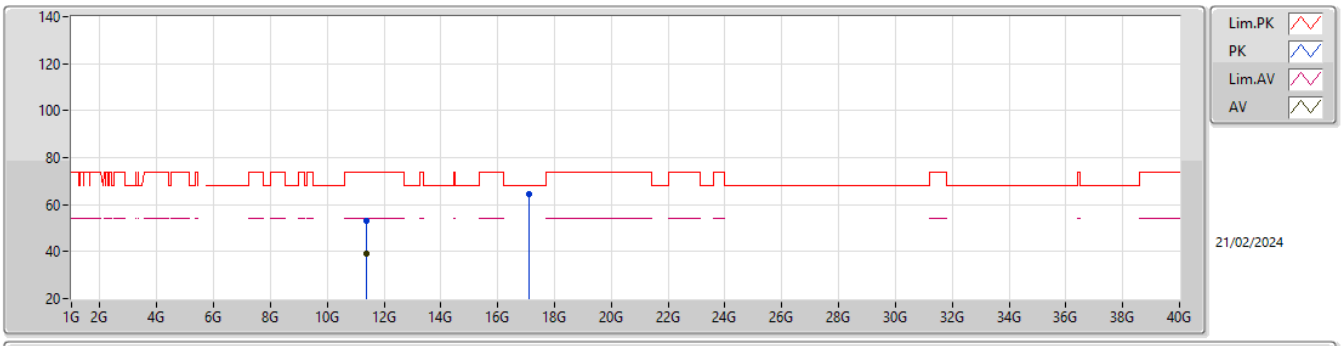

Type	Freq	Level	Limit	Margin	Factor	Dist	Condition	Azimuth	Height	Raw	AF	CL	PA
	(Hz)	(dBuV/m)	(dBuV/m)	(dB)	(dB)	(m)		(°)	(m)	(dBuV)	(dB)	(dB)	(dB)
AV	11.39896G	39.12	54.00	-14.88	5.82	3	Vertical	213	1.64	33.30	39.40	8.39	41.97
PK	11.39848G	52.96	74.00	-21.04	5.82	3	Vertical	213	1.64	47.14	39.40	8.39	41.97
PK	17.0948G	64.62	68.20	-3.58	5.22	3	Vertical	177	2.37	59.40	37.51	10.88	43.17

5.47-5.725GHz_802.11a_Nss1,(6Mbps)_1TX

5700MHz_TX

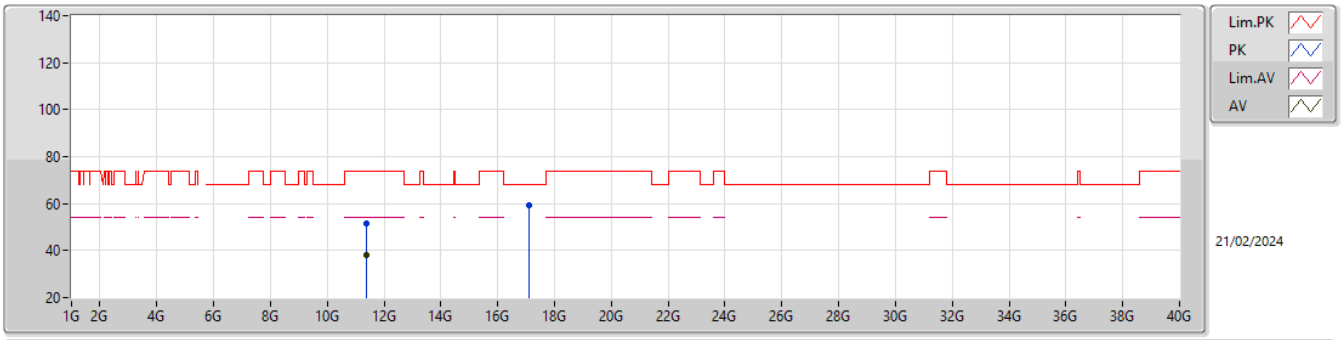

Type	Freq	Level	Limit	Margin	Factor	Dist	Condition	Azimuth	Height	Raw	AF	CL	PA
	(Hz)	(dBuV/m)	(dBuV/m)	(dB)	(dB)	(m)		(°)	(m)	(dBuV)	(dB)	(dB)	(dB)
AV	11.40048G	38.12	54.00	-15.88	5.82	3	Horizontal	263	1.72	32.30	39.40	8.39	41.97
PK	11.3988G	51.77	74.00	-22.23	5.82	3	Horizontal	263	1.72	45.95	39.40	8.39	41.97
PK	17.09832G	59.48	68.20	-8.72	5.20	3	Horizontal	232	1.55	54.28	37.50	10.87	43.17

5.47-5.725GHz_802.11ac VHT20_Nss1,(MCS0)_1TX

5700MHz_TX

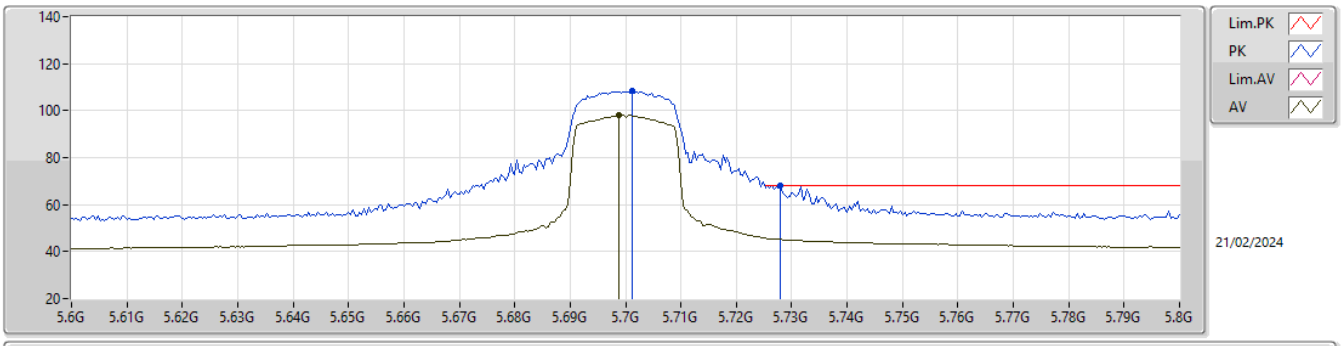

Type	Freq	Level	Limit	Margin	Factor	Dist	Condition	Azimuth	Height	Raw	AF	CL	PA
	(Hz)	(dBuV/m)	(dBuV/m)	(dB)	(dB)	(m)		(°)	(m)	(dBuV)	(dB)	(dB)	(dB)
AV	5.6988G	97.91	Inf	-Inf	-4.91	3	Vertical	272	1.25	102.82	33.79	5.44	44.14
PK	5.7012G	108.31	Inf	-Inf	-4.88	3	Vertical	272	1.25	113.19	33.81	5.45	44.14
PK	5.728G	68.07	68.20	-0.13	-4.61	3	Vertical	272	1.25	72.68	34.08	5.46	44.15

5.47-5.725GHz_802.11ac VHT20_Nss1,(MCS0)_1TX

5700MHz_TX

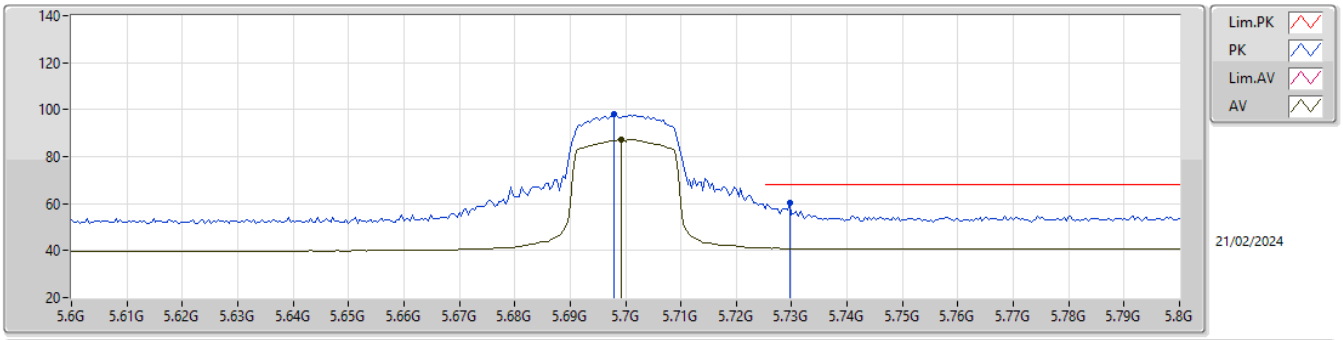

Type	Freq	Level	Limit	Margin	Factor	Dist	Condition	Azimuth	Height	Raw	AF	CL	PA
	(Hz)	(dBuV/m)	(dBuV/m)	(dB)	(dB)	(m)		(°)	(m)	(dBuV)	(dB)	(dB)	(dB)
AV	5.6992G	87.20	Inf	-Inf	-4.90	3	Horizontal	208	1.27	92.10	33.80	5.44	44.14
PK	5.698G	98.09	Inf	-Inf	-4.91	3	Horizontal	208	1.27	103.00	33.79	5.44	44.14
PK	5.7296G	60.22	68.20	-7.98	-4.59	3	Horizontal	208	1.27	64.81	34.10	5.46	44.15

5.47-5.725GHz_802.11ac VHT20_Nss1,(MCS0)_1TX

5700MHz_TX

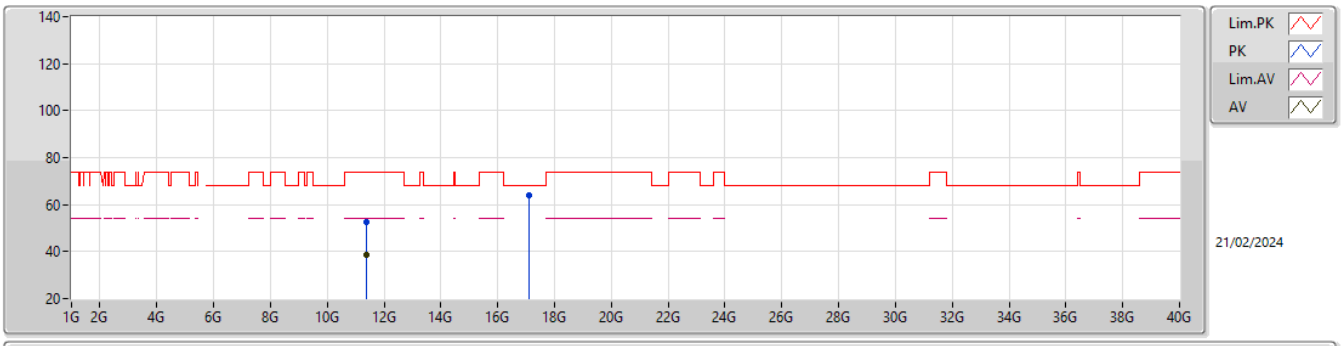

Type	Freq	Level	Limit	Margin	Factor	Dist	Condition	Azimuth	Height	Raw	AF	CL	PA
	(Hz)	(dBuV/m)	(dBuV/m)	(dB)	(dB)	(m)		(°)	(m)	(dBuV)	(dB)	(dB)	(dB)
AV	11.3997G	38.80	54.00	-15.20	5.82	3	Vertical	213	1.83	32.98	39.40	8.39	41.97
PK	11.3988G	52.33	74.00	-21.67	5.82	3	Vertical	213	1.83	46.51	39.40	8.39	41.97
PK	17.1075G	64.12	68.20	-4.08	5.21	3	Vertical	157	1.50	58.91	37.50	10.87	43.16

5.47-5.725GHz_802.11ac VHT20_Nss1,(MCS0)_1TX

5700MHz_TX

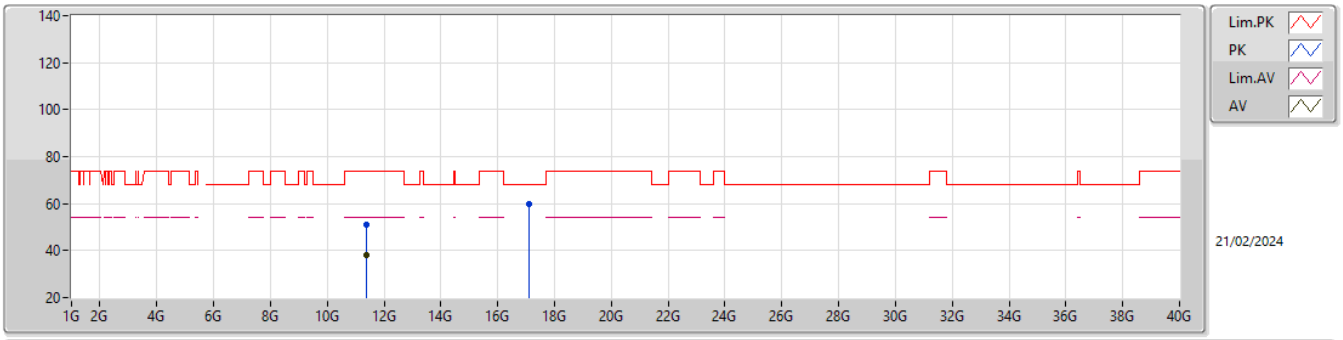

Type	Freq	Level	Limit	Margin	Factor	Dist	Condition	Azimuth	Height	Raw	AF	CL	PA
	(Hz)	(dBuV/m)	(dBuV/m)	(dB)	(dB)	(m)		(°)	(m)	(dBuV)	(dB)	(dB)	(dB)
AV	11.39952G	38.11	54.00	-15.89	5.82	3	Horizontal	169	1.37	32.29	39.40	8.39	41.97
PK	11.3967G	51.20	74.00	-22.80	5.81	3	Horizontal	169	1.37	45.39	39.39	8.39	41.97
PK	17.10174G	59.84	68.20	-8.36	5.20	3	Horizontal	232	1.54	54.64	37.50	10.87	43.17

5.47-5.725GHz_802.11ac VHT40_Nss1,(MCS0)_1TX

5550MHz_TX

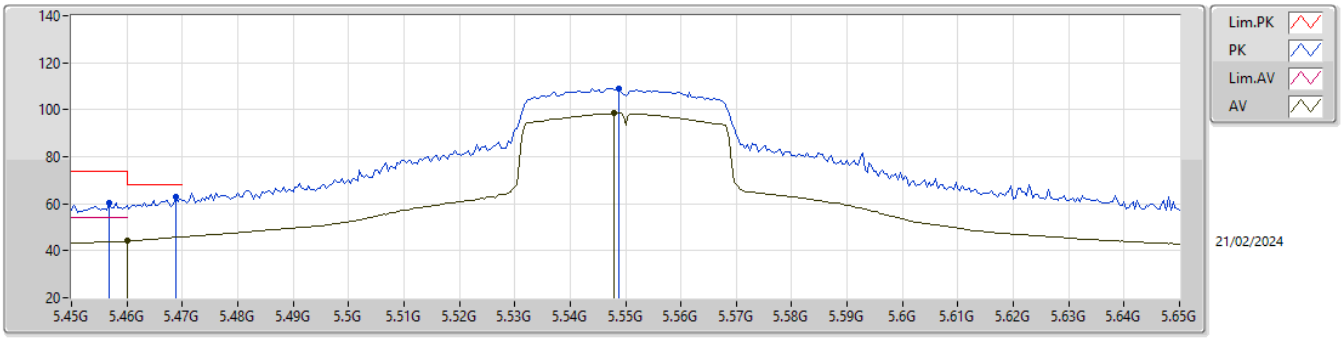

Type	Freq	Level	Limit	Margin	Factor	Dist	Condition	Azimuth	Height	Raw	AF	CL	PA
	(Hz)	(dBuV/m)	(dBuV/m)	(dB)	(dB)	(m)		(°)	(m)	(dBuV)	(dB)	(dB)	(dB)
AV	5.46G	44.17	54.00	-9.83	-5.50	3	Vertical	293	1.00	49.67	33.32	5.30	44.12
AV	5.548G	98.47	Inf	-Inf	-5.27	3	Vertical	293	1.00	103.74	33.50	5.36	44.13
PK	5.4568G	60.27	74.00	-13.73	-5.50	3	Vertical	293	1.00	65.77	33.31	5.30	44.11
PK	5.4688G	62.75	68.20	-5.45	-5.48	3	Vertical	293	1.00	68.23	33.34	5.30	44.12
PK	5.5488G	108.96	Inf	-Inf	-5.27	3	Vertical	293	1.00	114.23	33.50	5.36	44.13

5.47-5.725GHz_802.11ac VHT40_Nss1,(MCS0)_1TX

5550MHz_TX

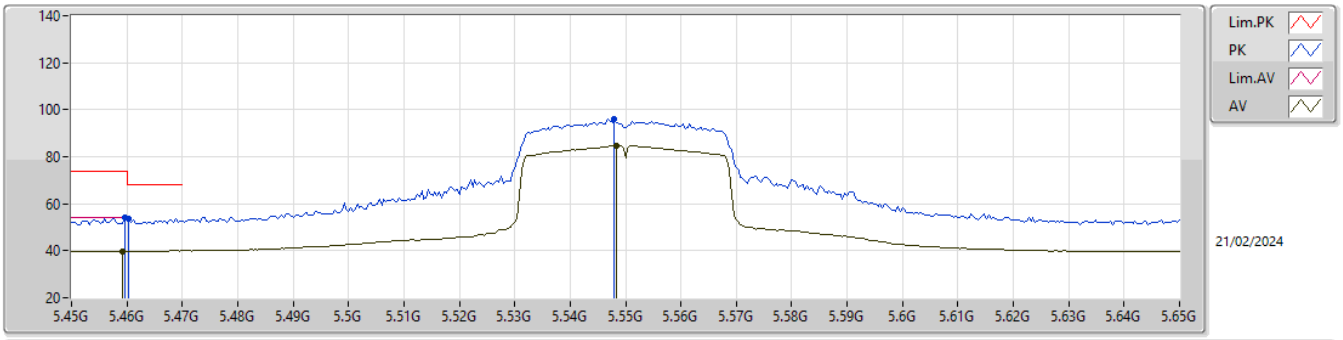

Type	Freq	Level	Limit	Margin	Factor	Dist	Condition	Azimuth	Height	Raw	AF	CL	PA
	(Hz)	(dBuV/m)	(dBuV/m)	(dB)	(dB)	(m)		(°)	(m)	(dBuV)	(dB)	(dB)	(dB)
AV	5.4592G	39.79	54.00	-14.21	-5.50	3	Horizontal	12	1.05	45.29	33.32	5.30	44.12
AV	5.5484G	84.70	Inf	-Inf	-5.27	3	Horizontal	12	1.05	89.97	33.50	5.36	44.13
PK	5.4596G	54.09	74.00	-19.91	-5.50	3	Horizontal	12	1.05	59.59	33.32	5.30	44.12
PK	5.4604G	53.60	68.20	-14.60	-5.50	3	Horizontal	12	1.05	59.10	33.32	5.30	44.12
PK	5.548G	96.07	Inf	-Inf	-5.27	3	Horizontal	12	1.05	101.34	33.50	5.36	44.13

5.47-5.725GHz_802.11ac VHT40_Nss1,(MCS0)_1TX

5550MHz_TX

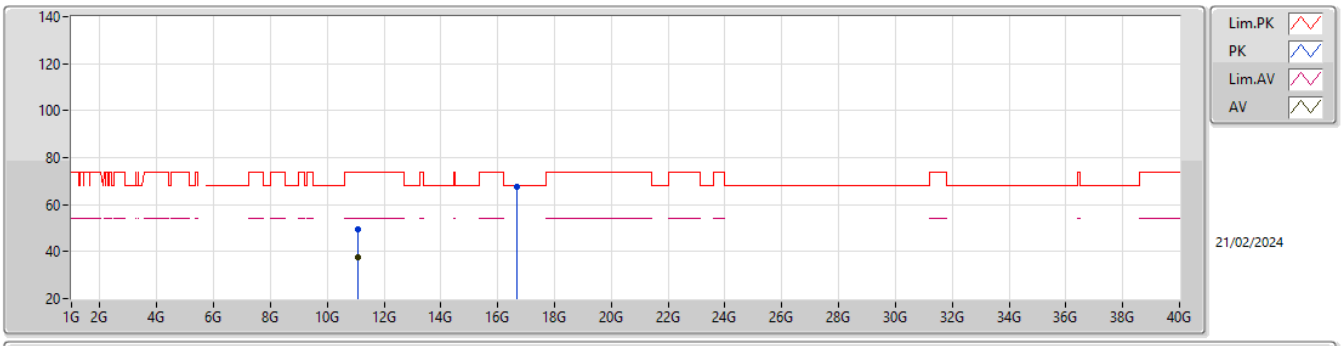

Type	Freq	Level	Limit	Margin	Factor	Dist	Condition	Azimuth	Height	Raw	AF	CL	PA
	(Hz)	(dBuV/m)	(dBuV/m)	(dB)	(dB)	(m)		(°)	(m)	(dBuV)	(dB)	(dB)	(dB)
AV	11.09188G	37.82	54.00	-16.18	5.06	3	Vertical	171	2.82	32.76	38.90	8.29	42.13
PK	11.09896G	49.63	74.00	-24.37	5.07	3	Vertical	171	2.82	44.56	38.90	8.30	42.13
PK	16.656G	67.78	68.20	-0.42	5.80	3	Vertical	168	1.49	61.98	37.81	11.06	43.07

5.47-5.725GHz_802.11ac VHT40_Nss1,(MCS0)_1TX

5550MHz_TX

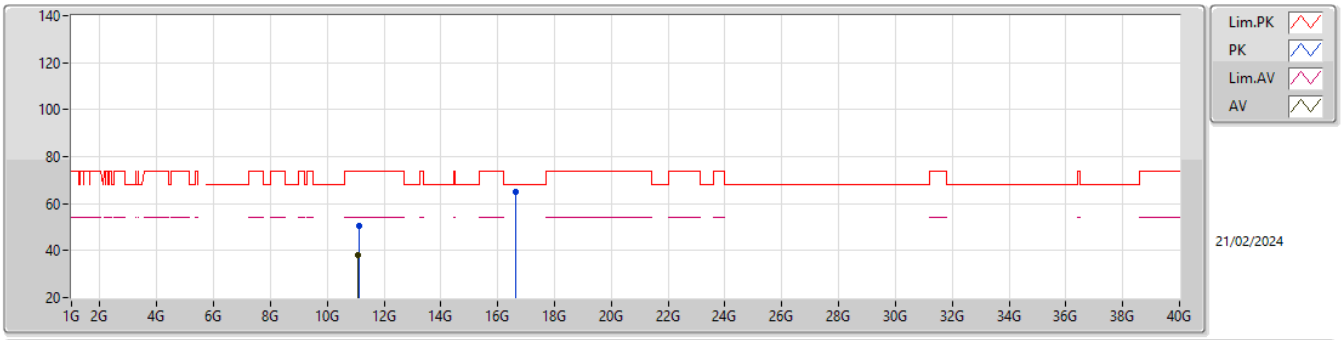

Type	Freq	Level	Limit	Margin	Factor	Dist	Condition	Azimuth	Height	Raw	AF	CL	PA
	(Hz)	(dBuV/m)	(dBuV/m)	(dB)	(dB)	(m)		(°)	(m)	(dBuV)	(dB)	(dB)	(dB)
AV	11.09056G	37.93	54.00	-16.07	5.06	3	Horizontal	322	2.01	32.87	38.90	8.29	42.13
PK	11.1086G	50.30	74.00	-23.70	5.08	3	Horizontal	322	2.01	45.22	38.90	8.30	42.12
PK	16.64544G	65.11	68.20	-3.09	5.77	3	Horizontal	196	1.50	59.34	37.77	11.06	43.06

5.47-5.725GHz_802.11ac VHT80_Nss1,(MCS0)_1TX

5610MHz_TX

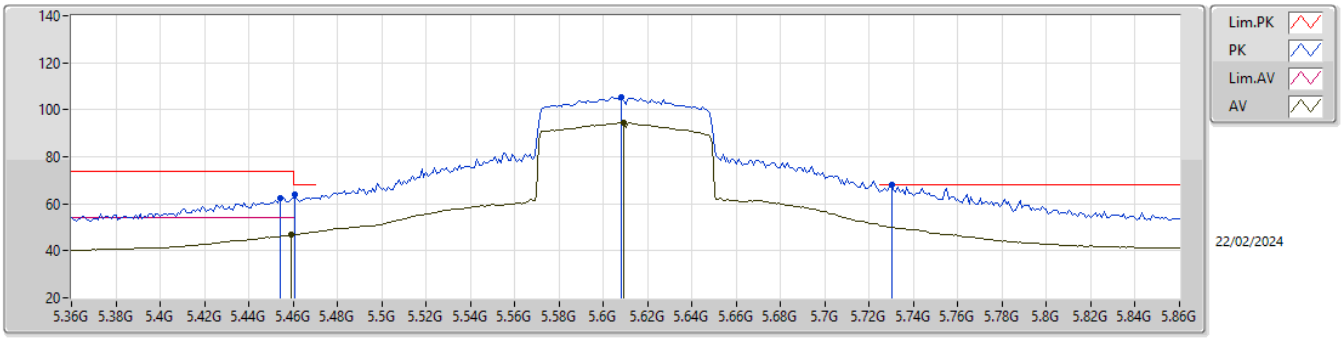

Type	Freq	Level	Limit	Margin	Factor	Dist	Condition	Azimuth	Height	Raw	AF	CL	PA
	(Hz)	(dBuV/m)	(dBuV/m)	(dB)	(dB)	(m)		(°)	(m)	(dBuV)	(dB)	(dB)	(dB)
AV	5.459G	46.98	54.00	-7.02	-5.50	3	Vertical	271	1.09	52.48	33.32	5.30	44.12
AV	5.609G	94.59	Inf	-Inf	-5.32	3	Vertical	271	1.09	99.91	33.42	5.39	44.13
PK	5.454G	62.35	74.00	-11.65	-5.50	3	Vertical	271	1.09	67.85	33.31	5.30	44.11
PK	5.461G	63.87	68.20	-4.33	-5.50	3	Vertical	271	1.09	69.37	33.32	5.30	44.12
PK	5.608G	105.59	Inf	-Inf	-5.32	3	Vertical	271	1.09	110.91	33.42	5.39	44.13
PK	5.73G	68.03	68.20	-0.17	-4.59	3	Vertical	271	1.09	72.62	34.10	5.46	44.15

5.47-5.725GHz_802.11ac VHT80_Nss1,(MCS0)_1TX

5610MHz_TX

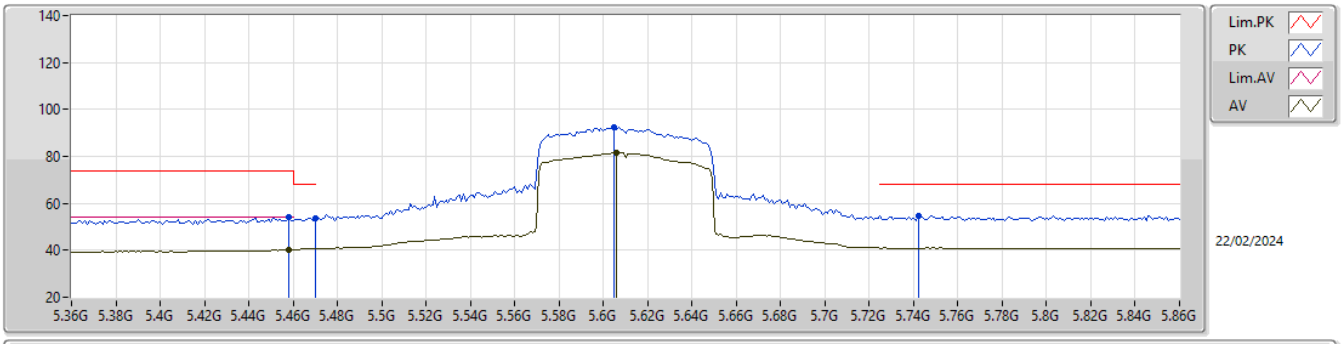

Type	Freq	Level	Limit	Margin	Factor	Dist	Condition	Azimuth	Height	Raw	AF	CL	PA
	(Hz)	(dBuV/m)	(dBuV/m)	(dB)	(dB)	(m)		(°)	(m)	(dBuV)	(dB)	(dB)	(dB)
AV	5.458G	40.41	54.00	-13.59	-5.49	3	Horizontal	14	1.00	45.90	33.32	5.30	44.11
AV	5.606G	81.73	Inf	-Inf	-5.33	3	Horizontal	14	1.00	87.06	33.41	5.39	44.13
PK	5.458G	54.23	74.00	-19.77	-5.49	3	Horizontal	14	1.00	59.72	33.32	5.30	44.11
PK	5.47G	53.86	68.20	-14.34	-5.47	3	Horizontal	14	1.00	59.33	33.34	5.31	44.12
PK	5.605G	92.45	Inf	-Inf	-5.33	3	Horizontal	14	1.00	97.78	33.41	5.39	44.13
PK	5.742G	54.87	68.20	-13.33	-4.46	3	Horizontal	14	1.00	59.33	34.22	5.47	44.15

5.47-5.725GHz_802.11ac VHT80_Nss1,(MCS0)_1TX

5610MHz_TX

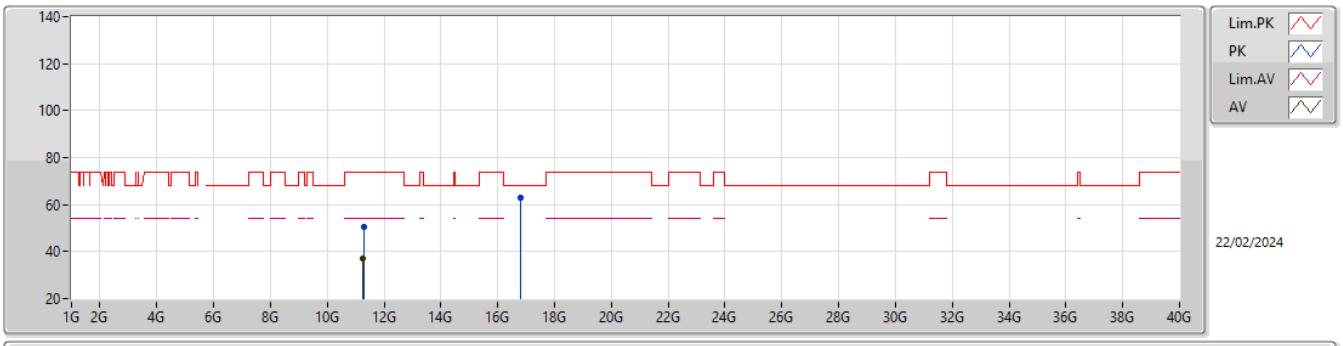

Type	Freq	Level	Limit	Margin	Factor	Dist	Condition	Azimuth	Height	Raw	AF	CL	PA
	(Hz)	(dBuV/m)	(dBuV/m)	(dB)	(dB)	(m)		(°)	(m)	(dBuV)	(dB)	(dB)	(dB)
AV	11.26928G	37.10	54.00	-16.90	5.49	3	Vertical	100	1.50	31.61	39.18	8.35	42.04
PK	11.2904G	50.64	74.00	-23.36	5.58	3	Vertical	100	1.50	45.06	39.26	8.35	42.03
PK	16.81208G	63.14	68.20	-5.06	5.45	3	Vertical	168	1.50	57.69	37.58	10.99	43.12

5.47-5.725GHz_802.11ac VHT80_Nss1,(MCS0)_1TX

5610MHz_TX

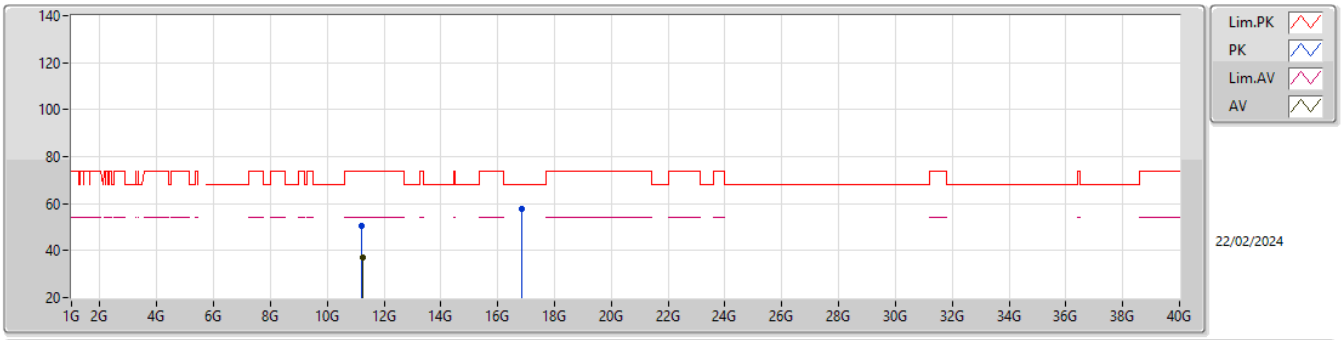

Type	Freq	Level	Limit	Margin	Factor	Dist	Condition	Azimuth	Height	Raw	AF	CL	PA
	(Hz)	(dBuV/m)	(dBuV/m)	(dB)	(dB)	(m)		(°)	(m)	(dBuV)	(dB)	(dB)	(dB)
AV	11.2696G	37.10	54.00	-16.90	5.49	3	Horizontal	272	1.50	31.61	39.18	8.35	42.04
PK	11.1912G	50.34	74.00	-23.66	5.22	3	Horizontal	272	1.50	45.12	38.98	8.32	42.08
PK	16.84248G	57.86	68.20	-10.34	5.37	3	Horizontal	196	1.50	52.49	37.52	10.98	43.13

5.725-5.85GHz_802.11a_Nss1,(6Mbps)_1TX

5825MHz_TX

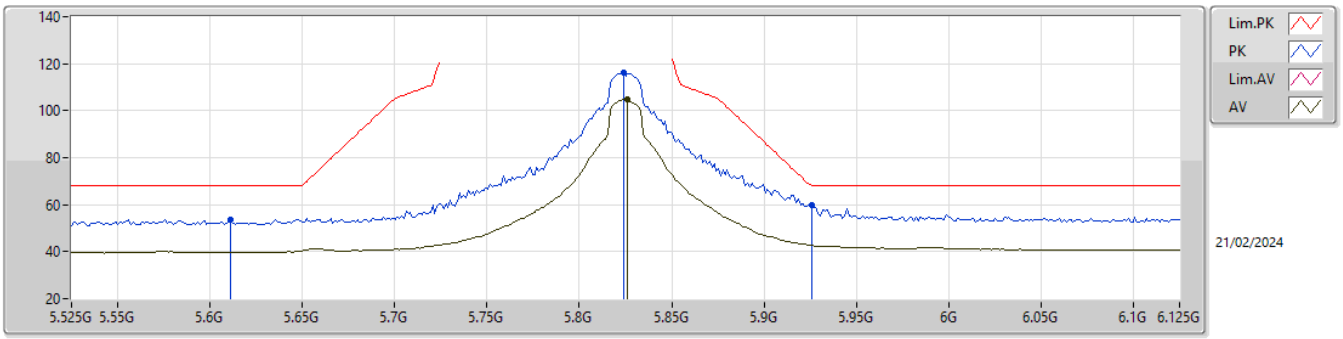

Type	Freq	Level	Limit	Margin	Factor	Dist	Condition	Azimuth	Height	Raw	AF	CL	PA
	(Hz)	(dBuV/m)	(dBuV/m)	(dB)	(dB)	(m)		(°)	(m)	(dBuV)	(dB)	(dB)	(dB)
AV	5.8262G	104.63	Inf	-Inf	-4.20	3	Vertical	282	1.07	108.83	34.45	5.51	44.16
PK	5.6114G	53.60	68.20	-14.60	-5.31	3	Vertical	282	1.07	58.91	33.42	5.40	44.13
PK	5.8238G	116.17	Inf	-Inf	-4.20	3	Vertical	282	1.07	120.37	34.45	5.51	44.16
PK	5.9258G	59.92	68.20	-8.28	-4.03	3	Vertical	282	1.07	63.95	34.60	5.54	44.17

5.725-5.85GHz_802.11a_Nss1,(6Mbps)_1TX

5825MHz_TX

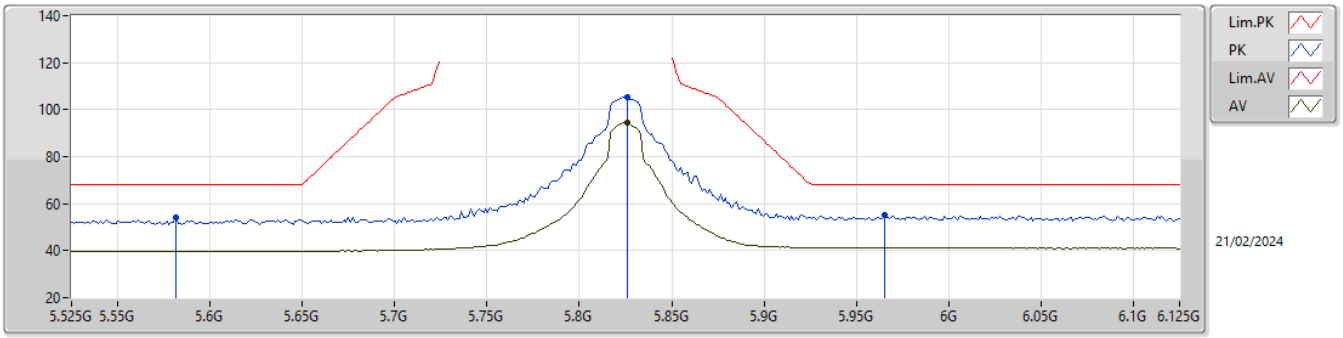

Type	Freq	Level	Limit	Margin	Factor	Dist	Condition	Azimuth	Height	Raw	AF	CL	PA
	(Hz)	(dBuV/m)	(dBuV/m)	(dB)	(dB)	(m)		(°)	(m)	(dBuV)	(dB)	(dB)	(dB)
AV	5.8262G	94.36	Inf	-Inf	-4.20	3	Horizontal	201	1.70	98.56	34.45	5.51	44.16
PK	5.5814G	54.32	68.20	-13.88	-5.31	3	Horizontal	201	1.70	59.63	33.44	5.38	44.13
PK	5.8262G	105.38	Inf	-Inf	-4.20	3	Horizontal	201	1.70	109.58	34.45	5.51	44.16
PK	5.9654G	55.22	68.20	-12.98	-4.02	3	Horizontal	201	1.70	59.24	34.60	5.56	44.18

5.725-5.85GHz_802.11a_Nss1,(6Mbps)_1TX

5825MHz_TX

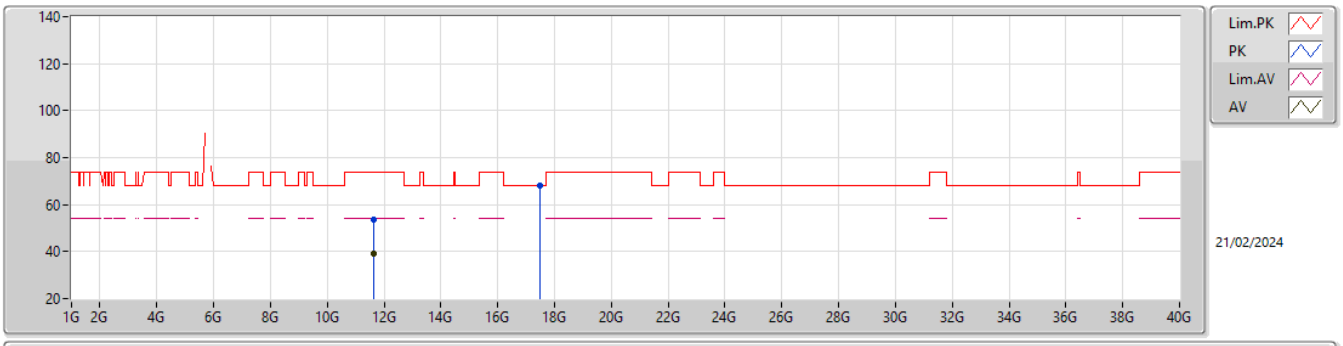

Type	Freq	Level	Limit	Margin	Factor	Dist	Condition	Azimuth	Height	Raw	AF	CL	PA
	(Hz)	(dBuV/m)	(dBuV/m)	(dB)	(dB)	(m)		(°)	(m)	(dBuV)	(dB)	(dB)	(dB)
AV	11.65136G	39.32	54.00	-14.68	5.19	3	Vertical	174	1.41	34.13	38.71	8.46	41.98
PK	11.64456G	53.85	74.00	-20.15	5.19	3	Vertical	174	1.41	48.66	38.71	8.46	41.98
PK	17.47268G	67.86	68.20	-0.34	5.59	3	Vertical	153	2.53	62.27	37.95	10.72	43.08

5.725-5.85GHz_802.11a_Nss1,(6Mbps)_1TX

5825MHz_TX

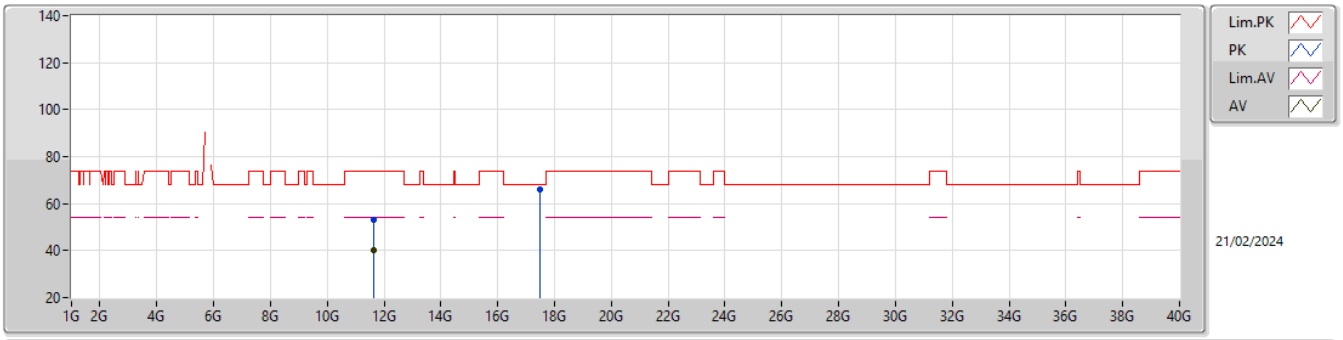

Type	Freq	Level	Limit	Margin	Factor	Dist	Condition	Azimuth	Height	Raw	AF	CL	PA
	(Hz)	(dBuV/m)	(dBuV/m)	(dB)	(dB)	(m)		(°)	(m)	(dBuV)	(dB)	(dB)	(dB)
AV	11.65176G	40.07	54.00	-13.93	5.19	3	Horizontal	214	1.71	34.88	38.71	8.46	41.98
PK	11.65192G	52.97	74.00	-21.03	5.19	3	Horizontal	214	1.71	47.78	38.71	8.46	41.98
PK	17.47428G	65.86	68.20	-2.34	5.59	3	Horizontal	235	1.68	60.27	37.95	10.72	43.08

5.725-5.85GHz_802.11ac VHT20_Nss1,(MCS0)_1TX

5745MHz_TX

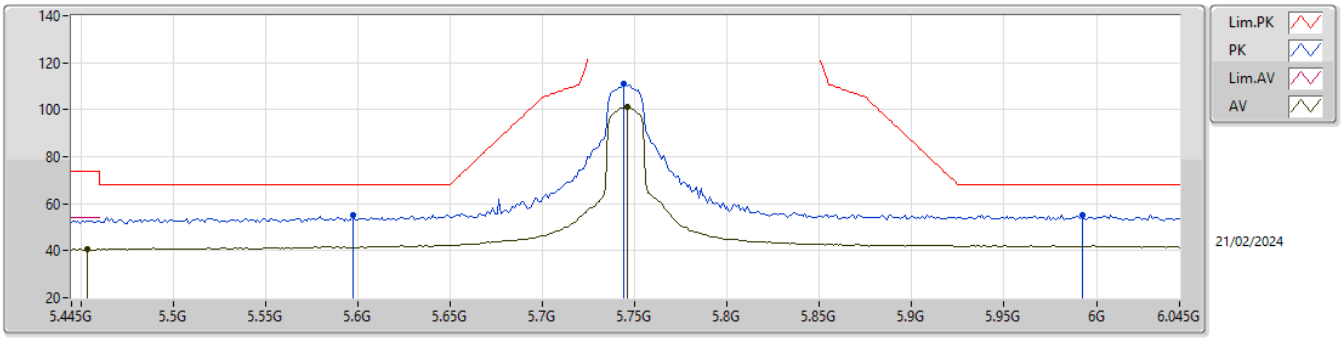

Type	Freq	Level	Limit	Margin	Factor	Dist	Condition	Azimuth	Height	Raw	AF	CL	PA
	(Hz)	(dBuV/m)	(dBuV/m)	(dB)	(dB)	(m)		(°)	(m)	(dBuV)	(dB)	(dB)	(dB)
AV	5.4534G	40.64	54.00	-13.36	-5.51	3	Vertical	271	1.12	46.15	33.31	5.29	44.11
AV	5.7462G	101.03	Inf	-Inf	-4.42	3	Vertical	271	1.12	105.45	34.26	5.47	44.15
PK	5.5974G	55.38	68.20	-12.82	-5.33	3	Vertical	271	1.12	60.71	33.41	5.39	44.13
PK	5.7438G	111.12	Inf	-Inf	-4.44	3	Vertical	271	1.12	115.56	34.24	5.47	44.15
PK	5.9922G	55.21	68.20	-12.99	-4.01	3	Vertical	271	1.12	59.22	34.60	5.57	44.18

5.725-5.85GHz_802.11ac VHT20_Nss1,(MCS0)_1TX

5745MHz_TX

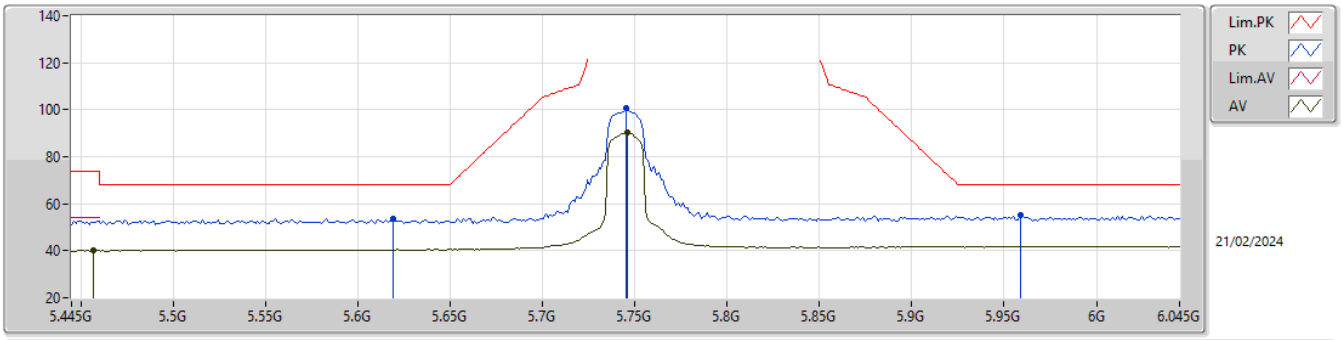

Type	Freq	Level	Limit	Margin	Factor	Dist	Condition	Azimuth	Height	Raw	AF	CL	PA
	(Hz)	(dBuV/m)	(dBuV/m)	(dB)	(dB)	(m)		(°)	(m)	(dBuV)	(dB)	(dB)	(dB)
AV	5.457G	40.12	54.00	-13.88	-5.50	3	Horizontal	205	1.29	45.62	33.31	5.30	44.11
AV	5.7462G	90.15	Inf	-Inf	-4.42	3	Horizontal	205	1.29	94.57	34.26	5.47	44.15
PK	5.619G	53.59	68.20	-14.61	-5.29	3	Horizontal	205	1.29	58.88	33.44	5.40	44.13
PK	5.745G	100.81	Inf	-Inf	-4.43	3	Horizontal	205	1.29	105.24	34.25	5.47	44.15
PK	5.9586G	55.04	68.20	-13.16	-4.02	3	Horizontal	205	1.29	59.06	34.60	5.56	44.18

5.725-5.85GHz_802.11ac VHT20_Nss1,(MCS0)_1TX

5745MHz_TX

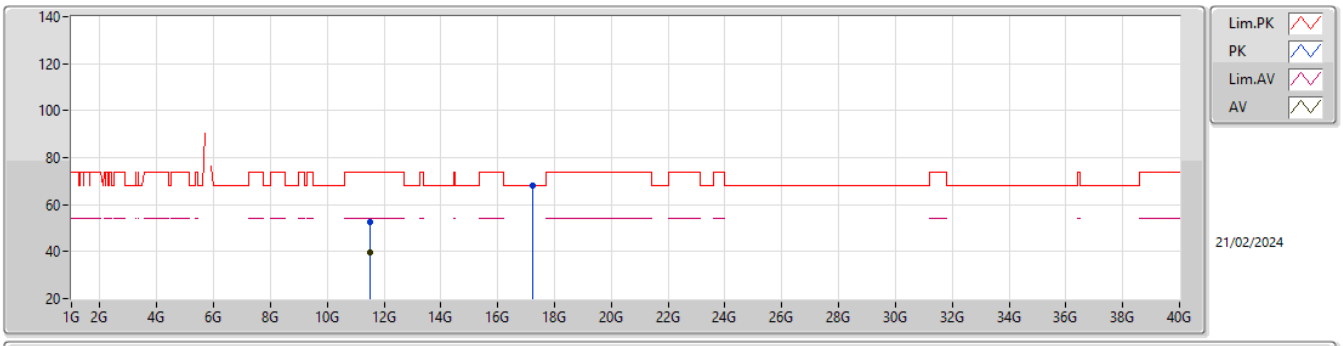

Type	Freq	Level	Limit	Margin	Factor	Dist	Condition	Azimuth	Height	Raw	AF	CL	PA
	(Hz)	(dBuV/m)	(dBuV/m)	(dB)	(dB)	(m)		(°)	(m)	(dBuV)	(dB)	(dB)	(dB)
AV	11.48788G	39.89	54.00	-14.11	5.58	3	Vertical	202	1.88	34.31	39.10	8.41	41.93
PK	11.4934G	52.56	74.00	-21.44	5.60	3	Vertical	202	1.88	46.96	39.10	8.42	41.92
PK	17.2334G	67.90	68.20	-0.30	5.26	3	Vertical	158	1.50	62.64	37.57	10.82	43.13

5.725-5.85GHz_802.11ac VHT20_Nss1,(MCS0)_1TX

5745MHz_TX

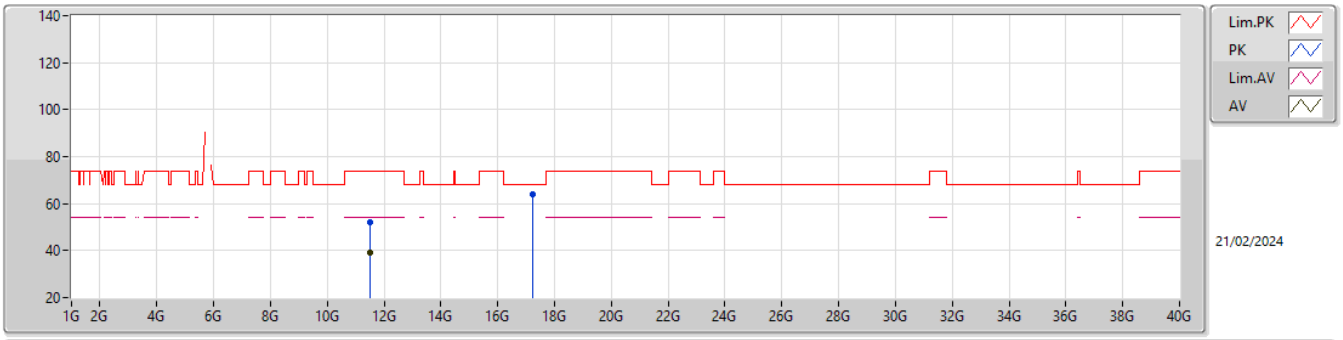

Type	Freq	Level	Limit	Margin	Factor	Dist	Condition	Azimuth	Height	Raw	AF	CL	PA
	(Hz)	(dBuV/m)	(dBuV/m)	(dB)	(dB)	(m)		(°)	(m)	(dBuV)	(dB)	(dB)	(dB)
AV	11.49448G	39.20	54.00	-14.80	5.60	3	Horizontal	199	1.82	33.60	39.10	8.42	41.92
PK	11.49056G	52.06	74.00	-21.94	5.59	3	Horizontal	199	1.82	46.47	39.10	8.41	41.92
PK	17.23364G	63.98	68.20	-4.22	5.26	3	Horizontal	233	1.63	58.72	37.57	10.82	43.13

5.725-5.85GHz_802.11ac VHT40_Nss1,(MCS0)_1TX

5755MHz_TX

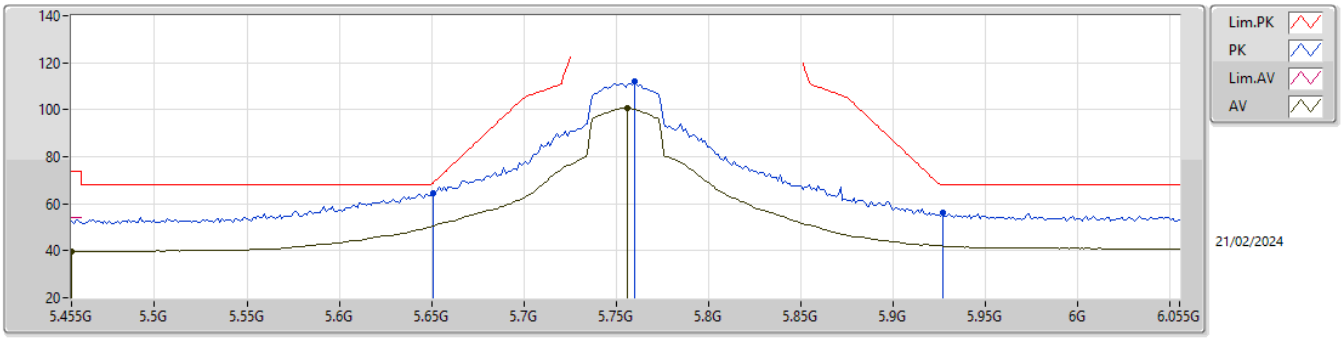

Type	Freq	Level	Limit	Margin	Factor	Dist	Condition	Azimuth	Height	Raw	AF	CL	PA
	(Hz)	(dBuV/m)	(dBuV/m)	(dB)	(dB)	(m)		(°)	(m)	(dBuV)	(dB)	(dB)	(dB)
AV	5.455G	39.48	54.00	-14.52	-5.50	3	Vertical	277	1.13	44.98	33.31	5.30	44.11
AV	5.7562G	100.80	Inf	-Inf	-4.35	3	Vertical	277	1.13	105.15	34.32	5.48	44.15
PK	5.6506G	64.49	68.64	-4.15	-5.22	3	Vertical	277	1.13	69.71	33.50	5.42	44.14
PK	5.7598G	111.99	Inf	-Inf	-4.33	3	Vertical	277	1.13	116.32	34.34	5.48	44.15
PK	5.9266G	55.98	68.20	-12.22	-4.03	3	Vertical	277	1.13	60.01	34.60	5.54	44.17

5.725-5.85GHz_802.11ac VHT40_Nss1,(MCS0)_1TX

5755MHz_TX

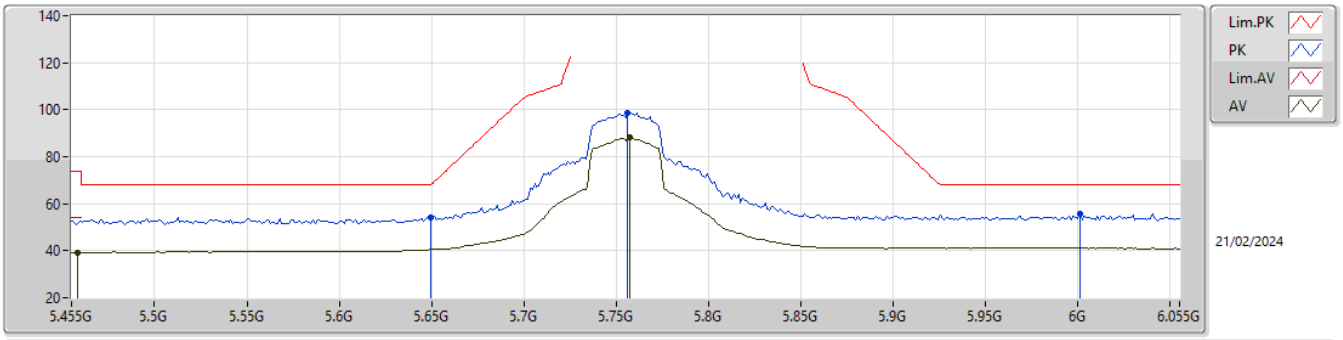

Type	Freq	Level	Limit	Margin	Factor	Dist	Condition	Azimuth	Height	Raw	AF	CL	PA
	(Hz)	(dBuV/m)	(dBuV/m)	(dB)	(dB)	(m)		(°)	(m)	(dBuV)	(dB)	(dB)	(dB)
AV	5.4586G	39.31	54.00	-14.69	-5.50	3	Horizontal	206	1.58	44.81	33.32	5.30	44.12
AV	5.7574G	88.16	Inf	-Inf	-4.34	3	Horizontal	206	1.58	92.50	34.33	5.48	44.15
PK	5.6494G	54.09	68.20	-14.11	-5.22	3	Horizontal	206	1.58	59.31	33.50	5.42	44.14
PK	5.7562G	98.64	Inf	-Inf	-4.35	3	Horizontal	206	1.58	102.99	34.32	5.48	44.15
PK	6.001G	55.48	68.20	-12.72	-4.01	3	Horizontal	206	1.58	59.49	34.60	5.57	44.18

5.725-5.85GHz_802.11ac VHT40_Nss1,(MCS0)_1TX

5755MHz_TX

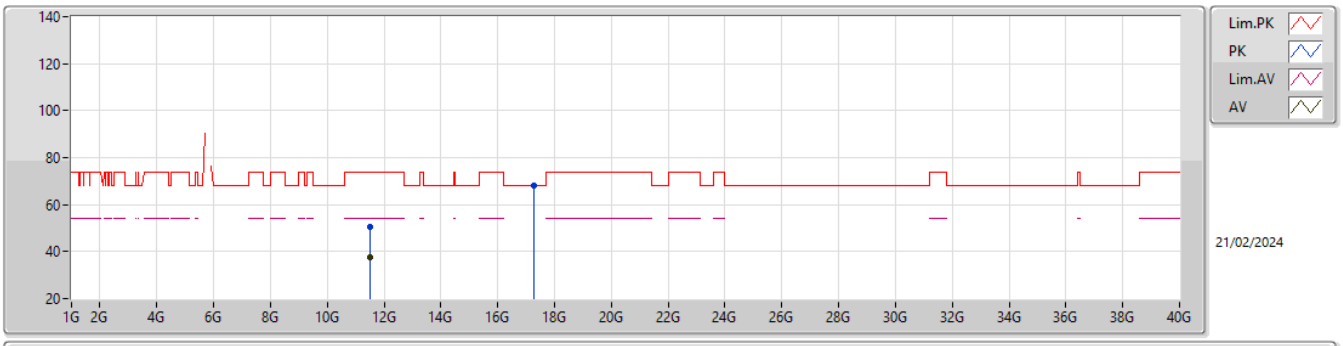

Type	Freq	Level	Limit	Margin	Factor	Dist	Condition	Azimuth	Height	Raw	AF	CL	PA
	(Hz)	(dBuV/m)	(dBuV/m)	(dB)	(dB)	(m)		(°)	(m)	(dBuV)	(dB)	(dB)	(dB)
AV	11.49528G	37.82	54.00	-16.18	5.60	3	Vertical	202	3.00	32.22	39.10	8.42	41.92
PK	11.5116G	50.56	74.00	-23.44	5.60	3	Vertical	202	3.00	44.96	39.10	8.42	41.92
PK	17.25956G	68.02	68.20	-0.18	5.30	3	Vertical	168	1.50	62.72	37.62	10.81	43.13

5.725-5.85GHz_802.11ac VHT40_Nss1,(MCS0)_1TX

5755MHz_TX

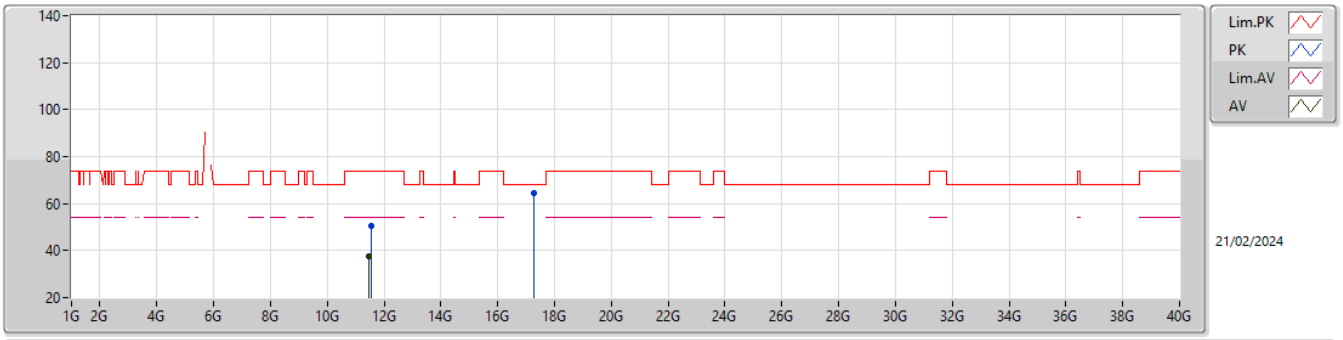

Type	Freq	Level	Limit	Margin	Factor	Dist	Condition	Azimuth	Height	Raw	AF	CL	PA
	(Hz)	(dBuV/m)	(dBuV/m)	(dB)	(dB)	(m)		(°)	(m)	(dBuV)	(dB)	(dB)	(dB)
AV	11.48088G	37.59	54.00	-16.41	5.58	3	Horizontal	18	1.13	32.01	39.10	8.41	41.93
PK	11.52968G	50.64	74.00	-23.36	5.60	3	Horizontal	18	1.13	45.04	39.10	8.43	41.93
PK	17.26228G	64.28	68.20	-3.92	5.30	3	Horizontal	234	1.57	58.98	37.62	10.81	43.13

5.725-5.85GHz_802.11ac VHT80_Nss1,(MCS0)_1TX

5775MHz_TX

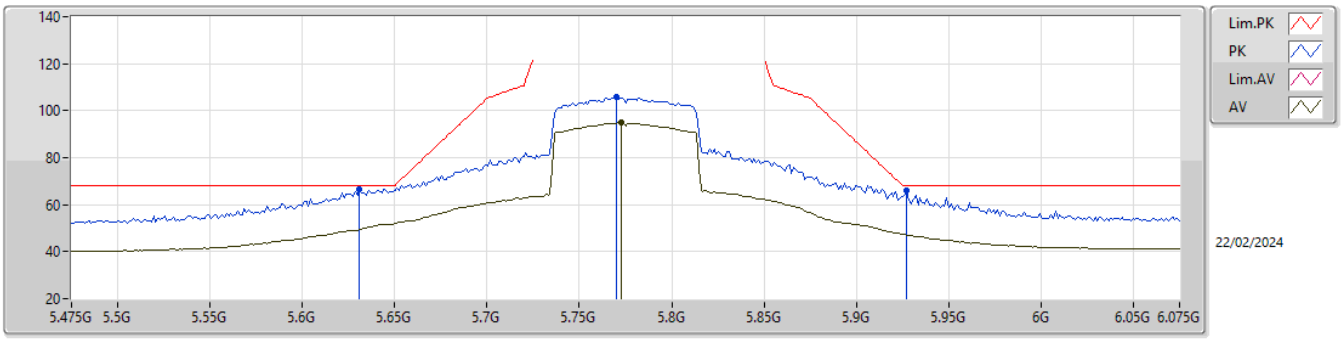

Type	Freq	Level	Limit	Margin	Factor	Dist	Condition	Azimuth	Height	Raw	AF	CL	PA
	(Hz)	(dBuV/m)	(dBuV/m)	(dB)	(dB)	(m)		(°)	(m)	(dBuV)	(dB)	(dB)	(dB)
AV	5.7726G	94.94	Inf	-Inf	-4.28	3	Vertical	300	1.00	99.22	34.39	5.48	44.15
PK	5.631G	66.50	68.20	-1.70	-5.27	3	Vertical	300	1.00	71.77	33.46	5.41	44.14
PK	5.7702G	105.64	Inf	-Inf	-4.29	3	Vertical	300	1.00	109.93	34.38	5.48	44.15
PK	5.9274G	66.11	68.20	-2.09	-4.03	3	Vertical	300	1.00	70.14	34.60	5.54	44.17

5.725-5.85GHz_802.11ac VHT80_Nss1,(MCS0)_1TX

5775MHz_TX

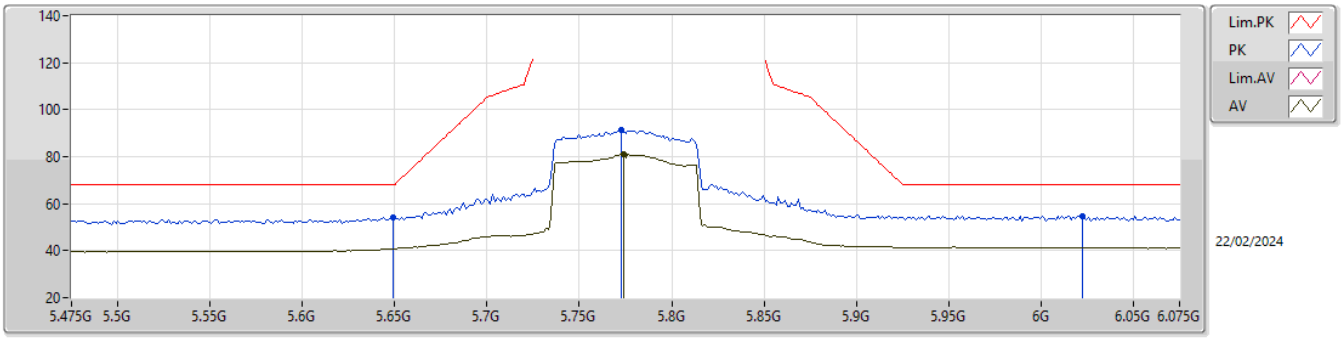

Type	Freq	Level	Limit	Margin	Factor	Dist	Condition	Azimuth	Height	Raw	AF	CL	PA
	(Hz)	(dBuV/m)	(dBuV/m)	(dB)	(dB)	(m)		(°)	(m)	(dBuV)	(dB)	(dB)	(dB)
AV	5.7738G	81.03	Inf	-Inf	-4.26	3	Horizontal	206	1.70	85.29	34.40	5.49	44.15
PK	5.649G	54.09	68.20	-14.11	-5.22	3	Horizontal	206	1.70	59.31	33.50	5.42	44.14
PK	5.7726G	91.39	Inf	-Inf	-4.28	3	Horizontal	206	1.70	95.67	34.39	5.48	44.15
PK	6.0222G	54.71	68.20	-13.49	-4.09	3	Horizontal	206	1.70	58.80	34.51	5.58	44.18

5.725-5.85GHz_802.11ac VHT80_Nss1,(MCS0)_1TX

5775MHz_TX

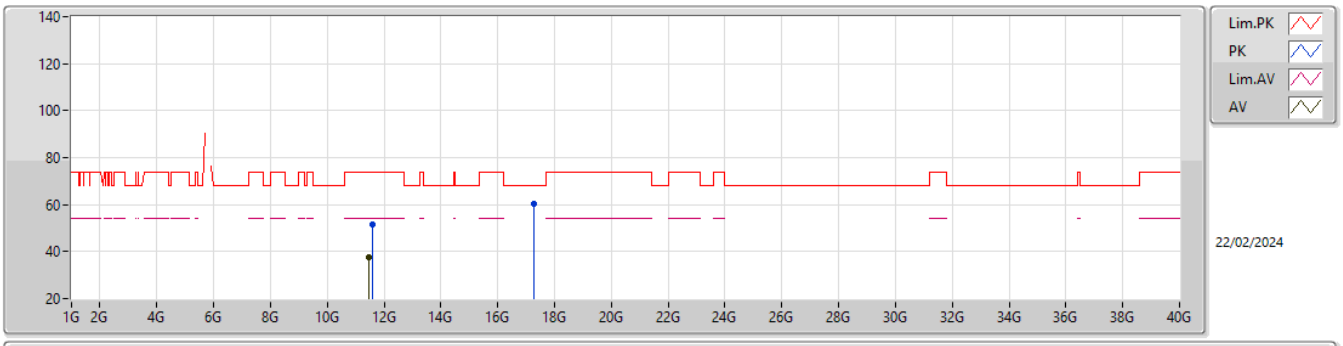

Type	Freq	Level	Limit	Margin	Factor	Dist	Condition	Azimuth	Height	Raw	AF	CL	PA
	(Hz)	(dBuV/m)	(dBuV/m)	(dB)	(dB)	(m)		(°)	(m)	(dBuV)	(dB)	(dB)	(dB)
AV	11.48088G	37.57	54.00	-16.43	5.58	3	Vertical	312	1.00	31.99	39.10	8.41	41.93
PK	11.57368G	51.51	74.00	-22.49	5.45	3	Vertical	312	1.00	46.06	38.96	8.44	41.95
PK	17.2914G	60.46	68.20	-7.74	5.35	3	Vertical	162	2.24	55.11	37.68	10.79	43.12

5.725-5.85GHz_802.11ac VHT80_Nss1,(MCS0)_1TX

5775MHz_TX

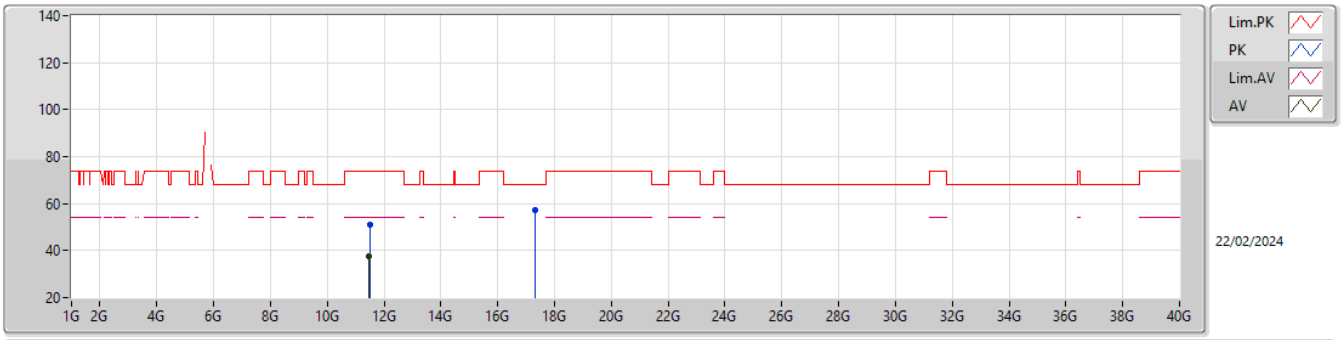

Type	Freq	Level	Limit	Margin	Factor	Dist	Condition	Azimuth	Height	Raw	AF	CL	PA
	(Hz)	(dBuV/m)	(dBuV/m)	(dB)	(dB)	(m)		(°)	(m)	(dBuV)	(dB)	(dB)	(dB)
AV	11.48024G	37.58	54.00	-16.42	5.58	3	Horizontal	358	1.50	32.00	39.10	8.41	41.93
PK	11.52664G	50.97	74.00	-23.03	5.60	3	Horizontal	358	1.50	45.37	39.10	8.43	41.93
PK	17.32724G	57.39	68.20	-10.81	5.37	3	Horizontal	234	1.61	52.02	37.70	10.78	43.11

Summary

Mode	Result	Type	Freq (Hz)	Level (dBuV/m)	Limit (dBuV/m)	Margin (dB)	Condition
Mode 1	Pass	AV	1.36G	41.48	54.00	-12.52	Vertical
Mode 2	Pass	AV	1.35999G	42.46	54.00	-11.54	Vertical

Result

Mode	Result	Type	Freq (Hz)	Level (dBuV/m)	Limit (dBuV/m)	Margin (dB)	Dist (m)	Condition	Azimuth (°)	Height (m)
Mode 1	Pass	AV	1.36G	41.48	54.00	-12.52	3	Vertical	85	2.07
Mode 1	Pass	AV	1.76G	35.63	54.00	-18.37	3	Vertical	357	1.81
Mode 1	Pass	AV	4.86725G	34.60	54.00	-19.40	3	Vertical	136	2.88
Mode 1	Pass	PK	1.35995G	46.96	74.00	-27.04	3	Vertical	85	2.07
Mode 1	Pass	PK	1.75998G	45.04	74.00	-28.96	3	Vertical	357	1.81
Mode 1	Pass	PK	4.86629G	46.04	74.00	-27.96	3	Vertical	136	2.88
Mode 1	Pass	AV	1.35998G	38.22	54.00	-15.78	3	Horizontal	46	1.59
Mode 1	Pass	AV	1.76G	35.21	54.00	-18.79	3	Horizontal	244	1.47
Mode 1	Pass	AV	4.86677G	34.68	54.00	-19.32	3	Horizontal	125	1.42
Mode 1	Pass	PK	1.36013G	44.09	74.00	-29.91	3	Horizontal	46	1.59
Mode 1	Pass	PK	1.76016G	44.67	74.00	-29.33	3	Horizontal	244	1.47
Mode 1	Pass	PK	4.87076G	46.96	74.00	-27.04	3	Horizontal	125	1.42
Mode 2	Pass	AV	1.35999G	42.46	54.00	-11.54	3	Vertical	69	1.84
Mode 2	Pass	AV	1.59999G	36.17	54.00	-17.83	3	Vertical	328	1.00
Mode 2	Pass	AV	10.40445G	43.30	68.20	-24.90	3	Vertical	346	2.28
Mode 2	Pass	PK	1.36002G	47.10	74.00	-26.90	3	Vertical	69	1.84
Mode 2	Pass	PK	1.6001G	46.61	74.00	-27.39	3	Vertical	328	1.00
Mode 2	Pass	PK	10.39553G	55.84	68.20	-12.36	3	Vertical	346	2.28
Mode 2	Pass	AV	1.35999G	38.57	54.00	-15.43	3	Horizontal	49	1.16
Mode 2	Pass	AV	1.59996G	37.40	54.00	-16.60	3	Horizontal	58	1.24
Mode 2	Pass	AV	10.40467G	43.15	68.20	-25.05	3	Horizontal	303	1.74
Mode 2	Pass	PK	1.35999G	45.25	74.00	-28.75	3	Horizontal	49	1.16
Mode 2	Pass	PK	1.60001G	46.74	74.00	-27.26	3	Horizontal	58	1.24
Mode 2	Pass	PK	10.40258G	56.06	68.20	-12.14	3	Horizontal	303	1.74

Radiated Emissions above 1GHz_Mode 1

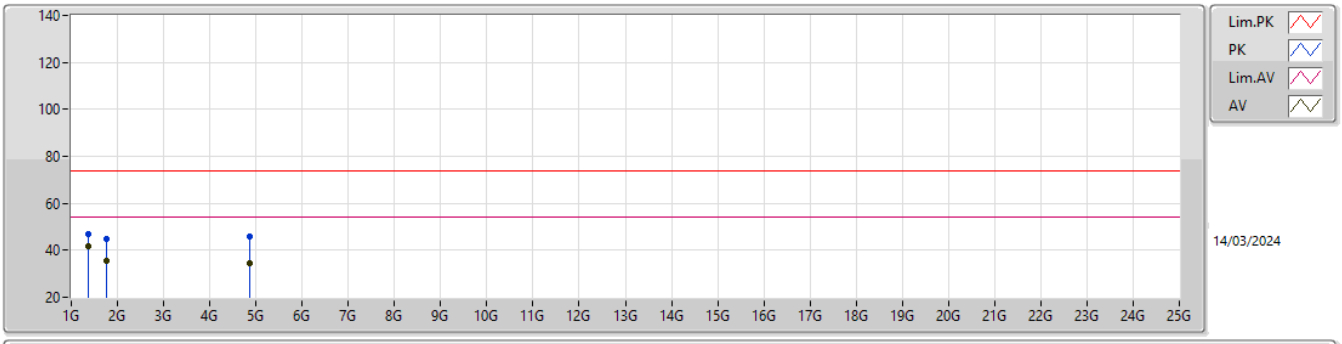

Type	Freq	Level	Limit	Margin	Factor	Dist	Condition	Azimuth	Height	Raw	AF	CL	PA
	(Hz)	(dBuV/m)	(dBuV/m)	(dB)	(dB/m)	(m)		(°)	(m)	(dBuV/m)	(dB/m)	(dB)	(dB)
AV	1.36G	41.48	54.00	-12.52	-4.30	3	Vertical	85	2.07	45.78	25.60	3.93	33.83
AV	1.76G	35.63	54.00	-18.37	-4.39	3	Vertical	357	1.81	40.02	24.80	4.45	33.64
AV	4.86725G	34.60	54.00	-19.40	6.36	3	Vertical	136	2.88	28.24	32.40	7.97	34.01
PK	1.35995G	46.96	74.00	-27.04	-4.30	3	Vertical	85	2.07	51.26	25.60	3.93	33.83
PK	1.75998G	45.04	74.00	-28.96	-4.39	3	Vertical	357	1.81	49.43	24.80	4.45	33.64
PK	4.86629G	46.04	74.00	-27.96	6.36	3	Vertical	136	2.88	39.68	32.40	7.97	34.01

Radiated Emissions above 1GHz_Mode 1

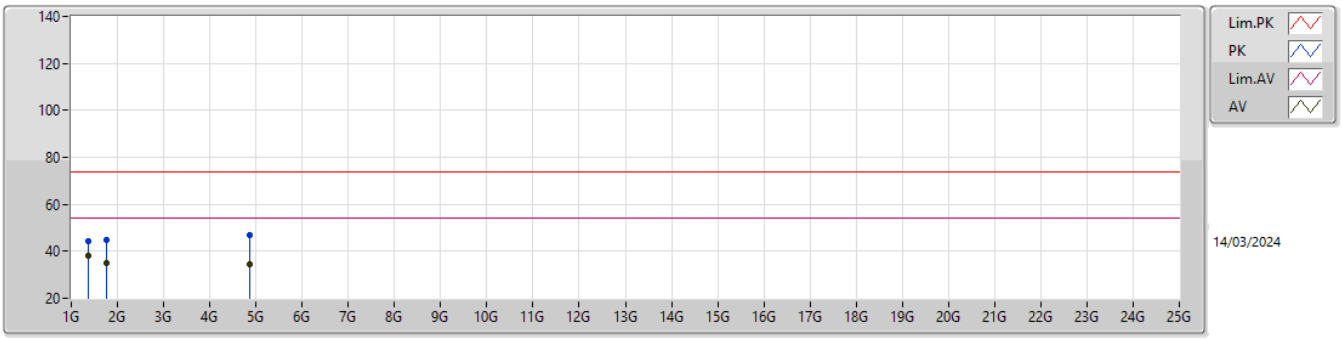

Type	Freq	Level	Limit	Margin	Factor	Dist	Condition	Azimuth	Height	Raw	AF	CL	PA
	(Hz)	(dBuV/m)	(dBuV/m)	(dB)	(dB/m)	(m)		(°)	(m)	(dBuV/m)	(dB/m)	(dB)	(dB)
AV	1.35998G	38.22	54.00	-15.78	-4.30	3	Horizontal	46	1.59	42.52	25.60	3.93	33.83
AV	1.76G	35.21	54.00	-18.79	-4.39	3	Horizontal	244	1.47	39.60	24.80	4.45	33.64
AV	4.86677G	34.68	54.00	-19.32	6.36	3	Horizontal	125	1.42	28.32	32.40	7.97	34.01
PK	1.36013G	44.09	74.00	-29.91	-4.30	3	Horizontal	46	1.59	48.39	25.60	3.93	33.83
PK	1.76016G	44.67	74.00	-29.33	-4.39	3	Horizontal	244	1.47	49.06	24.80	4.45	33.64
PK	4.87076G	46.96	74.00	-27.04	6.38	3	Horizontal	125	1.42	40.58	32.42	7.97	34.01

Radiated Emissions above 1GHz_Mode 2

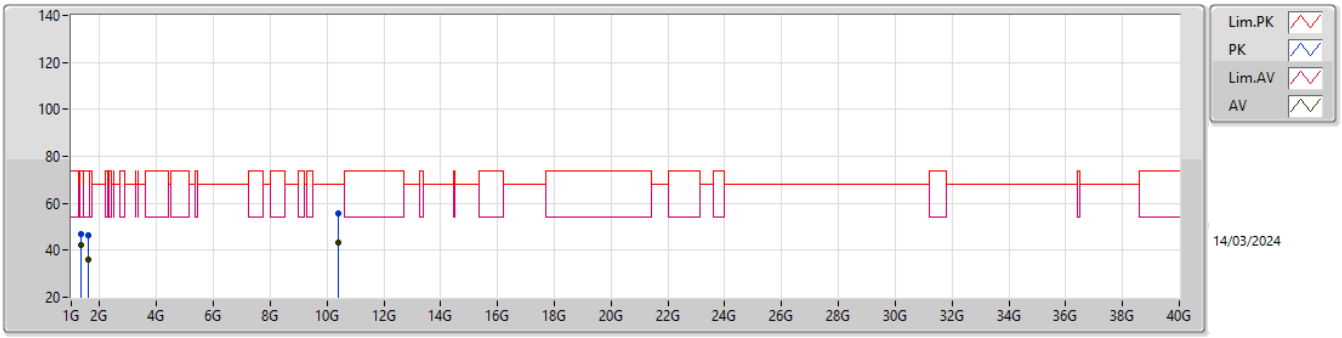

Type	Freq	Level	Limit	Margin	Factor	Dist	Condition	Azimuth	Height	Raw	AF	CL	PA
	(Hz)	(dBuV/m)	(dBuV/m)	(dB)	(dB/m)	(m)		(°)	(m)	(dBuV/m)	(dB/m)	(dB)	(dB)
AV	1.35999G	42.46	54.00	-11.54	-4.30	3	Vertical	69	1.84	46.76	25.60	3.93	33.83
AV	1.59999G	36.17	54.00	-17.83	-4.12	3	Vertical	328	1.00	40.29	25.30	4.21	33.63
AV	10.40445G	43.30	68.20	-24.90	15.37	3	Vertical	346	2.28	27.93	38.49	11.33	34.45
PK	1.36002G	47.10	74.00	-26.90	-4.30	3	Vertical	69	1.84	51.40	25.60	3.93	33.83
PK	1.6001G	46.61	74.00	-27.39	-4.12	3	Vertical	328	1.00	50.73	25.30	4.21	33.63
PK	10.39553G	55.84	68.20	-12.36	15.37	3	Vertical	346	2.28	40.47	38.49	11.33	34.45

Radiated Emissions above 1GHz_Mode 2

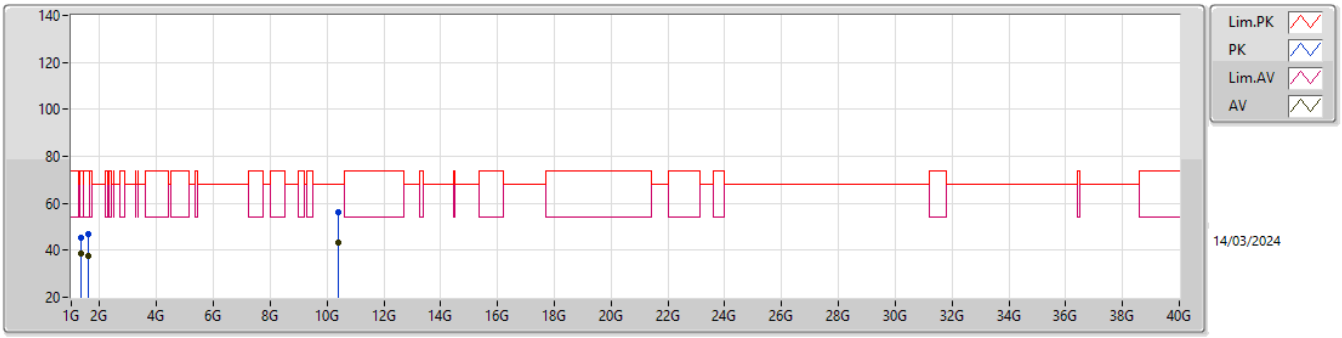

Type	Freq	Level	Limit	Margin	Factor	Dist	Condition	Azimuth	Height	Raw	AF	CL	PA
	(Hz)	(dBuV/m)	(dBuV/m)	(dB)	(dB/m)	(m)		(°)	(m)	(dBuV/m)	(dB/m)	(dB)	(dB)
AV	1.35999G	38.57	54.00	-15.43	-4.30	3	Horizontal	49	1.16	42.87	25.60	3.93	33.83
AV	1.59996G	37.40	54.00	-16.60	-4.12	3	Horizontal	58	1.24	41.52	25.30	4.21	33.63
AV	10.40467G	43.15	68.20	-25.05	15.37	3	Horizontal	303	1.74	27.78	38.49	11.33	34.45
PK	1.35999G	45.25	74.00	-28.75	-4.30	3	Horizontal	49	1.16	49.55	25.60	3.93	33.83
PK	1.60001G	46.74	74.00	-27.26	-4.12	3	Horizontal	58	1.24	50.86	25.30	4.21	33.63
PK	10.40258G	56.06	68.20	-12.14	15.37	3	Horizontal	303	1.74	40.69	38.49	11.33	34.45

Summary

Mode	Result	Type	Freq (Hz)	Level (dBuV/m)	Limit (dBuV/m)	Margin (dB)	Condition
Mode 1	Pass	AV	4.87395G	52.62	54.00	-1.38	Vertical
Mode 2	Pass	PK	10.40439G	56.28	68.20	-11.92	Horizontal

Result

Mode	Result	Type	Freq (Hz)	Level (dBuV/m)	Limit (dBuV/m)	Margin (dB)	Dist (m)	Condition	Azimuth (°)	Height (m)
Mode 1	Pass	AV	1.2G	38.24	54.00	-15.76	3	Vertical	256	2.97
Mode 1	Pass	AV	2.1085G	28.53	54.00	-25.47	3	Vertical	311	2.31
Mode 1	Pass	AV	4.87395G	52.62	54.00	-1.38	3	Vertical	251	1.02
Mode 1	Pass	PK	1.20002G	43.55	74.00	-30.45	3	Vertical	256	2.97
Mode 1	Pass	PK	2.10908G	41.68	74.00	-32.32	3	Vertical	311	2.31
Mode 1	Pass	PK	4.87413G	56.09	74.00	-17.91	3	Vertical	251	1.02
Mode 1	Pass	AV	1.20001G	40.78	54.00	-13.22	3	Horizontal	232	1.03
Mode 1	Pass	AV	2.10808G	28.58	54.00	-25.42	3	Horizontal	157	1.88
Mode 1	Pass	AV	4.87373G	49.05	54.00	-4.95	3	Horizontal	224	1.18
Mode 1	Pass	PK	1.20013G	45.46	74.00	-28.54	3	Horizontal	232	1.03
Mode 1	Pass	PK	2.1082G	41.64	74.00	-32.36	3	Horizontal	157	1.88
Mode 1	Pass	PK	4.87407G	54.93	74.00	-19.07	3	Horizontal	224	1.18
Mode 2	Pass	AV	1.20004G	36.57	54.00	-17.43	3	Vertical	258	2.97
Mode 2	Pass	AV	4.04196G	32.05	54.00	-21.95	3	Vertical	306	1.97
Mode 2	Pass	AV	10.40377G	42.98	68.20	-25.22	3	Vertical	141	2.00
Mode 2	Pass	PK	1.20005G	42.93	74.00	-31.07	3	Vertical	258	2.97
Mode 2	Pass	PK	4.04116G	44.62	74.00	-29.38	3	Vertical	306	1.97
Mode 2	Pass	PK	10.39715G	55.33	68.20	-12.87	3	Vertical	141	2.00
Mode 2	Pass	AV	1.20001G	38.88	54.00	-15.12	3	Horizontal	231	1.06
Mode 2	Pass	AV	3.89988G	32.59	54.00	-21.41	3	Horizontal	169	1.70
Mode 2	Pass	AV	10.40439G	42.90	68.20	-25.30	3	Horizontal	172	1.10
Mode 2	Pass	PK	1.20005G	44.79	74.00	-29.21	3	Horizontal	231	1.06
Mode 2	Pass	PK	3.90271G	45.13	74.00	-28.87	3	Horizontal	169	1.70
Mode 2	Pass	PK	10.40439G	56.28	68.20	-11.92	3	Horizontal	172	1.10

Radiated Emissions above 1GHz_Mode 1

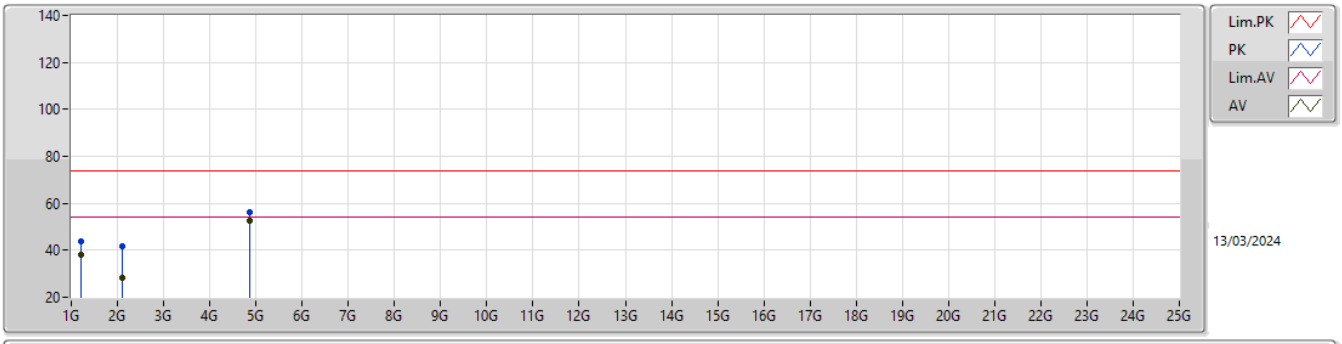

Type	Freq	Level	Limit	Margin	Factor	Dist	Condition	Azimuth	Height	Raw	AF	CL	PA
	(Hz)	(dBuV/m)	(dBuV/m)	(dB)	(dB/m)	(m)		(°)	(m)	(dBuV/m)	(dB/m)	(dB)	(dB)
AV	1.2G	38.24	54.00	-15.76	-4.45	3	Vertical	256	2.97	42.69	25.90	3.71	34.06
AV	2.1085G	28.53	54.00	-25.47	-1.27	3	Vertical	311	2.31	29.80	27.33	5.05	33.65
AV	4.87395G	52.62	54.00	-1.38	6.40	3	Vertical	251	1.02	46.22	32.44	7.97	34.01
PK	1.20002G	43.55	74.00	-30.45	-4.45	3	Vertical	256	2.97	48.00	25.90	3.71	34.06
PK	2.10908G	41.68	74.00	-32.32	-1.28	3	Vertical	311	2.31	42.96	27.32	5.05	33.65
PK	4.87413G	56.09	74.00	-17.91	6.40	3	Vertical	251	1.02	49.69	32.44	7.97	34.01

Radiated Emissions above 1GHz_Mode 1

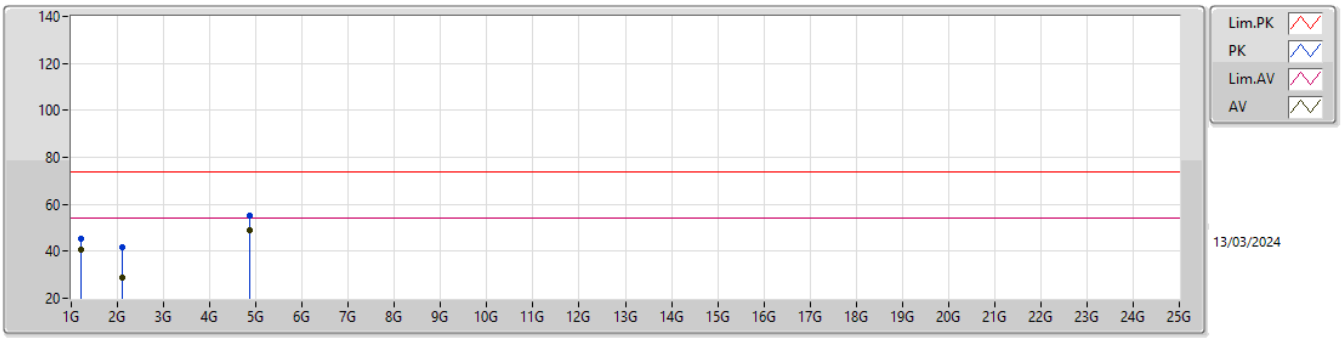

Type	Freq	Level	Limit	Margin	Factor	Dist	Condition	Azimuth	Height	Raw	AF	CL	PA
	(Hz)	(dBuV/m)	(dBuV/m)	(dB)	(dB/m)	(m)		(°)	(m)	(dBuV/m)	(dB/m)	(dB)	(dB)
AV	1.20001G	40.78	54.00	-13.22	-4.45	3	Horizontal	232	1.03	45.23	25.90	3.71	34.06
AV	2.10808G	28.58	54.00	-25.42	-1.26	3	Horizontal	157	1.88	29.84	27.34	5.05	33.65
AV	4.87373G	49.05	54.00	-4.95	6.40	3	Horizontal	224	1.18	42.65	32.44	7.97	34.01
PK	1.20013G	45.46	74.00	-28.54	-4.45	3	Horizontal	232	1.03	49.91	25.90	3.71	34.06
PK	2.1082G	41.64	74.00	-32.36	-1.26	3	Horizontal	157	1.88	42.90	27.34	5.05	33.65
PK	4.87407G	54.93	74.00	-19.07	6.40	3	Horizontal	224	1.18	48.53	32.44	7.97	34.01

Radiated Emissions above 1GHz_Mode 2

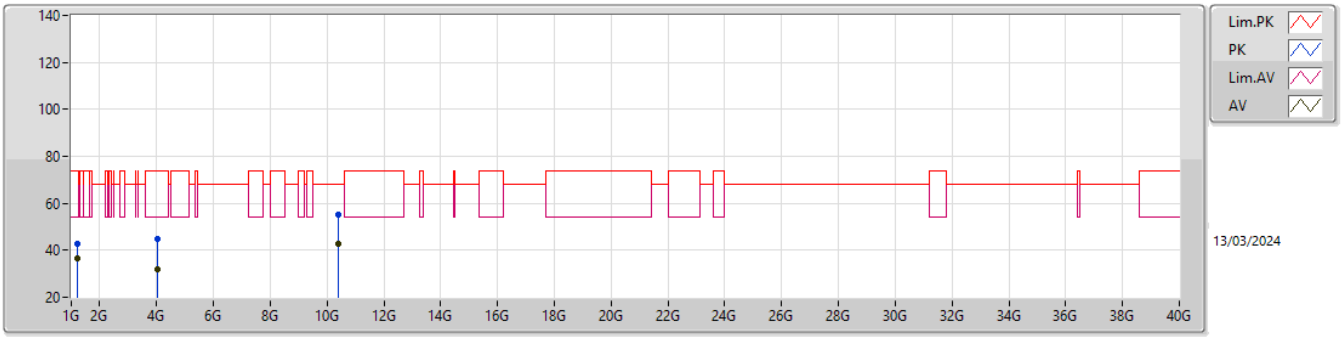

Type	Freq	Level	Limit	Margin	Factor	Dist	Condition	Azimuth	Height	Raw	AF	CL	PA
	(Hz)	(dBuV/m)	(dBuV/m)	(dB)	(dB/m)	(m)		(°)	(m)	(dBuV/m)	(dB/m)	(dB)	(dB)
AV	1.20004G	36.57	54.00	-17.43	-4.45	3	Vertical	258	2.97	41.02	25.90	3.71	34.06
AV	4.04196G	32.05	54.00	-21.95	3.87	3	Vertical	306	1.97	28.18	30.60	7.27	34.00
AV	10.40377G	42.98	68.20	-25.22	15.37	3	Vertical	141	2.00	27.61	38.49	11.33	34.45
PK	1.20005G	42.93	74.00	-31.07	-4.45	3	Vertical	258	2.97	47.38	25.90	3.71	34.06
PK	4.04116G	44.62	74.00	-29.38	3.87	3	Vertical	306	1.97	40.75	30.60	7.27	34.00
PK	10.39715G	55.33	68.20	-12.87	15.37	3	Vertical	141	2.00	39.96	38.49	11.33	34.45

Radiated Emissions above 1GHz_Mode 2

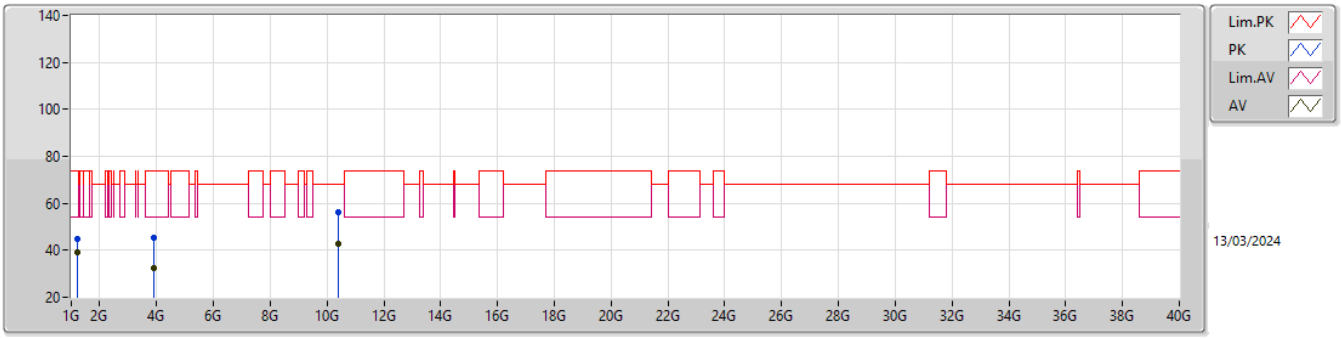

Type	Freq	Level	Limit	Margin	Factor	Dist	Condition	Azimuth	Height	Raw	AF	CL	PA
	(Hz)	(dBuV/m)	(dBuV/m)	(dB)	(dB/m)	(m)		(°)	(m)	(dBuV/m)	(dB/m)	(dB)	(dB)
AV	1.20001G	38.88	54.00	-15.12	-4.45	3	Horizontal	231	1.06	43.33	25.90	3.71	34.06
AV	3.89988G	32.59	54.00	-21.41	3.86	3	Horizontal	169	1.70	28.73	30.80	7.08	34.02
AV	10.40439G	42.90	68.20	-25.30	15.37	3	Horizontal	172	1.10	27.53	38.49	11.33	34.45
PK	1.20005G	44.79	74.00	-29.21	-4.45	3	Horizontal	231	1.06	49.24	25.90	3.71	34.06
PK	3.90271G	45.13	74.00	-28.87	3.86	3	Horizontal	169	1.70	41.27	30.79	7.09	34.02
PK	10.40439G	56.28	68.20	-11.92	15.37	3	Horizontal	172	1.10	40.91	38.49	11.33	34.45