SPURIOUS RADIATED EMISSIONS

PSA-ESCI 2021.03.17.0

Testing was performed using the mode(s) of operation and configuration(s) noted within the report. The individuals and/or the organization requesting the test provided the modes, configurations and settings used to complete the evaluation. The actual test parameters are specified in the test data, this includes items such as investigated frequency range (scanned) and test levels. The testing methods and performance specifications, as well as the test site used for the evaluation are indicated in the test data. The test data represents the configuration / operating mode/ model that produced the highest emission levels as compared to the specification limit.

MODES OF OPERATION

5G NR, Single mode, QPSK

5G NR, Multi mode, QPSK

CHANNELS OF OPERATION

NR100, Mid Ch. 3840 MHz

NR40, Low Ch. 3720 MHz

NR40, Mid Ch. 3840 MHz

NR40, High Ch. 3960 MHz

POWER SETTINGS INVESTIGATED

54VDC, Please Reference Transmit Power Table Below

CONFIGURATIONS INVESTIGATED

NOKI0028 - 5

FREQUENCY RANGE INVESTIGATED

Start Frequency	30 MHz	Stop Frequency	40000 MHz

SAMPLE CALCULATIONS

Radiated Emissions: Field Strength = Measured Level + Antenna Factor + Cable Factor - Amplifier Gain + Distance Adjustment Factor + External Attenuation

TEST EQUIPMENT

Description	Manufacturer	Model	ID	Last Cal.	Cal. Due
Analyzer - Spectrum Analyzer	Keysight	N9010A	AFN	2021-01-06	2022-01-06
Attenuator	Fairview Microwave	SA18N-06	TZT	2020-09-21	2021-09-21
Power Sensor	Gigatronics	80701A	SRC	2020-09-17	2021-09-17
Meter - Power	Gigatronics	8652A	SOZ	2020-09-17	2021-09-17
Generator - Signal	Agilent	N5173B	TIW	2020-07-17	2023-07-17
Antenna - Double Ridge	ETS Lindgren	3115	AJN	2020-11-24	2022-11-24
Amplifier - Pre-Amplifier	Miteq	JSDWK42-18004000-60-5P	PAM	2020-09-18	2021-09-18
Cable	Northwest EMC	18-40GHz	TXE	2020-09-18	2021-09-18
Antenna - Double Ridge	A.H. Systems, Inc.	SAS-574	AXW	2020-09-02	2022-09-02
Amplifier - Pre-Amplifier	Miteq	AMF-6F-12001800-30-10P	PAL	2020-09-17	2021-09-17
Antenna - Standard Gain	ETS Lindgren	3160-08	AJG	NCR	NCR
Amplifier - Pre-Amplifier	Miteq	AMF-6F-08001200-30-10P	PAK	2020-09-17	2021-09-17
Cable	Northwest EMC	8-18GHz	TXD	2021-04-30	2022-04-30
Antenna - Standard Gain	ETS Lindgren	3160-07	AJF	NCR	NCR
thi	Miteq	AMF-3D-00100800-32-13P	PAJ	2021-05-24	2022-05-24
Cable	Northwest EMC	1-8.2 GHz	TXC	2021-05-24	2022-05-24
Antenna - Double Ridge	ETS Lindgren	3115	AJL	2020-10-20	2022-10-20
Amplifier - Pre-Amplifier	Fairview Microwave	FMAM63001	PAS	2021-05-24	2022-05-24
Cable	Northwest EMC	RE 9kHz - 1GHz	TXB	2021-05-24	2022-05-24
Antenna - Biconilog	ETS Lindgren	3143B	AYF	2020-06-25	2022-06-25

SPURIOUS RADIATED EMISSIONS

PSA-ESCI 2021.03.17.0

TEST DESCRIPTION

At an approved test site, the transmitter was place on a remotely controlled turntable, and the measurement antenna was placed 3 meters from the transmitter. While scanning, emissions from the EUT were maximized by rotating the EUT on a turntable, adjusting the position of the EUT and EUT antenna in three orthogonal axis. The turntable azimuth was varied to maximize the level of spurious emissions. The height of the measurement antenna was also varied from 1 to 4 meters. A preamp and high pass filter (and notch filter) were used for this test in order to provide sufficient measurement sensitivity. The amplitude and frequency of the highest emissions was noted.

The transmitter was then replaced with a ½ wave dipole that was successively tuned to each of the highest spurious emissions for emissions below 1 GHz, and a horn antenna for emissions above 1 GHz. A signal generator was connected to the dipole (horn antenna for frequencies above 1 GHz), and its output was adjusted to match the level previously noted for each frequency. The output of the signal generator was recorded, and by factoring in the cable loss to the antenna and its gain, the power (dBm) was determined for each radiated spurious emission.

Single Carrier Maximum RF Output Power per Port for each Radio Access Technology Channel Bandwidth				
NR20	**NR40**	**NR60**	**NR80**	**NR100**
15.0 Watts or 41.8 dBm	30.0 Watts or 44.8 dBm	40.0 Watts or 46.0 dBm	40.0 Watts or 46.0 dBm	40.0 Watts or 46.0 dBm

SPURIOUS RADIATED EMISSIONS

EmiR5 2021.05.14.0 PSA-ESCI 2021.03.17.0

Work Order:	NOKI0028	**Date:**	2021-06-25		
Project:	None	**Temperature:**	21.1 °C		
Job Site:	TX02	**Humidity:**	57.3% RH		
Serial Number:	YK211100168	**Barometric Pres.:**	1017 mbar	**Tested by:**	Brandon Hobbs
EUT:	AZQW				
Configuration:	5				
Customer:	Nokia Solutions and Networks				
Attendees:	David Le, John Rattanavong				
EUT Power:	54VDC				
Operating Mode:	5G NR, All ports on and terminated, Continuous Tx, Power levels provided in table noted in Power table. Multi mode, NR 40 High Channel 3960 MHz, QPSK				
Deviations:	None				
Comments:	The EUT in normally operating orientation.				

Test Specifications	**Test Method**
FCC 27.53:2021	ANSI C63.26:2015

Run #	12	**Test Distance (m)**	3	**Antenna Height(s)**	1 to 4(m)	**Results**	Pass

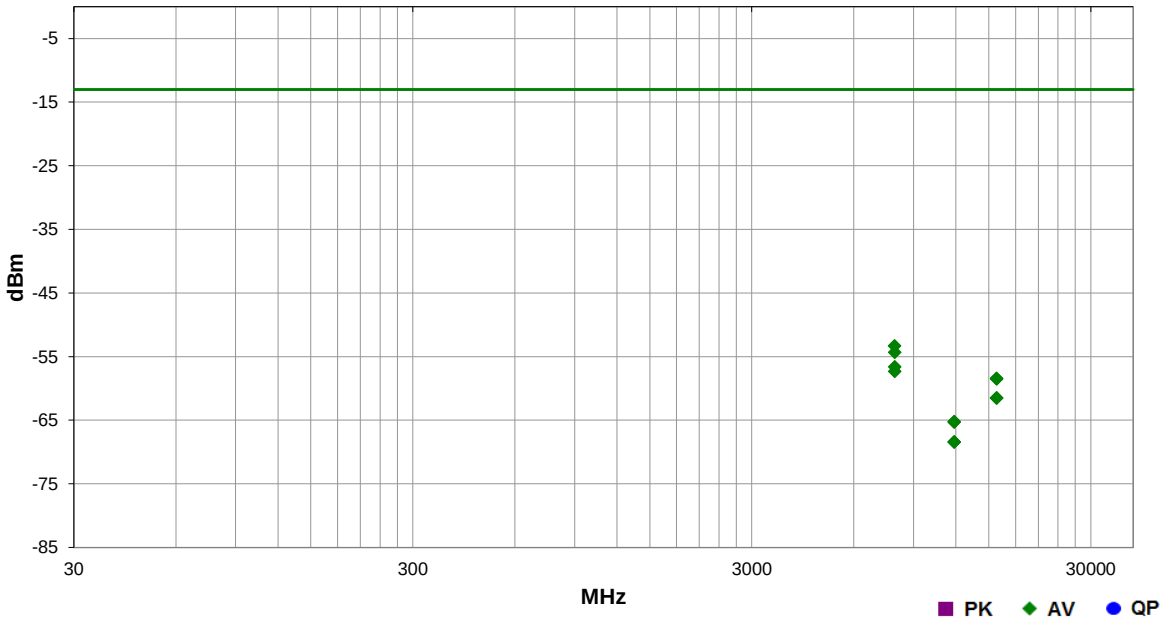

	Freq (MHz)	Antenna Height (meters)	Azimuth (degrees)	Polarity/ Transducer Type	Detector	EIRP (Watts)	EIRP (dBm)	Spec. Limit (dBm)	Compared to Spec. (dB)	Comments
	7919.250	1.2	234.0	Vert	AV	4.6E-9	-53.3	-13.0	-40.3	
	7924.833	1.5	170.0	Horz	AV	3.7E-9	-54.3	-13.0	-41.3	
	7920.250	1.2	234.0	Vert	AV	2.2E-9	-56.6	-13.0	-43.6	
	7922.083	1.5	170.0	Horz	AV	1.8E-9	-57.3	-13.0	-44.3	
	15828.630	1.5	254.0	Vert	AV	1.4E-9	-58.4	-13.0	-45.4	
	15843.920	1.5	136.9	Horz	AV	1.4E-9	-58.5	-13.0	-45.5	
	15827.540	1.5	136.9	Horz	AV	703.3E-12	-61.5	-13.0	-48.5	
	15842.920	1.5	254.0	Vert	AV	703.3E-12	-61.5	-13.0	-48.5	
	11877.790	1.5	159.0	Horz	AV	300.0E-12	-65.2	-13.0	-52.2	
	11867.920	1.5	142.9	Vert	AV	293.2E-12	-65.3	-13.0	-52.3	
	11870.710	1.5	159.0	Horz	AV	143.6E-12	-68.4	-13.0	-55.4	
	11870.170	1.5	142.9	Vert	AV	143.6E-12	-68.4	-13.0	-55.4	

SPURIOUS RADIATED EMISSIONS

EmiR5 2021.05.14.0 PSA-ESCI 2021.03.17.0

Work Order:	NOKI0028	**Date:**	2021-06-25		
Project:	None	**Temperature:**	21.1 °C		
Job Site:	TX02	**Humidity:**	57.3% RH		
Serial Number:	YK211100168	**Barometric Pres.:**	1017 mbar	**Tested by:**	Brandon Hobbs
EUT:	AZQW				
Configuration:	5				
Customer:	Nokia Solutions and Networks				
Attendees:	David Le, John Rattanavong				
EUT Power:	54VDC				
Operating Mode:	5G NR, All ports on and terminated, Continuous Tx, Power levels provided in table noted in Power table. Multi mode, NR 40 Mid Channel 3840 MHz, QPSK				
Deviations:	None				
Comments:	The EUT in normally operating orientation.				

Test Specifications	**Test Method**
FCC 27.53:2021	ANSI C63.26:2015

Run #	15	**Test Distance (m)**	3	**Antenna Height(s)**	1 to 4(m)	**Results**	Pass

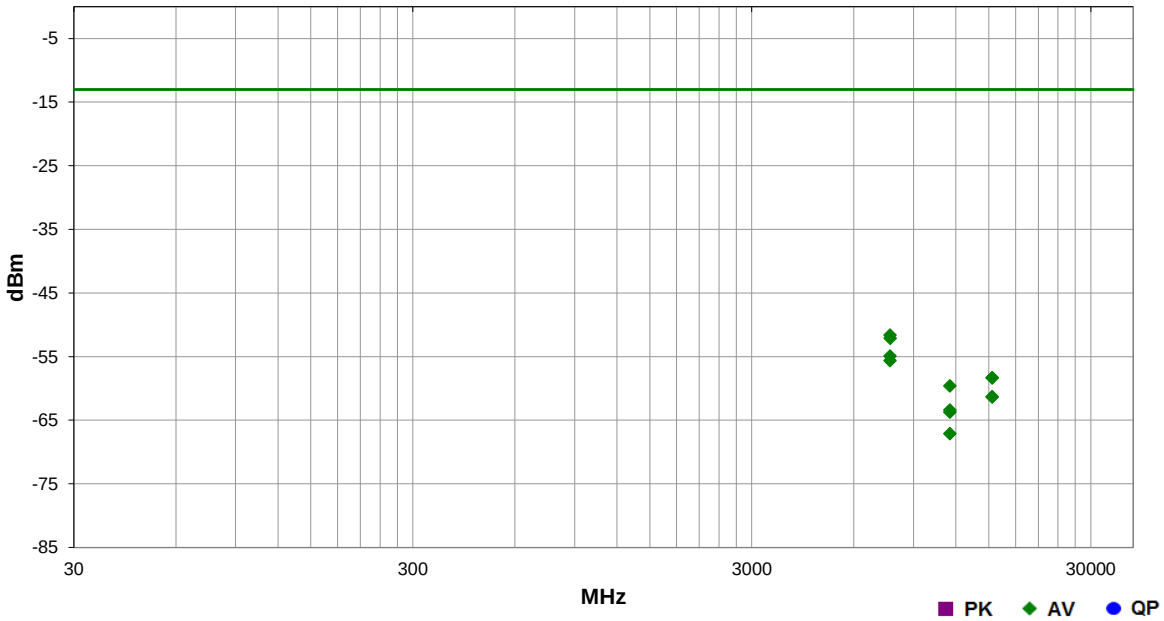

	Freq (MHz)	Antenna Height (meters)	Azimuth (degrees)	Polarity/ Transducer Type	Detector	EIRP (Watts)	EIRP (dBm)	Spec. Limit (dBm)	Compared to Spec. (dB)	Comments
	7674.583	1.5	260.0	Horz	AV	6.9E-9	-51.6	-13.0	-38.6	
	7689.000	1.5	170.0	Vert	AV	6.1E-9	-52.1	-13.0	-39.1	
	7673.375	1.5	260.0	Horz	AV	3.2E-9	-54.9	-13.0	-41.9	
	7675.708	1.5	170.0	Vert	AV	2.7E-9	-55.6	-13.0	-42.6	
	15355.170	1.5	225.9	Horz	AV	1.5E-9	-58.3	-13.0	-45.3	
	15356.000	1.5	40.9	Vert	AV	1.5E-9	-58.3	-13.0	-45.3	
	11528.210	3.6	183.0	Vert	AV	1.1E-9	-59.6	-13.0	-46.6	
	15360.880	1.5	225.9	Horz	AV	736.4E-12	-61.3	-13.0	-48.3	
	15360.210	1.5	40.9	Vert	AV	736.4E-12	-61.3	-13.0	-48.3	
	11528.630	1.5	194.0	Horz	AV	454.1E-12	-63.4	-13.0	-50.4	
	11521.380	3.6	183.0	Vert	AV	423.8E-12	-63.7	-13.0	-50.7	
	11528.170	1.5	194.0	Horz	AV	193.7E-12	-67.1	-13.0	-54.1	

SPURIOUS RADIATED EMISSIONS

EmiR5 2021.05.14.0 PSA-ESCI 2021.03.17.0

Work Order:	NOKI0028	**Date:**	2021-06-25		
Project:	None	**Temperature:**	21.1 °C		
Job Site:	TX02	**Humidity:**	57.3% RH		
Serial Number:	YK211100168	**Barometric Pres.:**	1017 mbar	**Tested by:**	Brandon Hobbs
EUT:	AZQW				
Configuration:	5				
Customer:	Nokia Solutions and Networks				
Attendees:	David Le, John Rattanavong				
EUT Power:	54VDC				
Operating Mode:	5G NR, All ports on and terminated, Continuous Tx, Power levels provided in table noted in Power table. Multi mode, NR 40 Low Channel 3720 MHz, QPSK				
Deviations:	None				
Comments:	The EUT in normally operating orientation.				

Test Specifications	**Test Method**
FCC 27.53:2021	ANSI C63.26:2015

Run #	18	**Test Distance (m)**	3	**Antenna Height(s)**	1 to 4(m)	**Results**	Pass

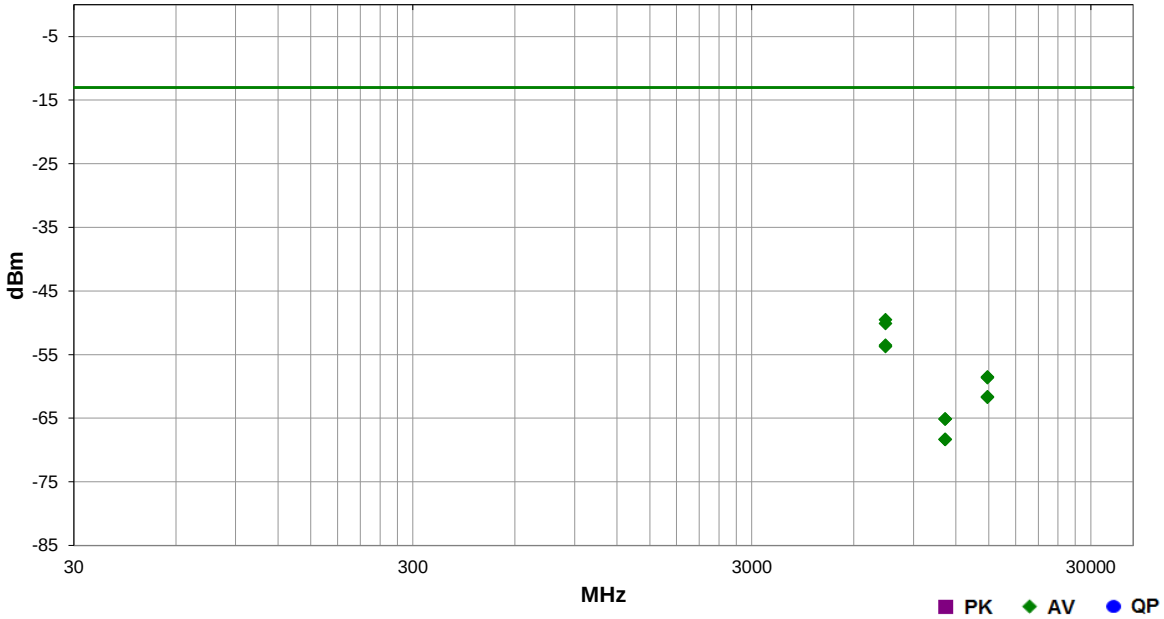

	Freq (MHz)	Antenna Height (meters)	Azimuth (degrees)	Polarity/ Transducer Type	Detector	EIRP (Watts)	EIRP (dBm)	Spec. Limit (dBm)	Compared to Spec. (dB)	Comments
	7440.167	3.7	226.9	Vert	AV	11.1E-9	-49.5	-13.0	-36.5	
	7445.958	1.5	222.0	Horz	AV	9.7E-9	-50.1	-13.0	-37.1	
	7442.667	3.7	226.9	Vert	AV	4.4E-9	-53.5	-13.0	-40.5	
	7445.792	1.5	222.0	Horz	AV	4.2E-9	-53.7	-13.0	-40.7	
	14871.790	1.5	322.9	Horz	AV	1.4E-9	-58.5	-13.0	-45.5	
	14868.670	1.5	57.9	Vert	AV	1.4E-9	-58.6	-13.0	-45.6	
	14867.500	1.5	322.9	Horz	AV	687.3E-12	-61.6	-13.0	-48.6	
	14867.580	1.5	57.9	Vert	AV	671.6E-12	-61.7	-13.0	-48.7	
	11150.000	1.5	295.0	Horz	AV	307.0E-12	-65.1	-13.0	-52.1	
	11170.330	1.5	261.9	Vert	AV	307.0E-12	-65.1	-13.0	-52.1	
	11152.330	1.5	295.0	Horz	AV	146.9E-12	-68.3	-13.0	-55.3	
	11169.290	1.5	261.9	Vert	AV	146.9E-12	-68.3	-13.0	-55.3	

SPURIOUS RADIATED EMISSIONS

EmiR5 2021.05.14.0 PSA-ESCI 2021.03.17.0

Work Order:	NOKI0028	**Date:**	2021-06-25		
Project:	None	**Temperature:**	21.1 °C		
Job Site:	TX02	**Humidity:**	57.3% RH		
Serial Number:	YK211100168	**Barometric Pres.:**	1017 mbar	**Tested by:**	Brandon Hobbs
EUT:	AZQW				
Configuration:	5				
Customer:	Nokia Solutions and Networks				
Attendees:	David Le, John Rattanavong				
EUT Power:	54VDC				
Operating Mode:	5G NR, All ports on and terminated, Continuous Tx, Power levels provided in table noted in Power table. Multi mode, NR 100 Mid Channel 3840 MHz, QPSK				
Deviations:	None				
Comments:	The EUT in normally operating orientation.				

Test Specifications	**Test Method**
FCC 27.53:2021	ANSI C63.26:2015

Run #	23	**Test Distance (m)**	3	**Antenna Height(s)**	1 to 4(m)	**Results**	Pass

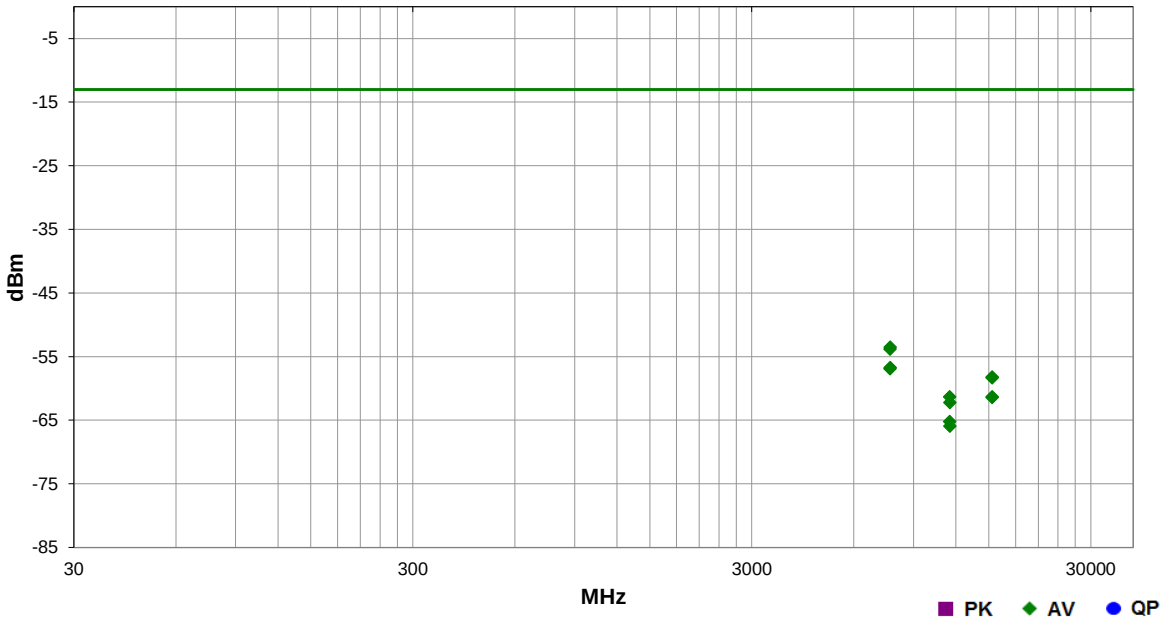

	Freq (MHz)	Antenna Height (meters)	Azimuth (degrees)	Polarity/ Transducer Type	Detector	EIRP (Watts)	EIRP (dBm)	Spec. Limit (dBm)	Compared to Spec. (dB)	Comments
	7689.083	1.5	256.9	Vert	AV	4.4E-9	-53.5	-13.0	-40.5	
	7673.917	1.5	169.0	Horz	AV	4.1E-9	-53.8	-13.0	-40.8	
	7688.875	1.5	256.9	Vert	AV	2.1E-9	-56.7	-13.0	-43.7	
	7674.292	1.5	169.0	Horz	AV	2.0E-9	-56.9	-13.0	-43.9	
	15363.420	3.9	134.0	Horz	AV	1.5E-9	-58.2	-13.0	-45.2	
	15355.630	1.5	181.0	Vert	AV	1.5E-9	-58.3	-13.0	-45.3	
	11511.630	4.0	219.9	Vert	AV	736.4E-12	-61.3	-13.0	-48.3	
	15359.670	1.5	181.0	Vert	AV	736.4E-12	-61.3	-13.0	-48.3	
	15361.250	3.9	134.0	Horz	AV	719.6E-12	-61.4	-13.0	-48.4	
	11522.790	1.5	192.0	Horz	AV	598.6E-12	-62.2	-13.0	-49.2	
	11511.880	4.0	219.9	Vert	AV	300.0E-12	-65.2	-13.0	-52.2	
	11522.750	1.5	192.0	Horz	AV	255.3E-12	-65.9	-13.0	-52.9	

SPURIOUS RADIATED EMISSIONS

EmiR5 2021.05.14.0 PSA-ESCI 2021.03.17.0

Work Order:	NOKI0028	**Date:**	2021-06-28		
Project:	None	**Temperature:**	21.3 °C		
Job Site:	TX02	**Humidity:**	55% RH		
Serial Number:	YK211100168	**Barometric Pres.:**	1019 mbar	**Tested by:**	Brandon Hobbs
EUT:	AZQW				
Configuration:	5				
Customer:	Nokia Solutions and Networks				
Attendees:	David Le, John Rattanavong				
EUT Power:	54VDC				
Operating Mode:	5G NR, All ports on and terminated, Continuous Tx, Power levels provided in table noted in Power table. Single mode, NR 40 Mid Channel 3840 MHz, QPSK				
Deviations:	None				
Comments:	The EUT in normally operating orientation.				

Test Specifications	**Test Method**
FCC 27.53:2021	ANSI C63.26:2015

Run #	47	**Test Distance (m)**	3	**Antenna Height(s)**	1 to 4(m)	**Results**	Pass

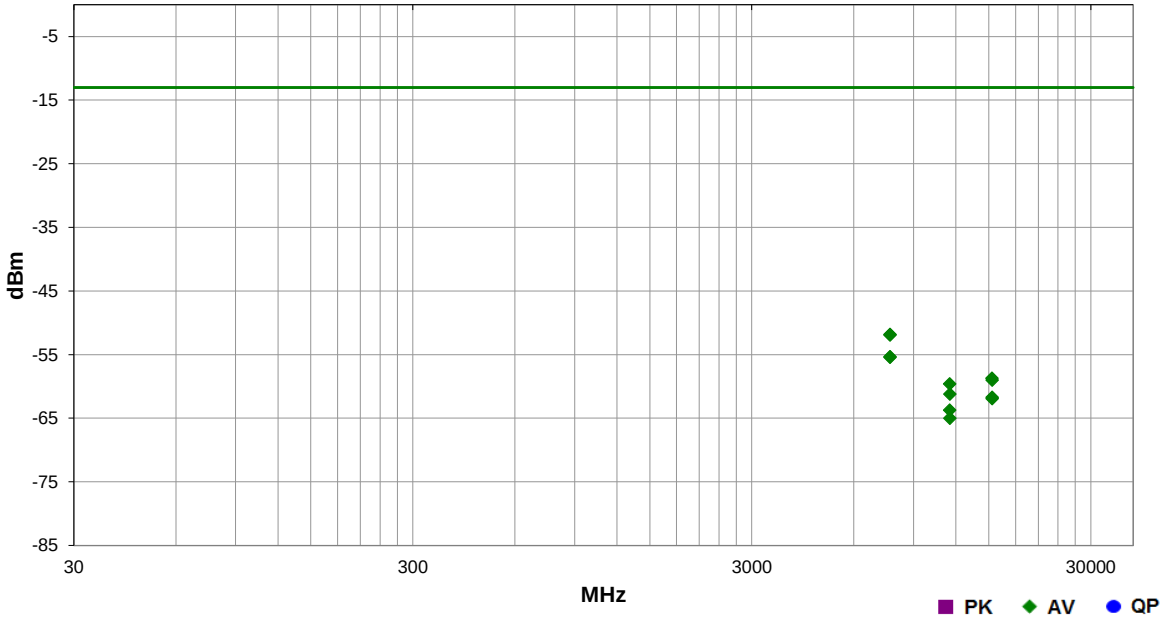

	Freq (MHz)	Antenna Height (meters)	Azimuth (degrees)	Polarity/ Transducer Type	Detector	EIRP (Watts)	EIRP (dBm)	Spec. Limit (dBm)	Compared to Spec. (dB)	Comments
	7671.875	1.5	208.9	Vert	AV	6.6E-9	-51.8	-13.0	-38.8	
	7673.333	1.5	210.0	Horz	AV	6.4E-9	-51.9	-13.0	-38.9	
	7673.333	1.5	210.0	Horz	AV	2.9E-9	-55.3	-13.0	-42.3	
	7671.875	1.5	208.9	Vert	AV	2.9E-9	-55.4	-13.0	-42.4	
	15349.000	1.5	321.0	Horz	AV	1.3E-9	-58.7	-13.0	-45.7	
	15355.790	3.9	171.0	Vert	AV	1.3E-9	-59.0	-13.0	-46.0	
	11512.500	2.6	219.0	Vert	AV	1.1E-9	-59.6	-13.0	-46.6	
	11518.330	1.5	193.0	Horz	AV	753.6E-12	-61.2	-13.0	-48.2	
	15361.380	1.5	321.0	Horz	AV	671.6E-12	-61.7	-13.0	-48.7	
	15359.830	3.9	171.0	Vert	AV	641.4E-12	-61.9	-13.0	-48.9	
	11512.670	2.6	219.0	Vert	AV	423.8E-12	-63.7	-13.0	-50.7	
	11521.330	1.5	193.0	Horz	AV	314.1E-12	-65.0	-13.0	-52.0	

SPURIOUS RADIATED EMISSIONS

EmiR5 2021.05.14.0 PSA-ESCI 2021.03.17.0

Work Order:	NOKI0028	**Date:**	2021-06-28		
Project:	None	**Temperature:**	21.3 °C		
Job Site:	TX02	**Humidity:**	55% RH		
Serial Number:	YK211100168	**Barometric Pres.:**	1019 mbar	**Tested by:**	Brandon Hobbs
EUT:	AZQW				
Configuration:	5				
Customer:	Nokia Solutions and Networks				
Attendees:	David Le, John Rattanavong				
EUT Power:	54VDC				
Operating Mode:	5G NR, All ports on and terminated, Continuous Tx, Power levels provided in table noted in Power table. Single mode, NR 40 High Channel 3960 MHz, QPSK				
Deviations:	None				
Comments:	The EUT in normally operating orientation.				

Test Specifications	**Test Method**
FCC 27.53:2021	ANSI C63.26:2015

Run #	44	**Test Distance (m)**	3	**Antenna Height(s)**	1 to 4(m)	**Results**	Pass

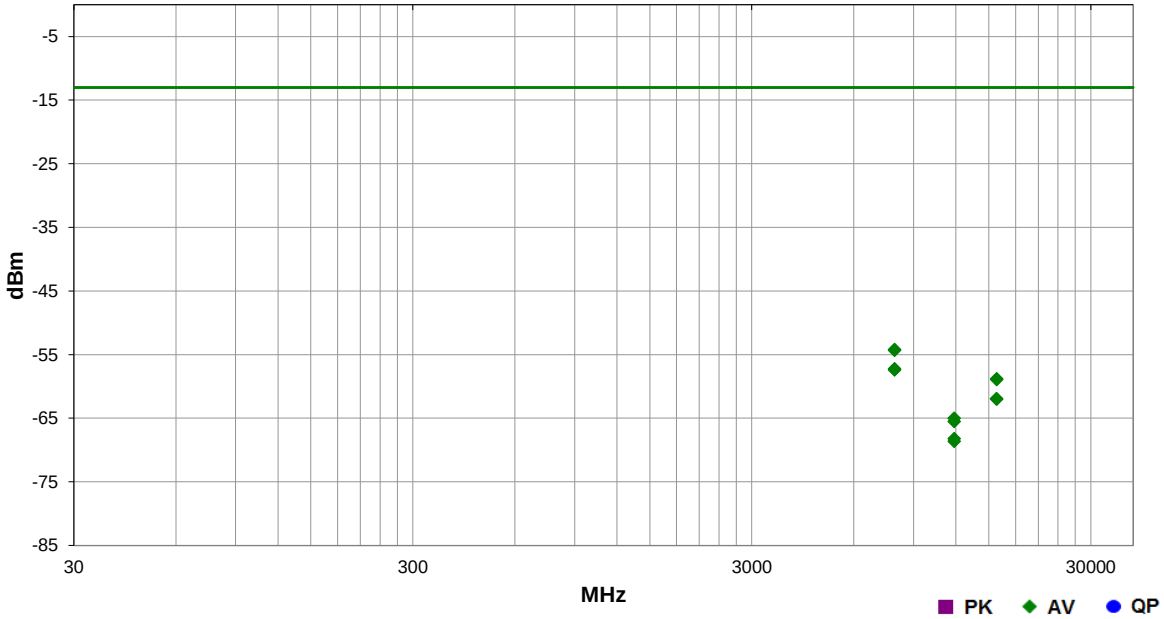

	Freq (MHz)	Antenna Height (meters)	Azimuth (degrees)	Polarity/ Transducer Type	Detector	EIRP (Watts)	EIRP (dBm)	Spec. Limit (dBm)	Compared to Spec. (dB)	Comments
	7919.917	1.5	244.9	Horz	AV	3.8E-9	-54.2	-13.0	-41.2	
	7918.375	1.5	146.0	Vert	AV	3.7E-9	-54.3	-13.0	-41.3	
	7919.833	1.5	244.9	Horz	AV	1.9E-9	-57.2	-13.0	-44.2	
	7919.833	1.5	146.0	Vert	AV	1.8E-9	-57.4	-13.0	-44.4	
	15844.380	1.5	99.0	Horz	AV	1.3E-9	-58.8	-13.0	-45.8	
	15842.380	3.9	195.0	Vert	AV	1.3E-9	-58.9	-13.0	-45.9	
	15828.080	1.5	99.0	Horz	AV	641.4E-12	-61.9	-13.0	-48.9	
	15840.080	3.9	195.0	Vert	AV	626.8E-12	-62.0	-13.0	-49.0	
	11872.330	1.5	255.9	Horz	AV	314.1E-12	-65.0	-13.0	-52.0	
	11869.630	1.5	13.0	Vert	AV	280.0E-12	-65.5	-13.0	-52.5	
	11875.080	1.5	255.9	Horz	AV	150.4E-12	-68.2	-13.0	-55.2	
	11870.330	1.5	13.0	Vert	AV	137.1E-12	-68.6	-13.0	-55.6	

SPURIOUS RADIATED EMISSIONS

EmiR5 2021.05.14.0 PSA-ESCI 2021.03.17.0

Work Order:	NOKI0028	**Date:**	2021-06-28		
Project:	None	**Temperature:**	21.3 °C		
Job Site:	TX02	**Humidity:**	55% RH		
Serial Number:	YK211100168	**Barometric Pres.:**	1019 mbar	**Tested by:**	Brandon Hobbs
EUT:	AZQW				
Configuration:	5				
Customer:	Nokia Solutions and Networks				
Attendees:	David Le, John Rattanavong				
EUT Power:	54VDC				
Operating Mode:	5G NR, All ports on and terminated, Continuous Tx, Power levels provided in table noted in Power table. Single mode, NR 40 Low Channel 3720 MHz, QPSK				
Deviations:	None				
Comments:	The EUT in normally operating orientation.				

Test Specifications	**Test Method**
FCC 27.53:2021	ANSI C63.26:2015

Run #	52	**Test Distance (m)**	3	**Antenna Height(s)**	1 to 4(m)	**Results**	Pass

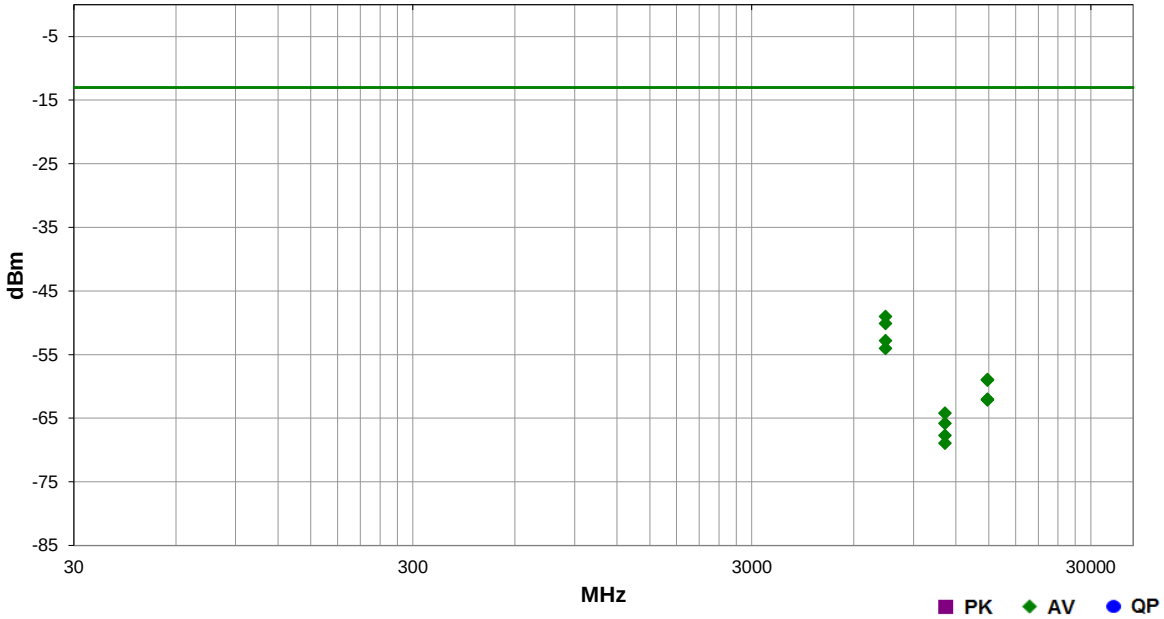

	Freq (MHz)	Antenna Height (meters)	Azimuth (degrees)	Polarity/ Transducer Type	Detector	EIRP (Watts)	EIRP (dBm)	Spec. Limit (dBm)	Compared to Spec. (dB)	Comments
	7440.125	2.7	224.0	Horz	AV	12.5E-9	-49.0	-13.0	-36.0	
	7442.667	1.5	200.0	Vert	AV	9.7E-9	-50.1	-13.0	-37.1	
	7440.083	2.7	224.0	Horz	AV	5.2E-9	-52.8	-13.0	-39.8	
	7442.625	1.5	200.0	Vert	AV	4.0E-9	-54.0	-13.0	-41.0	
	14867.960	1.0	51.9	Vert	AV	1.3E-9	-58.9	-13.0	-45.9	
	14872.960	2.0	57.0	Horz	AV	1.3E-9	-59.0	-13.0	-46.0	
	14867.750	1.0	51.9	Vert	AV	626.8E-12	-62.0	-13.0	-49.0	
	14867.710	2.0	57.0	Horz	AV	612.5E-12	-62.1	-13.0	-49.1	
	11152.080	1.8	180.0	Vert	AV	377.7E-12	-64.2	-13.0	-51.2	
	11148.540	1.5	51.0	Horz	AV	261.3E-12	-65.8	-13.0	-52.8	
	11152.670	1.8	180.0	Vert	AV	168.7E-12	-67.7	-13.0	-54.7	
	11151.790	1.5	51.0	Horz	AV	128.0E-12	-68.9	-13.0	-55.9	

SPURIOUS RADIATED EMISSIONS

EmiR5 2021.05.14.0 PSA-ESCI 2021.03.17.0

Work Order:	NOKI0028	**Date:**	2021-06-28		
Project:	None	**Temperature:**	21.3 °C		
Job Site:	TX02	**Humidity:**	55% RH		
Serial Number:	YK211100168	**Barometric Pres.:**	1019 mbar	**Tested by:**	Brandon Hobbs
EUT:	AZQW				
Configuration:	5				
Customer:	Nokia Solutions and Networks				
Attendees:	David Le, John Rattanavong				
EUT Power:	54VDC				
Operating Mode:	5G NR, All ports on and terminated, Continuous Tx, Power levels provided in table noted in Power table. Single mode, NR 100 Mid Channel 3840 MHz, QPSK				
Deviations:	None				
Comments:	The EUT in normally operating orientation.				

Test Specifications	**Test Method**
FCC 27.53:2021	ANSI C63.26:2015

Run #	59	**Test Distance (m)**	3	**Antenna Height(s)**	1 to 4(m)	**Results**	Pass

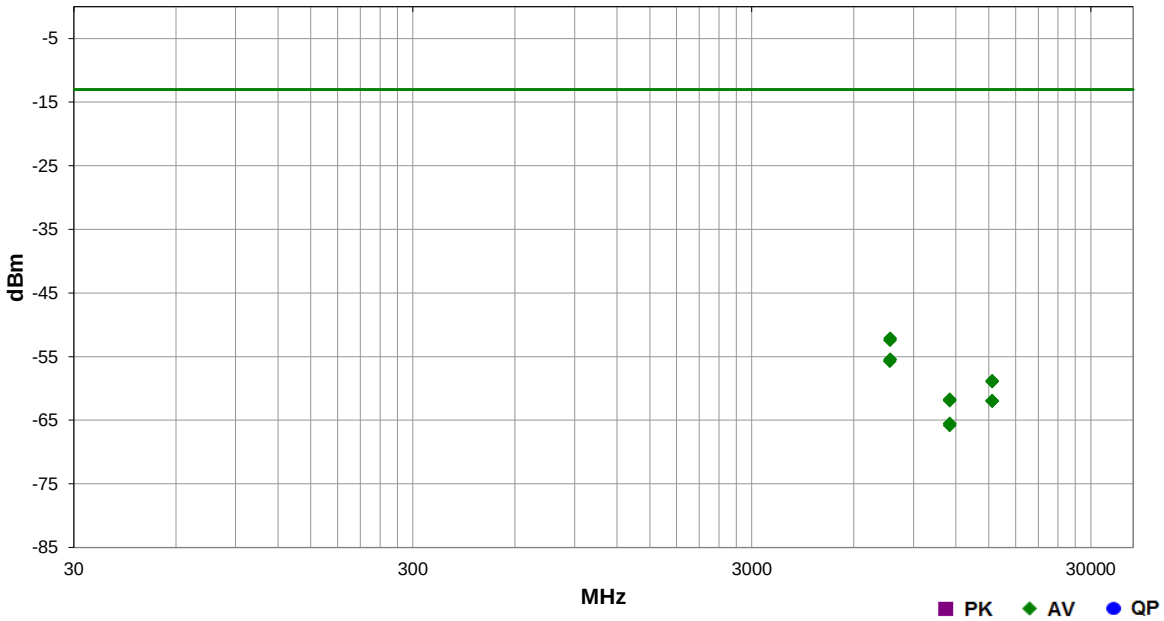

	Freq (MHz)	Antenna Height (meters)	Azimuth (degrees)	Polarity/ Transducer Type	Detector	EIRP (Watts)	EIRP (dBm)	Spec. Limit (dBm)	Compared to Spec. (dB)	Comments
	7688.500	1.5	223.0	Horz	AV	6.1E-9	-52.1	-13.0	-39.1	
	7671.167	1.5	187.0	Vert	AV	5.7E-9	-52.4	-13.0	-39.4	
	7688.708	1.5	223.0	Horz	AV	2.9E-9	-55.4	-13.0	-42.4	
	7669.208	1.5	187.0	Vert	AV	2.7E-9	-55.7	-13.0	-42.7	
	15363.580	1.5	130.9	Horz	AV	1.3E-9	-58.8	-13.0	-45.8	
	15361.210	1.5	33.0	Vert	AV	1.3E-9	-58.9	-13.0	-45.9	
	11508.170	3.7	153.0	Horz	AV	671.6E-12	-61.7	-13.0	-48.7	
	11507.750	3.3	236.0	Vert	AV	641.4E-12	-61.9	-13.0	-48.9	
	15359.000	1.5	130.9	Horz	AV	641.4E-12	-61.9	-13.0	-48.9	
	15359.000	1.5	33.0	Vert	AV	626.8E-12	-62.0	-13.0	-49.0	
	11508.210	3.7	153.0	Horz	AV	280.0E-12	-65.5	-13.0	-52.5	
	11507.500	3.3	236.0	Vert	AV	261.3E-12	-65.8	-13.0	-52.8	

SPURIOUS RADIATED EMISSIONS

EmiR5 2021.05.14.0 PSA-ESCI 2021.03.17.0

Work Order:	NOKI0028	**Date:**	2021-06-25	FOR REFERENCE ONLY	
Project:	None	**Temperature:**	21.1 °C		
Job Site:	TX02	**Humidity:**	57.3% RH		
Serial Number:	YK211100168	**Barometric Pres.:**	1017 mbar	**Tested by:**	Brandon Hobbs
EUT:	AZQW				
Configuration:	5				
Customer:	Nokia Solutions and Networks				
Attendees:	David Le, John Rattanavong				
EUT Power:	54VDC				
Operating Mode:	5G NR, All ports on and terminated, Continuous Tx, Power levels provided in table noted in Power table. Multi mode, NR 40 Bottom Channel 3720 MHz, QPSK				
Deviations:	None				
Comments:	The EUT in normally operating orientation.				

Test Specifications	**Test Method**
FCC 27.53:2021	ANSI C63.26:2015

Run #	1	**Test Distance (m)**	3	**Antenna Height(s)**	1.25 (m)	**Results**	Evaluation

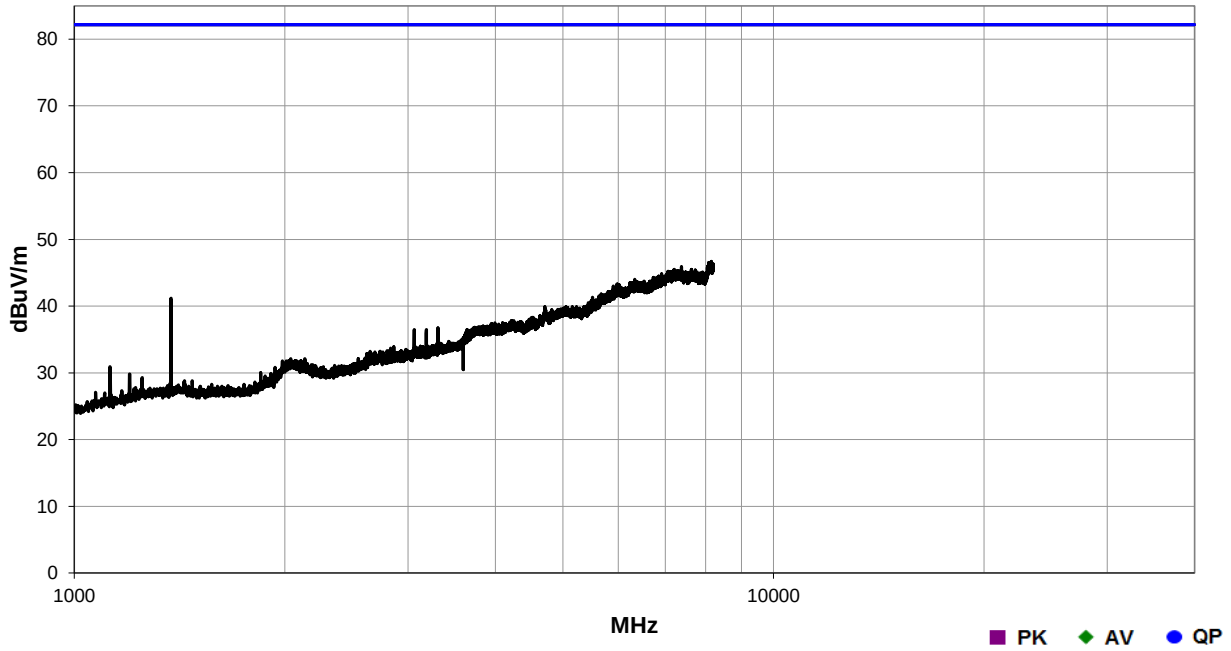

Freq (MHz)	Amplitude (dBuV)	Preamp (dB)	Antenna Height (meters)	Transducer (dB/m)	Cable (dB)	External Attenuation (dB)	Polarity/ Transducer Type	Detector	Distance Adjustment (dB)	Adjusted (dBuV/m)	Spec. Limit (dBuV/m)	Compared to Spec. (dB)
8147.259	33.9	37.4	1.2	37.1	13.1	0.0	Vert	PK	0.0	46.7	82.2	-35.5
8194.726	33.0	37.7	1.2	37.2	13.8	0.0	Horz	PK	0.0	46.3	82.2	-35.9
1375.339	49.2	38.5	1.2	25.5	5.0	0.0	Vert	PK	0.0	41.2	82.2	-41.0
1375.339	47.8	38.5	1.2	25.5	5.0	0.0	Horz	PK	0.0	39.8	82.2	-42.4
3312.685	37.0	38.2	1.2	30.0	7.9	0.0	Horz	PK	0.0	36.7	82.2	-45.5
3062.166	38.2	38.8	1.2	29.4	7.7	0.0	Horz	PK	0.0	36.5	82.2	-45.7
3187.865	37.8	38.7	1.2	29.7	7.7	0.0	Horz	PK	0.0	36.5	82.2	-45.7
3187.865	37.0	38.7	1.2	29.7	7.7	0.0	Vert	PK	0.0	35.7	82.2	-46.5
2038.994	36.4	39.5	1.2	29.2	6.0	0.0	Horz	PK	0.0	32.1	82.2	-50.1
1124.820	40.4	38.4	1.2	24.3	4.6	0.0	Vert	PK	0.0	30.9	82.2	-51.3
1199.536	38.7	38.4	1.2	24.8	4.7	0.0	Vert	PK	0.0	29.8	82.2	-52.4
1250.519	37.8	38.4	1.2	25.1	4.8	0.0	Horz	PK	0.0	29.3	82.2	-52.9
1124.820	37.7	38.4	1.2	24.3	4.6	0.0	Horz	PK	0.0	28.2	82.2	-54.0

SPURIOUS RADIATED EMISSIONS

EmiR5 2021.05.14.0 PSA-ESCI 2021.03.17.0

Work Order:	NOKI0028	**Date:**	2021-06-25	FOR REFERENCE ONLY	
Project:	None	**Temperature:**	21.1 °C		
Job Site:	TX02	**Humidity:**	57.3% RH		
Serial Number:	YK211100168	**Barometric Pres.:**	1017 mbar	**Tested by:**	Brandon Hobbs
EUT:	AZQW				
Configuration:	5				
Customer:	Nokia Solutions and Networks				
Attendees:	David Le, John Rattanavong				
EUT Power:	54VDC				
Operating Mode:	5G NR, All ports on and terminated, Continuous Tx, Power levels provided in table noted in Power table. Multi mode, NR 40 Bottom Channel 3720 MHz, QPSK				
Deviations:	None				
Comments:	The EUT in normally operating orientation.				

Test Specifications	**Test Method**
FCC 27.53:2021	ANSI C63.26:2015

Run #	2	**Test Distance (m)**	3	**Antenna Height(s)**	1.25 (m)	**Results**	Evaluation

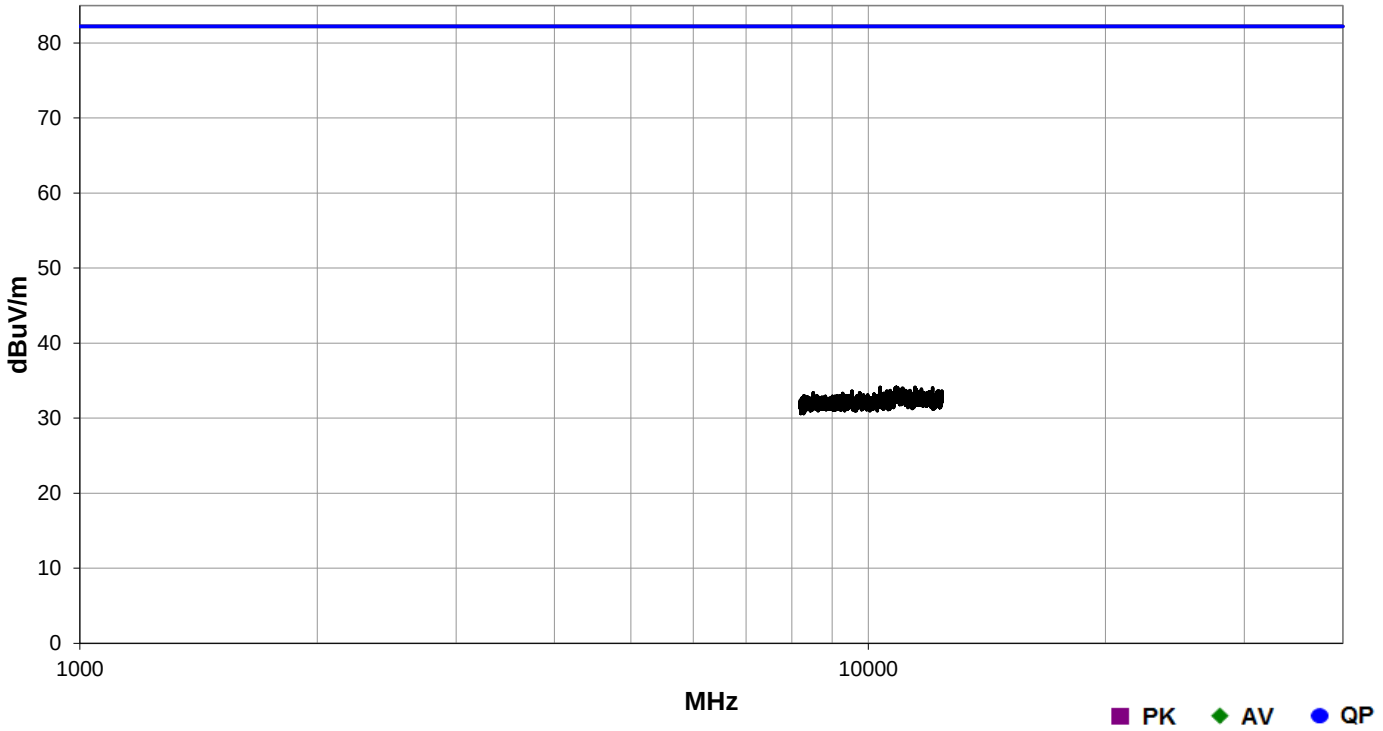

Freq (MHz)	Amplitude (dBuV)	Preamp (dB)	Antenna Height (meters)	Transducer (dB/m)	Cable (dB)	External Attenuation (dB)	Polarity/ Transducer Type	Detector	Distance Adjustment (dB)	Adjusted (dBuV/m)	Spec. Limit (dBuV/m)	Compared to Spec. (dB)
10848.390	37.9	52.7	1.2	33.5	15.4	0.0	Horz	PK	0.0	34.1	82.2	-48.1
10356.660	38.2	52.2	1.2	33.5	14.6	0.0	Vert	PK	0.0	34.1	82.2	-48.1
11079.140	38.1	53.0	1.2	33.5	15.3	0.0	Vert	PK	0.0	33.9	82.2	-48.3

SPURIOUS RADIATED EMISSIONS

EmiR5 2021.05.14.0 PSA-ESCI 2021.03.17.0

Work Order:	NOKI0028	**Date:**	2021-06-25	FOR REFERENCE ONLY	
Project:	None	**Temperature:**	21.1 °C		
Job Site:	TX02	**Humidity:**	57.3% RH		
Serial Number:	YK211100168	**Barometric Pres.:**	1017 mbar	**Tested by:**	Brandon Hobbs
EUT:	AZQW				
Configuration:	5				
Customer:	Nokia Solutions and Networks				
Attendees:	David Le, John Rattanavong				
EUT Power:	54VDC				
Operating Mode:	5G NR, All ports on and terminated, Continuous Tx, Power levels provided in table noted in Power table. Multi mode, NR 40 Bottom Channel 3720 MHz, QPSK				
Deviations:	None				
Comments:	The EUT in normally operating orientation.				

Test Specifications	**Test Method**
FCC 27.53:2021	ANSI C63.26:2015

Run #	3	**Test Distance (m)**	3	**Antenna Height(s)**	1.25 (m)	**Results**	Evaluation

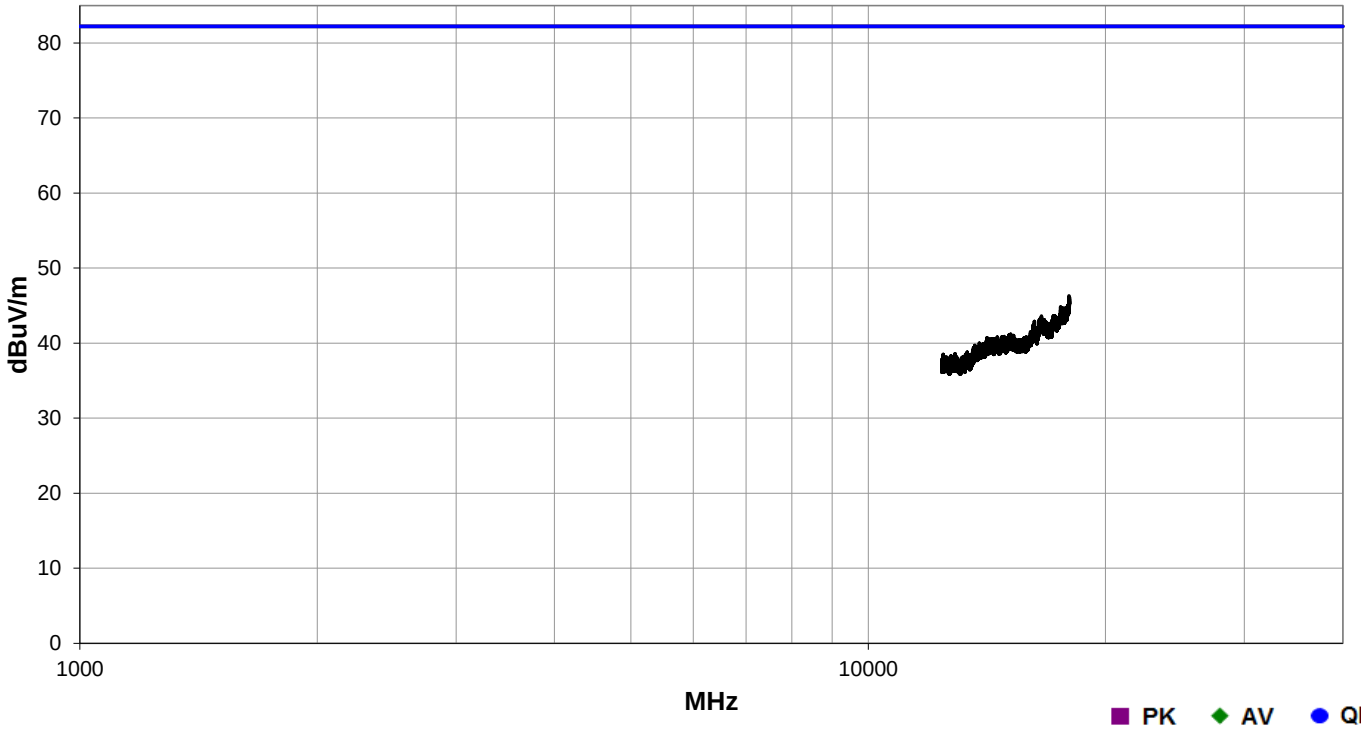

Freq (MHz)	Amplitude (dBuV)	Preamp (dB)	Antenna Height (meters)	Transducer (dB/m)	Cable (dB)	External Attenuation (dB)	Polarity/ Transducer Type	Detector	Distance Adjustment (dB)	Adjusted (dBuV/m)	Spec. Limit (dBuV/m)	Compared to Spec. (dB)
17981.540	30.4	42.9	1.2	37.3	21.5	0.0	Vert	PK	0.0	46.3	82.2	-35.9
17979.490	30.1	42.9	1.2	37.3	21.5	0.0	Horz	PK	0.0	46.0	82.2	-36.2
16577.950	30.6	44.8	1.2	37.2	20.6	0.0	Horz	PK	0.0	43.6	82.2	-38.6

SPURIOUS RADIATED EMISSIONS

EmiR5 2021.05.14.0 PSA-ESCI 2021.03.17.0

Work Order:	NOKI0028	**Date:**	2021-06-25	FOR REFERENCE ONLY	
Project:	None	**Temperature:**	21.1 °C		
Job Site:	TX02	**Humidity:**	57.3% RH		
Serial Number:	YK211100168	**Barometric Pres.:**	1017 mbar	**Tested by:**	Brandon Hobbs
EUT:	AZQW				
Configuration:	5				
Customer:	Nokia Solutions and Networks				
Attendees:	David Le, John Rattanavong				
EUT Power:	54VDC				
Operating Mode:	5G NR, All ports on and terminated, Continuous Tx, Power levels provided in table noted in Power table. Multi mode, NR 40 Mid Channel 3840 MHz, QPSK				
Deviations:	None				
Comments:	The EUT in normally operating orientation.				

Test Specifications	**Test Method**
FCC 27.53:2021	ANSI C63.26:2015

Run #	4	**Test Distance (m)**	3	**Antenna Height(s)**	1.25 (m)	**Results**	Evaluation

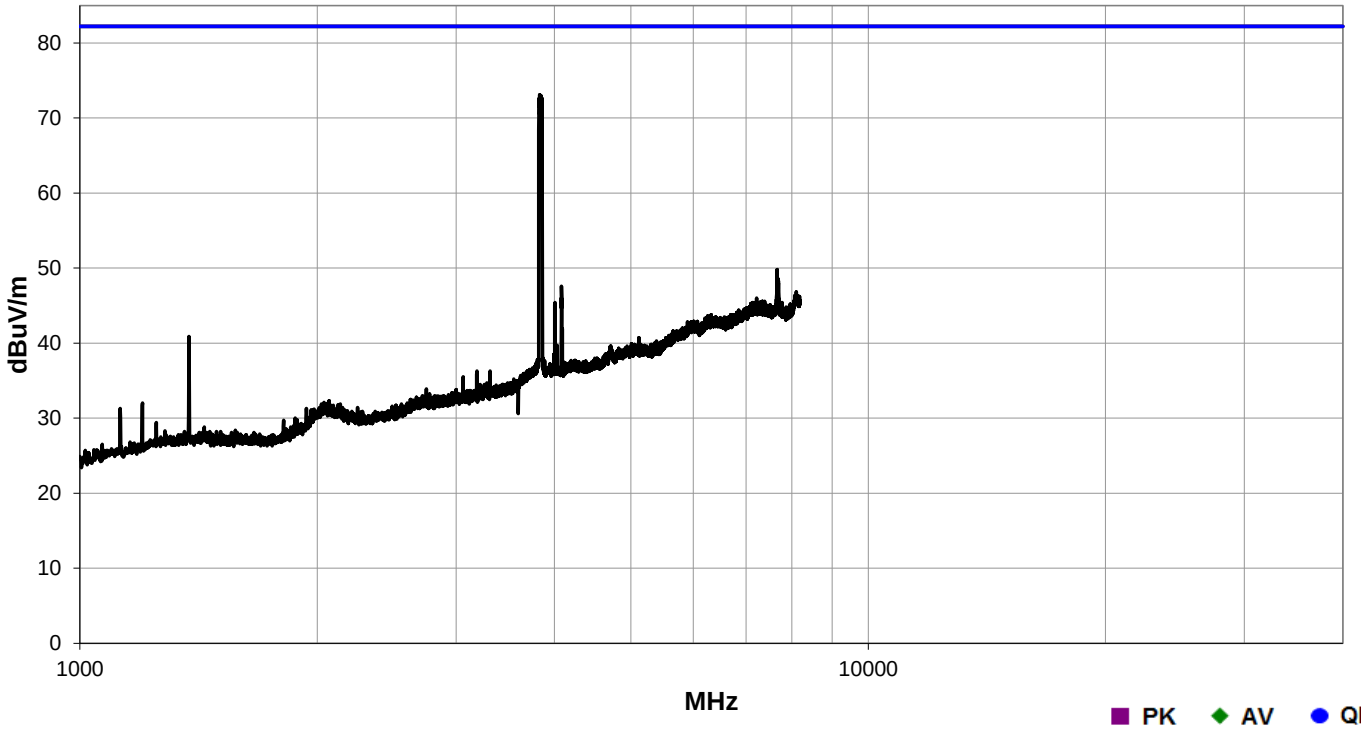

Freq (MHz)	Amplitude (dBuV)	Preamp (dB)	Antenna Height (meters)	Transducer (dB/m)	Cable (dB)	External Attenuation (dB)	Polarity/ Transducer Type	Detector	Distance Adjustment (dB)	Adjusted (dBuV/m)	Spec. Limit (dBuV/m)	Compared to Spec. (dB)
3829.545	70.8	37.3	1.2	31.2	8.4	0.0	Horz	PK	0.0	73.1	82.2	-9.1
3857.673	70.2	37.4	1.2	31.3	8.5	0.0	Vert	PK	0.0	72.6	82.2	-9.6
7665.560	37.8	37.6	1.2	37.3	12.3	0.0	Horz	PK	0.0	49.8	82.2	-32.4
7680.503	36.5	37.6	1.2	37.3	12.3	0.0	Vert	PK	0.0	48.5	82.2	-33.7
4082.701	43.9	37.2	1.2	31.8	9.1	0.0	Horz	PK	0.0	47.6	82.2	-34.6

Freq (MHz)	Amplitude (dBuV)	Preamp (dB)	Antenna Height (meters)	Transducer (dB/m)	Cable (dB)	External Attenuation (dB)	Polarity/ Transducer Type	Detector	Distance Adjustment (dB)	Adjusted (dBuV/m)	Spec. Limit (dBuV/m)	Compared to Spec. (dB)
8104.188	34.2	37.5	1.2	37.1	13.0	0.0	Horz	PK	0.0	46.8	82.2	-35.4
8094.518	33.7	37.5	1.2	37.1	13.0	0.0	Vert	PK	0.0	46.3	82.2	-35.9
4080.942	42.3	37.2	1.2	31.8	9.1	0.0	Vert	PK	0.0	46.0	82.2	-36.2
4004.468	42.2	37.3	1.2	31.6	8.9	0.0	Vert	PK	0.0	45.4	82.2	-36.8
4090.612	38.2	37.2	1.2	31.8	9.1	0.0	Horz	PK	0.0	41.9	82.2	-40.3
1375.339	48.9	38.5	1.2	25.5	5.0	0.0	Vert	PK	0.0	40.9	82.2	-41.3
1375.339	48.1	38.5	1.2	25.5	5.0	0.0	Horz	PK	0.0	40.1	82.2	-42.1
4029.081	36.4	37.3	1.2	31.7	8.9	0.0	Horz	PK	0.0	39.7	82.2	-42.5
4091.491	35.4	37.2	1.2	31.8	9.1	0.0	Vert	PK	0.0	39.1	82.2	-43.1
3187.865	37.6	38.7	1.2	29.7	7.7	0.0	Horz	PK	0.0	36.3	82.2	-45.9
3312.685	36.6	38.2	1.2	30.0	7.9	0.0	Horz	PK	0.0	36.3	82.2	-45.9
3187.865	37.0	38.7	1.2	29.7	7.7	0.0	Vert	PK	0.0	35.7	82.2	-46.5
3062.166	37.2	38.8	1.2	29.4	7.7	0.0	Horz	PK	0.0	35.5	82.2	-46.7
3063.045	36.9	38.8	1.2	29.4	7.7	0.0	Vert	PK	0.0	35.2	82.2	-47.0
2070.639	36.7	39.6	1.2	29.2	6.0	0.0	Horz	PK	0.0	32.3	82.2	-49.9
2039.873	36.3	39.5	1.2	29.3	6.0	0.0	Vert	PK	0.0	32.1	82.2	-50.1
1200.415	40.9	38.4	1.2	24.8	4.7	0.0	Horz	PK	0.0	32.0	82.2	-50.2
1124.820	40.8	38.4	1.2	24.3	4.6	0.0	Vert	PK	0.0	31.3	82.2	-50.9
1200.415	39.2	38.4	1.2	24.8	4.7	0.0	Vert	PK	0.0	30.3	82.2	-51.9
1813.088	37.5	39.2	1.2	25.8	5.6	0.0	Vert	PK	0.0	29.7	82.2	-52.5
1249.640	37.9	38.4	1.2	25.1	4.8	0.0	Horz	PK	0.0	29.4	82.2	-52.8
1124.820	38.8	38.4	1.2	24.3	4.6	0.0	Horz	PK	0.0	29.3	82.2	-52.9

SPURIOUS RADIATED EMISSIONS

EmiR5 2021.05.14.0 PSA-ESCI 2021.03.17.0

Work Order:	NOKI0028	**Date:**	2021-06-25	FOR REFERENCE ONLY	
Project:	None	**Temperature:**	21.1 °C		
Job Site:	TX02	**Humidity:**	57.3% RH		
Serial Number:	YK211100168	**Barometric Pres.:**	1017 mbar	**Tested by:**	Brandon Hobbs
EUT:	AZQW				
Configuration:	5				
Customer:	Nokia Solutions and Networks				
Attendees:	David Le, John Rattanavong				
EUT Power:	54VDC				
Operating Mode:	5G NR, All ports on and terminated, Continuous Tx, Power levels provided in table noted in Power table. Multi mode, NR 40 Mid Channel 3840 MHz, QPSK				
Deviations:	None				
Comments:	The EUT in normally operating orientation.				

Test Specifications	**Test Method**
FCC 27.53:2021	ANSI C63.26:2015

Run #	5	**Test Distance (m)**	3	**Antenna Height(s)**	1.25 (m)	**Results**	Evaluation

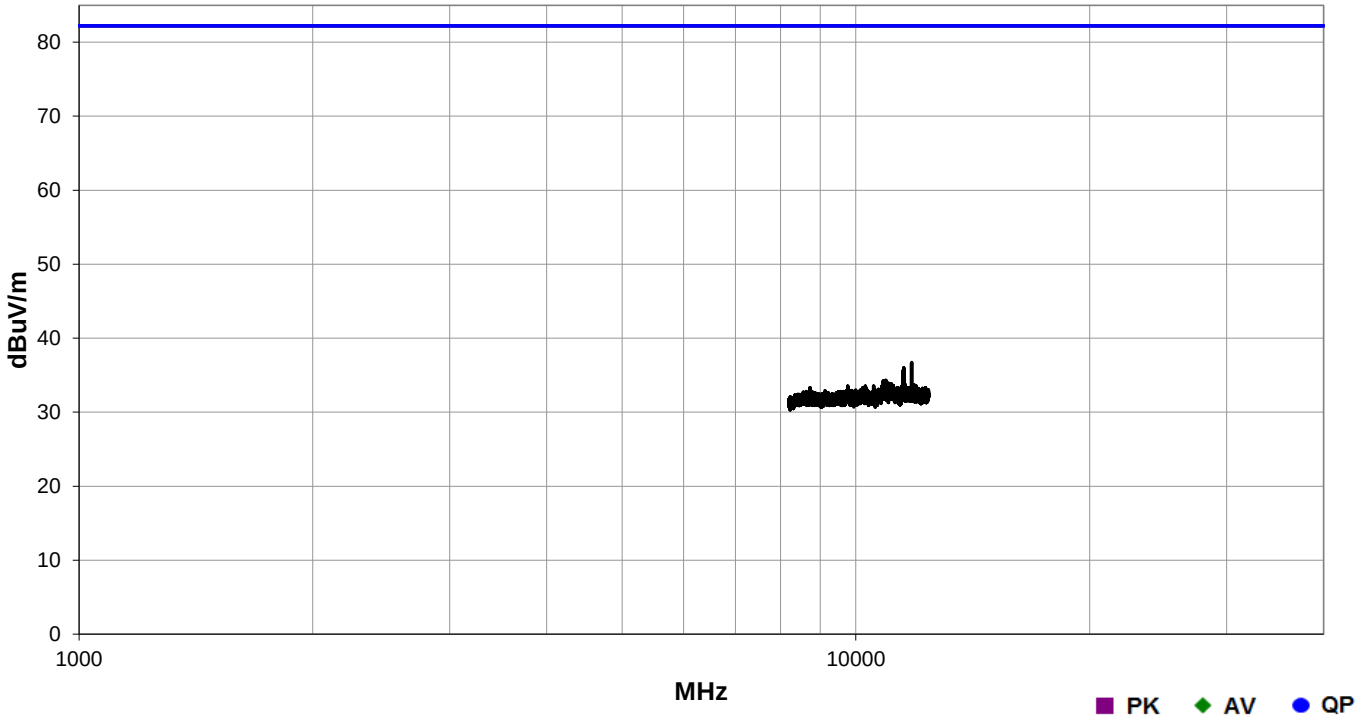

Freq (MHz)	Amplitude (dBuV)	Preamp (dB)	Antenna Height (meters)	Transducer (dB/m)	Cable (dB)	External Attenuation (dB)	Polarity/ Transducer Type	Detector	Distance Adjustment (dB)	Adjusted (dBuV/m)	Spec. Limit (dBuV/m)	Compared to Spec. (dB)
11796.480	40.4	53.1	1.2	33.6	15.8	0.0	Horz	PK	0.0	36.7	82.2	-45.5
11526.260	40.3	53.4	1.2	33.5	15.6	0.0	Horz	PK	0.0	36.0	82.2	-46.2
11519.080	40.0	53.4	1.2	33.5	15.6	0.0	Vert	PK	0.0	35.7	82.2	-46.5
10931.460	38.5	52.9	1.2	33.5	15.2	0.0	Horz	PK	0.0	34.3	82.2	-47.9
11077.600	38.0	53.0	1.2	33.5	15.3	0.0	Vert	PK	0.0	33.8	82.2	-48.4

SPURIOUS RADIATED EMISSIONS

EmiR5 2021.05.14.0 PSA-ESCI 2021.03.17.0

Work Order:	NOKI0028	**Date:**	2021-06-25	FOR REFERENCE ONLY	
Project:	None	**Temperature:**	21.1 °C		
Job Site:	TX02	**Humidity:**	57.3% RH		
Serial Number:	YK211100168	**Barometric Pres.:**	1017 mbar	**Tested by:**	Brandon Hobbs
EUT:	AZQW				
Configuration:	5				
Customer:	Nokia Solutions and Networks				
Attendees:	David Le, John Rattanavong				
EUT Power:	54VDC				
Operating Mode:	5G NR, All ports on and terminated, Continuous Tx, Power levels provided in table noted in Power table. Multi mode, NR 40 Mid Channel 3840 MHz, QPSK				
Deviations:	None				
Comments:	The EUT in normally operating orientation.				

Test Specifications	**Test Method**
FCC 27.53:2021	ANSI C63.26:2015

Run #	6	**Test Distance (m)**	3	**Antenna Height(s)**	1.25 (m)	**Results**	Evaluation

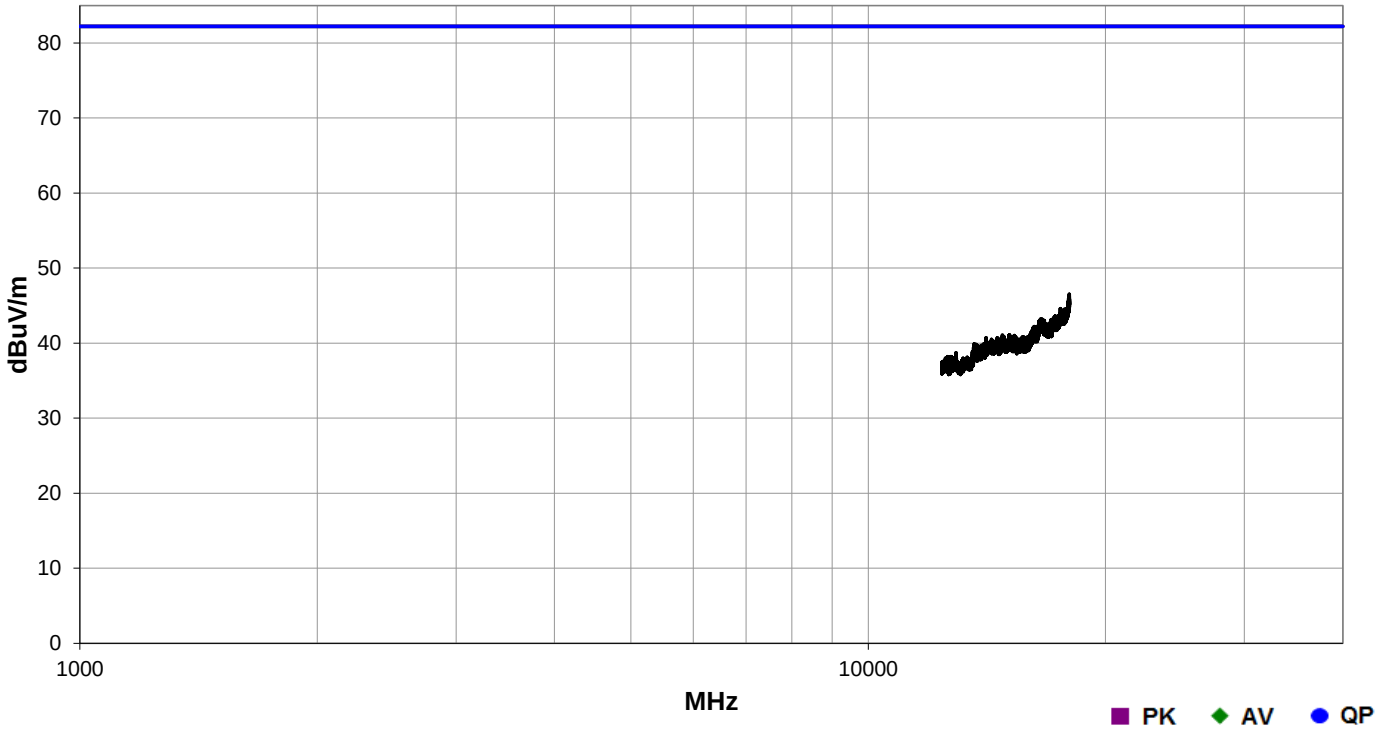

Freq (MHz)	Amplitude (dBuV)	Preamp (dB)	Antenna Height (meters)	Transducer (dB/m)	Cable (dB)	External Attenuation (dB)	Polarity/ Transducer Type	Detector	Distance Adjustment (dB)	Adjusted (dBuV/m)	Spec. Limit (dBuV/m)	Compared to Spec. (dB)
17993.850	30.4	42.7	1.2	37.3	21.5	0.0	Horz	PK	0.0	46.5	82.2	-35.7
17991.800	29.9	42.7	1.2	37.3	21.5	0.0	Vert	PK	0.0	46.0	82.2	-36.2
12921.650	32.0	47.4	1.2	37.0	17.1	0.0	Vert	PK	0.0	38.7	82.2	-43.5

SPURIOUS RADIATED EMISSIONS

EmiR5 2021.05.14.0 PSA-ESCI 2021.03.17.0

Work Order:	NOKI0028	**Date:**	2021-06-25	FOR REFERENCE ONLY	
Project:	None	**Temperature:**	21.1 °C		
Job Site:	TX02	**Humidity:**	57.3% RH		
Serial Number:	YK211100168	**Barometric Pres.:**	1017 mbar	**Tested by:**	Brandon Hobbs
EUT:	AZQW				
Configuration:	5				
Customer:	Nokia Solutions and Networks				
Attendees:	David Le, John Rattanavong				
EUT Power:	54VDC				
Operating Mode:	5G NR, All ports on and terminated, Continuous Tx, Power levels provided in table noted in Power table. Multi mode, NR 40 Low Channel 3720 MHz, QPSK				
Deviations:	None				
Comments:	The EUT in normally operating orientation.				

Test Specifications	**Test Method**
FCC 27.53:2021	ANSI C63.26:2015

Run #	7	**Test Distance (m)**	3	**Antenna Height(s)**	1.25 (m)	**Results**	Evaluation

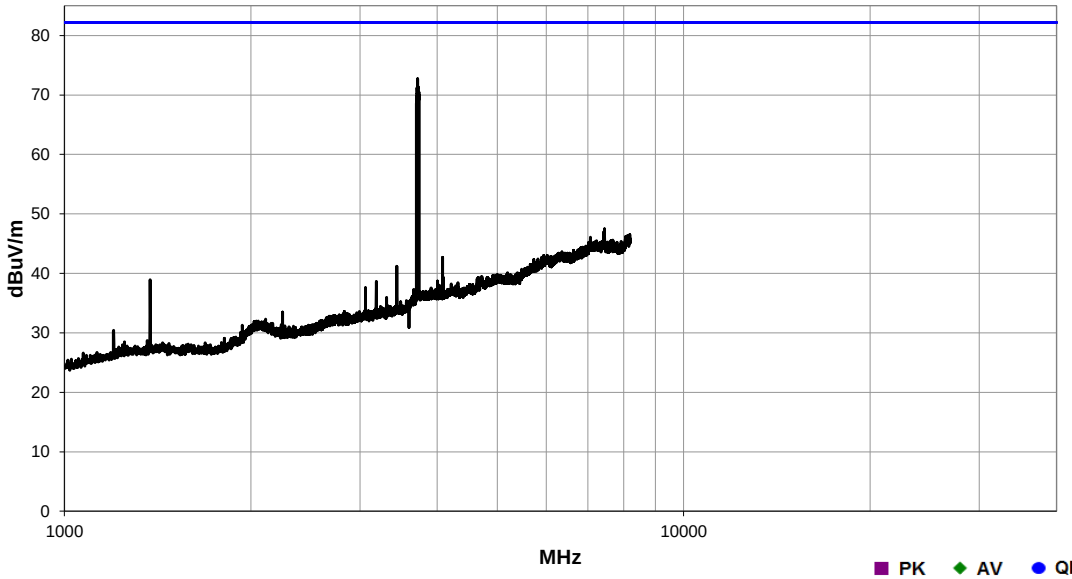

Freq (MHz)	Amplitude (dBuV)	Preamp (dB)	Antenna Height (meters)	Transducer (dB/m)	Cable (dB)	External Attenuation (dB)	Polarity/ Transducer Type	Detector	Distance Adjustment (dB)	Adjusted (dBuV/m)	Spec. Limit (dBuV/m)	Compared to Spec. (dB)
3717.910	70.9	37.4	1.2	30.8	8.4	0.0	Vert	PK	0.0	72.7	82.2	-9.5
3731.095	66.1	37.3	1.2	30.8	8.4	0.0	Horz	PK	0.0	68.0	82.2	-14.2
7450.201	35.4	37.7	1.2	37.5	12.3	0.0	Vert	PK	0.0	47.5	82.2	-34.7
7434.379	34.8	37.7	1.2	37.5	12.3	0.0	Horz	PK	0.0	46.9	82.2	-35.3
8183.299	33.3	37.6	1.2	37.2	13.6	0.0	Horz	PK	0.0	46.5	82.2	-35.7
8141.985	33.5	37.4	1.2	37.1	13.1	0.0	Vert	PK	0.0	46.3	82.2	-35.9
4079.184	39.0	37.2	1.2	31.8	9.1	0.0	Horz	PK	0.0	42.7	82.2	-39.5
3441.900	40.8	37.9	1.2	30.3	8.0	0.0	Vert	PK	0.0	41.2	82.2	-41.0
4079.184	36.0	37.2	1.2	31.8	9.1	0.0	Vert	PK	0.0	39.7	82.2	-42.5
4088.854	35.6	37.2	1.2	31.8	9.1	0.0	Vert	PK	0.0	39.3	82.2	-42.9
1375.339	46.9	38.5	1.2	25.5	5.0	0.0	Vert	PK	0.0	38.9	82.2	-43.3
4002.710	35.5	37.3	1.2	31.6	8.9	0.0	Horz	PK	0.0	38.7	82.2	-43.5
3187.865	39.9	38.7	1.2	29.7	7.7	0.0	Horz	PK	0.0	38.6	82.2	-43.6
3062.166	39.3	38.8	1.2	29.4	7.7	0.0	Horz	PK	0.0	37.6	82.2	-44.6
1375.339	45.0	38.5	1.2	25.5	5.0	0.0	Horz	PK	0.0	37.0	82.2	-45.2
3187.865	38.3	38.7	1.2	29.7	7.7	0.0	Vert	PK	0.0	37.0	82.2	-45.2
3312.685	36.2	38.2	1.2	30.0	7.9	0.0	Vert	PK	0.0	35.9	82.2	-46.3
3312.685	35.8	38.2	1.2	30.0	7.9	0.0	Horz	PK	0.0	35.5	82.2	-46.7
3063.045	37.2	38.8	1.2	29.4	7.7	0.0	Vert	PK	0.0	35.5	82.2	-46.7
2249.957	39.4	40.0	1.2	27.8	6.3	0.0	Vert	PK	0.0	33.5	82.2	-48.7
2111.952	37.0	39.7	1.2	29.0	6.0	0.0	Horz	PK	0.0	32.3	82.2	-49.9
2039.873	36.2	39.5	1.2	29.3	6.0	0.0	Vert	PK	0.0	32.0	82.2	-50.2
1937.907	37.6	39.3	1.2	27.2	5.8	0.0	Vert	PK	0.0	31.3	82.2	-50.9
1200.415	39.3	38.4	1.2	24.8	4.7	0.0	Vert	PK	0.0	30.4	82.2	-51.8
1199.536	38.1	38.4	1.2	24.8	4.7	0.0	Horz	PK	0.0	29.2	82.2	-53.0

SPURIOUS RADIATED EMISSIONS

EmiR5 2021.05.14.0 PSA-ESCI 2021.03.17.0

Work Order:	NOKI0028	**Date:**	2021-06-25	FOR REFERENCE ONLY	
Project:	None	**Temperature:**	21.1 °C		
Job Site:	TX02	**Humidity:**	57.3% RH		
Serial Number:	YK211100168	**Barometric Pres.:**	1017 mbar	**Tested by:**	Brandon Hobbs
EUT:	AZQW				
Configuration:	5				
Customer:	Nokia Solutions and Networks				
Attendees:	David Le, John Rattanavong				
EUT Power:	54VDC				
Operating Mode:	5G NR, All ports on and terminated, Continuous Tx, Power levels provided in table noted in Power table. Multi mode, NR 40 Low Channel 3720 MHz, QPSK				
Deviations:	None				
Comments:	The EUT in normally operating orientation.				

Test Specifications	**Test Method**
FCC 27.53:2021	ANSI C63.26:2015

Run #	8	**Test Distance (m)**	3	**Antenna Height(s)**	1.25 (m)	**Results**	Evaluation

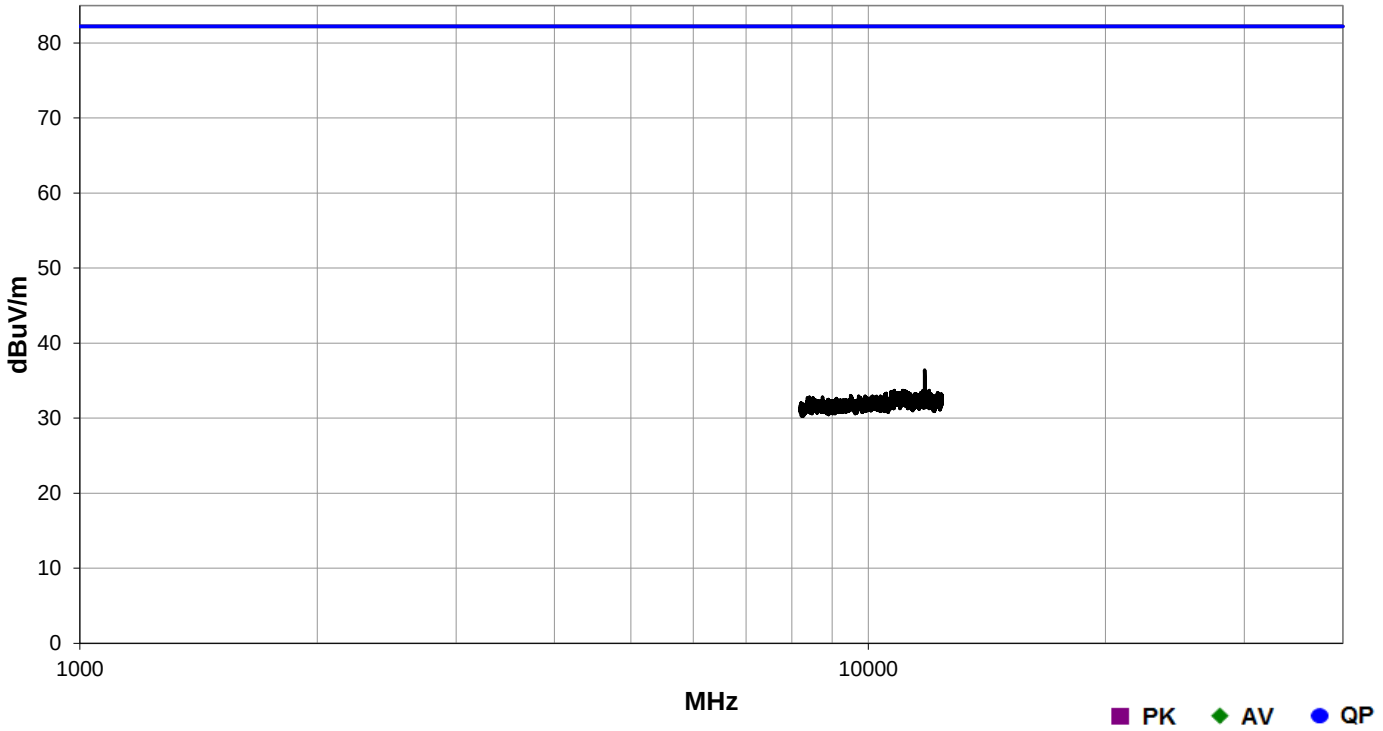

Freq (MHz)	Amplitude (dBuV)	Preamp (dB)	Antenna Height (meters)	Transducer (dB/m)	Cable (dB)	External Attenuation (dB)	Polarity/ Transducer Type	Detector	Distance Adjustment (dB)	Adjusted (dBuV/m)	Spec. Limit (dBuV/m)	Compared to Spec. (dB)
11796.480	40.1	53.1	1.2	33.6	15.8	0.0	Horz	PK	0.0	36.4	82.2	-45.8
11107.340	37.9	53.1	1.2	33.5	15.3	0.0	Vert	PK	0.0	33.6	82.2	-48.6

SPURIOUS RADIATED EMISSIONS

EmiR5 2021.05.14.0 PSA-ESCI 2021.03.17.0

Work Order:	NOKI0028	**Date:**	2021-06-25	FOR REFERENCE ONLY	
Project:	None	**Temperature:**	21.1 °C		
Job Site:	TX02	**Humidity:**	57.3% RH		
Serial Number:	YK211100168	**Barometric Pres.:**	1017 mbar	**Tested by:**	Brandon Hobbs
EUT:	AZQW				
Configuration:	5				
Customer:	Nokia Solutions and Networks				
Attendees:	David Le, John Rattanavong				
EUT Power:	54VDC				
Operating Mode:	5G NR, All ports on and terminated, Continuous Tx, Power levels provided in table noted in Power table. Multi mode, NR 40 Low Channel 3720 MHz, QPSK				
Deviations:	None				
Comments:	The EUT in normally operating orientation.				

Test Specifications	**Test Method**
FCC 27.53:2021	ANSI C63.26:2015

Run #	9	**Test Distance (m)**	3	**Antenna Height(s)**	1.25 (m)	**Results**	Evaluation

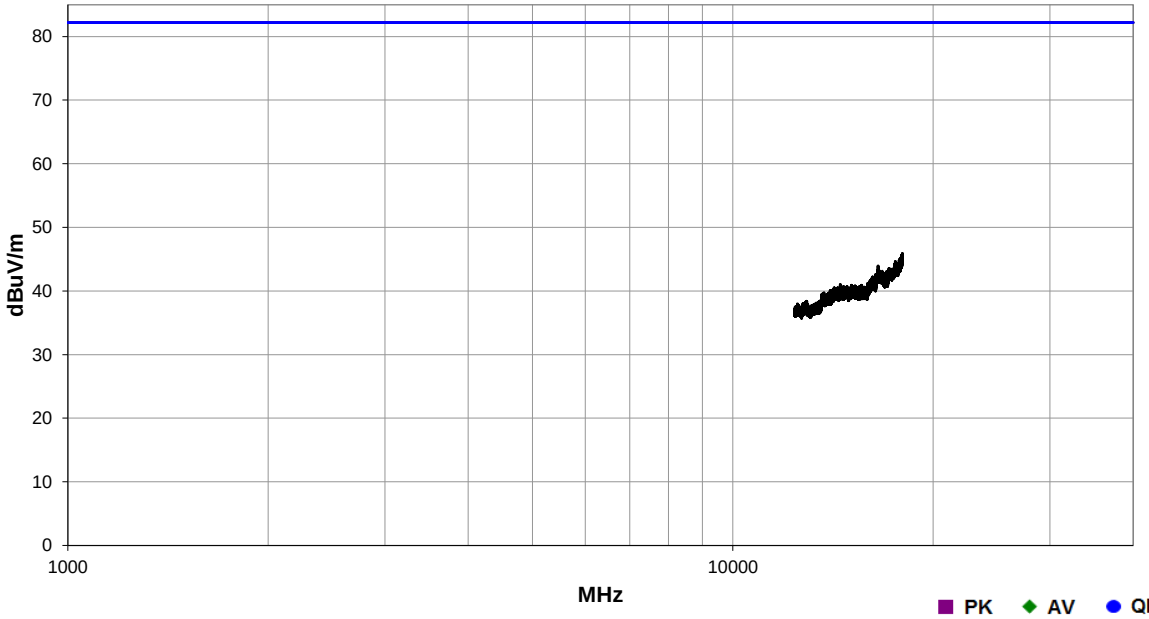

Freq (MHz)	Amplitude (dBuV)	Preamp (dB)	Antenna Height (meters)	Transducer (dB/m)	Cable (dB)	External Attenuation (dB)	Polarity/ Transducer Type	Detector	Distance Adjustment (dB)	Adjusted (dBuV/m)	Spec. Limit (dBuV/m)	Compared to Spec. (dB)
17986.330	29.9	42.8	1.2	37.3	21.5	0.0	Vert	PK	0.0	45.9	82.2	-36.3
17997.270	29.6	42.6	1.2	37.3	21.5	0.0	Horz	PK	0.0	45.8	82.2	-36.4
16530.780	30.8	44.9	1.2	37.2	20.8	0.0	Vert	PK	0.0	43.9	82.2	-38.3

SPURIOUS RADIATED EMISSIONS

EmiR5 2021.05.14.0 PSA-ESCI 2021.03.17.0

Work Order:	NOKI0028	**Date:**	2021-06-25	FOR REFERENCE ONLY	
Project:	None	**Temperature:**	21.1 °C		
Job Site:	TX02	**Humidity:**	57.3% RH		
Serial Number:	YK211100168	**Barometric Pres.:**	1017 mbar	**Tested by:**	Brandon Hobbs
EUT:	AZQW				
Configuration:	5				
Customer:	Nokia Solutions and Networks				
Attendees:	David Le, John Rattanavong				
EUT Power:	54VDC				
Operating Mode:	5G NR, All ports on and terminated, Continuous Tx, Power levels provided in table noted in Power table. Multi mode, NR 40 High Channel 3960 MHz, QPSK				
Deviations:	None				
Comments:	The EUT in normally operating orientation.				

Test Specifications	**Test Method**
FCC 27.53:2021	ANSI C63.26:2015

Run #	10	**Test Distance (m)**	3	**Antenna Height(s)**	1.25 (m)	**Results**	Evaluation

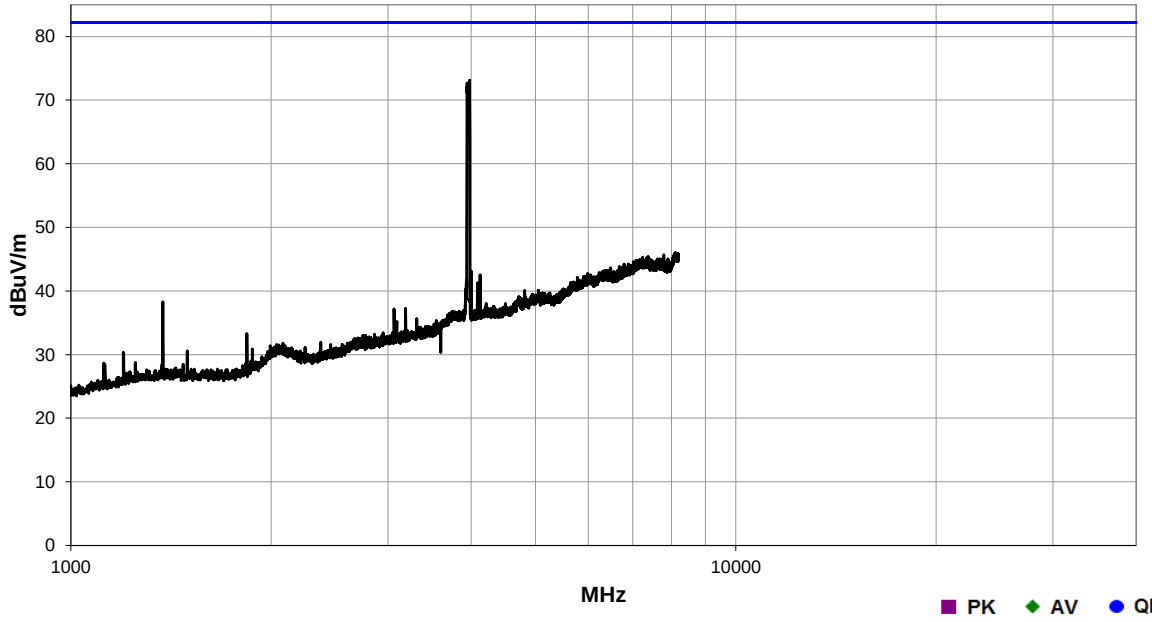

Freq (MHz)	Amplitude (dBuV)	Preamp (dB)	Antenna Height (meters)	Transducer (dB/m)	Cable (dB)	External Attenuation (dB)	Polarity/ Transducer Type	Detector	Distance Adjustment (dB)	Adjusted (dBuV/m)	Spec. Limit (dBuV/m)	Compared to Spec. (dB)
3976.340	70.1	37.4	1.2	31.6	8.8	0.0	Vert	PK	0.0	73.1	82.2	-9.1
3943.816	69.9	37.4	1.2	31.5	8.7	0.0	Horz	PK	0.0	72.7	82.2	-9.5
8098.034	33.4	37.5	1.2	37.1	13.0	0.0	Vert	PK	0.0	46.0	82.2	-36.2
8185.057	32.7	37.6	1.2	37.2	13.6	0.0	Horz	PK	0.0	45.9	82.2	-36.3
4001.831	39.9	37.3	1.2	31.6	8.9	0.0	Vert	PK	0.0	43.1	82.2	-39.1
4125.772	38.7	37.2	1.2	31.8	9.2	0.0	Horz	PK	0.0	42.5	82.2	-39.7
4087.096	37.6	37.2	1.2	31.8	9.1	0.0	Horz	PK	0.0	41.3	82.2	-40.9
4814.919	34.4	37.0	1.2	32.7	10.0	0.0	Vert	PK	0.0	40.1	82.2	-42.1
4002.710	36.6	37.3	1.2	31.6	8.9	0.0	Horz	PK	0.0	39.8	82.2	-42.4
4087.096	35.5	37.2	1.2	31.8	9.1	0.0	Vert	PK	0.0	39.2	82.2	-43.0
1374.460	46.3	38.5	1.2	25.5	5.0	0.0	Vert	PK	0.0	38.3	82.2	-43.9
1375.339	45.9	38.5	1.2	25.5	5.0	0.0	Horz	PK	0.0	37.9	82.2	-44.3
3187.865	38.6	38.7	1.2	29.7	7.7	0.0	Horz	PK	0.0	37.3	82.2	-44.9
3062.166	38.9	38.8	1.2	29.4	7.7	0.0	Horz	PK	0.0	37.2	82.2	-45.0
3187.865	38.0	38.7	1.2	29.7	7.7	0.0	Vert	PK	0.0	36.7	82.2	-45.5
3312.685	35.9	38.2	1.2	30.0	7.9	0.0	Horz	PK	0.0	35.6	82.2	-46.6
3062.166	37.2	38.8	1.2	29.4	7.7	0.0	Vert	PK	0.0	35.5	82.2	-46.7
3091.173	36.8	38.7	1.2	29.4	7.7	0.0	Horz	PK	0.0	35.2	82.2	-47.0
1839.458	40.8	39.1	1.2	25.9	5.7	0.0	Vert	PK	0.0	33.3	82.2	-48.9
2375.656	37.7	40.0	1.2	27.6	6.6	0.0	Vert	PK	0.0	31.9	82.2	-50.3

SPURIOUS RADIATED EMISSIONS

EmiR5 2021.05.14.0 PSA-ESCI 2021.03.17.0

Work Order:	NOKI0028	**Date:**	2021-06-25	FOR REFERENCE ONLY	
Project:	None	**Temperature:**	21.1 °C		
Job Site:	TX02	**Humidity:**	57.3% RH		
Serial Number:	YK211100168	**Barometric Pres.:**	1017 mbar	**Tested by:**	Brandon Hobbs
EUT:	AZQW				
Configuration:	5				
Customer:	Nokia Solutions and Networks				
Attendees:	David Le, John Rattanavong				
EUT Power:	54VDC				
Operating Mode:	5G NR, All ports on and terminated, Continuous Tx, Power levels provided in table noted in Power table. Multi mode, NR 40 High Channel 3960 MHz, QPSK				
Deviations:	None				
Comments:	The EUT in normally operating orientation.				

Test Specifications	**Test Method**
FCC 27.53:2021	ANSI C63.26:2015

Run #	11	**Test Distance (m)**	3	**Antenna Height(s)**	1.25 (m)	**Results**	Evaluation

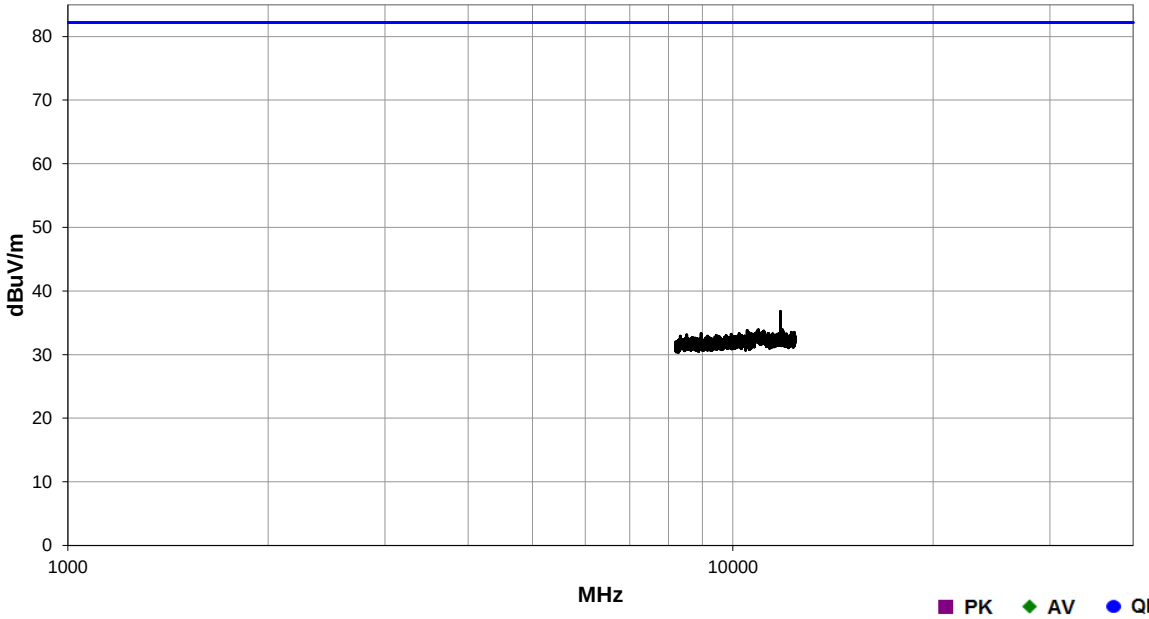

Freq (MHz)	Amplitude (dBuV)	Preamp (dB)	Antenna Height (meters)	Transducer (dB/m)	Cable (dB)	External Attenuation (dB)	Polarity/ Transducer Type	Detector	Distance Adjustment (dB)	Adjusted (dBuV/m)	Spec. Limit (dBuV/m)	Compared to Spec. (dB)
11796.480	40.5	53.1	1.2	33.6	15.8	0.0	Horz	PK	0.0	36.8	82.2	-45.4
10929.410	38.1	52.9	1.2	33.5	15.2	0.0	Vert	PK	0.0	33.9	82.2	-48.3
10509.970	38.4	52.8	1.2	33.5	14.7	0.0	Horz	PK	0.0	33.8	82.2	-48.4
8957.343	38.7	52.3	1.2	33.4	13.5	0.0	Vert	PK	0.0	33.3	82.2	-48.9

SPURIOUS RADIATED EMISSIONS

EmiR5 2021.05.14.0 PSA-ESCI 2021.03.17.0

Work Order:	NOKI0028	**Date:**	2021-06-25	FOR REFERENCE ONLY	
Project:	None	**Temperature:**	21.1 °C		
Job Site:	TX02	**Humidity:**	57.3% RH		
Serial Number:	YK211100168	**Barometric Pres.:**	1017 mbar	**Tested by:**	Brandon Hobbs
EUT:	AZQW				
Configuration:	5				
Customer:	Nokia Solutions and Networks				
Attendees:	David Le, John Rattanavong				
EUT Power:	54VDC				
Operating Mode:	5G NR, All ports on and terminated, Continuous Tx, Power levels provided in table noted in Power table. Multi mode, NR 40 High Channel 3960 MHz, QPSK				
Deviations:	None				
Comments:	The EUT in normally operating orientation.				

Test Specifications	**Test Method**
FCC 27.53:2021	ANSI C63.26:2015

Run #	12	**Test Distance (m)**	3	**Antenna Height(s)**	1.25 (m)	**Results**	Evaluation

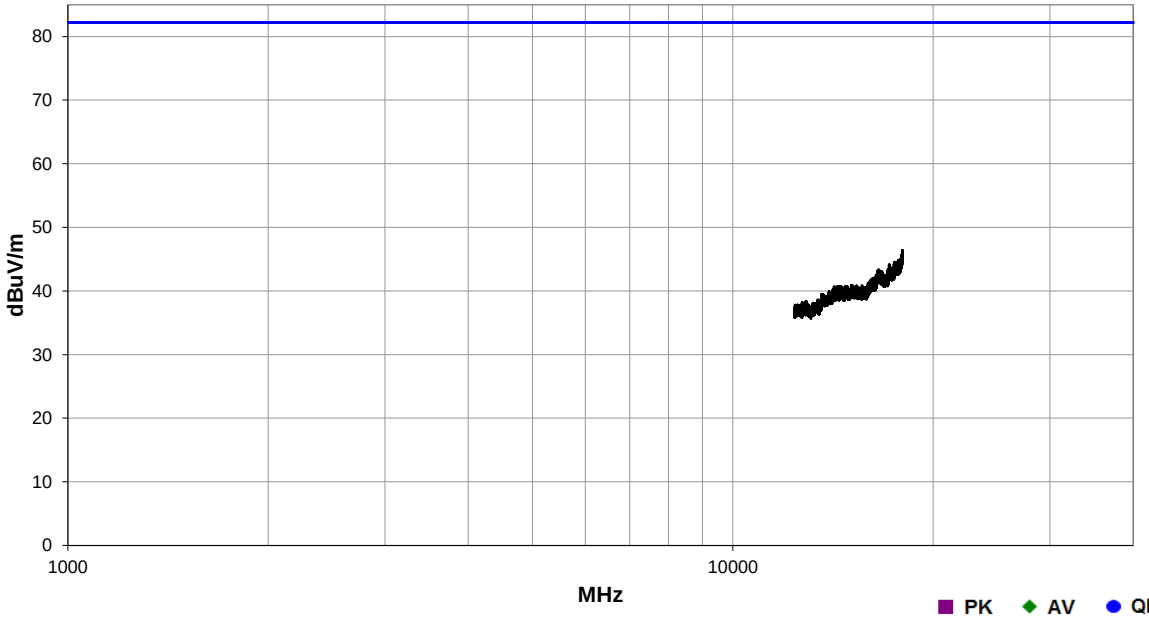

Freq (MHz)	Amplitude (dBuV)	Preamp (dB)	Antenna Height (meters)	Transducer (dB/m)	Cable (dB)	External Attenuation (dB)	Polarity/ Transducer Type	Detector	Distance Adjustment (dB)	Adjusted (dBuV/m)	Spec. Limit (dBuV/m)	Compared to Spec. (dB)
17987.690	30.4	42.8	1.2	37.3	21.5	0.0	Vert	PK	0.0	46.4	82.2	-35.8
17991.110	29.8	42.7	1.2	37.3	21.5	0.0	Horz	PK	0.0	45.9	82.2	-36.3

SPURIOUS RADIATED EMISSIONS

EmiR5 2021.05.14.0 PSA-ESCI 2021.03.17.0

Work Order:	NOKI0028	**Date:**	2021-06-25	FOR REFERENCE ONLY	
Project:	None	**Temperature:**	21.1 °C		
Job Site:	TX02	**Humidity:**	57.3% RH		
Serial Number:	YK211100168	**Barometric Pres.:**	1017 mbar	**Tested by:**	Brandon Hobbs
EUT:	AZQW				
Configuration:	5				
Customer:	Nokia Solutions and Networks				
Attendees:	David Le, John Rattanavong				
EUT Power:	54VDC				
Operating Mode:	5G NR, All ports on and terminated, Continuous Tx, Power levels provided in table noted in Power table. Multi mode, NR 100 Mid Channel 3840 MHz, QPSK				
Deviations:	None				
Comments:	The EUT in normally operating orientation.				

Test Specifications	**Test Method**
FCC 27.53:2021	ANSI C63.26:2015

Run #	21	**Test Distance (m)**	3	**Antenna Height(s)**	1.25 (m)	**Results**	Evaluation

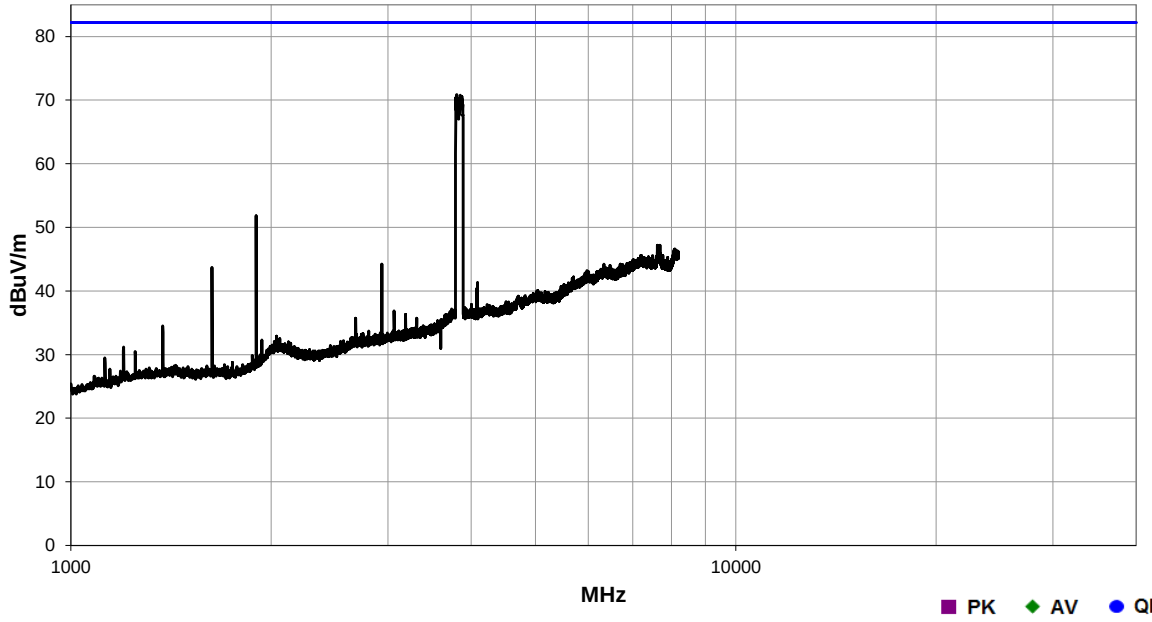

Freq (MHz)	Amplitude (dBuV)	Preamp (dB)	Antenna Height (meters)	Transducer (dB/m)	Cable (dB)	External Attenuation (dB)	Polarity/ Transducer Type	Detector	Distance Adjustment (dB)	Adjusted (dBuV/m)	Spec. Limit (dBuV/m)	Compared to Spec. (dB)
3806.690	68.7	37.3	1.2	31.1	8.4	0.0	Horz	PK	0.0	70.9	82.2	-11.3
3853.278	68.5	37.4	1.2	31.2	8.5	0.0	Vert	PK	0.0	70.8	82.2	-11.4
3853.278	68.3	37.4	1.2	31.2	8.5	0.0	Horz	PK	0.0	70.6	82.2	-11.6
3836.577	68.0	37.3	1.2	31.2	8.4	0.0	Horz	PK	0.0	70.3	82.2	-11.9
1899.231	58.6	39.2	1.2	26.6	5.8	0.0	Vert	PK	0.0	51.8	82.2	-30.4
7619.851	35.1	37.6	1.2	37.4	12.3	0.0	Horz	PK	0.0	47.2	82.2	-35.0
7691.930	35.2	37.6	1.2	37.3	12.3	0.0	Vert	PK	0.0	47.2	82.2	-35.0
8079.575	34.0	37.5	1.2	37.1	13.0	0.0	Vert	PK	0.0	46.6	82.2	-35.6
8105.067	33.8	37.5	1.2	37.1	13.0	0.0	Horz	PK	0.0	46.4	82.2	-35.8
2935.588	46.7	39.3	1.2	29.1	7.7	0.0	Vert	PK	0.0	44.2	82.2	-38.0
1630.253	51.6	38.8	1.2	25.5	5.4	0.0	Vert	PK	0.0	43.7	82.2	-38.5
4087.975	37.6	37.2	1.2	31.8	9.1	0.0	Horz	PK	0.0	41.3	82.2	-40.9
4080.942	36.7	37.2	1.2	31.8	9.1	0.0	Vert	PK	0.0	40.4	82.2	-41.8
3063.045	38.6	38.8	1.2	29.4	7.7	0.0	Horz	PK	0.0	36.9	82.2	-45.3
3186.986	37.6	38.7	1.2	29.7	7.7	0.0	Horz	PK	0.0	36.3	82.2	-45.9
3062.166	37.8	38.8	1.2	29.4	7.7	0.0	Vert	PK	0.0	36.1	82.2	-46.1
3312.685	36.0	38.2	1.2	30.0	7.9	0.0	Horz	PK	0.0	35.7	82.2	-46.5
2680.674	39.4	39.9	1.2	28.9	7.3	0.0	Vert	PK	0.0	35.7	82.2	-46.5
3186.986	36.9	38.7	1.2	29.7	7.7	0.0	Vert	PK	0.0	35.6	82.2	-46.6
3559.687	34.3	37.6	1.2	30.4	8.2	0.0	Vert	PK	0.0	35.3	82.2	-46.9

SPURIOUS RADIATED EMISSIONS

EmiR5 2021.05.14.0 PSA-ESCI 2021.03.17.0

Work Order:	NOKI0028	**Date:**	2021-06-25	FOR REFERENCE ONLY	
Project:	None	**Temperature:**	21.1 °C		
Job Site:	TX02	**Humidity:**	57.3% RH		
Serial Number:	YK211100168	**Barometric Pres.:**	1017 mbar	**Tested by:**	Brandon Hobbs
EUT:	AZQW				
Configuration:	5				
Customer:	Nokia Solutions and Networks				
Attendees:	David Le, John Rattanavong				
EUT Power:	54VDC				
Operating Mode:	5G NR, All ports on and terminated, Continuous Tx, Power levels provided in table noted in Power table. Multi mode, NR 100 Mid Channel 3840 MHz, QPSK				
Deviations:	None				
Comments:	The EUT in normally operating orientation.				

Test Specifications	**Test Method**
FCC 27.53:2021	ANSI C63.26:2015

Run #	22	**Test Distance (m)**	3	**Antenna Height(s)**	1.25 (m)	**Results**	Evaluation

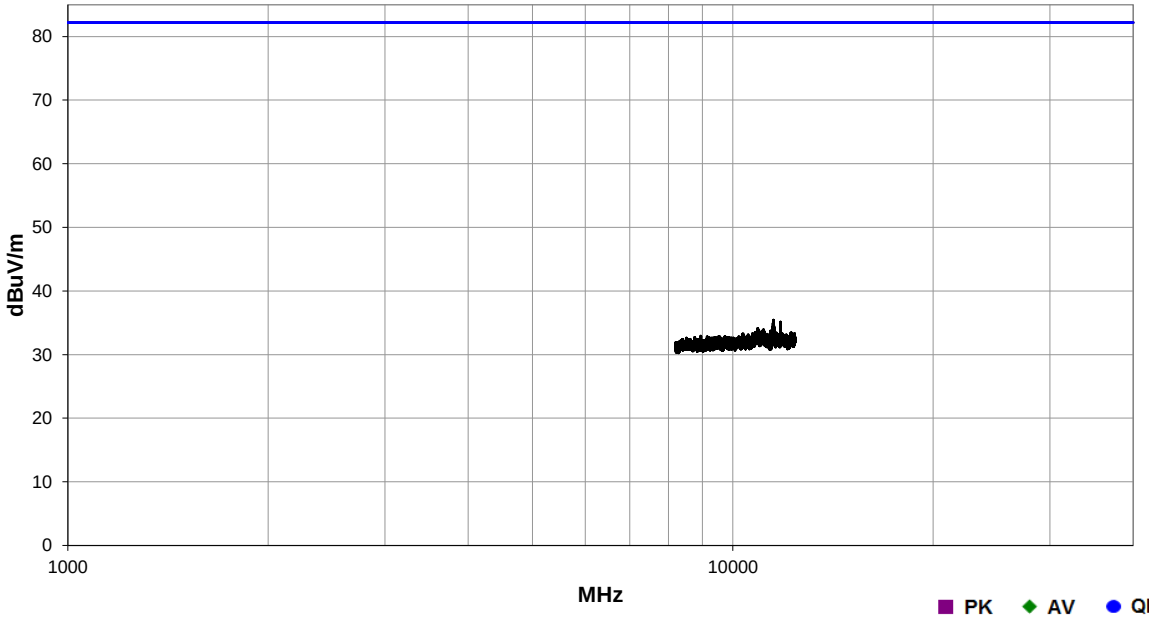

Freq (MHz)	Amplitude (dBuV)	Preamp (dB)	Antenna Height (meters)	Transducer (dB/m)	Cable (dB)	External Attenuation (dB)	Polarity/ Transducer Type	Detector	Distance Adjustment (dB)	Adjusted (dBuV/m)	Spec. Limit (dBuV/m)	Compared to Spec. (dB)
11505.750	39.7	53.4	1.2	33.5	15.6	0.0	Horz	PK	0.0	35.4	82.2	-46.8
11796.480	38.8	53.1	1.2	33.6	15.8	0.0	Horz	PK	0.0	35.1	82.2	-47.1
11512.420	38.5	53.4	1.2	33.5	15.6	0.0	Vert	PK	0.0	34.2	82.2	-48.0
10902.230	38.2	52.8	1.2	33.5	15.2	0.0	Horz	PK	0.0	34.1	82.2	-48.1
11121.180	38.2	53.1	1.2	33.5	15.3	0.0	Vert	PK	0.0	33.9	82.2	-48.3

SPURIOUS RADIATED EMISSIONS

EmiR5 2021.05.14.0 PSA-ESCI 2021.03.17.0

Work Order:	NOKI0028	**Date:**	2021-06-25	FOR REFERENCE ONLY	
Project:	None	**Temperature:**	21.1 °C		
Job Site:	TX02	**Humidity:**	57.3% RH		
Serial Number:	YK211100168	**Barometric Pres.:**	1017 mbar	**Tested by:**	Brandon Hobbs
EUT:	AZQW				
Configuration:	5				
Customer:	Nokia Solutions and Networks				
Attendees:	David Le, John Rattanavong				
EUT Power:	54VDC				
Operating Mode:	5G NR, All ports on and terminated, Continuous Tx, Power levels provided in table noted in Power table. Multi mode, NR 100 Mid Channel 3840 MHz, QPSK				
Deviations:	None				
Comments:	The EUT in normally operating orientation.				

Test Specifications	**Test Method**
FCC 27.53:2021	ANSI C63.26:2015

Run #	23	**Test Distance (m)**	3	**Antenna Height(s)**	1.25 (m)	**Results**	Evaluation

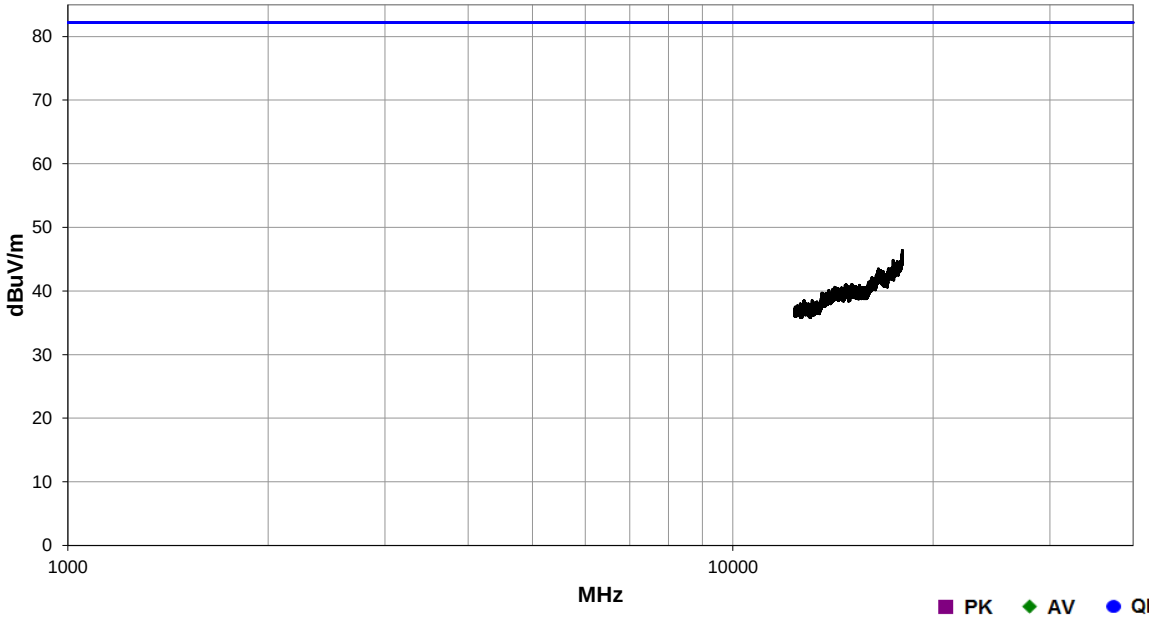

Freq (MHz)	Amplitude (dBuV)	Preamp (dB)	Antenna Height (meters)	Transducer (dB/m)	Cable (dB)	External Attenuation (dB)	Polarity/ Transducer Type	Detector	Distance Adjustment (dB)	Adjusted (dBuV/m)	Spec. Limit (dBuV/m)	Compared to Spec. (dB)
17993.850	30.3	42.7	1.2	37.3	21.5	0.0	Vert	PK	0.0	46.4	82.2	-35.8
17981.540	30.4	42.9	1.2	37.3	21.5	0.0	Horz	PK	0.0	46.3	82.2	-35.9
17414.090	32.0	44.8	1.2	37.2	20.4	0.0	Vert	PK	0.0	44.8	82.2	-37.4
16564.960	30.4	44.8	1.2	37.2	20.7	0.0	Vert	PK	0.0	43.5	82.2	-38.7
16561.540	30.2	44.8	1.2	37.2	20.7	0.0	Horz	PK	0.0	43.3	82.2	-38.9
12802.000	31.9	47.2	1.2	37.0	16.8	0.0	Horz	PK	0.0	38.5	82.2	-43.7

SPURIOUS RADIATED EMISSIONS

EmiR5 2021.05.14.0 PSA-ESCI 2021.03.17.0

Work Order:	NOKI0028	**Date:**	2021-06-25	FOR REFERENCE ONLY	
Project:	None	**Temperature:**	21.1 °C		
Job Site:	TX02	**Humidity:**	57.3% RH		
Serial Number:	YK211100168	**Barometric Pres.:**	1017 mbar	**Tested by:**	Brandon Hobbs
EUT:	AZQW				
Configuration:	5				
Customer:	Nokia Solutions and Networks				
Attendees:	David Le, John Rattanavong				
EUT Power:	54VDC				
Operating Mode:	5G NR, All ports on and terminated, Continuous Tx, Power levels provided in table noted in Power table. Multi mode, NR 100 Mid Channel 3840 MHz, QPSK				
Deviations:	None				
Comments:	The EUT in normally operating orientation.				

Test Specifications	**Test Method**
FCC 27.53:2021	ANSI C63.26:2015

Run #	26	**Test Distance (m)**	3	**Antenna Height(s)**	1.25 (m)	**Results**	Evaluation

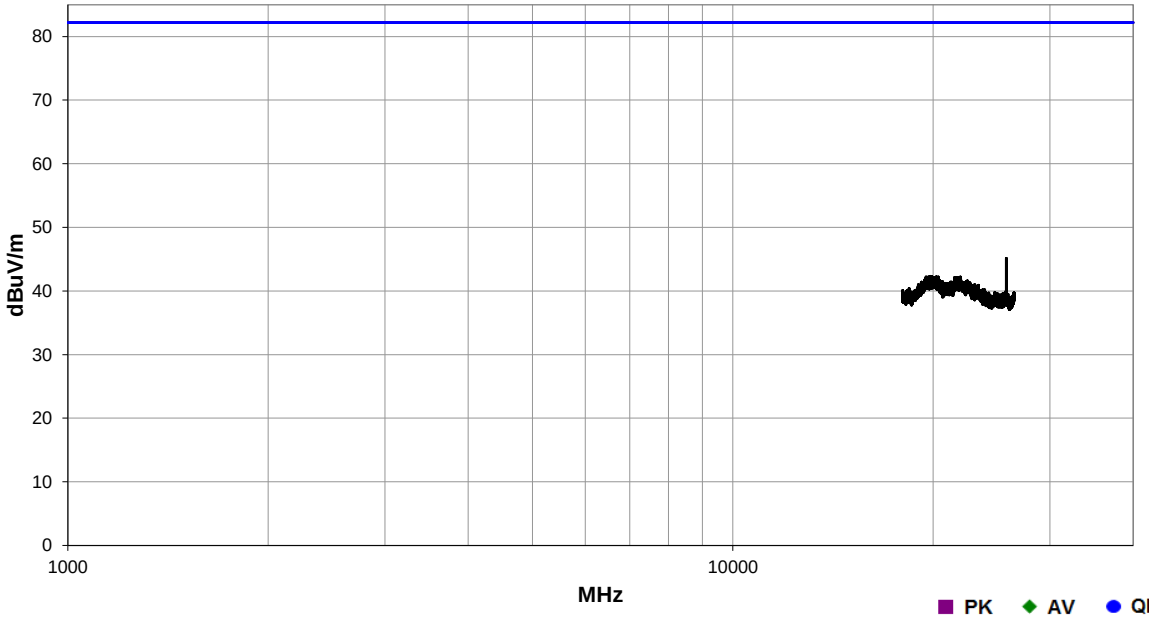

Freq (MHz)	Amplitude (dBuV)	Preamp (dB)	Antenna Height (meters)	Transducer (dB/m)	Cable (dB)	External Attenuation (dB)	Polarity/ Transducer Type	Detector	Distance Adjustment (dB)	Adjusted (dBuV/m)	Spec. Limit (dBuV/m)	Compared to Spec. (dB)
25780.860	55.1	55.1	1.2	40.6	4.5	0.0	Horz	PK	0.0	45.1	82.2	-37.1
19801.490	50.6	53.1	1.2	40.8	4.0	0.0	Vert	PK	0.0	42.3	82.2	-39.9
19785.920	50.6	53.1	1.2	40.8	3.9	0.0	Horz	PK	0.0	42.2	82.2	-40.0
21978.640	52.7	55.4	1.2	40.9	4.0	0.0	Vert	PK	0.0	42.2	82.2	-40.0
25781.890	51.5	55.1	1.2	40.6	4.5	0.0	Vert	PK	0.0	41.5	82.2	-40.7
18410.940	50.5	54.3	1.2	40.5	3.7	0.0	Horz	PK	0.0	40.4	82.2	-41.8

SPURIOUS RADIATED EMISSIONS

EmiR5 2021.05.14.0 PSA-ESCI 2021.03.17.0

Work Order:	NOKI0028	**Date:**	2021-06-25	FOR REFERENCE ONLY	
Project:	None	**Temperature:**	21.1 °C		
Job Site:	TX02	**Humidity:**	57.3% RH		
Serial Number:	YK211100168	**Barometric Pres.:**	1017 mbar	**Tested by:**	Brandon Hobbs
EUT:	AZQW				
Configuration:	5				
Customer:	Nokia Solutions and Networks				
Attendees:	David Le, John Rattanavong				
EUT Power:	54VDC				
Operating Mode:	5G NR, All ports on and terminated, Continuous Tx, Power levels provided in table noted in Power table. Multi mode, NR 100 Mid Channel 3840 MHz, QPSK				
Deviations:	None				
Comments:	The EUT in normally operating orientation.				

Test Specifications	**Test Method**
FCC 27.53:2021	ANSI C63.26:2015

Run #	27	**Test Distance (m)**	3	**Antenna Height(s)**	1.25 (m)	**Results**	Evaluation

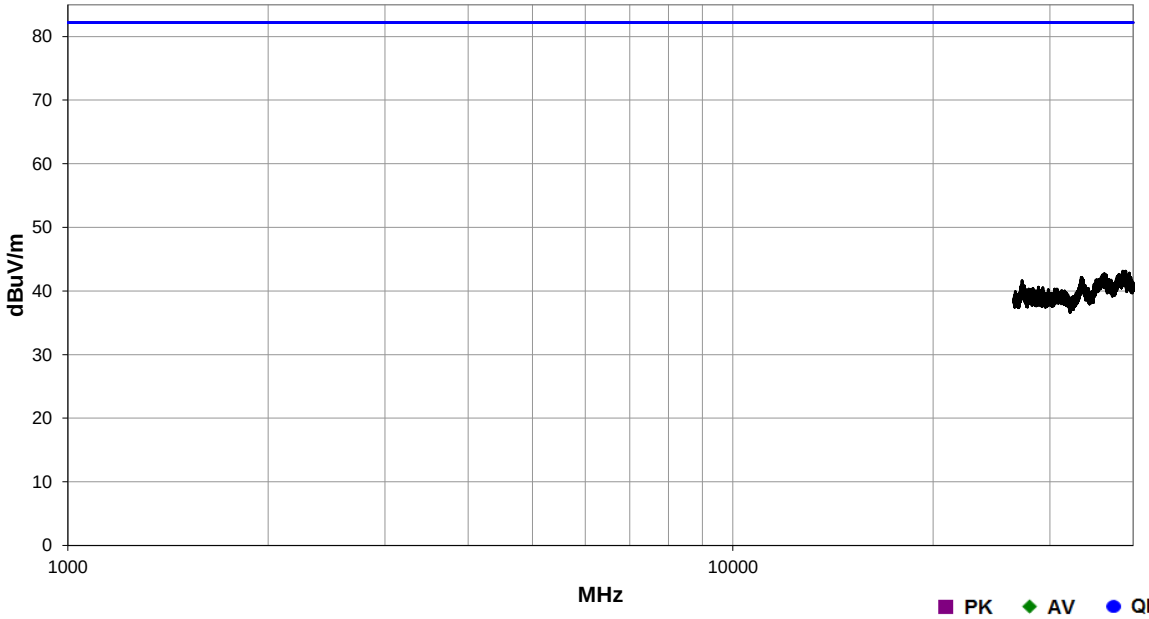

Freq (MHz)	Amplitude (dBuV)	Preamp (dB)	Antenna Height (meters)	Transducer (dB/m)	Cable (dB)	External Attenuation (dB)	Polarity/ Transducer Type	Detector	Distance Adjustment (dB)	Adjusted (dBuV/m)	Spec. Limit (dBuV/m)	Compared to Spec. (dB)
38622.880	50.0	54.4	1.2	42.3	5.2	0.0	Horz	PK	0.0	43.1	82.2	-39.1
38784.030	49.5	54.1	1.2	42.4	5.2	0.0	Vert	PK	0.0	43.0	82.2	-39.2
39448.170	49.5	54.0	1.2	42.3	5.0	0.0	Horz	PK	0.0	42.8	82.2	-39.4
36197.050	52.5	57.4	1.2	42.0	5.6	0.0	Vert	PK	0.0	42.7	82.2	-39.5
35973.630	52.4	57.4	1.2	42.0	5.4	0.0	Horz	PK	0.0	42.4	82.2	-39.8
33439.140	51.6	55.6	1.2	40.9	5.2	0.0	Vert	PK	0.0	42.1	82.2	-40.1
33478.210	51.3	55.5	1.2	40.9	5.2	0.0	Horz	PK	0.0	41.9	82.2	-40.3
27225.130	49.3	53.7	1.2	41.1	4.9	0.0	Horz	PK	0.0	41.6	82.2	-40.6
27172.570	48.8	53.8	1.2	41.0	4.9	0.0	Vert	PK	0.0	40.9	82.2	-41.3
28803.990	49.6	54.5	1.2	41.0	4.5	0.0	Vert	PK	0.0	40.6	82.2	-41.6
29252.230	50.0	55.3	1.2	41.2	4.6	0.0	Horz	PK	0.0	40.5	82.2	-41.7
28834.330	49.3	54.5	1.2	41.0	4.5	0.0	Horz	PK	0.0	40.3	82.2	-41.9

SPURIOUS RADIATED EMISSIONS

EmiR5 2021.05.14.0 PSA-ESCI 2021.03.17.0

Work Order:	NOKI0028	**Date:**	2021-06-25	FOR REFERENCE ONLY	
Project:	None	**Temperature:**	21.1 °C		
Job Site:	TX02	**Humidity:**	57.3% RH		
Serial Number:	YK211100168	**Barometric Pres.:**	1017 mbar	**Tested by:**	Brandon Hobbs
EUT:	AZQW				
Configuration:	5				
Customer:	Nokia Solutions and Networks				
Attendees:	David Le, John Rattanavong				
EUT Power:	54VDC				
Operating Mode:	5G NR, All ports on and terminated, Continuous Tx, Power levels provided in table noted in Power table. Multi mode, NR 40 Low Channel 3720 MHz, QPSK				
Deviations:	None				
Comments:	The EUT in normally operating orientation.				

Test Specifications	**Test Method**
FCC 27.53:2021	ANSI C63.26:2015

Run #	28	**Test Distance (m)**	3	**Antenna Height(s)**	1.25 (m)	**Results**	Evaluation

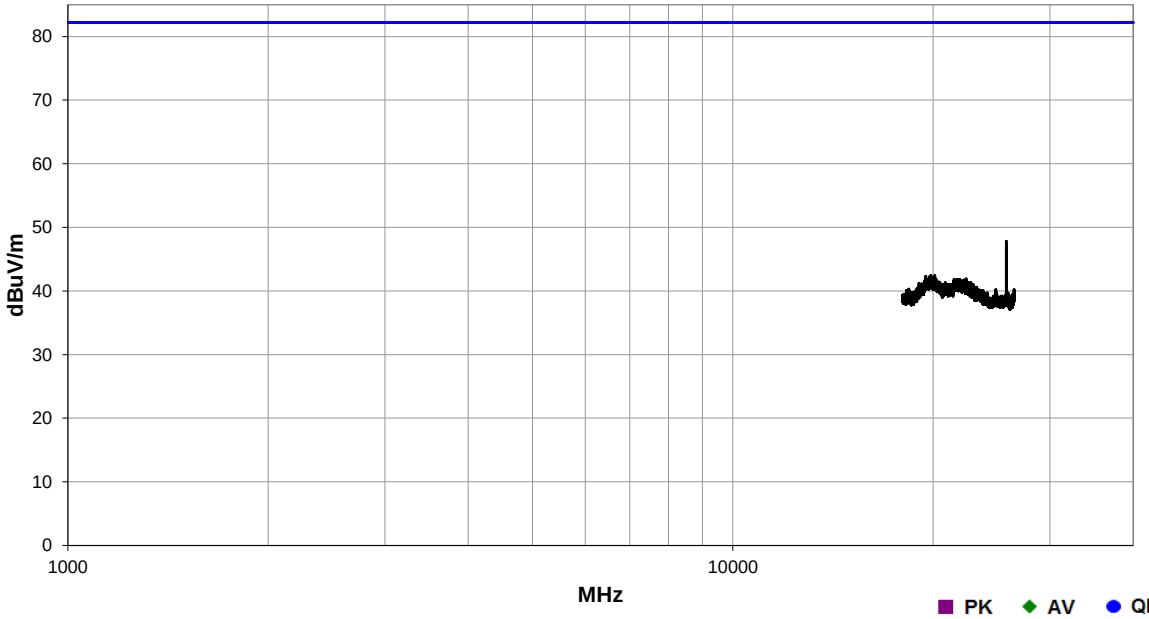

Freq (MHz)	Amplitude (dBuV)	Preamp (dB)	Antenna Height (meters)	Transducer (dB/m)	Cable (dB)	External Attenuation (dB)	Polarity/ Transducer Type	Detector	Distance Adjustment (dB)	Adjusted (dBuV/m)	Spec. Limit (dBuV/m)	Compared to Spec. (dB)
25780.860	57.8	55.1	1.2	40.6	4.5	0.0	Vert	PK	0.0	47.8	82.2	-34.4
25780.860	56.7	55.1	1.2	40.6	4.5	0.0	Horz	PK	0.0	46.7	82.2	-35.5
19847.150	50.8	53.3	1.2	40.8	4.1	0.0	Vert	PK	0.0	42.4	82.2	-39.8
19862.720	50.6	53.3	1.2	40.7	4.1	0.0	Horz	PK	0.0	42.1	82.2	-40.1
26483.400	49.5	54.7	1.2	41.0	4.4	0.0	Horz	PK	0.0	40.2	82.2	-42.0

SPURIOUS RADIATED EMISSIONS

EmiR5 2021.05.14.0 PSA-ESCI 2021.03.17.0

Work Order:	NOKI0028	**Date:**	2021-06-25	FOR REFERENCE ONLY	
Project:	None	**Temperature:**	21.1 °C		
Job Site:	TX02	**Humidity:**	57.3% RH		
Serial Number:	YK211100168	**Barometric Pres.:**	1017 mbar	**Tested by:**	Brandon Hobbs
EUT:	AZQW				
Configuration:	5				
Customer:	Nokia Solutions and Networks				
Attendees:	David Le, John Rattanavong				
EUT Power:	54VDC				
Operating Mode:	5G NR, All ports on and terminated, Continuous Tx, Power levels provided in table noted in Power table. Multi mode, NR 40 Low Channel 3720 MHz, QPSK				
Deviations:	None				
Comments:	The EUT in normally operating orientation.				

Test Specifications	**Test Method**
FCC 27.53:2021	ANSI C63.26:2015

Run #	29	**Test Distance (m)**	3	**Antenna Height(s)**	1.25 (m)	**Results**	Evaluation

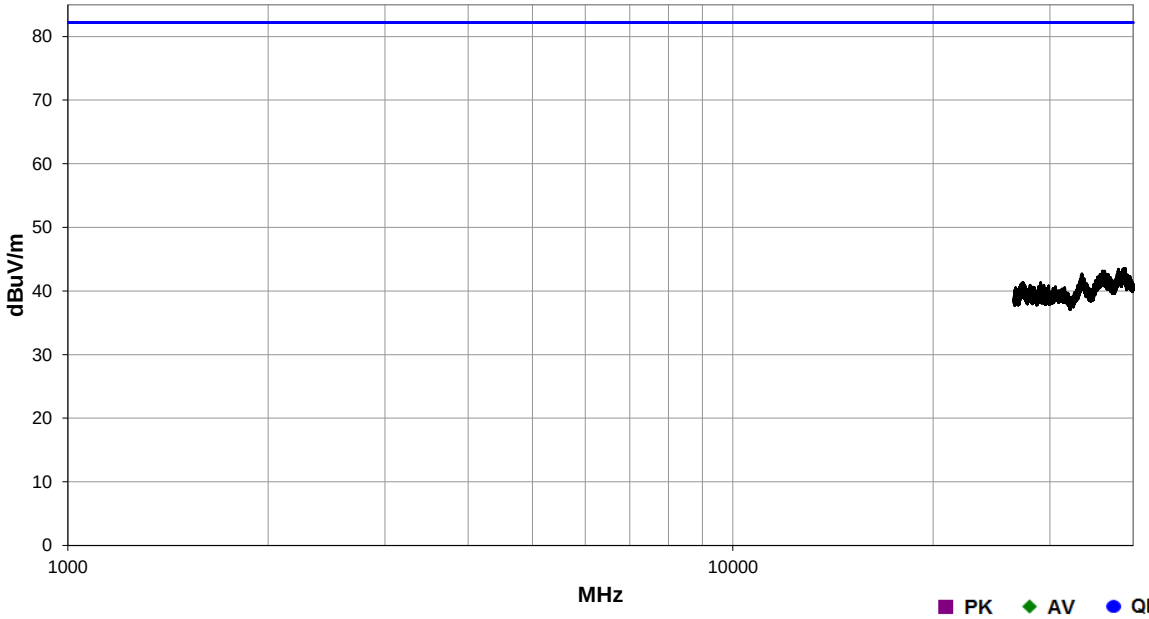

Freq (MHz)	Amplitude (dBuV)	Preamp (dB)	Antenna Height (meters)	Transducer (dB/m)	Cable (dB)	External Attenuation (dB)	Polarity/ Transducer Type	Detector	Distance Adjustment (dB)	Adjusted (dBuV/m)	Spec. Limit (dBuV/m)	Compared to Spec. (dB)
38929.310	50.2	54.0	1.2	42.4	4.9	0.0	Horz	PK	0.0	43.5	82.2	-38.7
38713.220	50.1	54.2	1.2	42.3	5.3	0.0	Vert	PK	0.0	43.5	82.2	-38.7
36055.430	53.0	57.4	1.2	42.0	5.5	0.0	Horz	PK	0.0	43.1	82.2	-39.1
35941.890	53.2	57.4	1.2	42.0	5.3	0.0	Vert	PK	0.0	43.1	82.2	-39.1
33480.650	52.1	55.5	1.2	40.9	5.2	0.0	Vert	PK	0.0	42.7	82.2	-39.5
33535.590	51.6	55.6	1.2	40.9	5.3	0.0	Horz	PK	0.0	42.2	82.2	-40.0
27328.530	49.1	53.8	1.2	41.0	5.0	0.0	Horz	PK	0.0	41.3	82.2	-40.9
27286.230	49.0	53.8	1.2	41.1	5.0	0.0	Vert	PK	0.0	41.3	82.2	-40.9
29040.290	50.2	54.8	1.2	41.1	4.8	0.0	Vert	PK	0.0	41.3	82.2	-40.9
27989.130	49.9	54.6	1.2	41.0	4.6	0.0	Vert	PK	0.0	40.9	82.2	-41.3
29855.570	50.9	56.3	1.2	41.2	5.0	0.0	Vert	PK	0.0	40.8	82.2	-41.4
28842.880	49.6	54.5	1.2	41.0	4.6	0.0	Horz	PK	0.0	40.7	82.2	-41.5

SPURIOUS RADIATED EMISSIONS

EmiR5 2021.05.14.0 PSA-ESCI 2021.03.17.0

Work Order:	NOKI0028	**Date:**	2021-06-25	FOR REFERENCE ONLY	
Project:	None	**Temperature:**	21.1 °C		
Job Site:	TX02	**Humidity:**	57.3% RH		
Serial Number:	YK211100168	**Barometric Pres.:**	1017 mbar	**Tested by:**	Brandon Hobbs
EUT:	AZQW				
Configuration:	5				
Customer:	Nokia Solutions and Networks				
Attendees:	David Le, John Rattanavong				
EUT Power:	54VDC				
Operating Mode:	5G NR, All ports on and terminated, Continuous Tx, Power levels provided in table noted in Power table. Multi mode, NR 40 Mid Channel 3840 MHz, QPSK				
Deviations:	None				
Comments:	The EUT in normally operating orientation.				

Test Specifications	**Test Method**
FCC 27.53:2021	ANSI C63.26:2015

Run #	30	**Test Distance (m)**	3	**Antenna Height(s)**	1.25 (m)	**Results**	Evaluation

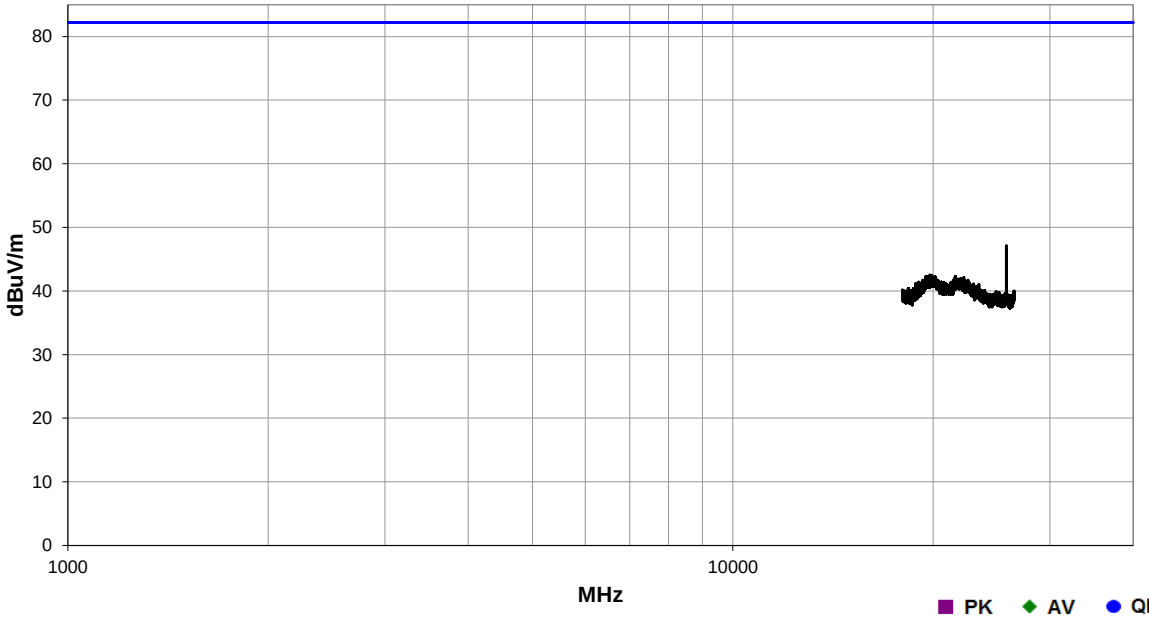

Freq (MHz)	Amplitude (dBuV)	Preamp (dB)	Antenna Height (meters)	Transducer (dB/m)	Cable (dB)	External Attenuation (dB)	Polarity/ Transducer Type	Detector	Distance Adjustment (dB)	Adjusted (dBuV/m)	Spec. Limit (dBuV/m)	Compared to Spec. (dB)
25780.860	57.1	55.1	1.2	40.6	4.5	0.0	Horz	PK	0.0	47.1	82.2	-35.1
19793.190	50.9	53.1	1.2	40.8	3.9	0.0	Vert	PK	0.0	42.5	82.2	-39.7
25780.860	52.4	55.1	1.2	40.6	4.5	0.0	Vert	PK	0.0	42.4	82.2	-39.8
21618.540	52.7	55.5	1.2	40.9	4.2	0.0	Horz	PK	0.0	42.3	82.2	-39.9
19584.610	50.6	52.8	1.2	40.8	3.6	0.0	Horz	PK	0.0	42.2	82.2	-40.0

SPURIOUS RADIATED EMISSIONS

EmiR5 2021.05.14.0 PSA-ESCI 2021.03.17.0

Work Order:	NOKI0028	**Date:**	2021-06-25	FOR REFERENCE ONLY	
Project:	None	**Temperature:**	21.1 °C		
Job Site:	TX02	**Humidity:**	57.3% RH		
Serial Number:	YK211100168	**Barometric Pres.:**	1017 mbar	**Tested by:**	Brandon Hobbs
EUT:	AZQW				
Configuration:	5				
Customer:	Nokia Solutions and Networks				
Attendees:	David Le, John Rattanavong				
EUT Power:	54VDC				
Operating Mode:	5G NR, All ports on and terminated, Continuous Tx, Power levels provided in table noted in Power table. Multi mode, NR 40 Mid Channel 3840 MHz, QPSK				
Deviations:	None				
Comments:	The EUT in normally operating orientation.				

Test Specifications	**Test Method**
FCC 27.53:2021	ANSI C63.26:2015

Run #	31	**Test Distance (m)**	3	**Antenna Height(s)**	1.25 (m)	**Results**	Evaluation

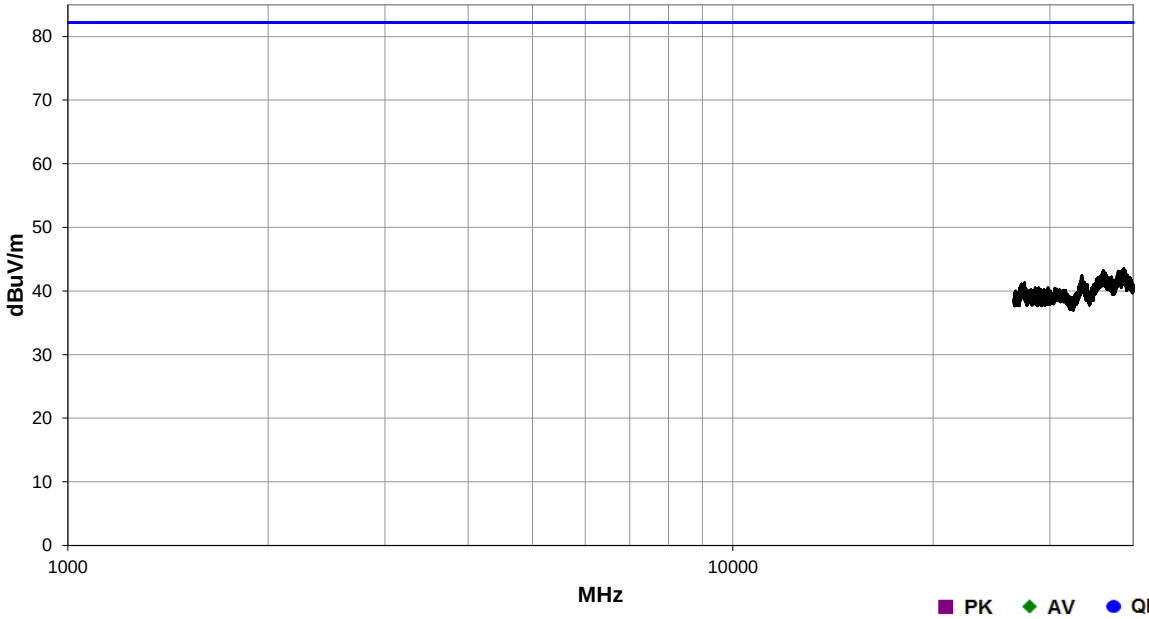

Freq (MHz)	Amplitude (dBuV)	Preamp (dB)	Antenna Height (meters)	Transducer (dB/m)	Cable (dB)	External Attenuation (dB)	Polarity/ Transducer Type	Detector	Distance Adjustment (dB)	Adjusted (dBuV/m)	Spec. Limit (dBuV/m)	Compared to Spec. (dB)
38738.860	50.0	54.1	1.2	42.3	5.3	0.0	Horz	PK	0.0	43.5	82.2	-38.7
36065.190	53.1	57.4	1.2	42.0	5.5	0.0	Horz	PK	0.0	43.2	82.2	-39.0
38051.520	51.1	55.4	1.2	42.2	5.2	0.0	Vert	PK	0.0	43.1	82.2	-39.1
36034.670	52.9	57.4	1.2	42.0	5.5	0.0	Vert	PK	0.0	43.0	82.2	-39.2
33490.420	51.8	55.5	1.2	40.9	5.2	0.0	Horz	PK	0.0	42.4	82.2	-39.8
33479.430	51.2	55.5	1.2	40.9	5.2	0.0	Vert	PK	0.0	41.8	82.2	-40.4
27460.140	49.3	54.0	1.2	41.0	5.0	0.0	Horz	PK	0.0	41.3	82.2	-40.9
27416.550	48.6	53.9	1.2	41.0	5.0	0.0	Vert	PK	0.0	40.7	82.2	-41.5
28850.990	49.4	54.5	1.2	41.0	4.6	0.0	Horz	PK	0.0	40.5	82.2	-41.7
28490.360	49.4	54.6	1.2	40.9	4.8	0.0	Vert	PK	0.0	40.5	82.2	-41.7

SPURIOUS RADIATED EMISSIONS

EmiR5 2021.05.14.0 PSA-ESCI 2021.03.17.0

Work Order:	NOKI0028	**Date:**	2021-06-25	FOR REFERENCE ONLY	
Project:	None	**Temperature:**	21.1 °C		
Job Site:	TX02	**Humidity:**	57.3% RH		
Serial Number:	YK211100168	**Barometric Pres.:**	1017 mbar	**Tested by:**	Brandon Hobbs
EUT:	AZQW				
Configuration:	5				
Customer:	Nokia Solutions and Networks				
Attendees:	David Le, John Rattanavong				
EUT Power:	54VDC				
Operating Mode:	5G NR, All ports on and terminated, Continuous Tx, Power levels provided in table noted in Power table. Multi mode, NR 40 High Channel 3960 MHz, QPSK				
Deviations:	None				
Comments:	The EUT in normally operating orientation.				

Test Specifications	**Test Method**
FCC 27.53:2021	ANSI C63.26:2015

Run #	32	**Test Distance (m)**	3	**Antenna Height(s)**	1.25 (m)	**Results**	Evaluation

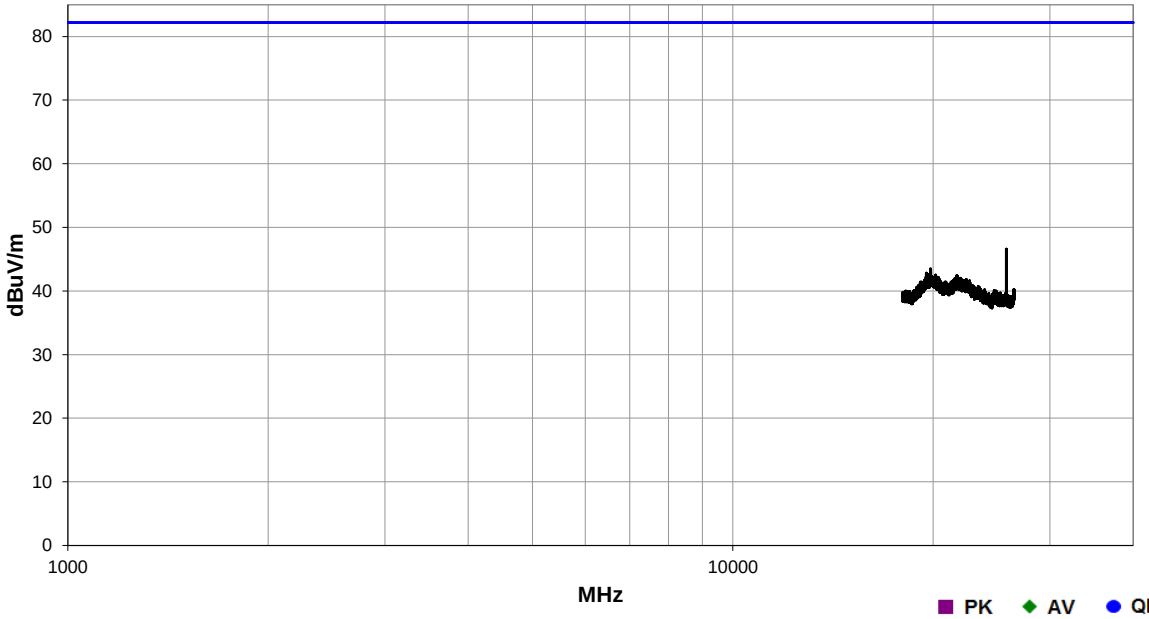

Freq (MHz)	Amplitude (dBuV)	Preamp (dB)	Antenna Height (meters)	Transducer (dB/m)	Cable (dB)	External Attenuation (dB)	Polarity/ Transducer Type	Detector	Distance Adjustment (dB)	Adjusted (dBuV/m)	Spec. Limit (dBuV/m)	Compared to Spec. (dB)
25780.860	56.6	55.1	1.2	40.6	4.5	0.0	Horz	PK	0.0	46.6	82.2	-35.6
19844.040	51.8	53.2	1.2	40.8	4.1	0.0	Vert	PK	0.0	43.5	82.2	-38.7
21722.320	53.0	55.5	1.2	40.9	4.0	0.0	Horz	PK	0.0	42.4	82.2	-39.8
21757.600	53.0	55.5	1.2	40.9	3.9	0.0	Vert	PK	0.0	42.3	82.2	-39.9
19822.240	50.6	53.2	1.2	40.8	4.0	0.0	Horz	PK	0.0	42.2	82.2	-40.0
25780.860	50.9	55.1	1.2	40.6	4.5	0.0	Vert	PK	0.0	40.9	82.2	-41.3
26459.530	49.6	54.8	1.2	41.0	4.4	0.0	Vert	PK	0.0	40.2	82.2	-42.0

SPURIOUS RADIATED EMISSIONS

EmiR5 2021.05.14.0 PSA-ESCI 2021.03.17.0

Work Order:	NOKI0028	**Date:**	2021-06-25	FOR REFERENCE ONLY	
Project:	None	**Temperature:**	21.1 °C		
Job Site:	TX02	**Humidity:**	57.3% RH		
Serial Number:	YK211100168	**Barometric Pres.:**	1017 mbar	**Tested by:**	Brandon Hobbs
EUT:	AZQW				
Configuration:	5				
Customer:	Nokia Solutions and Networks				
Attendees:	David Le, John Rattanavong				
EUT Power:	54VDC				
Operating Mode:	5G NR, All ports on and terminated, Continuous Tx, Power levels provided in table noted in Power table. Multi mode, NR 40 High Channel 3960 MHz, QPSK				
Deviations:	None				
Comments:	The EUT in normally operating orientation.				

Test Specifications	**Test Method**
FCC 27.53:2021	ANSI C63.26:2015

Run #	33	**Test Distance (m)**	3	**Antenna Height(s)**	1.25 (m)	**Results**	Evaluation

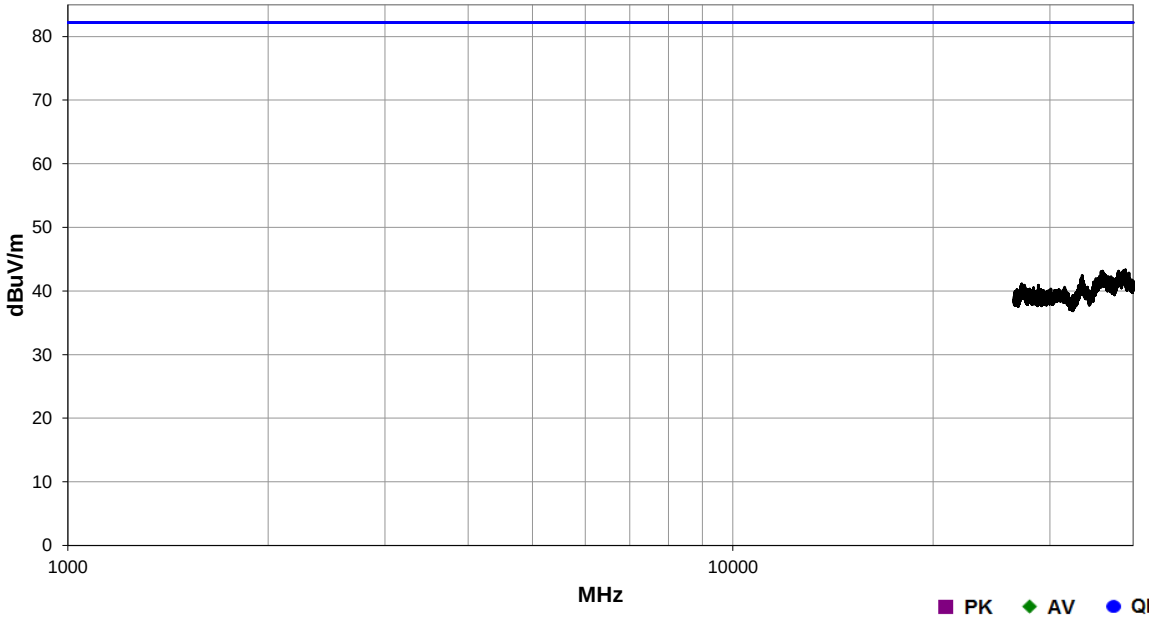

Freq (MHz)	Amplitude (dBuV)	Preamp (dB)	Antenna Height (meters)	Transducer (dB/m)	Cable (dB)	External Attenuation (dB)	Polarity/ Transducer Type	Detector	Distance Adjustment (dB)	Adjusted (dBuV/m)	Spec. Limit (dBuV/m)	Compared to Spec. (dB)
38954.950	50.1	54.0	1.2	42.4	4.8	0.0	Horz	PK	0.0	43.3	82.2	-38.9
38954.950	50.0	54.0	1.2	42.4	4.8	0.0	Vert	PK	0.0	43.2	82.2	-39.0
35990.720	53.1	57.4	1.2	42.0	5.4	0.0	Vert	PK	0.0	43.1	82.2	-39.1
35877.180	53.2	57.4	1.2	42.0	5.2	0.0	Horz	PK	0.0	43.0	82.2	-39.2
33552.680	51.8	55.6	1.2	40.9	5.3	0.0	Horz	PK	0.0	42.4	82.2	-39.8
33434.260	51.5	55.6	1.2	40.9	5.2	0.0	Vert	PK	0.0	42.0	82.2	-40.2
27211.880	48.8	53.7	1.2	41.1	4.9	0.0	Vert	PK	0.0	41.1	82.2	-41.1
27202.480	48.6	53.7	1.2	41.1	4.9	0.0	Horz	PK	0.0	40.9	82.2	-41.3
28826.640	49.9	54.5	1.2	41.0	4.5	0.0	Vert	PK	0.0	40.9	82.2	-41.3
31570.020	51.4	57.1	1.2	41.4	4.9	0.0	Horz	PK	0.0	40.6	82.2	-41.6

SPURIOUS RADIATED EMISSIONS

EmiR5 2021.05.14.0 PSA-ESCI 2021.03.17.0

Work Order:	NOKI0028	**Date:**	2021-06-25	FOR REFERENCE ONLY	
Project:	None	**Temperature:**	21.1 °C		
Job Site:	TX02	**Humidity:**	57.3% RH		
Serial Number:	YK211100168	**Barometric Pres.:**	1017 mbar	**Tested by:**	Brandon Hobbs
EUT:	AZQW				
Configuration:	5				
Customer:	Nokia Solutions and Networks				
Attendees:	David Le, John Rattanavong				
EUT Power:	54VDC				
Operating Mode:	5G NR, All ports on and terminated, Continuous Tx, Power levels provided in table noted in Power table. Single mode, NR 100 Mid Channel 3840 MHz, QPSK				
Deviations:	None				
Comments:	The EUT in normally operating orientation.				

Test Specifications	**Test Method**
FCC 27.53:2021	ANSI C63.26:2015

Run #	34	**Test Distance (m)**	3	**Antenna Height(s)**	1.25 (m)	**Results**	Evaluation

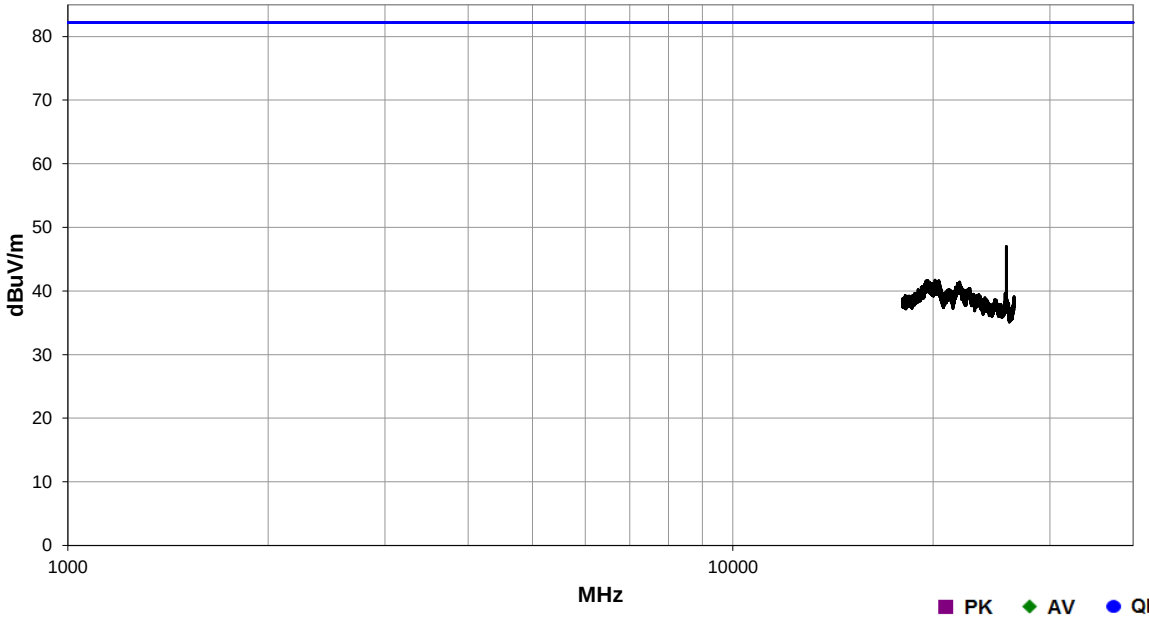

Freq (MHz)	Amplitude (dBuV)	Preamp (dB)	Antenna Height (meters)	Transducer (dB/m)	Cable (dB)	External Attenuation (dB)	Polarity/ Transducer Type	Detector	Distance Adjustment (dB)	Adjusted (dBuV/m)	Spec. Limit (dBuV/m)	Compared to Spec. (dB)
25780.860	57.0	55.1	1.2	40.6	4.5	0.0	Horz	PK	0.0	47.0	82.2	-35.2
25780.860	53.7	55.1	1.2	40.6	4.5	0.0	Vert	PK	0.0	43.7	82.2	-38.5
20150.160	51.1	54.0	1.2	40.5	4.1	0.0	Horz	PK	0.0	41.7	82.2	-40.5
19551.400	50.0	52.8	1.2	40.8	3.6	0.0	Vert	PK	0.0	41.6	82.2	-40.6
21928.820	51.9	55.4	1.2	40.9	4.0	0.0	Horz	PK	0.0	41.4	82.2	-40.8
21938.160	51.8	55.4	1.2	40.9	4.0	0.0	Vert	PK	0.0	41.3	82.2	-40.9
26471.980	48.4	54.7	1.2	41.0	4.4	0.0	Vert	PK	0.0	39.1	82.2	-43.1
26483.400	48.2	54.7	1.2	41.0	4.4	0.0	Horz	PK	0.0	38.9	82.2	-43.3

SPURIOUS RADIATED EMISSIONS

EmiR5 2021.05.14.0 PSA-ESCI 2021.03.17.0

Work Order:	NOKI0028	**Date:**	2021-06-25	FOR REFERENCE ONLY	
Project:	None	**Temperature:**	21.1 °C		
Job Site:	TX02	**Humidity:**	57.3% RH		
Serial Number:	YK211100168	**Barometric Pres.:**	1017 mbar	**Tested by:**	Brandon Hobbs
EUT:	AZQW				
Configuration:	5				
Customer:	Nokia Solutions and Networks				
Attendees:	David Le, John Rattanavong				
EUT Power:	54VDC				
Operating Mode:	5G NR, All ports on and terminated, Continuous Tx, Power levels provided in table noted in Power table. Single mode, NR 100 Mid Channel 3840 MHz, QPSK				
Deviations:	None				
Comments:	The EUT in normally operating orientation.				

Test Specifications	**Test Method**
FCC 27.53:2021	ANSI C63.26:2015

Run #	35	**Test Distance (m)**	3	**Antenna Height(s)**	1.25 (m)	**Results**	Evaluation

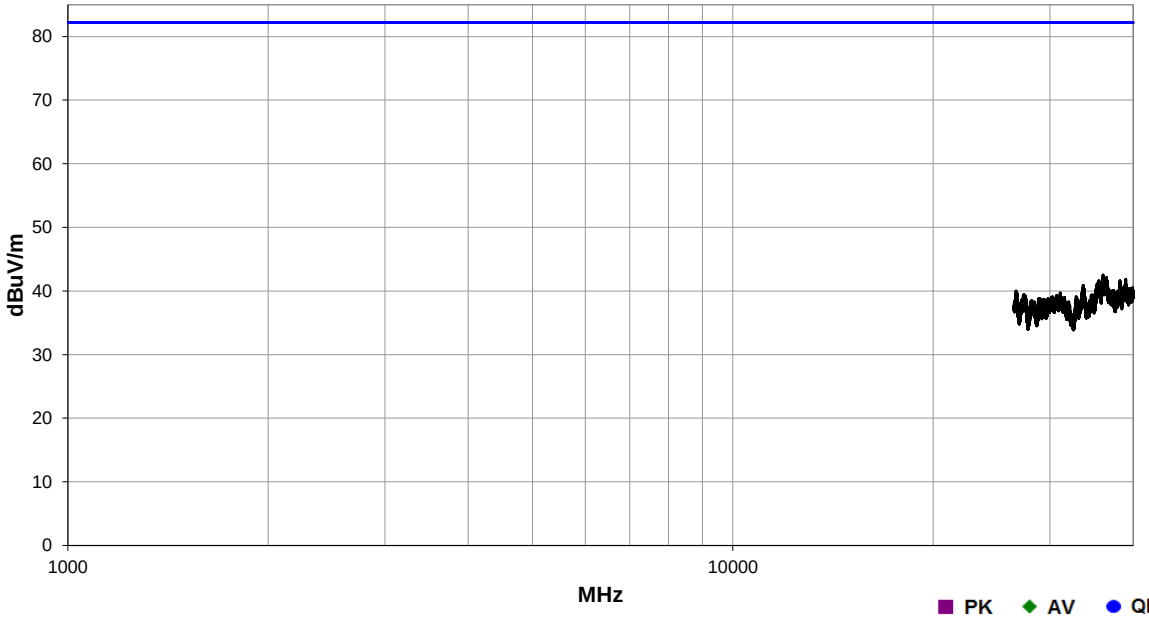

Freq (MHz)	Amplitude (dBuV)	Preamp (dB)	Antenna Height (meters)	Transducer (dB/m)	Cable (dB)	External Attenuation (dB)	Polarity/ Transducer Type	Detector	Distance Adjustment (dB)	Adjusted (dBuV/m)	Spec. Limit (dBuV/m)	Compared to Spec. (dB)
36022.460	52.5	57.4	1.2	42.0	5.4	0.0	Horz	PK	0.0	42.5	82.2	-39.7
38979.370	48.6	54.0	1.2	42.4	4.8	0.0	Horz	PK	0.0	41.8	82.2	-40.4
35532.900	52.2	57.4	1.2	41.7	5.1	0.0	Horz	PK	0.0	41.6	82.2	-40.6
38222.440	49.4	55.1	1.2	42.3	5.0	0.0	Horz	PK	0.0	41.6	82.2	-40.6
35984.620	51.2	57.4	1.2	42.0	5.4	0.0	Vert	PK	0.0	41.2	82.2	-41.0
38272.490	48.7	55.0	1.2	42.3	5.0	0.0	Vert	PK	0.0	41.0	82.2	-41.2
38892.690	47.6	54.0	1.2	42.4	5.0	0.0	Vert	PK	0.0	41.0	82.2	-41.2
33643.020	50.6	55.8	1.2	40.8	5.3	0.0	Horz	PK	0.0	40.9	82.2	-41.3
33588.080	49.9	55.7	1.2	40.8	5.3	0.0	Vert	PK	0.0	40.3	82.2	-41.9
39561.710	46.9	54.0	1.2	42.2	5.1	0.0	Vert	PK	0.0	40.2	82.2	-42.0
26664.940	48.9	54.5	1.2	41.0	4.6	0.0	Vert	PK	0.0	40.0	82.2	-42.2
26737.150	48.3	54.4	1.2	41.0	4.8	0.0	Vert	PK	0.0	39.7	82.2	-42.5
31060.920	50.3	56.7	1.2	41.3	4.8	0.0	Vert	PK	0.0	39.7	82.2	-42.5
26648.270	48.3	54.5	1.2	41.0	4.6	0.0	Horz	PK	0.0	39.4	82.2	-42.8
27378.530	47.3	53.9	1.2	41.0	5.0	0.0	Vert	PK	0.0	39.4	82.2	-42.8
27350.750	47.2	53.9	1.2	41.0	5.0	0.0	Horz	PK	0.0	39.3	82.2	-42.9
31013.310	49.7	56.7	1.2	41.3	4.9	0.0	Horz	PK	0.0	39.2	82.2	-43.0
32832.380	50.1	57.2	1.2	41.2	5.0	0.0	Horz	PK	0.0	39.1	82.2	-43.1
28881.760	47.7	54.5	1.2	41.0	4.6	0.0	Horz	PK	0.0	38.8	82.2	-43.4
28827.920	47.8	54.5	1.2	41.0	4.5	0.0	Vert	PK	0.0	38.8	82.2	-43.4

SPURIOUS RADIATED EMISSIONS

EmiR5 2021.05.14.0 PSA-ESCI 2021.03.17.0

Work Order:	NOKI0028	**Date:**	2021-06-25	FOR REFERENCE ONLY	
Project:	None	**Temperature:**	21.1 °C		
Job Site:	TX02	**Humidity:**	57.3% RH		
Serial Number:	YK211100168	**Barometric Pres.:**	1017 mbar	**Tested by:**	Brandon Hobbs
EUT:	AZQW				
Configuration:	5				
Customer:	Nokia Solutions and Networks				
Attendees:	David Le, John Rattanavong				
EUT Power:	54VDC				
Operating Mode:	5G NR, All ports on and terminated, Continuous Tx, Power levels provided in table noted in Power table. Single mode, NR 40 Low Channel 3720 MHz, QPSK				
Deviations:	None				
Comments:	The EUT in normally operating orientation.				

Test Specifications	**Test Method**
FCC 27.53:2021	ANSI C63.26:2015

Run #	36	**Test Distance (m)**	3	**Antenna Height(s)**	1.25 (m)	**Results**	Evaluation

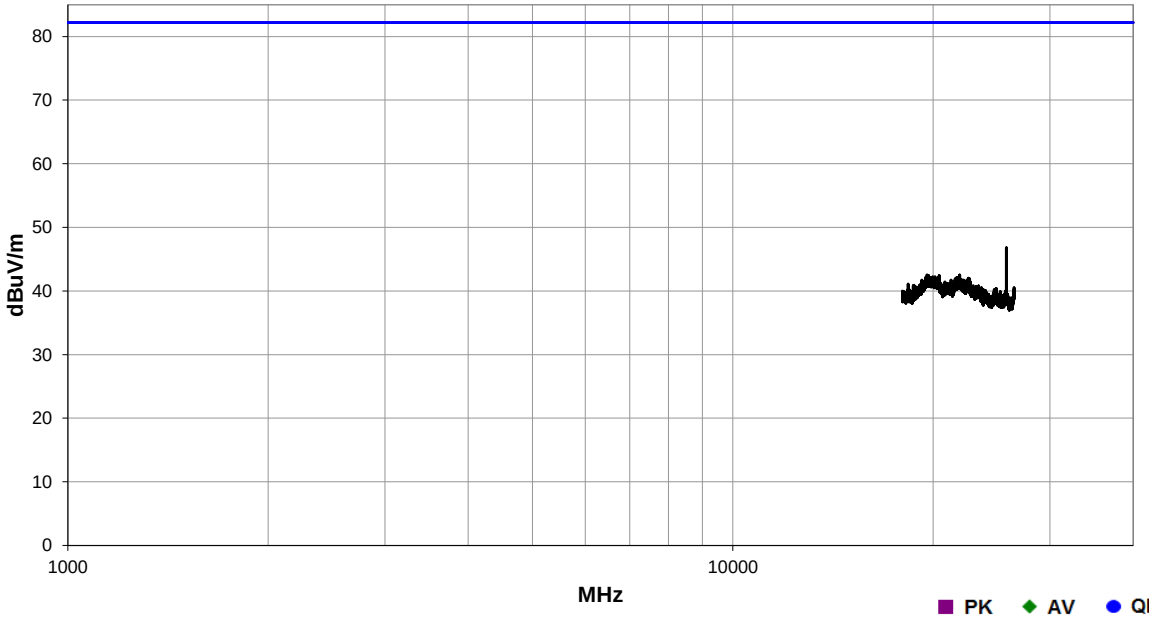

Freq (MHz)	Amplitude (dBuV)	Preamp (dB)	Antenna Height (meters)	Transducer (dB/m)	Cable (dB)	External Attenuation (dB)	Polarity/ Transducer Type	Detector	Distance Adjustment (dB)	Adjusted (dBuV/m)	Spec. Limit (dBuV/m)	Compared to Spec. (dB)
25780.860	56.8	55.1	1.2	40.6	4.5	0.0	Horz	PK	0.0	46.8	82.2	-35.4
25780.860	52.9	55.1	1.2	40.6	4.5	0.0	Vert	PK	0.0	42.9	82.2	-39.3
19590.830	50.9	52.8	1.2	40.8	3.6	0.0	Vert	PK	0.0	42.5	82.2	-39.7
21931.940	53.0	55.4	1.2	40.9	4.0	0.0	Vert	PK	0.0	42.5	82.2	-39.7
20151.200	51.6	54.0	1.2	40.5	4.1	0.0	Horz	PK	0.0	42.2	82.2	-40.0
21879.010	52.3	55.4	1.2	40.9	4.0	0.0	Horz	PK	0.0	41.8	82.2	-40.4
18363.200	51.0	54.2	1.2	40.5	3.8	0.0	Vert	PK	0.0	41.1	82.2	-41.1
26482.360	49.8	54.7	1.2	41.0	4.4	0.0	Vert	PK	0.0	40.5	82.2	-41.7
26491.700	49.4	54.7	1.2	41.0	4.4	0.0	Horz	PK	0.0	40.1	82.2	-42.1

SPURIOUS RADIATED EMISSIONS

EmiR5 2021.05.14.0 PSA-ESCI 2021.03.17.0

Work Order:	NOKI0028	**Date:**	2021-06-25	FOR REFERENCE ONLY	
Project:	None	**Temperature:**	21.1 °C		
Job Site:	TX02	**Humidity:**	57.3% RH		
Serial Number:	YK211100168	**Barometric Pres.:**	1017 mbar	**Tested by:**	Brandon Hobbs
EUT:	AZQW				
Configuration:	5				
Customer:	Nokia Solutions and Networks				
Attendees:	David Le, John Rattanavong				
EUT Power:	54VDC				
Operating Mode:	5G NR, All ports on and terminated, Continuous Tx, Power levels provided in table noted in Power table. Single mode, NR 40 Low Channel 3720 MHz, QPSK				
Deviations:	None				
Comments:	The EUT in normally operating orientation.				

Test Specifications	**Test Method**
FCC 27.53:2021	ANSI C63.26:2015

Run #	37	**Test Distance (m)**	3	**Antenna Height(s)**	1.25 (m)	**Results**	Evaluation

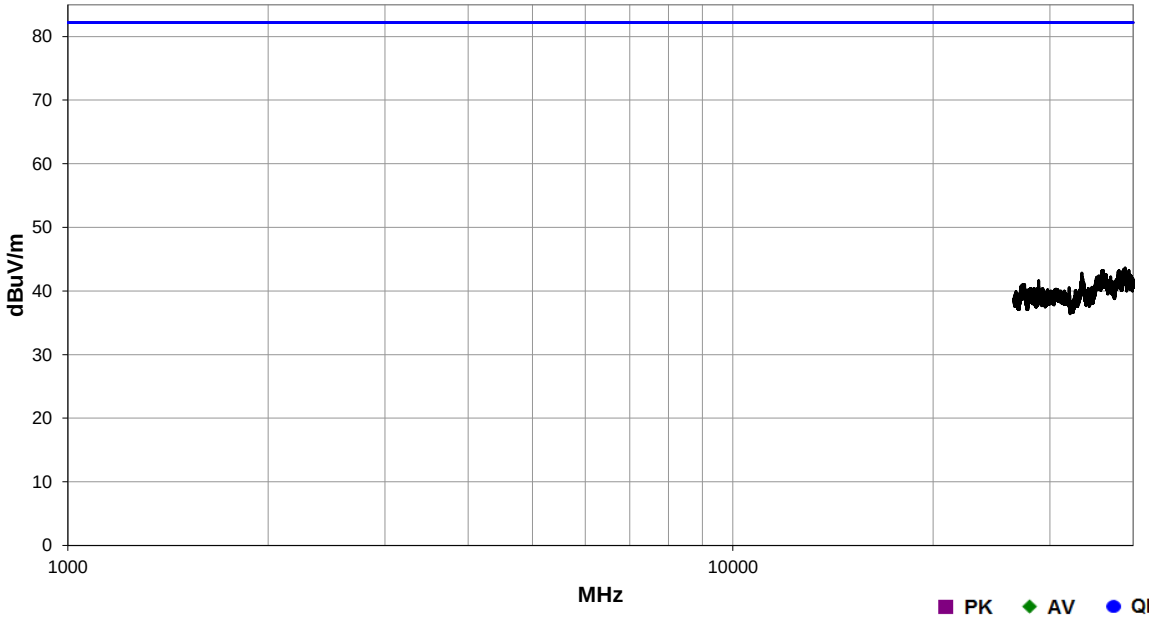

Freq (MHz)	Amplitude (dBuV)	Preamp (dB)	Antenna Height (meters)	Transducer (dB/m)	Cable (dB)	External Attenuation (dB)	Polarity/ Transducer Type	Detector	Distance Adjustment (dB)	Adjusted (dBuV/m)	Spec. Limit (dBuV/m)	Compared to Spec. (dB)
38923.210	50.3	54.0	1.2	42.4	4.9	0.0	Horz	PK	0.0	43.6	82.2	-38.6
38780.370	49.9	54.1	1.2	42.4	5.2	0.0	Vert	PK	0.0	43.4	82.2	-38.8
35978.510	53.2	57.4	1.2	42.0	5.4	0.0	Horz	PK	0.0	43.2	82.2	-39.0
38093.030	51.0	55.3	1.2	42.3	5.2	0.0	Horz	PK	0.0	43.2	82.2	-39.0
39429.860	49.9	54.0	1.2	42.3	5.0	0.0	Horz	PK	0.0	43.2	82.2	-39.0
35923.570	53.3	57.4	1.2	42.0	5.3	0.0	Vert	PK	0.0	43.2	82.2	-39.0
38044.190	50.9	55.4	1.2	42.2	5.2	0.0	Vert	PK	0.0	42.9	82.2	-39.3
33491.640	52.2	55.5	1.2	40.9	5.2	0.0	Vert	PK	0.0	42.8	82.2	-39.4
33494.080	51.5	55.5	1.2	40.9	5.2	0.0	Horz	PK	0.0	42.1	82.2	-40.1
28843.300	50.5	54.5	1.2	41.0	4.6	0.0	Vert	PK	0.0	41.6	82.2	-40.6
27331.100	48.8	53.8	1.2	41.0	5.0	0.0	Horz	PK	0.0	41.0	82.2	-41.2
27282.380	48.7	53.8	1.2	41.1	5.0	0.0	Vert	PK	0.0	41.0	82.2	-41.2
32031.500	51.8	57.5	1.2	41.4	4.8	0.0	Vert	PK	0.0	40.5	82.2	-41.7
28391.650	49.2	54.6	1.2	40.9	4.9	0.0	Horz	PK	0.0	40.4	82.2	-41.8
28753.570	49.5	54.5	1.2	41.0	4.4	0.0	Horz	PK	0.0	40.4	82.2	-41.8
28034.430	49.4	54.7	1.2	41.0	4.7	0.0	Vert	PK	0.0	40.4	82.2	-41.8
29235.560	49.7	55.2	1.2	41.2	4.7	0.0	Vert	PK	0.0	40.4	82.2	-41.8
26651.690	48.8	54.5	1.2	41.0	4.6	0.0	Vert	PK	0.0	39.9	82.2	-42.3

SPURIOUS RADIATED EMISSIONS

EmiR5 2021.05.14.0 PSA-ESCI 2021.03.17.0

Work Order:	NOKI0028	**Date:**	2021-06-25	FOR REFERENCE ONLY	
Project:	None	**Temperature:**	21.1 °C		
Job Site:	TX02	**Humidity:**	57.3% RH		
Serial Number:	YK211100168	**Barometric Pres.:**	1017 mbar	**Tested by:**	Brandon Hobbs
EUT:	AZQW				
Configuration:	5				
Customer:	Nokia Solutions and Networks				
Attendees:	David Le, John Rattanavong				
EUT Power:	54VDC				
Operating Mode:	5G NR, All ports on and terminated, Continuous Tx, Power levels provided in table noted in Power table. Single mode, NR 40 Mid Channel 3840 MHz, QPSK				
Deviations:	None				
Comments:	The EUT in normally operating orientation.				

Test Specifications	**Test Method**
FCC 27.53:2021	ANSI C63.26:2015

Run #	38	**Test Distance (m)**	3	**Antenna Height(s)**	1.25 (m)	**Results**	Evaluation

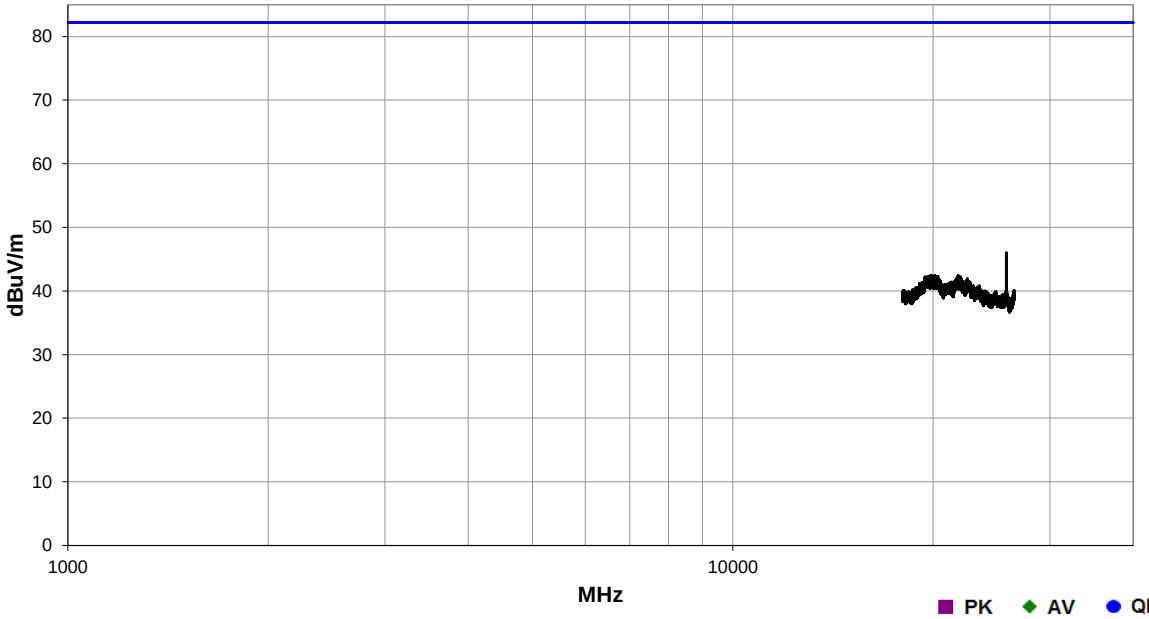

Freq (MHz)	Amplitude (dBuV)	Preamp (dB)	Antenna Height (meters)	Transducer (dB/m)	Cable (dB)	External Attenuation (dB)	Polarity/ Transducer Type	Detector	Distance Adjustment (dB)	Adjusted (dBuV/m)	Spec. Limit (dBuV/m)	Compared to Spec. (dB)
25780.860	56.0	55.1	1.2	40.6	4.5	0.0	Horz	PK	0.0	46.0	82.2	-36.2
25780.860	54.1	55.1	1.2	40.6	4.5	0.0	Vert	PK	0.0	44.1	82.2	-38.1
21816.750	53.0	55.4	1.2	40.9	3.9	0.0	Horz	PK	0.0	42.4	82.2	-39.8
19843.000	50.7	53.2	1.2	40.8	4.1	0.0	Vert	PK	0.0	42.4	82.2	-39.8
19794.230	50.7	53.1	1.2	40.8	3.9	0.0	Horz	PK	0.0	42.3	82.2	-39.9
21978.640	52.7	55.4	1.2	40.9	4.0	0.0	Vert	PK	0.0	42.2	82.2	-40.0
26493.770	49.4	54.7	1.2	41.0	4.4	0.0	Vert	PK	0.0	40.1	82.2	-42.1
26496.890	49.0	54.7	1.2	41.0	4.4	0.0	Horz	PK	0.0	39.7	82.2	-42.5

SPURIOUS RADIATED EMISSIONS

EmiR5 2021.05.14.0 PSA-ESCI 2021.03.17.0

Work Order:	NOKI0028	**Date:**	2021-06-25	FOR REFERENCE ONLY	
Project:	None	**Temperature:**	21.1 °C		
Job Site:	TX02	**Humidity:**	57.3% RH		
Serial Number:	YK211100168	**Barometric Pres.:**	1017 mbar	**Tested by:**	Brandon Hobbs
EUT:	AZQW				
Configuration:	5				
Customer:	Nokia Solutions and Networks				
Attendees:	David Le, John Rattanavong				
EUT Power:	54VDC				
Operating Mode:	5G NR, All ports on and terminated, Continuous Tx, Power levels provided in table noted in Power table. Single mode, NR 40 Mid Channel 3840 MHz, QPSK				
Deviations:	None				
Comments:	The EUT in normally operating orientation.				

Test Specifications	**Test Method**
FCC 27.53:2021	ANSI C63.26:2015

Run #	39	**Test Distance (m)**	3	**Antenna Height(s)**	1.25 (m)	**Results**	Evaluation

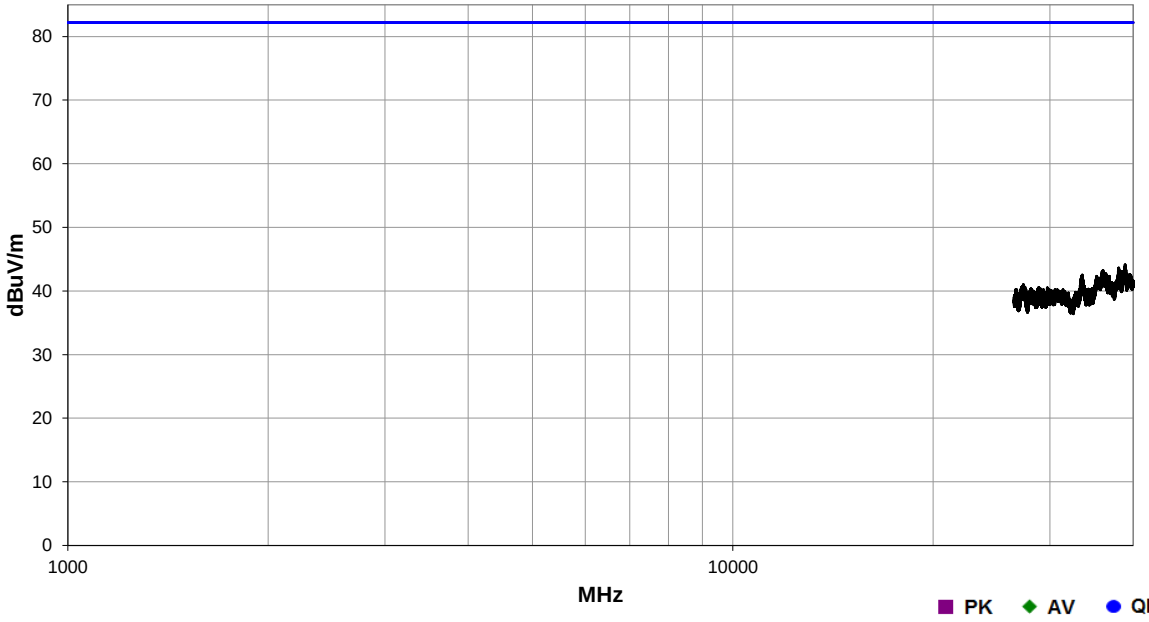

Freq (MHz)	Amplitude (dBuV)	Preamp (dB)	Antenna Height (meters)	Transducer (dB/m)	Cable (dB)	External Attenuation (dB)	Polarity/ Transducer Type	Detector	Distance Adjustment (dB)	Adjusted (dBuV/m)	Spec. Limit (dBuV/m)	Compared to Spec. (dB)
38909.780	50.8	54.0	1.2	42.4	4.9	0.0	Vert	PK	0.0	44.1	82.2	-38.1
38857.280	50.3	54.0	1.2	42.4	5.0	0.0	Horz	PK	0.0	43.7	82.2	-38.5
38050.300	51.6	55.4	1.2	42.2	5.2	0.0	Horz	PK	0.0	43.6	82.2	-38.6
38052.740	51.4	55.4	1.2	42.2	5.2	0.0	Vert	PK	0.0	43.4	82.2	-38.8
36054.210	53.1	57.4	1.2	42.0	5.5	0.0	Horz	PK	0.0	43.2	82.2	-39.0
35944.330	53.2	57.4	1.2	42.0	5.3	0.0	Vert	PK	0.0	43.1	82.2	-39.1
33524.600	51.9	55.6	1.2	40.9	5.3	0.0	Horz	PK	0.0	42.5	82.2	-39.7
33473.320	51.7	55.5	1.2	40.9	5.2	0.0	Vert	PK	0.0	42.3	82.2	-39.9
27342.200	48.8	53.8	1.2	41.0	5.0	0.0	Horz	PK	0.0	41.0	82.2	-41.2
27329.390	48.4	53.8	1.2	41.0	5.0	0.0	Vert	PK	0.0	40.6	82.2	-41.6
28809.120	49.5	54.5	1.2	41.0	4.5	0.0	Horz	PK	0.0	40.5	82.2	-41.7
29705.160	50.7	56.2	1.2	41.2	4.8	0.0	Horz	PK	0.0	40.5	82.2	-41.7
28867.660	49.4	54.5	1.2	41.0	4.6	0.0	Vert	PK	0.0	40.5	82.2	-41.7
28036.990	49.3	54.7	1.2	41.0	4.7	0.0	Horz	PK	0.0	40.3	82.2	-41.9
28107.500	49.3	54.7	1.2	41.0	4.7	0.0	Vert	PK	0.0	40.3	82.2	-41.9
26639.730	49.1	54.5	1.2	41.0	4.6	0.0	Vert	PK	0.0	40.2	82.2	-42.0
29325.720	49.8	55.4	1.2	41.2	4.6	0.0	Vert	PK	0.0	40.2	82.2	-42.0
29915.820	50.3	56.3	1.2	41.2	5.0	0.0	Vert	PK	0.0	40.2	82.2	-42.0

SPURIOUS RADIATED EMISSIONS

EmiR5 2021.05.14.0 PSA-ESCI 2021.03.17.0

Work Order:	NOKI0028	**Date:**	2021-06-25	FOR REFERENCE ONLY	
Project:	None	**Temperature:**	21.1 °C		
Job Site:	TX02	**Humidity:**	57.3% RH		
Serial Number:	YK211100168	**Barometric Pres.:**	1017 mbar	**Tested by:**	Brandon Hobbs
EUT:	AZQW				
Configuration:	5				
Customer:	Nokia Solutions and Networks				
Attendees:	David Le, John Rattanavong				
EUT Power:	54VDC				
Operating Mode:	5G NR, All ports on and terminated, Continuous Tx, Power levels provided in table noted in Power table. Single mode, NR 40 High Channel 3960 MHz, QPSK				
Deviations:	None				
Comments:	The EUT in normally operating orientation.				

Test Specifications	**Test Method**
FCC 27.53:2021	ANSI C63.26:2015

Run #	40	**Test Distance (m)**	3	**Antenna Height(s)**	1.25 (m)	**Results**	Evaluation

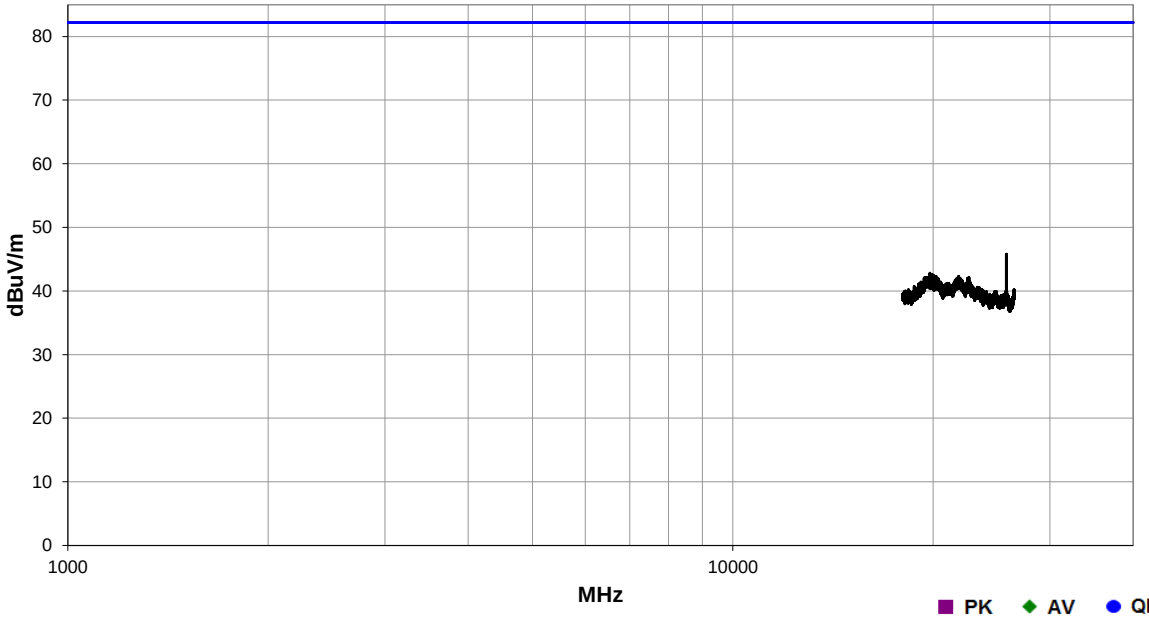

Freq (MHz)	Amplitude (dBuV)	Preamp (dB)	Antenna Height (meters)	Transducer (dB/m)	Cable (dB)	External Attenuation (dB)	Polarity/ Transducer Type	Detector	Distance Adjustment (dB)	Adjusted (dBuV/m)	Spec. Limit (dBuV/m)	Compared to Spec. (dB)
25780.860	55.8	55.1	1.2	40.6	4.5	0.0	Horz	PK	0.0	45.8	82.2	-36.4
19778.660	51.2	53.1	1.2	40.8	3.9	0.0	Vert	PK	0.0	42.8	82.2	-39.4
25780.860	52.5	55.1	1.2	40.6	4.5	0.0	Vert	PK	0.0	42.5	82.2	-39.7
20056.770	51.5	53.8	1.2	40.5	4.2	0.0	Horz	PK	0.0	42.4	82.2	-39.8
21863.450	52.8	55.4	1.2	40.9	4.0	0.0	Vert	PK	0.0	42.3	82.2	-39.9
21750.340	52.6	55.5	1.2	40.9	3.9	0.0	Horz	PK	0.0	41.9	82.2	-40.3
26489.620	49.5	54.7	1.2	41.0	4.4	0.0	Horz	PK	0.0	40.2	82.2	-42.0
26498.960	49.4	54.7	1.2	41.0	4.4	0.0	Vert	PK	0.0	40.1	82.2	-42.1

SPURIOUS RADIATED EMISSIONS

EmiR5 2021.05.14.0 PSA-ESCI 2021.03.17.0

Work Order:	NOKI0028	**Date:**	2021-06-25	FOR REFERENCE ONLY	
Project:	None	**Temperature:**	21.1 °C		
Job Site:	TX02	**Humidity:**	57.3% RH		
Serial Number:	YK211100168	**Barometric Pres.:**	1017 mbar	**Tested by:**	Brandon Hobbs
EUT:	AZQW				
Configuration:	5				
Customer:	Nokia Solutions and Networks				
Attendees:	David Le, John Rattanavong				
EUT Power:	54VDC				
Operating Mode:	5G NR, All ports on and terminated, Continuous Tx, Power levels provided in table noted in Power table. Single mode, NR 40 High Channel 3960 MHz, QPSK				
Deviations:	None				
Comments:	The EUT in normally operating orientation.				

Test Specifications	**Test Method**
FCC 27.53:2021	ANSI C63.26:2015

Run #	41	**Test Distance (m)**	3	**Antenna Height(s)**	1.25 (m)	**Results**	Evaluation

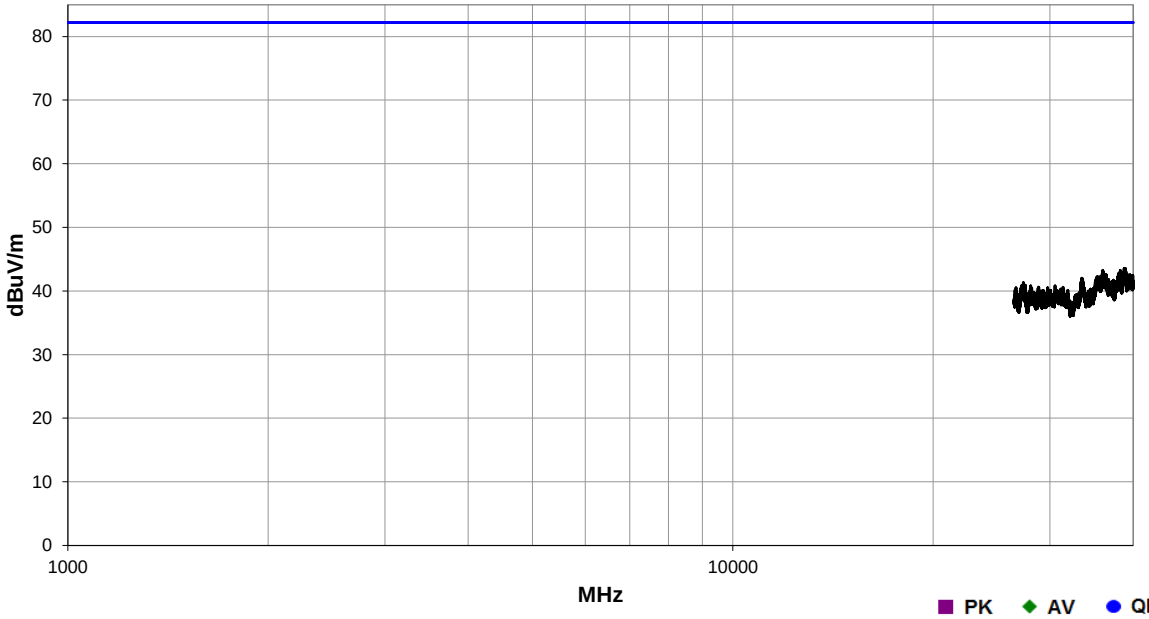

Freq (MHz)	Amplitude (dBuV)	Preamp (dB)	Antenna Height (meters)	Transducer (dB/m)	Cable (dB)	External Attenuation (dB)	Polarity/ Transducer Type	Detector	Distance Adjustment (dB)	Adjusted (dBuV/m)	Spec. Limit (dBuV/m)	Compared to Spec. (dB)
38764.500	50.1	54.1	1.2	42.3	5.2	0.0	Horz	PK	0.0	43.5	82.2	-38.7
38897.570	50.2	54.0	1.2	42.4	4.9	0.0	Vert	PK	0.0	43.5	82.2	-38.7
36007.810	53.2	57.4	1.2	42.0	5.4	0.0	Horz	PK	0.0	43.2	82.2	-39.0
38248.080	51.0	55.1	1.2	42.3	5.0	0.0	Horz	PK	0.0	43.2	82.2	-39.0
38277.380	50.8	55.0	1.2	42.3	5.0	0.0	Vert	PK	0.0	43.1	82.2	-39.1
35993.160	52.9	57.4	1.2	42.0	5.4	0.0	Vert	PK	0.0	42.9	82.2	-39.3
33495.300	51.4	55.5	1.2	40.9	5.2	0.0	Vert	PK	0.0	42.0	82.2	-40.2
33544.130	51.2	55.6	1.2	40.9	5.3	0.0	Horz	PK	0.0	41.8	82.2	-40.4
27355.020	49.2	53.9	1.2	41.0	5.0	0.0	Horz	PK	0.0	41.3	82.2	-40.9
28051.950	49.8	54.7	1.2	41.0	4.7	0.0	Vert	PK	0.0	40.8	82.2	-41.4
30532.290	51.0	56.4	1.2	41.3	4.9	0.0	Vert	PK	0.0	40.8	82.2	-41.4
31395.430	51.4	57.0	1.2	41.4	4.8	0.0	Horz	PK	0.0	40.6	82.2	-41.6
28850.990	49.5	54.5	1.2	41.0	4.6	0.0	Vert	PK	0.0	40.6	82.2	-41.6
26672.630	49.3	54.5	1.2	41.0	4.7	0.0	Horz	PK	0.0	40.5	82.2	-41.7
28031.440	49.5	54.7	1.2	41.0	4.7	0.0	Horz	PK	0.0	40.5	82.2	-41.7
29760.710	50.7	56.3	1.2	41.2	4.9	0.0	Horz	PK	0.0	40.5	82.2	-41.7
27384.080	48.4	53.9	1.2	41.0	5.0	0.0	Vert	PK	0.0	40.5	82.2	-41.7
28784.760	49.4	54.5	1.2	41.0	4.5	0.0	Horz	PK	0.0	40.4	82.2	-41.8
34502.500	51.7	57.5	1.2	41.0	5.1	0.0	Vert	PK	0.0	40.3	82.2	-41.9
31915.520	51.2	57.4	1.2	41.4	4.9	0.0	Vert	PK	0.0	40.1	82.2	-42.1

SPURIOUS RADIATED EMISSIONS

EmiR5 2021.05.14.0 PSA-ESCI 2021.03.17.0

Work Order:	NOKI0028	**Date:**	2021-06-28	FOR REFERENCE ONLY	
Project:	None	**Temperature:**	21.3 °C		
Job Site:	TX02	**Humidity:**	55% RH		
Serial Number:	YK211100168	**Barometric Pres.:**	1019 mbar	**Tested by:**	Brandon Hobbs
EUT:	AZQW				
Configuration:	5				
Customer:	Nokia Solutions and Networks				
Attendees:	David Le, John Rattanavong				
EUT Power:	54VDC				
Operating Mode:	5G NR, All ports on and terminated, Continuous Tx, Power levels provided in table noted in Power table. Single mode, NR 40 High Channel 3960 MHz, QPSK				
Deviations:	None				
Comments:	The EUT in normally operating orientation.				

Test Specifications	**Test Method**
FCC 27.53:2021	ANSI C63.26:2015

Run #	42	**Test Distance (m)**	3	**Antenna Height(s)**	1.25 (m)	**Results**	Evaluation

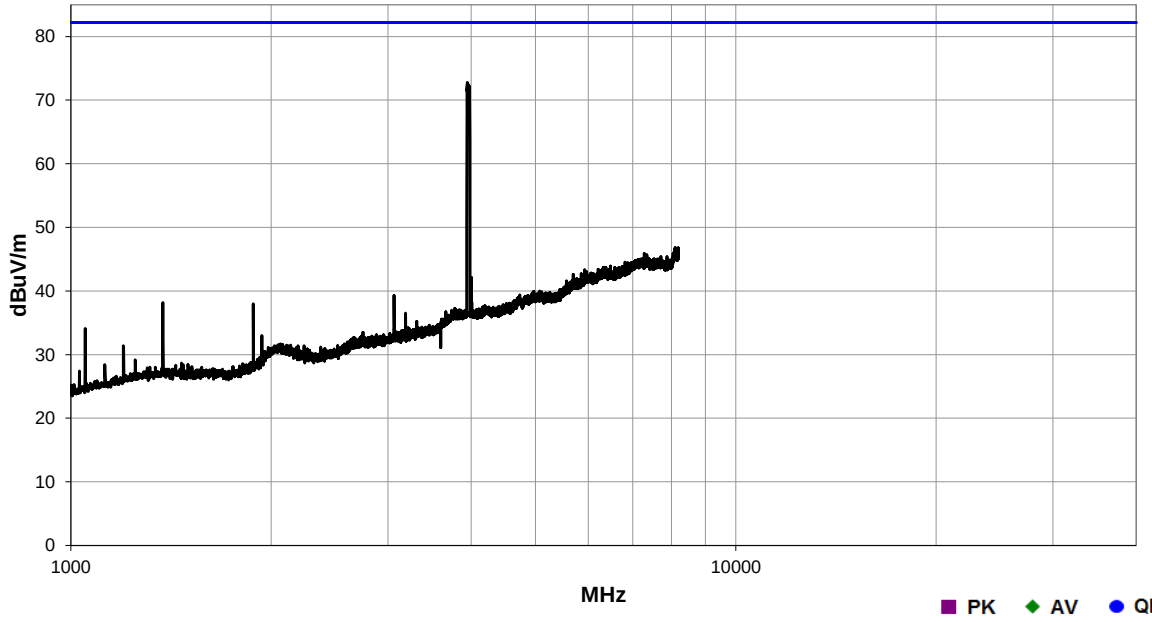

Freq (MHz)	Amplitude (dBuV)	Preamp (dB)	Antenna Height (meters)	Transducer (dB/m)	Cable (dB)	External Attenuation (dB)	Polarity/ Transducer Type	Detector	Distance Adjustment (dB)	Adjusted (dBuV/m)	Spec. Limit (dBuV/m)	Compared to Spec. (dB)
3948.211	70.0	37.4	1.2	31.5	8.7	0.0	Horz	PK	0.0	72.8	82.2	-9.4
3948.211	69.9	37.4	1.2	31.5	8.7	0.0	Vert	PK	0.0	72.7	82.2	-9.5
8097.155	34.2	37.5	1.2	37.1	13.0	0.0	Horz	PK	0.0	46.8	82.2	-35.4
8100.671	33.7	37.5	1.2	37.1	13.0	0.0	Vert	PK	0.0	46.3	82.2	-35.9
4002.710	38.9	37.3	1.2	31.6	8.9	0.0	Horz	PK	0.0	42.1	82.2	-40.1
4002.710	38.5	37.3	1.2	31.6	8.9	0.0	Vert	PK	0.0	41.7	82.2	-40.5
3062.166	41.0	38.8	1.2	29.4	7.7	0.0	Horz	PK	0.0	39.3	82.2	-42.9
1375.339	46.2	38.5	1.2	25.5	5.0	0.0	Vert	PK	0.0	38.2	82.2	-44.0
1880.772	44.9	39.1	1.2	26.4	5.8	0.0	Horz	PK	0.0	38.0	82.2	-44.2
3062.166	39.4	38.8	1.2	29.4	7.7	0.0	Vert	PK	0.0	37.7	82.2	-44.5
3187.865	37.8	38.7	1.2	29.7	7.7	0.0	Horz	PK	0.0	36.5	82.2	-45.7
1375.339	44.2	38.5	1.2	25.5	5.0	0.0	Horz	PK	0.0	36.2	82.2	-46.0
3312.685	35.5	38.2	1.2	30.0	7.9	0.0	Horz	PK	0.0	35.2	82.2	-47.0
3187.865	36.4	38.7	1.2	29.7	7.7	0.0	Vert	PK	0.0	35.1	82.2	-47.1
1050.983	44.4	38.4	1.2	23.6	4.5	0.0	Horz	PK	0.0	34.1	82.2	-48.1
1937.907	39.3	39.3	1.2	27.2	5.8	0.0	Vert	PK	0.0	33.0	82.2	-49.2
1937.907	37.8	39.3	1.2	27.2	5.8	0.0	Horz	PK	0.0	31.5	82.2	-50.7
1199.536	40.3	38.4	1.2	24.8	4.7	0.0	Vert	PK	0.0	31.4	82.2	-50.8
1199.536	39.1	38.4	1.2	24.8	4.7	0.0	Horz	PK	0.0	30.2	82.2	-52.0
1249.640	37.7	38.4	1.2	25.1	4.8	0.0	Horz	PK	0.0	29.2	82.2	-53.0

SPURIOUS RADIATED EMISSIONS

EmiR5 2021.05.14.0 PSA-ESCI 2021.03.17.0

Work Order:	NOKI0028	**Date:**	2021-06-28	FOR REFERENCE ONLY	
Project:	None	**Temperature:**	21.3 °C		
Job Site:	TX02	**Humidity:**	55% RH		
Serial Number:	YK211100168	**Barometric Pres.:**	1019 mbar	**Tested by:**	Brandon Hobbs
EUT:	AZQW				
Configuration:	5				
Customer:	Nokia Solutions and Networks				
Attendees:	David Le, John Rattanavong				
EUT Power:	54VDC				
Operating Mode:	5G NR, All ports on and terminated, Continuous Tx, Power levels provided in table noted in Power table. Single mode, NR 40 High Channel 3960 MHz, QPSK				
Deviations:	None				
Comments:	The EUT in normally operating orientation.				

Test Specifications	**Test Method**
FCC 27.53:2021	ANSI C63.26:2015

Run #	43	**Test Distance (m)**	3	**Antenna Height(s)**	1.25 (m)	**Results**	Evaluation

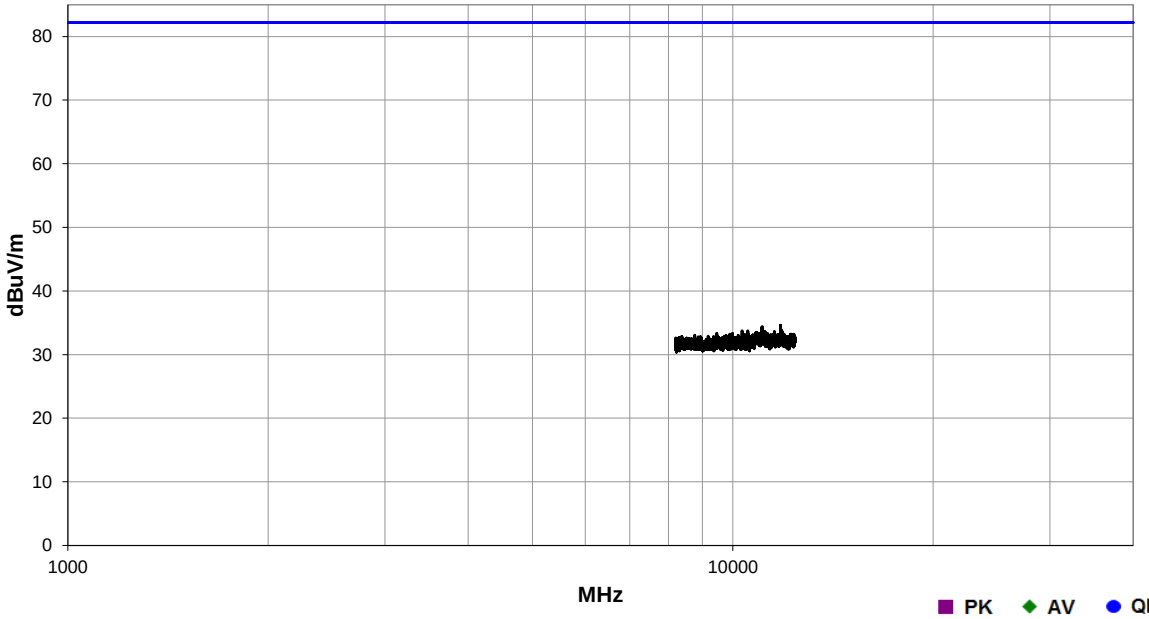

Freq (MHz)	Amplitude (dBuV)	Preamp (dB)	Antenna Height (meters)	Transducer (dB/m)	Cable (dB)	External Attenuation (dB)	Polarity/ Transducer Type	Detector	Distance Adjustment (dB)	Adjusted (dBuV/m)	Spec. Limit (dBuV/m)	Compared to Spec. (dB)
11796.480	38.3	53.1	1.2	33.6	15.8	0.0	Horz	PK	0.0	34.6	82.2	-47.6
11067.340	38.6	53.0	1.2	33.5	15.3	0.0	Horz	PK	0.0	34.4	82.2	-47.8
10536.640	38.3	52.8	1.2	33.5	14.7	0.0	Horz	PK	0.0	33.7	82.2	-48.5
10325.380	37.7	52.1	1.2	33.5	14.6	0.0	Vert	PK	0.0	33.7	82.2	-48.5
11170.410	37.9	53.1	1.2	33.5	15.3	0.0	Vert	PK	0.0	33.6	82.2	-48.6

SPURIOUS RADIATED EMISSIONS

EmiR5 2021.05.14.0 PSA-ESCI 2021.03.17.0

Work Order:	NOKI0028	**Date:**	2021-06-28	FOR REFERENCE ONLY	
Project:	None	**Temperature:**	21.3 °C		
Job Site:	TX02	**Humidity:**	55% RH		
Serial Number:	YK211100168	**Barometric Pres.:**	1019 mbar	**Tested by:**	Brandon Hobbs
EUT:	AZQW				
Configuration:	5				
Customer:	Nokia Solutions and Networks				
Attendees:	David Le, John Rattanavong				
EUT Power:	54VDC				
Operating Mode:	5G NR, All ports on and terminated, Continuous Tx, Power levels provided in table noted in Power table. Single mode, NR 40 High Channel 3960 MHz, QPSK				
Deviations:	None				
Comments:	The EUT in normally operating orientation.				

Test Specifications	**Test Method**
FCC 27.53:2021	ANSI C63.26:2015

Run #	44	**Test Distance (m)**	3	**Antenna Height(s)**	1.25 (m)	**Results**	Evaluation

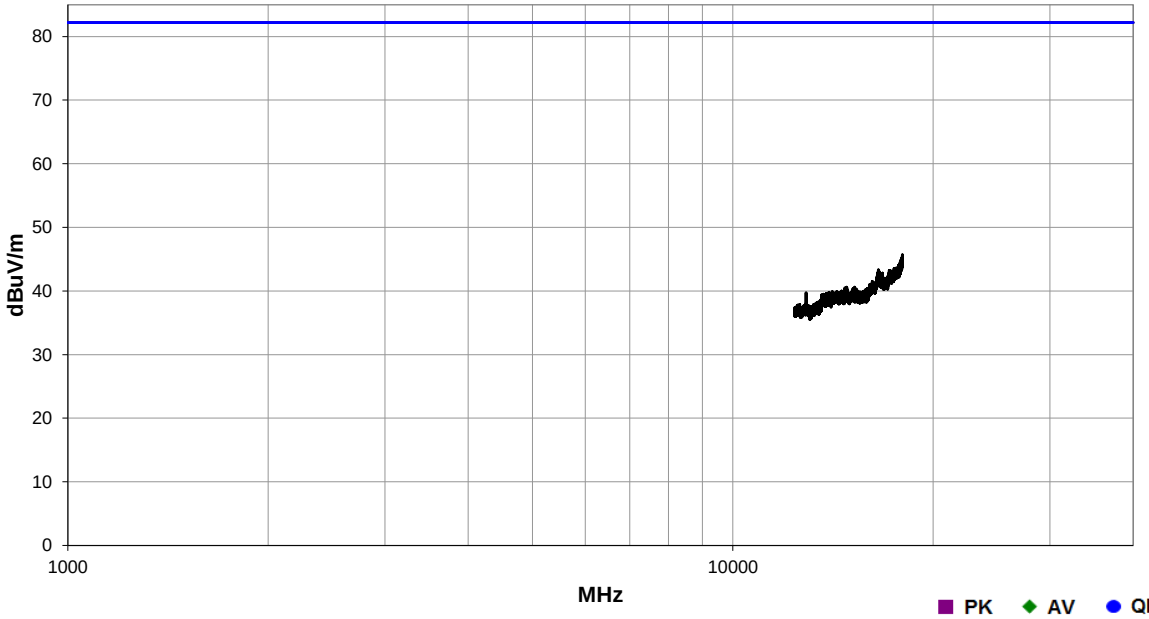

Freq (MHz)	Amplitude (dBuV)	Preamp (dB)	Antenna Height (meters)	Transducer (dB/m)	Cable (dB)	External Attenuation (dB)	Polarity/ Transducer Type	Detector	Distance Adjustment (dB)	Adjusted (dBuV/m)	Spec. Limit (dBuV/m)	Compared to Spec. (dB)
17991.800	29.6	42.7	1.2	37.3	21.5	0.0	Vert	PK	0.0	45.7	82.2	-36.5
17993.160	29.3	42.7	1.2	37.3	21.5	0.0	Horz	PK	0.0	45.4	82.2	-36.8
16561.540	30.2	44.8	1.2	37.2	20.7	0.0	Horz	PK	0.0	43.3	82.2	-38.9
12890.880	32.9	47.4	1.2	37.0	17.2	0.0	Vert	PK	0.0	39.7	82.2	-42.5

SPURIOUS RADIATED EMISSIONS

EmiR5 2021.05.14.0 PSA-ESCI 2021.03.17.0

Work Order:	NOKI0028	**Date:**	2021-06-28	FOR REFERENCE ONLY	
Project:	None	**Temperature:**	21.3 °C		
Job Site:	TX02	**Humidity:**	55% RH		
Serial Number:	YK211100168	**Barometric Pres.:**	1019 mbar	**Tested by:**	Brandon Hobbs
EUT:	AZQW				
Configuration:	5				
Customer:	Nokia Solutions and Networks				
Attendees:	David Le, John Rattanavong				
EUT Power:	54VDC				
Operating Mode:	5G NR, All ports on and terminated, Continuous Tx, Power levels provided in table noted in Power table. Single mode, NR 40 Mid Channel 3840 MHz, QPSK				
Deviations:	None				
Comments:	The EUT in normally operating orientation.				

Test Specifications	**Test Method**
FCC 27.53:2021	ANSI C63.26:2015

Run #	45	**Test Distance (m)**	3	**Antenna Height(s)**	1.25 (m)	**Results**	Evaluation

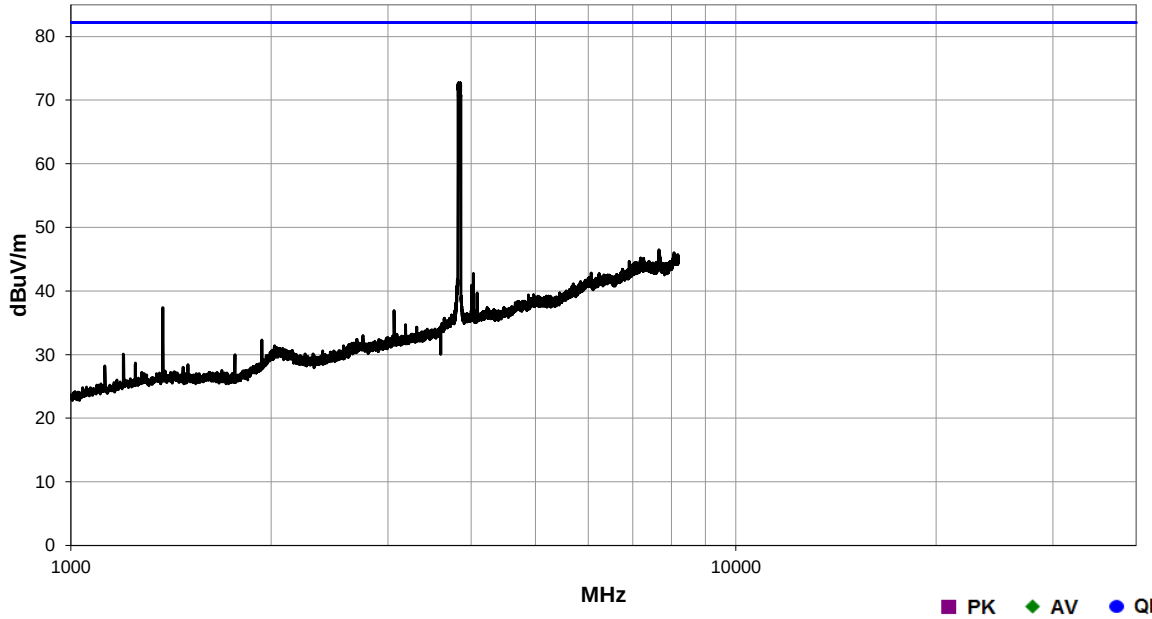

Freq (MHz)	Amplitude (dBuV)	Preamp (dB)	Antenna Height (meters)	Transducer (dB/m)	Cable (dB)	External Attenuation (dB)	Polarity/ Transducer Type	Detector	Distance Adjustment (dB)	Adjusted (dBuV/m)	Spec. Limit (dBuV/m)	Compared to Spec. (dB)
3826.029	70.4	37.3	1.2	31.2	8.4	0.0	Horz	PK	0.0	72.7	82.2	-9.5
3835.698	69.3	37.3	1.2	31.2	8.4	0.0	Vert	PK	0.0	71.6	82.2	-10.6
7668.197	34.5	37.6	1.2	37.3	12.3	0.0	Vert	PK	0.0	46.5	82.2	-35.7
8076.059	33.4	37.5	1.2	37.1	13.0	0.0	Horz	PK	0.0	46.0	82.2	-36.2
8074.301	33.1	37.5	1.2	37.1	13.0	0.0	Vert	PK	0.0	45.7	82.2	-36.5
7676.987	33.5	37.6	1.2	37.3	12.3	0.0	Horz	PK	0.0	45.5	82.2	-36.7
6913.124	33.3	37.3	1.2	36.7	11.9	0.0	Horz	PK	0.0	44.6	82.2	-37.6
4029.960	39.4	37.3	1.2	31.7	8.9	0.0	Horz	PK	0.0	42.7	82.2	-39.5
4029.960	38.8	37.3	1.2	31.7	8.9	0.0	Vert	PK	0.0	42.1	82.2	-40.1
4007.984	37.7	37.3	1.2	31.6	8.9	0.0	Vert	PK	0.0	40.9	82.2	-41.3
4002.710	37.3	37.3	1.2	31.6	8.9	0.0	Vert	PK	0.0	40.5	82.2	-41.7
4082.701	36.0	37.2	1.2	31.8	9.1	0.0	Vert	PK	0.0	39.7	82.2	-42.5
4008.863	35.7	37.3	1.2	31.6	8.9	0.0	Horz	PK	0.0	38.9	82.2	-43.3
1374.460	45.4	38.5	1.2	25.5	5.0	0.0	Vert	PK	0.0	37.4	82.2	-44.8
3062.166	38.6	38.8	1.2	29.4	7.7	0.0	Vert	PK	0.0	36.9	82.2	-45.3
3062.166	38.1	38.8	1.2	29.4	7.7	0.0	Horz	PK	0.0	36.4	82.2	-45.8
1374.460	42.7	38.5	1.2	25.5	5.0	0.0	Horz	PK	0.0	34.7	82.2	-47.5
3187.865	36.0	38.7	1.2	29.7	7.7	0.0	Horz	PK	0.0	34.7	82.2	-47.5
1937.028	38.6	39.3	1.2	27.2	5.8	0.0	Vert	PK	0.0	32.3	82.2	-49.9
2024.930	35.7	39.5	1.2	29.2	6.0	0.0	Vert	PK	0.0	31.4	82.2	-50.8

SPURIOUS RADIATED EMISSIONS

EmiR5 2021.05.14.0 PSA-ESCI 2021.03.17.0

Work Order:	NOKI0028	**Date:**	2021-06-28	FOR REFERENCE ONLY	
Project:	None	**Temperature:**	21.3 °C		
Job Site:	TX02	**Humidity:**	55% RH		
Serial Number:	YK211100168	**Barometric Pres.:**	1019 mbar	**Tested by:**	Brandon Hobbs
EUT:	AZQW				
Configuration:	5				
Customer:	Nokia Solutions and Networks				
Attendees:	David Le, John Rattanavong				
EUT Power:	54VDC				
Operating Mode:	5G NR, All ports on and terminated, Continuous Tx, Power levels provided in table noted in Power table. Single mode, NR 40 Mid Channel 3840 MHz, QPSK				
Deviations:	None				
Comments:	The EUT in normally operating orientation.				

Test Specifications	**Test Method**
FCC 27.53:2021	ANSI C63.26:2015

Run #	46	**Test Distance (m)**	3	**Antenna Height(s)**	1.25 (m)	**Results**	Evaluation

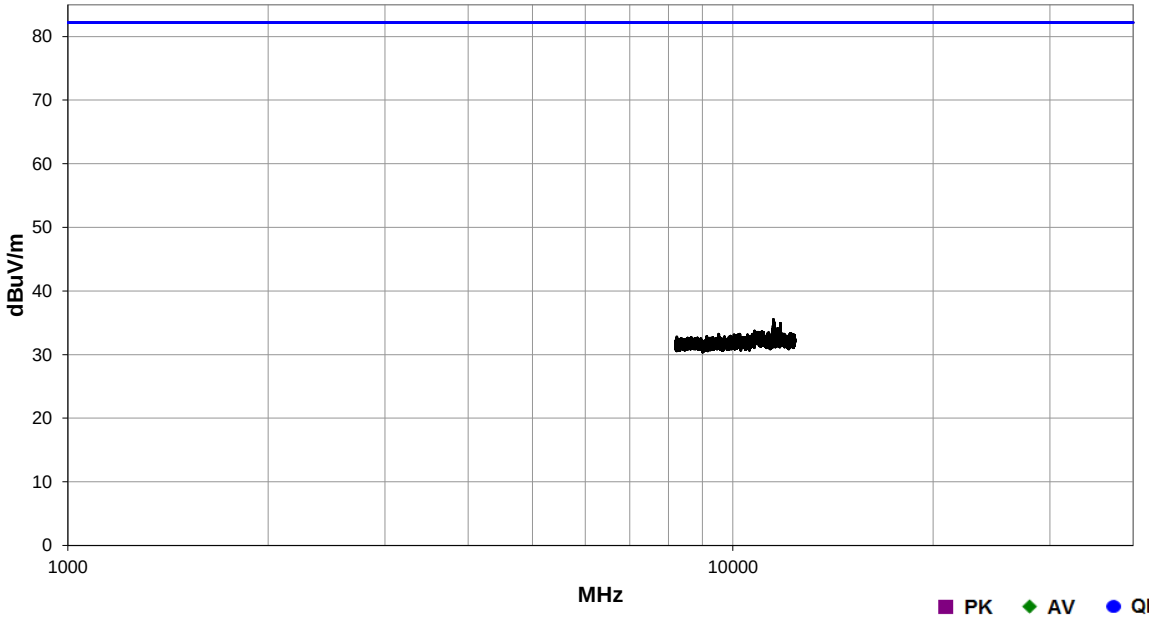

Freq (MHz)	Amplitude (dBuV)	Preamp (dB)	Antenna Height (meters)	Transducer (dB/m)	Cable (dB)	External Attenuation (dB)	Polarity/ Transducer Type	Detector	Distance Adjustment (dB)	Adjusted (dBuV/m)	Spec. Limit (dBuV/m)	Compared to Spec. (dB)
11513.950	39.8	53.4	1.2	33.5	15.6	0.0	Horz	PK	0.0	35.5	82.2	-46.7
11526.770	39.4	53.4	1.2	33.5	15.6	0.0	Vert	PK	0.0	35.1	82.2	-47.1
11796.480	38.6	53.1	1.2	33.6	15.8	0.0	Horz	PK	0.0	34.9	82.2	-47.3

SPURIOUS RADIATED EMISSIONS

EmiR5 2021.05.14.0 PSA-ESCI 2021.03.17.0

Work Order:	NOKI0028	**Date:**	2021-06-28	FOR REFERENCE ONLY	
Project:	None	**Temperature:**	21.3 °C		
Job Site:	TX02	**Humidity:**	55% RH		
Serial Number:	YK211100168	**Barometric Pres.:**	1019 mbar	**Tested by:**	Brandon Hobbs
EUT:	AZQW				
Configuration:	5				
Customer:	Nokia Solutions and Networks				
Attendees:	David Le, John Rattanavong				
EUT Power:	54VDC				
Operating Mode:	5G NR, All ports on and terminated, Continuous Tx, Power levels provided in table noted in Power table. Single mode, NR 40 Mid Channel 3840 MHz, QPSK				
Deviations:	None				
Comments:	The EUT in normally operating orientation.				

Test Specifications	**Test Method**
FCC 27.53:2021	ANSI C63.26:2015

Run #	47	**Test Distance (m)**	3	**Antenna Height(s)**	1.25 (m)	**Results**	Evaluation

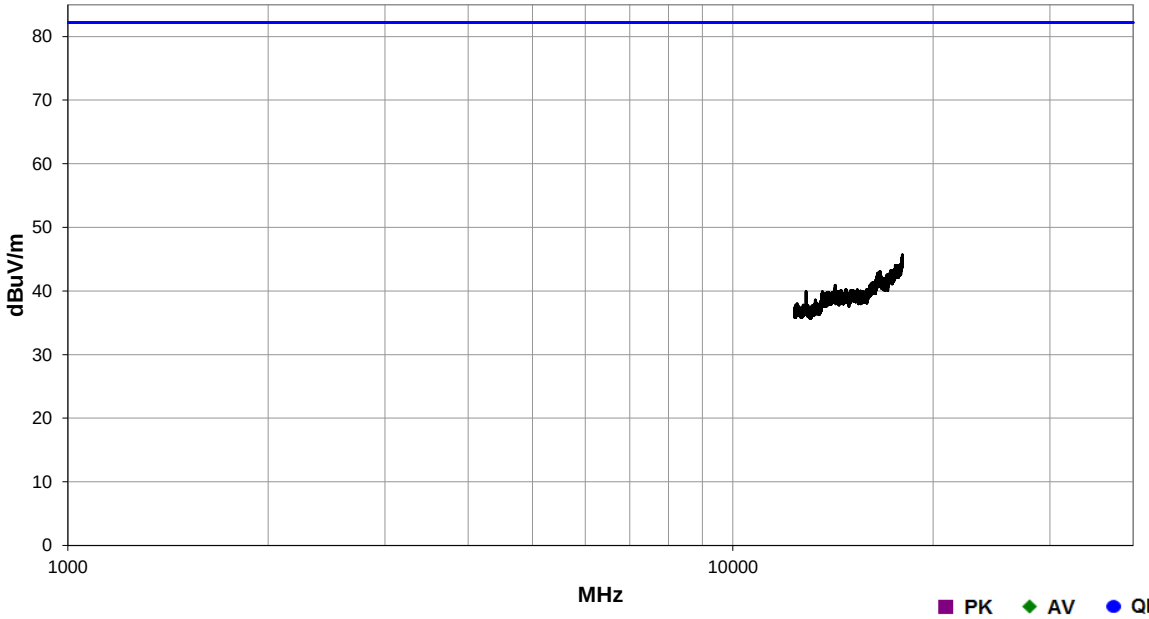

Freq (MHz)	Amplitude (dBuV)	Preamp (dB)	Antenna Height (meters)	Transducer (dB/m)	Cable (dB)	External Attenuation (dB)	Polarity/ Transducer Type	Detector	Distance Adjustment (dB)	Adjusted (dBuV/m)	Spec. Limit (dBuV/m)	Compared to Spec. (dB)
17991.800	29.6	42.7	1.2	37.3	21.5	0.0	Horz	PK	0.0	45.7	82.2	-36.5
17995.210	29.1	42.7	1.2	37.3	21.5	0.0	Vert	PK	0.0	45.2	82.2	-37.0
14252.080	32.4	46.7	1.2	37.1	18.1	0.0	Vert	PK	0.0	40.9	82.2	-41.3
12890.880	33.1	47.4	1.2	37.0	17.2	0.0	Vert	PK	0.0	39.9	82.2	-42.3

SPURIOUS RADIATED EMISSIONS

EmiR5 2021.05.14.0 PSA-ESCI 2021.03.17.0

Work Order:	NOKI0028	**Date:**	2021-06-28	FOR REFERENCE ONLY	
Project:	None	**Temperature:**	21.3 °C		
Job Site:	TX02	**Humidity:**	55% RH		
Serial Number:	YK211100168	**Barometric Pres.:**	1019 mbar	**Tested by:**	Brandon Hobbs
EUT:	AZQW				
Configuration:	5				
Customer:	Nokia Solutions and Networks				
Attendees:	David Le, John Rattanavong				
EUT Power:	54VDC				
Operating Mode:	5G NR, All ports on and terminated, Continuous Tx, Power levels provided in table noted in Power table. Single mode, NR 40 Low Channel 3720 MHz, QPSK				
Deviations:	None				
Comments:	The EUT in normally operating orientation.				

Test Specifications	**Test Method**
FCC 27.53:2021	ANSI C63.26:2015

Run #	50	**Test Distance (m)**	3	**Antenna Height(s)**	1.25 (m)	**Results**	Evaluation

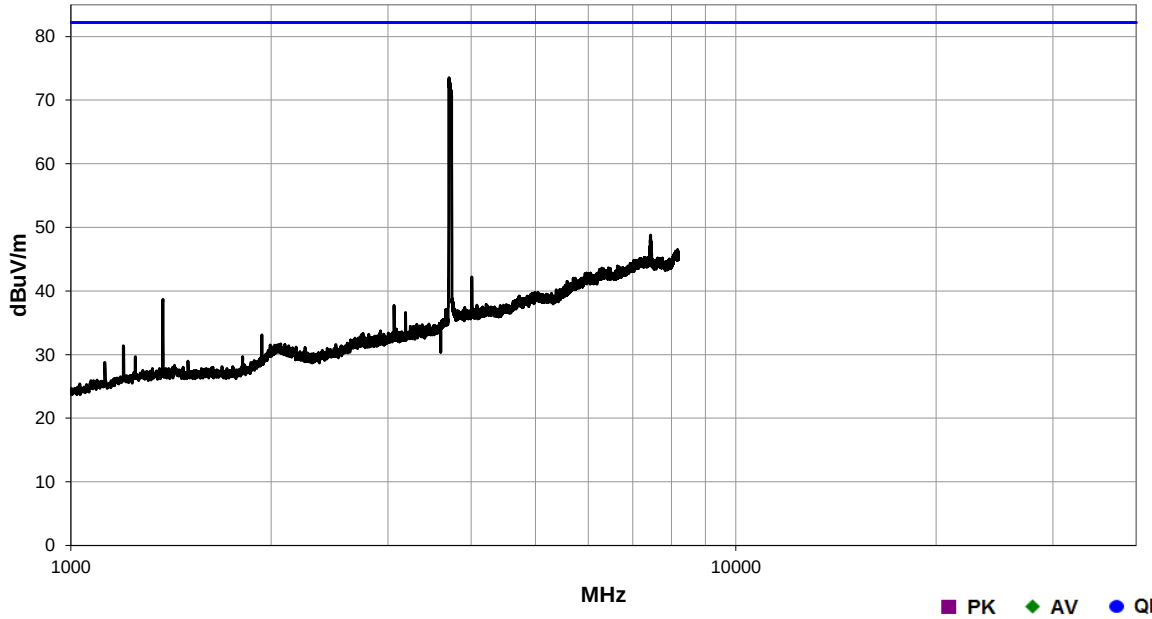

Freq (MHz)	Amplitude (dBuV)	Preamp (dB)	Antenna Height (meters)	Transducer (dB/m)	Cable (dB)	External Attenuation (dB)	Polarity/ Transducer Type	Detector	Distance Adjustment (dB)	Adjusted (dBuV/m)	Spec. Limit (dBuV/m)	Compared to Spec. (dB)
3705.604	71.8	37.4	1.2	30.7	8.4	0.0	Vert	PK	0.0	73.5	82.2	-8.7
3718.789	69.8	37.4	1.2	30.8	8.4	0.0	Horz	PK	0.0	71.6	82.2	-10.6
7443.169	36.7	37.7	1.2	37.5	12.3	0.0	Vert	PK	0.0	48.8	82.2	-33.4
7442.290	36.1	37.7	1.2	37.5	12.3	0.0	Horz	PK	0.0	48.2	82.2	-34.0
8170.114	33.5	37.5	1.2	37.1	13.4	0.0	Vert	PK	0.0	46.5	82.2	-35.7
8127.921	33.4	37.4	1.2	37.1	13.1	0.0	Horz	PK	0.0	46.2	82.2	-36.0
4009.742	38.9	37.3	1.2	31.7	8.9	0.0	Vert	PK	0.0	42.2	82.2	-40.0
4003.589	37.0	37.3	1.2	31.6	8.9	0.0	Horz	PK	0.0	40.2	82.2	-42.0
4008.863	35.6	37.3	1.2	31.6	8.9	0.0	Horz	PK	0.0	38.8	82.2	-43.4
1375.339	46.7	38.5	1.2	25.5	5.0	0.0	Vert	PK	0.0	38.7	82.2	-43.5
3062.166	39.4	38.8	1.2	29.4	7.7	0.0	Horz	PK	0.0	37.7	82.2	-44.5
3062.166	38.7	38.8	1.2	29.4	7.7	0.0	Vert	PK	0.0	37.0	82.2	-45.2
1375.339	44.6	38.5	1.2	25.5	5.0	0.0	Horz	PK	0.0	36.6	82.2	-45.6
3187.865	37.9	38.7	1.2	29.7	7.7	0.0	Horz	PK	0.0	36.6	82.2	-45.6
3187.865	36.3	38.7	1.2	29.7	7.7	0.0	Vert	PK	0.0	35.0	82.2	-47.2
1937.028	39.4	39.3	1.2	27.2	5.8	0.0	Vert	PK	0.0	33.1	82.2	-49.1
2068.001	36.1	39.6	1.2	29.2	6.0	0.0	Horz	PK	0.0	31.7	82.2	-50.5
2098.767	36.2	39.7	1.2	29.1	6.0	0.0	Vert	PK	0.0	31.6	82.2	-50.6
1199.536	40.3	38.4	1.2	24.8	4.7	0.0	Vert	PK	0.0	31.4	82.2	-50.8
1199.536	39.6	38.4	1.2	24.8	4.7	0.0	Horz	PK	0.0	30.7	82.2	-51.5

SPURIOUS RADIATED EMISSIONS

EmiR5 2021.05.14.0 PSA-ESCI 2021.03.17.0

Work Order:	NOKI0028	**Date:**	2021-06-28	FOR REFERENCE ONLY	
Project:	None	**Temperature:**	21.3 °C		
Job Site:	TX02	**Humidity:**	55% RH		
Serial Number:	YK211100168	**Barometric Pres.:**	1019 mbar	**Tested by:**	Brandon Hobbs
EUT:	AZQW				
Configuration:	5				
Customer:	Nokia Solutions and Networks				
Attendees:	David Le, John Rattanavong				
EUT Power:	54VDC				
Operating Mode:	5G NR, All ports on and terminated, Continuous Tx, Power levels provided in table noted in Power table. Single mode, NR 40 Low Channel 3720 MHz, QPSK				
Deviations:	None				
Comments:	The EUT in normally operating orientation.				

Test Specifications	**Test Method**
FCC 27.53:2021	ANSI C63.26:2015

Run #	51	**Test Distance (m)**	3	**Antenna Height(s)**	1.25 (m)	**Results**	Evaluation

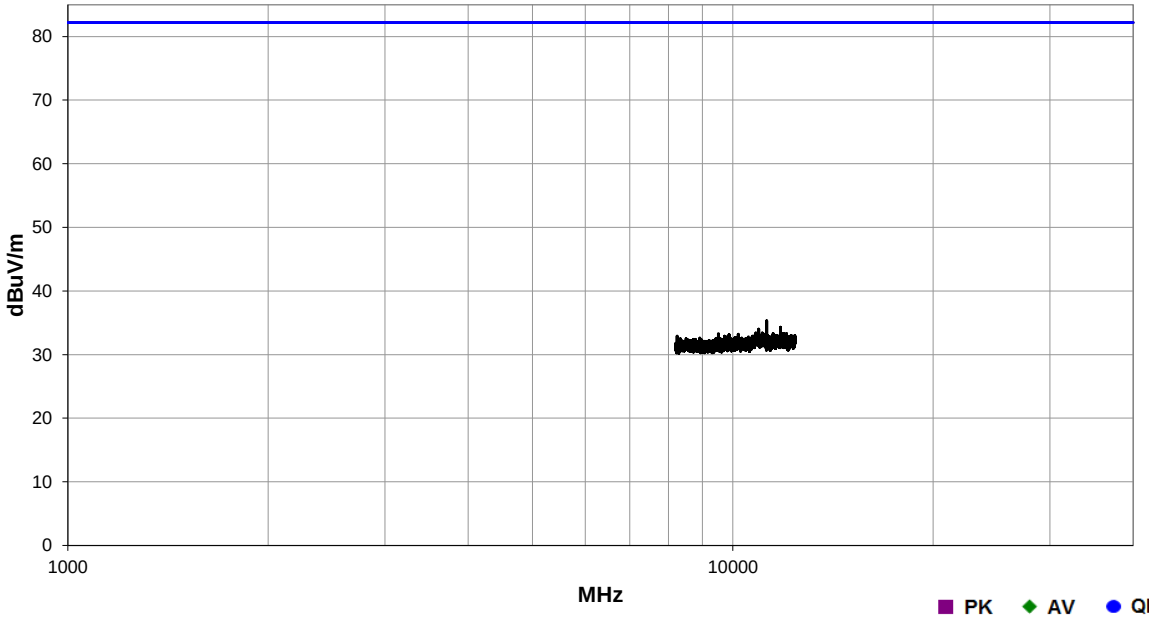

Freq (MHz)	Amplitude (dBuV)	Preamp (dB)	Antenna Height (meters)	Transducer (dB/m)	Cable (dB)	External Attenuation (dB)	Polarity/ Transducer Type	Detector	Distance Adjustment (dB)	Adjusted (dBuV/m)	Spec. Limit (dBuV/m)	Compared to Spec. (dB)
11249.880	39.9	53.4	1.2	33.5	15.3	0.0	Vert	PK	0.0	35.3	82.2	-46.9
11796.480	38.0	53.1	1.2	33.6	15.8	0.0	Horz	PK	0.0	34.3	82.2	-47.9
10939.150	38.2	52.9	1.2	33.5	15.2	0.0	Vert	PK	0.0	34.0	82.2	-48.2
9517.788	37.9	51.9	1.2	33.4	13.9	0.0	Vert	PK	0.0	33.3	82.2	-48.9

SPURIOUS RADIATED EMISSIONS

EmiR5 2021.05.14.0 PSA-ESCI 2021.03.17.0

Work Order:	NOKI0028	**Date:**	2021-06-28	FOR REFERENCE ONLY	
Project:	None	**Temperature:**	21.3 °C		
Job Site:	TX02	**Humidity:**	55% RH		
Serial Number:	YK211100168	**Barometric Pres.:**	1019 mbar	**Tested by:**	Brandon Hobbs
EUT:	AZQW				
Configuration:	5				
Customer:	Nokia Solutions and Networks				
Attendees:	David Le, John Rattanavong				
EUT Power:	54VDC				
Operating Mode:	5G NR, All ports on and terminated, Continuous Tx, Power levels provided in table noted in Power table. Single mode, NR 40 Low Channel 3720 MHz, QPSK				
Deviations:	None				
Comments:	The EUT in normally operating orientation.				

Test Specifications	**Test Method**
FCC 27.53:2021	ANSI C63.26:2015

Run #	52	**Test Distance (m)**	3	**Antenna Height(s)**	1.25 (m)	**Results**	Evaluation

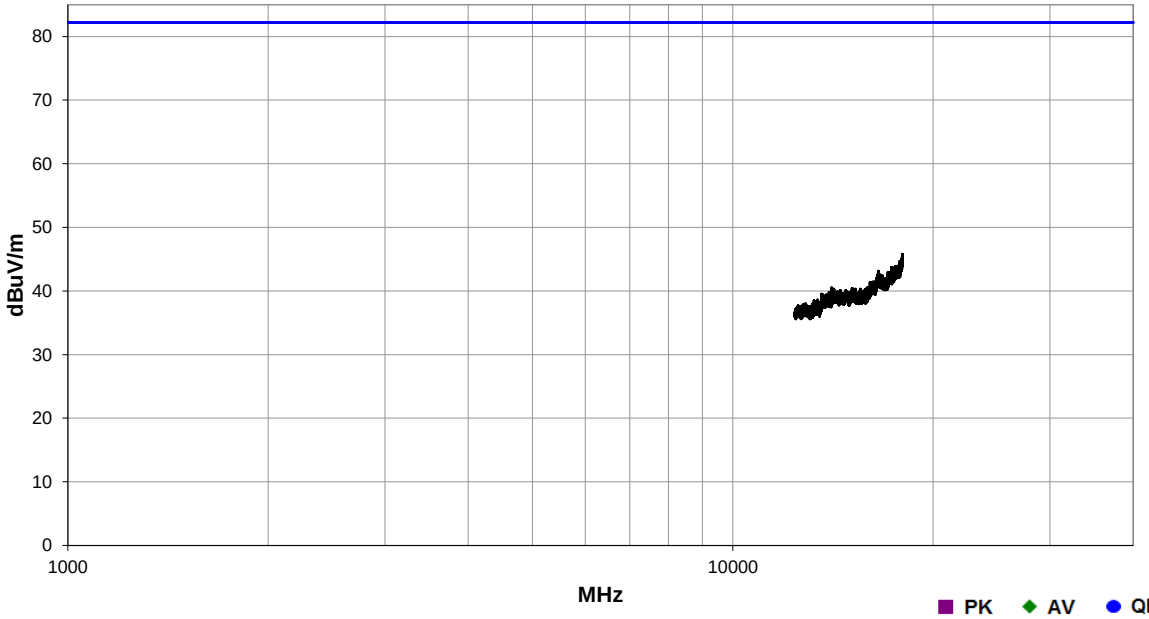

Freq (MHz)	Amplitude (dBuV)	Preamp (dB)	Antenna Height (meters)	Transducer (dB/m)	Cable (dB)	External Attenuation (dB)	Polarity/ Transducer Type	Detector	Distance Adjustment (dB)	Adjusted (dBuV/m)	Spec. Limit (dBuV/m)	Compared to Spec. (dB)
17995.900	29.7	42.7	1.2	37.3	21.5	0.0	Horz	PK	0.0	45.8	82.2	-36.4
17995.210	29.1	42.7	1.2	37.3	21.5	0.0	Vert	PK	0.0	45.2	82.2	-37.0
16564.280	30.0	44.8	1.2	37.2	20.7	0.0	Vert	PK	0.0	43.1	82.2	-39.1
14082.530	32.4	46.7	1.2	37.1	17.7	0.0	Horz	PK	0.0	40.5	82.2	-41.7

SPURIOUS RADIATED EMISSIONS

EmiR5 2021.05.14.0 PSA-ESCI 2021.03.17.0

Work Order:	NOKI0028	**Date:**	2021-06-28	FOR REFERENCE ONLY	
Project:	None	**Temperature:**	21.3 °C		
Job Site:	TX02	**Humidity:**	55% RH		
Serial Number:	YK211100168	**Barometric Pres.:**	1019 mbar	**Tested by:**	Brandon Hobbs
EUT:	AZQW				
Configuration:	5				
Customer:	Nokia Solutions and Networks				
Attendees:	David Le, John Rattanavong				
EUT Power:	54VDC				
Operating Mode:	5G NR, All ports on and terminated, Continuous Tx, Power levels provided in table noted in Power table. Single mode, NR 100 Mid Channel 3840 MHz, QPSK				
Deviations:	None				
Comments:	The EUT in normally operating orientation.				

Test Specifications	**Test Method**
FCC 27.53:2021	ANSI C63.26:2015

Run #	57	**Test Distance (m)**	3	**Antenna Height(s)**	1.25 (m)	**Results**	Evaluation

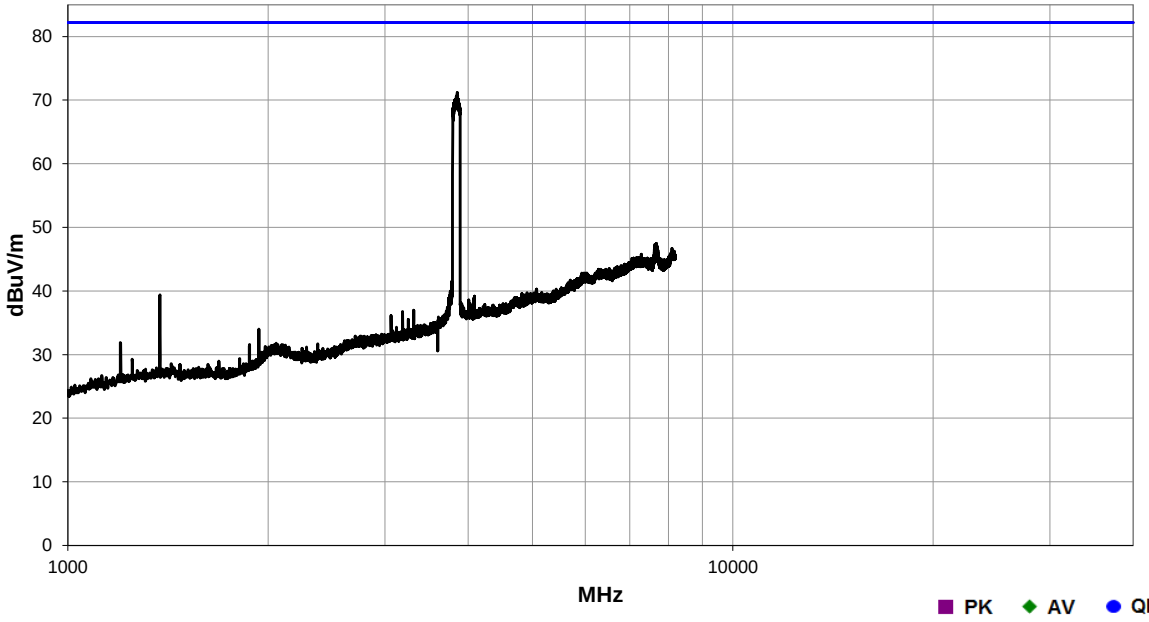

Freq (MHz)	Amplitude (dBuV)	Preamp (dB)	Antenna Height (meters)	Transducer (dB/m)	Cable (dB)	External Attenuation (dB)	Polarity/ Transducer Type	Detector	Distance Adjustment (dB)	Adjusted (dBuV/m)	Spec. Limit (dBuV/m)	Compared to Spec. (dB)
3850.641	68.9	37.4	1.2	31.2	8.5	0.0	Horz	PK	0.0	71.2	82.2	-11.0
3851.520	68.5	37.4	1.2	31.2	8.5	0.0	Vert	PK	0.0	70.8	82.2	-11.4
7675.229	35.5	37.6	1.2	37.3	12.3	0.0	Horz	PK	0.0	47.5	82.2	-34.7
7663.802	35.4	37.6	1.2	37.3	12.3	0.0	Vert	PK	0.0	47.4	82.2	-34.8
8099.792	34.1	37.5	1.2	37.1	13.0	0.0	Vert	PK	0.0	46.7	82.2	-35.5
8174.509	33.2	37.5	1.2	37.1	13.4	0.0	Horz	PK	0.0	46.2	82.2	-36.0
1375.339	47.4	38.5	1.2	25.5	5.0	0.0	Vert	PK	0.0	39.4	82.2	-42.8
4087.975	35.5	37.2	1.2	31.8	9.1	0.0	Vert	PK	0.0	39.2	82.2	-43.0
4080.942	35.2	37.2	1.2	31.8	9.1	0.0	Vert	PK	0.0	38.9	82.2	-43.3
4087.975	34.9	37.2	1.2	31.8	9.1	0.0	Horz	PK	0.0	38.6	82.2	-43.6
4007.984	35.4	37.3	1.2	31.6	8.9	0.0	Vert	PK	0.0	38.6	82.2	-43.6
3312.685	37.3	38.2	1.2	30.0	7.9	0.0	Horz	PK	0.0	37.0	82.2	-45.2
1375.339	44.8	38.5	1.2	25.5	5.0	0.0	Horz	PK	0.0	36.8	82.2	-45.4
3187.865	38.1	38.7	1.2	29.7	7.7	0.0	Horz	PK	0.0	36.8	82.2	-45.4
3062.166	37.8	38.8	1.2	29.4	7.7	0.0	Vert	PK	0.0	36.1	82.2	-46.1
3250.275	36.2	38.4	1.2	29.9	7.8	0.0	Horz	PK	0.0	35.5	82.2	-46.7
3063.045	36.9	38.8	1.2	29.4	7.7	0.0	Horz	PK	0.0	35.2	82.2	-47.0
3569.357	33.9	37.6	1.2	30.5	8.2	0.0	Vert	PK	0.0	35.0	82.2	-47.2
1937.907	40.3	39.3	1.2	27.2	5.8	0.0	Vert	PK	0.0	34.0	82.2	-48.2
1199.536	40.8	38.4	1.2	24.8	4.7	0.0	Vert	PK	0.0	31.9	82.2	-50.3

SPURIOUS RADIATED EMISSIONS

EmiR5 2021.05.14.0 PSA-ESCI 2021.03.17.0

Work Order:	NOKI0028	**Date:**	2021-06-28	FOR REFERENCE ONLY	
Project:	None	**Temperature:**	21.3 °C		
Job Site:	TX02	**Humidity:**	55% RH		
Serial Number:	YK211100168	**Barometric Pres.:**	1019 mbar	**Tested by:**	Brandon Hobbs
EUT:	AZQW				
Configuration:	5				
Customer:	Nokia Solutions and Networks				
Attendees:	David Le, John Rattanavong				
EUT Power:	54VDC				
Operating Mode:	5G NR, All ports on and terminated, Continuous Tx, Power levels provided in table noted in Power table. Single mode, NR 100 Mid Channel 3840 MHz, QPSK				
Deviations:	None				
Comments:	The EUT in normally operating orientation.				

Test Specifications	**Test Method**
FCC 27.53:2021	ANSI C63.26:2015

Run #	58	**Test Distance (m)**	3	**Antenna Height(s)**	1.25 (m)	**Results**	Evaluation

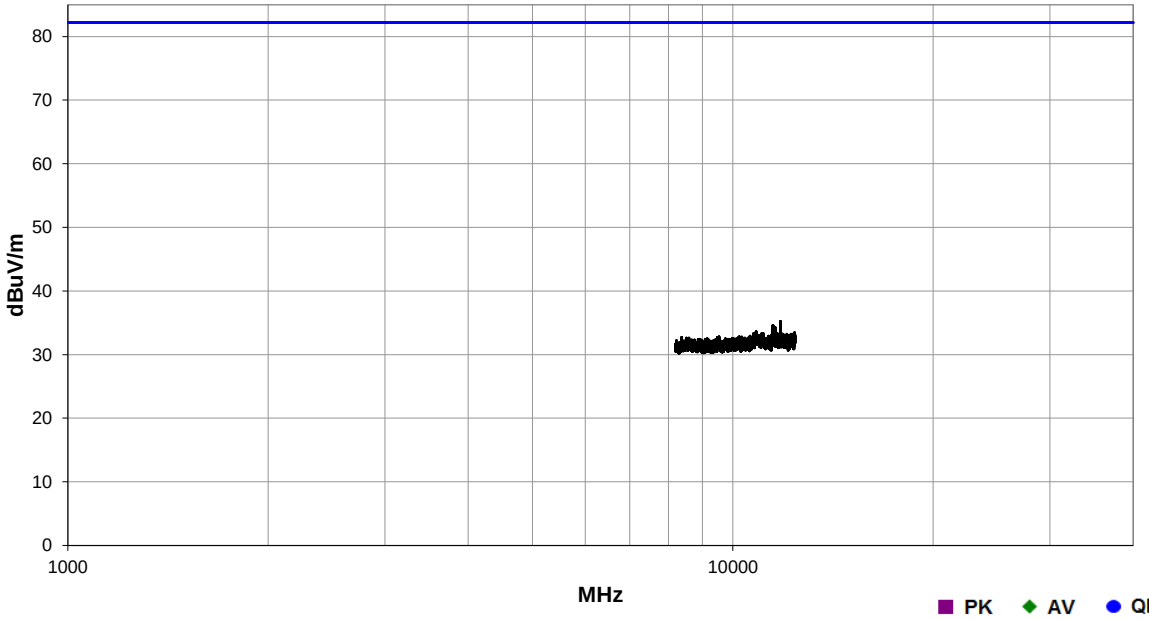

Freq (MHz)	Amplitude (dBuV)	Preamp (dB)	Antenna Height (meters)	Transducer (dB/m)	Cable (dB)	External Attenuation (dB)	Polarity/ Transducer Type	Detector	Distance Adjustment (dB)	Adjusted (dBuV/m)	Spec. Limit (dBuV/m)	Compared to Spec. (dB)
11796.480	38.9	53.1	1.2	33.6	15.8	0.0	Horz	PK	0.0	35.2	82.2	-47.0
11472.930	38.9	53.4	1.2	33.5	15.5	0.0	Horz	PK	0.0	34.5	82.2	-47.7
11546.260	38.4	53.4	1.2	33.6	15.6	0.0	Vert	PK	0.0	34.2	82.2	-48.0
10844.810	37.4	52.7	1.2	33.5	15.4	0.0	Horz	PK	0.0	33.6	82.2	-48.6

SPURIOUS RADIATED EMISSIONS

EmiR5 2021.05.14.0 PSA-ESCI 2021.03.17.0

Work Order:	NOKI0028	**Date:**	2021-06-28	FOR REFERENCE ONLY	
Project:	None	**Temperature:**	21.3 °C		
Job Site:	TX02	**Humidity:**	55% RH		
Serial Number:	YK211100168	**Barometric Pres.:**	1019 mbar	**Tested by:**	Brandon Hobbs
EUT:	AZQW				
Configuration:	5				
Customer:	Nokia Solutions and Networks				
Attendees:	David Le, John Rattanavong				
EUT Power:	54VDC				
Operating Mode:	5G NR, All ports on and terminated, Continuous Tx, Power levels provided in table noted in Power table. Single mode, NR 100 Mid Channel 3840 MHz, QPSK				
Deviations:	None				
Comments:	The EUT in normally operating orientation.				

Test Specifications	**Test Method**
FCC 27.53:2021	ANSI C63.26:2015

Run #	59	**Test Distance (m)**	3	**Antenna Height(s)**	1.25 (m)	**Results**	Evaluation

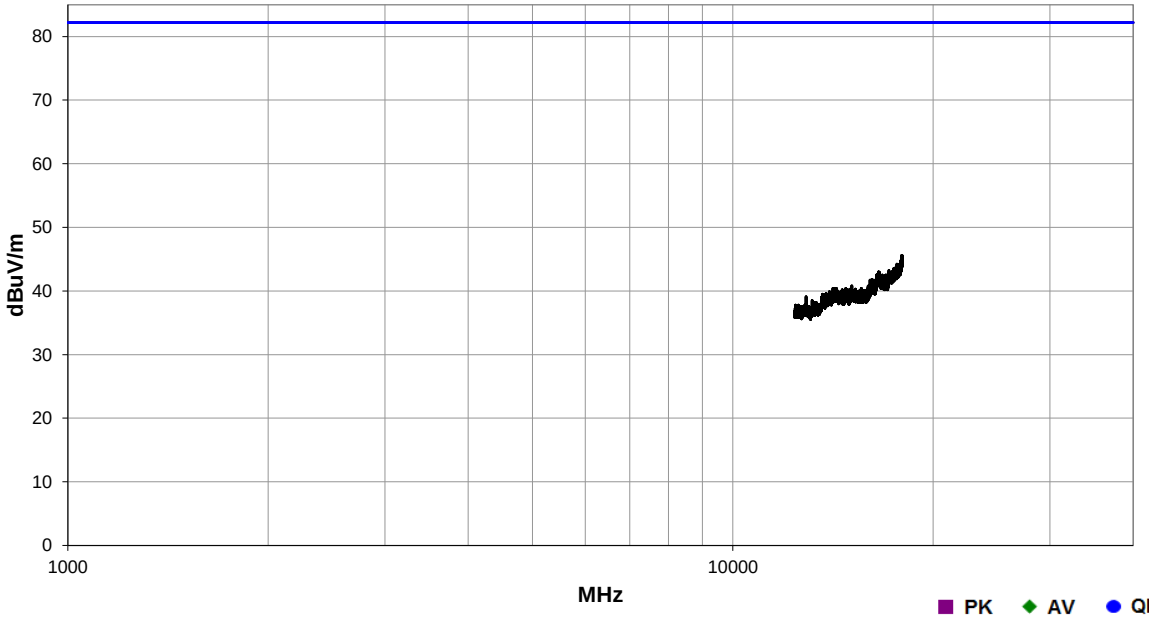

Freq (MHz)	Amplitude (dBuV)	Preamp (dB)	Antenna Height (meters)	Transducer (dB/m)	Cable (dB)	External Attenuation (dB)	Polarity/ Transducer Type	Detector	Distance Adjustment (dB)	Adjusted (dBuV/m)	Spec. Limit (dBuV/m)	Compared to Spec. (dB)
17944.620	30.4	43.5	1.2	37.3	21.4	0.0	Vert	PK	0.0	45.6	82.2	-36.6
17996.580	29.1	42.7	1.2	37.3	21.5	0.0	Horz	PK	0.0	45.2	82.2	-37.0
16581.370	30.0	44.8	1.2	37.2	20.6	0.0	Horz	PK	0.0	43.0	82.2	-39.2
12890.880	32.3	47.4	1.2	37.0	17.2	0.0	Vert	PK	0.0	39.1	82.2	-43.1

SPURIOUS RADIATED EMISSIONS

EmiR5 2021.05.14.0 PSA-ESCI 2021.03.17.0

Work Order:	NOKI0028	**Date:**	2021-06-28	FOR REFERENCE ONLY	
Project:	None	**Temperature:**	21.3 °C		
Job Site:	TX02	**Humidity:**	55% RH		
Serial Number:	YK211100168	**Barometric Pres.:**	1019 mbar	**Tested by:**	Brandon Hobbs
EUT:	AZQW				
Configuration:	5				
Customer:	Nokia Solutions and Networks				
Attendees:	David Le, John Rattanavong				
EUT Power:	54VDC				
Operating Mode:	5G NR, All ports on and terminated, Continuous Tx, Power levels provided in table noted in Power table. Multi mode, NR40 Low Channel 3720 MHz, QPSK				
Deviations:	None				
Comments:	The EUT in normally operating orientation.				

Test Specifications	**Test Method**
FCC 27.53:2021	ANSI C63.26:2015

Run #	63	**Test Distance (m)**	10	**Antenna Height(s)**	1, 1.5, 2, 2.75, 3.75 (m)	**Results**	Evaluation

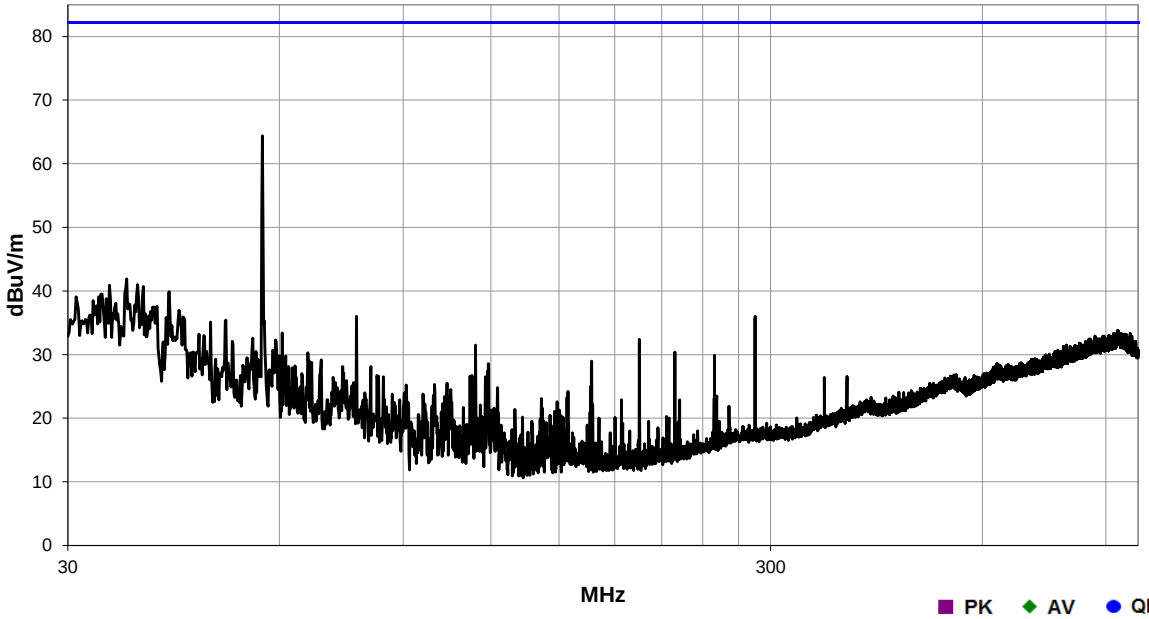

Freq (MHz)	Amplitude (dBuV)	Preamp (dB)	Antenna Height (meters)	Transducer (dB/m)	Cable (dB)	External Attenuation (dB)	Polarity/ Transducer Type	Detector	Distance Adjustment (dB)	Adjusted (dBuV/m)	Spec. Limit (dBuV/m)	Compared to Spec. (dB)
56.764	91.1	38.0	2.0	9.5	1.8	0.0	Vert	PK	0.0	64.4	82.2	-17.8
36.395	62.8	38.0	3.8	15.7	1.4	0.0	Vert	PK	0.0	41.9	82.2	-40.3
37.697	62.6	38.0	3.8	15.0	1.4	0.0	Vert	PK	0.0	41.0	82.2	-41.2
34.382	60.5	38.0	1.0	17.0	1.4	0.0	Vert	PK	0.0	40.9	82.2	-41.3
38.408	62.7	38.0	1.0	14.6	1.4	0.0	Vert	PK	0.0	40.7	82.2	-41.5
41.842	63.7	38.0	1.0	12.8	1.4	0.0	Vert	PK	0.0	39.9	82.2	-42.3
33.434	58.6	38.0	2.0	17.5	1.4	0.0	Vert	PK	0.0	39.5	82.2	-42.7
30.829	56.8	38.0	1.5	19.0	1.3	0.0	Vert	PK	0.0	39.1	82.2	-43.1
33.197	58.0	38.0	2.0	17.7	1.4	0.0	Vert	PK	0.0	39.1	82.2	-43.1
34.026	58.2	38.0	1.0	17.2	1.4	0.0	Vert	PK	0.0	38.8	82.2	-43.4
32.605	57.1	38.0	2.0	18.0	1.4	0.0	Vert	PK	0.0	38.5	82.2	-43.7
35.092	58.2	38.0	2.0	16.5	1.4	0.0	Vert	PK	0.0	38.1	82.2	-44.1
40.184	60.6	38.0	1.0	13.6	1.4	0.0	Vert	PK	0.0	37.6	82.2	-44.6
43.145	61.4	38.0	1.0	12.1	1.5	0.0	Vert	PK	0.0	37.0	82.2	-45.2
38.645	58.6	38.0	1.0	14.4	1.4	0.0	Vert	PK	0.0	36.4	82.2	-45.8
285.082	53.3	38.3	2.0	16.9	4.1	0.0	Horz	PK	0.0	36.0	82.2	-46.2
77.251	61.5	38.0	1.0	10.4	2.1	0.0	Vert	PK	0.0	36.0	82.2	-46.2
43.737	60.6	38.0	1.0	11.8	1.5	0.0	Vert	PK	0.0	35.9	82.2	-46.3
41.369	59.4	38.0	1.0	13.0	1.4	0.0	Vert	PK	0.0	35.8	82.2	-46.4
50.369	62.1	38.0	2.0	9.6	1.7	0.0	Vert	PK	0.0	35.4	82.2	-46.8

SPURIOUS RADIATED EMISSIONS

EmiR5 2021.05.14.0 PSA-ESCI 2021.03.17.0

Work Order:	NOKI0028	**Date:**	2021-06-28	FOR REFERENCE ONLY	
Project:	None	**Temperature:**	21.3 °C		
Job Site:	TX02	**Humidity:**	55% RH		
Serial Number:	YK211100168	**Barometric Pres.:**	1019 mbar	**Tested by:**	Brandon Hobbs
EUT:	AZQW				
Configuration:	5				
Customer:	Nokia Solutions and Networks				
Attendees:	David Le, John Rattanavong				
EUT Power:	54VDC				
Operating Mode:	5G NR, All ports on and terminated, Continuous Tx, Power levels provided in table noted in Power table. Multi mode, NR40 Mid Channel 3840 MHz, QPSK				
Deviations:	None				
Comments:	The EUT in normally operating orientation.				

Test Specifications	**Test Method**
FCC 27.53:2021	ANSI C63.26:2015

Run #	64	**Test Distance (m)**	10	**Antenna Height(s)**	1, 1.5, 2, 2.75, 3.75 (m)	**Results**	Evaluation

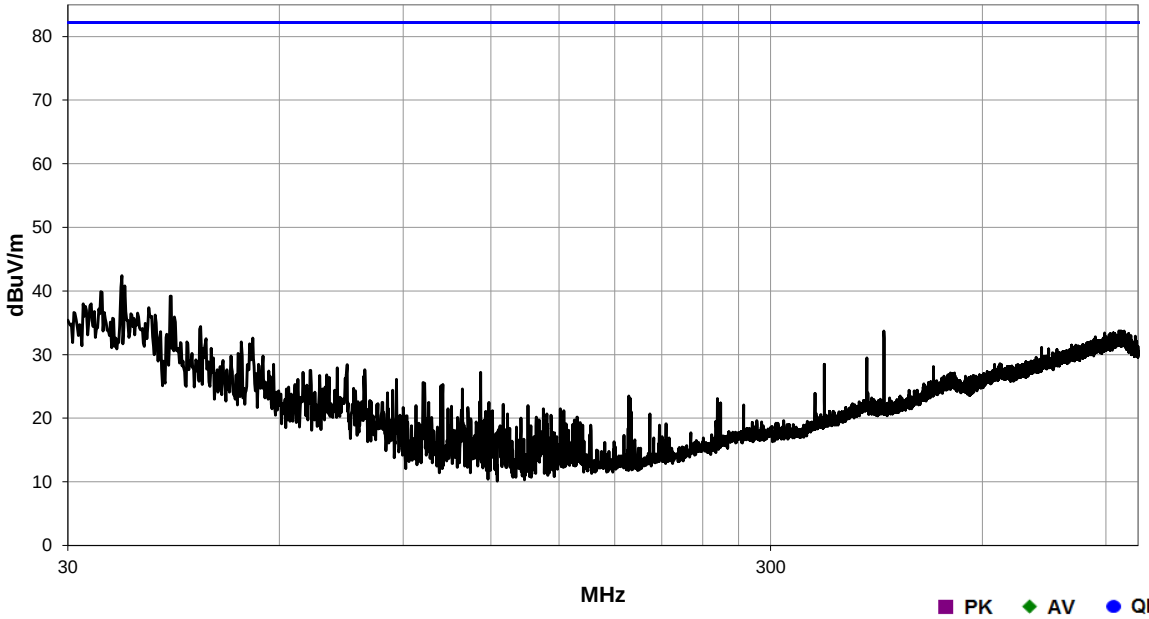

Freq (MHz)	Amplitude (dBuV)	Preamp (dB)	Antenna Height (meters)	Transducer (dB/m)	Cable (dB)	External Attenuation (dB)	Polarity/ Transducer Type	Detector	Distance Adjustment (dB)	Adjusted (dBuV/m)	Spec. Limit (dBuV/m)	Compared to Spec. (dB)
35.803	62.9	38.0	1.0	16.1	1.4	0.0	Vert	PK	0.0	42.4	82.2	-39.8
36.158	61.5	38.0	1.0	15.9	1.4	0.0	Vert	PK	0.0	40.8	82.2	-41.4
33.434	59.0	38.0	1.0	17.5	1.4	0.0	Vert	PK	0.0	39.9	82.2	-42.3
41.961	63.1	38.0	1.5	12.7	1.4	0.0	Vert	PK	0.0	39.2	82.2	-43.0
31.539	56.1	38.0	1.5	18.6	1.3	0.0	Vert	PK	0.0	38.0	82.2	-44.2
32.368	56.4	38.0	1.0	18.2	1.4	0.0	Vert	PK	0.0	38.0	82.2	-44.2
39.119	59.8	38.0	1.5	14.2	1.4	0.0	Vert	PK	0.0	37.4	82.2	-44.8
30.592	54.2	38.0	2.0	19.1	1.3	0.0	Vert	PK	0.0	36.6	82.2	-45.6
37.697	58.1	38.0	2.8	15.0	1.4	0.0	Vert	PK	0.0	36.5	82.2	-45.7
36.869	57.5	38.0	1.0	15.5	1.4	0.0	Vert	PK	0.0	36.4	82.2	-45.8
39.948	59.1	38.0	1.5	13.7	1.4	0.0	Vert	PK	0.0	36.2	82.2	-46.0
42.553	60.0	38.0	3.8	12.4	1.5	0.0	Vert	PK	0.0	35.9	82.2	-46.3
34.737	55.5	38.0	1.5	16.8	1.4	0.0	Vert	PK	0.0	35.7	82.2	-46.5
30.000	52.7	38.0	1.5	19.4	1.3	0.0	Vert	PK	0.0	35.4	82.2	-46.8
46.342	60.0	38.0	2.0	10.8	1.6	0.0	Vert	PK	0.0	34.4	82.2	-47.8
434.769	46.7	38.4	3.8	20.3	5.1	0.0	Horz	PK	0.0	33.7	82.2	-48.5
939.368	34.0	37.1	1.5	28.8	8.0	0.0	Horz	PK	0.0	33.7	82.2	-48.5
955.592	34.1	37.1	2.0	28.6	8.1	0.0	Vert	PK	0.0	33.7	82.2	-48.5
40.658	56.8	38.0	1.5	13.4	1.4	0.0	Vert	PK	0.0	33.6	82.2	-48.6
895.551	34.6	37.2	3.8	28.2	7.8	0.0	Horz	PK	0.0	33.4	82.2	-48.8

SPURIOUS RADIATED EMISSIONS

EmiR5 2021.05.14.0 PSA-ESCI 2021.03.17.0

Work Order:	NOKI0028	**Date:**	2021-06-28	FOR REFERENCE ONLY	
Project:	None	**Temperature:**	21.3 °C		
Job Site:	TX02	**Humidity:**	55% RH		
Serial Number:	YK211100168	**Barometric Pres.:**	1019 mbar	**Tested by:**	Brandon Hobbs
EUT:	AZQW				
Configuration:	5				
Customer:	Nokia Solutions and Networks				
Attendees:	David Le, John Rattanavong				
EUT Power:	54VDC				
Operating Mode:	5G NR, All ports on and terminated, Continuous Tx, Power levels provided in table noted in Power table. Multi mode, NR40 High Channel 3960 MHz, QPSK				
Deviations:	None				
Comments:	The EUT in normally operating orientation.				

Test Specifications	**Test Method**
FCC 27.53:2021	ANSI C63.26:2015

Run #	65	**Test Distance (m)**	10	**Antenna Height(s)**	1, 1.5, 2, 2.75, 3.75 (m)	**Results**	Evaluation

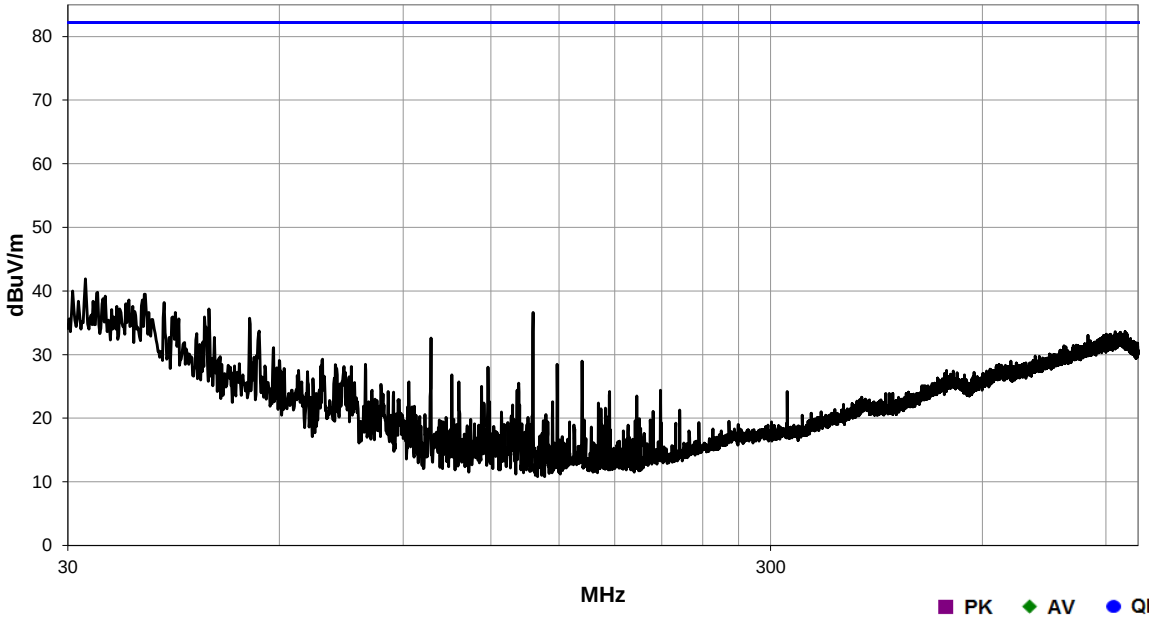

Freq (MHz)	Amplitude (dBuV)	Preamp (dB)	Antenna Height (meters)	Transducer (dB/m)	Cable (dB)	External Attenuation (dB)	Polarity/ Transducer Type	Detector	Distance Adjustment (dB)	Adjusted (dBuV/m)	Spec. Limit (dBuV/m)	Compared to Spec. (dB)
31.776	60.0	38.0	2.8	18.5	1.4	0.0	Vert	PK	0.0	41.9	82.2	-40.3
30.474	57.6	38.0	2.8	19.1	1.3	0.0	Vert	PK	0.0	40.0	82.2	-42.2
33.079	58.7	38.0	2.8	17.7	1.4	0.0	Vert	PK	0.0	39.8	82.2	-42.4
38.526	61.6	38.0	1.5	14.5	1.4	0.0	Vert	PK	0.0	39.5	82.2	-42.7
33.908	58.6	38.0	1.5	17.2	1.4	0.0	Vert	PK	0.0	39.2	82.2	-43.0
33.671	58.0	38.0	2.8	17.4	1.4	0.0	Vert	PK	0.0	38.8	82.2	-43.4
36.632	59.6	38.0	2.8	15.6	1.4	0.0	Vert	PK	0.0	38.6	82.2	-43.6
38.290	60.6	38.0	1.5	14.6	1.4	0.0	Vert	PK	0.0	38.6	82.2	-43.6
31.066	56.2	38.0	1.0	18.9	1.3	0.0	Vert	PK	0.0	38.4	82.2	-43.8
32.605	57.0	38.0	2.8	18.0	1.4	0.0	Vert	PK	0.0	38.4	82.2	-43.8
41.132	61.7	38.0	1.5	13.1	1.4	0.0	Vert	PK	0.0	38.2	82.2	-44.0
35.211	57.7	38.0	2.8	16.5	1.4	0.0	Vert	PK	0.0	37.6	82.2	-44.6
37.105	58.9	38.0	1.5	15.3	1.4	0.0	Vert	PK	0.0	37.6	82.2	-44.6
35.566	57.6	38.0	2.8	16.2	1.4	0.0	Vert	PK	0.0	37.2	82.2	-45.0
47.645	63.2	38.0	2.8	10.4	1.6	0.0	Vert	PK	0.0	37.2	82.2	-45.0
34.618	56.9	38.0	1.5	16.8	1.4	0.0	Vert	PK	0.0	37.1	82.2	-45.1
37.342	58.2	38.0	1.5	15.2	1.4	0.0	Vert	PK	0.0	36.8	82.2	-45.4
39.119	59.0	38.0	1.5	14.2	1.4	0.0	Vert	PK	0.0	36.6	82.2	-45.6
42.671	60.7	38.0	2.8	12.4	1.5	0.0	Vert	PK	0.0	36.6	82.2	-45.6
137.765	60.8	38.1	1.5	11.1	2.8	0.0	Vert	PK	0.0	36.6	82.2	-45.6

SPURIOUS RADIATED EMISSIONS

EmiR5 2021.05.14.0 PSA-ESCI 2021.03.17.0

Work Order:	NOKI0028	**Date:**	2021-06-28	FOR REFERENCE ONLY	
Project:	None	**Temperature:**	21.3 °C		
Job Site:	TX02	**Humidity:**	55% RH		
Serial Number:	YK211100168	**Barometric Pres.:**	1019 mbar	**Tested by:**	Brandon Hobbs
EUT:	AZQW				
Configuration:	5				
Customer:	Nokia Solutions and Networks				
Attendees:	David Le, John Rattanavong				
EUT Power:	54VDC				
Operating Mode:	5G NR, All ports on and terminated, Continuous Tx, Power levels provided in table noted in Power table. Multi mode, NR100 Mid Channel 3840 MHz, QPSK				
Deviations:	None				
Comments:	The EUT in normally operating orientation.				

Test Specifications	**Test Method**
FCC 27.53:2021	ANSI C63.26:2015

Run #	66	**Test Distance (m)**	10	**Antenna Height(s)**	1, 1.5, 2, 2.75, 3.75 (m)	**Results**	Evaluation

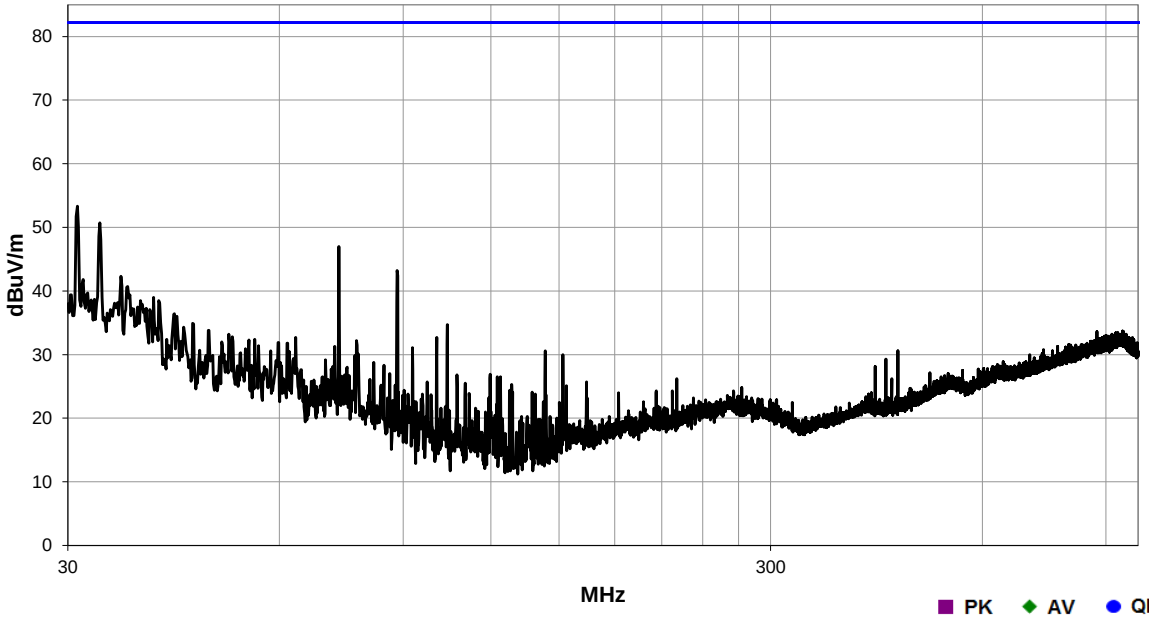

Freq (MHz)	Amplitude (dBuV)	Preamp (dB)	Antenna Height (meters)	Transducer (dB/m)	Cable (dB)	External Attenuation (dB)	Polarity/ Transducer Type	Detector	Distance Adjustment (dB)	Adjusted (dBuV/m)	Spec. Limit (dBuV/m)	Compared to Spec. (dB)
30.947	71.1	38.0	3.8	18.9	1.3	0.0	Horz	PK	0.0	53.3	82.2	-28.9
33.316	69.7	38.0	3.8	17.6	1.4	0.0	Horz	PK	0.0	50.7	82.2	-31.5
72.869	72.7	38.0	1.0	10.3	2.0	0.0	Vert	PK	0.0	47.0	82.2	-35.2
88.264	68.2	38.0	1.0	10.8	2.2	0.0	Vert	PK	0.0	43.2	82.2	-39.0
35.684	62.7	38.0	3.8	16.2	1.4	0.0	Horz	PK	0.0	42.3	82.2	-39.9
31.539	59.9	38.0	3.8	18.6	1.3	0.0	Vert	PK	0.0	41.8	82.2	-40.4
36.513	61.6	38.0	3.8	15.7	1.4	0.0	Vert	PK	0.0	40.7	82.2	-41.5
30.237	56.8	38.0	2.0	19.3	1.3	0.0	Vert	PK	0.0	39.4	82.2	-42.8
33.197	58.3	38.0	1.5	17.7	1.4	0.0	Vert	PK	0.0	39.4	82.2	-42.8
39.711	61.7	38.0	3.8	13.9	1.4	0.0	Vert	PK	0.0	39.0	82.2	-43.2
32.724	57.3	38.0	1.5	18.0	1.4	0.0	Vert	PK	0.0	38.7	82.2	-43.5
38.053	60.3	38.0	3.8	14.8	1.4	0.0	Horz	PK	0.0	38.5	82.2	-43.7
40.421	61.6	38.0	3.8	13.5	1.4	0.0	Horz	PK	0.0	38.5	82.2	-43.7
35.329	58.4	38.0	3.8	16.4	1.4	0.0	Vert	PK	0.0	38.2	82.2	-44.0
38.290	59.9	38.0	3.8	14.6	1.4	0.0	Vert	PK	0.0	37.9	82.2	-44.3
39.237	59.6	38.0	1.0	14.1	1.4	0.0	Vert	PK	0.0	37.1	82.2	-45.1
42.553	60.5	38.0	3.8	12.4	1.5	0.0	Vert	PK	0.0	36.4	82.2	-45.8
42.908	60.3	38.0	1.0	12.2	1.5	0.0	Vert	PK	0.0	36.0	82.2	-46.2
40.658	58.2	38.0	1.5	13.4	1.4	0.0	Vert	PK	0.0	35.0	82.2	-47.2
45.158	60.1	38.0	3.8	11.3	1.5	0.0	Horz	PK	0.0	34.9	82.2	-47.3

SPURIOUS RADIATED EMISSIONS

EmiR5 2021.05.14.0 PSA-ESCI 2021.03.17.0

Work Order:	NOKI0028	**Date:**	2021-06-28	FOR REFERENCE ONLY	
Project:	None	**Temperature:**	21.3 °C		
Job Site:	TX02	**Humidity:**	55% RH		
Serial Number:	YK211100168	**Barometric Pres.:**	1019 mbar	**Tested by:**	Brandon Hobbs
EUT:	AZQW				
Configuration:	5				
Customer:	Nokia Solutions and Networks				
Attendees:	David Le, John Rattanavong				
EUT Power:	54VDC				
Operating Mode:	5G NR, All ports on and terminated, Continuous Tx, Power levels provided in table noted in Power table. Single mode, NR100 Mid Channel 3840 MHz, QPSK				
Deviations:	None				
Comments:	The EUT in normally operating orientation.				

Test Specifications	**Test Method**
FCC 27.53:2021	ANSI C63.26:2015

Run #	67	**Test Distance (m)**	10	**Antenna Height(s)**	1, 1.5, 2, 2.75, 3.75 (m)	**Results**	Evaluation

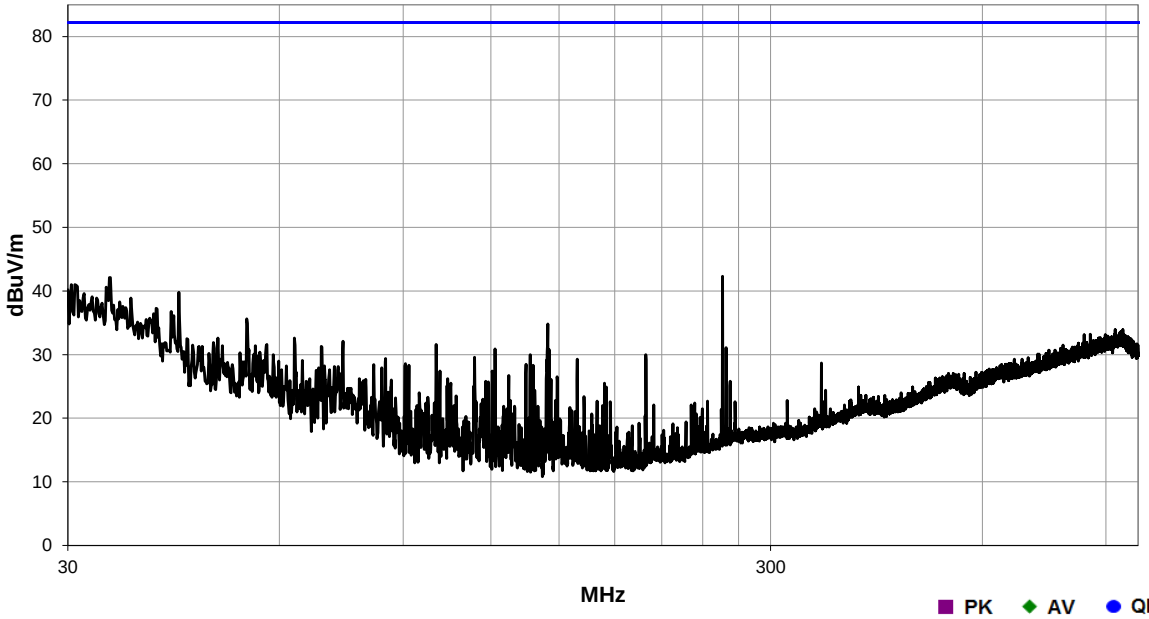

Freq (MHz)	Amplitude (dBuV)	Preamp (dB)	Antenna Height (meters)	Transducer (dB/m)	Cable (dB)	External Attenuation (dB)	Polarity/ Transducer Type	Detector	Distance Adjustment (dB)	Adjusted (dBuV/m)	Spec. Limit (dBuV/m)	Compared to Spec. (dB)
256.306	60.5	38.1	2.8	16.1	3.8	0.0	Vert	PK	0.0	42.3	82.2	-39.9
34.382	61.7	38.0	3.8	17.0	1.4	0.0	Vert	PK	0.0	42.1	82.2	-40.1
30.355	58.5	38.0	1.0	19.2	1.3	0.0	Vert	PK	0.0	41.0	82.2	-41.2
30.711	58.7	38.0	1.0	19.0	1.3	0.0	Vert	PK	0.0	41.0	82.2	-41.2
30.000	57.5	38.0	1.0	19.4	1.3	0.0	Vert	PK	0.0	40.2	82.2	-42.0
43.145	64.2	38.0	1.5	12.1	1.5	0.0	Vert	PK	0.0	39.8	82.2	-42.4
31.658	57.6	38.0	2.0	18.6	1.4	0.0	Vert	PK	0.0	39.6	82.2	-42.6
32.487	57.6	38.0	1.0	18.1	1.4	0.0	Vert	PK	0.0	39.1	82.2	-43.1
32.961	57.7	38.0	1.0	17.8	1.4	0.0	Vert	PK	0.0	38.9	82.2	-43.3
36.869	60.0	38.0	2.8	15.5	1.4	0.0	Vert	PK	0.0	38.9	82.2	-43.3
35.566	58.7	38.0	2.8	16.2	1.4	0.0	Vert	PK	0.0	38.3	82.2	-43.9
40.066	60.2	38.0	1.5	13.7	1.4	0.0	Vert	PK	0.0	37.3	82.2	-44.9
42.079	60.7	38.0	1.0	12.6	1.5	0.0	Vert	PK	0.0	36.8	82.2	-45.4
39.711	59.1	38.0	1.5	13.9	1.4	0.0	Vert	PK	0.0	36.4	82.2	-45.8
42.434	60.1	38.0	2.8	12.5	1.5	0.0	Vert	PK	0.0	36.1	82.2	-46.1
53.921	62.5	38.0	2.0	9.3	1.8	0.0	Vert	PK	0.0	35.6	82.2	-46.6
144.515	58.7	38.1	1.5	11.3	2.9	0.0	Vert	PK	0.0	34.8	82.2	-47.4
31.303	52.4	38.0	2.8	18.7	1.3	0.0	Horz	PK	0.0	34.4	82.2	-47.8
927.407	34.5	37.2	2.8	28.6	8.0	0.0	Vert	PK	0.0	33.9	82.2	-48.3
951.210	34.2	37.1	3.8	28.7	8.1	0.0	Vert	PK	0.0	33.9	82.2	-48.3

SPURIOUS RADIATED EMISSIONS

EmiR5 2021.05.14.0 PSA-ESCI 2021.03.17.0

Work Order:	NOKI0028	**Date:**	2021-06-28	FOR REFERENCE ONLY	
Project:	None	**Temperature:**	21.3 °C		
Job Site:	TX02	**Humidity:**	55% RH		
Serial Number:	YK211100168	**Barometric Pres.:**	1019 mbar	**Tested by:**	Brandon Hobbs
EUT:	AZQW				
Configuration:	5				
Customer:	Nokia Solutions and Networks				
Attendees:	David Le, John Rattanavong				
EUT Power:	54VDC				
Operating Mode:	5G NR, All ports on and terminated, Continuous Tx, Power levels provided in table noted in Power table. Single mode, NR 40 Low Channel 3720 MHz, QPSK				
Deviations:	None				
Comments:	The EUT in normally operating orientation.				

Test Specifications	**Test Method**
FCC 27.53:2021	ANSI C63.26:2015

Run #	68	**Test Distance (m)**	10	**Antenna Height(s)**	1, 1.5, 2, 2.75, 3.75 (m)	**Results**	Evaluation

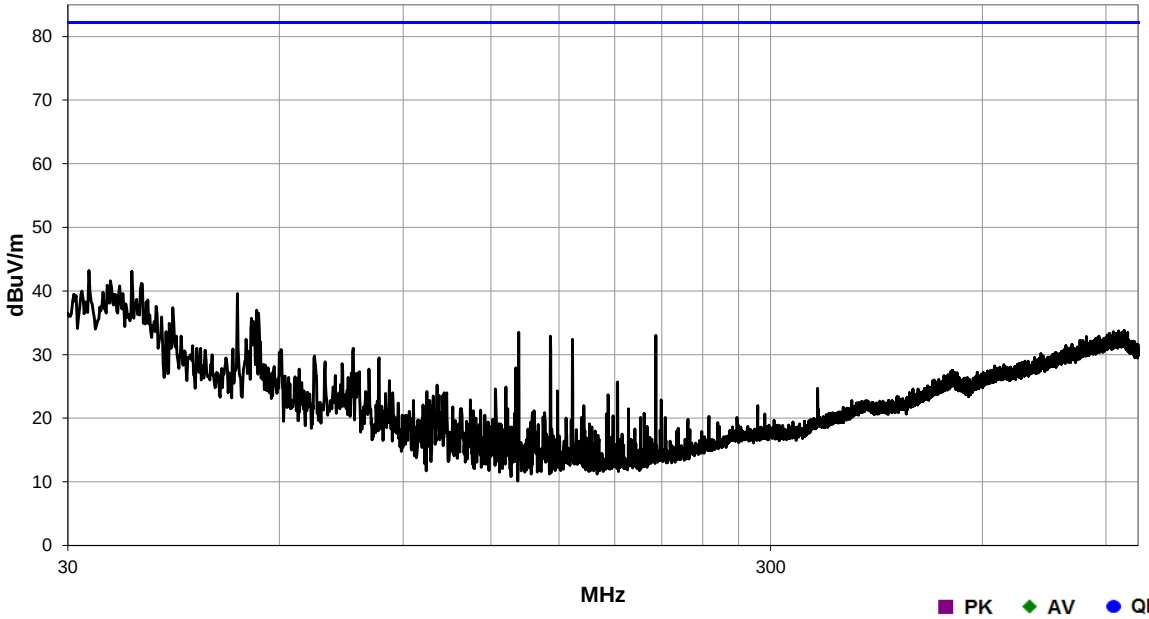

Freq (MHz)	Amplitude (dBuV)	Preamp (dB)	Antenna Height (meters)	Transducer (dB/m)	Cable (dB)	External Attenuation (dB)	Polarity/ Transducer Type	Detector	Distance Adjustment (dB)	Adjusted (dBuV/m)	Spec. Limit (dBuV/m)	Compared to Spec. (dB)
32.132	61.5	38.0	1.0	18.3	1.4	0.0	Vert	PK	0.0	43.2	82.2	-39.0
36.987	64.3	38.0	1.5	15.4	1.4	0.0	Vert	PK	0.0	43.1	82.2	-39.1
34.500	61.3	38.0	2.8	16.9	1.4	0.0	Vert	PK	0.0	41.6	82.2	-40.6
38.171	63.1	38.0	1.0	14.7	1.4	0.0	Vert	PK	0.0	41.2	82.2	-41.0
35.566	61.2	38.0	1.5	16.2	1.4	0.0	Vert	PK	0.0	40.8	82.2	-41.4
31.421	58.0	38.0	1.0	18.7	1.3	0.0	Vert	PK	0.0	40.0	82.2	-42.2
33.671	59.0	38.0	2.8	17.4	1.4	0.0	Vert	PK	0.0	39.8	82.2	-42.4
52.263	66.4	38.0	1.5	9.4	1.8	0.0	Vert	PK	0.0	39.6	82.2	-42.6
30.592	57.1	38.0	1.0	19.1	1.3	0.0	Vert	PK	0.0	39.5	82.2	-42.7
39.000	60.9	38.0	2.0	14.3	1.4	0.0	Vert	PK	0.0	38.6	82.2	-43.6
40.066	60.5	38.0	2.8	13.7	1.4	0.0	Vert	PK	0.0	37.6	82.2	-44.6
42.316	61.4	38.0	1.0	12.5	1.5	0.0	Vert	PK	0.0	37.4	82.2	-44.8
55.698	63.8	38.0	3.8	9.4	1.8	0.0	Vert	PK	0.0	37.0	82.2	-45.2
56.053	63.3	38.0	3.8	9.4	1.8	0.0	Vert	PK	0.0	36.5	82.2	-45.7
40.776	59.2	38.0	2.8	13.3	1.4	0.0	Vert	PK	0.0	35.9	82.2	-46.3
54.750	62.5	38.0	3.8	9.4	1.8	0.0	Vert	PK	0.0	35.7	82.2	-46.5
55.106	62.0	38.0	3.8	9.4	1.8	0.0	Vert	PK	0.0	35.2	82.2	-47.0
41.842	58.7	38.0	1.5	12.8	1.4	0.0	Vert	PK	0.0	34.9	82.2	-47.3
955.355	34.2	37.1	1.5	28.6	8.1	0.0	Horz	PK	0.0	33.8	82.2	-48.4
41.369	57.2	38.0	2.8	13.0	1.4	0.0	Vert	PK	0.0	33.6	82.2	-48.6

SPURIOUS RADIATED EMISSIONS

EmiR5 2021.05.14.0 PSA-ESCI 2021.03.17.0

Work Order:	NOKI0028	**Date:**	2021-06-28	FOR REFERENCE ONLY	
Project:	None	**Temperature:**	21.3 °C		
Job Site:	TX02	**Humidity:**	55% RH		
Serial Number:	YK211100168	**Barometric Pres.:**	1019 mbar	**Tested by:**	Brandon Hobbs
EUT:	AZQW				
Configuration:	5				
Customer:	Nokia Solutions and Networks				
Attendees:	David Le, John Rattanavong				
EUT Power:	54VDC				
Operating Mode:	5G NR, All ports on and terminated, Continuous Tx, Power levels provided in table noted in Power table. Single mode, NR 40 Mid Channel 3840 MHz, QPSK				
Deviations:	None				
Comments:	The EUT in normally operating orientation.				

Test Specifications	**Test Method**
FCC 27.53:2021	ANSI C63.26:2015

Run #	69	**Test Distance (m)**	10	**Antenna Height(s)**	1, 1.5, 2, 2.75, 3.75 (m)	**Results**	Evaluation

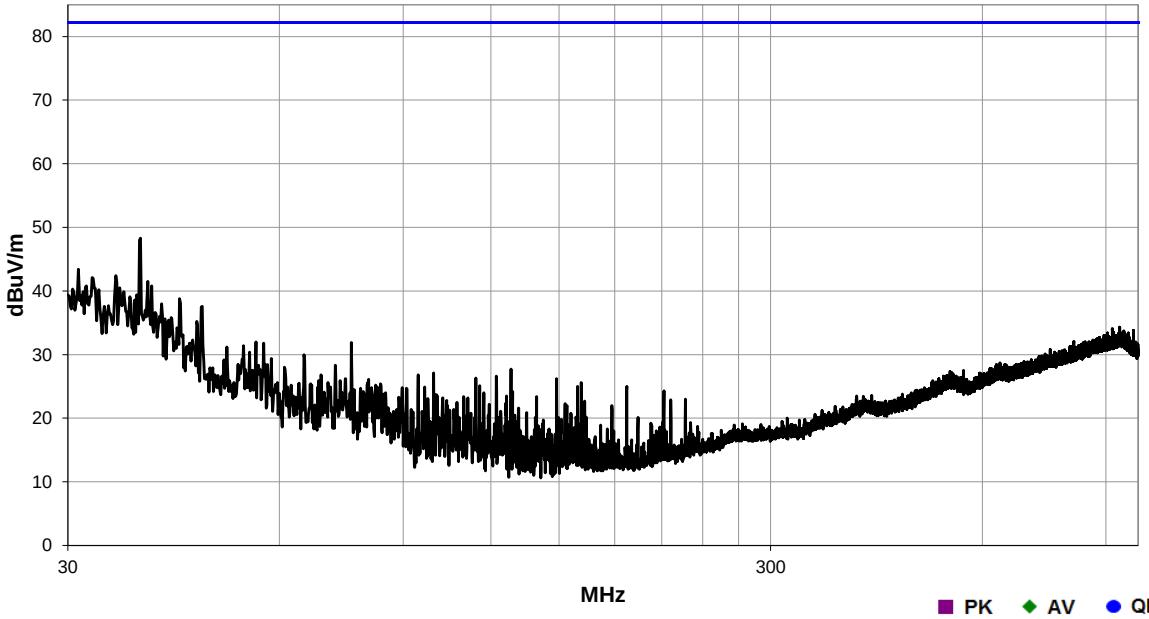

Freq (MHz)	Amplitude (dBuV)	Preamp (dB)	Antenna Height (meters)	Transducer (dB/m)	Cable (dB)	External Attenuation (dB)	Polarity/ Transducer Type	Detector	Distance Adjustment (dB)	Adjusted (dBuV/m)	Spec. Limit (dBuV/m)	Compared to Spec. (dB)
38.053	70.1	38.0	3.8	14.8	1.4	0.0	Vert	PK	0.0	48.3	82.2	-33.9
31.066	61.2	38.0	3.8	18.9	1.3	0.0	Vert	PK	0.0	43.4	82.2	-38.8
35.092	62.5	38.0	3.8	16.5	1.4	0.0	Vert	PK	0.0	42.4	82.2	-39.8
32.487	60.6	38.0	1.0	18.1	1.4	0.0	Vert	PK	0.0	42.1	82.2	-40.1
39.000	63.8	38.0	2.8	14.3	1.4	0.0	Vert	PK	0.0	41.5	82.2	-40.7
39.474	63.4	38.0	1.5	14.0	1.4	0.0	Vert	PK	0.0	40.8	82.2	-41.4
35.566	60.9	38.0	1.0	16.2	1.4	0.0	Vert	PK	0.0	40.5	82.2	-41.7
30.474	57.9	38.0	2.0	19.1	1.3	0.0	Vert	PK	0.0	40.3	82.2	-41.9
33.197	59.1	38.0	2.0	17.7	1.4	0.0	Vert	PK	0.0	40.2	82.2	-42.0
37.579	61.0	38.0	2.8	15.0	1.4	0.0	Vert	PK	0.0	39.4	82.2	-42.8
36.750	60.2	38.0	3.8	15.5	1.4	0.0	Vert	PK	0.0	39.1	82.2	-43.1
43.263	63.2	38.0	3.8	12.1	1.5	0.0	Vert	PK	0.0	38.8	82.2	-43.4
37.342	60.0	38.0	1.5	15.2	1.4	0.0	Vert	PK	0.0	38.6	82.2	-43.6
40.776	61.3	38.0	1.5	13.3	1.4	0.0	Vert	PK	0.0	38.0	82.2	-44.2
33.790	56.9	38.0	1.0	17.3	1.4	0.0	Vert	PK	0.0	37.6	82.2	-44.6
46.579	63.3	38.0	2.0	10.7	1.6	0.0	Vert	PK	0.0	37.6	82.2	-44.6
39.948	59.5	38.0	2.0	13.7	1.4	0.0	Vert	PK	0.0	36.6	82.2	-45.6
42.079	59.7	38.0	1.0	12.6	1.5	0.0	Vert	PK	0.0	35.8	82.2	-46.4
41.250	59.1	38.0	1.5	13.1	1.4	0.0	Vert	PK	0.0	35.6	82.2	-46.6
45.750	60.7	38.0	2.0	11.0	1.5	0.0	Vert	PK	0.0	35.2	82.2	-47.0

SPURIOUS RADIATED EMISSIONS

EmiR5 2021.05.14.0 PSA-ESCI 2021.03.17.0

Work Order:	NOKI0028	**Date:**	2021-06-28	FOR REFERENCE ONLY	
Project:	None	**Temperature:**	21.3 °C		
Job Site:	TX02	**Humidity:**	55% RH		
Serial Number:	YK211100168	**Barometric Pres.:**	1019 mbar	**Tested by:**	Brandon Hobbs
EUT:	AZQW				
Configuration:	5				
Customer:	Nokia Solutions and Networks				
Attendees:	David Le, John Rattanavong				
EUT Power:	54VDC				
Operating Mode:	5G NR, All ports on and terminated, Continuous Tx, Power levels provided in table noted in Power table. Single mode, NR 40 High Channel 3960 MHz, QPSK				
Deviations:	None				
Comments:	The EUT in normally operating orientation.				

Test Specifications	**Test Method**
FCC 27.53:2021	ANSI C63.26:2015

Run #	70	**Test Distance (m)**	10	**Antenna Height(s)**	1, 1.5, 2, 2.75, 3.75 (m)	**Results**	Evaluation

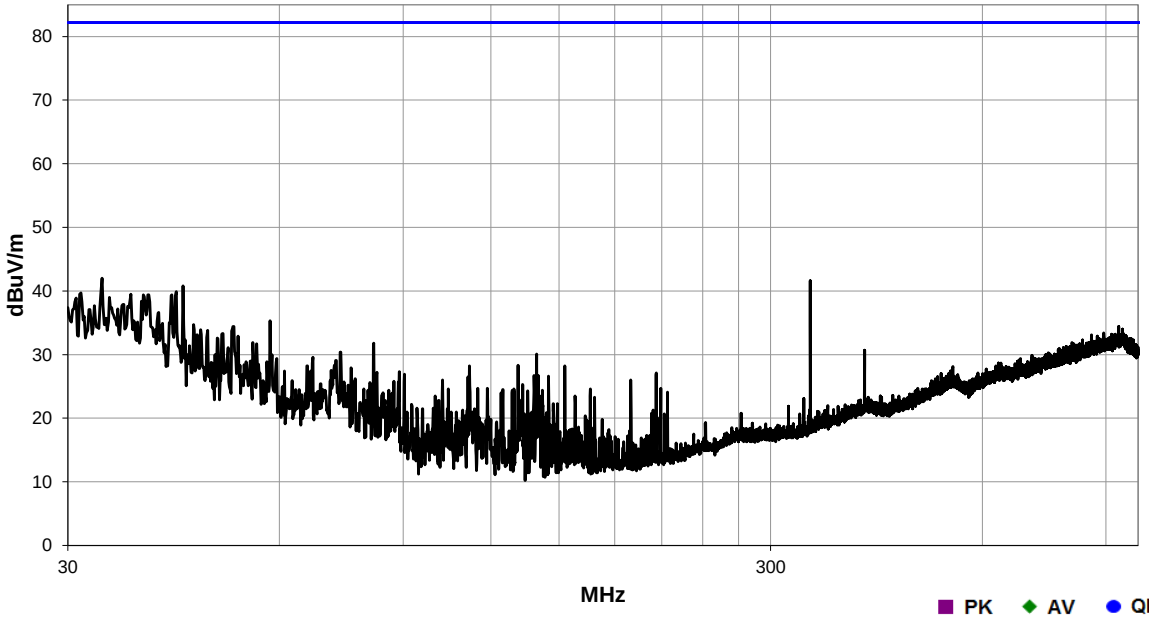

Freq (MHz)	Amplitude (dBuV)	Preamp (dB)	Antenna Height (meters)	Transducer (dB/m)	Cable (dB)	External Attenuation (dB)	Polarity/ Transducer Type	Detector	Distance Adjustment (dB)	Adjusted (dBuV/m)	Spec. Limit (dBuV/m)	Compared to Spec. (dB)
33.553	61.2	38.0	3.8	17.4	1.4	0.0	Vert	PK	0.0	42.0	82.2	-40.2
341.570	57.5	38.2	1.0	17.8	4.5	0.0	Vert	PK	0.0	41.6	82.2	-40.6
43.737	65.5	38.0	3.8	11.8	1.5	0.0	Vert	PK	0.0	40.8	82.2	-41.4
42.790	64.1	38.0	3.8	12.3	1.5	0.0	Vert	PK	0.0	39.9	82.2	-42.3
31.303	57.7	38.0	2.8	18.7	1.3	0.0	Vert	PK	0.0	39.7	82.2	-42.5
36.869	60.6	38.0	1.0	15.5	1.4	0.0	Vert	PK	0.0	39.5	82.2	-42.7
38.408	61.4	38.0	2.8	14.6	1.4	0.0	Vert	PK	0.0	39.4	82.2	-42.8
39.000	61.7	38.0	1.0	14.3	1.4	0.0	Vert	PK	0.0	39.4	82.2	-42.8
42.198	63.3	38.0	3.8	12.6	1.5	0.0	Vert	PK	0.0	39.4	82.2	-42.8
34.382	58.6	38.0	2.0	17.0	1.4	0.0	Vert	PK	0.0	39.0	82.2	-43.2
30.829	56.6	38.0	2.0	19.0	1.3	0.0	Vert	PK	0.0	38.9	82.2	-43.3
35.921	58.5	38.0	1.0	16.0	1.4	0.0	Vert	PK	0.0	37.9	82.2	-44.3
32.724	56.3	38.0	1.0	18.0	1.4	0.0	Vert	PK	0.0	37.7	82.2	-44.5
30.000	54.7	38.0	1.5	19.4	1.3	0.0	Vert	PK	0.0	37.4	82.2	-44.8
32.132	55.4	38.0	2.8	18.3	1.4	0.0	Horz	PK	0.0	37.1	82.2	-45.1
40.421	59.7	38.0	1.5	13.5	1.4	0.0	Vert	PK	0.0	36.6	82.2	-45.6
32.132	54.6	38.0	1.5	18.3	1.4	0.0	Vert	PK	0.0	36.3	82.2	-45.9
58.185	62.0	38.0	1.0	9.5	1.8	0.0	Vert	PK	0.0	35.3	82.2	-46.9
30.355	52.6	38.0	2.8	19.2	1.3	0.0	Horz	PK	0.0	35.1	82.2	-47.1
45.277	60.0	38.0	1.0	11.2	1.5	0.0	Vert	PK	0.0	34.7	82.2	-47.5

SPURIOUS RADIATED EMISSIONS

PSA-ESCI 2021.03.17.0





SPURIOUS RADIATED EMISSIONS

PSA-ESCI 2021.03.17.0





SPURIOUS RADIATED EMISSIONS

PSA-ESCI 2021.03.17.0









SPURIOUS RADIATED EMISSIONS

PSA-ESCI 2021.03.17.0