Standard:	FCC Part 15.407	Test Distance:	3 m
Test item:	Harmonic		
Frequency:	5190 MHz		
Mode:	Mode 4		
Ant.Polar.:	Vertical		

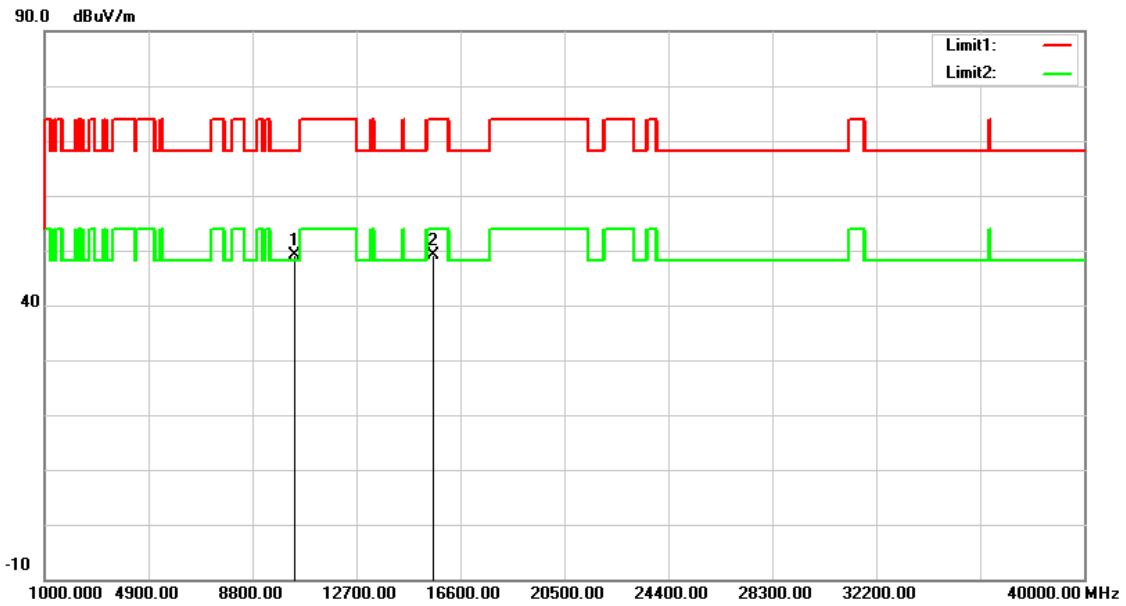

No.	Frequency (MHz)	Reading (dBuV)	Correct Factor (dB/m)	Result (dBuV/m)	Limit (dBuV/m)	Margin (dB)	Remark
1	10380.000	34.81	14.35	49.16	68.20	-19.04	peak
2	15570.000	32.48	16.75	49.23	74.00	-24.77	peak

Note:1.Result (dBuV/m) = Correct Factor (dB/m) + Reading(dBuV).

2.Correction factor (dB/m) = Antenna Factor (dB/m) + Cable loss (dB) – Pre-Amplifier gain (dB).

3.When the peak results are less than average limit, so not need to evaluate the average.

Standard:	FCC Part 15.407	Test Distance:	3 m
Test item:	Harmonic		
Frequency:	5230 MHz		
Mode:	Mode 4		
Ant.Polar.:	Horizontal		

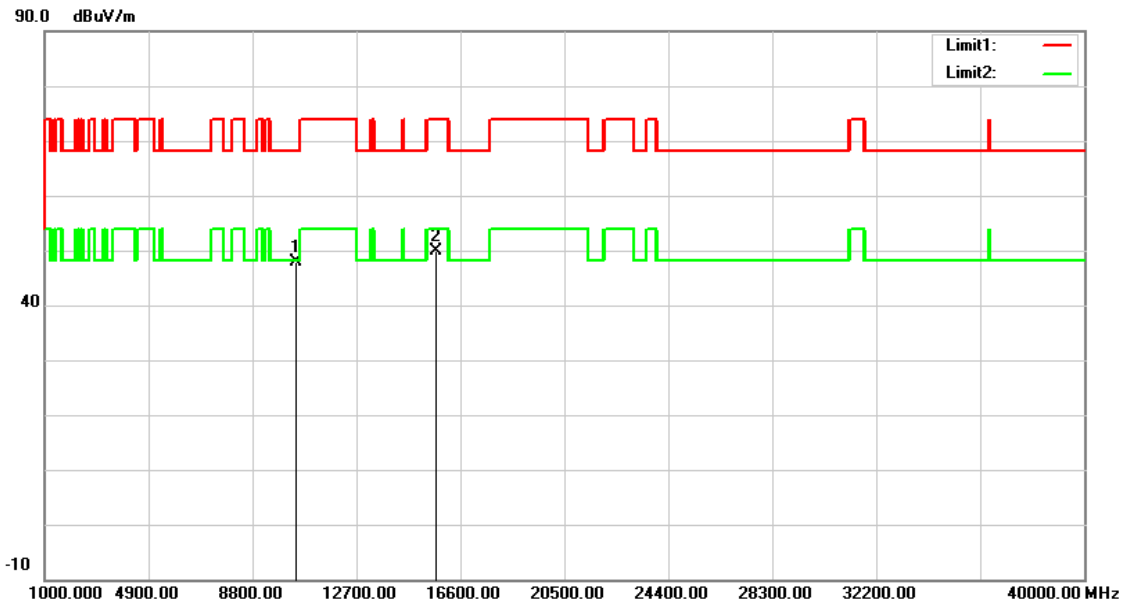

No.	Frequency (MHz)	Reading (dBuV)	Correct Factor (dB/m)	Result (dBuV/m)	Limit (dBuV/m)	Margin (dB)	Remark
1	10460.000	33.36	14.51	47.87	68.20	-20.33	peak
2	15690.000	33.43	16.35	49.78	74.00	-24.22	peak

Note:1.Result (dBuV/m) = Correct Factor (dB/m) + Reading(dBuV).

2.Correction factor (dB/m) = Antenna Factor (dB/m) + Cable loss (dB) – Pre-Amplifier gain (dB).

3.When the peak results are less than average limit, so not need to evaluate the average.

Standard:	FCC Part 15.407	Test Distance:	3 m
Test item:	Harmonic		
Frequency:	5230 MHz		
Mode:	Mode 4		
Ant.Polar.:	Vertical		

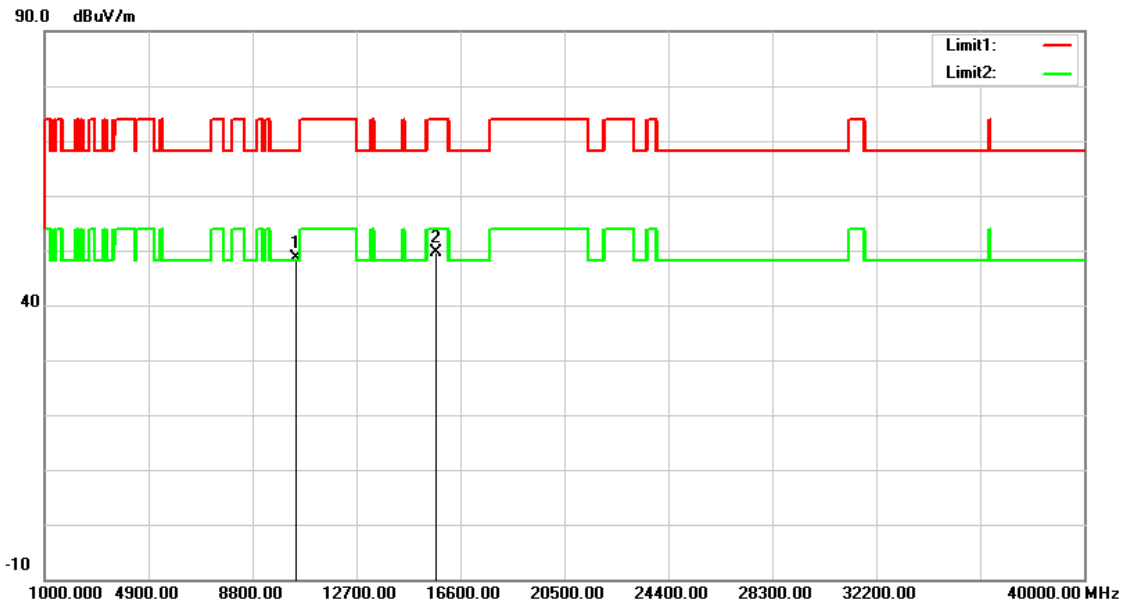

No.	Frequency (MHz)	Reading (dBuV)	Correct Factor (dB/m)	Result (dBuV/m)	Limit (dBuV/m)	Margin (dB)	Remark
1	10460.000	34.20	14.51	48.71	68.20	-19.49	peak
2	15690.000	33.32	16.35	49.67	74.00	-24.33	peak

Note:1.Result (dBuV/m) = Correct Factor (dB/m) + Reading(dBuV).

2.Correction factor (dB/m) = Antenna Factor (dB/m) + Cable loss (dB) – Pre-Amplifier gain (dB).

3.When the peak results are less than average limit, so not need to evaluate the average.

Standard:	FCC Part 15.407	Test Distance:	3 m
Test item:	Harmonic		
Frequency:	5270 MHz		
Mode:	Mode 4		
Ant.Polar.:	Horizontal		

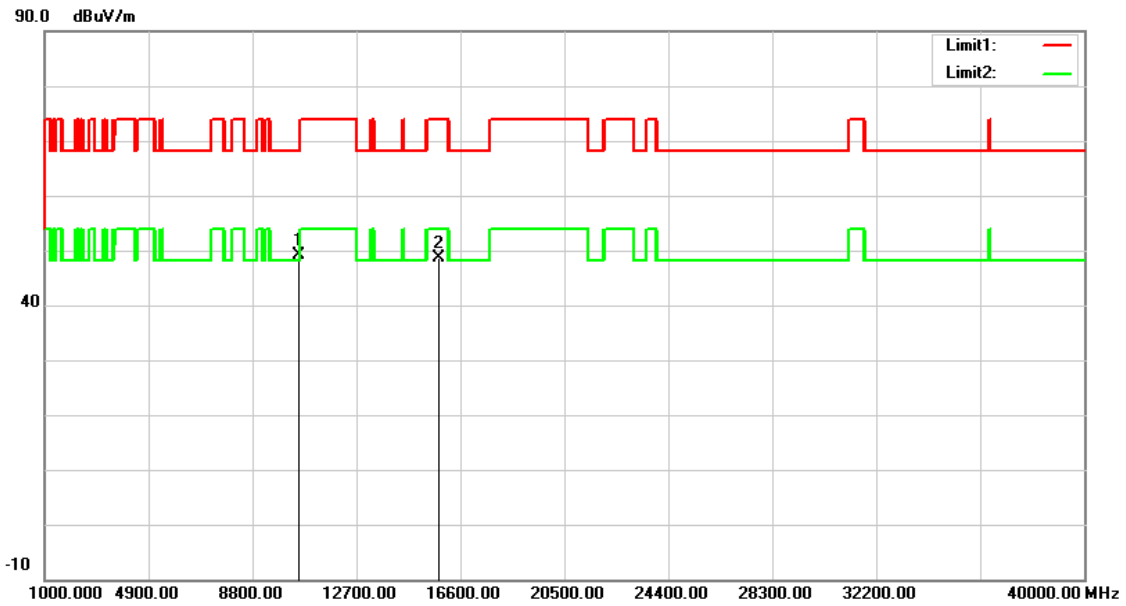

No.	Frequency (MHz)	Reading (dBuV)	Correct Factor (dB/m)	Result (dBuV/m)	Limit (dBuV/m)	Margin (dB)	Remark
1	10540.000	34.45	14.58	49.03	68.20	-19.17	peak
2	15810.000	32.65	15.95	48.60	74.00	-25.40	peak

Note:1.Result (dBuV/m) = Correct Factor (dB/m) + Reading(dBuV).

2.Correction factor (dB/m) = Antenna Factor (dB/m) + Cable loss (dB) – Pre-Amplifier gain (dB).

3.When the peak results are less than average limit, so not need to evaluate the average.

Standard:	FCC Part 15.407	Test Distance:	3 m
Test item:	Harmonic		
Frequency:	5270 MHz		
Mode:	Mode 4		
Ant.Polar.:	Vertical		

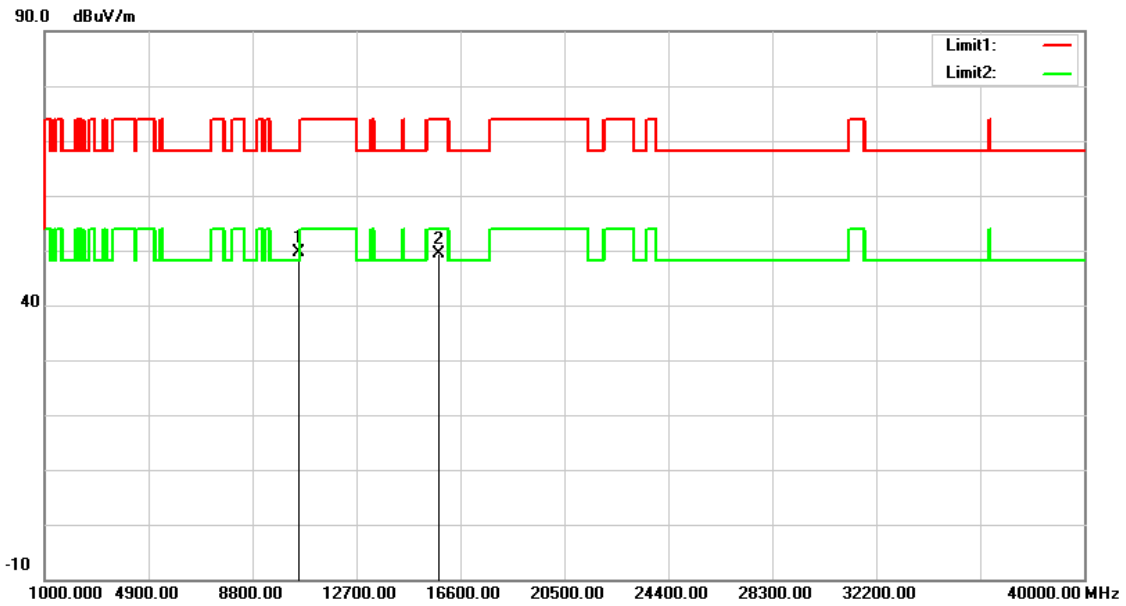

No.	Frequency (MHz)	Reading (dBuV)	Correct Factor (dB/m)	Result (dBuV/m)	Limit (dBuV/m)	Margin (dB)	Remark
1	10540.000	35.03	14.58	49.61	68.20	-18.59	peak
2	15810.000	33.38	15.95	49.33	74.00	-24.67	peak

Note:1.Result (dBuV/m) = Correct Factor (dB/m) + Reading(dBuV).

2.Correction factor (dB/m) = Antenna Factor (dB/m) + Cable loss (dB) – Pre-Amplifier gain (dB).

3.When the peak results are less than average limit, so not need to evaluate the average.

Standard:	FCC Part 15.407	Test Distance:	3 m
Test item:	Harmonic		
Frequency:	5310 MHz		
Mode:	Mode 4		
Ant.Polar.:	Horizontal		

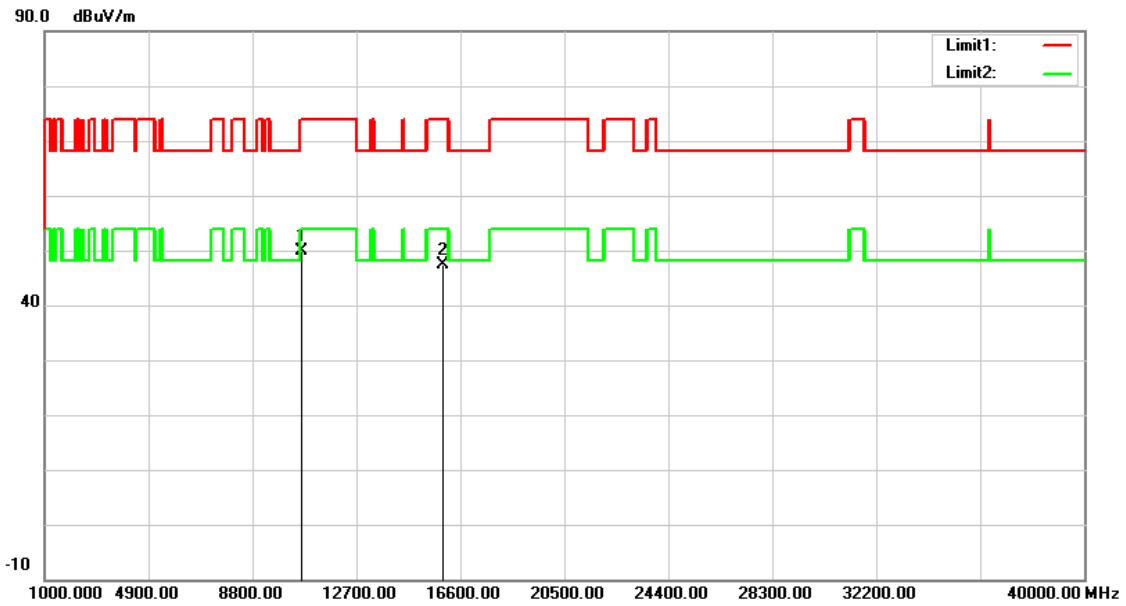

No.	Frequency (MHz)	Reading (dBuV)	Correct Factor (dB/m)	Result (dBuV/m)	Limit (dBuV/m)	Margin (dB)	Remark
1	10620.000	35.36	14.56	49.92	74.00	-24.08	peak
2	15930.000	31.90	15.55	47.45	74.00	-26.55	peak

Note:1.Result (dBuV/m) = Correct Factor (dB/m) + Reading(dBuV).

2.Correction factor (dB/m) = Antenna Factor (dB/m) + Cable loss (dB) – Pre-Amplifier gain (dB).

3.When the peak results are less than average limit, so not need to evaluate the average.

Standard:	FCC Part 15.407	Test Distance:	3 m
Test item:	Harmonic		
Frequency:	5310 MHz		
Mode:	Mode 4		
Ant.Polar.:	Vertical		

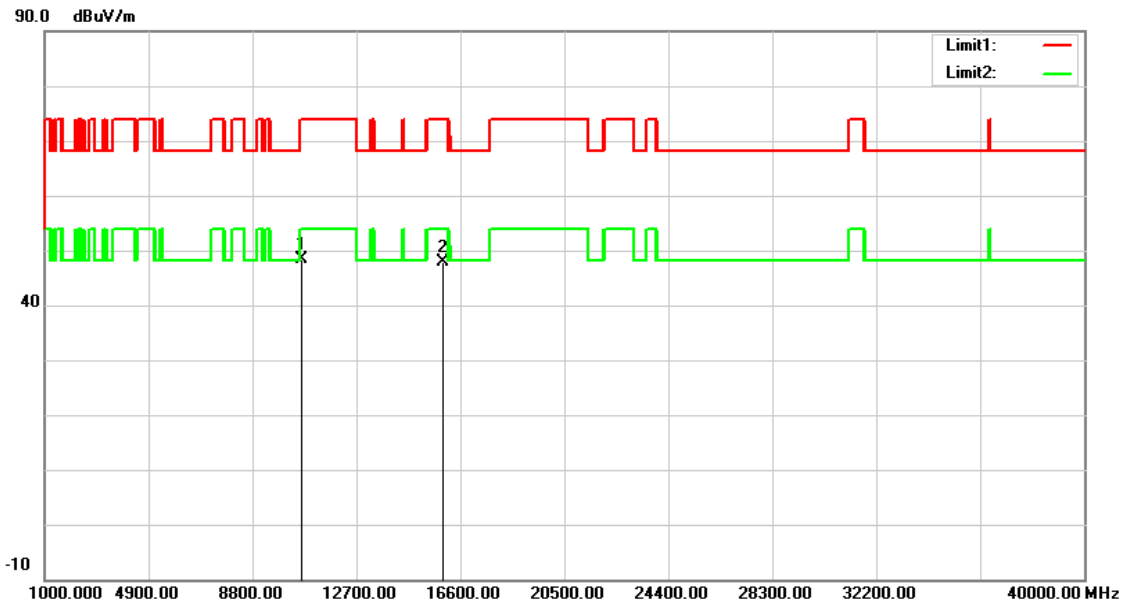

No.	Frequency (MHz)	Reading (dBuV)	Correct Factor (dB/m)	Result (dBuV/m)	Limit (dBuV/m)	Margin (dB)	Remark
1	10620.000	33.89	14.56	48.45	74.00	-25.55	peak
2	15930.000	32.23	15.55	47.78	74.00	-26.22	peak

Note:1.Result (dBuV/m) = Correct Factor (dB/m) + Reading(dBuV).

2.Correction factor (dB/m) = Antenna Factor (dB/m) + Cable loss (dB) – Pre-Amplifier gain (dB).

3.When the peak results are less than average limit, so not need to evaluate the average.

Standard:	FCC Part 15.407	Test Distance:	3 m
Test item:	Harmonic		
Frequency:	5510 MHz		
Mode:	Mode 4		
Ant.Polar.:	Horizontal		

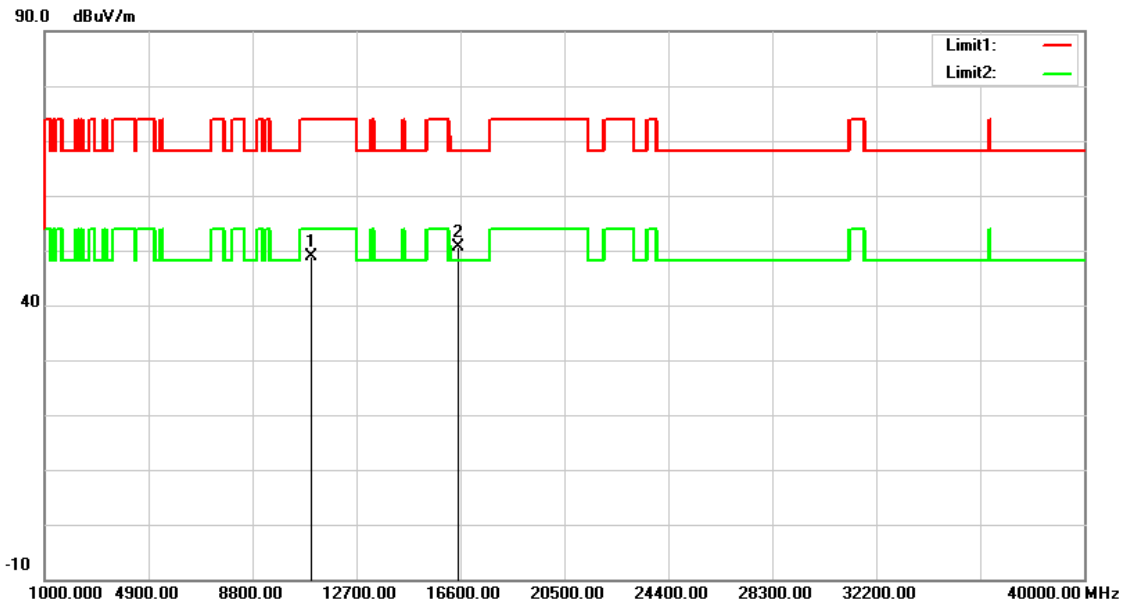

No.	Frequency (MHz)	Reading (dBuV)	Correct Factor (dB/m)	Result (dBuV/m)	Limit (dBuV/m)	Margin (dB)	Remark
1	11020.000	34.26	14.51	48.77	74.00	-25.23	peak
2	16530.000	33.80	16.85	50.65	68.20	-17.55	peak

Note:1.Result (dBuV/m) = Correct Factor (dB/m) + Reading(dBuV).

2.Correction factor (dB/m) = Antenna Factor (dB/m) + Cable loss (dB) – Pre-Amplifier gain (dB).

3.When the peak results are less than average limit, so not need to evaluate the average.

Standard:	FCC Part 15.407	Test Distance:	3 m
Test item:	Harmonic		
Frequency:	5510 MHz		
Mode:	Mode 4		
Ant.Polar.:	Vertical		

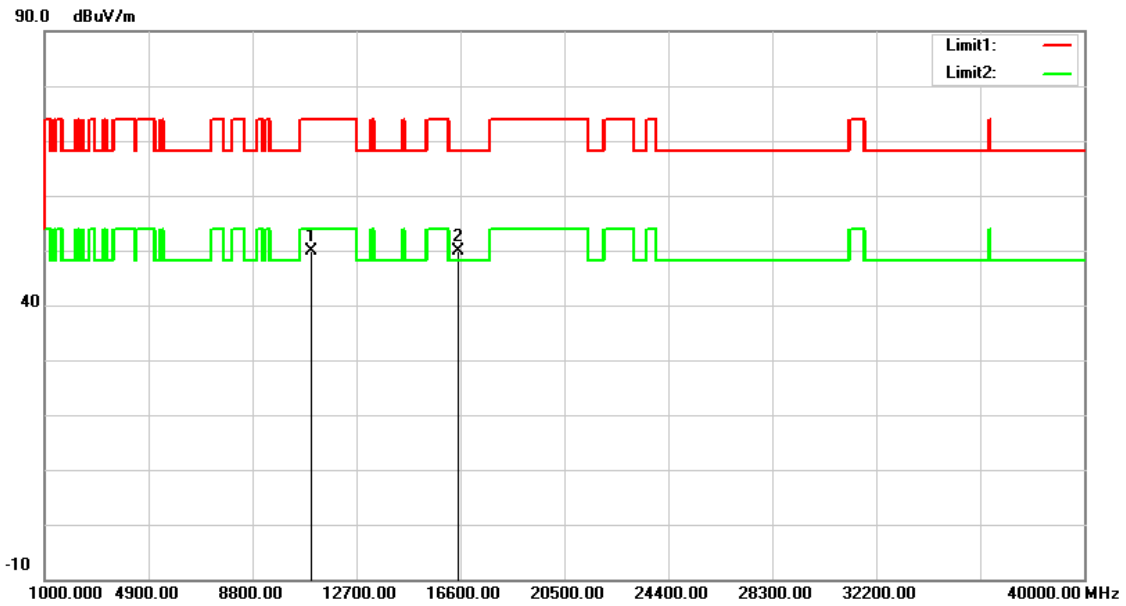

No.	Frequency (MHz)	Reading (dBuV)	Correct Factor (dB/m)	Result (dBuV/m)	Limit (dBuV/m)	Margin (dB)	Remark
1	11020.000	35.43	14.51	49.94	74.00	-24.06	peak
2	16530.000	33.05	16.85	49.90	68.20	-18.30	peak

Note:1.Result (dBuV/m) = Correct Factor (dB/m) + Reading(dBuV).

2.Correction factor (dB/m) = Antenna Factor (dB/m) + Cable loss (dB) – Pre-Amplifier gain (dB).

3.When the peak results are less than average limit, so not need to evaluate the average.

Standard:	FCC Part 15.407	Test Distance:	3 m
Test item:	Harmonic		
Frequency:	5550 MHz		
Mode:	Mode 4		
Ant.Polar.:	Horizontal		

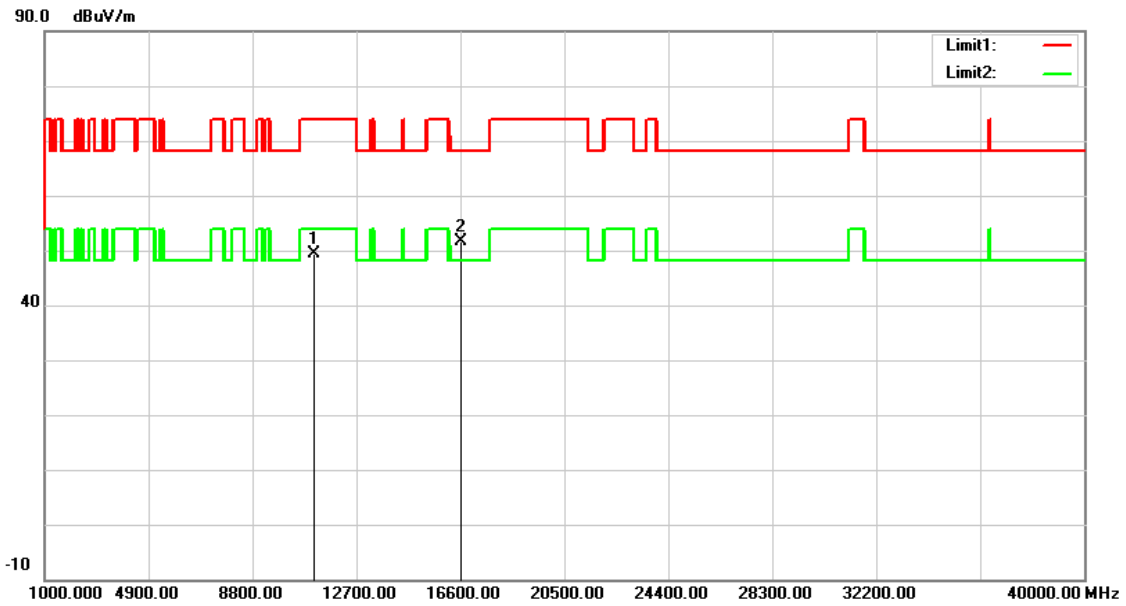

No.	Frequency (MHz)	Reading (dBuV)	Correct Factor (dB/m)	Result (dBuV/m)	Limit (dBuV/m)	Margin (dB)	Remark
1	11100.000	34.68	14.66	49.34	74.00	-24.66	peak
2	16650.000	33.83	17.73	51.56	68.20	-16.64	peak

Note:1.Result (dBuV/m) = Correct Factor (dB/m) + Reading(dBuV).

2.Correction factor (dB/m) = Antenna Factor (dB/m) + Cable loss (dB) – Pre-Amplifier gain (dB).

3.When the peak results are less than average limit, so not need to evaluate the average.

Standard:	FCC Part 15.407	Test Distance:	3 m
Test item:	Harmonic		
Frequency:	5550 MHz		
Mode:	Mode 4		
Ant.Polar.:	Vertical		

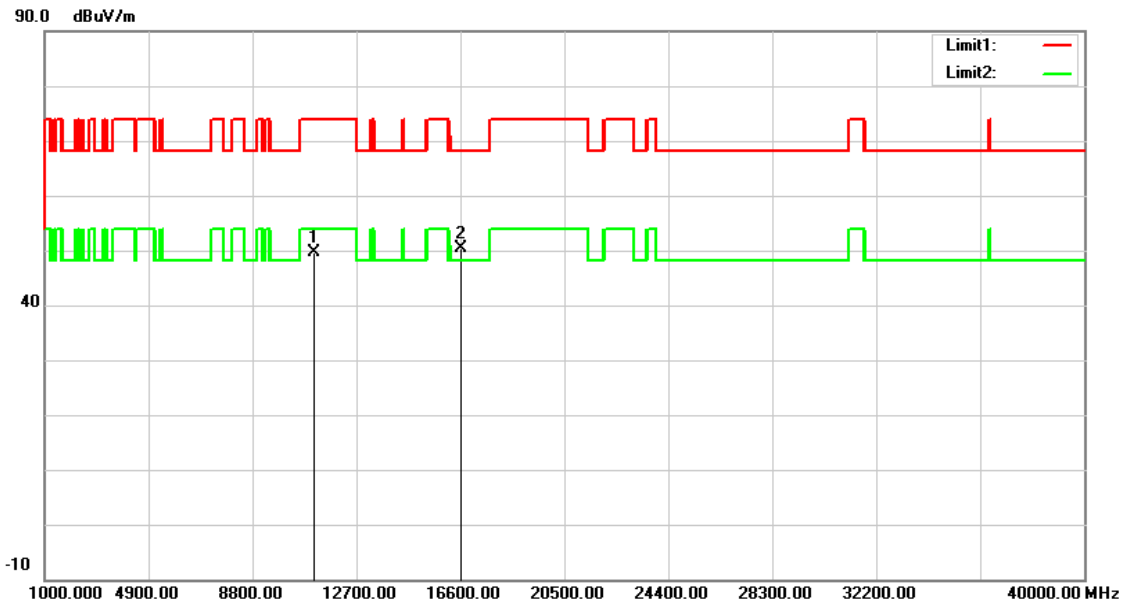

No.	Frequency (MHz)	Reading (dBuV)	Correct Factor (dB/m)	Result (dBuV/m)	Limit (dBuV/m)	Margin (dB)	Remark
1	11100.000	34.89	14.66	49.55	74.00	-24.45	peak
2	16650.000	32.64	17.73	50.37	68.20	-17.83	peak

Note:1.Result (dBuV/m) = Correct Factor (dB/m) + Reading(dBuV).

2.Correction factor (dB/m) = Antenna Factor (dB/m) + Cable loss (dB) – Pre-Amplifier gain (dB).

3.When the peak results are less than average limit, so not need to evaluate the average.

Standard:	FCC Part 15.407	Test Distance:	3 m
Test item:	Harmonic		
Frequency:	5670 MHz		
Mode:	Mode 4		
Ant.Polar.:	Horizontal		

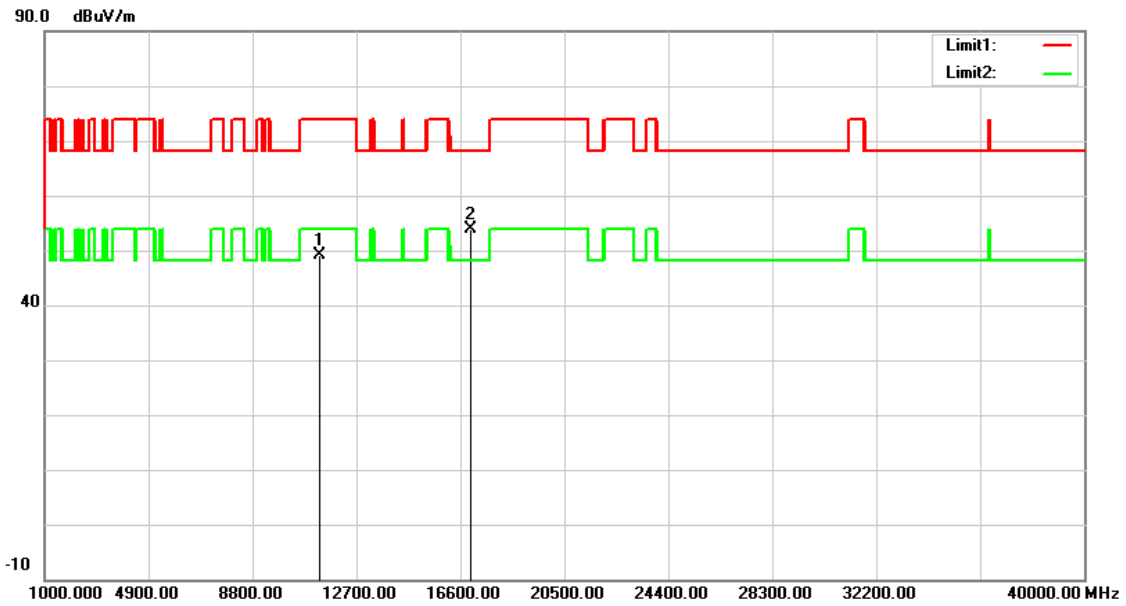

No.	Frequency (MHz)	Reading (dBuV)	Correct Factor (dB/m)	Result (dBuV/m)	Limit (dBuV/m)	Margin (dB)	Remark
1	11340.000	33.99	15.11	49.10	74.00	-24.90	peak
2	17010.000	33.45	20.36	53.81	68.20	-14.39	peak

Note:1.Result (dBuV/m) = Correct Factor (dB/m) + Reading(dBuV).

2.Correction factor (dB/m) = Antenna Factor (dB/m) + Cable loss (dB) – Pre-Amplifier gain (dB).

3.When the peak results are less than average limit, so not need to evaluate the average.

Standard:	FCC Part 15.407	Test Distance:	3 m
Test item:	Harmonic		
Frequency:	5670 MHz		
Mode:	Mode 4		
Ant.Polar.:	Vertical		

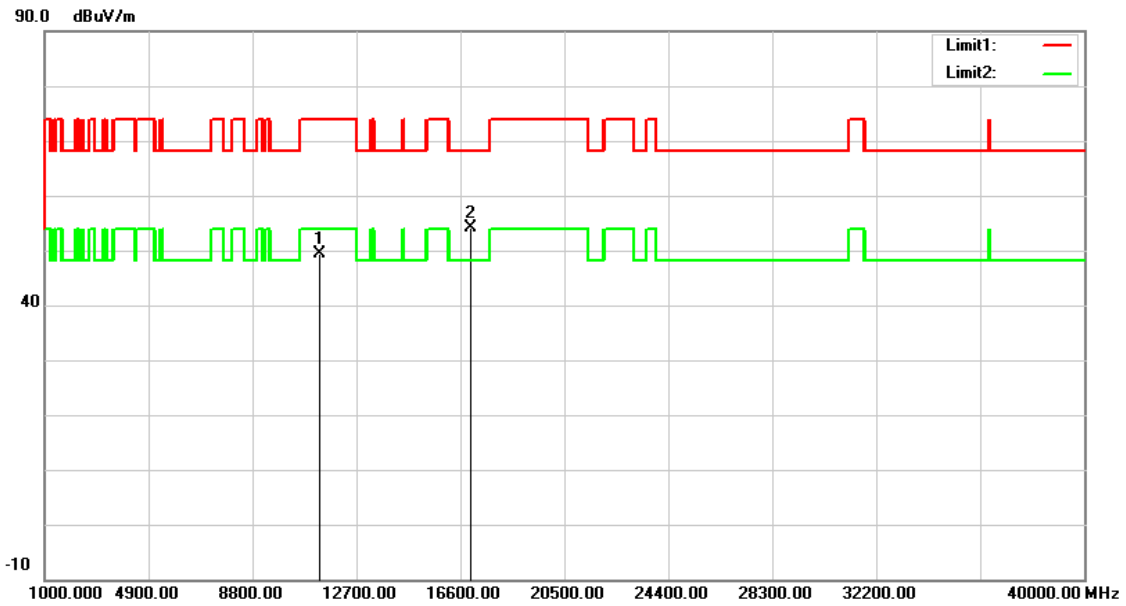

No.	Frequency (MHz)	Reading (dBuV)	Correct Factor (dB/m)	Result (dBuV/m)	Limit (dBuV/m)	Margin (dB)	Remark
1	11340.000	34.17	15.11	49.28	74.00	-24.72	peak
2	17010.000	33.65	20.36	54.01	68.20	-14.19	peak

Note:1.Result (dBuV/m) = Correct Factor (dB/m) + Reading(dBuV).

2.Correction factor (dB/m) = Antenna Factor (dB/m) + Cable loss (dB) – Pre-Amplifier gain (dB).

3.When the peak results are less than average limit, so not need to evaluate the average.

Standard:	FCC Part 15.407	Test Distance:	3 m
Test item:	Harmonic		
Frequency:	5755 MHz		
Mode:	Mode 4		
Ant.Polar.:	Horizontal		

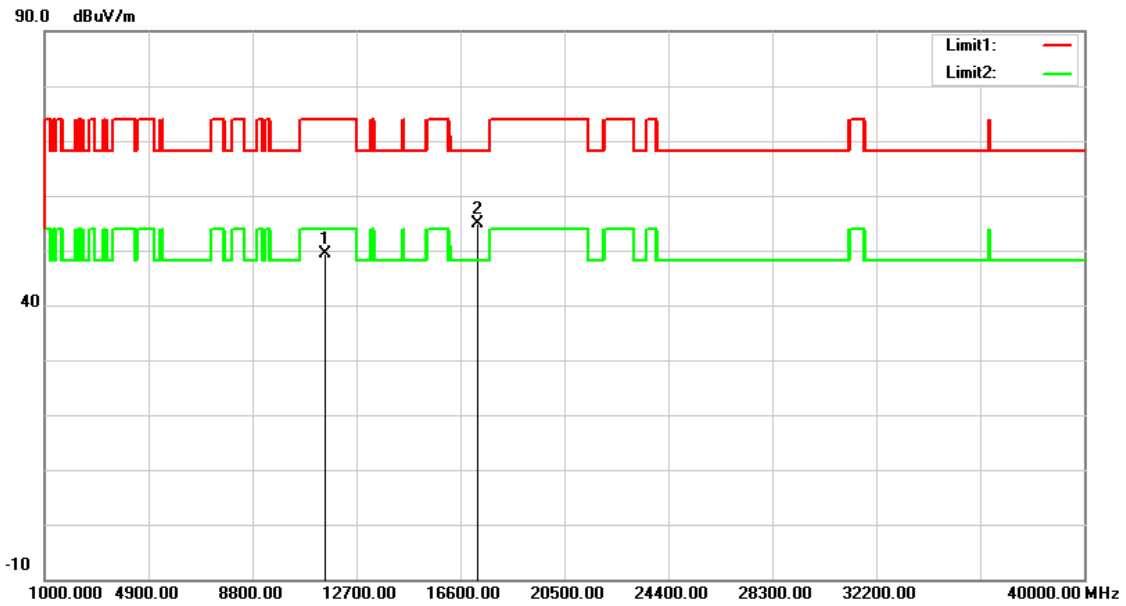

No.	Frequency (MHz)	Reading (dBuV)	Correct Factor (dB/m)	Result (dBuV/m)	Limit (dBuV/m)	Margin (dB)	Remark
1	11510.000	34.04	15.38	49.42	74.00	-24.58	peak
2	17265.000	32.99	21.88	54.87	68.20	-13.33	peak

Note:1.Result (dBuV/m) = Correct Factor (dB/m) + Reading(dBuV).

2.Correction factor (dB/m) = Antenna Factor (dB/m) + Cable loss (dB) – Pre-Amplifier gain (dB).

3.When the peak results are less than average limit, so not need to evaluate the average.

Standard:	FCC Part 15.407	Test Distance:	3 m
Test item:	Harmonic		
Frequency:	5755 MHz		
Mode:	Mode 4		
Ant.Polar.:	Vertical		

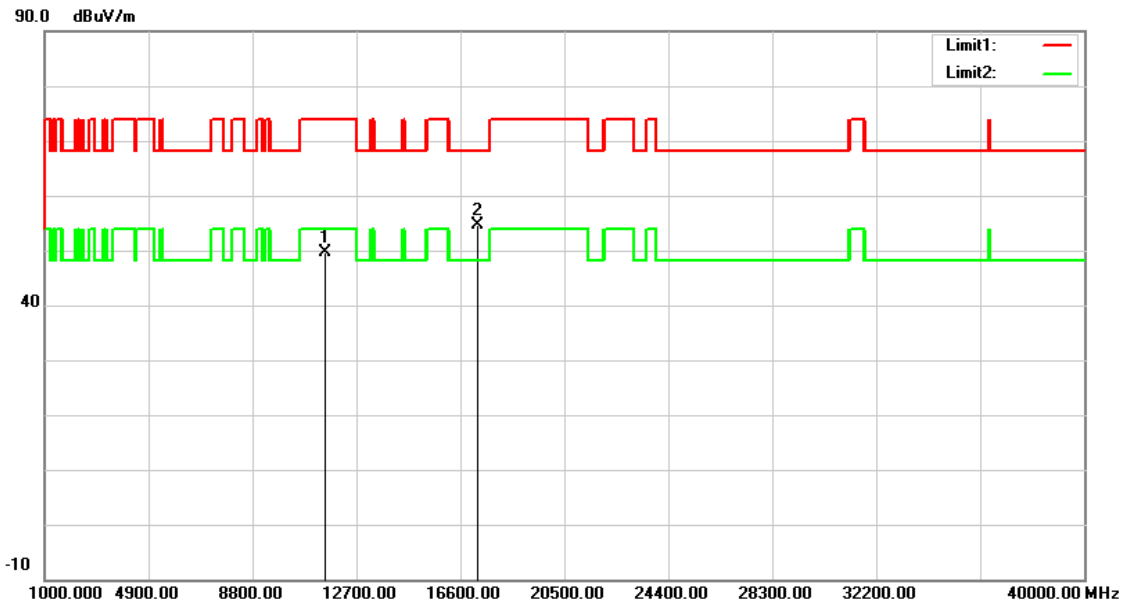

No.	Frequency (MHz)	Reading (dBuV)	Correct Factor (dB/m)	Result (dBuV/m)	Limit (dBuV/m)	Margin (dB)	Remark
1	11510.000	34.27	15.38	49.65	74.00	-24.35	peak
2	17265.000	32.71	21.88	54.59	68.20	-13.61	peak

Note:1.Result (dBuV/m) = Correct Factor (dB/m) + Reading(dBuV).

2.Correction factor (dB/m) = Antenna Factor (dB/m) + Cable loss (dB) – Pre-Amplifier gain (dB).

3.When the peak results are less than average limit, so not need to evaluate the average.

Standard:	FCC Part 15.407	Test Distance:	3 m
Test item:	Harmonic		
Frequency:	5795 MHz		
Mode:	Mode 4		
Ant.Polar.:	Horizontal		

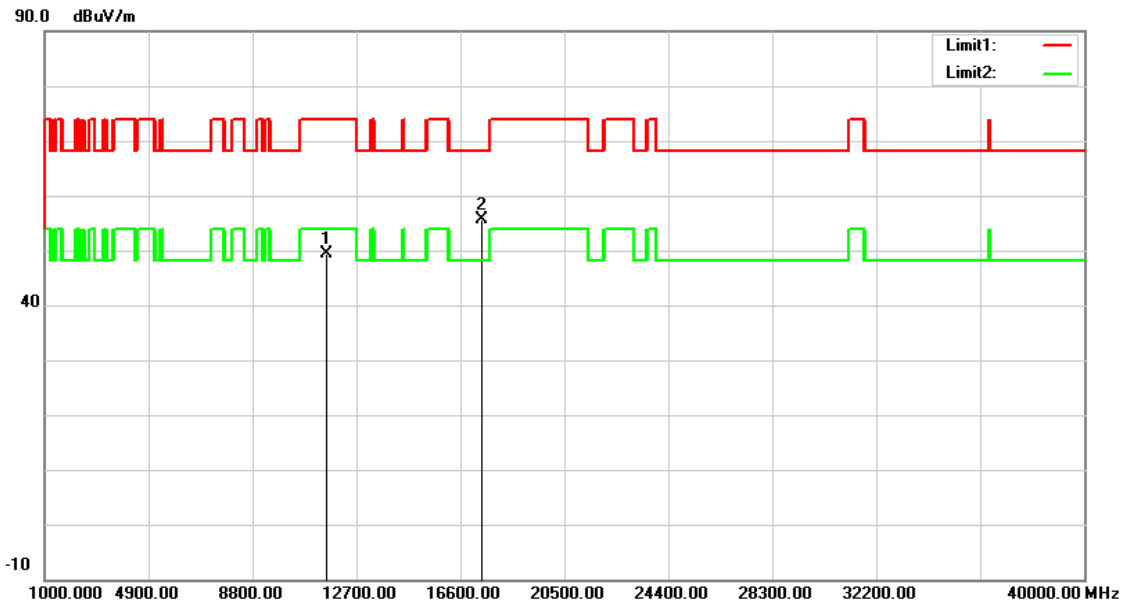

No.	Frequency (MHz)	Reading (dBuV)	Correct Factor (dB/m)	Result (dBuV/m)	Limit (dBuV/m)	Margin (dB)	Remark
1	11590.000	34.21	15.20	49.41	74.00	-24.59	peak
2	17385.000	32.98	22.60	55.58	68.20	-12.62	peak

Note:1.Result (dBuV/m) = Correct Factor (dB/m) + Reading(dBuV).

2.Correction factor (dB/m) = Antenna Factor (dB/m) + Cable loss (dB) – Pre-Amplifier gain (dB).

3.When the peak results are less than average limit, so not need to evaluate the average.

Standard:	FCC Part 15.407	Test Distance:	3 m
Test item:	Harmonic		
Frequency:	5795 MHz		
Mode:	Mode 4		
Ant.Polar.:	Vertical		

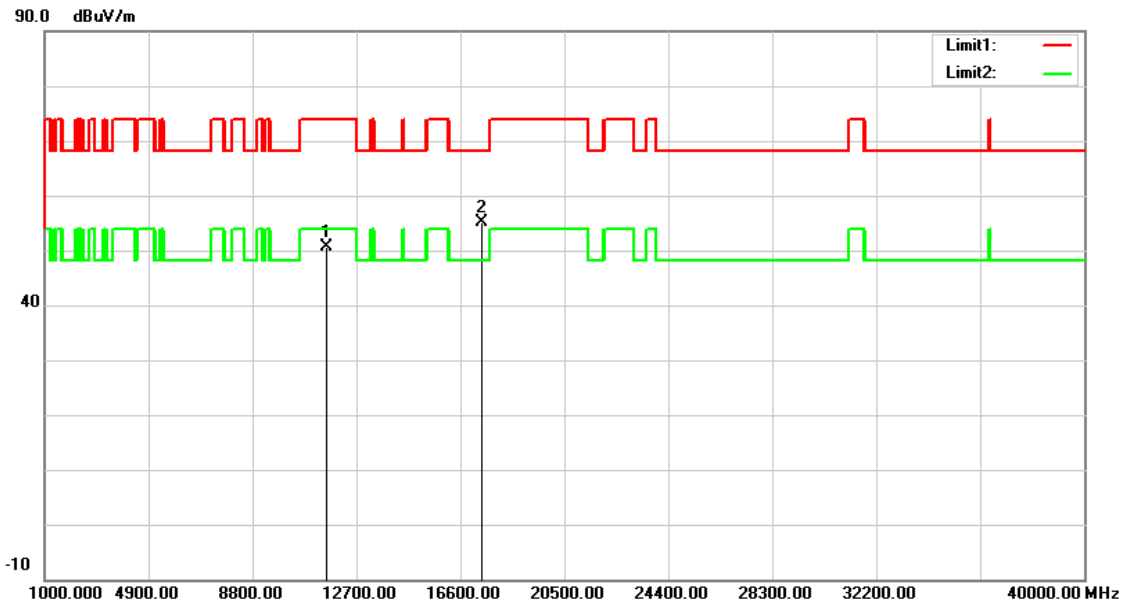

No.	Frequency (MHz)	Reading (dBuV)	Correct Factor (dB/m)	Result (dBuV/m)	Limit (dBuV/m)	Margin (dB)	Remark
1	11590.000	35.33	15.20	50.53	74.00	-23.47	peak
2	17385.000	32.65	22.60	55.25	68.20	-12.95	peak

Note:1.Result (dBuV/m) = Correct Factor (dB/m) + Reading(dBuV).

2.Correction factor (dB/m) = Antenna Factor (dB/m) + Cable loss (dB) – Pre-Amplifier gain (dB).

3.When the peak results are less than average limit, so not need to evaluate the average.

Standard:	FCC Part 15.407	Test Distance:	3 m
Test item:	Harmonic		
Mode:	Mode 5		
Ant.Polar.:	Horizontal		
Description:			

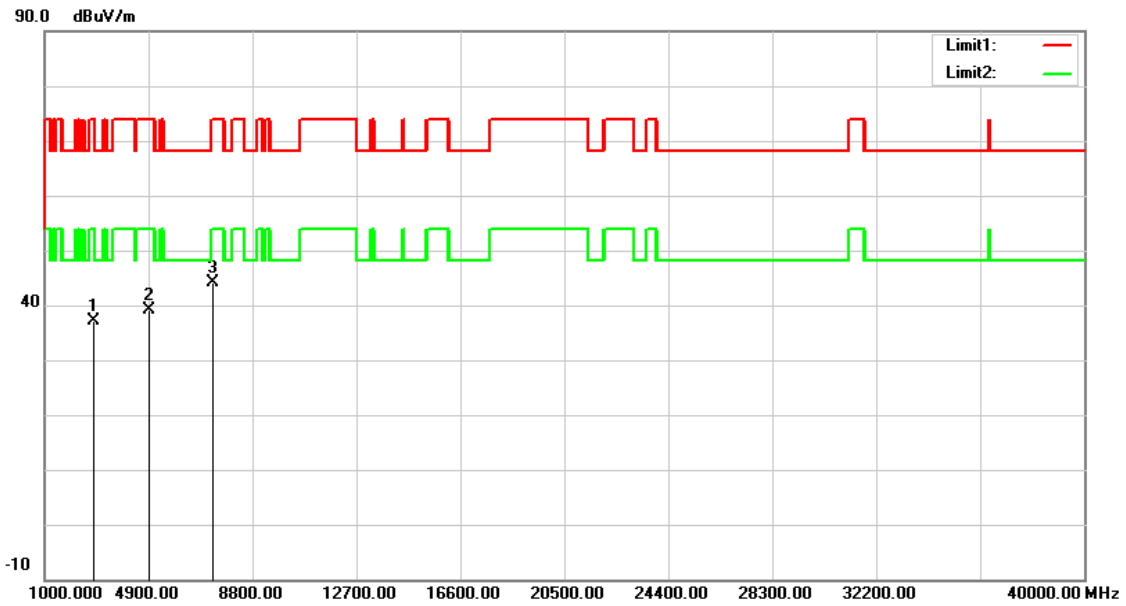

No.	Frequency (MHz)	Reading (dBuV)	Correct Factor (dB/m)	Result (dBuV/m)	Limit (dBuV/m)	Margin (dB)	Remark
1	2802.000	42.99	-5.94	37.05	74.00	-36.95	peak
2	4910.000	39.82	-0.68	39.14	74.00	-34.86	peak
3	7341.000	37.51	6.56	44.07	74.00	-29.93	peak

Note:1.Result (dBuV/m) = Correct Factor (dB/m) + Reading(dBuV).

2.Correction factor (dB/m) = Antenna Factor (dB/m) + Cable loss (dB) – Pre-Amplifier gain (dB).

3.When the peak results are less than average limit, so not need to evaluate the average.

Standard:	FCC Part 15.407	Test Distance:	3 m
Test item:	Harmonic		
Mode:	Mode 5		
Ant.Polar.:	Vertical		
Description:			

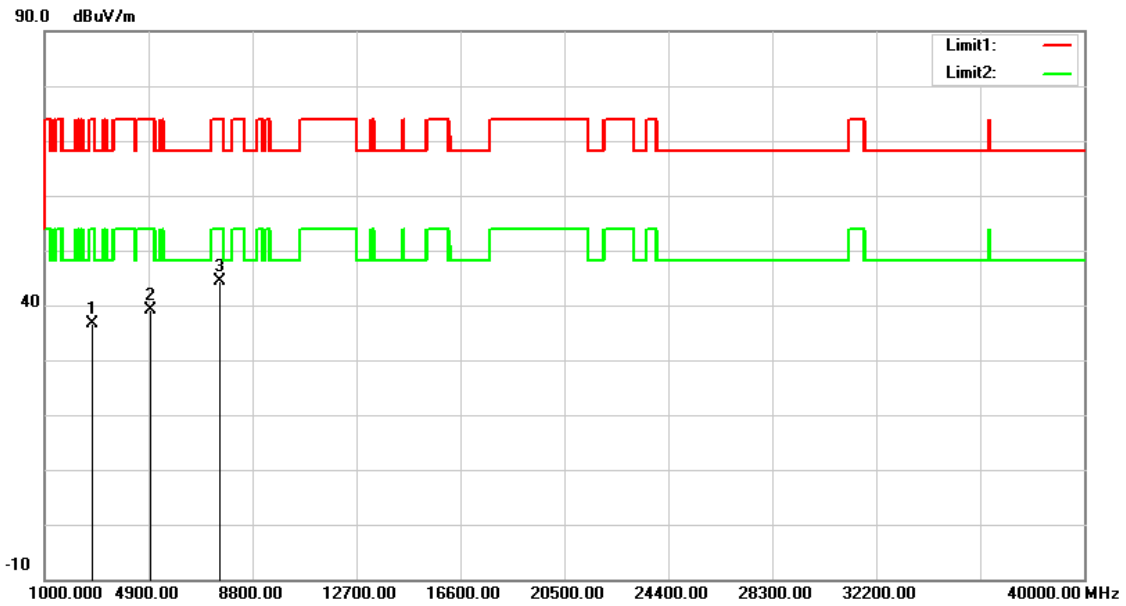

No.	Frequency (MHz)	Reading (dBuV)	Correct Factor (dB/m)	Result (dBuV/m)	Limit (dBuV/m)	Margin (dB)	Remark
1	2785.000	42.55	-6.00	36.55	74.00	-37.45	peak
2	4961.000	39.70	-0.50	39.20	74.00	-34.80	peak
3	7562.000	37.07	7.33	44.40	74.00	-29.60	peak

Note:1.Result (dBuV/m) = Correct Factor (dB/m) + Reading(dBuV).

2.Correction factor (dB/m) = Antenna Factor (dB/m) + Cable loss (dB) – Pre-Amplifier gain (dB).

3.When the peak results are less than average limit, so not need to evaluate the average.

Standard:	FCC Part 15.407	Test Distance:	3 m
Test item:	Harmonic		
Mode:	Simultaneous Transmitting		
	(WLAN 4.9 + 5 GHz)		
Ant.Polar.:	Horizontal		

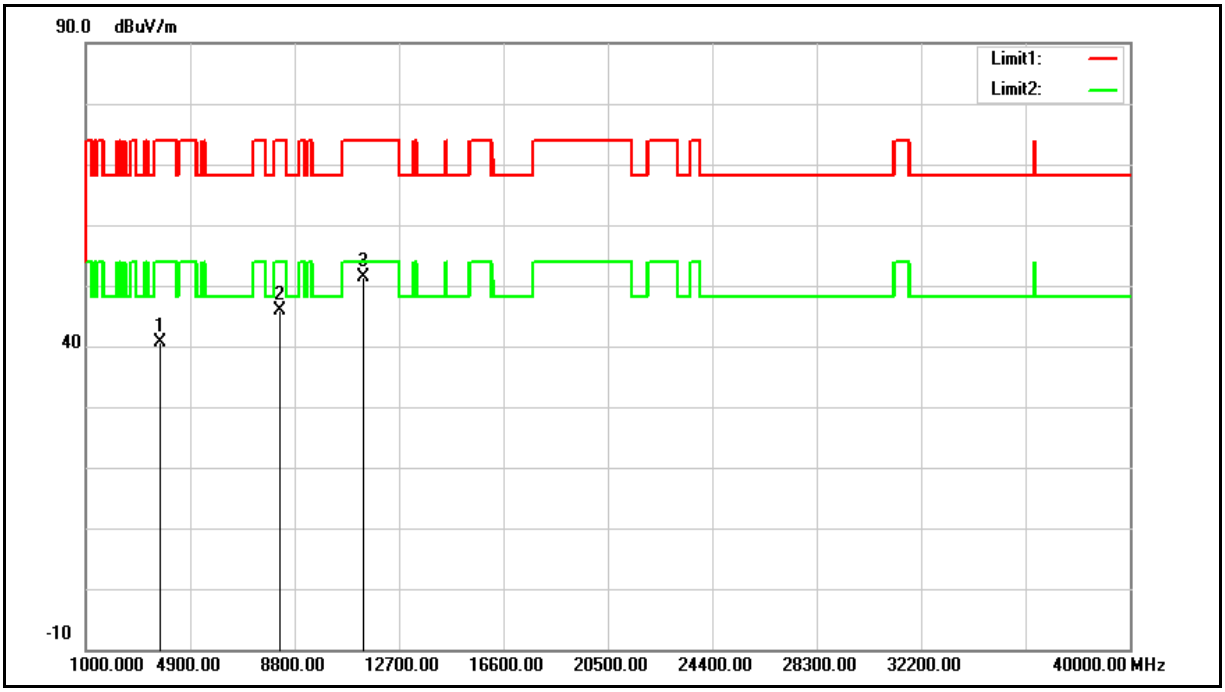

No.	Frequency (MHz)	Reading (dBuV)	Correct Factor (dB/m)	Result (dBuV/m)	Limit (dBuV/m)	Margin (dB)	Remark
1	3754.000	44.60	-4.08	40.52	74.00	-33.48	peak
2	8242.000	37.20	8.65	45.85	74.00	-28.15	peak
3	11353.000	36.25	15.13	51.38	74.00	-22.62	peak

Note:1.Result (dBuV/m) = Correct Factor (dB/m) + Reading(dBuV).

2.Correction factor (dB/m) = Antenna Factor (dB/m) + Cable loss (dB) – Pre-Amplifier gain (dB).

3.When the peak results are less than average limit, so not need to evaluate the average.

Standard:	FCC Part 15.407	Test Distance:	3 m
Test item:	Harmonic		
Mode:	Simultaneous Transmitting		
	(WLAN 4.9 + 5 GHz)		
Ant.Polar.:	Vertical		

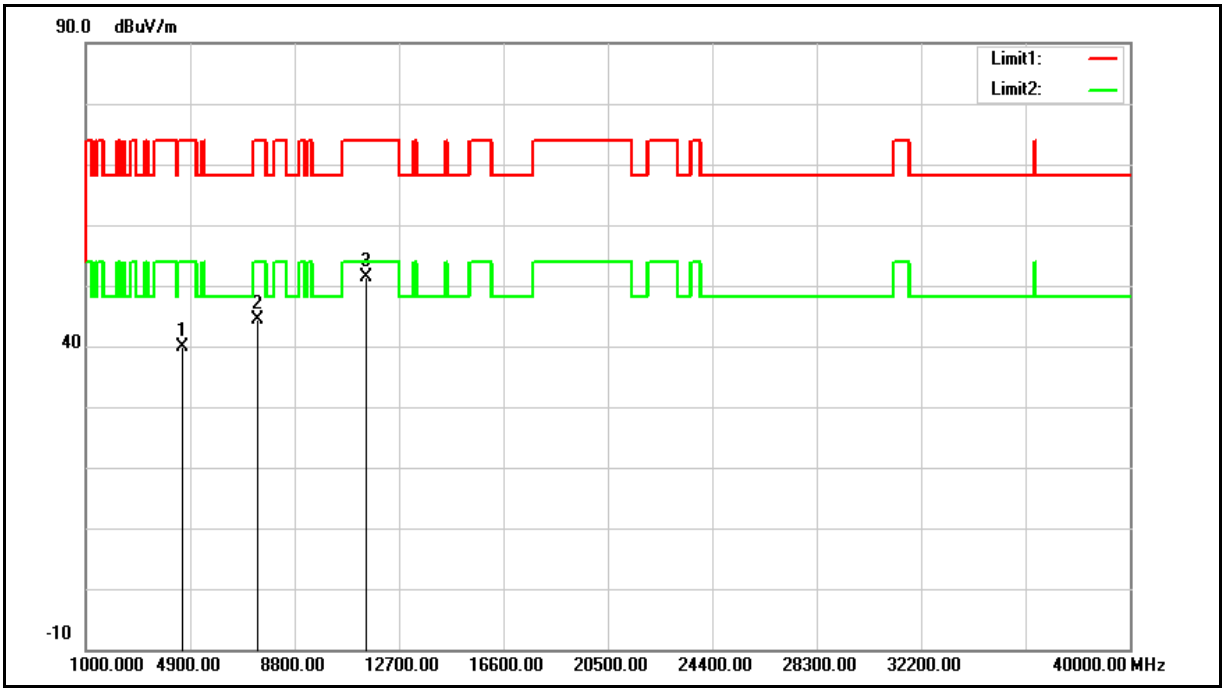

No.	Frequency (MHz)	Reading (dBuV)	Correct Factor (dB/m)	Result (dBuV/m)	Limit (dBuV/m)	Margin (dB)	Remark
1	4587.000	41.71	-1.80	39.91	74.00	-34.09	peak
2	7409.000	37.52	6.85	44.37	74.00	-29.63	peak
3	11489.000	35.88	15.39	51.27	74.00	-22.73	peak

Note:1.Result (dBuV/m) = Correct Factor (dB/m) + Reading(dBuV).

2.Correction factor (dB/m) = Antenna Factor (dB/m) + Cable loss (dB) – Pre-Amplifier gain (dB).

3.When the peak results are less than average limit, so not need to evaluate the average.

Standard:	FCC Part 15.407	Test Distance:	3 m
Test item:	Harmonic		
Mode:	Simultaneous Transmitting		
	(WLAN 5 + 5 GHz)		
Ant.Polar.:	Horizontal		

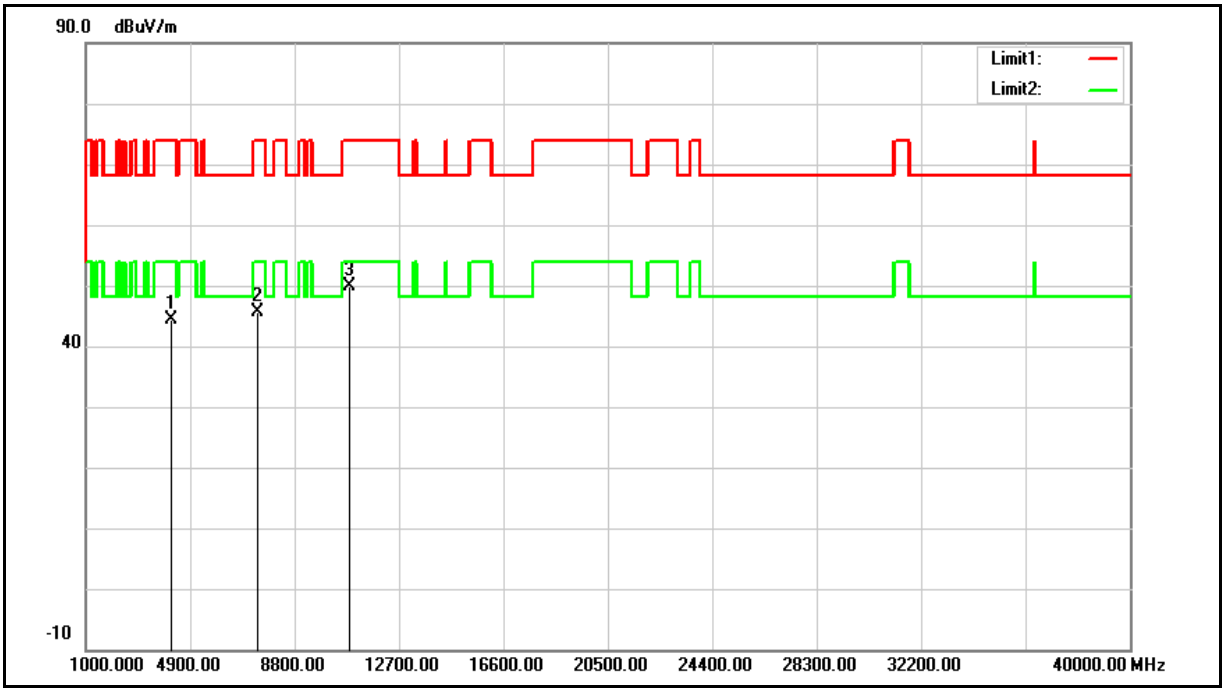

No.	Frequency (MHz)	Reading (dBuV)	Correct Factor (dB/m)	Result (dBuV/m)	Limit (dBuV/m)	Margin (dB)	Remark
1	4162.000	47.56	-3.12	44.44	74.00	-29.56	peak
2	7426.000	38.65	6.90	45.55	74.00	-28.45	peak
3	10792.000	35.42	14.52	49.94	74.00	-24.06	peak

Note:1.Result (dBuV/m) = Correct Factor (dB/m) + Reading(dBuV).

2.Correction factor (dB/m) = Antenna Factor (dB/m) + Cable loss (dB) – Pre-Amplifier gain (dB).

3.When the peak results are less than average limit, so not need to evaluate the average.

Standard:	FCC Part 15.407	Test Distance:	3 m
Test item:	Harmonic		
Mode:	Simultaneous Transmitting		
	(WLAN 5 + 5 GHz)		
Ant.Polar.:	Vertical		

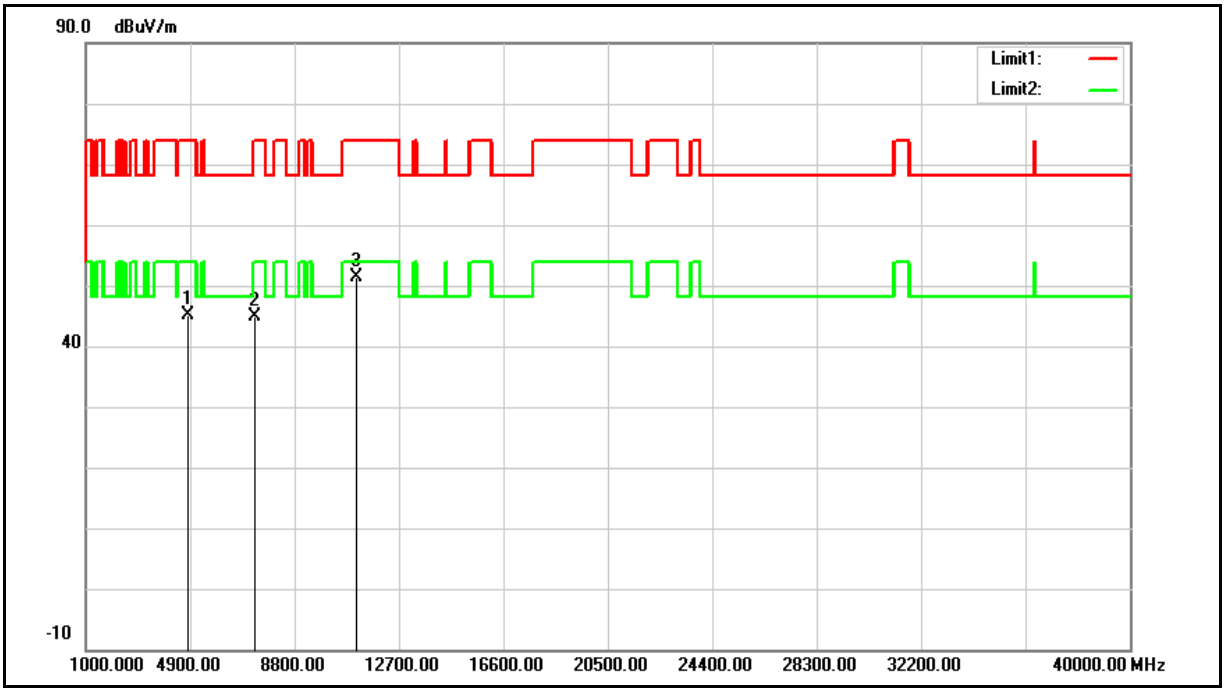

No.	Frequency (MHz)	Reading (dBuV)	Correct Factor (dB/m)	Result (dBuV/m)	Limit (dBuV/m)	Margin (dB)	Remark
1	4808.000	46.29	-1.04	45.25	74.00	-28.75	peak
2	7307.000	38.57	6.43	45.00	74.00	-29.00	peak
3	11064.000	36.84	14.59	51.43	74.00	-22.57	peak

Note:1.Result (dBuV/m) = Correct Factor (dB/m) + Reading(dBuV).

2.Correction factor (dB/m) = Antenna Factor (dB/m) + Cable loss (dB) – Pre-Amplifier gain (dB).

3.When the peak results are less than average limit, so not need to evaluate the average.

Band Edge

Peak

Standard:	FCC Part 15.407	Test Distance:	3 m
Test item:	Band edge		
Frequency:	5180 MHz		
Mode:	Mode 2		
Ant.Polar.:	Horizontal		

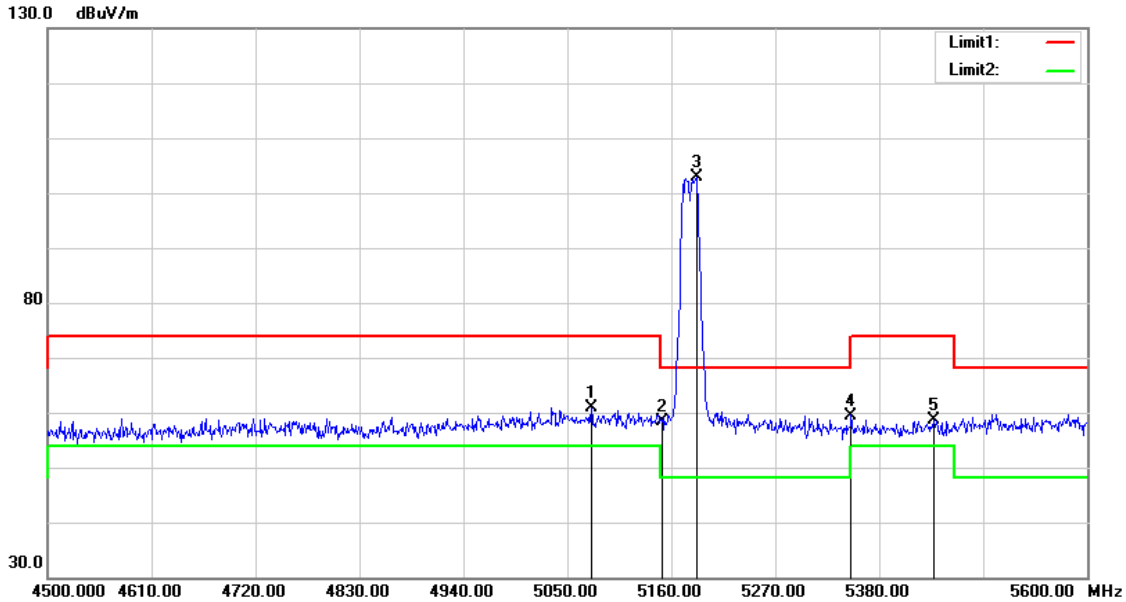

No.	Frequency (MHz)	Reading (dBuV)	Correct Factor (dB/m)	Result (dBuV/m)	Limit (dBuV/m)	Margin (dB)	Remark
1	5075.300	61.17	-0.22	60.95	74.00	-13.05	peak
2	5150.000	58.54	-0.08	58.46	74.00	-15.54	peak
3	5187.500	102.90	-0.01	102.89	68.20	34.69	peak
4	5350.000	59.20	0.30	59.50	74.00	-14.50	peak
5	5437.200	58.20	0.46	58.66	74.00	-15.34	peak

Note:1.Result (dBuV/m) = Correct Factor (dB/m) + Reading(dBuV).

2.Correction factor (dB/m) = Antenna Factor (dB/m) + Cable loss (dB) – Pre-Amplifier gain (dB).

3.When the peak results are less than average limit, so not need to evaluate the average.

Standard:	FCC Part 15.407	Test Distance:	3 m
Test item:	Band edge		
Frequency:	5180 MHz		
Mode:	Mode 2		
Ant.Polar.:	Vertical		

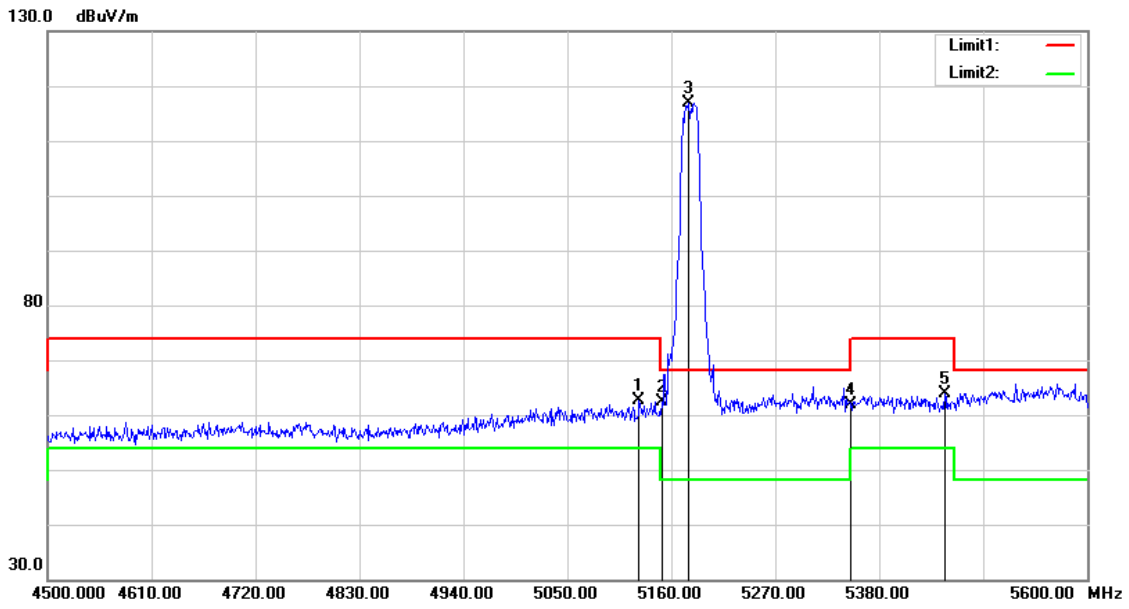

No.	Frequency (MHz)	Reading (dBuV)	Correct Factor (dB/m)	Result (dBuV/m)	Limit (dBuV/m)	Margin (dB)	Remark
1	5125.900	62.82	-0.13	62.69	74.00	-11.31	peak
2	5150.000	62.53	-0.08	62.45	74.00	-11.55	peak
3	5178.700	116.82	-0.03	116.79	68.20	48.59	peak
4	5350.000	61.56	0.30	61.86	74.00	-12.14	peak
5	5449.300	63.44	0.48	63.92	74.00	-10.08	peak

Note:1.Result (dBuV/m) = Correct Factor (dB/m) + Reading(dBuV).

2.Correction factor (dB/m) = Antenna Factor (dB/m) + Cable loss (dB) – Pre-Amplifier gain (dB).

3.When the peak results are less than average limit, so not need to evaluate the average.

Standard:	FCC Part 15.407	Test Distance:	3 m
Test item:	Band edge		
Frequency:	5200 MHz		
Mode:	Mode 2		
Ant.Polar.:	Horizontal		

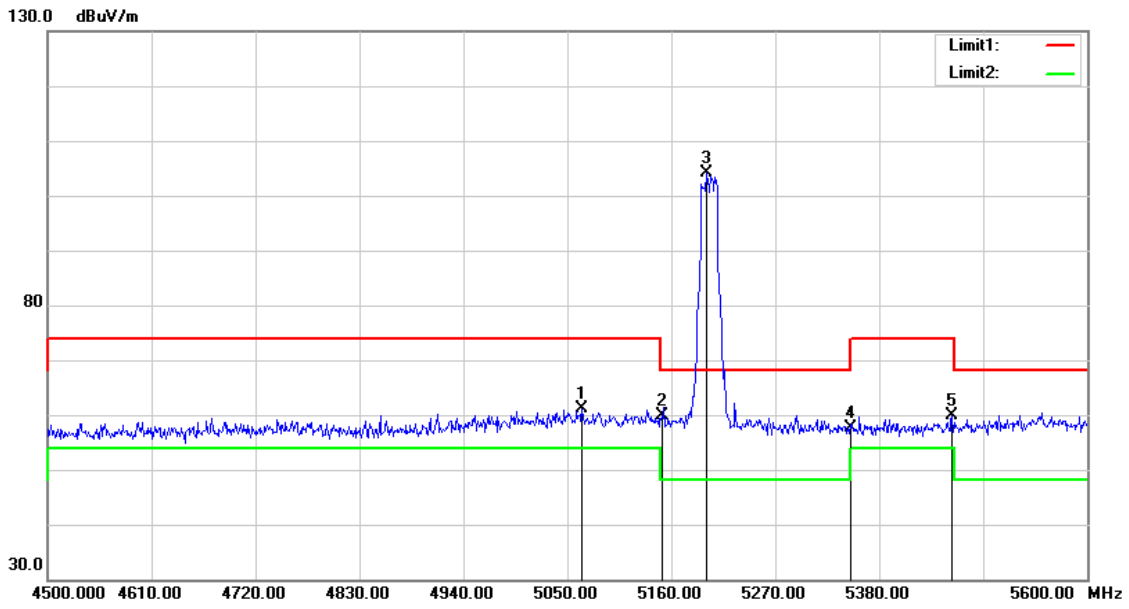

No.	Frequency (MHz)	Reading (dBuV)	Correct Factor (dB/m)	Result (dBuV/m)	Limit (dBuV/m)	Margin (dB)	Remark
1	5065.400	61.44	-0.24	61.20	74.00	-12.80	peak
2	5150.000	59.84	-0.08	59.76	74.00	-14.24	peak
3	5197.400	104.13	0.01	104.14	68.20	35.94	peak
4	5350.000	57.39	0.30	57.69	74.00	-16.31	peak
5	5457.000	59.27	0.50	59.77	74.00	-14.23	peak

Note:1.Result (dBuV/m) = Correct Factor (dB/m) + Reading(dBuV).

2.Correction factor (dB/m) = Antenna Factor (dB/m) + Cable loss (dB) – Pre-Amplifier gain (dB).

3.When the peak results are less than average limit, so not need to evaluate the average.

Standard:	FCC Part 15.407	Test Distance:	3 m
Test item:	Band edge		
Frequency:	5200 MHz		
Mode:	Mode 2		
Ant.Polar.:	Vertical		

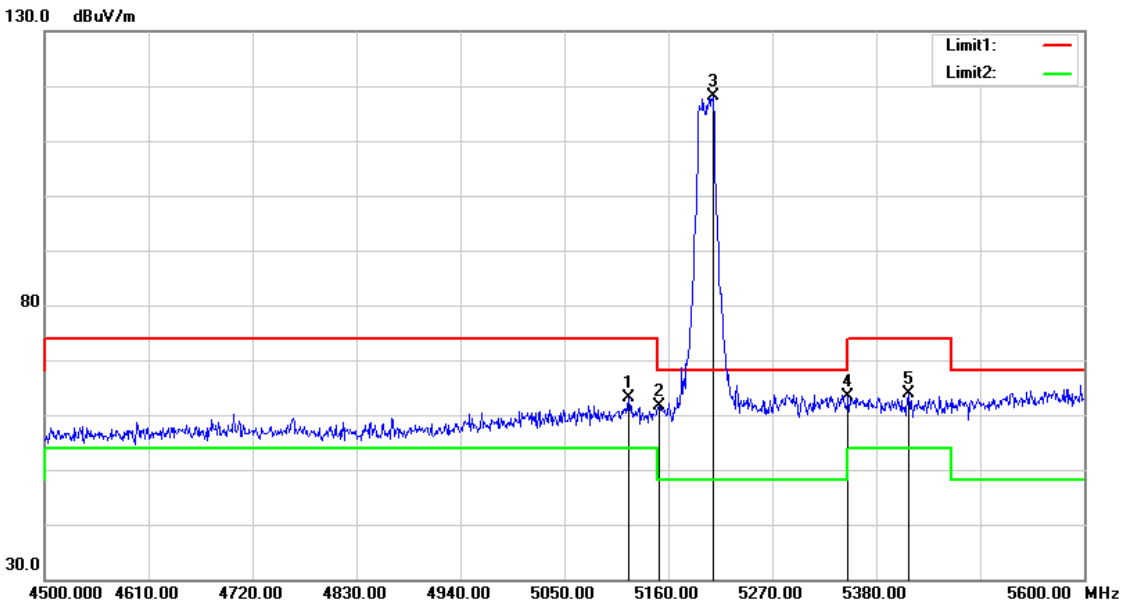

No.	Frequency (MHz)	Reading (dBuV)	Correct Factor (dB/m)	Result (dBuV/m)	Limit (dBuV/m)	Margin (dB)	Remark
1	5118.200	63.27	-0.14	63.13	74.00	-10.87	peak
2	5150.000	61.64	-0.08	61.56	74.00	-12.44	peak
3	5207.300	118.18	0.03	118.21	68.20	50.01	peak
4	5350.000	63.18	0.30	63.48	74.00	-10.52	peak
5	5414.100	63.38	0.41	63.79	74.00	-10.21	peak

Note:1.Result (dBuV/m) = Correct Factor (dB/m) + Reading(dBuV).

2.Correction factor (dB/m) = Antenna Factor (dB/m) + Cable loss (dB) – Pre-Amplifier gain (dB).

3.When the peak results are less than average limit, so not need to evaluate the average.

Standard:	FCC Part 15.407	Test Distance:	3 m
Test item:	Band edge		
Frequency:	5240 MHz		
Mode:	Mode 2		
Ant.Polar.:	Horizontal		

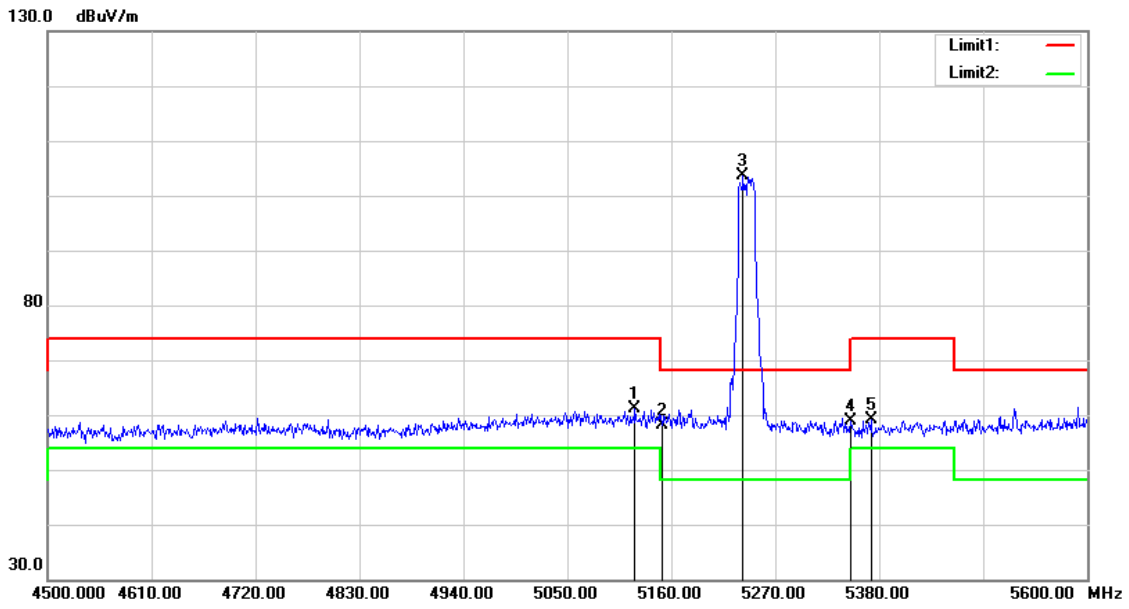

No.	Frequency (MHz)	Reading (dBuV)	Correct Factor (dB/m)	Result (dBuV/m)	Limit (dBuV/m)	Margin (dB)	Remark
1	5121.500	61.16	-0.13	61.03	74.00	-12.97	peak
2	5150.000	58.29	-0.08	58.21	74.00	-15.79	peak
3	5235.900	103.59	0.08	103.67	68.20	35.47	peak
4	5350.000	58.57	0.30	58.87	74.00	-15.13	peak
5	5371.200	58.74	0.34	59.08	74.00	-14.92	peak

Note:1.Result (dBuV/m) = Correct Factor (dB/m) + Reading(dBuV).

2.Correction factor (dB/m) = Antenna Factor (dB/m) + Cable loss (dB) – Pre-Amplifier gain (dB).

3.When the peak results are less than average limit, so not need to evaluate the average.

Standard:	FCC Part 15.407	Test Distance:	3 m
Test item:	Band edge		
Frequency:	5240 MHz		
Mode:	Mode 2		
Ant.Polar.:	Vertical		

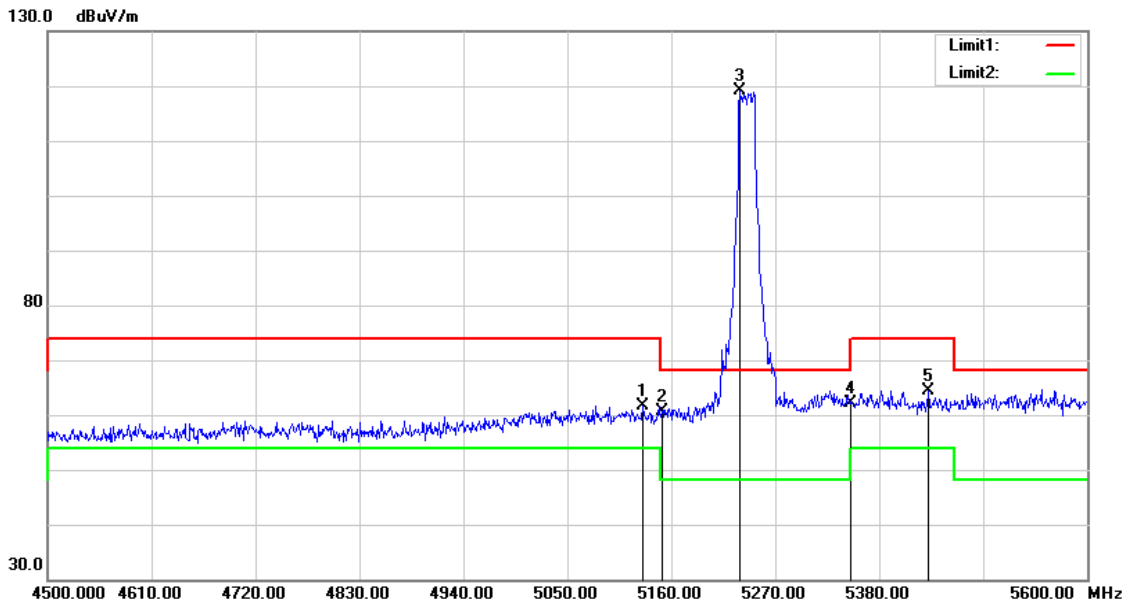

No.	Frequency (MHz)	Reading (dBuV)	Correct Factor (dB/m)	Result (dBuV/m)	Limit (dBuV/m)	Margin (dB)	Remark
1	5129.200	61.75	-0.13	61.62	74.00	-12.38	peak
2	5150.000	60.74	-0.08	60.66	74.00	-13.34	peak
3	5232.600	119.11	0.08	119.19	68.20	50.99	peak
4	5350.000	61.75	0.30	62.05	74.00	-11.95	peak
5	5431.700	63.99	0.46	64.45	74.00	-9.55	peak

Note:1.Result (dBuV/m) = Correct Factor (dB/m) + Reading(dBuV).

2.Correction factor (dB/m) = Antenna Factor (dB/m) + Cable loss (dB) – Pre-Amplifier gain (dB).

3.When the peak results are less than average limit, so not need to evaluate the average.

Standard:	FCC Part 15.407	Test Distance:	3 m
Test item:	Band edge		
Frequency:	5260 MHz		
Mode:	Mode 2		
Ant.Polar.:	Horizontal		

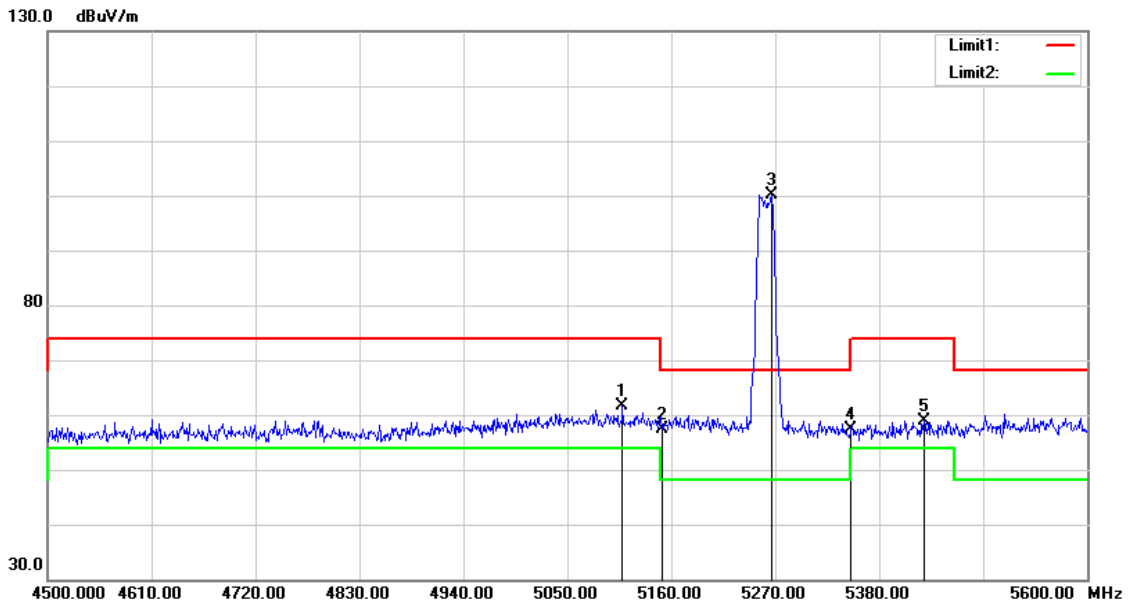

No.	Frequency (MHz)	Reading (dBuV)	Correct Factor (dB/m)	Result (dBuV/m)	Limit (dBuV/m)	Margin (dB)	Remark
1	5108.300	61.81	-0.15	61.66	74.00	-12.34	peak
2	5150.000	57.35	-0.08	57.27	74.00	-16.73	peak
3	5265.600	99.98	0.13	100.11	68.20	31.91	peak
4	5350.000	57.04	0.30	57.34	74.00	-16.66	peak
5	5427.300	58.43	0.44	58.87	74.00	-15.13	peak

Note:1.Result (dBuV/m) = Correct Factor (dB/m) + Reading(dBuV).

2.Correction factor (dB/m) = Antenna Factor (dB/m) + Cable loss (dB) – Pre-Amplifier gain (dB).

3.When the peak results are less than average limit, so not need to evaluate the average.

Standard:	FCC Part 15.407	Test Distance:	3 m
Test item:	Band edge		
Frequency:	5260 MHz		
Mode:	Mode 2		
Ant.Polar.:	Vertical		

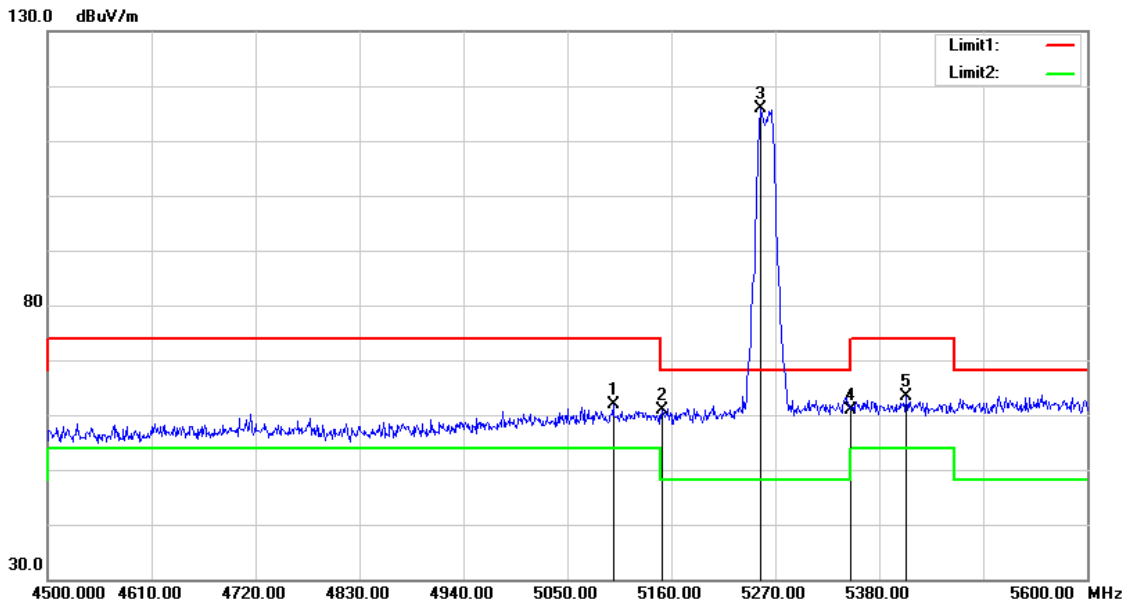

No.	Frequency (MHz)	Reading (dBuV)	Correct Factor (dB/m)	Result (dBuV/m)	Limit (dBuV/m)	Margin (dB)	Remark
1	5098.400	61.94	-0.18	61.76	74.00	-12.24	peak
2	5150.000	61.06	-0.08	60.98	74.00	-13.02	peak
3	5254.600	115.74	0.12	115.86	68.20	47.66	peak
4	5350.000	60.63	0.30	60.93	74.00	-13.07	peak
5	5408.600	63.05	0.41	63.46	74.00	-10.54	peak

Note:1.Result (dBuV/m) = Correct Factor (dB/m) + Reading(dBuV).

2.Correction factor (dB/m) = Antenna Factor (dB/m) + Cable loss (dB) – Pre-Amplifier gain (dB).

3.When the peak results are less than average limit, so not need to evaluate the average.

Standard:	FCC Part 15.407	Test Distance:	3 m
Test item:	Band edge		
Frequency:	5280 MHz		
Mode:	Mode 2		
Ant.Polar.:	Horizontal		

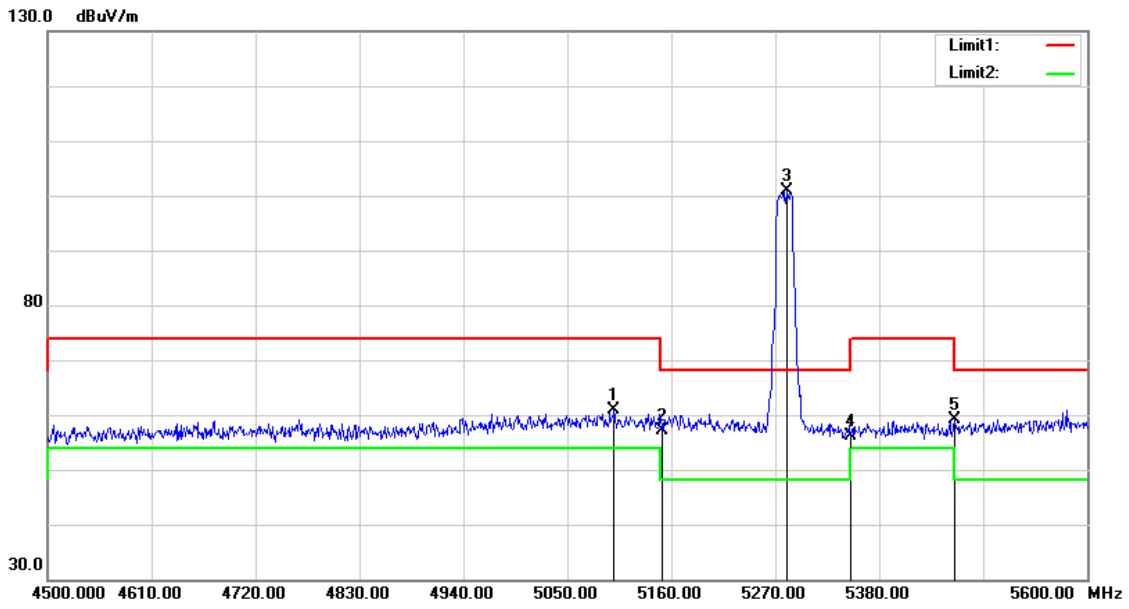

No.	Frequency (MHz)	Reading (dBuV)	Correct Factor (dB/m)	Result (dBuV/m)	Limit (dBuV/m)	Margin (dB)	Remark
1	5099.500	61.03	-0.18	60.85	74.00	-13.15	peak
2	5150.000	57.27	-0.08	57.19	74.00	-16.81	peak
3	5282.100	100.73	0.18	100.91	68.20	32.71	peak
4	5350.000	55.91	0.30	56.21	74.00	-17.79	peak
5	5459.200	58.65	0.51	59.16	74.00	-14.84	peak

Note:1.Result (dBuV/m) = Correct Factor (dB/m) + Reading(dBuV).

2.Correction factor (dB/m) = Antenna Factor (dB/m) + Cable loss (dB) – Pre-Amplifier gain (dB).

3.When the peak results are less than average limit, so not need to evaluate the average.

Standard:	FCC Part 15.407	Test Distance:	3 m
Test item:	Band edge		
Frequency:	5280 MHz		
Mode:	Mode 2		
Ant.Polar.:	Vertical		

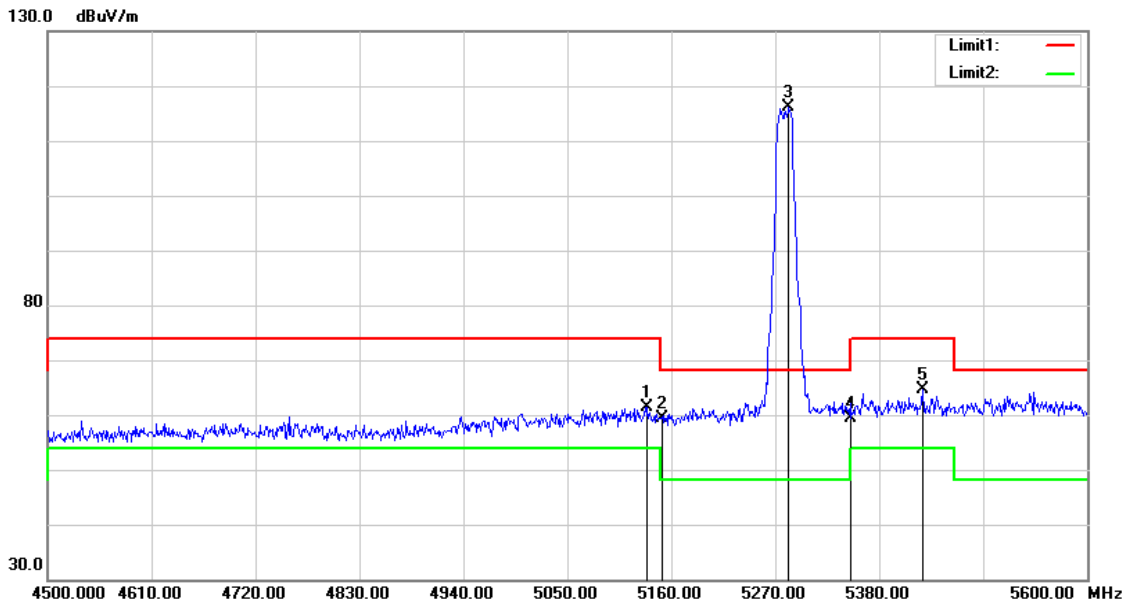

No.	Frequency (MHz)	Reading (dBuV)	Correct Factor (dB/m)	Result (dBuV/m)	Limit (dBuV/m)	Margin (dB)	Remark
1	5134.700	61.52	-0.10	61.42	74.00	-12.58	peak
2	5150.000	59.38	-0.08	59.30	74.00	-14.70	peak
3	5284.300	115.97	0.18	116.15	68.20	47.95	peak
4	5350.000	59.01	0.30	59.31	74.00	-14.69	peak
5	5426.200	64.14	0.43	64.57	74.00	-9.43	peak

Note:1.Result (dBuV/m) = Correct Factor (dB/m) + Reading(dBuV).

2.Correction factor (dB/m) = Antenna Factor (dB/m) + Cable loss (dB) – Pre-Amplifier gain (dB).

3.When the peak results are less than average limit, so not need to evaluate the average.

Standard:	FCC Part 15.407	Test Distance:	3 m
Test item:	Band edge		
Frequency:	5320 MHz		
Mode:	Mode 2		
Ant.Polar.:	Horizontal		

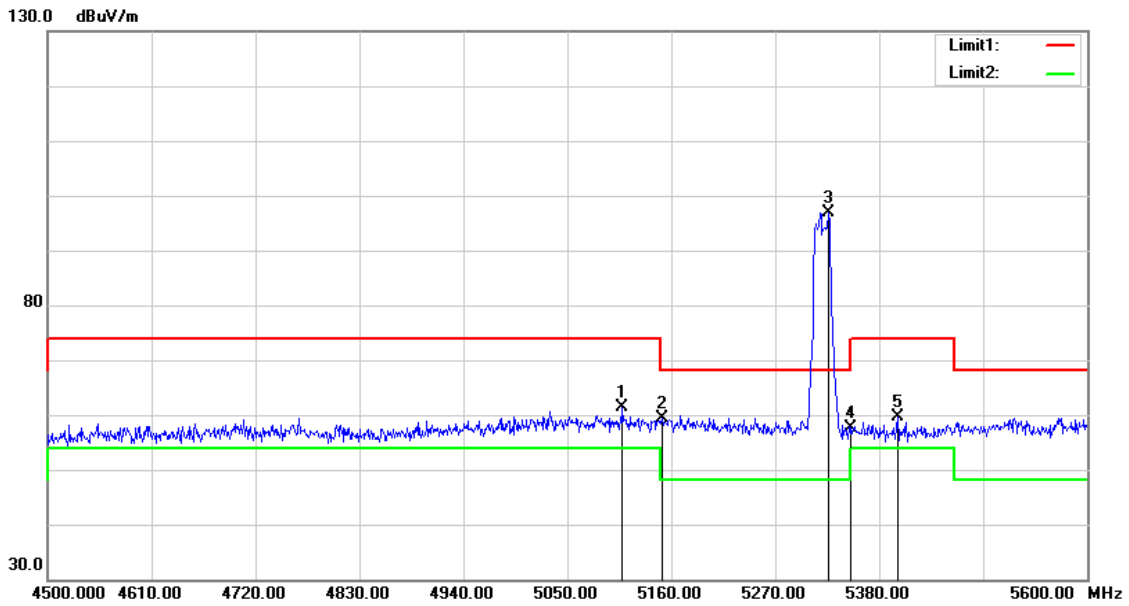

No.	Frequency (MHz)	Reading (dBuV)	Correct Factor (dB/m)	Result (dBuV/m)	Limit (dBuV/m)	Margin (dB)	Remark
1	5108.300	61.63	-0.15	61.48	74.00	-12.52	peak
2	5150.000	59.54	-0.08	59.46	74.00	-14.54	peak
3	5326.100	96.75	0.25	97.00	68.20	28.80	peak
4	5350.000	57.44	0.30	57.74	74.00	-16.26	peak
5	5399.800	59.34	0.39	59.73	74.00	-14.27	peak

Note:1.Result (dBuV/m) = Correct Factor (dB/m) + Reading(dBuV).

2.Correction factor (dB/m) = Antenna Factor (dB/m) + Cable loss (dB) – Pre-Amplifier gain (dB).

3.When the peak results are less than average limit, so not need to evaluate the average.

Standard:	FCC Part 15.407	Test Distance:	3 m
Test item:	Band edge		
Frequency:	5320 MHz		
Mode:	Mode 2		
Ant.Polar.:	Vertical		

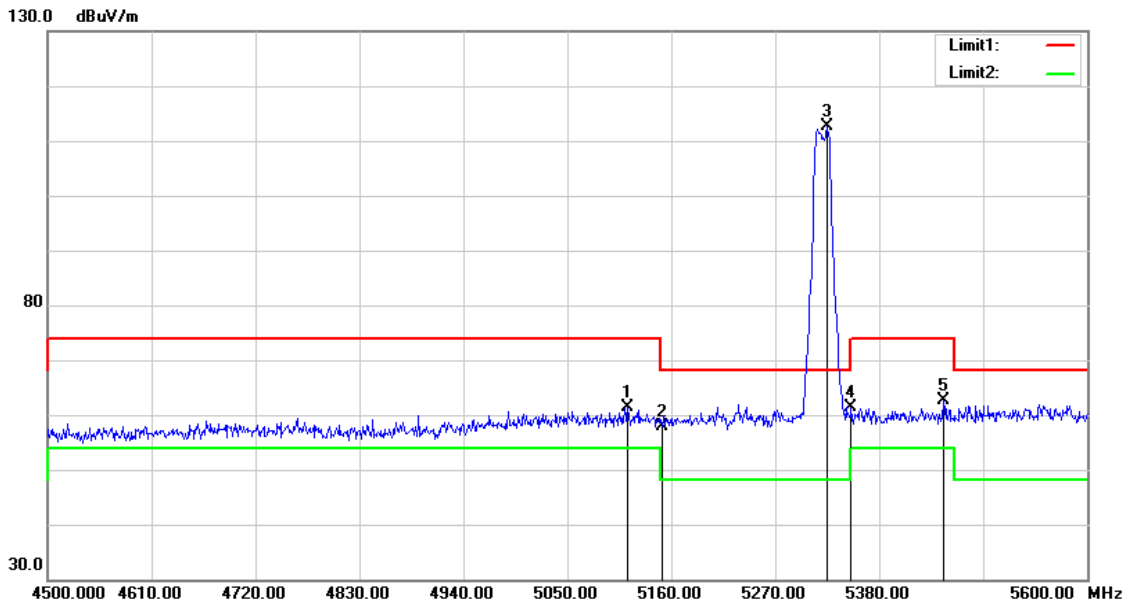

No.	Frequency (MHz)	Reading (dBuV)	Correct Factor (dB/m)	Result (dBuV/m)	Limit (dBuV/m)	Margin (dB)	Remark
1	5113.800	61.58	-0.15	61.43	74.00	-12.57	peak
2	5150.000	58.05	-0.08	57.97	74.00	-16.03	peak
3	5325.000	112.33	0.25	112.58	68.20	44.38	peak
4	5350.000	60.97	0.30	61.27	74.00	-12.73	peak
5	5448.200	62.12	0.48	62.60	74.00	-11.40	peak

Note:1.Result (dBuV/m) = Correct Factor (dB/m) + Reading(dBuV).

2.Correction factor (dB/m) = Antenna Factor (dB/m) + Cable loss (dB) – Pre-Amplifier gain (dB).

3.When the peak results are less than average limit, so not need to evaluate the average.

Standard:	FCC Part 15.407	Test Distance:	3 m
Test item:	Band edge		
Frequency:	5500 MHz		
Mode:	Mode 2		
Ant.Polar.:	Horizontal		

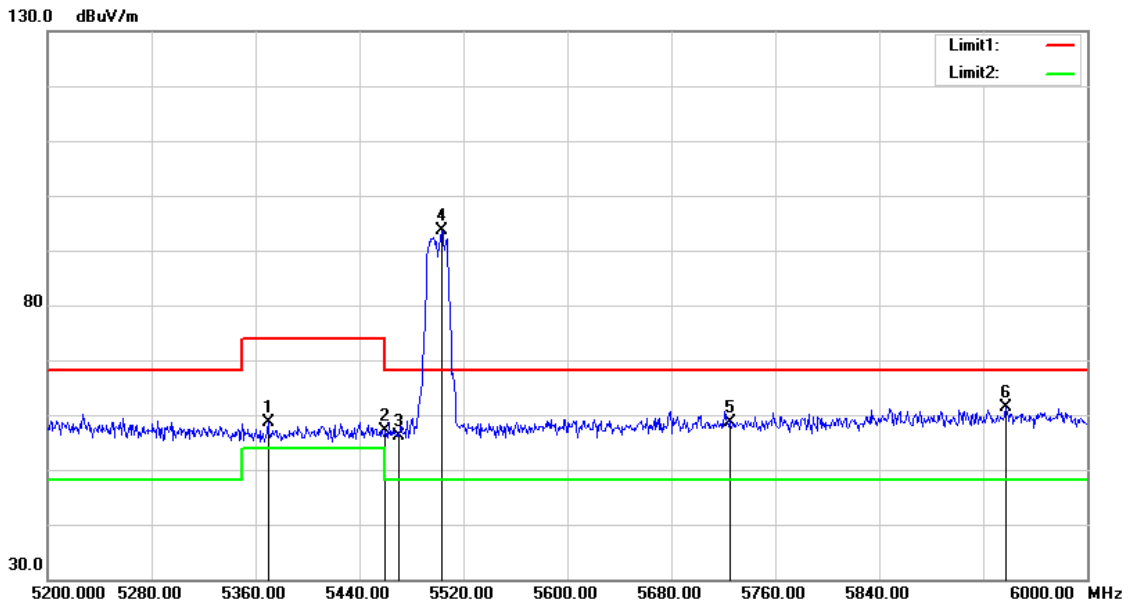

No.	Frequency (MHz)	Reading (dBuV)	Correct Factor (dB/m)	Result (dBuV/m)	Limit (dBuV/m)	Margin (dB)	Remark
1	5369.600	58.26	0.34	58.60	74.00	-15.40	peak
2	5460.000	56.66	0.51	57.17	74.00	-16.83	peak
3	5470.000	55.58	0.52	56.10	68.20	-12.10	peak
4	5503.200	92.99	0.58	93.57	68.20	25.37	peak
5	5725.000	57.37	1.18	58.55	68.20	-9.65	peak
6	5937.600	59.65	1.75	61.40	68.20	-6.80	peak

Note:1.Result (dBuV/m) = Correct Factor (dB/m) + Reading(dBuV).

2.Correction factor (dB/m) = Antenna Factor (dB/m) + Cable loss (dB) – Pre-Amplifier gain (dB).

3.When the peak results are less than average limit, so not need to evaluate the average.

Standard:	FCC Part 15.407	Test Distance:	3 m
Test item:	Band edge		
Frequency:	5500 MHz		
Mode:	Mode 2		
Ant.Polar.:	Vertical		

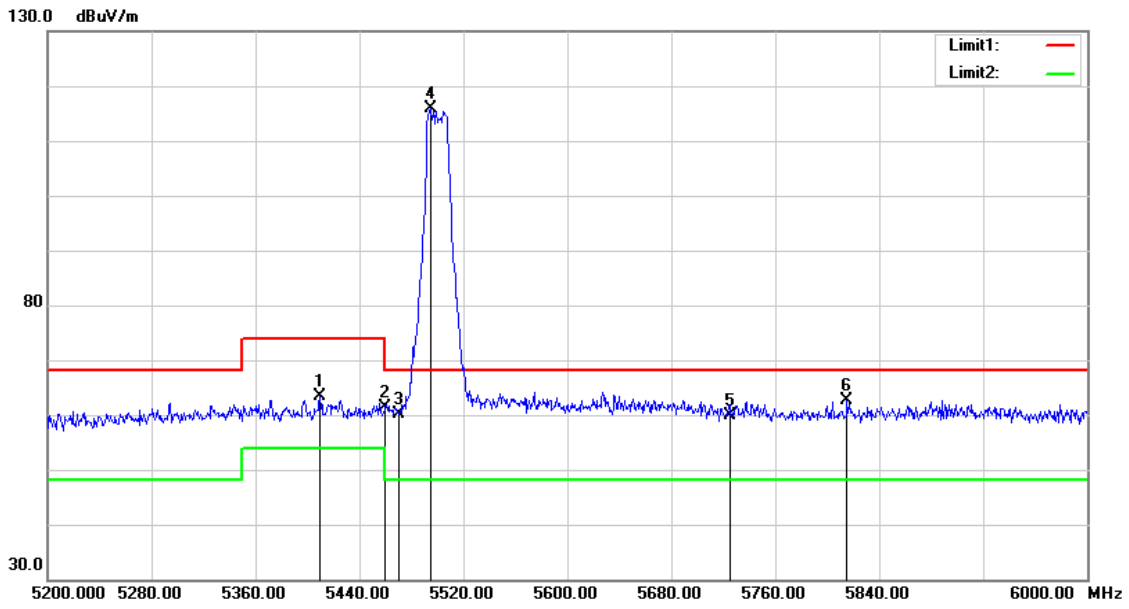

No.	Frequency (MHz)	Reading (dBuV)	Correct Factor (dB/m)	Result (dBuV/m)	Limit (dBuV/m)	Margin (dB)	Remark
1	5409.600	63.01	0.41	63.42	74.00	-10.58	peak
2	5460.000	60.91	0.51	61.42	74.00	-12.58	peak
3	5470.000	59.61	0.52	60.13	68.20	-8.07	peak
4	5494.400	115.23	0.57	115.80	68.20	47.60	peak
5	5725.000	58.72	1.18	59.90	68.20	-8.30	peak
6	5815.200	61.25	1.43	62.68	68.20	-5.52	peak

Note:1.Result (dBuV/m) = Correct Factor (dB/m) + Reading(dBuV).

2.Correction factor (dB/m) = Antenna Factor (dB/m) + Cable loss (dB) – Pre-Amplifier gain (dB).

3.When the peak results are less than average limit, so not need to evaluate the average.

Standard:	FCC Part 15.407	Test Distance:	3 m
Test item:	Band edge		
Frequency:	5560 MHz		
Mode:	Mode 2		
Ant.Polar.:	Horizontal		

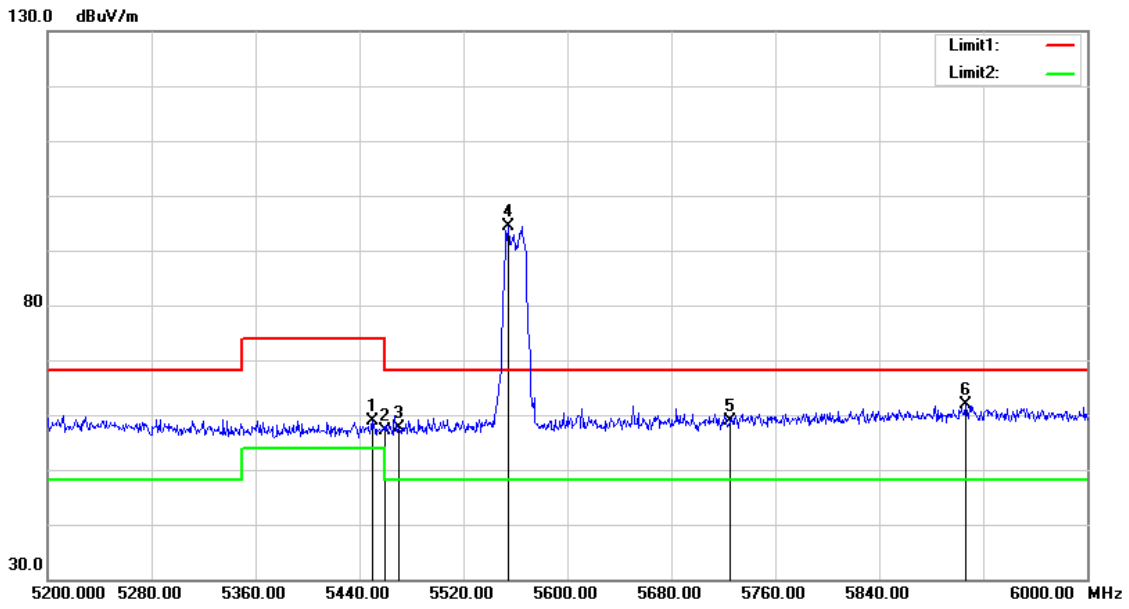

No.	Frequency (MHz)	Reading (dBuV)	Correct Factor (dB/m)	Result (dBuV/m)	Limit (dBuV/m)	Margin (dB)	Remark
1	5449.600	58.43	0.48	58.91	74.00	-15.09	peak
2	5460.000	56.67	0.51	57.18	74.00	-16.82	peak
3	5470.000	57.20	0.52	57.72	68.20	-10.48	peak
4	5554.400	93.73	0.72	94.45	68.20	26.25	peak
5	5725.000	57.59	1.18	58.77	68.20	-9.43	peak
6	5906.400	60.13	1.67	61.80	68.20	-6.40	peak

Note:1.Result (dBuV/m) = Correct Factor (dB/m) + Reading(dBuV).

2.Correction factor (dB/m) = Antenna Factor (dB/m) + Cable loss (dB) – Pre-Amplifier gain (dB).

3.When the peak results are less than average limit, so not need to evaluate the average.

Standard:	FCC Part 15.407	Test Distance:	3 m
Test item:	Band edge		
Frequency:	5560 MHz		
Mode:	Mode 2		
Ant.Polar.:	Vertical		

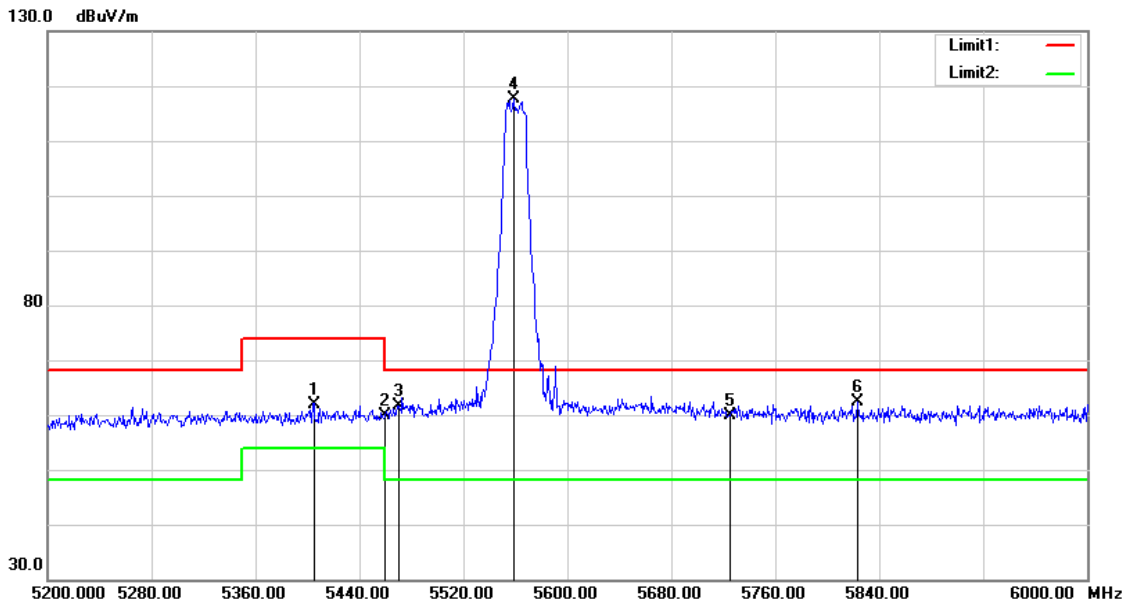

No.	Frequency (MHz)	Reading (dBuV)	Correct Factor (dB/m)	Result (dBuV/m)	Limit (dBuV/m)	Margin (dB)	Remark
1	5404.800	61.60	0.40	62.00	74.00	-12.00	peak
2	5460.000	59.38	0.51	59.89	74.00	-14.11	peak
3	5470.000	60.99	0.52	61.51	68.20	-6.69	peak
4	5558.400	116.78	0.73	117.51	68.20	49.31	peak
5	5725.000	58.71	1.18	59.89	68.20	-8.31	peak
6	5823.200	60.88	1.45	62.33	68.20	-5.87	peak

Note:1.Result (dBuV/m) = Correct Factor (dB/m) + Reading(dBuV).

2.Correction factor (dB/m) = Antenna Factor (dB/m) + Cable loss (dB) – Pre-Amplifier gain (dB).

3.When the peak results are less than average limit, so not need to evaluate the average.

Standard:	FCC Part 15.407	Test Distance:	3 m
Test item:	Band edge		
Frequency:	5700 MHz		
Mode:	Mode 2		
Ant.Polar.:	Horizontal		

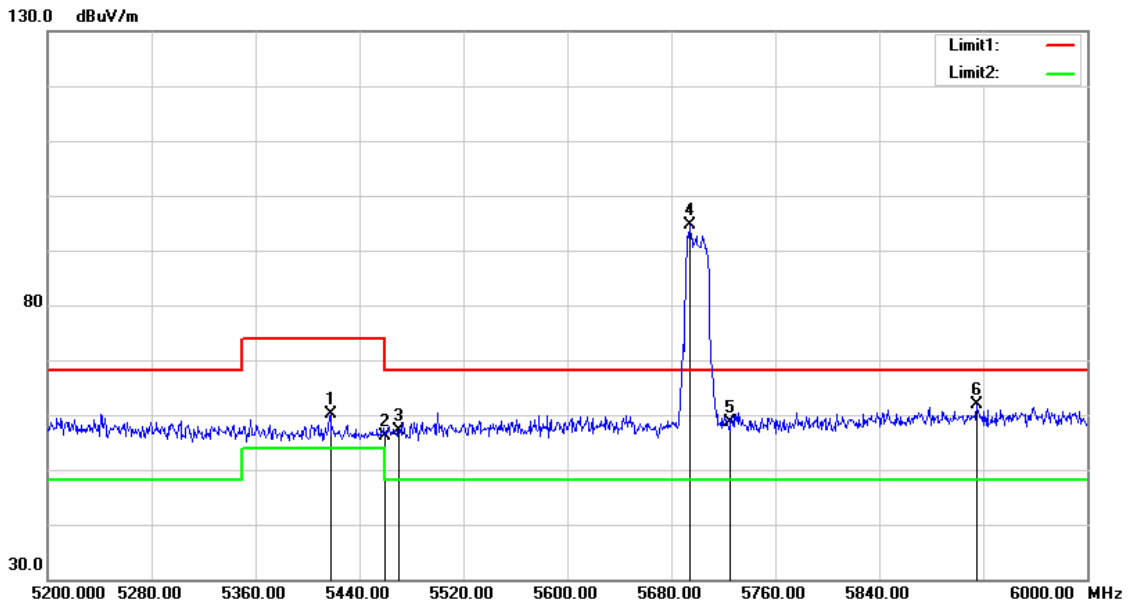

No.	Frequency (MHz)	Reading (dBuV)	Correct Factor (dB/m)	Result (dBuV/m)	Limit (dBuV/m)	Margin (dB)	Remark
1	5417.600	59.65	0.41	60.06	74.00	-13.94	peak
2	5460.000	55.70	0.51	56.21	74.00	-17.79	peak
3	5470.000	56.68	0.52	57.20	68.20	-11.00	peak
4	5694.400	93.46	1.10	94.56	68.20	26.36	peak
5	5725.000	57.39	1.18	58.57	68.20	-9.63	peak
6	5915.200	60.23	1.70	61.93	68.20	-6.27	peak

Note:1.Result (dBuV/m) = Correct Factor (dB/m) + Reading(dBuV).

2.Correction factor (dB/m) = Antenna Factor (dB/m) + Cable loss (dB) – Pre-Amplifier gain (dB).

3.When the peak results are less than average limit, so not need to evaluate the average.

Standard:	FCC Part 15.407	Test Distance:	3 m
Test item:	Band edge		
Frequency:	5700 MHz		
Mode:	Mode 2		
Ant.Polar.:	Vertical		

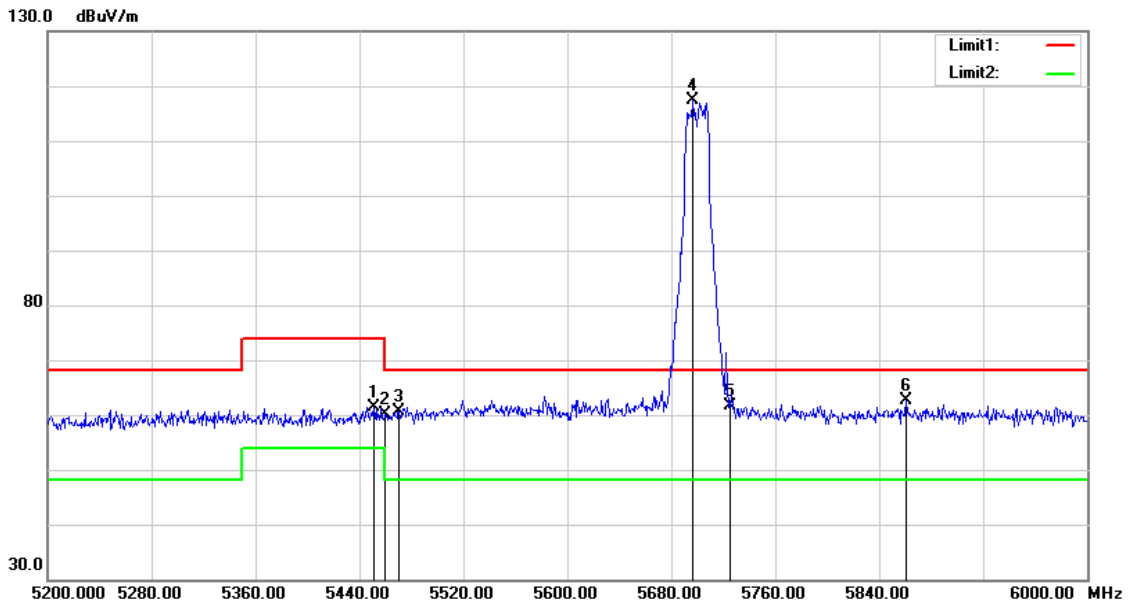

No.	Frequency (MHz)	Reading (dBuV)	Correct Factor (dB/m)	Result (dBuV/m)	Limit (dBuV/m)	Margin (dB)	Remark
1	5451.200	60.82	0.48	61.30	74.00	-12.70	peak
2	5460.000	59.55	0.51	60.06	74.00	-13.94	peak
3	5470.000	60.12	0.52	60.64	68.20	-7.56	peak
4	5696.800	116.38	1.11	117.49	68.20	49.29	peak
5	5725.000	60.36	1.18	61.54	68.20	-6.66	peak
6	5860.800	61.17	1.54	62.71	68.20	-5.49	peak

Note:1.Result (dBuV/m) = Correct Factor (dB/m) + Reading(dBuV).

2.Correction factor (dB/m) = Antenna Factor (dB/m) + Cable loss (dB) – Pre-Amplifier gain (dB).

3.When the peak results are less than average limit, so not need to evaluate the average.

Standard:	FCC Part 15.407	Test Distance:	3 m
Test item:	Band edge		
Frequency:	5745 MHz		
Mode:	Mode 2		
Ant.Polar.:	Horizontal		

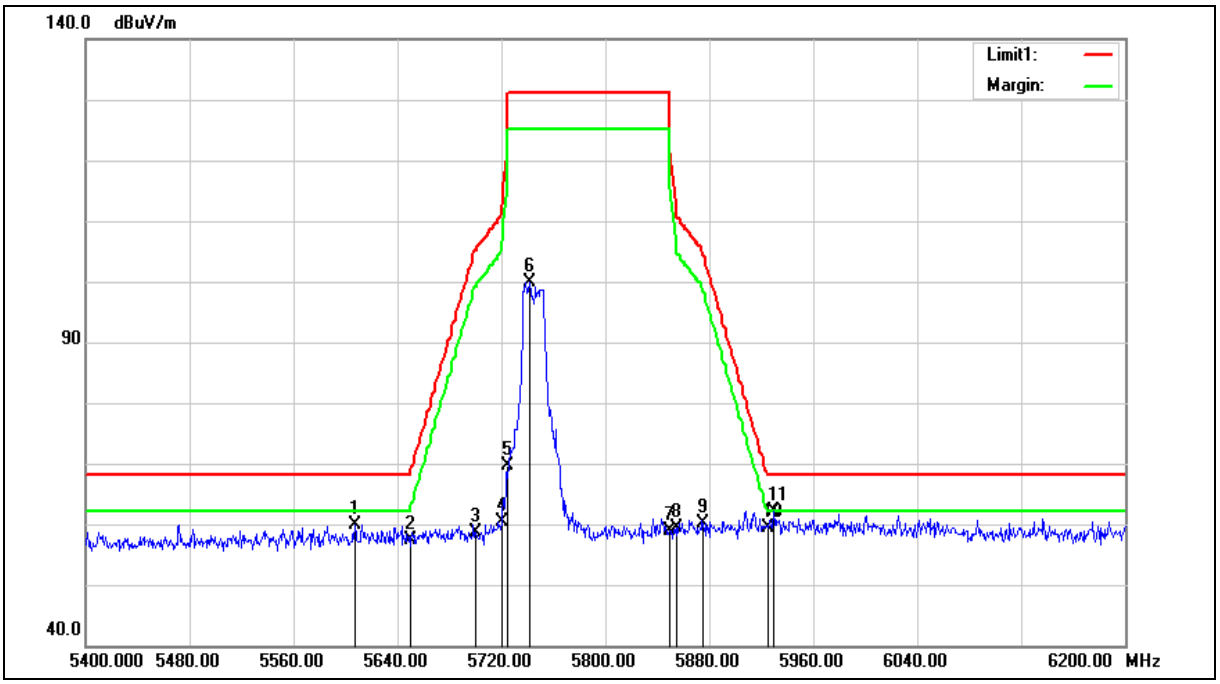

Standard:	FCC Part 15.407	Test Distance:	3 m
Test item:	Band edge		
Frequency:	5745 MHz		
Mode:	Mode 2		
Ant.Polar.:	Horizontal		

No.	Frequency (MHz)	Reading (dBuV)	Correct Factor (dB/m)	Result (dBuV/m)	Limit (dBuV/m)	Margin (dB)	Remark
1	5607.200	59.11	0.86	59.97	68.20	-8.23	peak
2	5650.000	56.41	0.97	57.38	68.20	-10.82	peak
3	5700.000	57.43	1.11	58.54	105.20	-46.66	peak
4	5720.000	59.12	1.17	60.29	110.80	-50.51	peak
5	5725.000	68.35	1.18	69.53	122.20	-52.67	peak
6	5741.600	98.70	1.22	99.92	131.20	-31.28	peak
7	5850.000	57.31	1.52	58.83	122.20	-63.37	peak
8	5855.000	57.94	1.53	59.47	110.80	-51.33	peak
9	5875.000	58.48	1.59	60.07	105.20	-45.13	peak
10	5925.000	57.65	1.72	59.37	68.20	-8.83	peak
11	5929.600	60.47	1.74	62.21	68.20	-5.99	peak

Note:1.Result (dBuV/m) = Correct Factor (dB/m) + Reading(dBuV).

2.Correction factor (dB/m) = Antenna Factor (dB/m) + Cable loss (dB) – Pre-Amplifier gain (dB).

3.When the peak results are less than average limit, so not need to evaluate the average.

Standard:	FCC Part 15.407	Test Distance:	3 m
Test item:	Band edge		
Frequency:	5745 MHz		
Mode:	Mode 2		
Ant.Polar.:	Vertical		

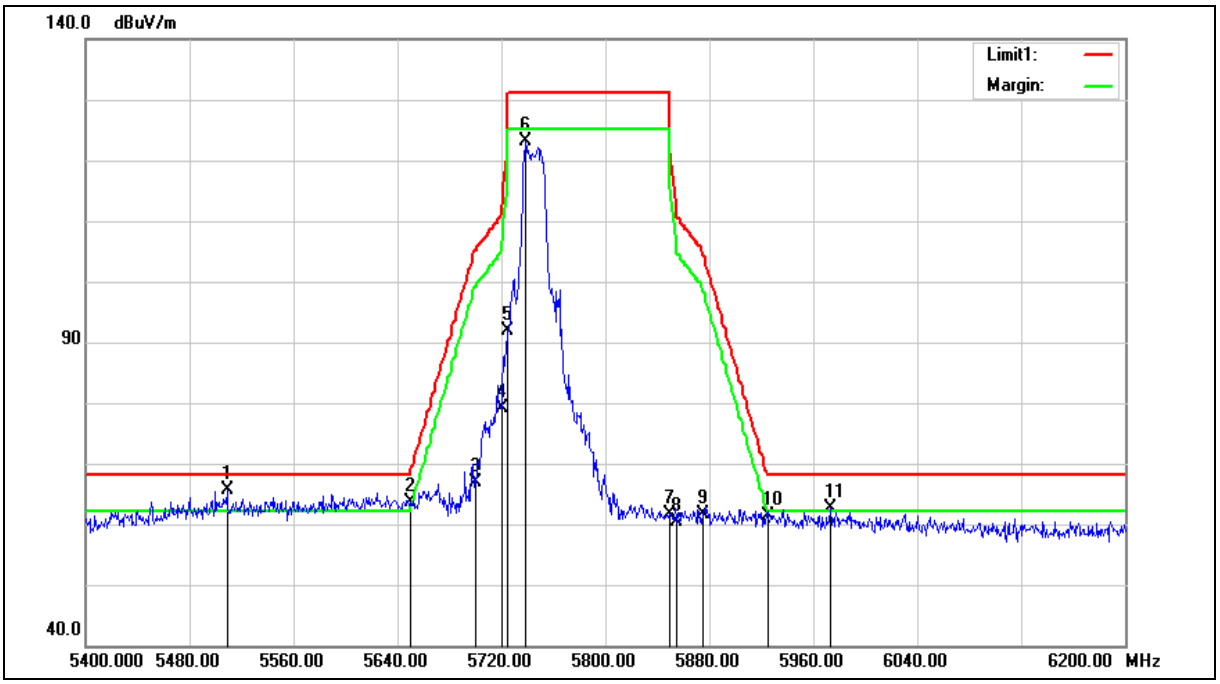

Standard:	FCC Part 15.407	Test Distance:	3 m
Test item:	Band edge		
Frequency:	5745 MHz		
Mode:	Mode 2		
Ant.Polar.:	Vertical		

No.	Frequency (MHz)	Reading (dBuV)	Correct Factor (dB/m)	Result (dBuV/m)	Limit (dBuV/m)	Margin (dB)	Remark
1	5508.800	65.08	0.60	65.68	68.20	-2.52	peak
2	5650.000	62.65	0.97	63.62	68.20	-4.58	peak
3	5700.000	65.76	1.11	66.87	105.20	-38.33	peak
4	5720.000	78.06	1.17	79.23	110.80	-31.57	peak
5	5725.000	90.77	1.18	91.95	122.20	-30.25	peak
6	5738.400	121.95	1.22	123.17	131.20	-8.03	peak
7	5850.000	60.00	1.52	61.52	122.20	-60.68	peak
8	5855.000	58.97	1.53	60.50	110.80	-50.30	peak
9	5875.000	60.15	1.59	61.74	105.20	-43.46	peak
10	5925.000	59.64	1.72	61.36	68.20	-6.84	peak
11	5973.600	60.80	1.85	62.65	68.20	-5.55	peak

Note:1.Result (dBuV/m) = Correct Factor (dB/m) + Reading(dBuV).

2.Correction factor (dB/m) = Antenna Factor (dB/m) + Cable loss (dB) – Pre-Amplifier gain (dB).

3.When the peak results are less than average limit, so not need to evaluate the average.

Standard:	FCC Part 15.407	Test Distance:	3 m
Test item:	Band edge		
Frequency:	5785 MHz		
Mode:	Mode 2		
Ant.Polar.:	Horizontal		

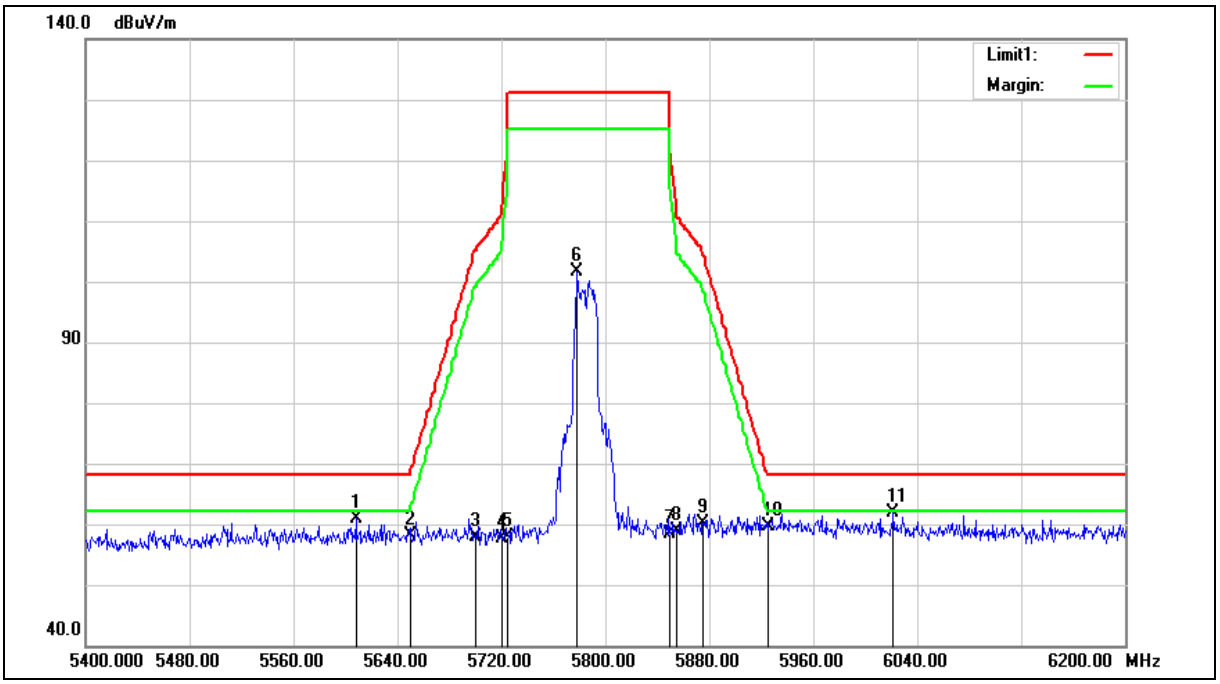

Standard:	FCC Part 15.407	Test Distance:	3 m
Test item:	Band edge		
Frequency:	5785 MHz		
Mode:	Mode 2		
Ant.Polar.:	Horizontal		

No.	Frequency (MHz)	Reading (dBuV)	Correct Factor (dB/m)	Result (dBuV/m)	Limit (dBuV/m)	Margin (dB)	Remark
1	5608.000	60.01	0.86	60.87	68.20	-7.33	peak
2	5650.000	57.08	0.97	58.05	68.20	-10.15	peak
3	5700.000	56.72	1.11	57.83	105.20	-47.37	peak
4	5720.000	56.39	1.17	57.56	110.80	-53.24	peak
5	5725.000	56.59	1.18	57.77	122.20	-64.43	peak
6	5778.400	100.31	1.32	101.63	131.20	-29.57	peak
7	5850.000	56.82	1.52	58.34	122.20	-63.86	peak
8	5855.000	57.25	1.53	58.78	110.80	-52.02	peak
9	5875.000	58.59	1.59	60.18	105.20	-45.02	peak
10	5925.000	57.99	1.72	59.71	68.20	-8.49	peak
11	6021.600	59.86	1.99	61.85	68.20	-6.35	peak

Note:1.Result (dBuV/m) = Correct Factor (dB/m) + Reading(dBuV).

2.Correction factor (dB/m) = Antenna Factor (dB/m) + Cable loss (dB) – Pre-Amplifier gain (dB).

3.When the peak results are less than average limit, so not need to evaluate the average.

Standard:	FCC Part 15.407	Test Distance:	3 m
Test item:	Band edge		
Frequency:	5785 MHz		
Mode:	Mode 2		
Ant.Polar.:	Vertical		

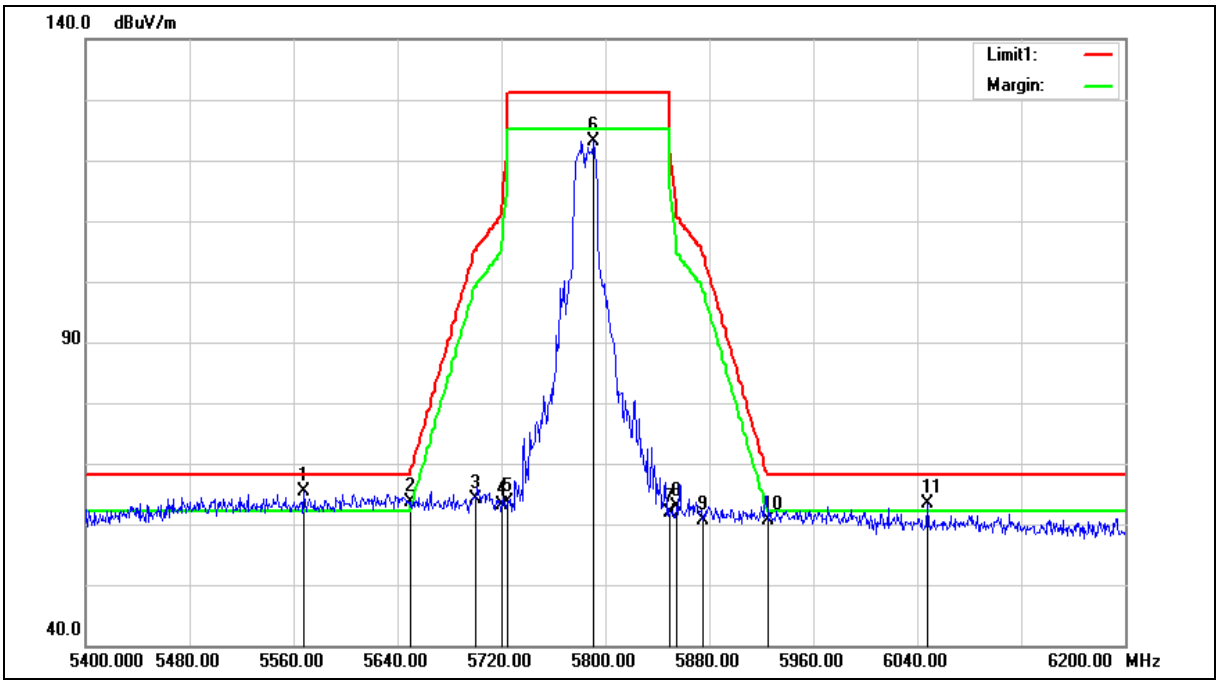

Standard:	FCC Part 15.407	Test Distance:	3 m
Test item:	Band edge		
Frequency:	5785 MHz		
Mode:	Mode 2		
Ant.Polar.:	Vertical		

No.	Frequency (MHz)	Reading (dBuV)	Correct Factor (dB/m)	Result (dBuV/m)	Limit (dBuV/m)	Margin (dB)	Remark
1	5568.000	64.62	0.75	65.37	68.20	-2.83	peak
2	5650.000	62.60	0.97	63.57	68.20	-4.63	peak
3	5700.000	62.90	1.11	64.01	105.20	-41.19	peak
4	5720.000	62.05	1.17	63.22	110.80	-47.58	peak
5	5725.000	62.57	1.18	63.75	122.20	-58.45	peak
6	5791.200	121.67	1.36	123.03	131.20	-8.17	peak
7	5850.000	60.35	1.52	61.87	122.20	-60.33	peak
8	5855.000	61.30	1.53	62.83	110.80	-47.97	peak
9	5875.000	59.09	1.59	60.68	105.20	-44.52	peak
10	5925.000	58.80	1.72	60.52	68.20	-7.68	peak
11	6048.000	61.31	2.10	63.41	68.20	-4.79	peak

Note:1.Result (dBuV/m) = Correct Factor (dB/m) + Reading(dBuV).

2.Correction factor (dB/m) = Antenna Factor (dB/m) + Cable loss (dB) – Pre-Amplifier gain (dB).

3.When the peak results are less than average limit, so not need to evaluate the average.

Standard:	FCC Part 15.407	Test Distance:	3 m
Test item:	Band edge		
Frequency:	5825 MHz		
Mode:	Mode 2		
Ant.Polar.:	Horizontal		

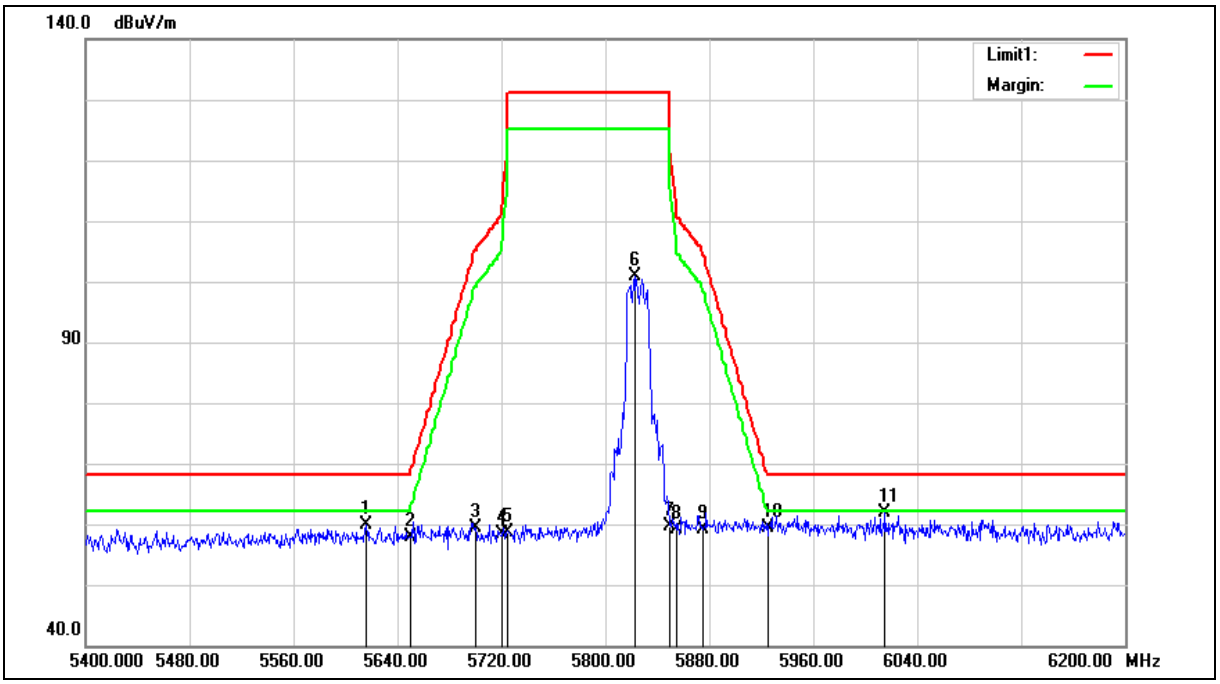

Standard:	FCC Part 15.407	Test Distance:	3 m
Test item:	Band edge		
Frequency:	5825 MHz		
Mode:	Mode 2		
Ant.Polar.:	Horizontal		

No.	Frequency (MHz)	Reading (dBuV)	Correct Factor (dB/m)	Result (dBuV/m)	Limit (dBuV/m)	Margin (dB)	Remark
1	5616.000	59.03	0.89	59.92	68.20	-8.28	peak
2	5650.000	56.91	0.97	57.88	68.20	-10.32	peak
3	5700.000	58.33	1.11	59.44	105.20	-45.76	peak
4	5720.000	57.32	1.17	58.49	110.80	-52.31	peak
5	5725.000	57.56	1.18	58.74	122.20	-63.46	peak
6	5823.200	99.36	1.45	100.81	131.20	-30.39	peak
7	5850.000	58.02	1.52	59.54	122.20	-62.66	peak
8	5855.000	57.69	1.53	59.22	110.80	-51.58	peak
9	5875.000	57.59	1.59	59.18	105.20	-46.02	peak
10	5925.000	57.58	1.72	59.30	68.20	-8.90	peak
11	6015.200	59.93	1.98	61.91	68.20	-6.29	peak

Note:1.Result (dBuV/m) = Correct Factor (dB/m) + Reading(dBuV).

2.Correction factor (dB/m) = Antenna Factor (dB/m) + Cable loss (dB) – Pre-Amplifier gain (dB).

3.When the peak results are less than average limit, so not need to evaluate the average.

Standard:	FCC Part 15.407	Test Distance:	3 m
Test item:	Band edge		
Frequency:	5825 MHz		
Mode:	Mode 2		
Ant.Polar.:	Vertical		

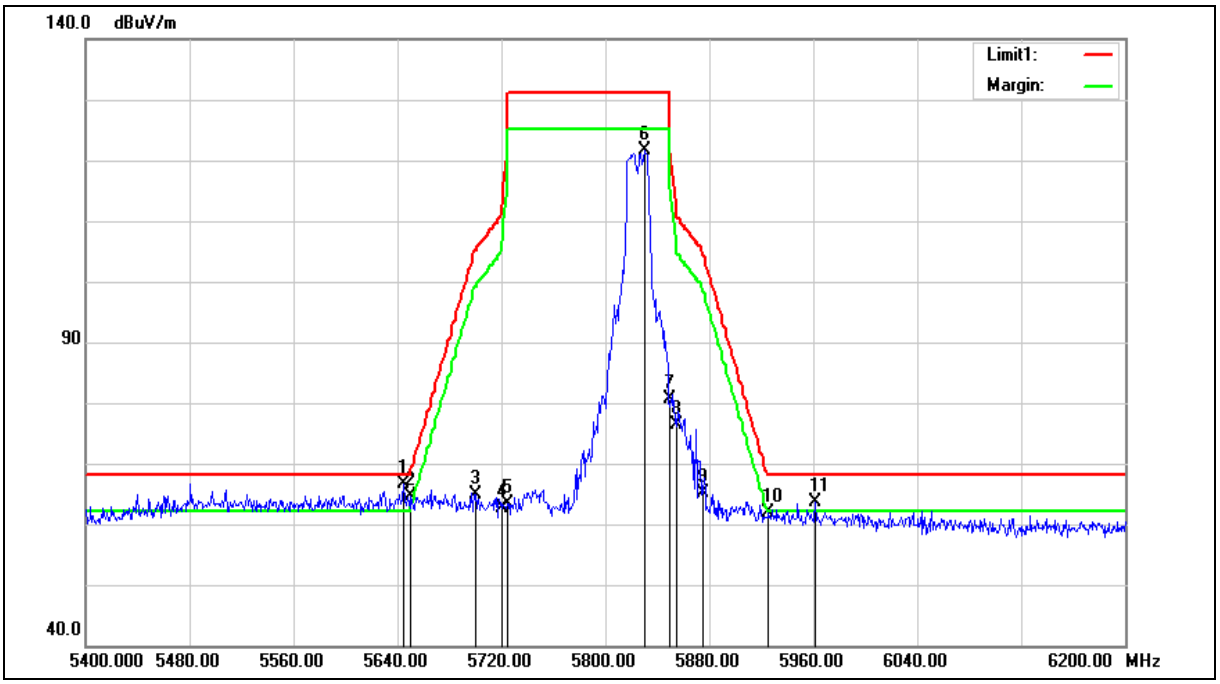

Standard:	FCC Part 15.407	Test Distance:	3 m
Test item:	Band edge		
Frequency:	5825 MHz		
Mode:	Mode 2		
Ant.Polar.:	Vertical		

No.	Frequency (MHz)	Reading (dBuV)	Correct Factor (dB/m)	Result (dBuV/m)	Limit (dBuV/m)	Margin (dB)	Remark
1	5644.800	65.72	0.96	66.68	68.20	-1.52	peak
2	5650.000	63.57	0.97	64.54	68.20	-3.66	peak
3	5700.000	63.71	1.11	64.82	105.20	-40.38	peak
4	5720.000	61.56	1.17	62.73	110.80	-48.07	peak
5	5725.000	62.12	1.18	63.30	122.20	-58.90	peak
6	5830.400	120.08	1.47	121.55	131.20	-9.65	peak
7	5850.000	79.12	1.52	80.64	122.20	-41.56	peak
8	5855.000	74.92	1.53	76.45	110.80	-34.35	peak
9	5875.000	63.55	1.59	65.14	105.20	-40.06	peak
10	5925.000	60.05	1.72	61.77	68.20	-6.43	peak
11	5961.600	61.74	1.81	63.55	68.20	-4.65	peak

Note:1.Result (dBuV/m) = Correct Factor (dB/m) + Reading(dBuV).

2.Correction factor (dB/m) = Antenna Factor (dB/m) + Cable loss (dB) – Pre-Amplifier gain (dB).

3.When the peak results are less than average limit, so not need to evaluate the average.

Standard:	FCC Part 15.407	Test Distance:	3 m
Test item:	Band edge		
Frequency:	5180 MHz		
Mode:	Mode 3		
Ant.Polar.:	Horizontal		

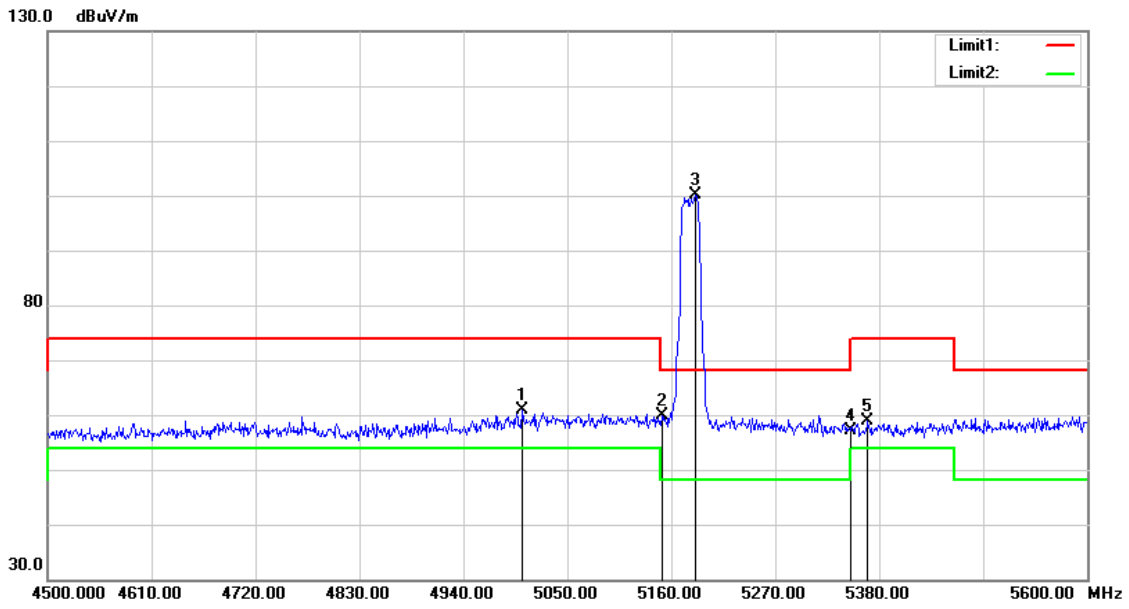

No.	Frequency (MHz)	Reading (dBuV)	Correct Factor (dB/m)	Result (dBuV/m)	Limit (dBuV/m)	Margin (dB)	Remark
1	5002.700	61.27	-0.36	60.91	74.00	-13.09	peak
2	5150.000	60.00	-0.08	59.92	74.00	-14.08	peak
3	5185.300	100.14	-0.01	100.13	68.20	31.93	peak
4	5350.000	56.77	0.30	57.07	74.00	-16.93	peak
5	5367.900	58.67	0.33	59.00	74.00	-15.00	peak

Note:1.Result (dBuV/m) = Correct Factor (dB/m) + Reading(dBuV).

2.Correction factor (dB/m) = Antenna Factor (dB/m) + Cable loss (dB) – Pre-Amplifier gain (dB).

3.When the peak results are less than average limit, so not need to evaluate the average.

Standard:	FCC Part 15.407	Test Distance:	3 m
Test item:	Band edge		
Frequency:	5180 MHz		
Mode:	Mode 3		
Ant.Polar.:	Vertical		

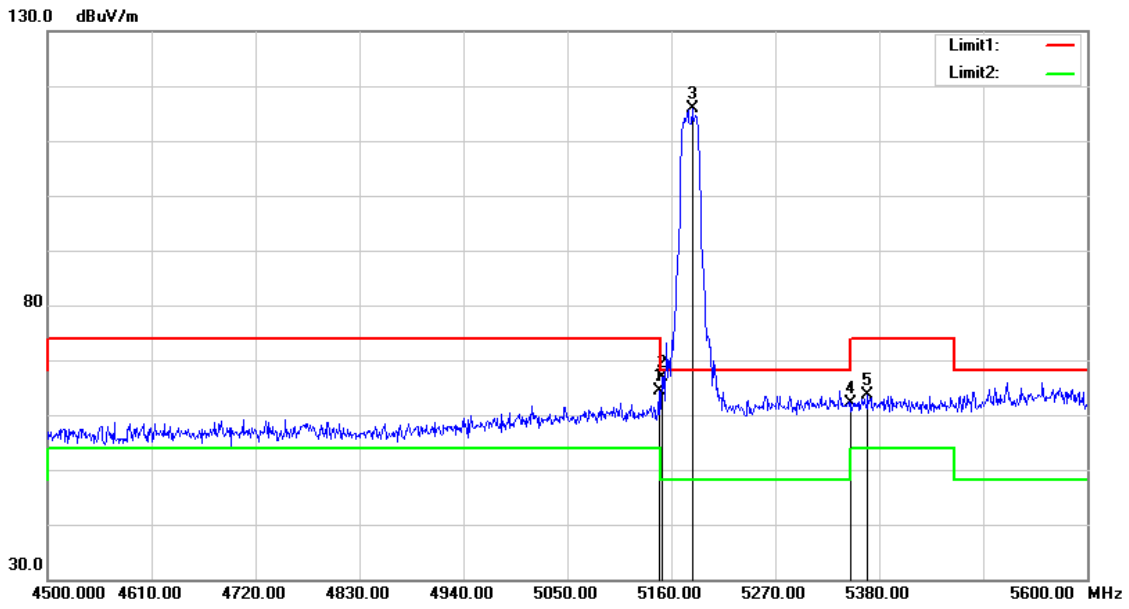

No.	Frequency (MHz)	Reading (dBuV)	Correct Factor (dB/m)	Result (dBuV/m)	Limit (dBuV/m)	Margin (dB)	Remark
1	5146.800	64.47	-0.08	64.39	74.00	-9.61	peak
2	5150.000	66.84	-0.08	66.76	74.00	-7.24	peak
3	5182.000	115.92	-0.02	115.90	68.20	47.70	peak
4	5350.000	61.73	0.30	62.03	74.00	-11.97	peak
5	5367.900	63.27	0.33	63.60	74.00	-10.40	peak

Note:1.Result (dBuV/m) = Correct Factor (dB/m) + Reading(dBuV).

2.Correction factor (dB/m) = Antenna Factor (dB/m) + Cable loss (dB) – Pre-Amplifier gain (dB).

3.When the peak results are less than average limit, so not need to evaluate the average.

Standard:	FCC Part 15.407	Test Distance:	3 m
Test item:	Band edge		
Frequency:	5200 MHz		
Mode:	Mode 3		
Ant.Polar.:	Horizontal		

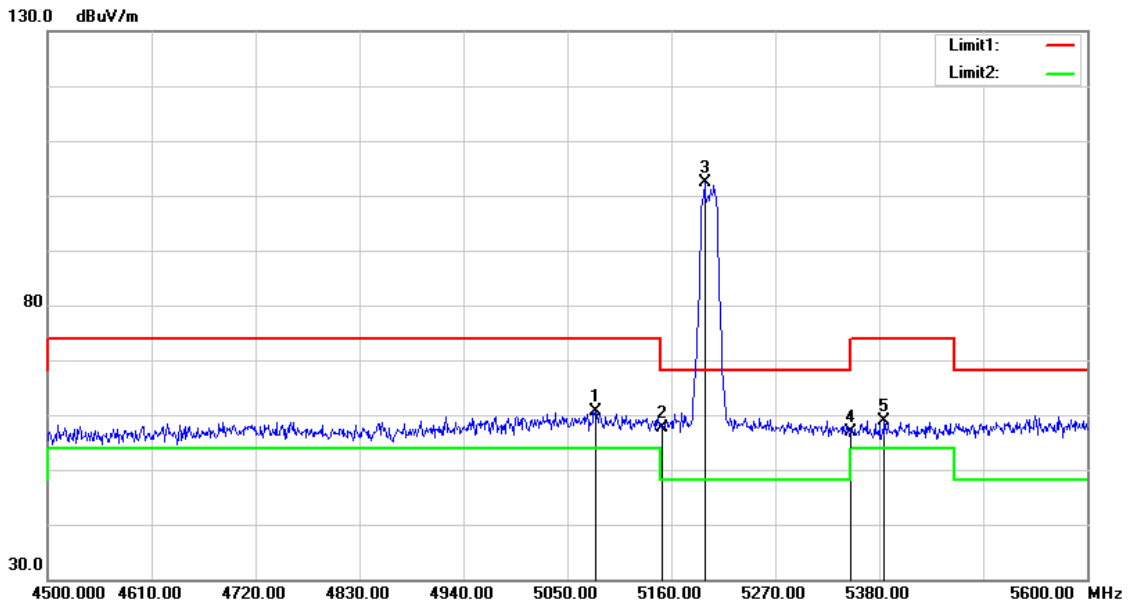

No.	Frequency (MHz)	Reading (dBuV)	Correct Factor (dB/m)	Result (dBuV/m)	Limit (dBuV/m)	Margin (dB)	Remark
1	5079.700	60.80	-0.21	60.59	74.00	-13.41	peak
2	5150.000	57.67	-0.08	57.59	74.00	-16.41	peak
3	5195.200	102.47	0.01	102.48	68.20	34.28	peak
4	5350.000	56.60	0.30	56.90	74.00	-17.10	peak
5	5385.500	58.60	0.36	58.96	74.00	-15.04	peak

Note:1.Result (dBuV/m) = Correct Factor (dB/m) + Reading(dBuV).

2.Correction factor (dB/m) = Antenna Factor (dB/m) + Cable loss (dB) – Pre-Amplifier gain (dB).

3.When the peak results are less than average limit, so not need to evaluate the average.

Standard:	FCC Part 15.407	Test Distance:	3 m
Test item:	Band edge		
Frequency:	5200 MHz		
Mode:	Mode 3		
Ant.Polar.:	Vertical		

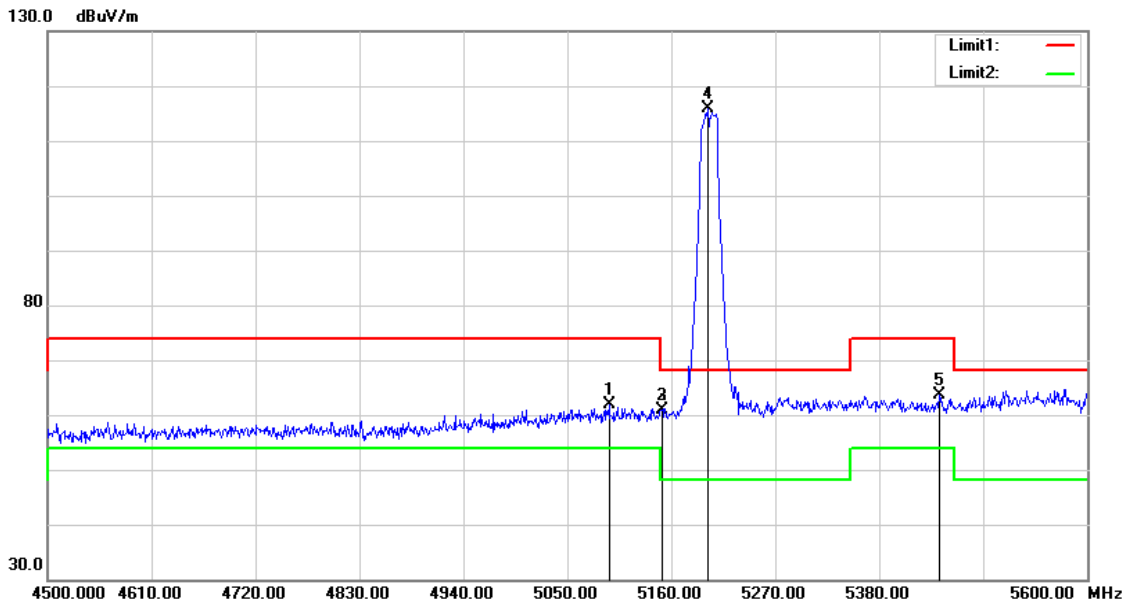

No.	Frequency (MHz)	Reading (dBuV)	Correct Factor (dB/m)	Result (dBuV/m)	Limit (dBuV/m)	Margin (dB)	Remark
1	5094.000	62.05	-0.18	61.87	74.00	-12.13	peak
2	5150.000	60.93	-0.08	60.85	74.00	-13.15	peak
3	5150.000	60.93	-0.08	60.85	74.00	-13.15	peak
4	5198.500	115.76	0.01	115.77	68.20	47.57	peak
5	5443.800	63.21	0.47	63.68	74.00	-10.32	peak

Note:1.Result (dBuV/m) = Correct Factor (dB/m) + Reading(dBuV).

2.Correction factor (dB/m) = Antenna Factor (dB/m) + Cable loss (dB) – Pre-Amplifier gain (dB).

3.When the peak results are less than average limit, so not need to evaluate the average.

Standard:	FCC Part 15.407	Test Distance:	3 m
Test item:	Band edge		
Frequency:	5240 MHz		
Mode:	Mode 3		
Ant.Polar.:	Horizontal		

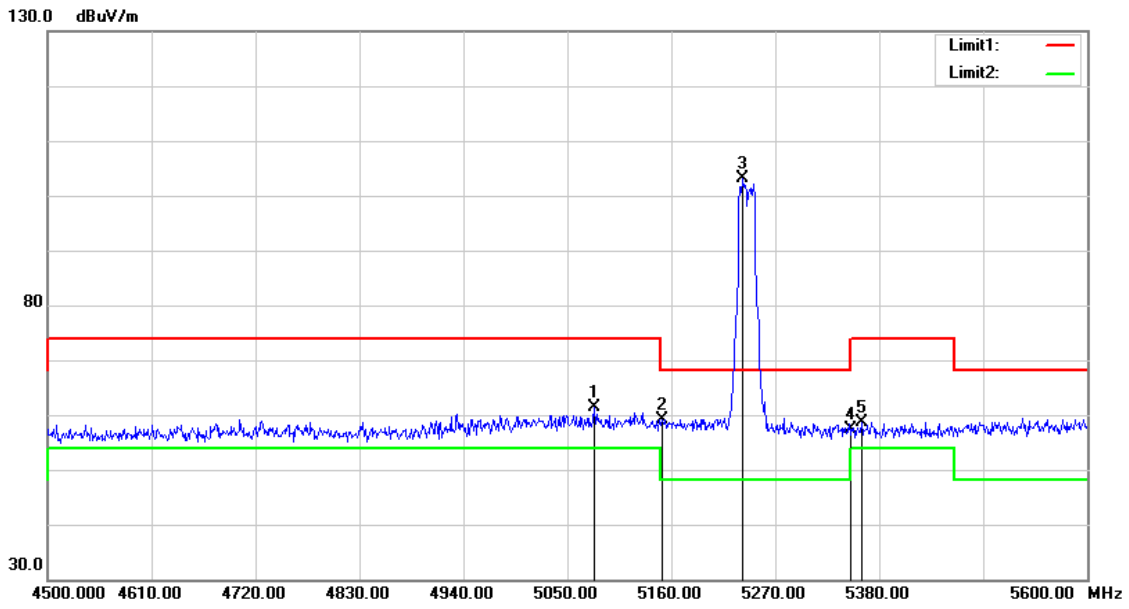

No.	Frequency (MHz)	Reading (dBuV)	Correct Factor (dB/m)	Result (dBuV/m)	Limit (dBuV/m)	Margin (dB)	Remark
1	5078.600	61.69	-0.21	61.48	74.00	-12.52	peak
2	5150.000	59.24	-0.08	59.16	74.00	-14.84	peak
3	5235.900	103.03	0.08	103.11	68.20	34.91	peak
4	5350.000	57.05	0.30	57.35	74.00	-16.65	peak
5	5361.300	58.30	0.31	58.61	74.00	-15.39	peak

Note:1.Result (dBuV/m) = Correct Factor (dB/m) + Reading(dBuV).

2.Correction factor (dB/m) = Antenna Factor (dB/m) + Cable loss (dB) – Pre-Amplifier gain (dB).

3.When the peak results are less than average limit, so not need to evaluate the average.

Standard:	FCC Part 15.407	Test Distance:	3 m
Test item:	Band edge		
Frequency:	5240 MHz		
Mode:	Mode 3		
Ant.Polar.:	Vertical		

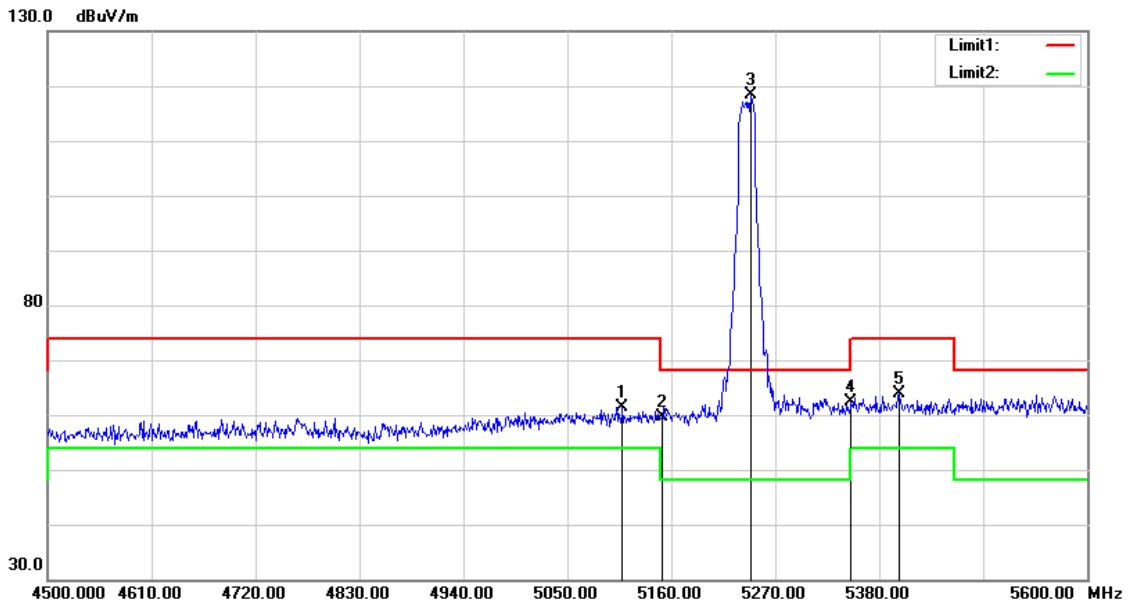

No.	Frequency (MHz)	Reading (dBuV)	Correct Factor (dB/m)	Result (dBuV/m)	Limit (dBuV/m)	Margin (dB)	Remark
1	5108.300	61.59	-0.15	61.44	74.00	-12.56	peak
2	5150.000	59.65	-0.08	59.57	74.00	-14.43	peak
3	5243.600	118.29	0.09	118.38	68.20	50.18	peak
4	5350.000	62.02	0.30	62.32	74.00	-11.68	peak
5	5400.900	63.39	0.39	63.78	74.00	-10.22	peak

Note:1.Result (dBuV/m) = Correct Factor (dB/m) + Reading(dBuV).

2.Correction factor (dB/m) = Antenna Factor (dB/m) + Cable loss (dB) – Pre-Amplifier gain (dB).

3.When the peak results are less than average limit, so not need to evaluate the average.

Standard:	FCC Part 15.407	Test Distance:	3 m
Test item:	Band edge		
Frequency:	5260 MHz		
Mode:	Mode 3		
Ant.Polar.:	Horizontal		

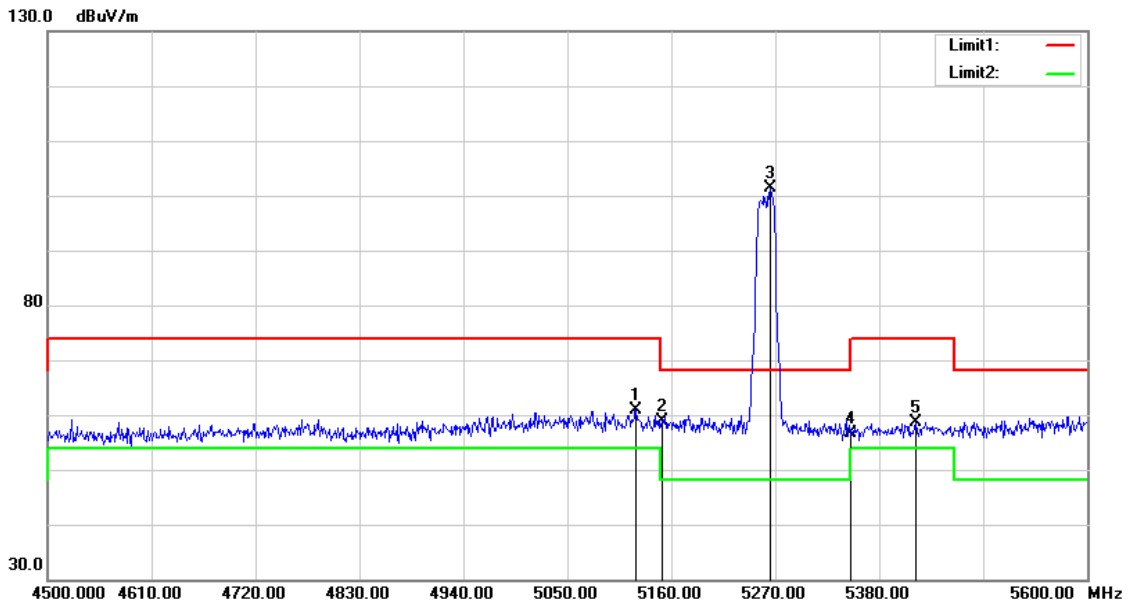

No.	Frequency (MHz)	Reading (dBuV)	Correct Factor (dB/m)	Result (dBuV/m)	Limit (dBuV/m)	Margin (dB)	Remark
1	5122.600	61.01	-0.13	60.88	74.00	-13.12	peak
2	5150.000	58.91	-0.08	58.83	74.00	-15.17	peak
3	5264.500	101.17	0.13	101.30	68.20	33.10	peak
4	5350.000	56.44	0.30	56.74	74.00	-17.26	peak
5	5418.500	58.16	0.42	58.58	74.00	-15.42	peak

Note:1.Result (dBuV/m) = Correct Factor (dB/m) + Reading(dBuV).

2.Correction factor (dB/m) = Antenna Factor (dB/m) + Cable loss (dB) – Pre-Amplifier gain (dB).

3.When the peak results are less than average limit, so not need to evaluate the average.

Standard:	FCC Part 15.407	Test Distance:	3 m
Test item:	Band edge		
Frequency:	5260 MHz		
Mode:	Mode 3		
Ant.Polar.:	Vertical		

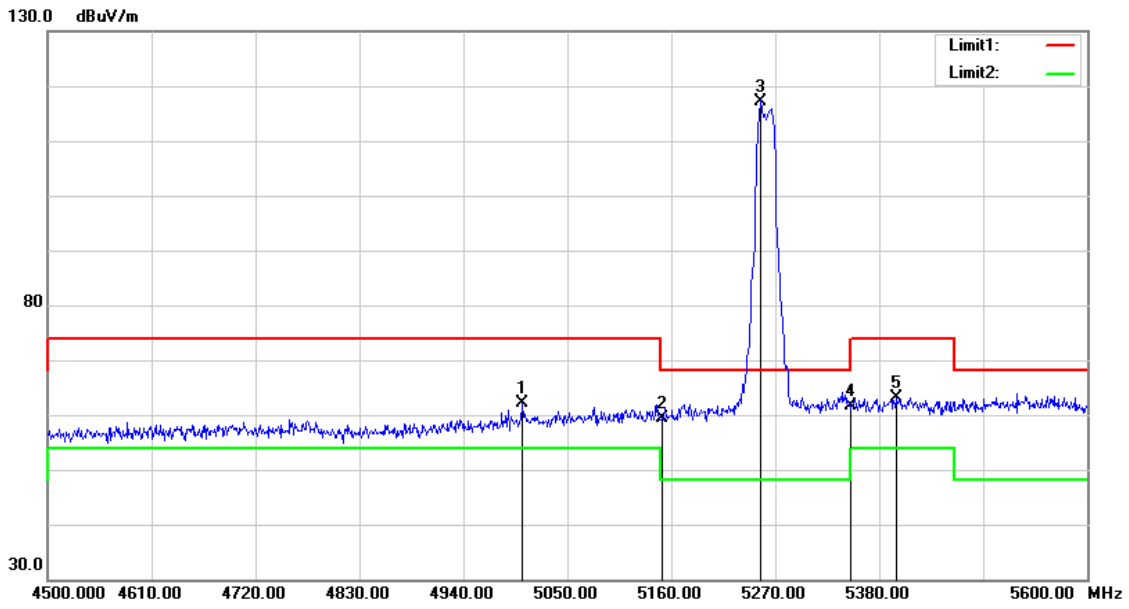

No.	Frequency (MHz)	Reading (dBuV)	Correct Factor (dB/m)	Result (dBuV/m)	Limit (dBuV/m)	Margin (dB)	Remark
1	5002.700	62.51	-0.36	62.15	74.00	-11.85	peak
2	5150.000	59.54	-0.08	59.46	74.00	-14.54	peak
3	5254.600	117.13	0.12	117.25	68.20	49.05	peak
4	5350.000	61.35	0.30	61.65	74.00	-12.35	peak
5	5397.600	62.85	0.39	63.24	74.00	-10.76	peak

Note:1.Result (dBuV/m) = Correct Factor (dB/m) + Reading(dBuV).

2.Correction factor (dB/m) = Antenna Factor (dB/m) + Cable loss (dB) – Pre-Amplifier gain (dB).

3.When the peak results are less than average limit, so not need to evaluate the average.

Standard:	FCC Part 15.407	Test Distance:	3 m
Test item:	Band edge		
Frequency:	5280 MHz		
Mode:	Mode 3		
Ant.Polar.:	Horizontal		

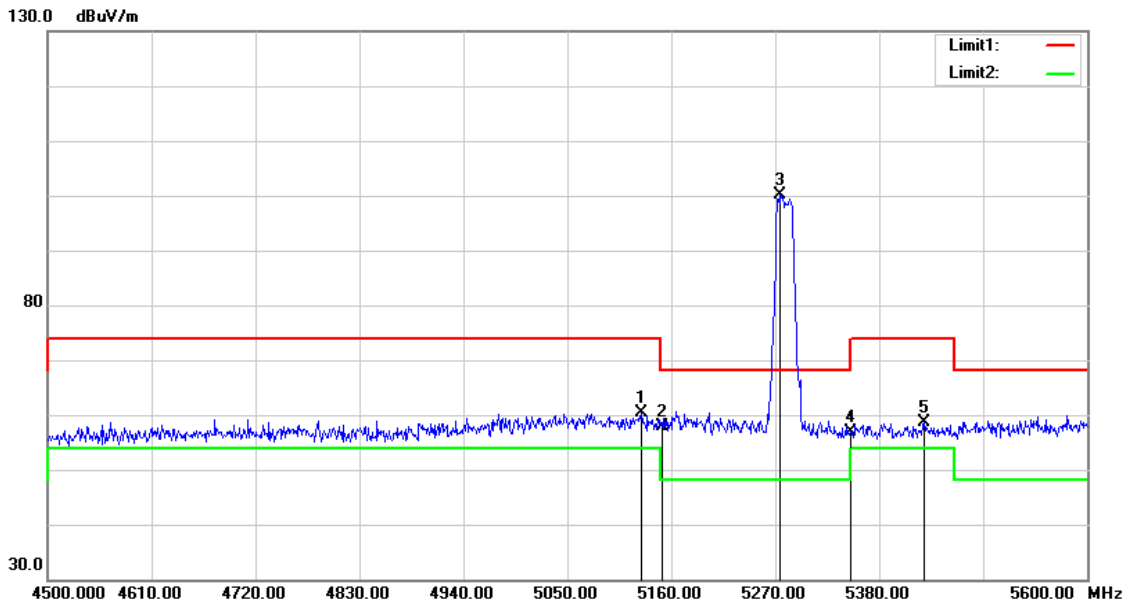

No.	Frequency (MHz)	Reading (dBuV)	Correct Factor (dB/m)	Result (dBuV/m)	Limit (dBuV/m)	Margin (dB)	Remark
1	5128.100	60.58	-0.13	60.45	74.00	-13.55	peak
2	5150.000	58.07	-0.08	57.99	74.00	-16.01	peak
3	5274.400	100.02	0.15	100.17	68.20	31.97	peak
4	5350.000	56.57	0.30	56.87	74.00	-17.13	peak
5	5427.300	58.23	0.44	58.67	74.00	-15.33	peak

Note:1.Result (dBuV/m) = Correct Factor (dB/m) + Reading(dBuV).

2.Correction factor (dB/m) = Antenna Factor (dB/m) + Cable loss (dB) – Pre-Amplifier gain (dB).

3.When the peak results are less than average limit, so not need to evaluate the average.

Standard:	FCC Part 15.407	Test Distance:	3 m
Test item:	Band edge		
Frequency:	5280 MHz		
Mode:	Mode 3		
Ant.Polar.:	Vertical		

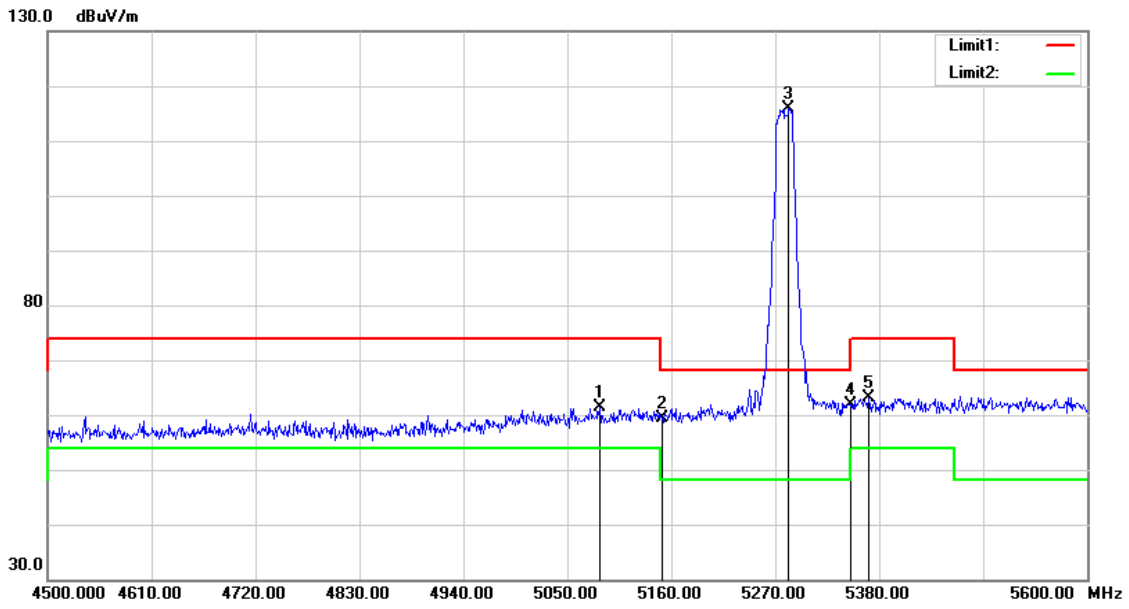

No.	Frequency (MHz)	Reading (dBuV)	Correct Factor (dB/m)	Result (dBuV/m)	Limit (dBuV/m)	Margin (dB)	Remark
1	5084.100	61.58	-0.20	61.38	74.00	-12.62	peak
2	5150.000	59.46	-0.08	59.38	74.00	-14.62	peak
3	5284.300	115.78	0.18	115.96	68.20	47.76	peak
4	5350.000	61.49	0.30	61.79	74.00	-12.21	peak
5	5369.000	62.79	0.34	63.13	74.00	-10.87	peak

Note:1.Result (dBuV/m) = Correct Factor (dB/m) + Reading(dBuV).

2.Correction factor (dB/m) = Antenna Factor (dB/m) + Cable loss (dB) – Pre-Amplifier gain (dB).

3.When the peak results are less than average limit, so not need to evaluate the average.

Standard:	FCC Part 15.407	Test Distance:	3 m
Test item:	Band edge		
Frequency:	5320 MHz		
Mode:	Mode 3		
Ant.Polar.:	Horizontal		

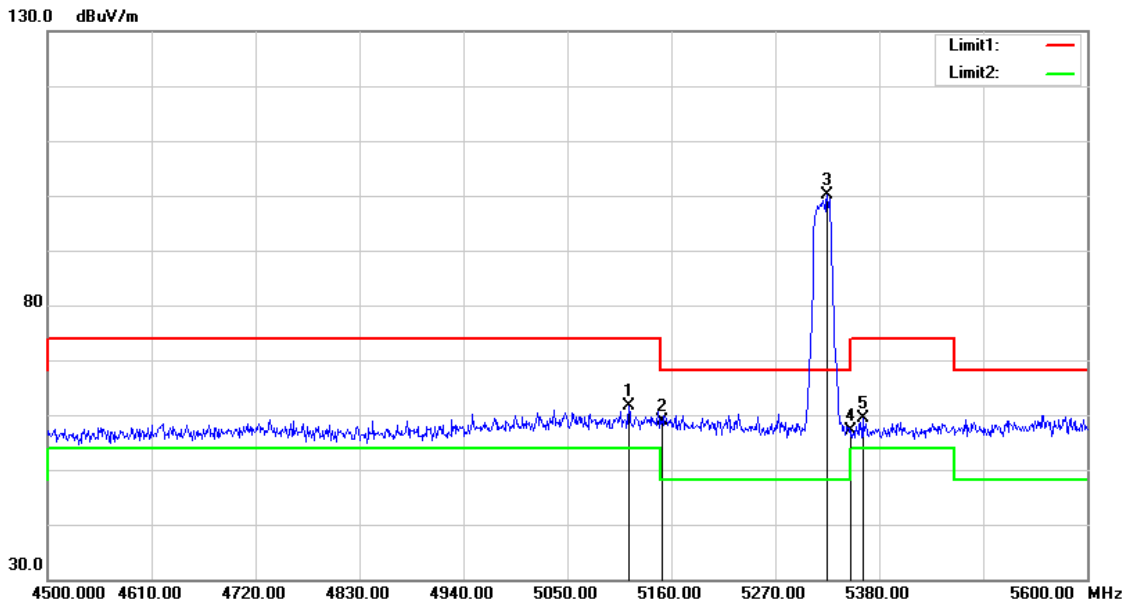

No.	Frequency (MHz)	Reading (dBuV)	Correct Factor (dB/m)	Result (dBuV/m)	Limit (dBuV/m)	Margin (dB)	Remark
1	5114.900	61.79	-0.15	61.64	74.00	-12.36	peak
2	5150.000	58.88	-0.08	58.80	74.00	-15.20	peak
3	5325.000	99.88	0.25	100.13	68.20	31.93	peak
4	5350.000	56.92	0.30	57.22	74.00	-16.78	peak
5	5362.400	59.10	0.31	59.41	74.00	-14.59	peak

Note:1.Result (dBuV/m) = Correct Factor (dB/m) + Reading(dBuV).

2.Correction factor (dB/m) = Antenna Factor (dB/m) + Cable loss (dB) – Pre-Amplifier gain (dB).

3.When the peak results are less than average limit, so not need to evaluate the average.

Standard:	FCC Part 15.407	Test Distance:	3 m
Test item:	Band edge		
Frequency:	5320 MHz		
Mode:	Mode 3		
Ant.Polar.:	Vertical		

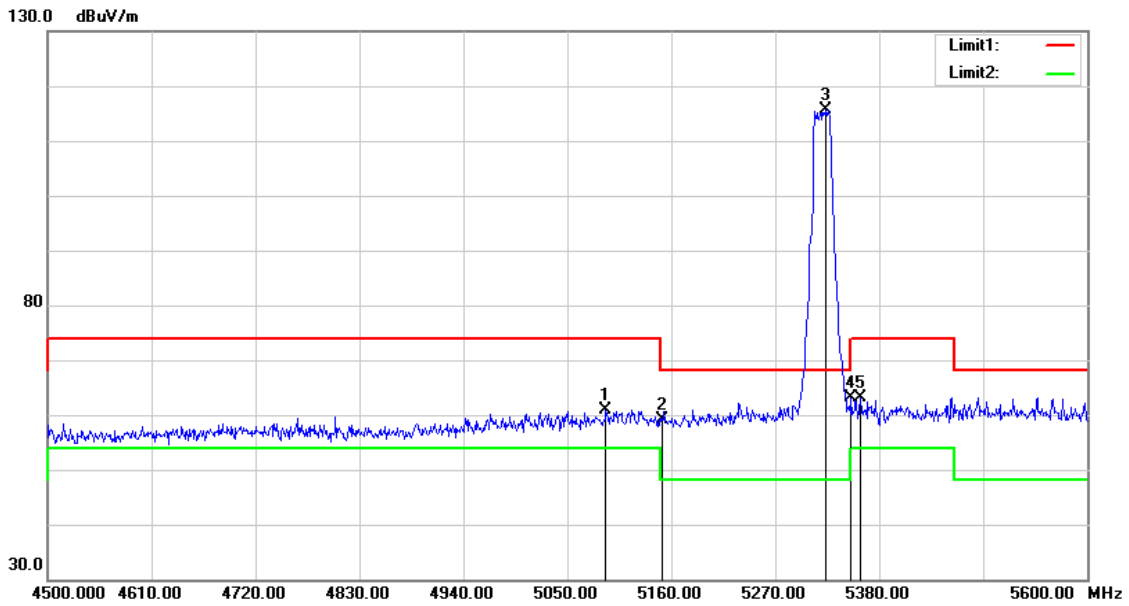

No.	Frequency (MHz)	Reading (dBuV)	Correct Factor (dB/m)	Result (dBuV/m)	Limit (dBuV/m)	Margin (dB)	Remark
1	5090.700	61.15	-0.19	60.96	74.00	-13.04	peak
2	5150.000	59.25	-0.08	59.17	74.00	-14.83	peak
3	5322.800	115.48	0.25	115.73	68.20	47.53	peak
4	5350.000	62.87	0.30	63.17	74.00	-10.83	peak
5	5360.200	62.90	0.31	63.21	74.00	-10.79	peak

Note:1.Result (dBuV/m) = Correct Factor (dB/m) + Reading(dBuV).

2.Correction factor (dB/m) = Antenna Factor (dB/m) + Cable loss (dB) – Pre-Amplifier gain (dB).

3.When the peak results are less than average limit, so not need to evaluate the average.

Standard:	FCC Part 15.407	Test Distance:	3 m
Test item:	Band edge		
Frequency:	5500 MHz		
Mode:	Mode 3		
Ant.Polar.:	Horizontal		

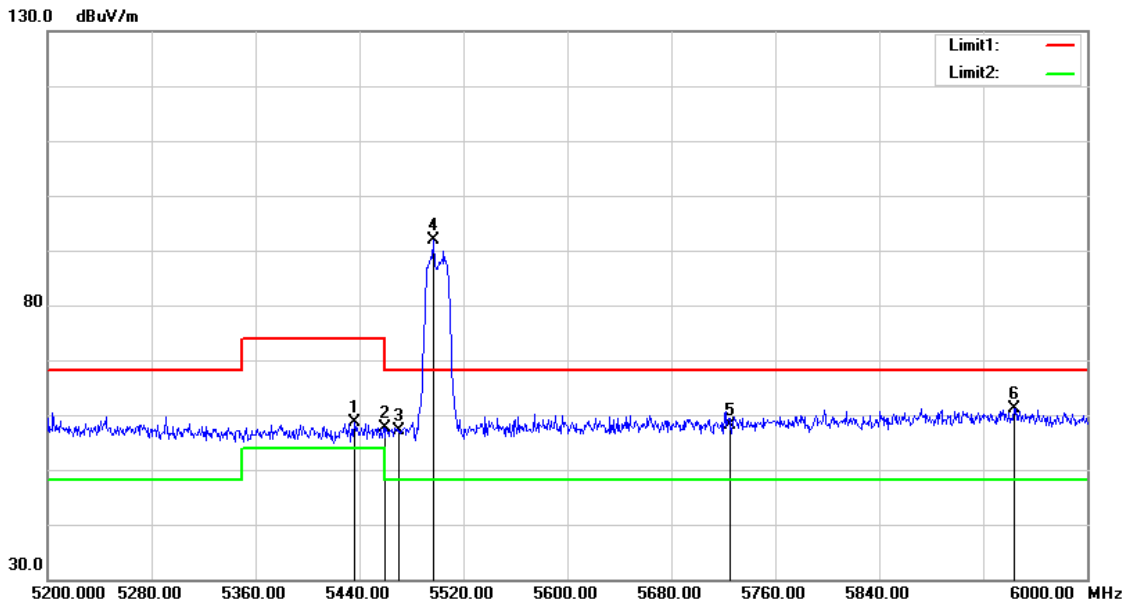

No.	Frequency (MHz)	Reading (dBuV)	Correct Factor (dB/m)	Result (dBuV/m)	Limit (dBuV/m)	Margin (dB)	Remark
1	5436.000	58.28	0.46	58.74	74.00	-15.26	peak
2	5460.000	57.06	0.51	57.57	74.00	-16.43	peak
3	5470.000	56.63	0.52	57.15	68.20	-11.05	peak
4	5496.800	91.21	0.57	91.78	68.20	23.58	peak
5	5725.000	56.89	1.18	58.07	68.20	-10.13	peak
6	5944.000	59.29	1.77	61.06	68.20	-7.14	peak

Note:1.Result (dBuV/m) = Correct Factor (dB/m) + Reading(dBuV).

2.Correction factor (dB/m) = Antenna Factor (dB/m) + Cable loss (dB) – Pre-Amplifier gain (dB).

3.When the peak results are less than average limit, so not need to evaluate the average.

Standard:	FCC Part 15.407	Test Distance:	3 m
Test item:	Band edge		
Frequency:	5500 MHz		
Mode:	Mode 3		
Ant.Polar.:	Vertical		

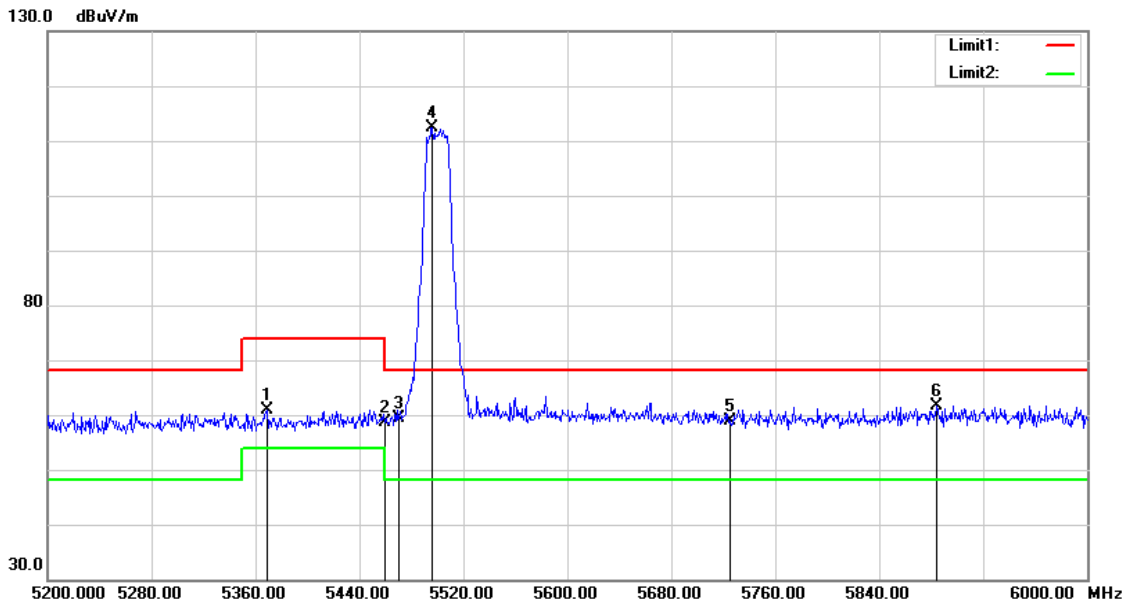

No.	Frequency (MHz)	Reading (dBuV)	Correct Factor (dB/m)	Result (dBuV/m)	Limit (dBuV/m)	Margin (dB)	Remark
1	5368.800	60.58	0.34	60.92	74.00	-13.08	peak
2	5460.000	58.10	0.51	58.61	74.00	-15.39	peak
3	5470.000	58.95	0.52	59.47	68.20	-8.73	peak
4	5496.000	111.85	0.57	112.42	68.20	44.22	peak
5	5725.000	57.66	1.18	58.84	68.20	-9.36	peak
6	5884.000	60.13	1.61	61.74	68.20	-6.46	peak

Note:1.Result (dBuV/m) = Correct Factor (dB/m) + Reading(dBuV).

2.Correction factor (dB/m) = Antenna Factor (dB/m) + Cable loss (dB) – Pre-Amplifier gain (dB).

3.When the peak results are less than average limit, so not need to evaluate the average.

Standard:	FCC Part 15.407	Test Distance:	3 m
Test item:	Band edge		
Frequency:	5560 MHz		
Mode:	Mode 3		
Ant.Polar.:	Horizontal		

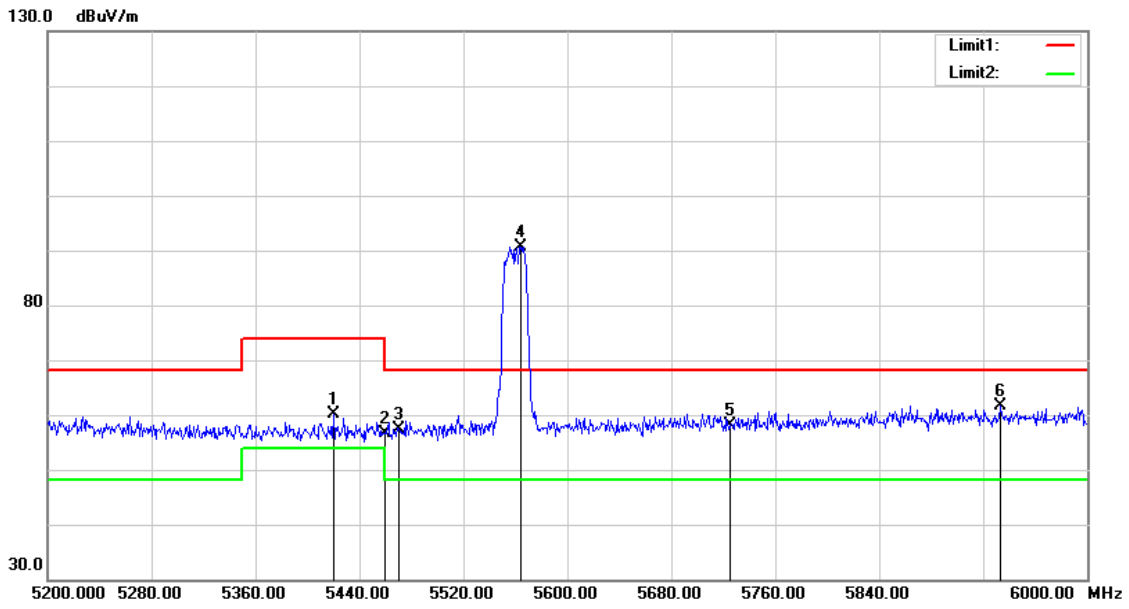

No.	Frequency (MHz)	Reading (dBuV)	Correct Factor (dB/m)	Result (dBuV/m)	Limit (dBuV/m)	Margin (dB)	Remark
1	5420.000	59.79	0.43	60.22	74.00	-13.78	peak
2	5460.000	56.05	0.51	56.56	74.00	-17.44	peak
3	5470.000	56.85	0.52	57.37	68.20	-10.83	peak
4	5564.000	89.92	0.75	90.67	68.20	22.47	peak
5	5725.000	56.98	1.18	58.16	68.20	-10.04	peak
6	5933.600	59.98	1.74	61.72	68.20	-6.48	peak

Note:1.Result (dBuV/m) = Correct Factor (dB/m) + Reading(dBuV).

2.Correction factor (dB/m) = Antenna Factor (dB/m) + Cable loss (dB) – Pre-Amplifier gain (dB).

3.When the peak results are less than average limit, so not need to evaluate the average.

Standard:	FCC Part 15.407	Test Distance:	3 m
Test item:	Band edge		
Frequency:	5560 MHz		
Mode:	Mode 3		
Ant.Polar.:	Vertical		

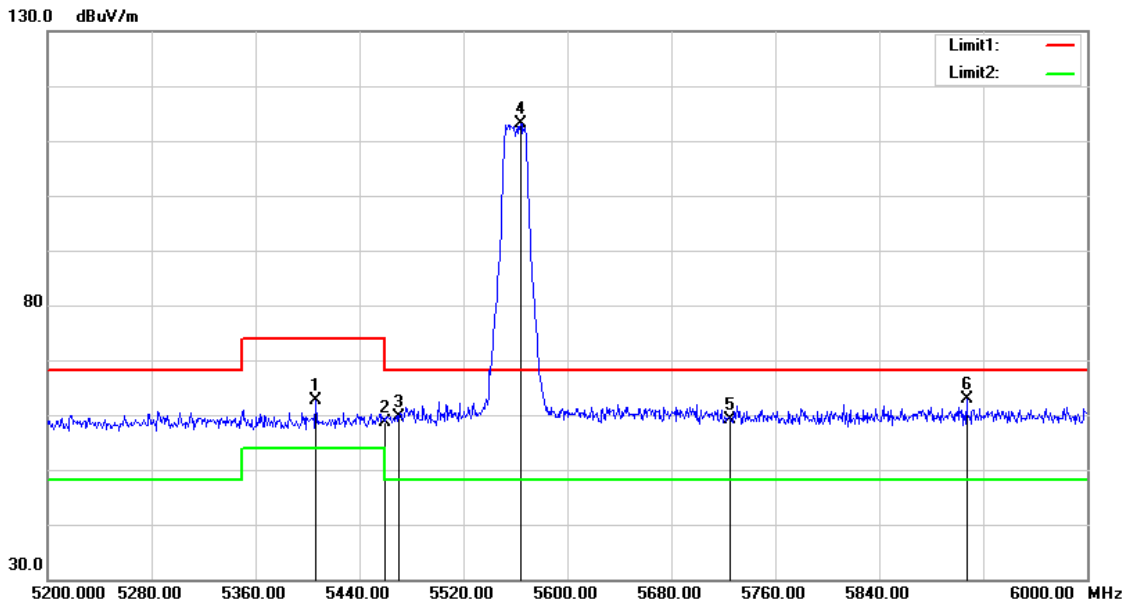

No.	Frequency (MHz)	Reading (dBuV)	Correct Factor (dB/m)	Result (dBuV/m)	Limit (dBuV/m)	Margin (dB)	Remark
1	5406.400	62.15	0.41	62.56	74.00	-11.44	peak
2	5460.000	58.24	0.51	58.75	74.00	-15.25	peak
3	5470.000	59.07	0.52	59.59	68.20	-8.61	peak
4	5564.000	112.47	0.75	113.22	68.20	45.02	peak
5	5725.000	58.01	1.18	59.19	68.20	-9.01	peak
6	5907.200	61.24	1.67	62.91	68.20	-5.29	peak

Note:1.Result (dBuV/m) = Correct Factor (dB/m) + Reading(dBuV).

2.Correction factor (dB/m) = Antenna Factor (dB/m) + Cable loss (dB) – Pre-Amplifier gain (dB).

3.When the peak results are less than average limit, so not need to evaluate the average.

Standard:	FCC Part 15.407	Test Distance:	3 m
Test item:	Band edge		
Frequency:	5700 MHz		
Mode:	Mode 3		
Ant.Polar.:	Horizontal		

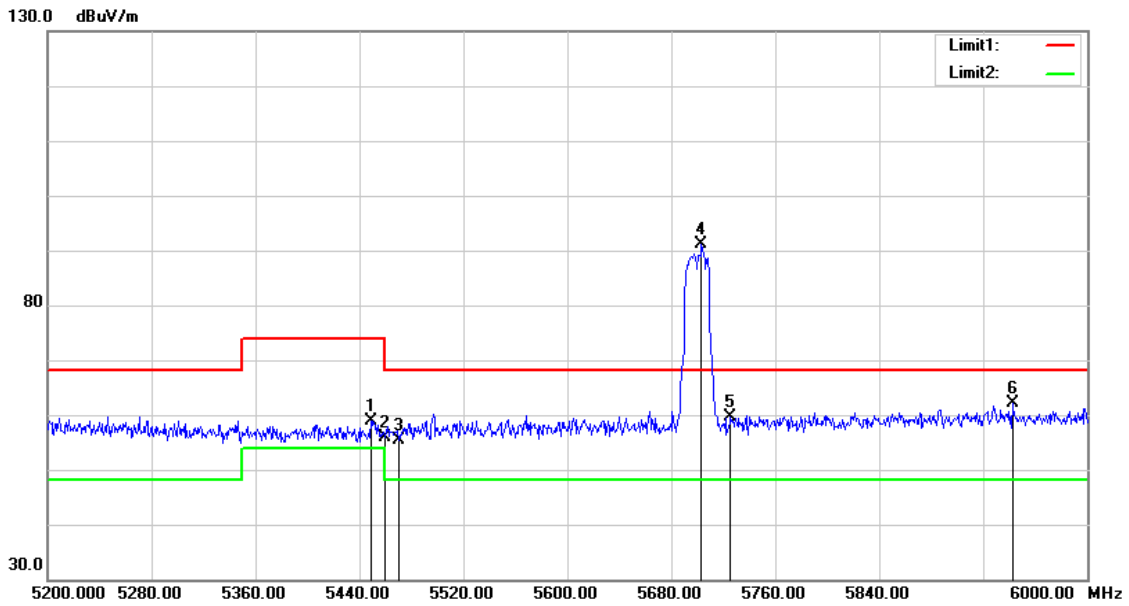

No.	Frequency (MHz)	Reading (dBuV)	Correct Factor (dB/m)	Result (dBuV/m)	Limit (dBuV/m)	Margin (dB)	Remark
1	5448.800	58.49	0.48	58.97	74.00	-15.03	peak
2	5460.000	55.43	0.51	55.94	74.00	-18.06	peak
3	5470.000	54.86	0.52	55.38	68.20	-12.82	peak
4	5703.200	89.95	1.11	91.06	68.20	22.86	peak
5	5725.000	58.46	1.18	59.64	68.20	-8.56	peak
6	5942.400	60.40	1.77	62.17	68.20	-6.03	peak

Note:1.Result (dBuV/m) = Correct Factor (dB/m) + Reading(dBuV).

2.Correction factor (dB/m) = Antenna Factor (dB/m) + Cable loss (dB) – Pre-Amplifier gain (dB).

3.When the peak results are less than average limit, so not need to evaluate the average.

Standard:	FCC Part 15.407	Test Distance:	3 m
Test item:	Band edge		
Frequency:	5700 MHz		
Mode:	Mode 3		
Ant.Polar.:	Vertical		

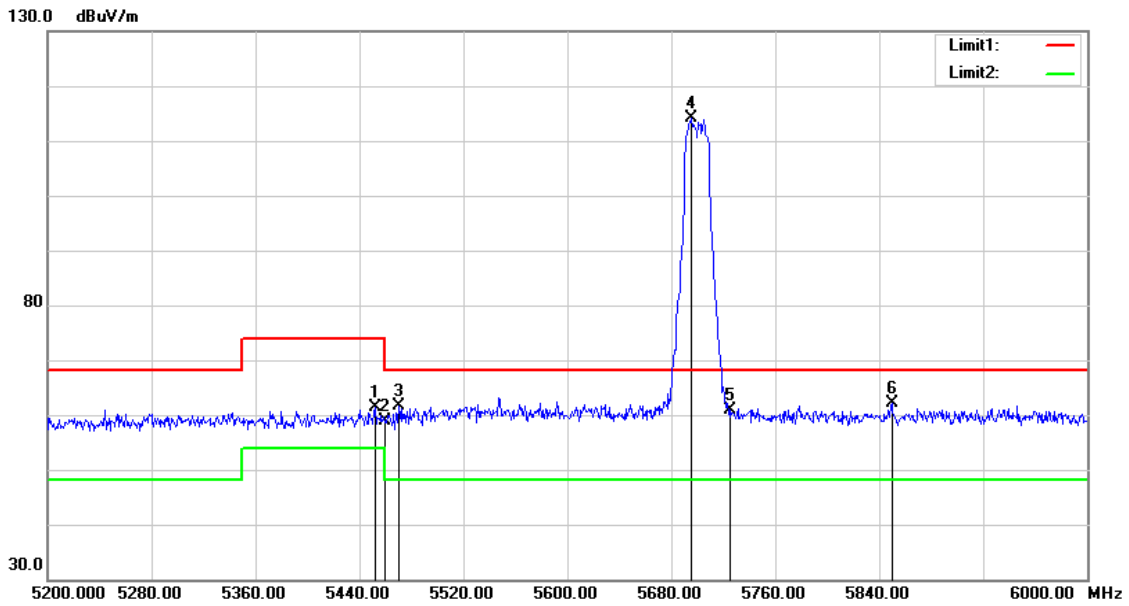

No.	Frequency (MHz)	Reading (dBuV)	Correct Factor (dB/m)	Result (dBuV/m)	Limit (dBuV/m)	Margin (dB)	Remark
1	5452.000	60.95	0.48	61.43	74.00	-12.57	peak
2	5460.000	58.38	0.51	58.89	74.00	-15.11	peak
3	5470.000	61.07	0.52	61.59	68.20	-6.61	peak
4	5695.200	113.08	1.10	114.18	68.20	45.98	peak
5	5725.000	59.77	1.18	60.95	68.20	-7.25	peak
6	5849.600	60.60	1.52	62.12	68.20	-6.08	peak

Note:1.Result (dBuV/m) = Correct Factor (dB/m) + Reading(dBuV).

2.Correction factor (dB/m) = Antenna Factor (dB/m) + Cable loss (dB) – Pre-Amplifier gain (dB).

3.When the peak results are less than average limit, so not need to evaluate the average.

Standard:	FCC Part 15.407	Test Distance:	3 m
Test item:	Band edge		
Frequency:	5745 MHz		
Mode:	Mode 3		
Ant.Polar.:	Horizontal		

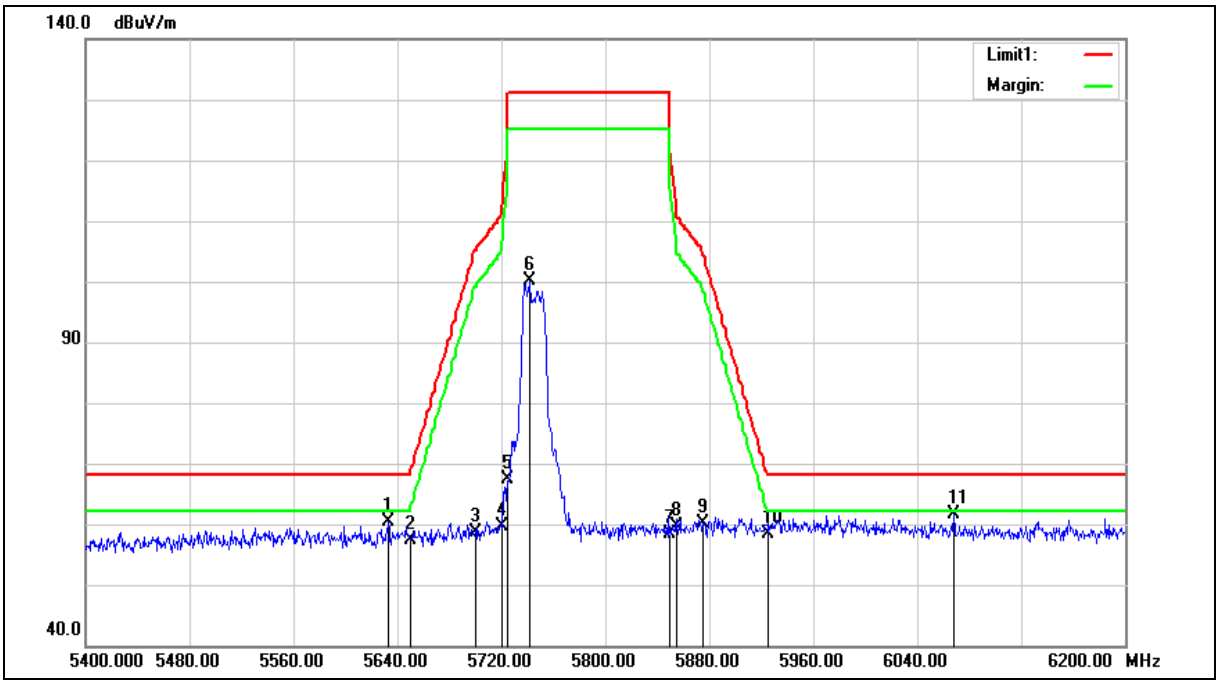

Standard:	FCC Part 15.407	Test Distance:	3 m
Test item:	Band edge		
Frequency:	5745 MHz		
Mode:	Mode 3		
Ant.Polar.:	Horizontal		

No.	Frequency (MHz)	Reading (dBuV)	Correct Factor (dB/m)	Result (dBuV/m)	Limit (dBuV/m)	Margin (dB)	Remark
1	5632.800	59.34	0.93	60.27	68.20	-7.93	peak
2	5650.000	56.31	0.97	57.28	68.20	-10.92	peak
3	5700.000	57.44	1.11	58.55	105.20	-46.65	peak
4	5720.000	58.47	1.17	59.64	110.80	-51.16	peak
5	5725.000	66.15	1.18	67.33	122.20	-54.87	peak
6	5741.600	98.83	1.22	100.05	131.20	-31.15	peak
7	5850.000	56.93	1.52	58.45	122.20	-63.75	peak
8	5855.000	58.07	1.53	59.60	110.80	-51.20	peak
9	5875.000	58.47	1.59	60.06	105.20	-45.14	peak
10	5925.000	56.64	1.72	58.36	68.20	-9.84	peak
11	6068.000	59.43	2.18	61.61	68.20	-6.59	peak

Note:1.Result (dBuV/m) = Correct Factor (dB/m) + Reading(dBuV).

2.Correction factor (dB/m) = Antenna Factor (dB/m) + Cable loss (dB) – Pre-Amplifier gain (dB).

3.When the peak results are less than average limit, so not need to evaluate the average.

Standard:	FCC Part 15.407	Test Distance:	3 m
Test item:	Band edge		
Frequency:	5745 MHz		
Mode:	Mode 3		
Ant.Polar.:	Vertical		

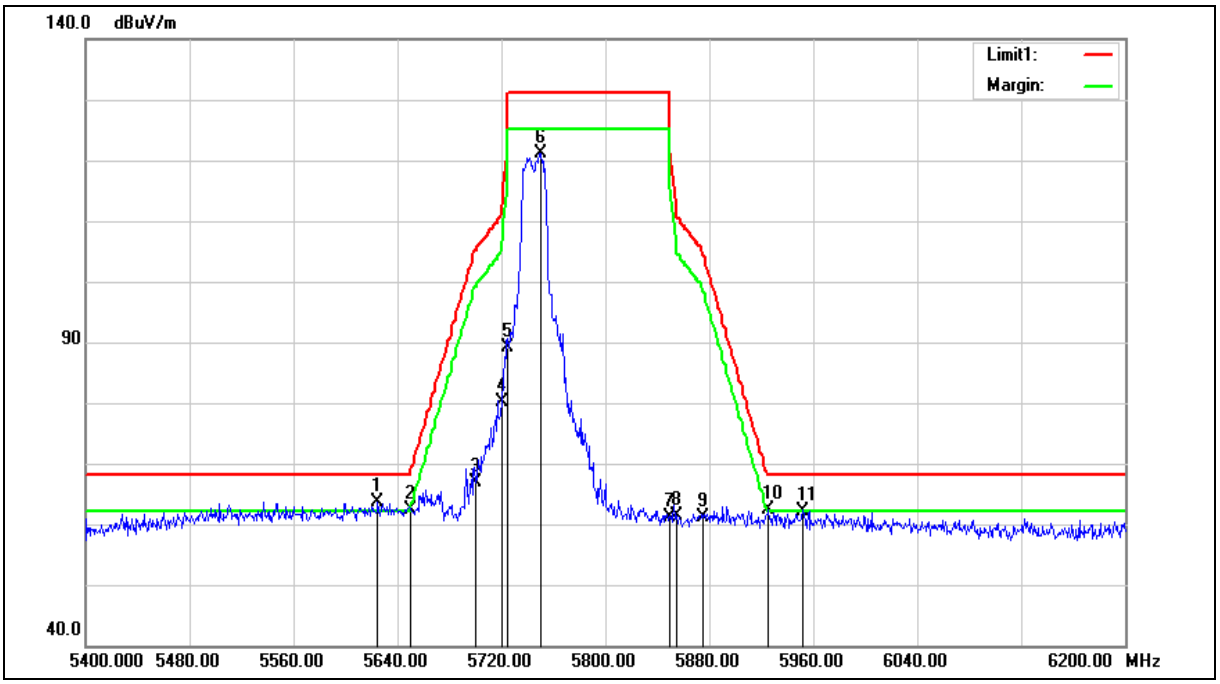

Standard:	FCC Part 15.407	Test Distance:	3 m
Test item:	Band edge		
Frequency:	5745 MHz		
Mode:	Mode 3		
Ant.Polar.:	Vertical		

No.	Frequency (MHz)	Reading (dBuV)	Correct Factor (dB/m)	Result (dBuV/m)	Limit (dBuV/m)	Margin (dB)	Remark
1	5624.800	62.84	0.91	63.75	68.20	-4.45	peak
2	5650.000	61.41	0.97	62.38	68.20	-5.82	peak
3	5700.000	65.89	1.11	67.00	105.20	-38.20	peak
4	5720.000	78.88	1.17	80.05	110.80	-30.75	peak
5	5725.000	88.01	1.18	89.19	122.20	-33.01	peak
6	5750.400	119.98	1.25	121.23	131.20	-9.97	peak
7	5850.000	59.66	1.52	61.18	122.20	-61.02	peak
8	5855.000	59.88	1.53	61.41	110.80	-49.39	peak
9	5875.000	59.57	1.59	61.16	105.20	-44.04	peak
10	5925.000	60.58	1.72	62.30	68.20	-5.90	peak
11	5952.000	60.47	1.78	62.25	68.20	-5.95	peak

Note:1.Result (dBuV/m) = Correct Factor (dB/m) + Reading(dBuV).

2.Correction factor (dB/m) = Antenna Factor (dB/m) + Cable loss (dB) – Pre-Amplifier gain (dB).

3.When the peak results are less than average limit, so not need to evaluate the average.

Standard:	FCC Part 15.407	Test Distance:	3 m
Test item:	Band edge		
Frequency:	5785 MHz		
Mode:	Mode 3		
Ant.Polar.:	Horizontal		

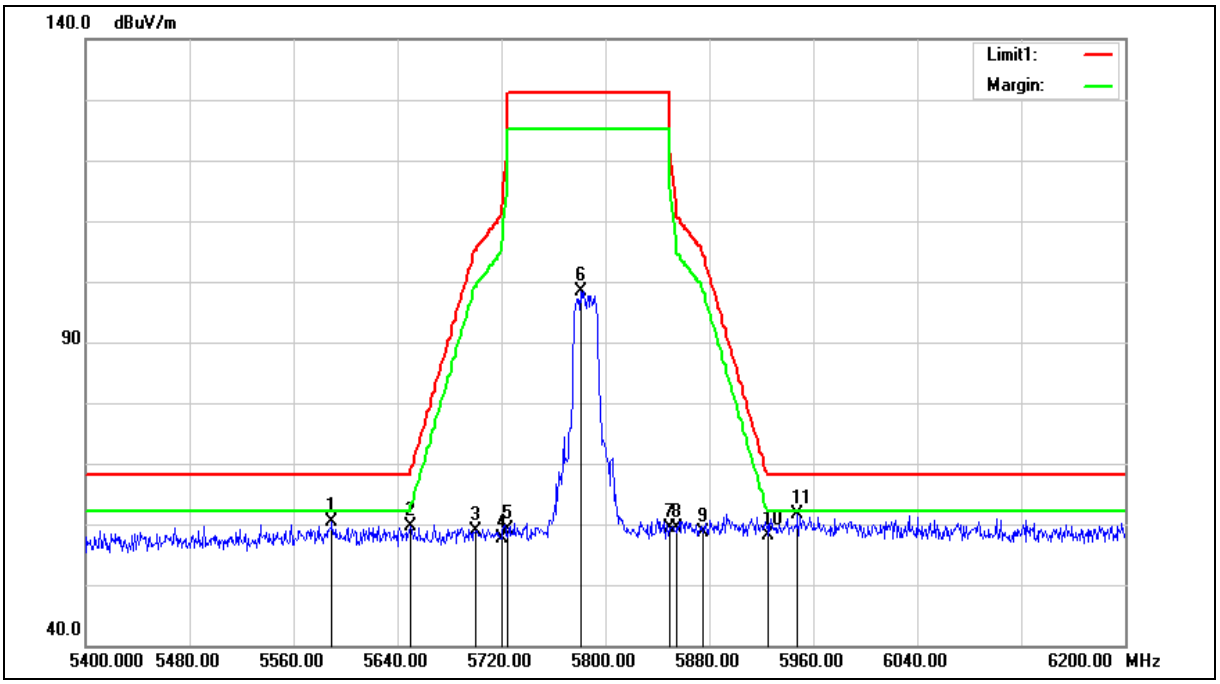

Standard:	FCC Part 15.407	Test Distance:	3 m
Test item:	Band edge		
Frequency:	5785 MHz		
Mode:	Mode 3		
Ant.Polar.:	Horizontal		

No.	Frequency (MHz)	Reading (dBuV)	Correct Factor (dB/m)	Result (dBuV/m)	Limit (dBuV/m)	Margin (dB)	Remark
1	5589.600	59.66	0.82	60.48	68.20	-7.72	peak
2	5650.000	58.77	0.97	59.74	68.20	-8.46	peak
3	5700.000	57.79	1.11	58.90	105.20	-46.30	peak
4	5720.000	56.46	1.17	57.63	110.80	-53.17	peak
5	5725.000	57.97	1.18	59.15	122.20	-63.05	peak
6	5780.800	97.07	1.33	98.40	131.20	-32.80	peak
7	5850.000	57.82	1.52	59.34	122.20	-62.86	peak
8	5855.000	57.81	1.53	59.34	110.80	-51.46	peak
9	5875.000	56.96	1.59	58.55	105.20	-46.65	peak
10	5925.000	56.53	1.72	58.25	68.20	-9.95	peak
11	5948.000	59.91	1.78	61.69	68.20	-6.51	peak

Note:1.Result (dBuV/m) = Correct Factor (dB/m) + Reading(dBuV).

2.Correction factor (dB/m) = Antenna Factor (dB/m) + Cable loss (dB) – Pre-Amplifier gain (dB).

3.When the peak results are less than average limit, so not need to evaluate the average.

Standard:	FCC Part 15.407	Test Distance:	3 m
Test item:	Band edge		
Frequency:	5785 MHz		
Mode:	Mode 3		
Ant.Polar.:	Vertical		

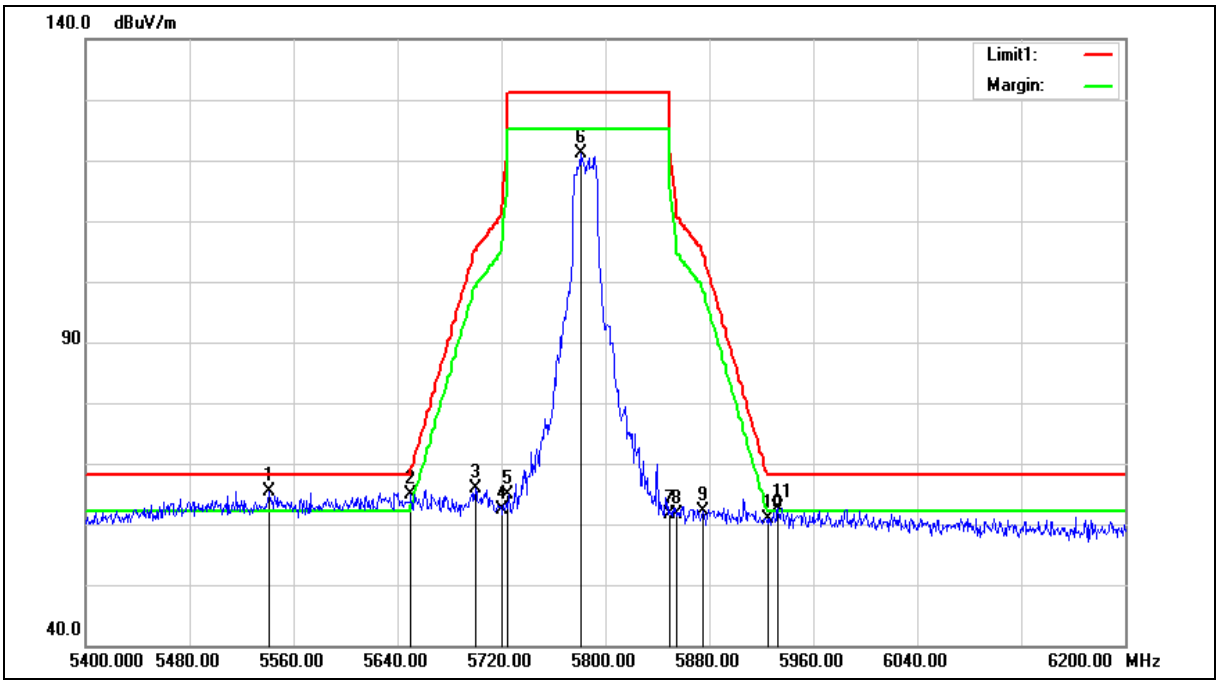

Standard:	FCC Part 15.407	Test Distance:	3 m
Test item:	Band edge		
Frequency:	5785 MHz		
Mode:	Mode 3		
Ant.Polar.:	Vertical		

No.	Frequency (MHz)	Reading (dBuV)	Correct Factor (dB/m)	Result (dBuV/m)	Limit (dBuV/m)	Margin (dB)	Remark
1	5541.600	64.81	0.69	65.50	68.20	-2.70	peak
2	5650.000	63.87	0.97	64.84	68.20	-3.36	peak
3	5700.000	64.83	1.11	65.94	105.20	-39.26	peak
4	5720.000	61.31	1.17	62.48	110.80	-48.32	peak
5	5725.000	63.63	1.18	64.81	122.20	-57.39	peak
6	5780.800	119.69	1.33	121.02	131.20	-10.18	peak
7	5850.000	60.21	1.52	61.73	122.20	-60.47	peak
8	5855.000	60.13	1.53	61.66	110.80	-49.14	peak
9	5875.000	60.59	1.59	62.18	105.20	-43.02	peak
10	5925.000	59.21	1.72	60.93	68.20	-7.27	peak
11	5932.800	60.95	1.74	62.69	68.20	-5.51	peak

Note:1.Result (dBuV/m) = Correct Factor (dB/m) + Reading(dBuV).

2.Correction factor (dB/m) = Antenna Factor (dB/m) + Cable loss (dB) – Pre-Amplifier gain (dB).

3.When the peak results are less than average limit, so not need to evaluate the average.

Standard:	FCC Part 15.407	Test Distance:	3 m
Test item:	Band edge		
Frequency:	5825 MHz		
Mode:	Mode 3		
Ant.Polar.:	Horizontal		

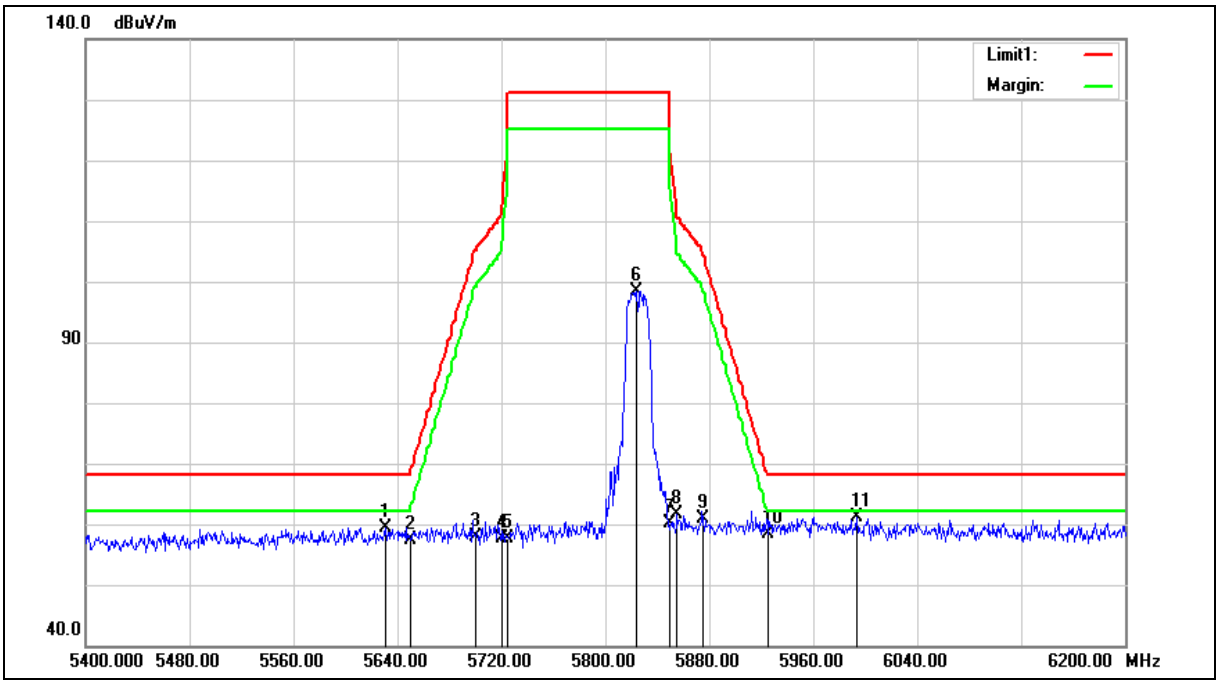

Standard:	FCC Part 15.407	Test Distance:	3 m
Test item:	Band edge		
Frequency:	5825 MHz		
Mode:	Mode 3		
Ant.Polar.:	Horizontal		

No.	Frequency (MHz)	Reading (dBuV)	Correct Factor (dB/m)	Result (dBuV/m)	Limit (dBuV/m)	Margin (dB)	Remark
1	5630.400	58.53	0.93	59.46	68.20	-8.74	peak
2	5650.000	56.38	0.97	57.35	68.20	-10.85	peak
3	5700.000	56.81	1.11	57.92	105.20	-47.28	peak
4	5720.000	56.48	1.17	57.65	110.80	-53.15	peak
5	5725.000	56.34	1.18	57.52	122.20	-64.68	peak
6	5824.000	97.05	1.45	98.50	131.20	-32.70	peak
7	5850.000	58.56	1.52	60.08	122.20	-62.12	peak
8	5855.000	60.20	1.53	61.73	110.80	-49.07	peak
9	5875.000	59.24	1.59	60.83	105.20	-44.37	peak
10	5925.000	56.78	1.72	58.50	68.20	-9.70	peak
11	5993.600	59.32	1.91	61.23	68.20	-6.97	peak

Note:1.Result (dBuV/m) = Correct Factor (dB/m) + Reading(dBuV).

2.Correction factor (dB/m) = Antenna Factor (dB/m) + Cable loss (dB) – Pre-Amplifier gain (dB).

3.When the peak results are less than average limit, so not need to evaluate the average.

Standard:	FCC Part 15.407	Test Distance:	3 m
Test item:	Band edge		
Frequency:	5825 MHz		
Mode:	Mode 3		
Ant.Polar.:	Vertical		

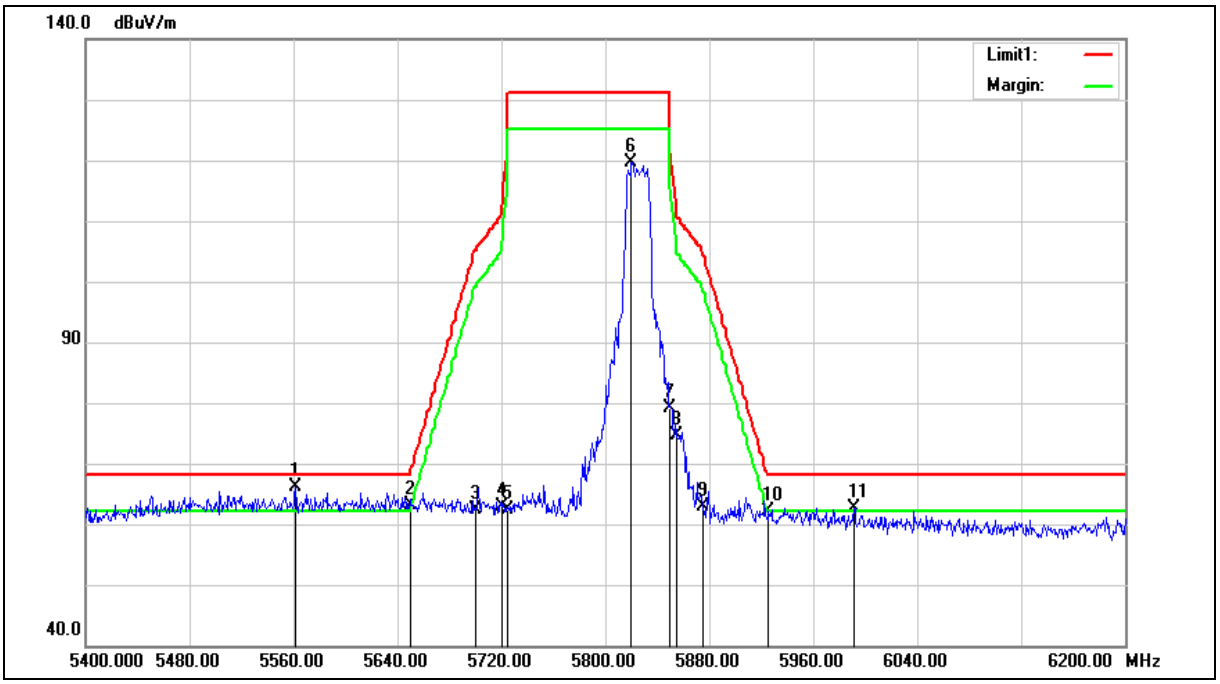

Standard:	FCC Part 15.407	Test Distance:	3 m
Test item:	Band edge		
Frequency:	5825 MHz		
Mode:	Mode 3		
Ant.Polar.:	Vertical		

No.	Frequency (MHz)	Reading (dBuV)	Correct Factor (dB/m)	Result (dBuV/m)	Limit (dBuV/m)	Margin (dB)	Remark
1	5561.600	65.39	0.74	66.13	68.20	-2.07	peak
2	5650.000	62.18	0.97	63.15	68.20	-5.05	peak
3	5700.000	61.21	1.11	62.32	105.20	-42.88	peak
4	5720.000	61.78	1.17	62.95	110.80	-47.85	peak
5	5725.000	61.24	1.18	62.42	122.20	-59.78	peak
6	5820.000	118.19	1.43	119.62	131.20	-11.58	peak
7	5850.000	77.53	1.52	79.05	122.20	-43.15	peak
8	5855.000	73.17	1.53	74.70	110.80	-36.10	peak
9	5875.000	61.34	1.59	62.93	105.20	-42.27	peak
10	5925.000	60.46	1.72	62.18	68.20	-6.02	peak
11	5991.200	60.72	1.89	62.61	68.20	-5.59	peak

Note:1.Result (dBuV/m) = Correct Factor (dB/m) + Reading(dBuV).

2.Correction factor (dB/m) = Antenna Factor (dB/m) + Cable loss (dB) – Pre-Amplifier gain (dB).

3.When the peak results are less than average limit, so not need to evaluate the average.

Standard:	FCC Part 15.407	Test Distance:	3 m
Test item:	Band edge		
Frequency:	5190 MHz		
Mode:	Mode 4		
Ant.Polar.:	Horizontal		

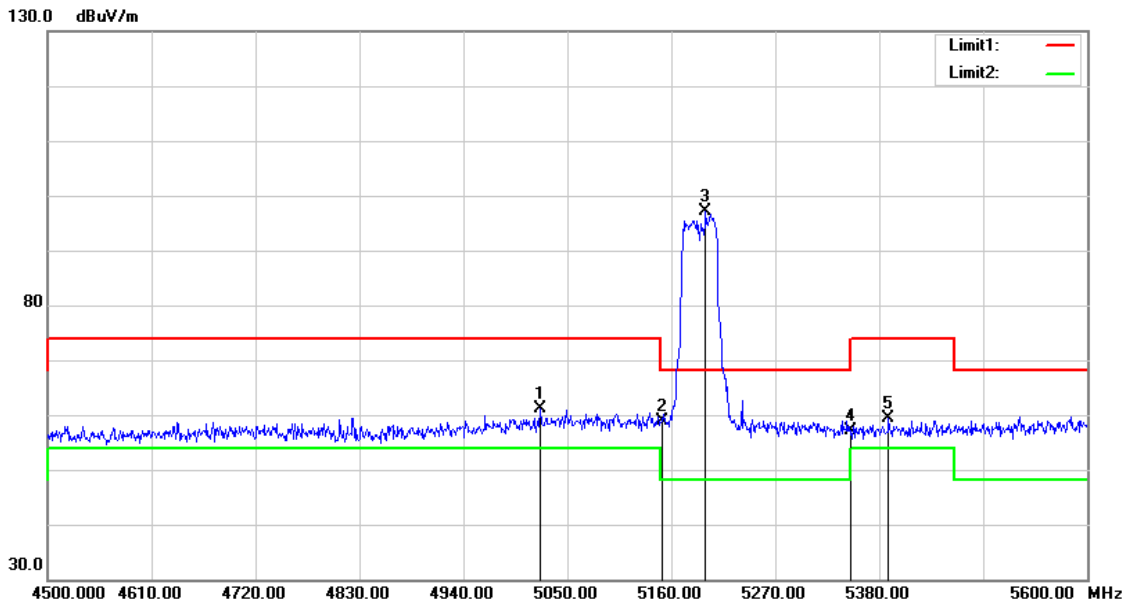

No.	Frequency (MHz)	Reading (dBuV)	Correct Factor (dB/m)	Result (dBuV/m)	Limit (dBuV/m)	Margin (dB)	Remark
1	5021.400	61.43	-0.31	61.12	74.00	-12.88	peak
2	5150.000	59.03	-0.08	58.95	74.00	-15.05	peak
3	5196.300	97.16	0.01	97.17	68.20	28.97	peak
4	5350.000	56.79	0.30	57.09	74.00	-16.91	peak
5	5389.900	58.97	0.36	59.33	74.00	-14.67	peak

Note:1.Result (dBuV/m) = Correct Factor (dB/m) + Reading(dBuV).

2.Correction factor (dB/m) = Antenna Factor (dB/m) + Cable loss (dB) – Pre-Amplifier gain (dB).

3.When the peak results are less than average limit, so not need to evaluate the average.

Standard:	FCC Part 15.407	Test Distance:	3 m
Test item:	Band edge		
Frequency:	5190 MHz		
Mode:	Mode 4		
Ant.Polar.:	Vertical		

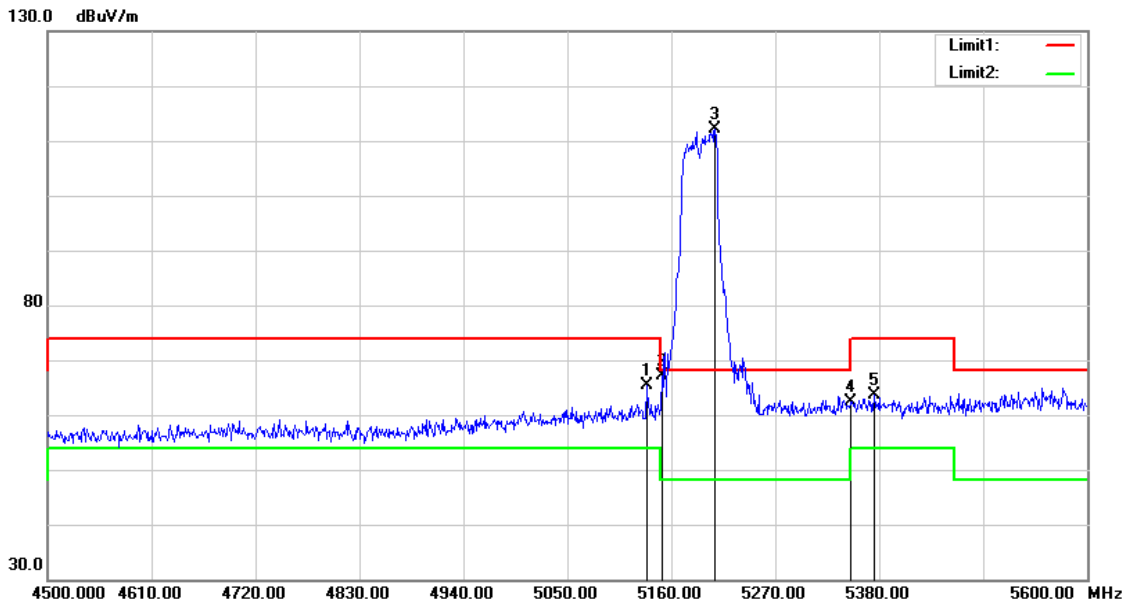

No.	Frequency (MHz)	Reading (dBuV)	Correct Factor (dB/m)	Result (dBuV/m)	Limit (dBuV/m)	Margin (dB)	Remark
1	5133.600	65.45	-0.10	65.35	74.00	-8.65	peak
2	5150.000	67.33	-0.08	67.25	74.00	-6.75	peak
3	5206.200	112.02	0.02	112.04	68.20	43.84	peak
4	5350.000	62.01	0.30	62.31	74.00	-11.69	peak
5	5374.500	63.35	0.34	63.69	74.00	-10.31	peak

Note:1.Result (dBuV/m) = Correct Factor (dB/m) + Reading(dBuV).

2.Correction factor (dB/m) = Antenna Factor (dB/m) + Cable loss (dB) – Pre-Amplifier gain (dB).

3.When the peak results are less than average limit, so not need to evaluate the average.

Standard:	FCC Part 15.407	Test Distance:	3 m
Test item:	Band edge		
Frequency:	5230 MHz		
Mode:	Mode 4		
Ant.Polar.:	Horizontal		

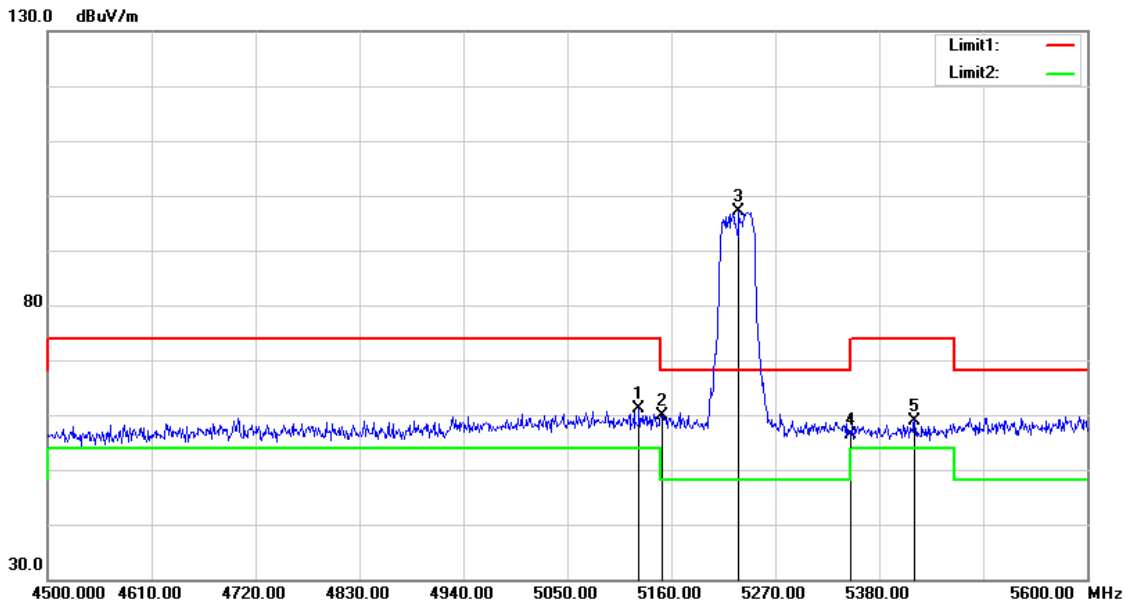

No.	Frequency (MHz)	Reading (dBuV)	Correct Factor (dB/m)	Result (dBuV/m)	Limit (dBuV/m)	Margin (dB)	Remark
1	5125.900	61.21	-0.13	61.08	74.00	-12.92	peak
2	5150.000	59.92	-0.08	59.84	74.00	-14.16	peak
3	5231.500	97.06	0.08	97.14	68.20	28.94	peak
4	5350.000	56.08	0.30	56.38	74.00	-17.62	peak
5	5417.400	58.59	0.41	59.00	74.00	-15.00	peak

Note:1.Result (dBuV/m) = Correct Factor (dB/m) + Reading(dBuV).

2.Correction factor (dB/m) = Antenna Factor (dB/m) + Cable loss (dB) – Pre-Amplifier gain (dB).

3.When the peak results are less than average limit, so not need to evaluate the average.

Standard:	FCC Part 15.407	Test Distance:	3 m
Test item:	Band edge		
Frequency:	5230 MHz		
Mode:	Mode 4		
Ant.Polar.:	Vertical		

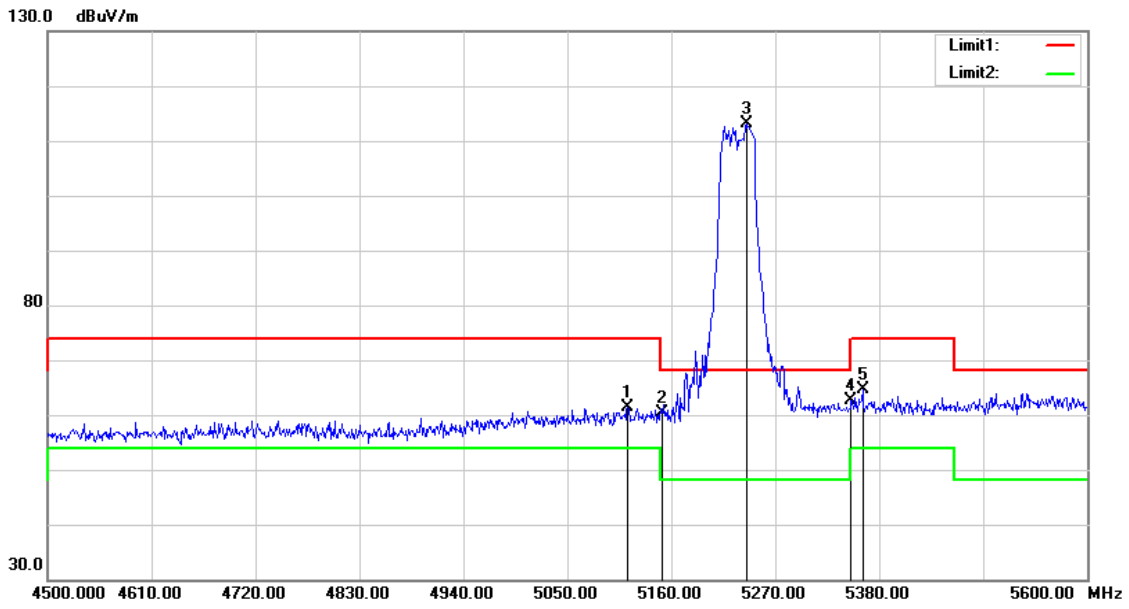

No.	Frequency (MHz)	Reading (dBuV)	Correct Factor (dB/m)	Result (dBuV/m)	Limit (dBuV/m)	Margin (dB)	Remark
1	5113.800	61.50	-0.15	61.35	74.00	-12.65	peak
2	5150.000	60.45	-0.08	60.37	74.00	-13.63	peak
3	5240.300	112.92	0.09	113.01	68.20	44.81	peak
4	5350.000	62.31	0.30	62.61	74.00	-11.39	peak
5	5362.400	64.28	0.31	64.59	74.00	-9.41	peak

Note:1.Result (dBuV/m) = Correct Factor (dB/m) + Reading(dBuV).

2.Correction factor (dB/m) = Antenna Factor (dB/m) + Cable loss (dB) – Pre-Amplifier gain (dB).

3.When the peak results are less than average limit, so not need to evaluate the average.

Standard:	FCC Part 15.407	Test Distance:	3 m
Test item:	Band edge		
Frequency:	5270 MHz		
Mode:	Mode 4		
Ant.Polar.:	Horizontal		

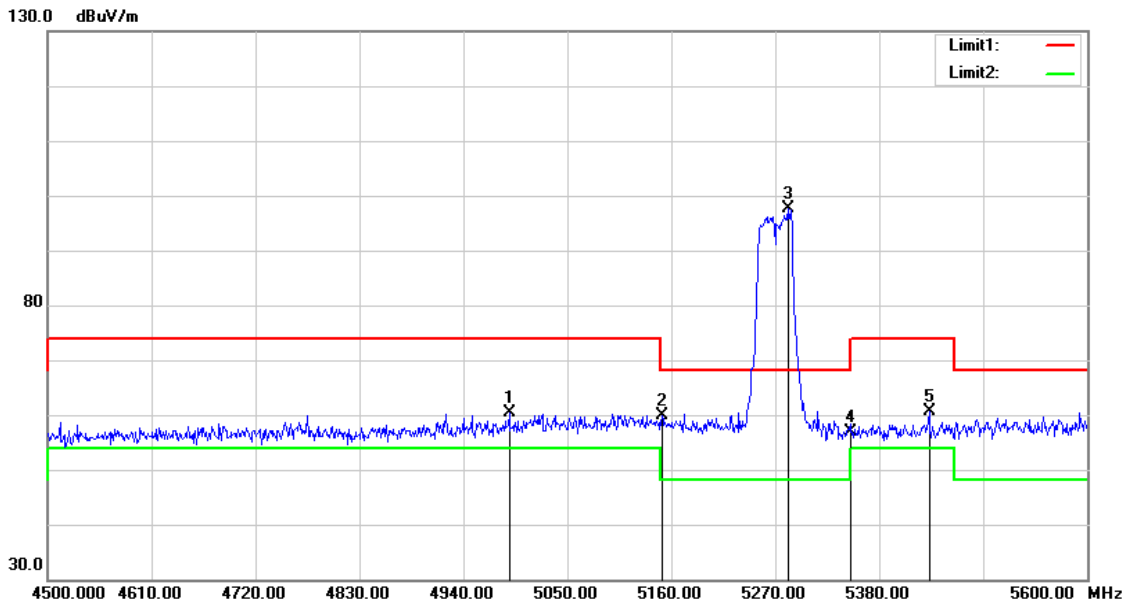

No.	Frequency (MHz)	Reading (dBuV)	Correct Factor (dB/m)	Result (dBuV/m)	Limit (dBuV/m)	Margin (dB)	Remark
1	4988.400	60.82	-0.39	60.43	74.00	-13.57	peak
2	5150.000	60.06	-0.08	59.98	74.00	-14.02	peak
3	5283.200	97.34	0.18	97.52	68.20	29.32	peak
4	5350.000	56.48	0.30	56.78	74.00	-17.22	peak
5	5432.800	60.29	0.46	60.75	74.00	-13.25	peak

Note:1.Result (dBuV/m) = Correct Factor (dB/m) + Reading(dBuV).

2.Correction factor (dB/m) = Antenna Factor (dB/m) + Cable loss (dB) – Pre-Amplifier gain (dB).

3.When the peak results are less than average limit, so not need to evaluate the average.

Standard:	FCC Part 15.407	Test Distance:	3 m
Test item:	Band edge		
Frequency:	5270 MHz		
Mode:	Mode 4		
Ant.Polar.:	Vertical		

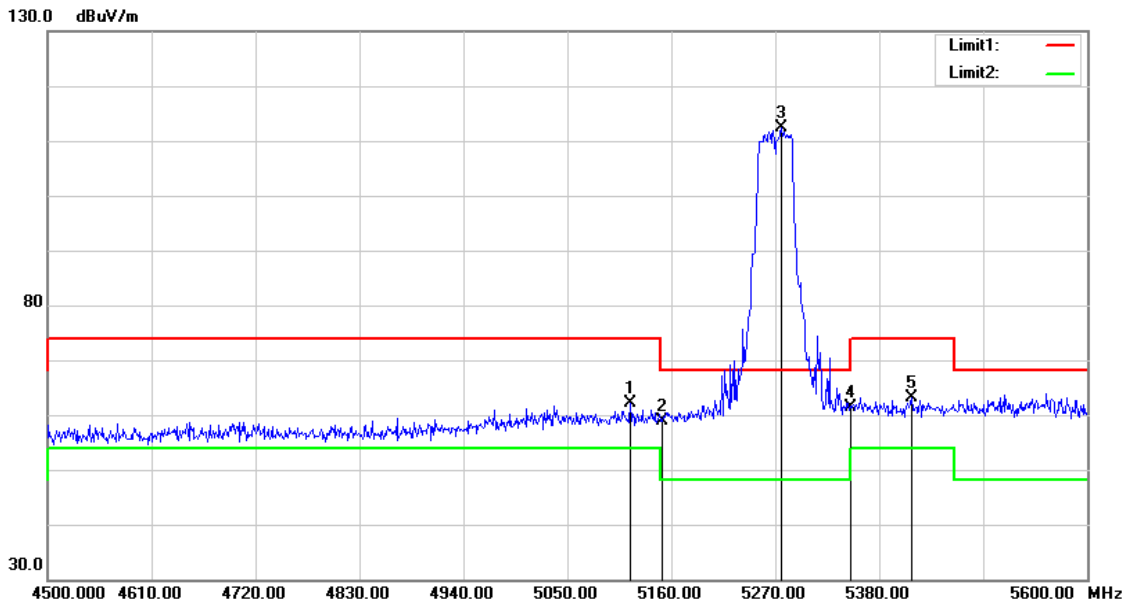

No.	Frequency (MHz)	Reading (dBuV)	Correct Factor (dB/m)	Result (dBuV/m)	Limit (dBuV/m)	Margin (dB)	Remark
1	5116.000	62.25	-0.15	62.10	74.00	-11.90	peak
2	5150.000	59.06	-0.08	58.98	74.00	-15.02	peak
3	5276.600	112.25	0.15	112.40	68.20	44.20	peak
4	5350.000	61.09	0.30	61.39	74.00	-12.61	peak
5	5414.100	62.75	0.41	63.16	74.00	-10.84	peak

Note:1.Result (dBuV/m) = Correct Factor (dB/m) + Reading(dBuV).

2.Correction factor (dB/m) = Antenna Factor (dB/m) + Cable loss (dB) – Pre-Amplifier gain (dB).

3.When the peak results are less than average limit, so not need to evaluate the average.

Standard:	FCC Part 15.407	Test Distance:	3 m
Test item:	Band edge		
Frequency:	5310 MHz		
Mode:	Mode 4		
Ant.Polar.:	Horizontal		

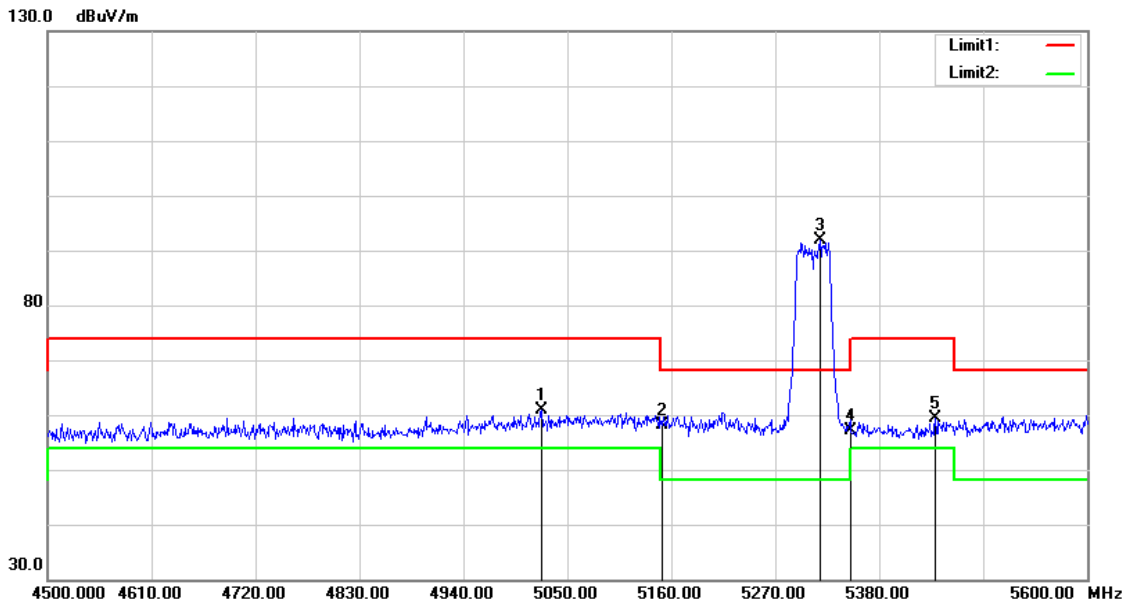

No.	Frequency (MHz)	Reading (dBuV)	Correct Factor (dB/m)	Result (dBuV/m)	Limit (dBuV/m)	Margin (dB)	Remark
1	5022.500	61.22	-0.31	60.91	74.00	-13.09	peak
2	5150.000	58.17	-0.08	58.09	74.00	-15.91	peak
3	5317.300	91.71	0.23	91.94	68.20	23.74	peak
4	5350.000	56.88	0.30	57.18	74.00	-16.82	peak
5	5439.400	58.99	0.46	59.45	74.00	-14.55	peak

Note:1.Result (dBuV/m) = Correct Factor (dB/m) + Reading(dBuV).

2.Correction factor (dB/m) = Antenna Factor (dB/m) + Cable loss (dB) – Pre-Amplifier gain (dB).

3.When the peak results are less than average limit, so not need to evaluate the average.

Standard:	FCC Part 15.407	Test Distance:	3 m
Test item:	Band edge		
Frequency:	5310 MHz		
Mode:	Mode 4		
Ant.Polar.:	Vertical		

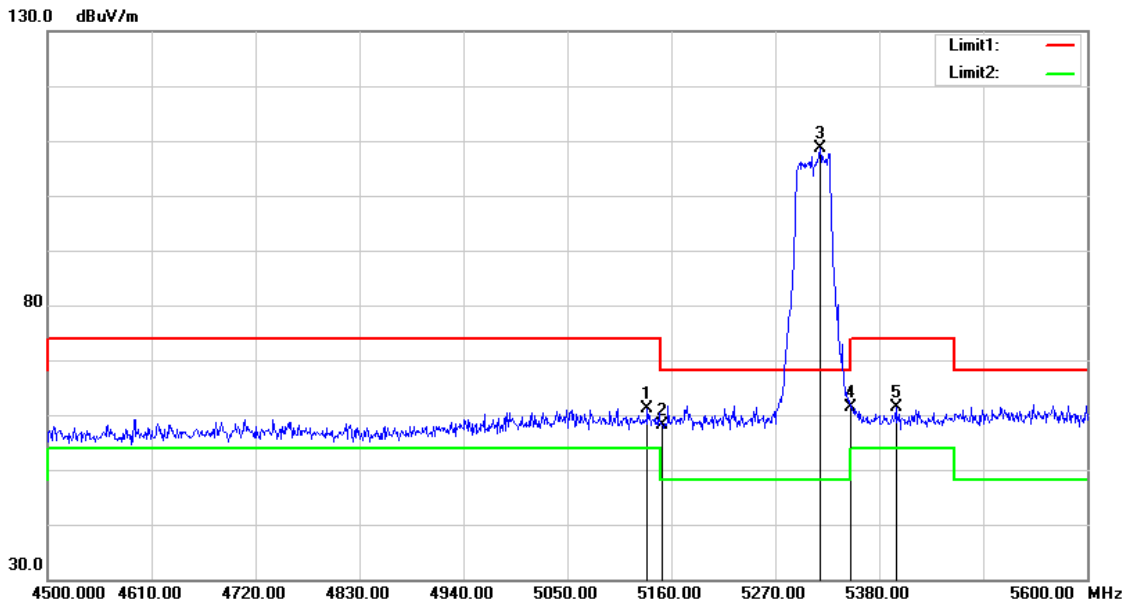

No.	Frequency (MHz)	Reading (dBuV)	Correct Factor (dB/m)	Result (dBuV/m)	Limit (dBuV/m)	Margin (dB)	Remark
1	5134.700	61.15	-0.10	61.05	74.00	-12.95	peak
2	5150.000	58.17	-0.08	58.09	74.00	-15.91	peak
3	5317.300	108.34	0.23	108.57	68.20	40.37	peak
4	5350.000	61.02	0.30	61.32	74.00	-12.68	peak
5	5397.600	60.95	0.39	61.34	74.00	-12.66	peak

Note:1.Result (dBuV/m) = Correct Factor (dB/m) + Reading(dBuV).

2.Correction factor (dB/m) = Antenna Factor (dB/m) + Cable loss (dB) – Pre-Amplifier gain (dB).

3.When the peak results are less than average limit, so not need to evaluate the average.

Standard:	FCC Part 15.407	Test Distance:	3 m
Test item:	Band edge		
Frequency:	5510 MHz		
Mode:	Mode 4		
Ant.Polar.:	Horizontal		

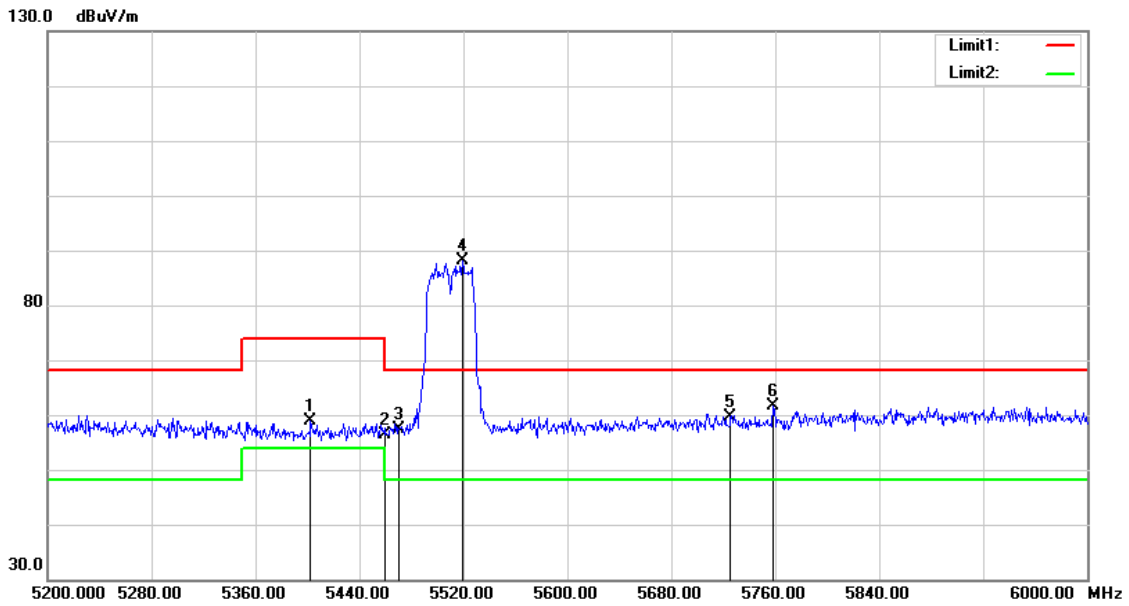

No.	Frequency (MHz)	Reading (dBuV)	Correct Factor (dB/m)	Result (dBuV/m)	Limit (dBuV/m)	Margin (dB)	Remark
1	5402.400	58.41	0.39	58.80	74.00	-15.20	peak
2	5460.000	55.79	0.51	56.30	74.00	-17.70	peak
3	5470.000	56.75	0.52	57.27	68.20	-10.93	peak
4	5519.200	87.40	0.62	88.02	68.20	19.82	peak
5	5725.000	58.57	1.18	59.75	68.20	-8.45	peak
6	5758.400	60.25	1.27	61.52	68.20	-6.68	peak

Note:1.Result (dBuV/m) = Correct Factor (dB/m) + Reading(dBuV).

2.Correction factor (dB/m) = Antenna Factor (dB/m) + Cable loss (dB) – Pre-Amplifier gain (dB).

3.When the peak results are less than average limit, so not need to evaluate the average.

Standard:	FCC Part 15.407	Test Distance:	3 m
Test item:	Band edge		
Frequency:	5510 MHz		
Mode:	Mode 4		
Ant.Polar.:	Vertical		

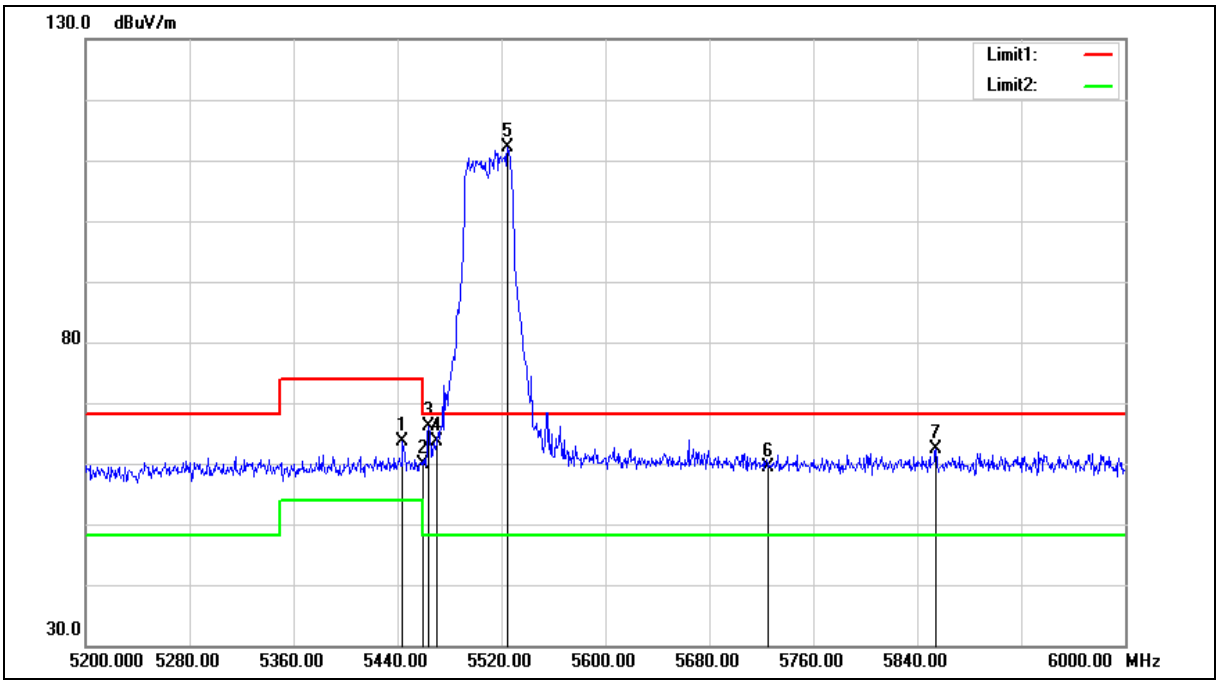

Standard:	FCC Part 15.407	Test Distance:	3 m
Test item:	Band edge		
Frequency:	5510 MHz		
Mode:	Mode 4		
Ant.Polar.:	Vertical		

No.	Frequency (MHz)	Reading (dBuV)	Correct Factor (dB/m)	Result (dBuV/m)	Limit (dBuV/m)	Margin (dB)	Remark
1	5444.000	63.13	0.47	63.60	74.00	-10.40	peak
2	5460.000	59.40	0.51	59.91	74.00	-14.09	peak
3	5464.000	65.73	0.51	66.24	68.20	-1.96	peak
4	5470.000	63.21	0.52	63.73	68.20	-4.47	peak
5	5524.800	111.40	0.64	112.04	68.20	43.84	peak
6	5725.000	58.17	1.18	59.35	68.20	-8.85	peak
7	5854.400	60.95	1.53	62.48	68.20	-5.72	peak

Note:1.Result (dBuV/m) = Correct Factor (dB/m) + Reading(dBuV).

2.Correction factor (dB/m) = Antenna Factor (dB/m) + Cable loss (dB) – Pre-Amplifier gain (dB).

3.When the peak results are less than average limit, so not need to evaluate the average.

Standard:	FCC Part 15.407	Test Distance:	3 m
Test item:	Band edge		
Frequency:	5550 MHz		
Mode:	Mode 4		
Ant.Polar.:	Horizontal		

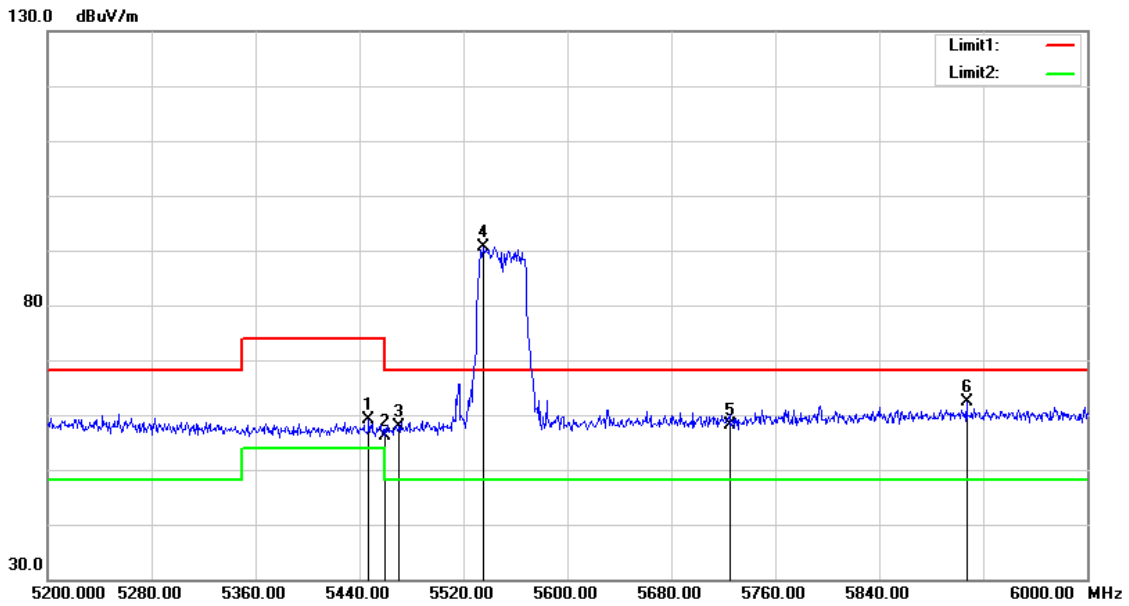

No.	Frequency (MHz)	Reading (dBuV)	Correct Factor (dB/m)	Result (dBuV/m)	Limit (dBuV/m)	Margin (dB)	Remark
1	5447.200	58.67	0.48	59.15	74.00	-14.85	peak
2	5460.000	55.72	0.51	56.23	74.00	-17.77	peak
3	5470.000	57.46	0.52	57.98	68.20	-10.22	peak
4	5535.200	90.08	0.67	90.75	68.20	22.55	peak
5	5725.000	56.91	1.18	58.09	68.20	-10.11	peak
6	5907.200	60.79	1.67	62.46	68.20	-5.74	peak

Note:1.Result (dBuV/m) = Correct Factor (dB/m) + Reading(dBuV).

2.Correction factor (dB/m) = Antenna Factor (dB/m) + Cable loss (dB) – Pre-Amplifier gain (dB).

3.When the peak results are less than average limit, so not need to evaluate the average.

Standard:	FCC Part 15.407	Test Distance:	3 m
Test item:	Band edge		
Frequency:	5550 MHz		
Mode:	Mode 4		
Ant.Polar.:	Vertical		

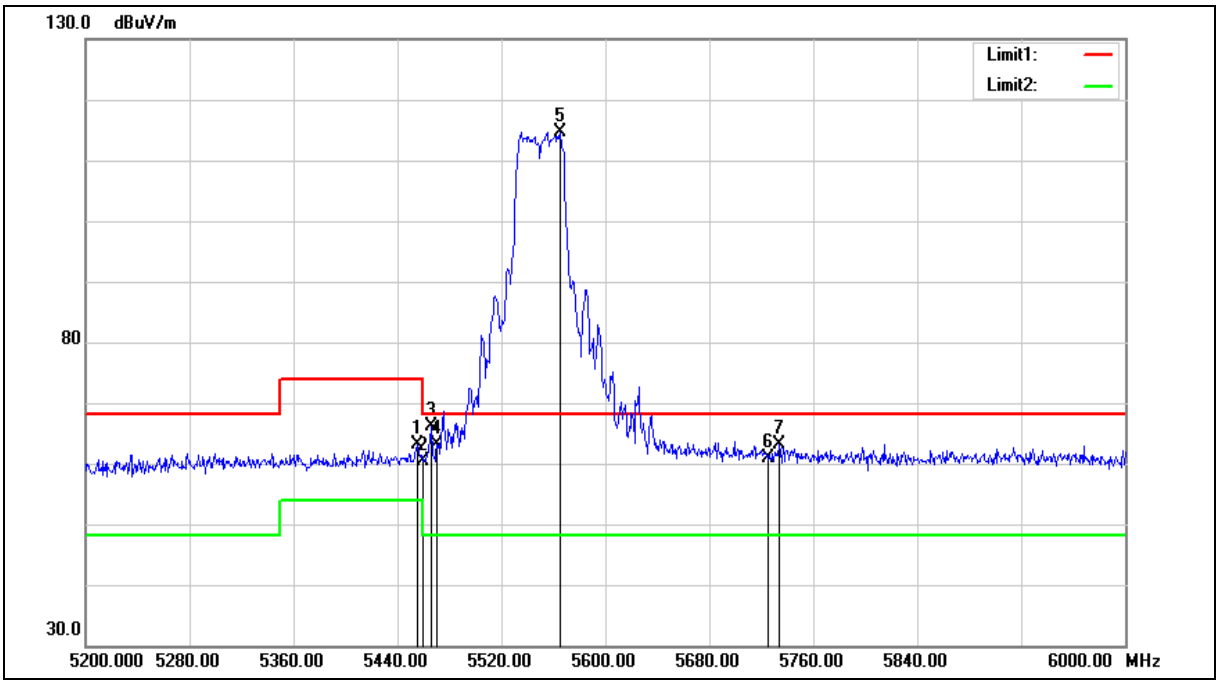

Standard:	FCC Part 15.407	Test Distance:	3 m
Test item:	Band edge		
Frequency:	5550 MHz		
Mode:	Mode 4		
Ant.Polar.:	Vertical		

No.	Frequency (MHz)	Reading (dBuV)	Correct Factor (dB/m)	Result (dBuV/m)	Limit (dBuV/m)	Margin (dB)	Remark
1	5455.200	62.73	0.48	63.21	74.00	-10.79	peak
2	5460.000	59.95	0.51	60.46	74.00	-13.54	peak
3	5466.400	65.53	0.51	66.04	68.20	-2.16	peak
4	5470.000	62.50	0.52	63.02	68.20	-5.18	peak
5	5564.800	113.91	0.75	114.66	68.20	46.46	peak
6	5725.000	59.79	1.18	60.97	68.20	-7.23	peak
7	5733.600	61.92	1.21	63.13	68.20	-5.07	peak

Note:1.Result (dBuV/m) = Correct Factor (dB/m) + Reading(dBuV).

2.Correction factor (dB/m) = Antenna Factor (dB/m) + Cable loss (dB) – Pre-Amplifier gain (dB).

3.When the peak results are less than average limit, so not need to evaluate the average.

Standard:	FCC Part 15.407	Test Distance:	3 m
Test item:	Band edge		
Frequency:	5670 MHz		
Mode:	Mode 4		
Ant.Polar.:	Horizontal		

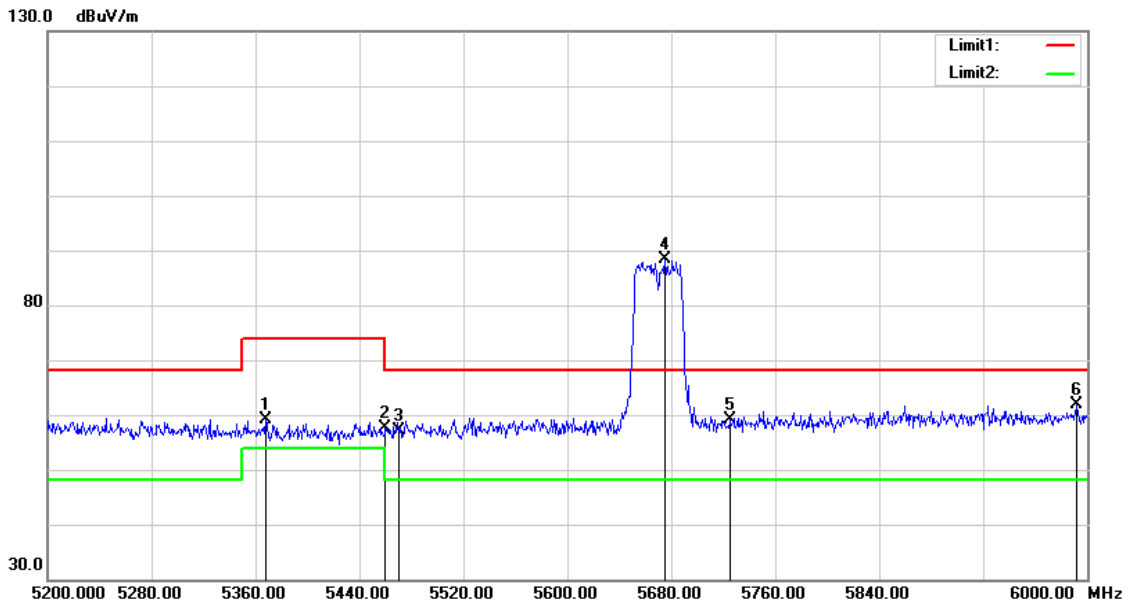

No.	Frequency (MHz)	Reading (dBuV)	Correct Factor (dB/m)	Result (dBuV/m)	Limit (dBuV/m)	Margin (dB)	Remark
1	5368.000	58.71	0.33	59.04	74.00	-14.96	peak
2	5460.000	57.19	0.51	57.70	74.00	-16.30	peak
3	5470.000	56.54	0.52	57.06	68.20	-11.14	peak
4	5675.200	87.22	1.04	88.26	68.20	20.06	peak
5	5725.000	57.88	1.18	59.06	68.20	-9.14	peak
6	5992.000	59.91	1.89	61.80	68.20	-6.40	peak

Note:1.Result (dBuV/m) = Correct Factor (dB/m) + Reading(dBuV).

2.Correction factor (dB/m) = Antenna Factor (dB/m) + Cable loss (dB) – Pre-Amplifier gain (dB).

3.When the peak results are less than average limit, so not need to evaluate the average.

Standard:	FCC Part 15.407	Test Distance:	3 m
Test item:	Band edge		
Frequency:	5670 MHz		
Mode:	Mode 4		
Ant.Polar.:	Vertical		

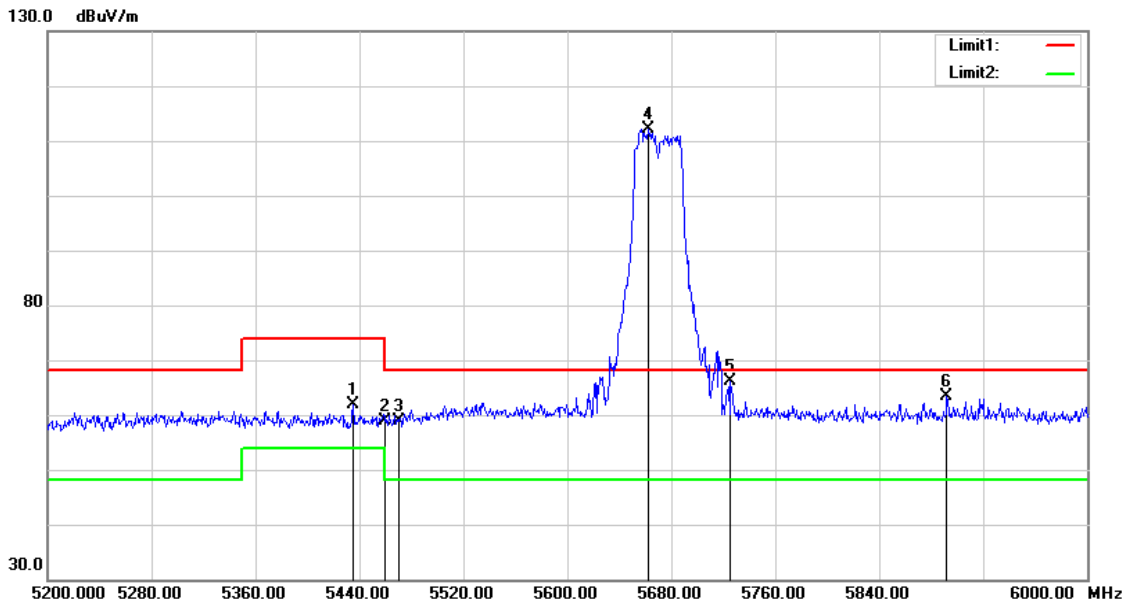

No.	Frequency (MHz)	Reading (dBuV)	Correct Factor (dB/m)	Result (dBuV/m)	Limit (dBuV/m)	Margin (dB)	Remark
1	5435.200	61.46	0.46	61.92	74.00	-12.08	peak
2	5460.000	58.37	0.51	58.88	74.00	-15.12	peak
3	5470.000	58.46	0.52	58.98	68.20	-9.22	peak
4	5662.400	111.11	1.00	112.11	68.20	43.91	peak
5	5725.000	65.00	1.18	66.18	68.20	-2.02	peak
6	5892.000	61.87	1.63	63.50	68.20	-4.70	peak

Note:1.Result (dBuV/m) = Correct Factor (dB/m) + Reading(dBuV).

2.Correction factor (dB/m) = Antenna Factor (dB/m) + Cable loss (dB) – Pre-Amplifier gain (dB).

3.When the peak results are less than average limit, so not need to evaluate the average.

Standard:	FCC Part 15.407	Test Distance:	3 m
Test item:	Band edge		
Frequency:	5755 MHz		
Mode:	Mode 4		
Ant.Polar.:	Horizontal		

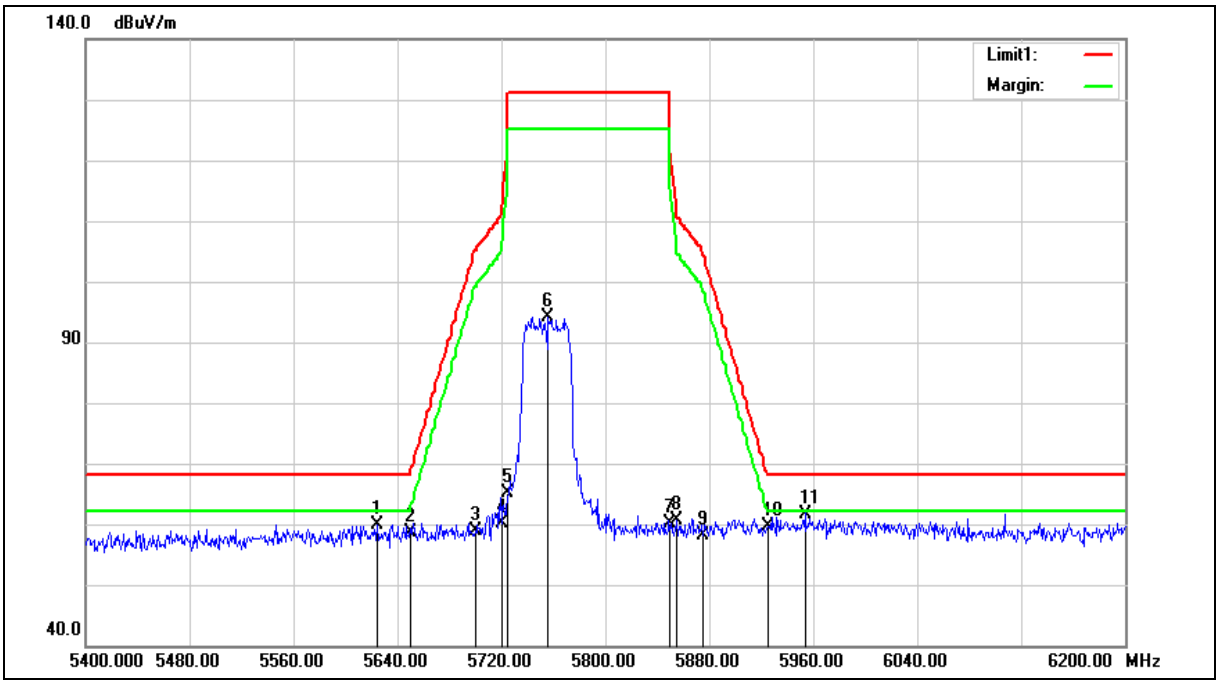

Standard:	FCC Part 15.407	Test Distance:	3 m
Test item:	Band edge		
Frequency:	5755 MHz		
Mode:	Mode 4		
Ant.Polar.:	Horizontal		

No.	Frequency (MHz)	Reading (dBuV)	Correct Factor (dB/m)	Result (dBuV/m)	Limit (dBuV/m)	Margin (dB)	Remark
1	5624.000	59.05	0.91	59.96	68.20	-8.24	peak
2	5650.000	57.69	0.97	58.66	68.20	-9.54	peak
3	5700.000	57.66	1.11	58.77	105.20	-46.43	peak
4	5720.000	58.86	1.17	60.03	110.80	-50.77	peak
5	5725.000	63.94	1.18	65.12	122.20	-57.08	peak
6	5756.000	92.94	1.26	94.20	131.20	-37.00	peak
7	5850.000	58.69	1.52	60.21	122.20	-61.99	peak
8	5855.000	59.08	1.53	60.61	110.80	-50.19	peak
9	5875.000	56.52	1.59	58.11	105.20	-47.09	peak
10	5925.000	57.88	1.72	59.60	68.20	-8.60	peak
11	5953.600	59.96	1.79	61.75	68.20	-6.45	peak

Note:1.Result (dBuV/m) = Correct Factor (dB/m) + Reading(dBuV).

2.Correction factor (dB/m) = Antenna Factor (dB/m) + Cable loss (dB) – Pre-Amplifier gain (dB).

3.When the peak results are less than average limit, so not need to evaluate the average.

Standard:	FCC Part 15.407	Test Distance:	3 m
Test item:	Band edge		
Frequency:	5755 MHz		
Mode:	Mode 4		
Ant.Polar.:	Vertical		

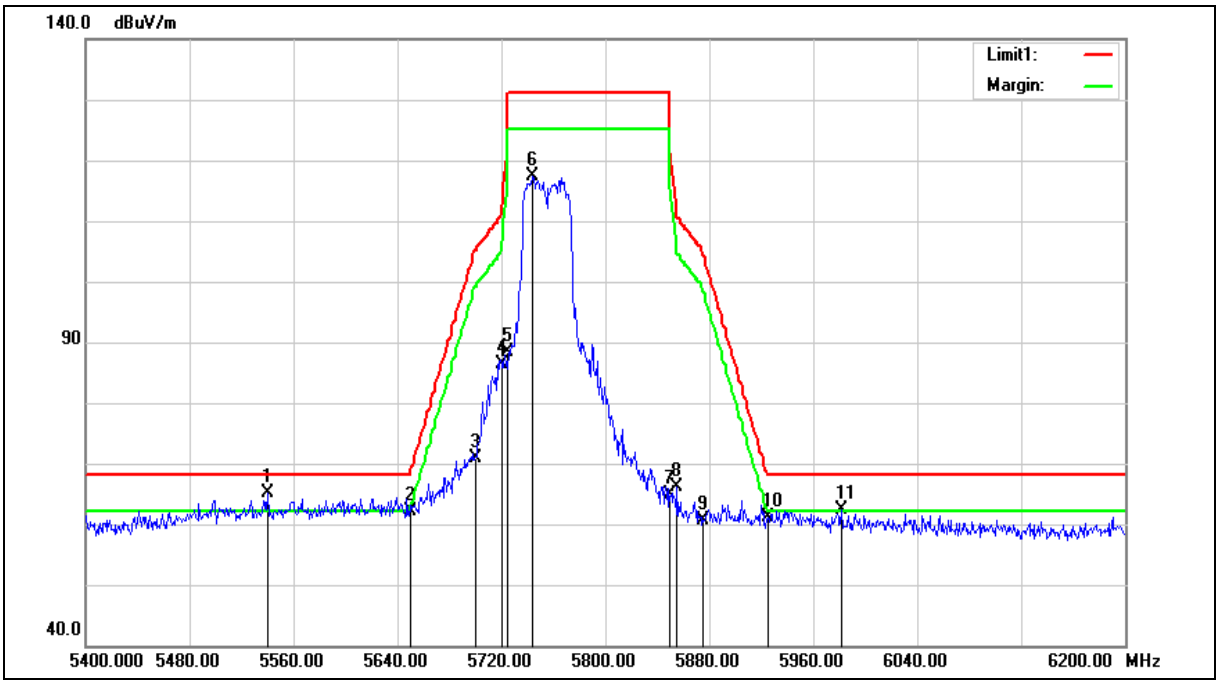

Standard:	FCC Part 15.407	Test Distance:	3 m
Test item:	Band edge		
Frequency:	5755 MHz		
Mode:	Mode 4		
Ant.Polar.:	Vertical		

No.	Frequency (MHz)	Reading (dBuV)	Correct Factor (dB/m)	Result (dBuV/m)	Limit (dBuV/m)	Margin (dB)	Remark
1	5540.000	64.43	0.68	65.11	68.20	-3.09	peak
2	5650.000	61.21	0.97	62.18	68.20	-6.02	peak
3	5700.000	69.89	1.11	71.00	105.20	-34.20	peak
4	5720.000	85.09	1.17	86.26	110.80	-24.54	peak
5	5725.000	87.27	1.18	88.45	122.20	-33.75	peak
6	5744.000	116.15	1.23	117.38	131.20	-13.82	peak
7	5850.000	63.24	1.52	64.76	122.20	-57.44	peak
8	5855.000	64.68	1.53	66.21	110.80	-44.59	peak
9	5875.000	58.92	1.59	60.51	105.20	-44.69	peak
10	5925.000	59.35	1.72	61.07	68.20	-7.13	peak
11	5981.600	60.57	1.88	62.45	68.20	-5.75	peak

Note:1.Result (dBuV/m) = Correct Factor (dB/m) + Reading(dBuV).

2.Correction factor (dB/m) = Antenna Factor (dB/m) + Cable loss (dB) – Pre-Amplifier gain (dB).

3.When the peak results are less than average limit, so not need to evaluate the average.

Standard:	FCC Part 15.407	Test Distance:	3 m
Test item:	Band edge		
Frequency:	5795 MHz		
Mode:	Mode 4		
Ant.Polar.:	Horizontal		

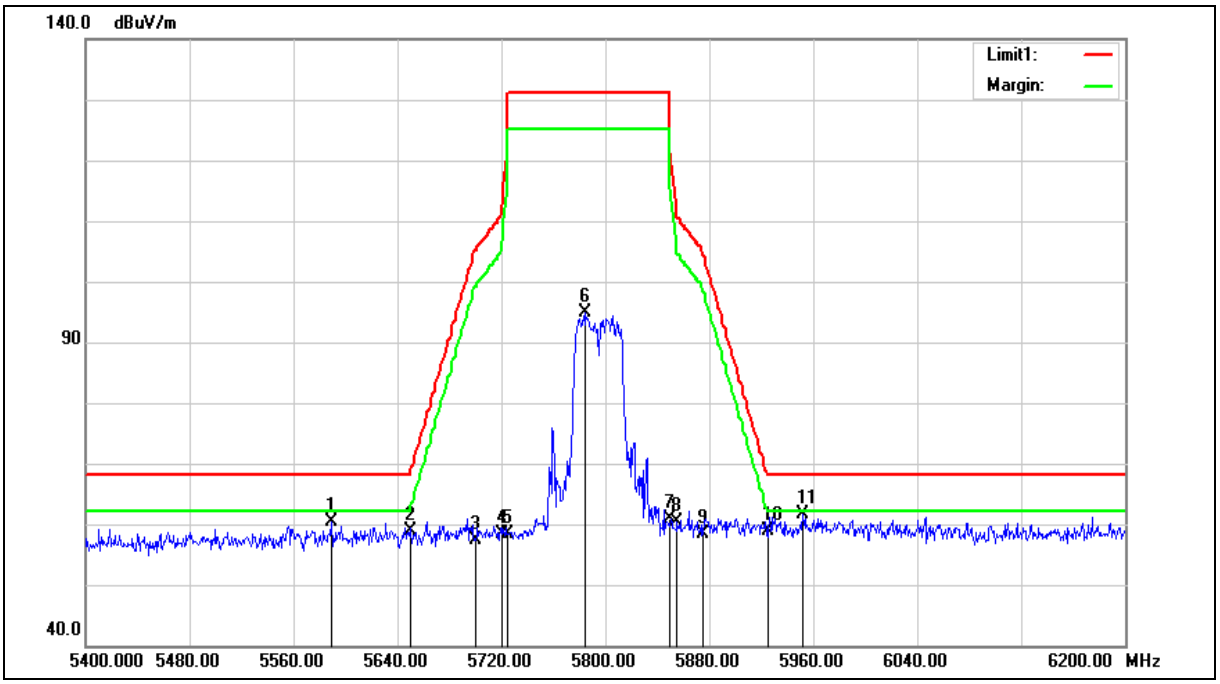

Standard:	FCC Part 15.407	Test Distance:	3 m
Test item:	Band edge		
Frequency:	5795 MHz		
Mode:	Mode 4		
Ant.Polar.:	Horizontal		

No.	Frequency (MHz)	Reading (dBuV)	Correct Factor (dB/m)	Result (dBuV/m)	Limit (dBuV/m)	Margin (dB)	Remark
1	5589.600	59.57	0.82	60.39	68.20	-7.81	peak
2	5650.000	57.92	0.97	58.89	68.20	-9.31	peak
3	5700.000	56.31	1.11	57.42	105.20	-47.78	peak
4	5720.000	57.19	1.17	58.36	110.80	-52.44	peak
5	5725.000	57.21	1.18	58.39	122.20	-63.81	peak
6	5784.800	93.55	1.34	94.89	131.20	-36.31	peak
7	5850.000	59.25	1.52	60.77	122.20	-61.43	peak
8	5855.000	58.73	1.53	60.26	110.80	-50.54	peak
9	5875.000	56.77	1.59	58.36	105.20	-46.84	peak
10	5925.000	57.09	1.72	58.81	68.20	-9.39	peak
11	5952.000	59.95	1.78	61.73	68.20	-6.47	peak

Note:1.Result (dBuV/m) = Correct Factor (dB/m) + Reading(dBuV).

2.Correction factor (dB/m) = Antenna Factor (dB/m) + Cable loss (dB) – Pre-Amplifier gain (dB).

3.When the peak results are less than average limit, so not need to evaluate the average.

Standard:	FCC Part 15.407	Test Distance:	3 m
Test item:	Band edge		
Frequency:	5795 MHz		
Mode:	Mode 4		
Ant.Polar.:	Vertical		

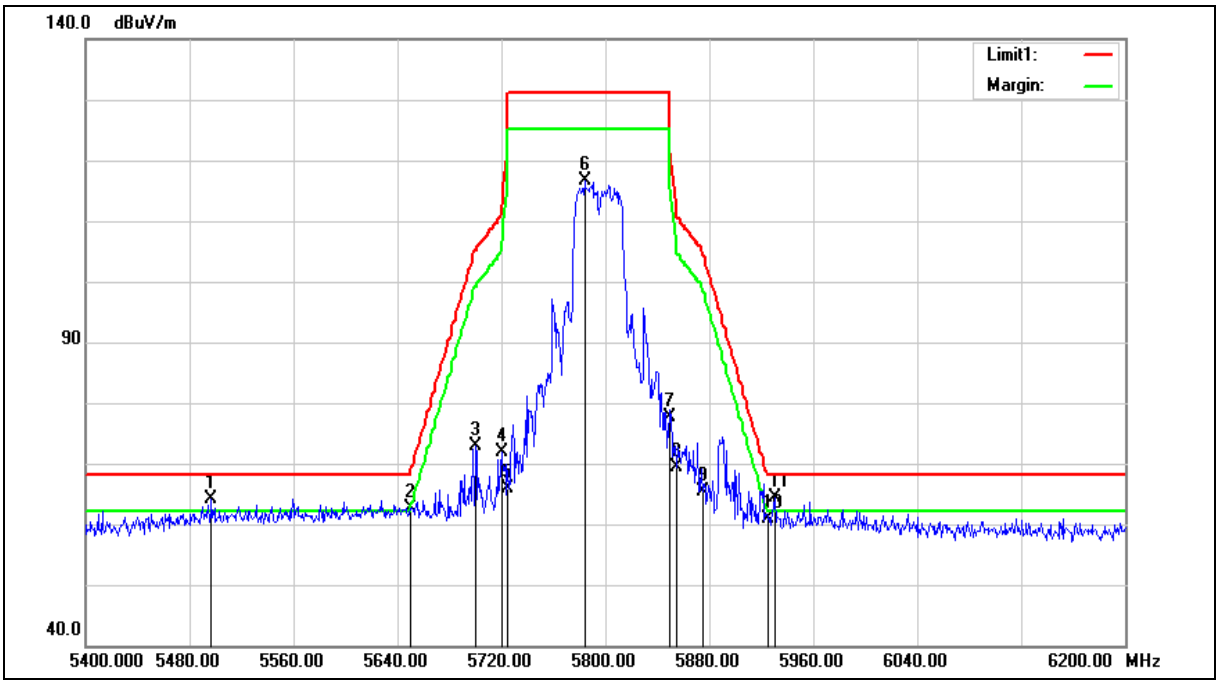

Standard:	FCC Part 15.407	Test Distance:	3 m
Test item:	Band edge		
Frequency:	5795 MHz		
Mode:	Mode 4		
Ant.Polar.:	Vertical		

No.	Frequency (MHz)	Reading (dBuV)	Correct Factor (dB/m)	Result (dBuV/m)	Limit (dBuV/m)	Margin (dB)	Remark
1	5496.800	63.55	0.57	64.12	68.20	-4.08	peak
2	5650.000	61.70	0.97	62.67	68.20	-5.53	peak
3	5700.000	71.73	1.11	72.84	105.20	-32.36	peak
4	5720.000	70.72	1.17	71.89	110.80	-38.91	peak
5	5725.000	64.80	1.18	65.98	122.20	-56.22	peak
6	5784.000	115.25	1.34	116.59	131.20	-14.61	peak
7	5850.000	76.18	1.52	77.70	122.20	-44.50	peak
8	5855.000	67.83	1.53	69.36	110.80	-41.44	peak
9	5875.000	63.87	1.59	65.46	105.20	-39.74	peak
10	5925.000	59.23	1.72	60.95	68.20	-7.25	peak
11	5930.400	62.57	1.74	64.31	68.20	-3.89	peak

Note:1.Result (dBuV/m) = Correct Factor (dB/m) + Reading(dBuV).

2.Correction factor (dB/m) = Antenna Factor (dB/m) + Cable loss (dB) – Pre-Amplifier gain (dB).

3.When the peak results are less than average limit, so not need to evaluate the average.

Average

Standard:	FCC Part 15.407	Test Distance:	3 m
Test item:	Band edge		
Frequency:	5180 MHz		
Mode:	Mode 2		
Ant.Polar.:	Horizontal		

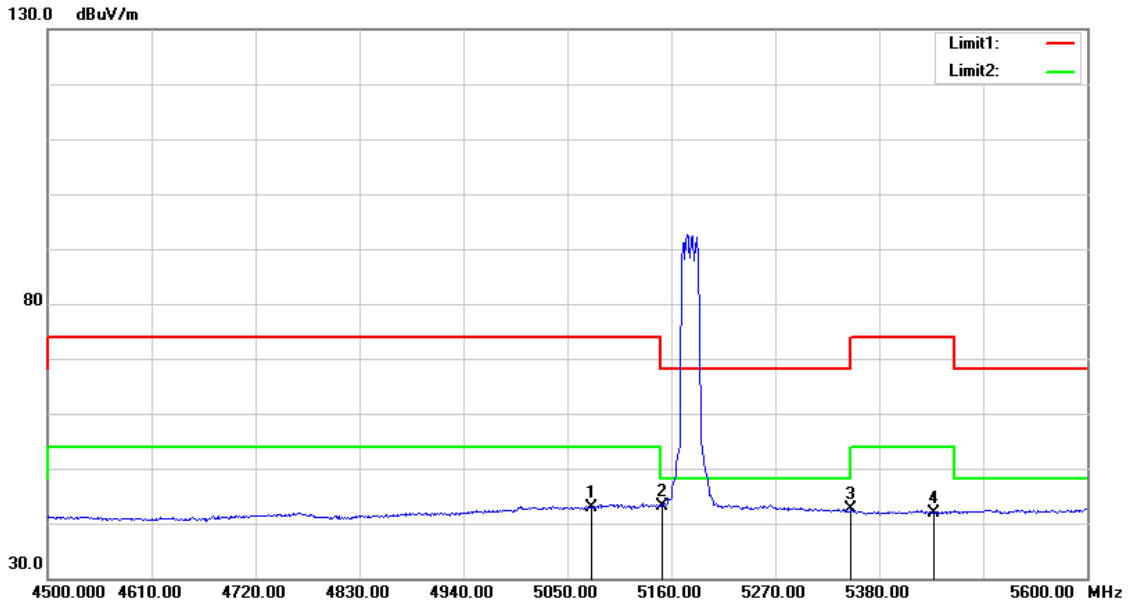

No.	Frequency (MHz)	Reading (dBuV)	Correct Factor (dB/m)	Result (dBuV/m)	Limit (dBuV/m)	Margin (dB)	Remark
1	5075.300	43.10	-0.22	42.88	54.00	-11.12	AVG
2	5150.000	43.32	-0.08	43.24	54.00	-10.76	AVG
3	5350.000	42.21	0.30	42.51	54.00	-11.49	AVG
4	5437.200	41.41	0.46	41.87	54.00	-12.13	AVG

Note:1.Result (dBuV/m) = Correct Factor (dB/m) + Reading(dBuV).

2.Correction factor (dB/m) = Antenna Factor (dB/m) + Cable loss (dB) – Pre-Amplifier gain (dB).

3.When the peak results are less than average limit, so not need to evaluate the average.

Standard:	FCC Part 15.407	Test Distance:	3 m
Test item:	Band edge		
Frequency:	5180 MHz		
Mode:	Mode 2		
Ant.Polar.:	Vertical		

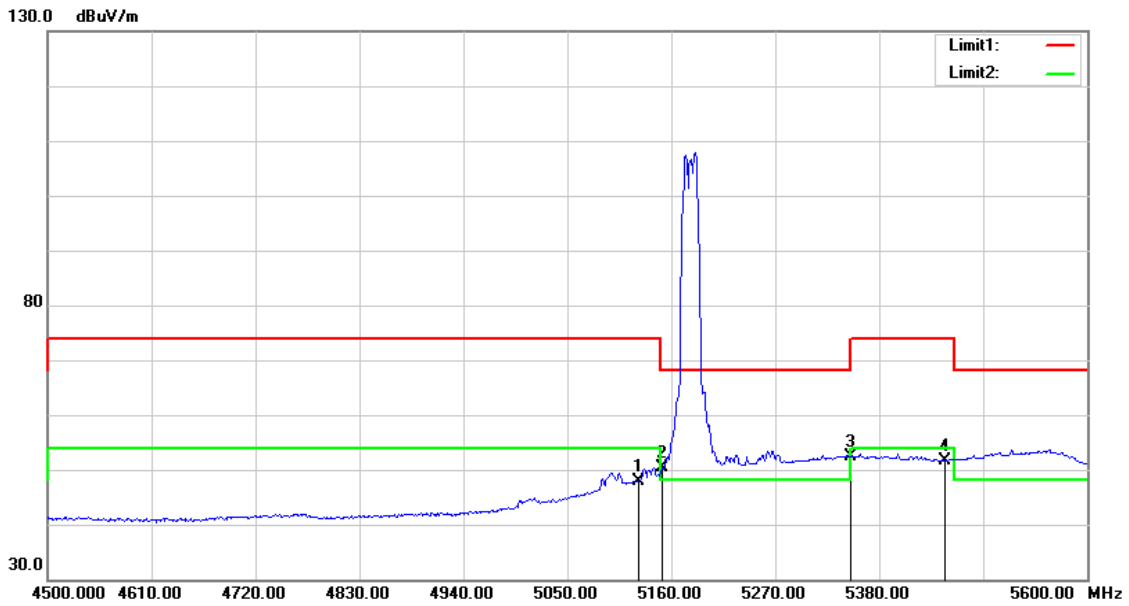

No.	Frequency (MHz)	Reading (dBuV)	Correct Factor (dB/m)	Result (dBuV/m)	Limit (dBuV/m)	Margin (dB)	Remark
1	5125.900	48.12	-0.13	47.99	54.00	-6.01	AVG
2	5150.000	50.39	-0.08	50.31	54.00	-3.69	AVG
3	5350.000	51.96	0.30	52.26	54.00	-1.74	AVG
4	5449.300	51.26	0.48	51.74	54.00	-2.26	AVG

Note:1.Result (dBuV/m) = Correct Factor (dB/m) + Reading(dBuV).

2.Correction factor (dB/m) = Antenna Factor (dB/m) + Cable loss (dB) – Pre-Amplifier gain (dB).

3.When the peak results are less than average limit, so not need to evaluate the average.

Standard:	FCC Part 15.407	Test Distance:	3 m
Test item:	Band edge		
Frequency:	5200 MHz		
Mode:	Mode 2		
Ant.Polar.:	Horizontal		

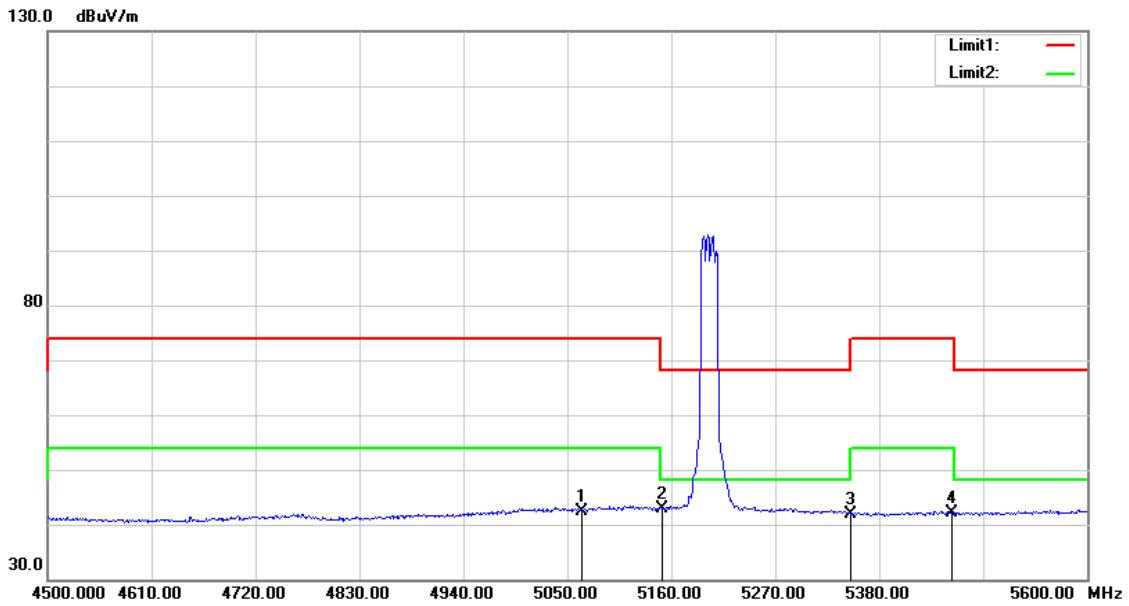

No.	Frequency (MHz)	Reading (dBuV)	Correct Factor (dB/m)	Result (dBuV/m)	Limit (dBuV/m)	Margin (dB)	Remark
1	5065.400	42.64	-0.24	42.40	54.00	-11.60	AVG
2	5150.000	42.98	-0.08	42.90	54.00	-11.10	AVG
3	5350.000	41.65	0.30	41.95	54.00	-12.05	AVG
4	5457.000	41.70	0.50	42.20	54.00	-11.80	AVG

Note:1.Result (dBuV/m) = Correct Factor (dB/m) + Reading(dBuV).

2.Correction factor (dB/m) = Antenna Factor (dB/m) + Cable loss (dB) – Pre-Amplifier gain (dB).

3.When the peak results are less than average limit, so not need to evaluate the average.

Standard:	FCC Part 15.407	Test Distance:	3 m
Test item:	Band edge		
Frequency:	5200 MHz		
Mode:	Mode 2		
Ant.Polar.:	Vertical		

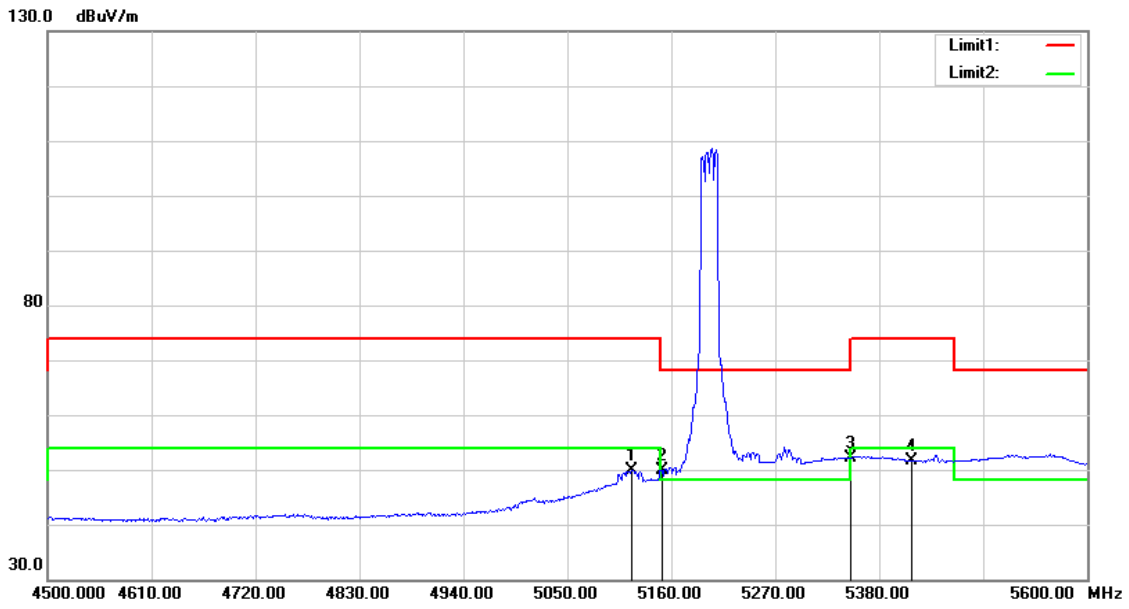

No.	Frequency (MHz)	Reading (dBuV)	Correct Factor (dB/m)	Result (dBuV/m)	Limit (dBuV/m)	Margin (dB)	Remark
1	5118.200	50.07	-0.14	49.93	54.00	-4.07	AVG
2	5150.000	49.84	-0.08	49.76	54.00	-4.24	AVG
3	5350.000	51.79	0.30	52.09	54.00	-1.91	AVG
4	5414.100	51.33	0.41	51.74	54.00	-2.26	AVG

Note:1.Result (dBuV/m) = Correct Factor (dB/m) + Reading(dBuV).

2.Correction factor (dB/m) = Antenna Factor (dB/m) + Cable loss (dB) – Pre-Amplifier gain (dB).

3.When the peak results are less than average limit, so not need to evaluate the average.

Standard:	FCC Part 15.407	Test Distance:	3 m
Test item:	Band edge		
Frequency:	5240 MHz		
Mode:	Mode 2		
Ant.Polar.:	Horizontal		

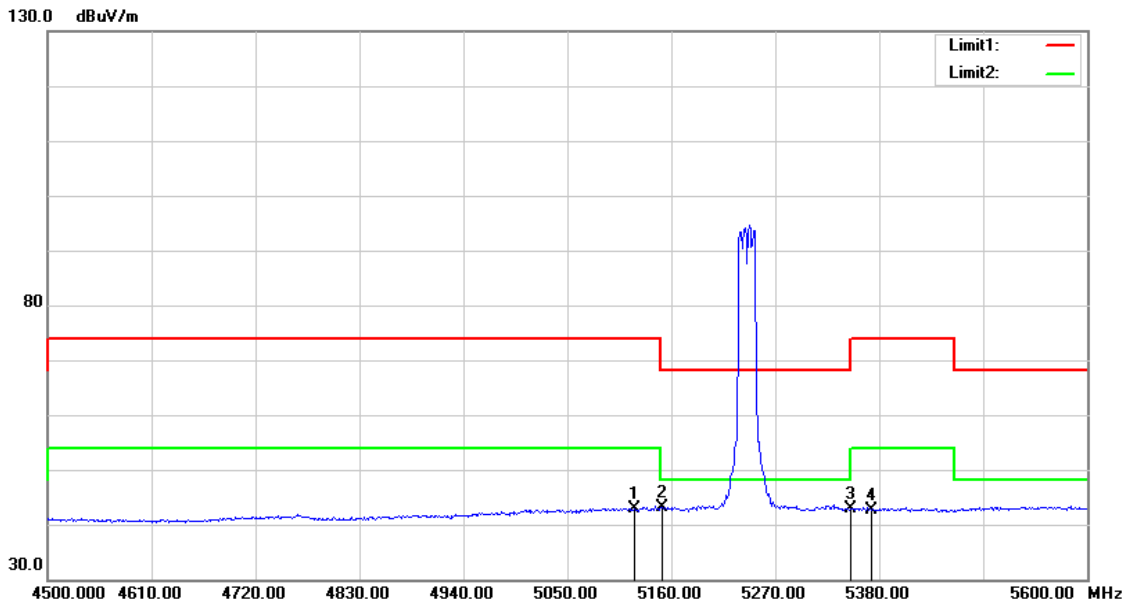

No.	Frequency (MHz)	Reading (dBuV)	Correct Factor (dB/m)	Result (dBuV/m)	Limit (dBuV/m)	Margin (dB)	Remark
1	5121.500	42.97	-0.13	42.84	54.00	-11.16	AVG
2	5150.000	43.15	-0.08	43.07	54.00	-10.93	AVG
3	5350.000	42.55	0.30	42.85	54.00	-11.15	AVG
4	5371.200	42.35	0.34	42.69	54.00	-11.31	AVG

Note:1.Result (dBuV/m) = Correct Factor (dB/m) + Reading(dBuV).

2.Correction factor (dB/m) = Antenna Factor (dB/m) + Cable loss (dB) – Pre-Amplifier gain (dB).

3.When the peak results are less than average limit, so not need to evaluate the average.

Standard:	FCC Part 15.407	Test Distance:	3 m
Test item:	Band edge		
Frequency:	5240 MHz		
Mode:	Mode 2		
Ant.Polar.:	Vertical		

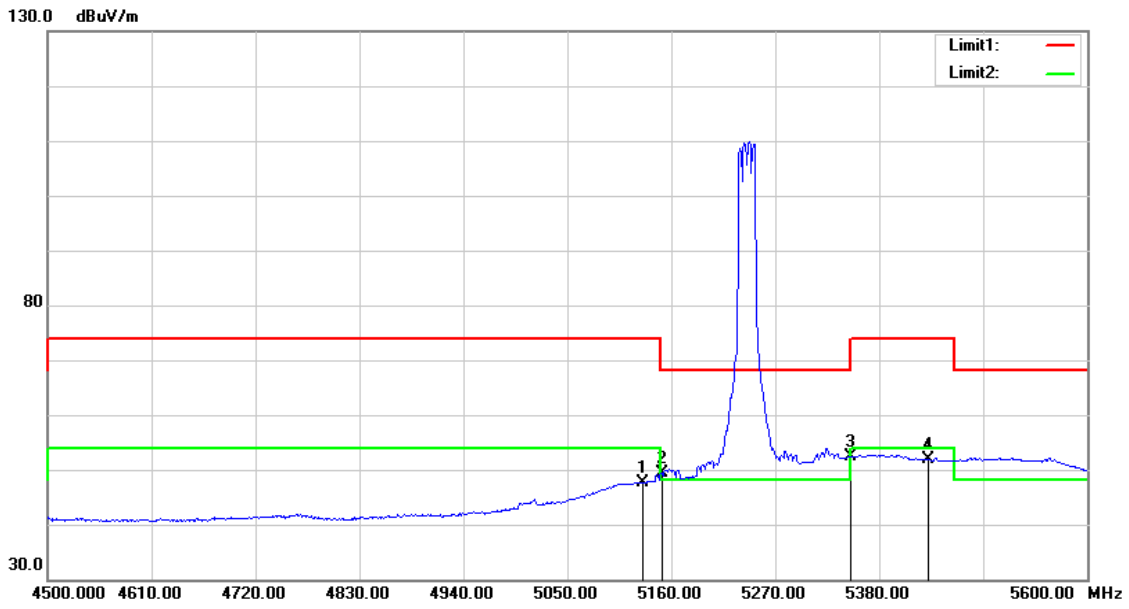

No.	Frequency (MHz)	Reading (dBuV)	Correct Factor (dB/m)	Result (dBuV/m)	Limit (dBuV/m)	Margin (dB)	Remark
1	5129.200	47.72	-0.13	47.59	54.00	-6.41	AVG
2	5150.000	49.47	-0.08	49.39	54.00	-4.61	AVG
3	5350.000	52.07	0.30	52.37	54.00	-1.63	AVG
4	5431.700	51.36	0.46	51.82	54.00	-2.18	AVG

Note:1.Result (dBuV/m) = Correct Factor (dB/m) + Reading(dBuV).

2.Correction factor (dB/m) = Antenna Factor (dB/m) + Cable loss (dB) – Pre-Amplifier gain (dB).

3.When the peak results are less than average limit, so not need to evaluate the average.

Standard:	FCC Part 15.407	Test Distance:	3 m
Test item:	Band edge		
Frequency:	5260 MHz		
Mode:	Mode 2		
Ant.Polar.:	Horizontal		

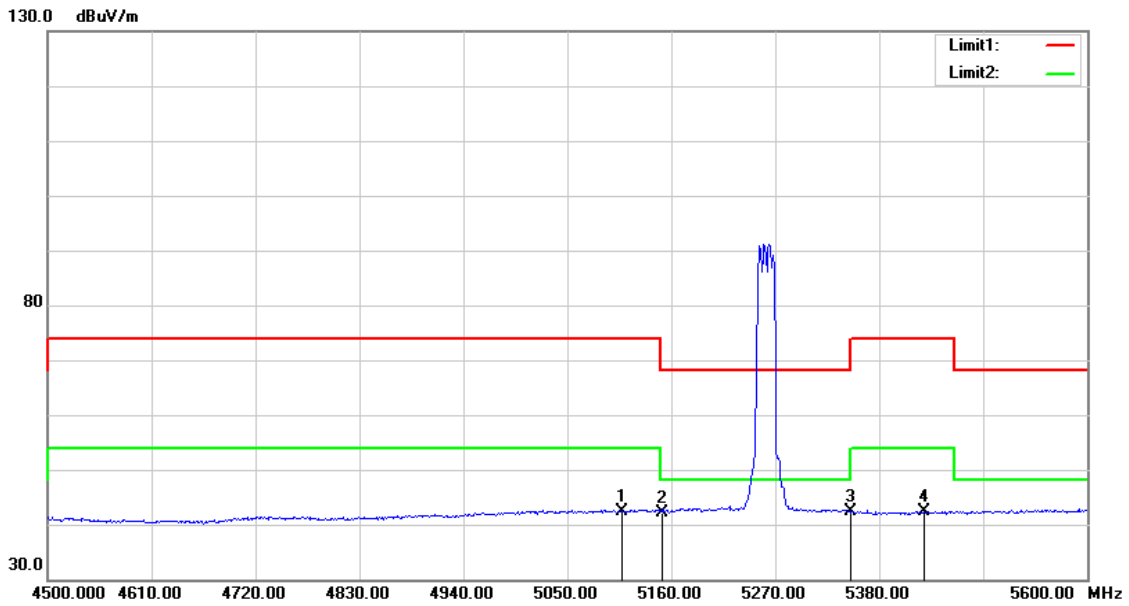

No.	Frequency (MHz)	Reading (dBuV)	Correct Factor (dB/m)	Result (dBuV/m)	Limit (dBuV/m)	Margin (dB)	Remark
1	5108.300	42.60	-0.15	42.45	54.00	-11.55	AVG
2	5150.000	42.33	-0.08	42.25	54.00	-11.75	AVG
3	5350.000	42.12	0.30	42.42	54.00	-11.58	AVG
4	5427.300	41.82	0.44	42.26	54.00	-11.74	AVG

Note:1.Result (dBuV/m) = Correct Factor (dB/m) + Reading(dBuV).

2.Correction factor (dB/m) = Antenna Factor (dB/m) + Cable loss (dB) – Pre-Amplifier gain (dB).

3.When the peak results are less than average limit, so not need to evaluate the average.

Standard:	FCC Part 15.407	Test Distance:	3 m
Test item:	Band edge		
Frequency:	5260 MHz		
Mode:	Mode 2		
Ant.Polar.:	Vertical		

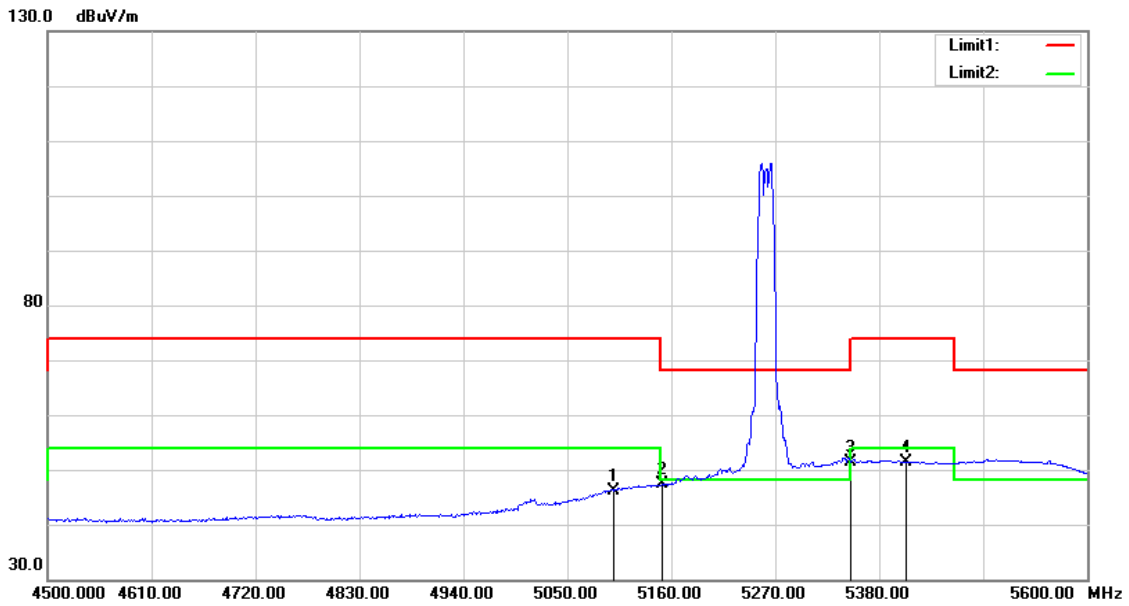

No.	Frequency (MHz)	Reading (dBuV)	Correct Factor (dB/m)	Result (dBuV/m)	Limit (dBuV/m)	Margin (dB)	Remark
1	5098.400	46.39	-0.18	46.21	54.00	-7.79	AVG
2	5150.000	47.35	-0.08	47.27	54.00	-6.73	AVG
3	5350.000	51.01	0.30	51.31	54.00	-2.69	AVG
4	5408.600	50.85	0.41	51.26	54.00	-2.74	AVG

Note:1.Result (dBuV/m) = Correct Factor (dB/m) + Reading(dBuV).

2.Correction factor (dB/m) = Antenna Factor (dB/m) + Cable loss (dB) – Pre-Amplifier gain (dB).

3.When the peak results are less than average limit, so not need to evaluate the average.

Standard:	FCC Part 15.407	Test Distance:	3 m
Test item:	Band edge		
Frequency:	5280 MHz		
Mode:	Mode 2		
Ant.Polar.:	Horizontal		

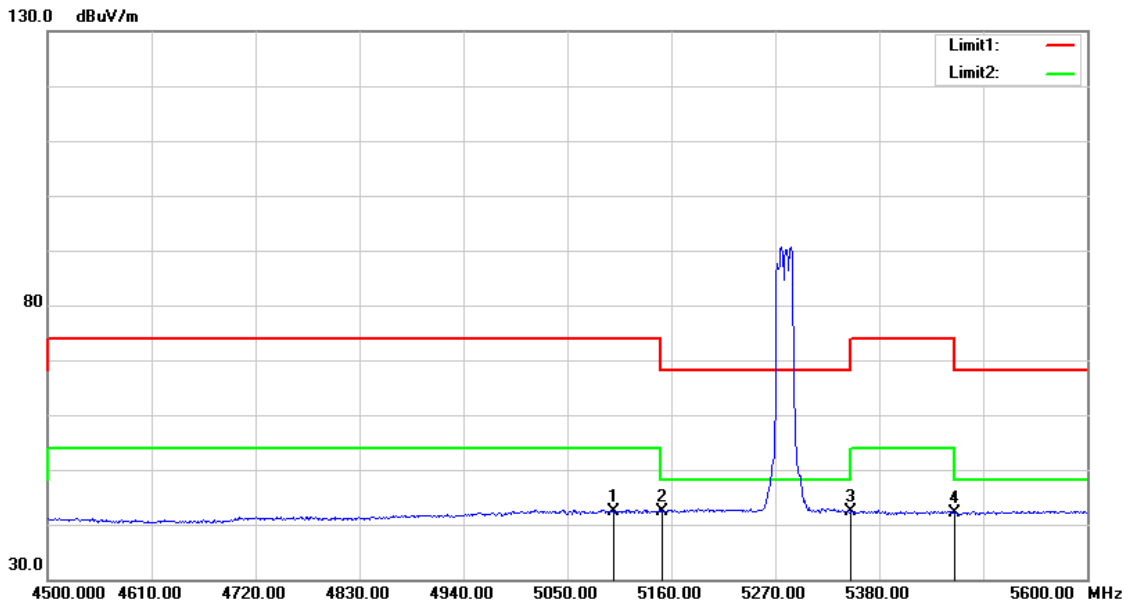

No.	Frequency (MHz)	Reading (dBuV)	Correct Factor (dB/m)	Result (dBuV/m)	Limit (dBuV/m)	Margin (dB)	Remark
1	5099.500	42.51	-0.18	42.33	54.00	-11.67	AVG
2	5150.000	42.51	-0.08	42.43	54.00	-11.57	AVG
3	5350.000	41.99	0.30	42.29	54.00	-11.71	AVG
4	5459.200	41.52	0.51	42.03	54.00	-11.97	AVG

Note:1.Result (dBuV/m) = Correct Factor (dB/m) + Reading(dBuV).

2.Correction factor (dB/m) = Antenna Factor (dB/m) + Cable loss (dB) – Pre-Amplifier gain (dB).

3.When the peak results are less than average limit, so not need to evaluate the average.

Standard:	FCC Part 15.407	Test Distance:	3 m
Test item:	Band edge		
Frequency:	5280 MHz		
Mode:	Mode 2		
Ant.Polar.:	Vertical		

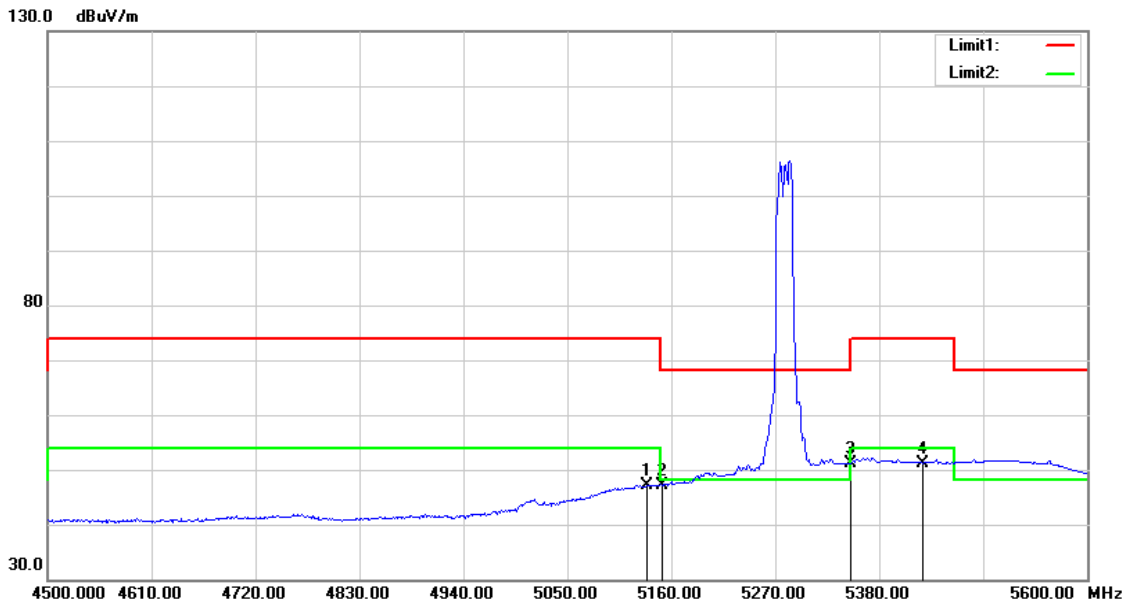

No.	Frequency (MHz)	Reading (dBuV)	Correct Factor (dB/m)	Result (dBuV/m)	Limit (dBuV/m)	Margin (dB)	Remark
1	5134.700	47.14	-0.10	47.04	54.00	-6.96	AVG
2	5150.000	47.23	-0.08	47.15	54.00	-6.85	AVG
3	5350.000	50.93	0.30	51.23	54.00	-2.77	AVG
4	5426.200	50.81	0.43	51.24	54.00	-2.76	AVG

Note:1.Result (dBuV/m) = Correct Factor (dB/m) + Reading(dBuV).

2.Correction factor (dB/m) = Antenna Factor (dB/m) + Cable loss (dB) – Pre-Amplifier gain (dB).

3.When the peak results are less than average limit, so not need to evaluate the average.

Standard:	FCC Part 15.407	Test Distance:	3 m
Test item:	Band edge		
Frequency:	5320 MHz		
Mode:	Mode 2		
Ant.Polar.:	Horizontal		

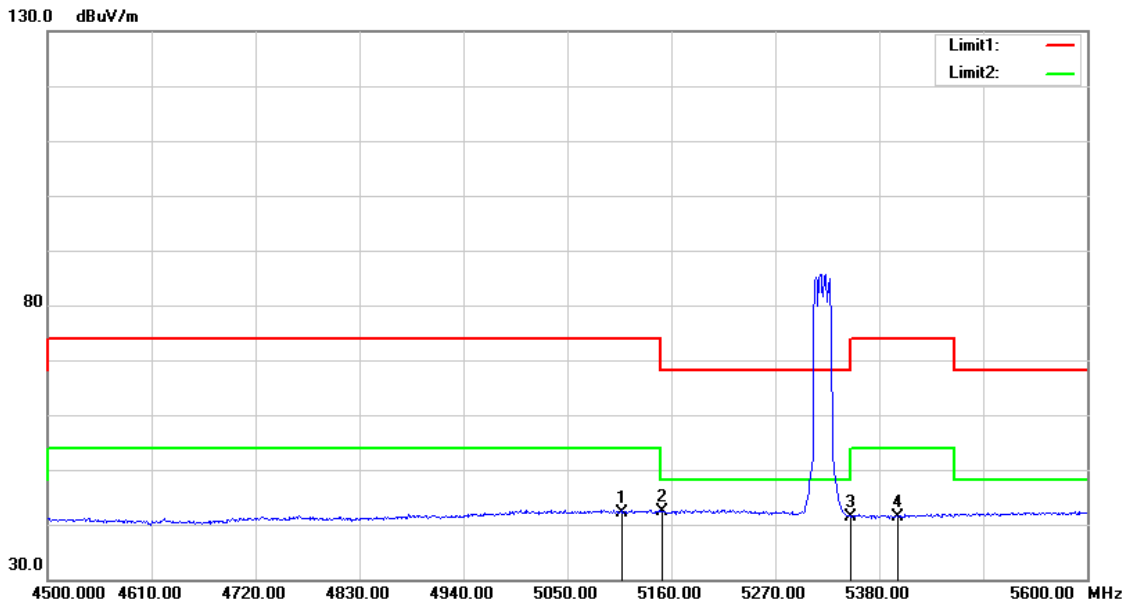

No.	Frequency (MHz)	Reading (dBuV)	Correct Factor (dB/m)	Result (dBuV/m)	Limit (dBuV/m)	Margin (dB)	Remark
1	5108.300	42.28	-0.15	42.13	54.00	-11.87	AVG
2	5150.000	42.55	-0.08	42.47	54.00	-11.53	AVG
3	5350.000	41.19	0.30	41.49	54.00	-12.51	AVG
4	5399.800	41.10	0.39	41.49	54.00	-12.51	AVG

Note:1.Result (dBuV/m) = Correct Factor (dB/m) + Reading(dBuV).

2.Correction factor (dB/m) = Antenna Factor (dB/m) + Cable loss (dB) – Pre-Amplifier gain (dB).

3.When the peak results are less than average limit, so not need to evaluate the average.

Standard:	FCC Part 15.407	Test Distance:	3 m
Test item:	Band edge		
Frequency:	5320 MHz		
Mode:	Mode 2		
Ant.Polar.:	Vertical		

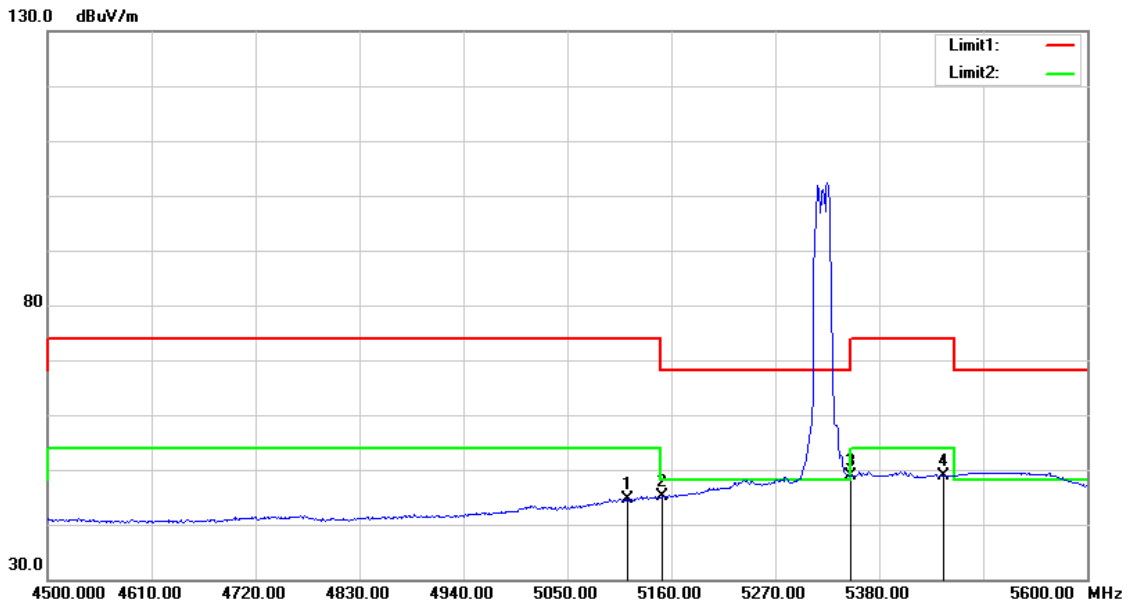

No.	Frequency (MHz)	Reading (dBuV)	Correct Factor (dB/m)	Result (dBuV/m)	Limit (dBuV/m)	Margin (dB)	Remark
1	5113.800	44.69	-0.15	44.54	54.00	-9.46	AVG
2	5150.000	45.24	-0.08	45.16	54.00	-8.84	AVG
3	5350.000	48.58	0.30	48.88	54.00	-5.12	AVG
4	5448.200	48.31	0.48	48.79	54.00	-5.21	AVG

Note:1.Result (dBuV/m) = Correct Factor (dB/m) + Reading(dBuV).

2.Correction factor (dB/m) = Antenna Factor (dB/m) + Cable loss (dB) – Pre-Amplifier gain (dB).

3.When the peak results are less than average limit, so not need to evaluate the average.

Standard:	FCC Part 15.407	Test Distance:	3 m
Test item:	Band edge		
Frequency:	5500 MHz		
Mode:	Mode 2		
Ant.Polar.:	Horizontal		

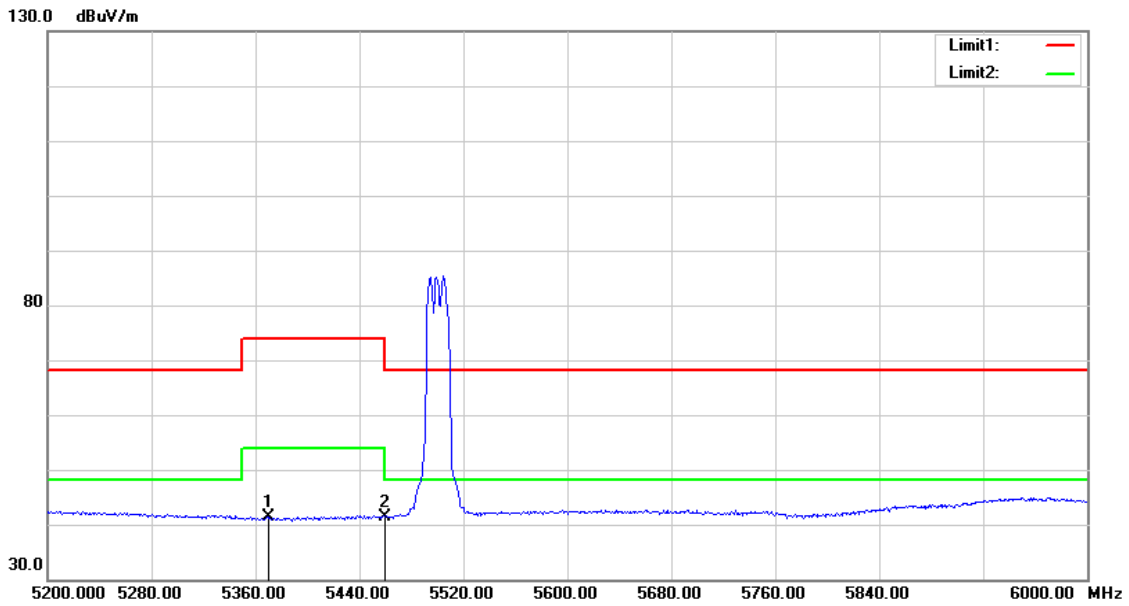

No.	Frequency (MHz)	Reading (dBuV)	Correct Factor (dB/m)	Result (dBuV/m)	Limit (dBuV/m)	Margin (dB)	Remark
1	5369.600	40.92	0.34	41.26	54.00	-12.74	AVG
2	5460.000	40.98	0.51	41.49	54.00	-12.51	AVG

Note:1.Result (dBuV/m) = Correct Factor (dB/m) + Reading(dBuV).

2.Correction factor (dB/m) = Antenna Factor (dB/m) + Cable loss (dB) – Pre-Amplifier gain (dB).

3.When the peak results are less than average limit, so not need to evaluate the average.

Standard:	FCC Part 15.407	Test Distance:	3 m
Test item:	Band edge		
Frequency:	5500 MHz		
Mode:	Mode 2		
Ant.Polar.:	Vertical		

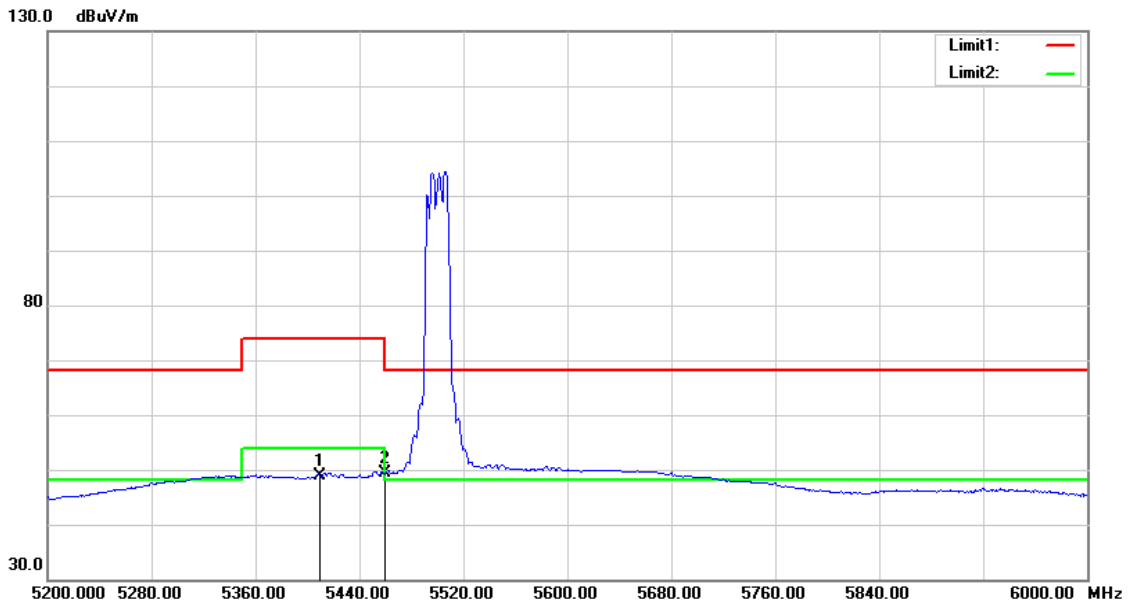

No.	Frequency (MHz)	Reading (dBuV)	Correct Factor (dB/m)	Result (dBuV/m)	Limit (dBuV/m)	Margin (dB)	Remark
1	5409.600	48.39	0.41	48.80	54.00	-5.20	AVG
2	5460.000	48.80	0.51	49.31	54.00	-4.69	AVG

Note:1.Result (dBuV/m) = Correct Factor (dB/m) + Reading(dBuV).

2.Correction factor (dB/m) = Antenna Factor (dB/m) + Cable loss (dB) – Pre-Amplifier gain (dB).

3.When the peak results are less than average limit, so not need to evaluate the average.

Standard:	FCC Part 15.407	Test Distance:	3 m
Test item:	Band edge		
Frequency:	5560 MHz		
Mode:	Mode 2		
Ant.Polar.:	Horizontal		

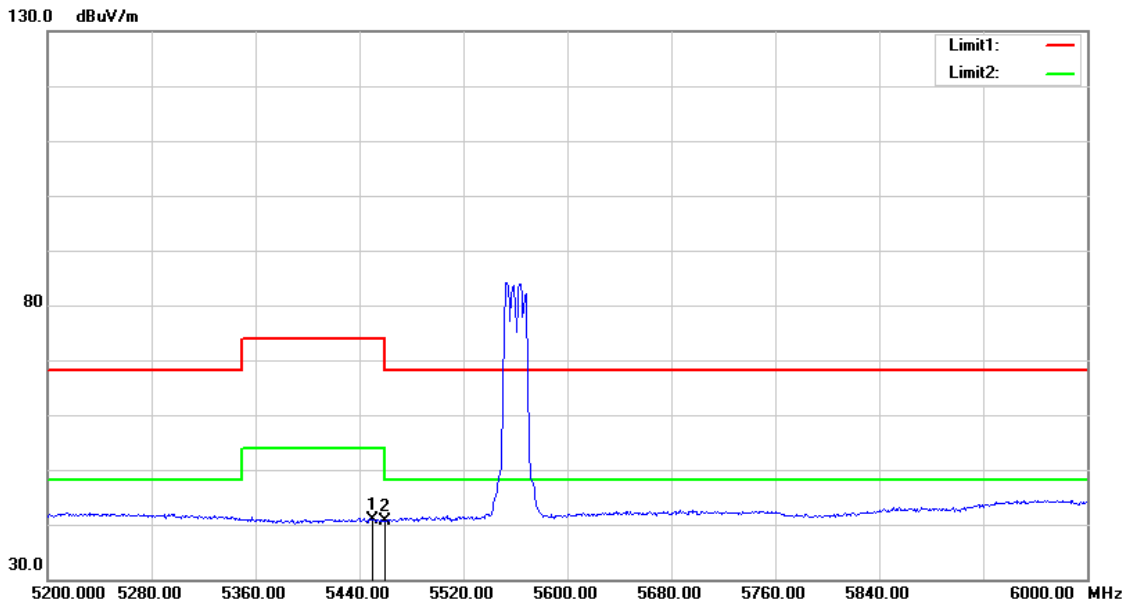

No.	Frequency (MHz)	Reading (dBuV)	Correct Factor (dB/m)	Result (dBuV/m)	Limit (dBuV/m)	Margin (dB)	Remark
1	5449.600	40.50	0.48	40.98	54.00	-13.02	AVG
2	5460.000	40.09	0.51	40.60	54.00	-13.40	AVG

Note:1.Result (dBuV/m) = Correct Factor (dB/m) + Reading(dBuV).

2.Correction factor (dB/m) = Antenna Factor (dB/m) + Cable loss (dB) – Pre-Amplifier gain (dB).

3.When the peak results are less than average limit, so not need to evaluate the average.

Standard:	FCC Part 15.407	Test Distance:	3 m
Test item:	Band edge		
Frequency:	5560 MHz		
Mode:	Mode 2		
Ant.Polar.:	Vertical		

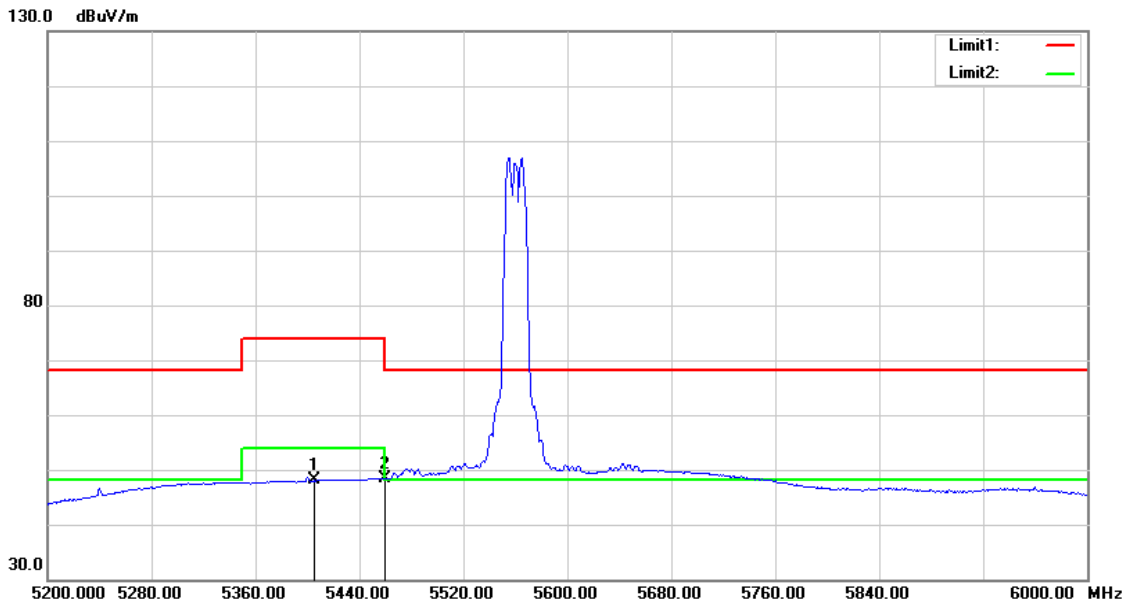

No.	Frequency (MHz)	Reading (dBuV)	Correct Factor (dB/m)	Result (dBuV/m)	Limit (dBuV/m)	Margin (dB)	Remark
1	5404.800	47.62	0.40	48.02	54.00	-5.98	AVG
2	5460.000	47.88	0.51	48.39	54.00	-5.61	AVG

Note:1.Result (dBuV/m) = Correct Factor (dB/m) + Reading(dBuV).

2.Correction factor (dB/m) = Antenna Factor (dB/m) + Cable loss (dB) – Pre-Amplifier gain (dB).

3.When the peak results are less than average limit, so not need to evaluate the average.

Standard:	FCC Part 15.407	Test Distance:	3 m
Test item:	Band edge		
Frequency:	5700 MHz		
Mode:	Mode 2		
Ant.Polar.:	Horizontal		

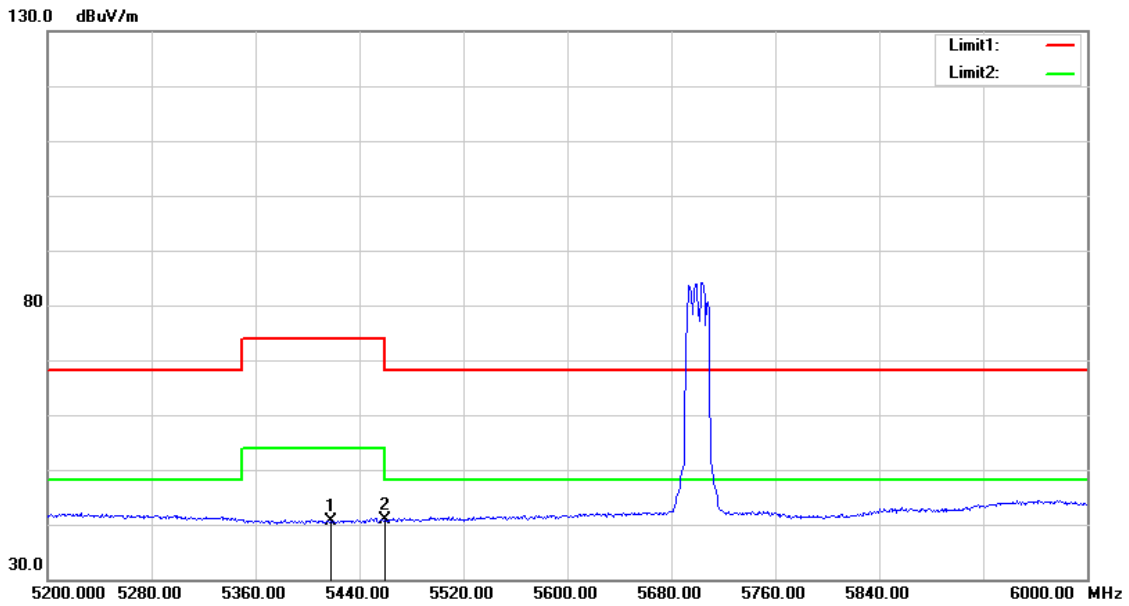

No.	Frequency (MHz)	Reading (dBuV)	Correct Factor (dB/m)	Result (dBuV/m)	Limit (dBuV/m)	Margin (dB)	Remark
1	5417.600	40.13	0.41	40.54	54.00	-13.46	AVG
2	5460.000	40.42	0.51	40.93	54.00	-13.07	AVG

Note:1.Result (dBuV/m) = Correct Factor (dB/m) + Reading(dBuV).

2.Correction factor (dB/m) = Antenna Factor (dB/m) + Cable loss (dB) – Pre-Amplifier gain (dB).

3.When the peak results are less than average limit, so not need to evaluate the average.

Standard:	FCC Part 15.407	Test Distance:	3 m
Test item:	Band edge		
Frequency:	5700 MHz		
Mode:	Mode 2		
Ant.Polar.:	Vertical		

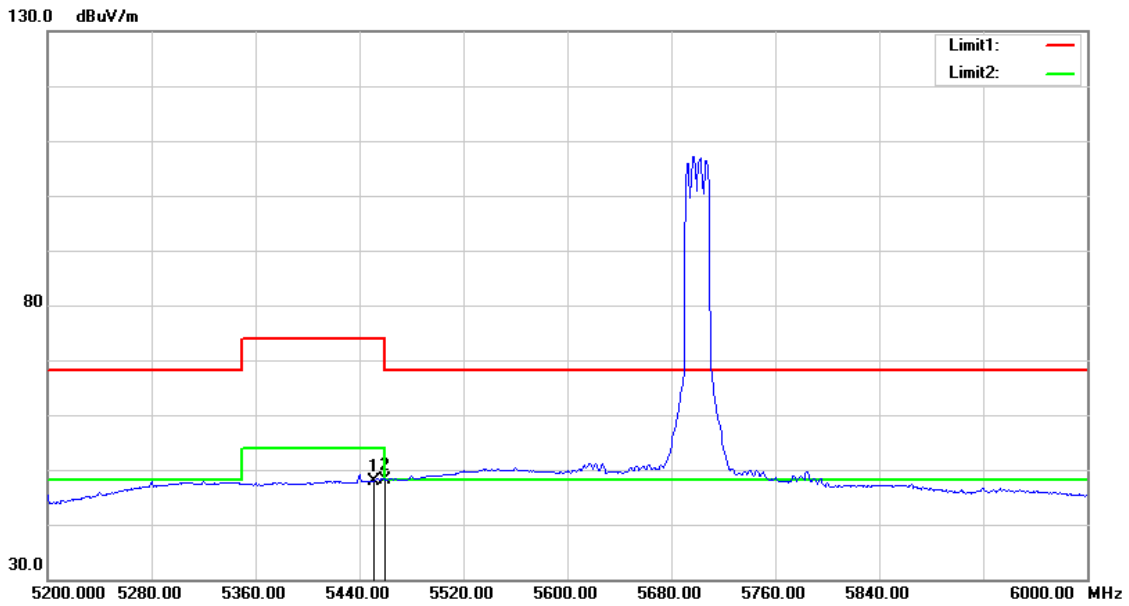

No.	Frequency (MHz)	Reading (dBuV)	Correct Factor (dB/m)	Result (dBuV/m)	Limit (dBuV/m)	Margin (dB)	Remark
1	5451.200	47.50	0.48	47.98	54.00	-6.02	AVG
2	5460.000	47.67	0.51	48.18	54.00	-5.82	AVG

Note:1.Result (dBuV/m) = Correct Factor (dB/m) + Reading(dBuV).

2.Correction factor (dB/m) = Antenna Factor (dB/m) + Cable loss (dB) – Pre-Amplifier gain (dB).

3.When the peak results are less than average limit, so not need to evaluate the average.

Standard:	FCC Part 15.407	Test Distance:	3 m
Test item:	Band edge		
Frequency:	5180 MHz		
Mode:	Mode 3		
Ant.Polar.:	Horizontal		

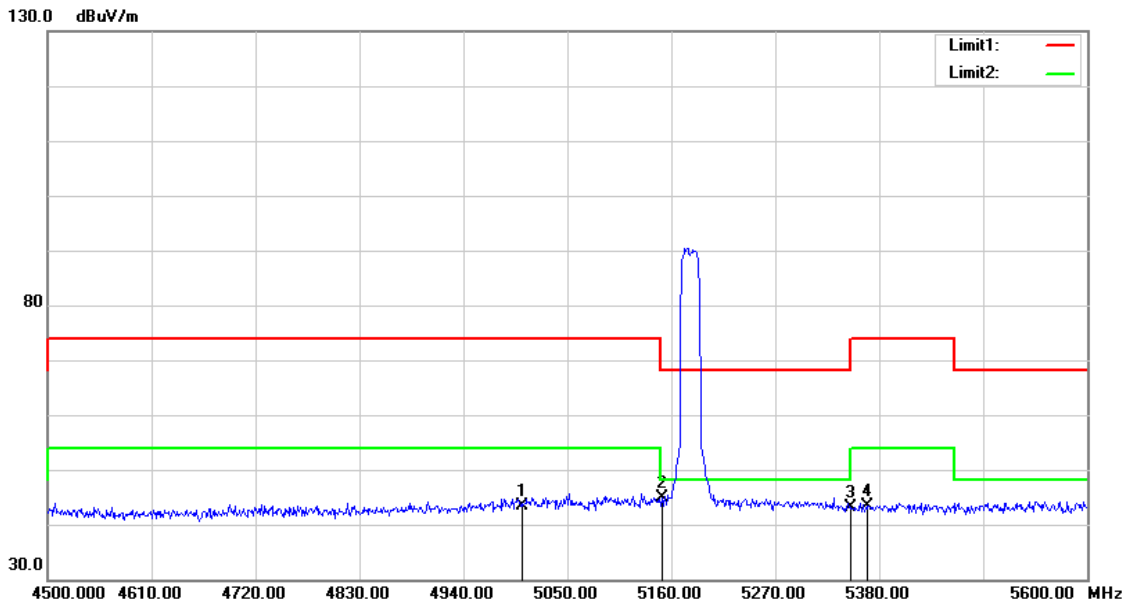

No.	Frequency (MHz)	Reading (dBuV)	Correct Factor (dB/m)	Result (dBuV/m)	Limit (dBuV/m)	Margin (dB)	Remark
1	5002.700	43.62	-0.36	43.26	54.00	-10.74	AVG
2	5150.000	44.85	-0.08	44.77	54.00	-9.23	AVG
3	5350.000	42.90	0.30	43.20	54.00	-10.80	AVG
4	5367.900	42.98	0.33	43.31	54.00	-10.69	AVG

Note:1.Result (dBuV/m) = Correct Factor (dB/m) + Reading(dBuV).

2.Correction factor (dB/m) = Antenna Factor (dB/m) + Cable loss (dB) – Pre-Amplifier gain (dB).

3.When the peak results are less than average limit, so not need to evaluate the average.

Standard:	FCC Part 15.407	Test Distance:	3 m
Test item:	Band edge		
Frequency:	5180 MHz		
Mode:	Mode 3		
Ant.Polar.:	Vertical		

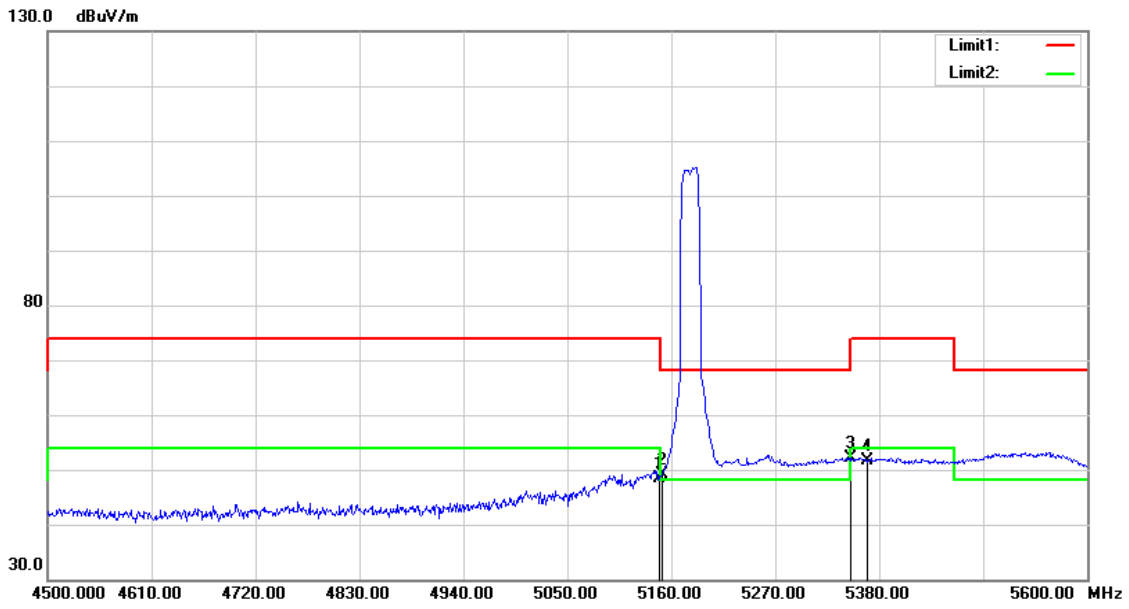

No.	Frequency (MHz)	Reading (dBuV)	Correct Factor (dB/m)	Result (dBuV/m)	Limit (dBuV/m)	Margin (dB)	Remark
1	5146.800	48.34	-0.08	48.26	54.00	-5.74	AVG
2	5150.000	49.19	-0.08	49.11	54.00	-4.89	AVG
3	5350.000	51.90	0.30	52.20	54.00	-1.80	AVG
4	5367.900	51.41	0.33	51.74	54.00	-2.26	AVG

Note:1.Result (dBuV/m) = Correct Factor (dB/m) + Reading(dBuV).

2.Correction factor (dB/m) = Antenna Factor (dB/m) + Cable loss (dB) – Pre-Amplifier gain (dB).

3.When the peak results are less than average limit, so not need to evaluate the average.

Standard:	FCC Part 15.407	Test Distance:	3 m
Test item:	Band edge		
Frequency:	5200 MHz		
Mode:	Mode 3		
Ant.Polar.:	Horizontal		

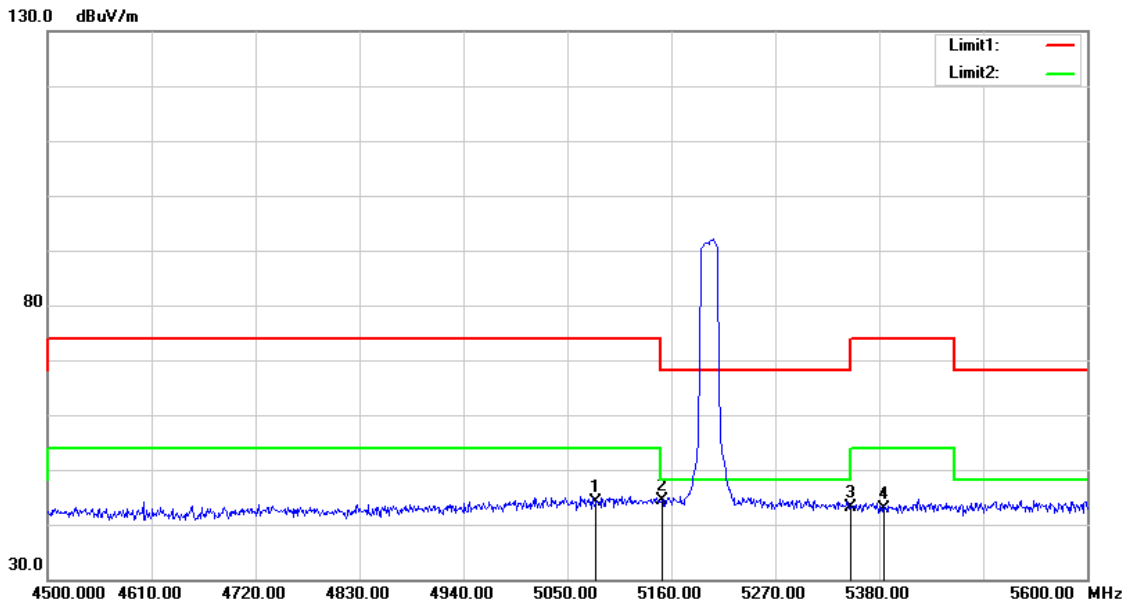

No.	Frequency (MHz)	Reading (dBuV)	Correct Factor (dB/m)	Result (dBuV/m)	Limit (dBuV/m)	Margin (dB)	Remark
1	5079.700	44.30	-0.21	44.09	54.00	-9.91	AVG
2	5150.000	44.41	-0.08	44.33	54.00	-9.67	AVG
3	5350.000	42.95	0.30	43.25	54.00	-10.75	AVG
4	5385.500	42.44	0.36	42.80	54.00	-11.20	AVG

Note:1.Result (dBuV/m) = Correct Factor (dB/m) + Reading(dBuV).

2.Correction factor (dB/m) = Antenna Factor (dB/m) + Cable loss (dB) – Pre-Amplifier gain (dB).

3.When the peak results are less than average limit, so not need to evaluate the average.

Standard:	FCC Part 15.407	Test Distance:	3 m
Test item:	Band edge		
Frequency:	5200 MHz		
Mode:	Mode 3		
Ant.Polar.:	Vertical		

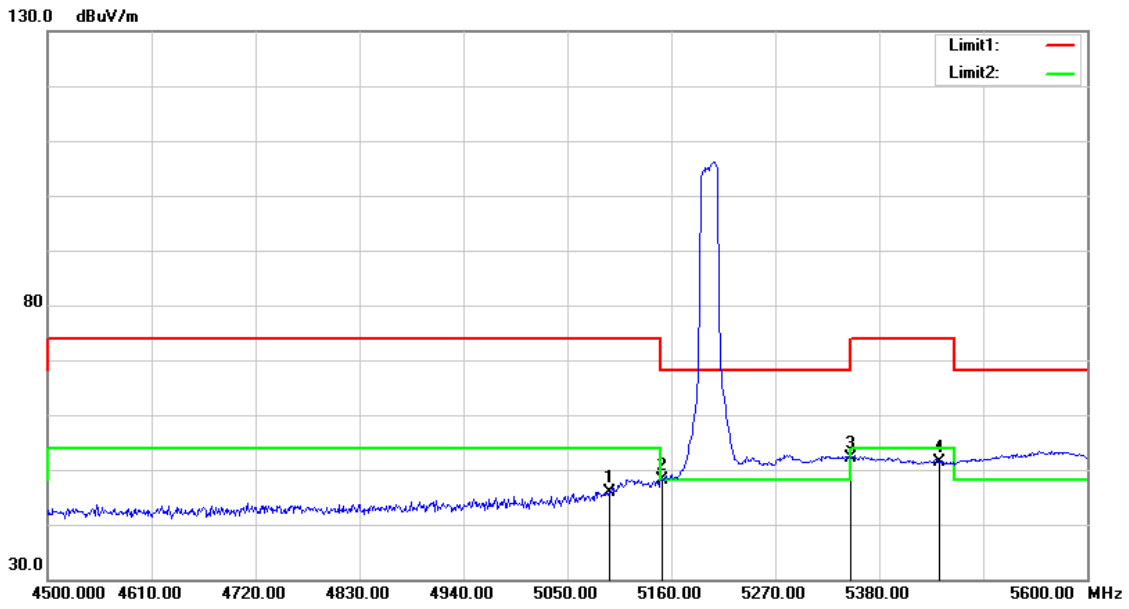

No.	Frequency (MHz)	Reading (dBuV)	Correct Factor (dB/m)	Result (dBuV/m)	Limit (dBuV/m)	Margin (dB)	Remark
1	5094.000	46.06	-0.18	45.88	54.00	-8.12	AVG
2	5150.000	48.26	-0.08	48.18	54.00	-5.82	AVG
3	5350.000	51.85	0.30	52.15	54.00	-1.85	AVG
4	5443.800	50.91	0.47	51.38	54.00	-2.62	AVG

Note:1.Result (dBuV/m) = Correct Factor (dB/m) + Reading(dBuV).

2.Correction factor (dB/m) = Antenna Factor (dB/m) + Cable loss (dB) – Pre-Amplifier gain (dB).

3.When the peak results are less than average limit, so not need to evaluate the average.

Standard:	FCC Part 15.407	Test Distance:	3 m
Test item:	Band edge		
Frequency:	5240 MHz		
Mode:	Mode 3		
Ant.Polar.:	Horizontal		

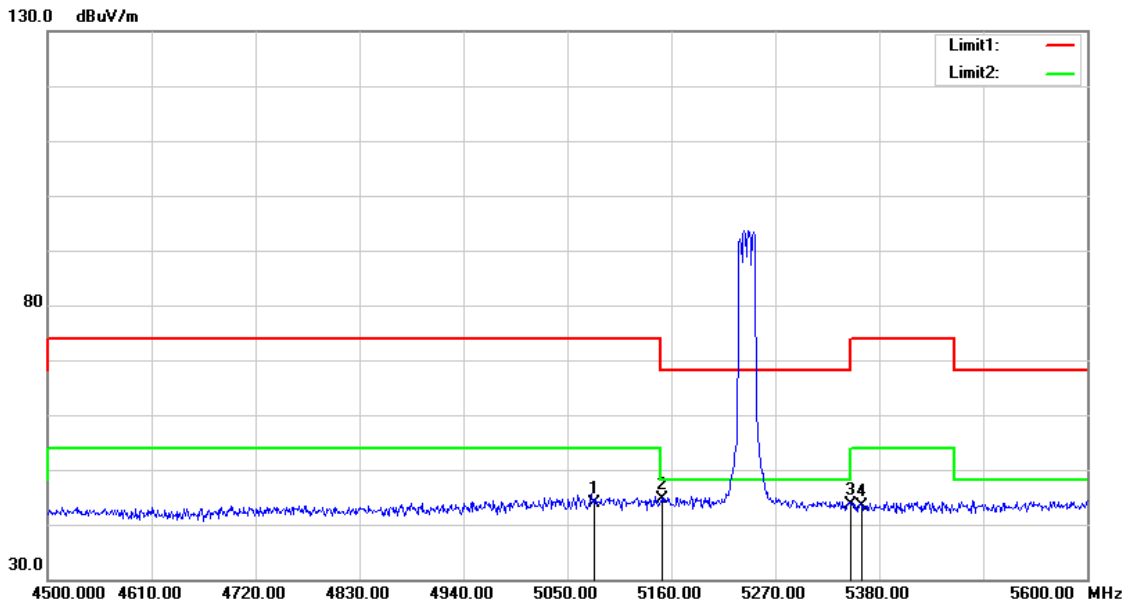

No.	Frequency (MHz)	Reading (dBuV)	Correct Factor (dB/m)	Result (dBuV/m)	Limit (dBuV/m)	Margin (dB)	Remark
1	5078.600	44.18	-0.21	43.97	54.00	-10.03	AVG
2	5150.000	44.61	-0.08	44.53	54.00	-9.47	AVG
3	5350.000	43.45	0.30	43.75	54.00	-10.25	AVG
4	5361.300	43.03	0.31	43.34	54.00	-10.66	AVG

Note:1.Result (dBuV/m) = Correct Factor (dB/m) + Reading(dBuV).

2.Correction factor (dB/m) = Antenna Factor (dB/m) + Cable loss (dB) – Pre-Amplifier gain (dB).

3.When the peak results are less than average limit, so not need to evaluate the average.

Standard:	FCC Part 15.407	Test Distance:	3 m
Test item:	Band edge		
Frequency:	5240 MHz		
Mode:	Mode 3		
Ant.Polar.:	Vertical		

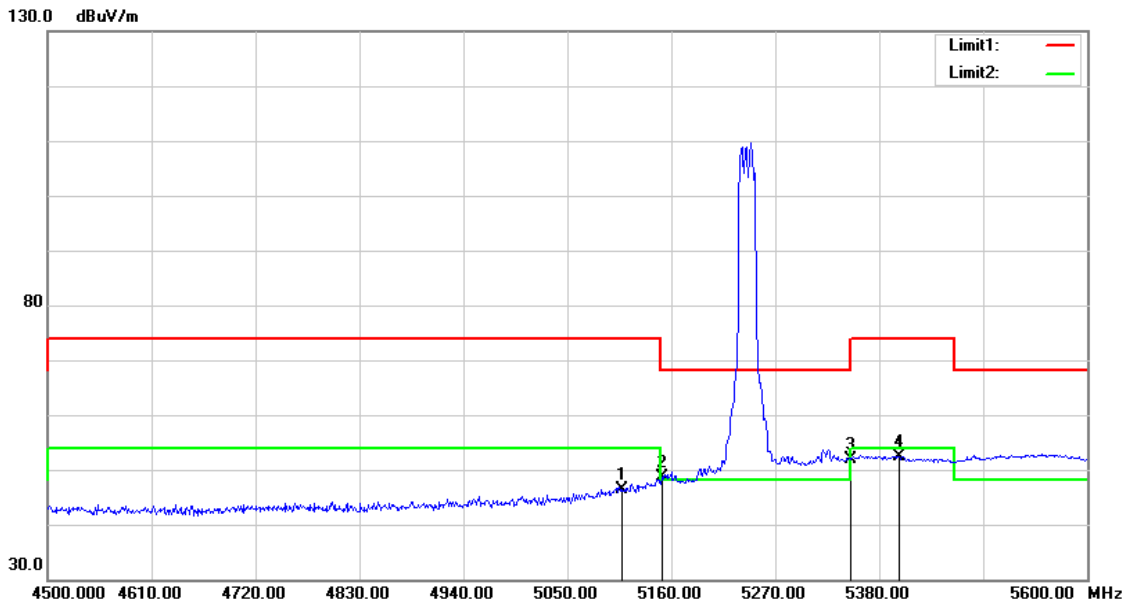

No.	Frequency (MHz)	Reading (dBuV)	Correct Factor (dB/m)	Result (dBuV/m)	Limit (dBuV/m)	Margin (dB)	Remark
1	5108.300	46.55	-0.15	46.40	54.00	-7.60	AVG
2	5150.000	48.69	-0.08	48.61	54.00	-5.39	AVG
3	5350.000	51.64	0.30	51.94	54.00	-2.06	AVG
4	5400.900	51.94	0.39	52.33	54.00	-1.67	AVG

Note:1.Result (dBuV/m) = Correct Factor (dB/m) + Reading(dBuV).

2.Correction factor (dB/m) = Antenna Factor (dB/m) + Cable loss (dB) – Pre-Amplifier gain (dB).

3.When the peak results are less than average limit, so not need to evaluate the average.

Standard:	FCC Part 15.407	Test Distance:	3 m
Test item:	Band edge		
Frequency:	5260 MHz		
Mode:	Mode 3		
Ant.Polar.:	Horizontal		

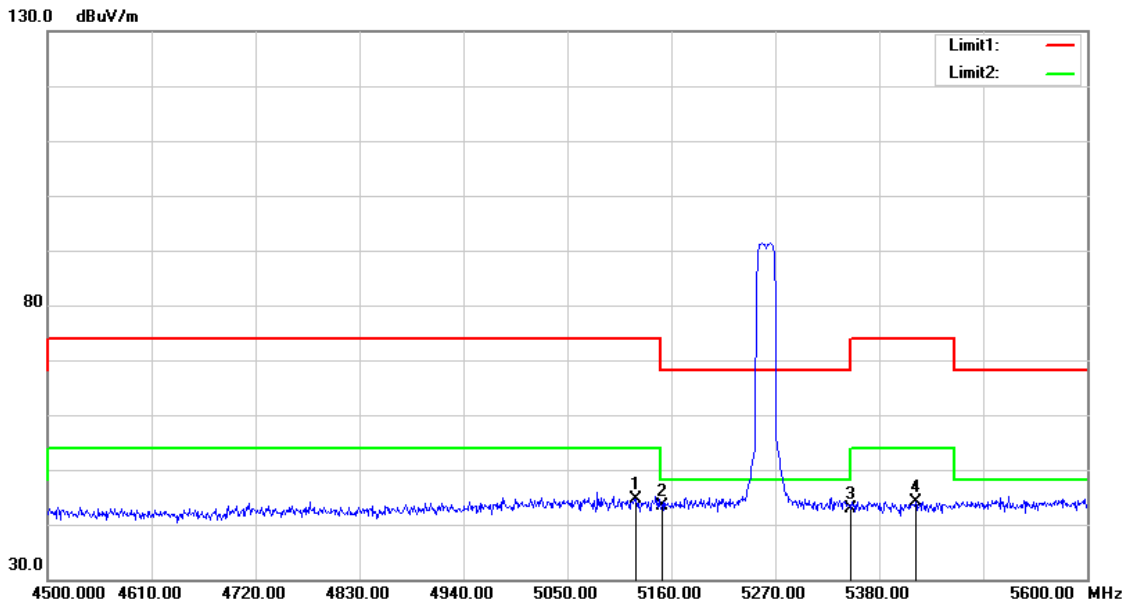

No.	Frequency (MHz)	Reading (dBuV)	Correct Factor (dB/m)	Result (dBuV/m)	Limit (dBuV/m)	Margin (dB)	Remark
1	5122.600	44.70	-0.13	44.57	54.00	-9.43	AVG
2	5150.000	43.41	-0.08	43.33	54.00	-10.67	AVG
3	5350.000	42.46	0.30	42.76	54.00	-11.24	AVG
4	5418.500	43.68	0.42	44.10	54.00	-9.90	AVG

Note:1.Result (dBuV/m) = Correct Factor (dB/m) + Reading(dBuV).

2.Correction factor (dB/m) = Antenna Factor (dB/m) + Cable loss (dB) – Pre-Amplifier gain (dB).

3.When the peak results are less than average limit, so not need to evaluate the average.

Standard:	FCC Part 15.407	Test Distance:	3 m
Test item:	Band edge		
Frequency:	5260 MHz		
Mode:	Mode 3		
Ant.Polar.:	Vertical		

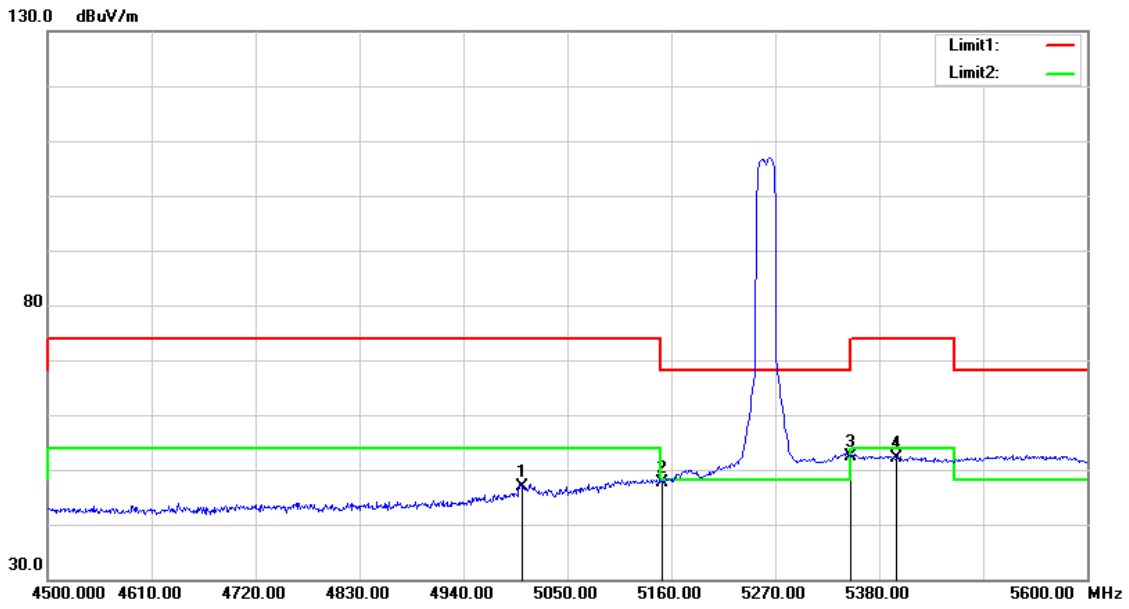

No.	Frequency (MHz)	Reading (dBuV)	Correct Factor (dB/m)	Result (dBuV/m)	Limit (dBuV/m)	Margin (dB)	Remark
1	5002.700	47.24	-0.36	46.88	54.00	-7.12	AVG
2	5150.000	47.66	-0.08	47.58	54.00	-6.42	AVG
3	5350.000	52.07	0.30	52.37	54.00	-1.63	AVG
4	5397.600	51.78	0.39	52.17	54.00	-1.83	AVG

Note:1.Result (dBuV/m) = Correct Factor (dB/m) + Reading(dBuV).

2.Correction factor (dB/m) = Antenna Factor (dB/m) + Cable loss (dB) – Pre-Amplifier gain (dB).

3.When the peak results are less than average limit, so not need to evaluate the average.

Standard:	FCC Part 15.407	Test Distance:	3 m
Test item:	Band edge		
Frequency:	5280 MHz		
Mode:	Mode 3		
Ant.Polar.:	Horizontal		

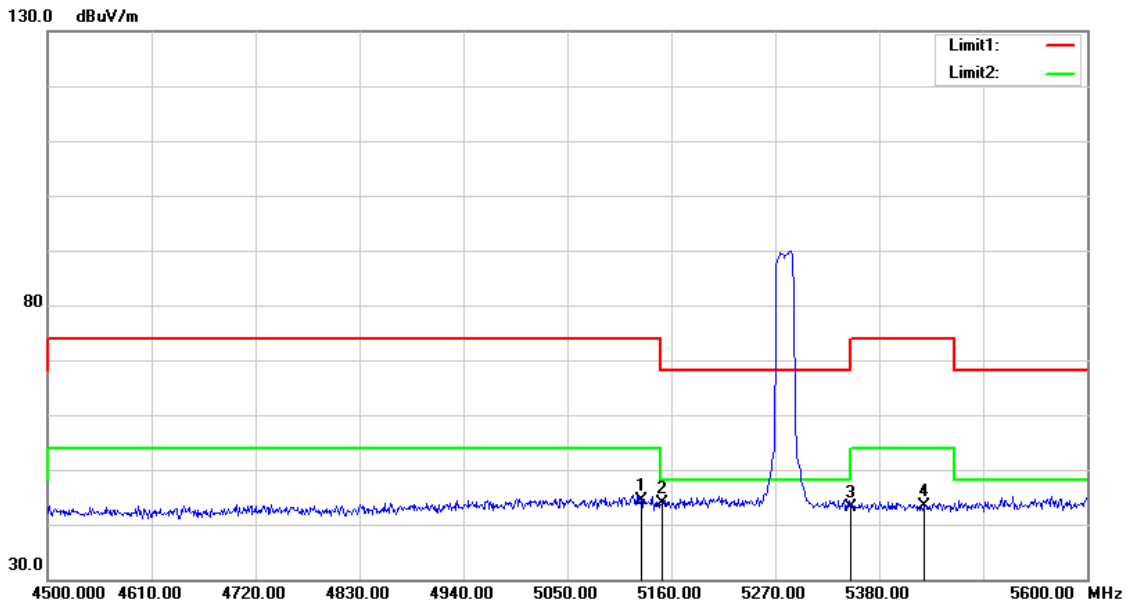

No.	Frequency (MHz)	Reading (dBuV)	Correct Factor (dB/m)	Result (dBuV/m)	Limit (dBuV/m)	Margin (dB)	Remark
1	5128.100	44.42	-0.13	44.29	54.00	-9.71	AVG
2	5150.000	43.95	-0.08	43.87	54.00	-10.13	AVG
3	5350.000	42.93	0.30	43.23	54.00	-10.77	AVG
4	5427.300	43.06	0.44	43.50	54.00	-10.50	AVG

Note:1.Result (dBuV/m) = Correct Factor (dB/m) + Reading(dBuV).

2.Correction factor (dB/m) = Antenna Factor (dB/m) + Cable loss (dB) – Pre-Amplifier gain (dB).

3.When the peak results are less than average limit, so not need to evaluate the average.

Standard:	FCC Part 15.407	Test Distance:	3 m
Test item:	Band edge		
Frequency:	5280 MHz		
Mode:	Mode 3		
Ant.Polar.:	Vertical		

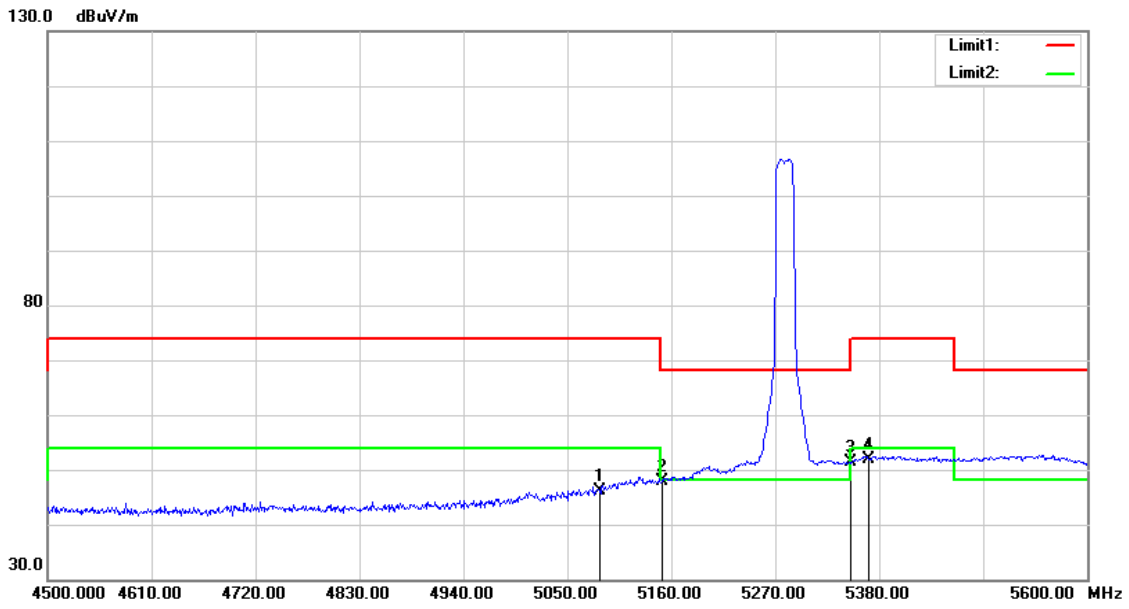

No.	Frequency (MHz)	Reading (dBuV)	Correct Factor (dB/m)	Result (dBuV/m)	Limit (dBuV/m)	Margin (dB)	Remark
1	5084.100	46.33	-0.20	46.13	54.00	-7.87	AVG
2	5150.000	47.90	-0.08	47.82	54.00	-6.18	AVG
3	5350.000	51.01	0.30	51.31	54.00	-2.69	AVG
4	5369.000	51.65	0.34	51.99	54.00	-2.01	AVG

Note:1.Result (dBuV/m) = Correct Factor (dB/m) + Reading(dBuV).

2.Correction factor (dB/m) = Antenna Factor (dB/m) + Cable loss (dB) – Pre-Amplifier gain (dB).

3.When the peak results are less than average limit, so not need to evaluate the average.

Standard:	FCC Part 15.407	Test Distance:	3 m
Test item:	Band edge		
Frequency:	5320 MHz		
Mode:	Mode 3		
Ant.Polar.:	Horizontal		

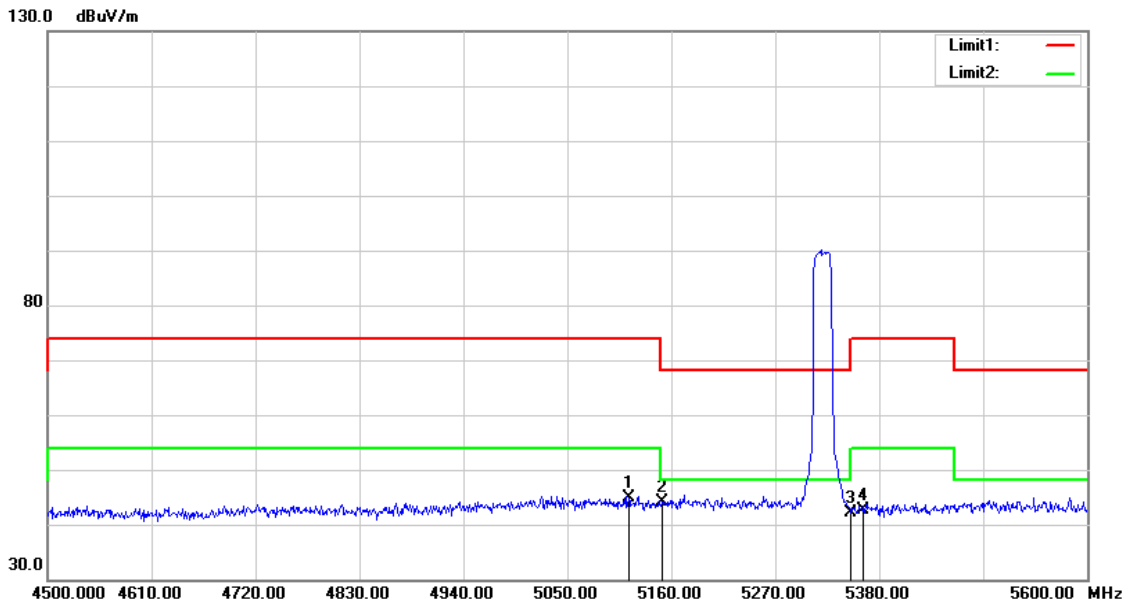

No.	Frequency (MHz)	Reading (dBuV)	Correct Factor (dB/m)	Result (dBuV/m)	Limit (dBuV/m)	Margin (dB)	Remark
1	5114.900	45.03	-0.15	44.88	54.00	-9.12	AVG
2	5150.000	44.21	-0.08	44.13	54.00	-9.87	AVG
3	5350.000	41.87	0.30	42.17	54.00	-11.83	AVG
4	5362.400	42.41	0.31	42.72	54.00	-11.28	AVG

Note:1.Result (dBuV/m) = Correct Factor (dB/m) + Reading(dBuV).

2.Correction factor (dB/m) = Antenna Factor (dB/m) + Cable loss (dB) – Pre-Amplifier gain (dB).

3.When the peak results are less than average limit, so not need to evaluate the average.

Standard:	FCC Part 15.407	Test Distance:	3 m
Test item:	Band edge		
Frequency:	5320 MHz		
Mode:	Mode 3		
Ant.Polar.:	Vertical		

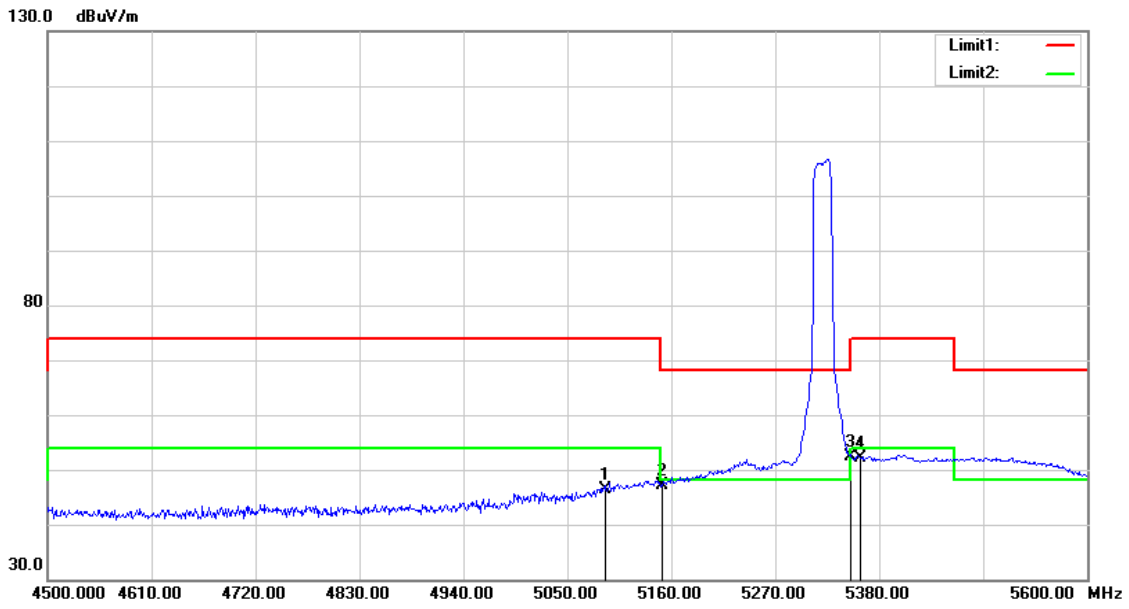

No.	Frequency (MHz)	Reading (dBuV)	Correct Factor (dB/m)	Result (dBuV/m)	Limit (dBuV/m)	Margin (dB)	Remark
1	5090.700	46.67	-0.19	46.48	54.00	-7.52	AVG
2	5150.000	47.31	-0.08	47.23	54.00	-6.77	AVG
3	5350.000	51.97	0.30	52.27	54.00	-1.73	AVG
4	5360.200	51.93	0.31	52.24	54.00	-1.76	AVG

Note:1.Result (dBuV/m) = Correct Factor (dB/m) + Reading(dBuV).

2.Correction factor (dB/m) = Antenna Factor (dB/m) + Cable loss (dB) – Pre-Amplifier gain (dB).

3.When the peak results are less than average limit, so not need to evaluate the average.

Standard:	FCC Part 15.407	Test Distance:	3 m
Test item:	Band edge		
Frequency:	5500 MHz		
Mode:	Mode 3		
Ant.Polar.:	Horizontal		

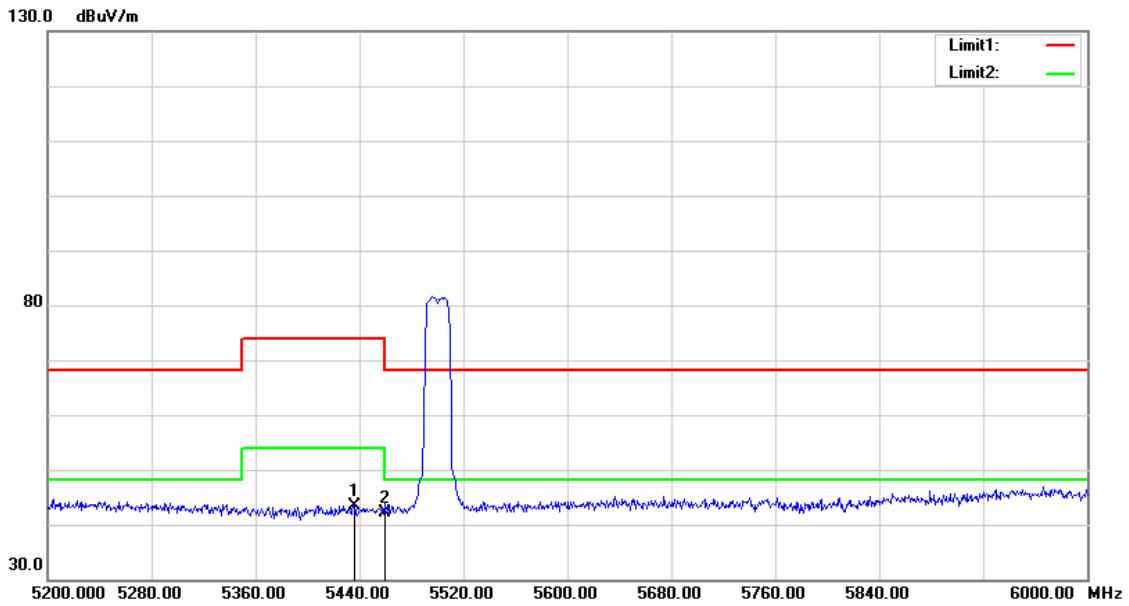

No.	Frequency (MHz)	Reading (dBuV)	Correct Factor (dB/m)	Result (dBuV/m)	Limit (dBuV/m)	Margin (dB)	Remark
1	5436.000	42.88	0.46	43.34	54.00	-10.66	AVG
2	5460.000	41.59	0.51	42.10	54.00	-11.90	AVG

Note:1.Result (dBuV/m) = Correct Factor (dB/m) + Reading(dBuV).

2.Correction factor (dB/m) = Antenna Factor (dB/m) + Cable loss (dB) – Pre-Amplifier gain (dB).

3.When the peak results are less than average limit, so not need to evaluate the average.

Standard:	FCC Part 15.407	Test Distance:	3 m
Test item:	Band edge		
Frequency:	5500 MHz		
Mode:	Mode 3		
Ant.Polar.:	Vertical		

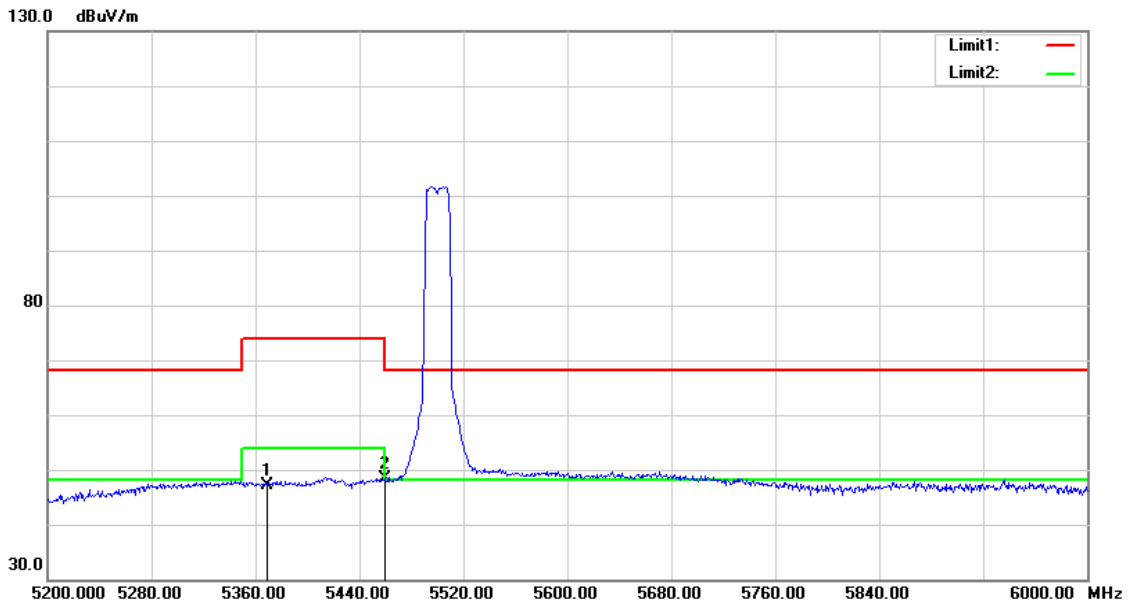

No.	Frequency (MHz)	Reading (dBuV)	Correct Factor (dB/m)	Result (dBuV/m)	Limit (dBuV/m)	Margin (dB)	Remark
1	5368.800	46.73	0.34	47.07	54.00	-6.93	AVG
2	5460.000	47.82	0.51	48.33	54.00	-5.67	AVG

Note:1.Result (dBuV/m) = Correct Factor (dB/m) + Reading(dBuV).

2.Correction factor (dB/m) = Antenna Factor (dB/m) + Cable loss (dB) – Pre-Amplifier gain (dB).

3.When the peak results are less than average limit, so not need to evaluate the average.

Standard:	FCC Part 15.407	Test Distance:	3 m
Test item:	Band edge		
Frequency:	5560 MHz		
Mode:	Mode 3		
Ant.Polar.:	Horizontal		

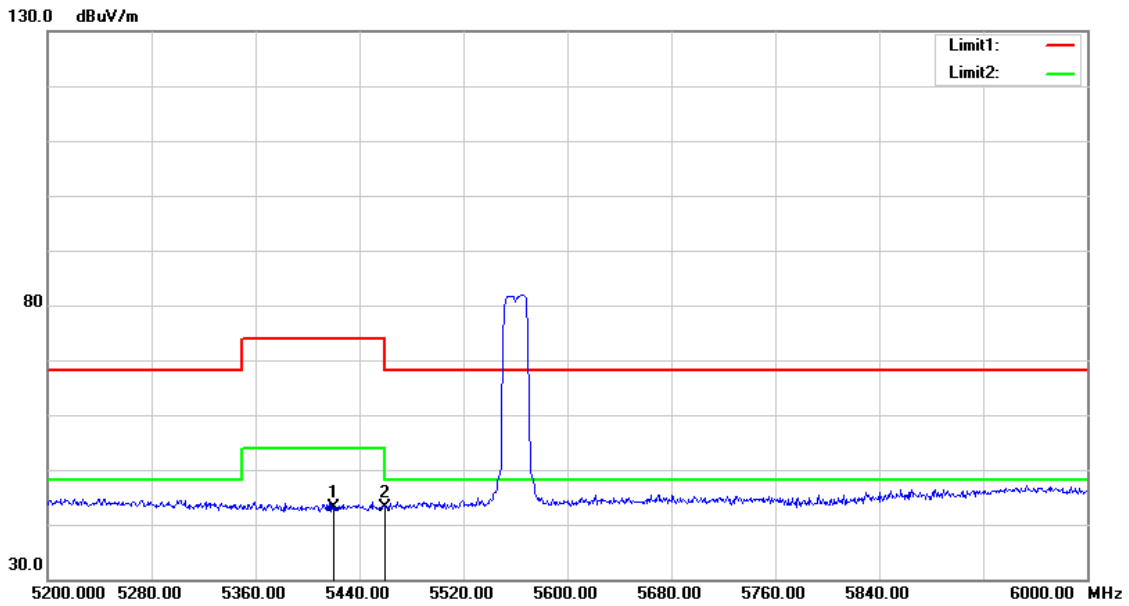

No.	Frequency (MHz)	Reading (dBuV)	Correct Factor (dB/m)	Result (dBuV/m)	Limit (dBuV/m)	Margin (dB)	Remark
1	5420.000	42.68	0.43	43.11	54.00	-10.89	AVG
2	5460.000	42.74	0.51	43.25	54.00	-10.75	AVG

Note:1.Result (dBuV/m) = Correct Factor (dB/m) + Reading(dBuV).

2.Correction factor (dB/m) = Antenna Factor (dB/m) + Cable loss (dB) – Pre-Amplifier gain (dB).

3.When the peak results are less than average limit, so not need to evaluate the average.

Standard:	FCC Part 15.407	Test Distance:	3 m
Test item:	Band edge		
Frequency:	5560 MHz		
Mode:	Mode 3		
Ant.Polar.:	Vertical		

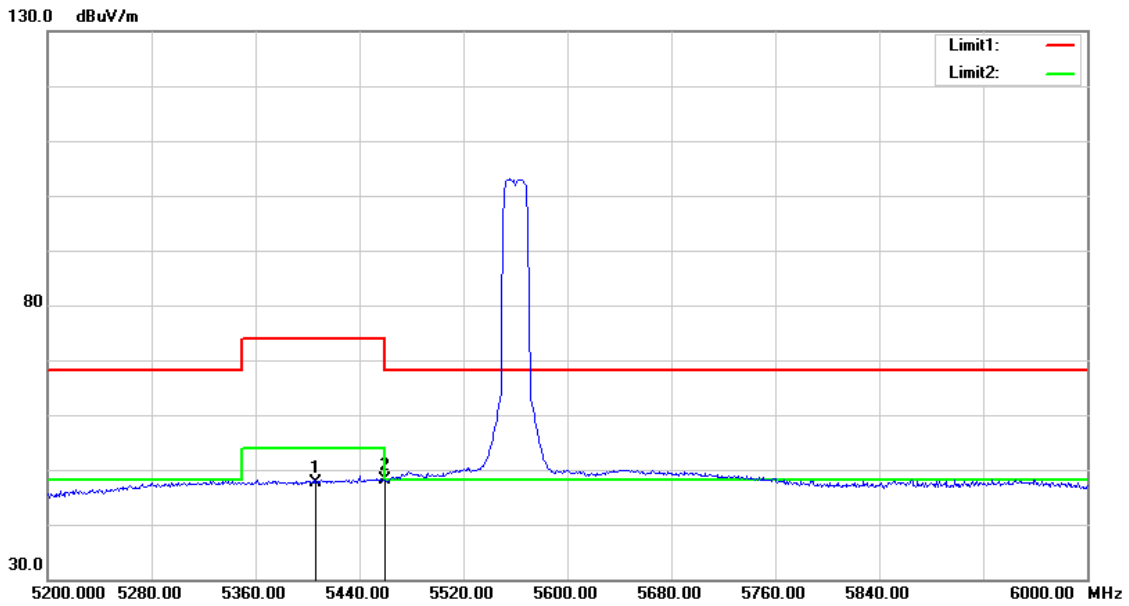

No.	Frequency (MHz)	Reading (dBuV)	Correct Factor (dB/m)	Result (dBuV/m)	Limit (dBuV/m)	Margin (dB)	Remark
1	5406.400	47.23	0.41	47.64	54.00	-6.36	AVG
2	5460.000	47.66	0.51	48.17	54.00	-5.83	AVG

Note:1.Result (dBuV/m) = Correct Factor (dB/m) + Reading(dBuV).

2.Correction factor (dB/m) = Antenna Factor (dB/m) + Cable loss (dB) – Pre-Amplifier gain (dB).

3.When the peak results are less than average limit, so not need to evaluate the average.

Standard:	FCC Part 15.407	Test Distance:	3 m
Test item:	Band edge		
Frequency:	5700 MHz		
Mode:	Mode 3		
Ant.Polar.:	Horizontal		

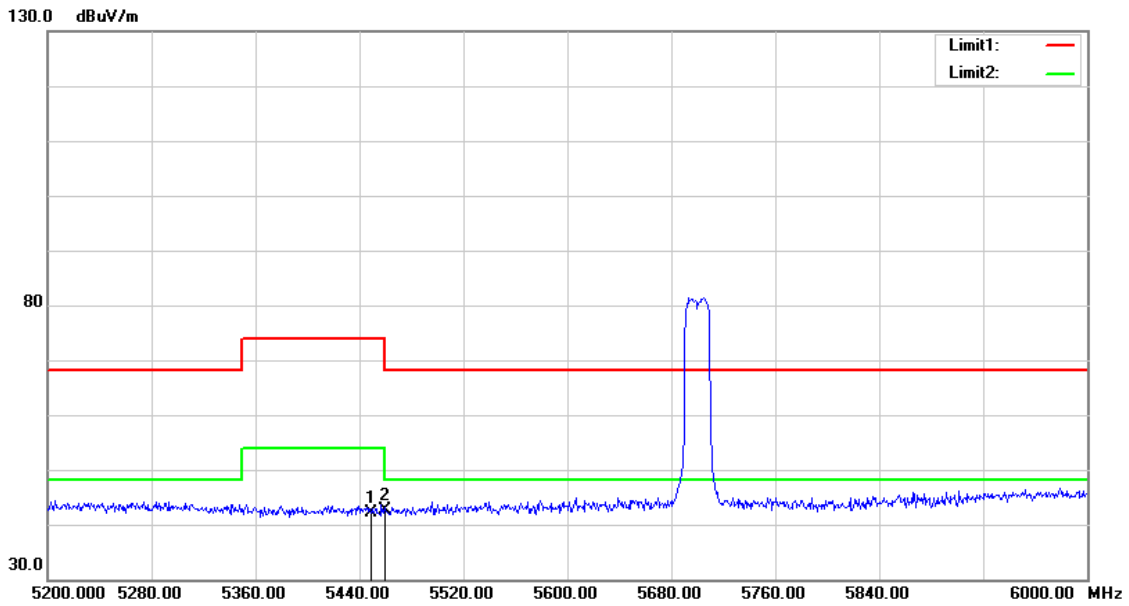

No.	Frequency (MHz)	Reading (dBuV)	Correct Factor (dB/m)	Result (dBuV/m)	Limit (dBuV/m)	Margin (dB)	Remark
1	5448.800	41.68	0.48	42.16	54.00	-11.84	AVG
2	5460.000	42.20	0.51	42.71	54.00	-11.29	AVG

Note:1.Result (dBuV/m) = Correct Factor (dB/m) + Reading(dBuV).

2.Correction factor (dB/m) = Antenna Factor (dB/m) + Cable loss (dB) – Pre-Amplifier gain (dB).

3.When the peak results are less than average limit, so not need to evaluate the average.

Standard:	FCC Part 15.407	Test Distance:	3 m
Test item:	Band edge		
Frequency:	5700 MHz		
Mode:	Mode 3		
Ant.Polar.:	Vertical		

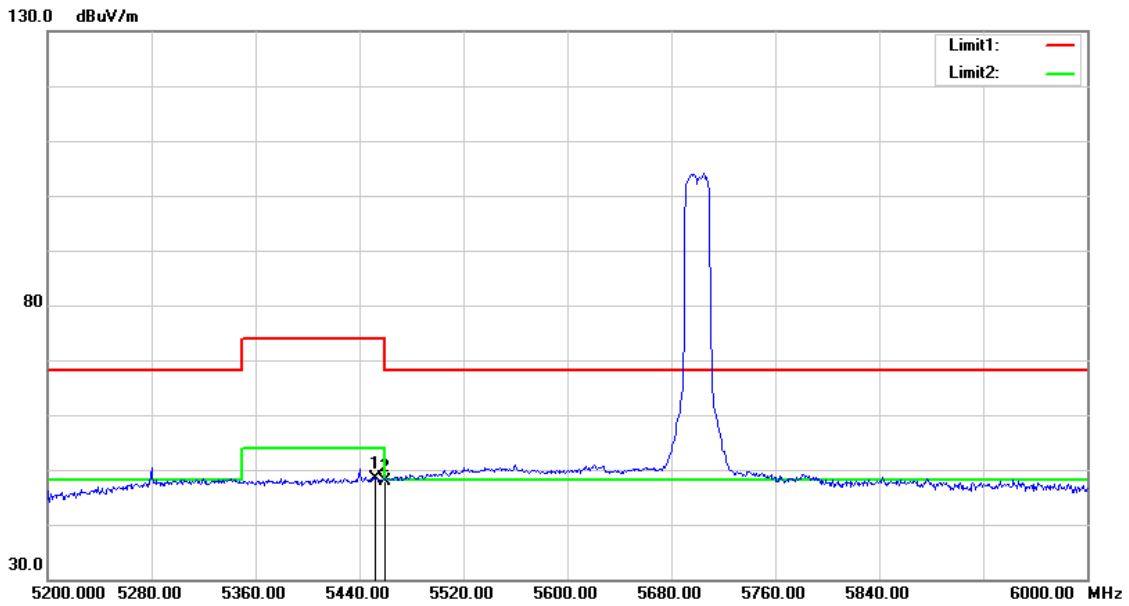

No.	Frequency (MHz)	Reading (dBuV)	Correct Factor (dB/m)	Result (dBuV/m)	Limit (dBuV/m)	Margin (dB)	Remark
1	5452.000	47.79	0.48	48.27	54.00	-5.73	AVG
2	5460.000	47.49	0.51	48.00	54.00	-6.00	AVG

Note:1.Result (dBuV/m) = Correct Factor (dB/m) + Reading(dBuV).

2.Correction factor (dB/m) = Antenna Factor (dB/m) + Cable loss (dB) – Pre-Amplifier gain (dB).

3.When the peak results are less than average limit, so not need to evaluate the average.

Standard:	FCC Part 15.407	Test Distance:	3 m
Test item:	Band edge		
Frequency:	5190 MHz		
Mode:	Mode 4		
Ant.Polar.:	Horizontal		

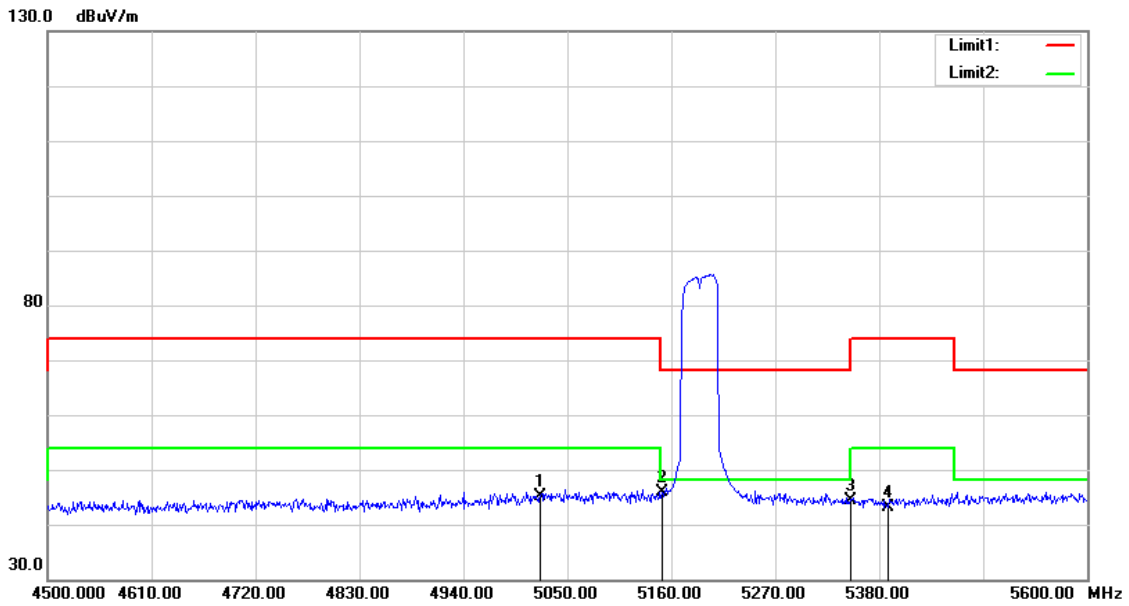

No.	Frequency (MHz)	Reading (dBuV)	Correct Factor (dB/m)	Result (dBuV/m)	Limit (dBuV/m)	Margin (dB)	Remark
1	5021.400	45.40	-0.31	45.09	54.00	-8.91	AVG
2	5150.000	46.01	-0.08	45.93	54.00	-8.07	AVG
3	5350.000	43.96	0.30	44.26	54.00	-9.74	AVG
4	5389.900	42.81	0.36	43.17	54.00	-10.83	AVG

Note:1.Result (dBuV/m) = Correct Factor (dB/m) + Reading(dBuV).

2.Correction factor (dB/m) = Antenna Factor (dB/m) + Cable loss (dB) – Pre-Amplifier gain (dB).

3.When the peak results are less than average limit, so not need to evaluate the average.

Standard:	FCC Part 15.407	Test Distance:	3 m
Test item:	Band edge		
Frequency:	5190 MHz		
Mode:	Mode 4		
Ant.Polar.:	Vertical		

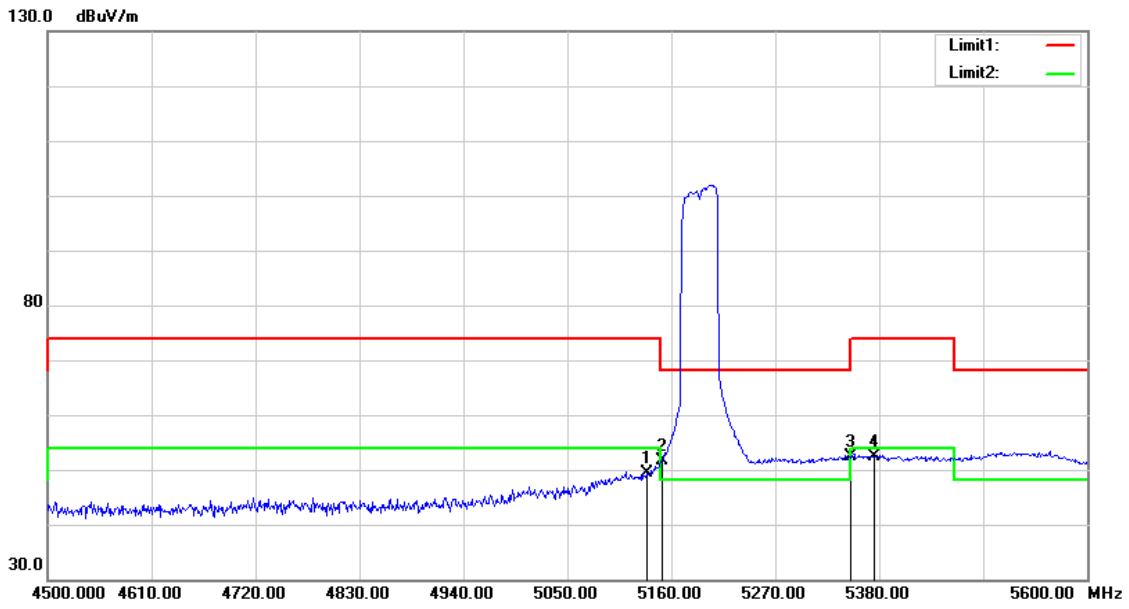

No.	Frequency (MHz)	Reading (dBuV)	Correct Factor (dB/m)	Result (dBuV/m)	Limit (dBuV/m)	Margin (dB)	Remark
1	5133.600	49.38	-0.10	49.28	54.00	-4.72	AVG
2	5150.000	51.78	-0.08	51.70	54.00	-2.30	AVG
3	5350.000	52.10	0.30	52.40	54.00	-1.60	AVG
4	5374.500	52.11	0.34	52.45	54.00	-1.55	AVG

Note:1.Result (dBuV/m) = Correct Factor (dB/m) + Reading(dBuV).

2.Correction factor (dB/m) = Antenna Factor (dB/m) + Cable loss (dB) – Pre-Amplifier gain (dB).

3.When the peak results are less than average limit, so not need to evaluate the average.

Standard:	FCC Part 15.407	Test Distance:	3 m
Test item:	Band edge		
Frequency:	5230 MHz		
Mode:	Mode 4		
Ant.Polar.:	Horizontal		

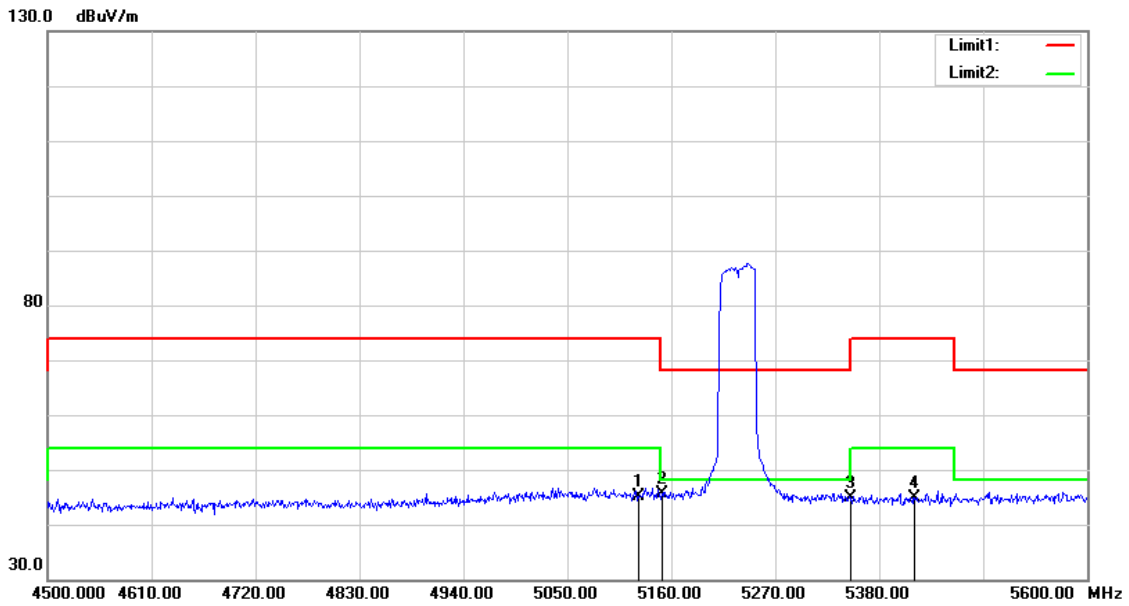

No.	Frequency (MHz)	Reading (dBuV)	Correct Factor (dB/m)	Result (dBuV/m)	Limit (dBuV/m)	Margin (dB)	Remark
1	5125.900	45.36	-0.13	45.23	54.00	-8.77	AVG
2	5150.000	45.59	-0.08	45.51	54.00	-8.49	AVG
3	5350.000	44.61	0.30	44.91	54.00	-9.09	AVG
4	5417.400	44.35	0.41	44.76	54.00	-9.24	AVG

Note:1.Result (dBuV/m) = Correct Factor (dB/m) + Reading(dBuV).

2.Correction factor (dB/m) = Antenna Factor (dB/m) + Cable loss (dB) – Pre-Amplifier gain (dB).

3.When the peak results are less than average limit, so not need to evaluate the average.

Standard:	FCC Part 15.407	Test Distance:	3 m
Test item:	Band edge		
Frequency:	5230 MHz		
Mode:	Mode 4		
Ant.Polar.:	Vertical		

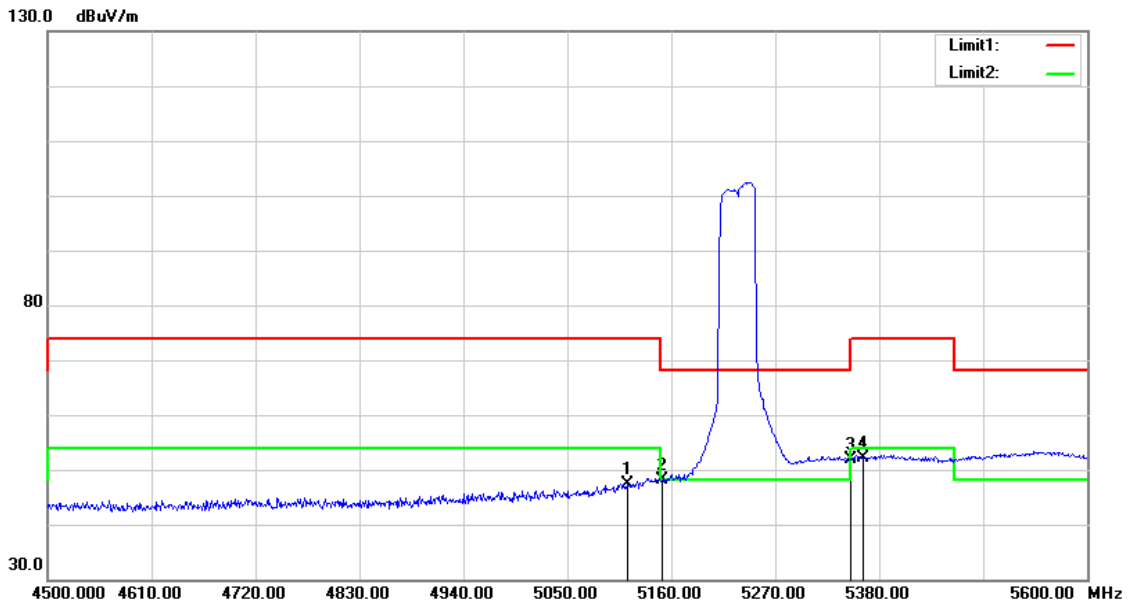

No.	Frequency (MHz)	Reading (dBuV)	Correct Factor (dB/m)	Result (dBuV/m)	Limit (dBuV/m)	Margin (dB)	Remark
1	5113.800	47.52	-0.15	47.37	54.00	-6.63	AVG
2	5150.000	48.09	-0.08	48.01	54.00	-5.99	AVG
3	5350.000	51.57	0.30	51.87	54.00	-2.13	AVG
4	5362.400	51.82	0.31	52.13	54.00	-1.87	AVG

Note:1.Result (dBuV/m) = Correct Factor (dB/m) + Reading(dBuV).

2.Correction factor (dB/m) = Antenna Factor (dB/m) + Cable loss (dB) – Pre-Amplifier gain (dB).

3.When the peak results are less than average limit, so not need to evaluate the average.

Standard:	FCC Part 15.407	Test Distance:	3 m
Test item:	Band edge		
Frequency:	5270 MHz		
Mode:	Mode 4		
Ant.Polar.:	Horizontal		

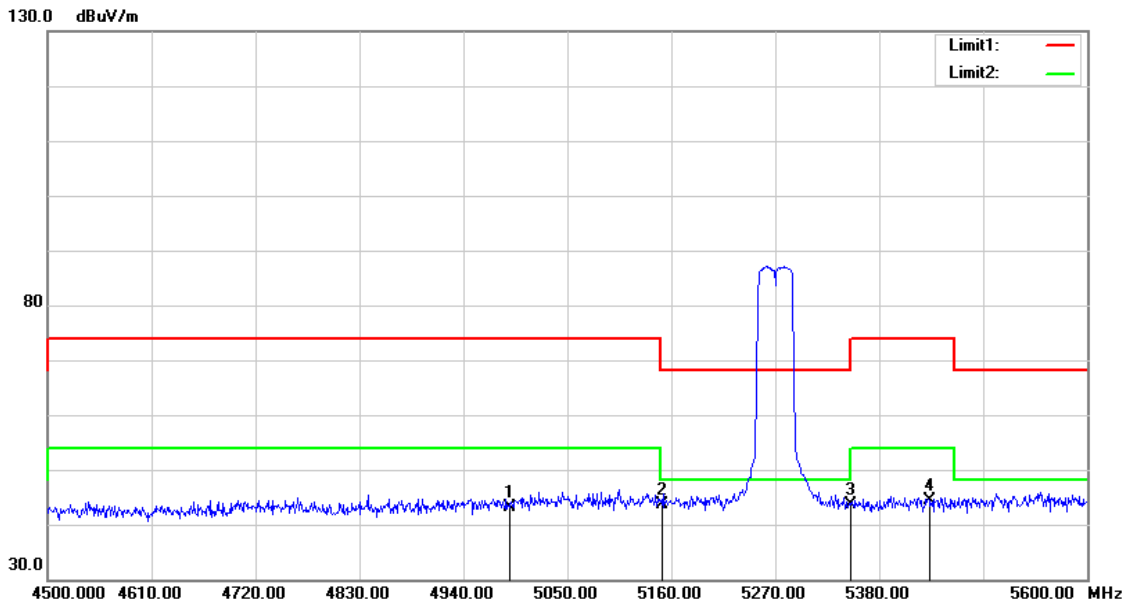

No.	Frequency (MHz)	Reading (dBuV)	Correct Factor (dB/m)	Result (dBuV/m)	Limit (dBuV/m)	Margin (dB)	Remark
1	4988.400	43.42	-0.39	43.03	54.00	-10.97	AVG
2	5150.000	43.80	-0.08	43.72	54.00	-10.28	AVG
3	5350.000	43.24	0.30	43.54	54.00	-10.46	AVG
4	5432.800	43.94	0.46	44.40	54.00	-9.60	AVG

Note:1.Result (dBuV/m) = Correct Factor (dB/m) + Reading(dBuV).

2.Correction factor (dB/m) = Antenna Factor (dB/m) + Cable loss (dB) – Pre-Amplifier gain (dB).

3.When the peak results are less than average limit, so not need to evaluate the average.

Standard:	FCC Part 15.407	Test Distance:	3 m
Test item:	Band edge		
Frequency:	5270 MHz		
Mode:	Mode 4		
Ant.Polar.:	Vertical		

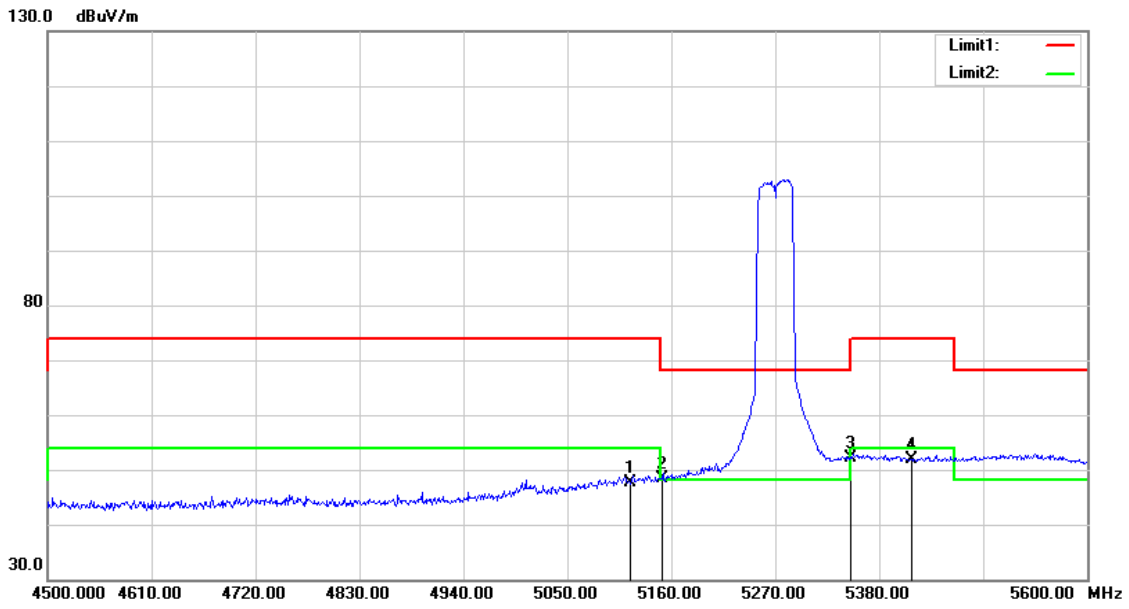

No.	Frequency (MHz)	Reading (dBuV)	Correct Factor (dB/m)	Result (dBuV/m)	Limit (dBuV/m)	Margin (dB)	Remark
1	5116.000	47.67	-0.15	47.52	54.00	-6.48	AVG
2	5150.000	48.44	-0.08	48.36	54.00	-5.64	AVG
3	5350.000	51.72	0.30	52.02	54.00	-1.98	AVG
4	5414.100	51.49	0.41	51.90	54.00	-2.10	AVG

Note:1.Result (dBuV/m) = Correct Factor (dB/m) + Reading(dBuV).

2.Correction factor (dB/m) = Antenna Factor (dB/m) + Cable loss (dB) – Pre-Amplifier gain (dB).

3.When the peak results are less than average limit, so not need to evaluate the average.

Standard:	FCC Part 15.407	Test Distance:	3 m
Test item:	Band edge		
Frequency:	5310 MHz		
Mode:	Mode 4		
Ant.Polar.:	Horizontal		

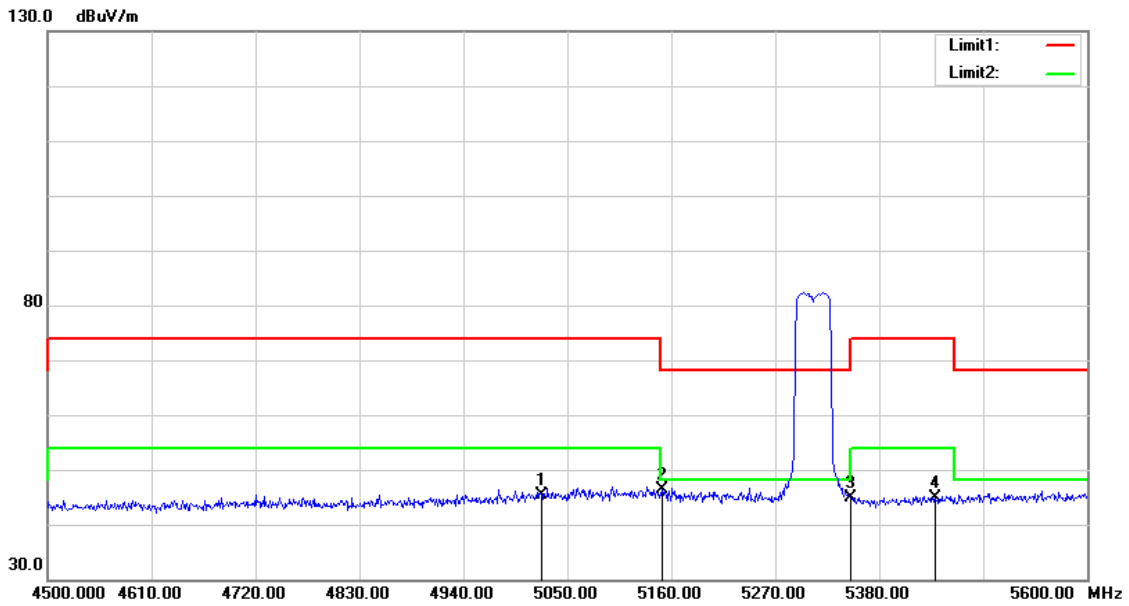

No.	Frequency (MHz)	Reading (dBuV)	Correct Factor (dB/m)	Result (dBuV/m)	Limit (dBuV/m)	Margin (dB)	Remark
1	5022.500	45.67	-0.31	45.36	54.00	-8.64	AVG
2	5150.000	46.38	-0.08	46.30	54.00	-7.70	AVG
3	5350.000	44.58	0.30	44.88	54.00	-9.12	AVG
4	5439.400	44.34	0.46	44.80	54.00	-9.20	AVG

Note:1.Result (dBuV/m) = Correct Factor (dB/m) + Reading(dBuV).

2.Correction factor (dB/m) = Antenna Factor (dB/m) + Cable loss (dB) – Pre-Amplifier gain (dB).

3.When the peak results are less than average limit, so not need to evaluate the average.

Standard:	FCC Part 15.407	Test Distance:	3 m
Test item:	Band edge		
Frequency:	5310 MHz		
Mode:	Mode 4		
Ant.Polar.:	Vertical		

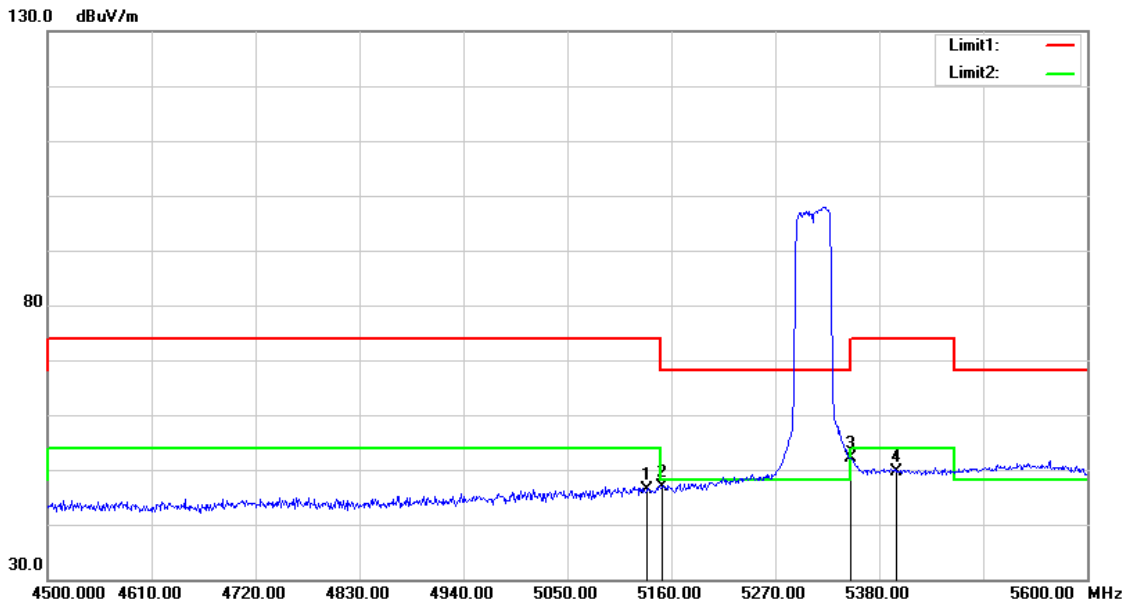

No.	Frequency (MHz)	Reading (dBuV)	Correct Factor (dB/m)	Result (dBuV/m)	Limit (dBuV/m)	Margin (dB)	Remark
1	5134.700	46.47	-0.10	46.37	54.00	-7.63	AVG
2	5150.000	47.00	-0.08	46.92	54.00	-7.08	AVG
3	5350.000	51.77	0.30	52.07	54.00	-1.93	AVG
4	5397.600	49.21	0.39	49.60	54.00	-4.40	AVG

Note:1.Result (dBuV/m) = Correct Factor (dB/m) + Reading(dBuV).

2.Correction factor (dB/m) = Antenna Factor (dB/m) + Cable loss (dB) – Pre-Amplifier gain (dB).

3.When the peak results are less than average limit, so not need to evaluate the average.

Standard:	FCC Part 15.407	Test Distance:	3 m
Test item:	Band edge		
Frequency:	5510 MHz		
Mode:	Mode 4		
Ant.Polar.:	Horizontal		

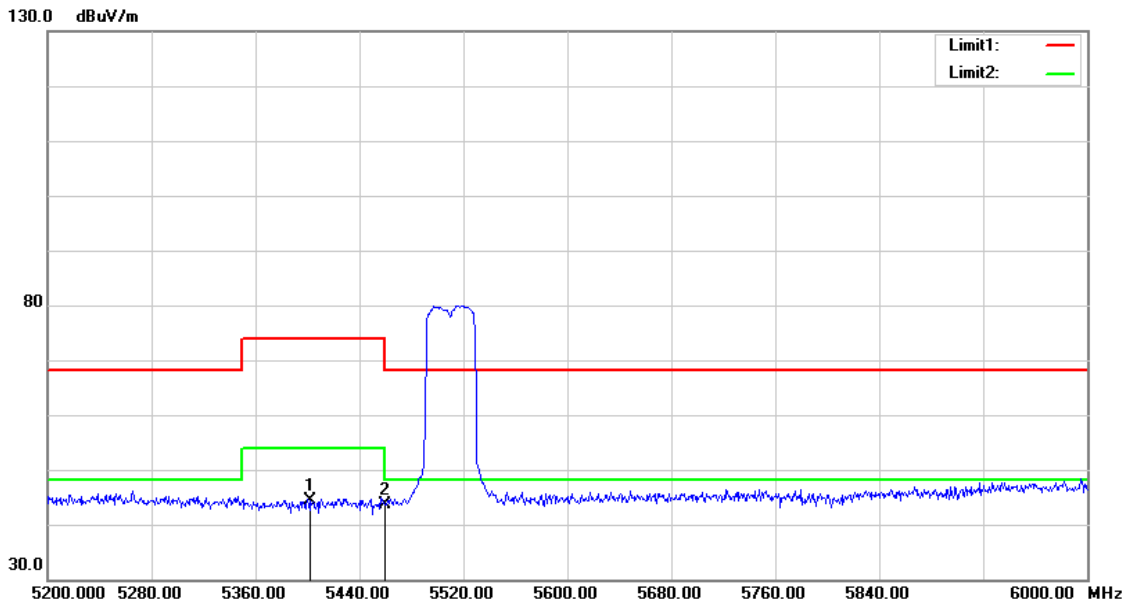

No.	Frequency (MHz)	Reading (dBuV)	Correct Factor (dB/m)	Result (dBuV/m)	Limit (dBuV/m)	Margin (dB)	Remark
1	5402.400	44.02	0.39	44.41	54.00	-9.59	AVG
2	5460.000	43.03	0.51	43.54	54.00	-10.46	AVG

Note:1.Result (dBuV/m) = Correct Factor (dB/m) + Reading(dBuV).

2.Correction factor (dB/m) = Antenna Factor (dB/m) + Cable loss (dB) – Pre-Amplifier gain (dB).

3.When the peak results are less than average limit, so not need to evaluate the average.

Standard:	FCC Part 15.407	Test Distance:	3 m
Test item:	Band edge		
Frequency:	5510 MHz		
Mode:	Mode 4		
Ant.Polar.:	Vertical		

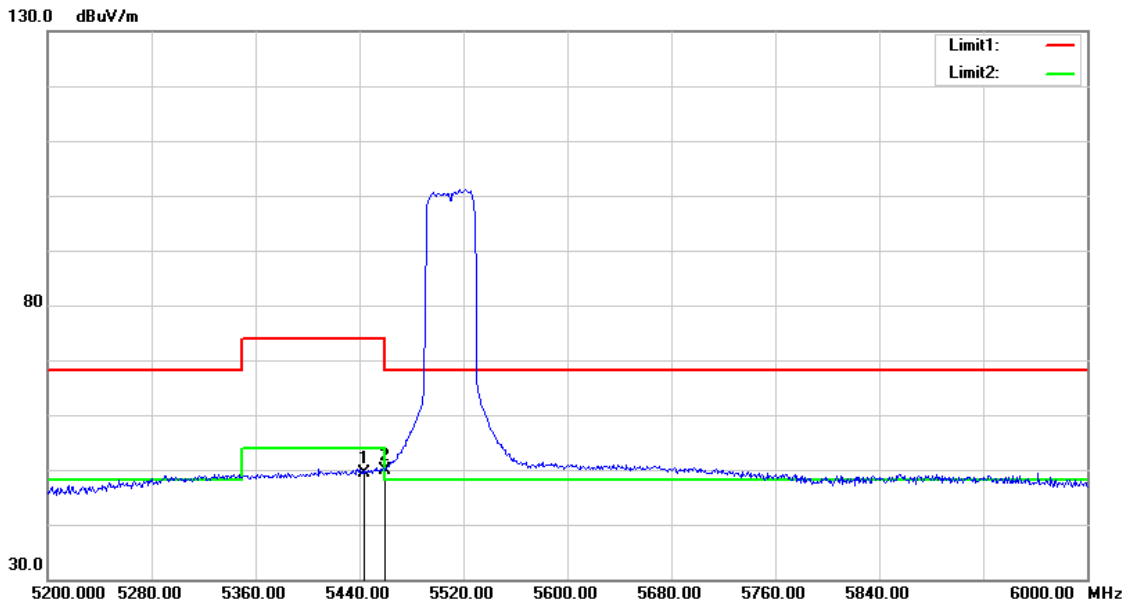

No.	Frequency (MHz)	Reading (dBuV)	Correct Factor (dB/m)	Result (dBuV/m)	Limit (dBuV/m)	Margin (dB)	Remark
1	5444.000	48.85	0.47	49.32	54.00	-4.68	AVG
2	5460.000	49.39	0.51	49.90	54.00	-4.10	AVG

Note:1.Result (dBuV/m) = Correct Factor (dB/m) + Reading(dBuV).

2.Correction factor (dB/m) = Antenna Factor (dB/m) + Cable loss (dB) – Pre-Amplifier gain (dB).

3.When the peak results are less than average limit, so not need to evaluate the average.

Standard:	FCC Part 15.407	Test Distance:	3 m
Test item:	Band edge		
Frequency:	5550 MHz		
Mode:	Mode 4		
Ant.Polar.:	Horizontal		

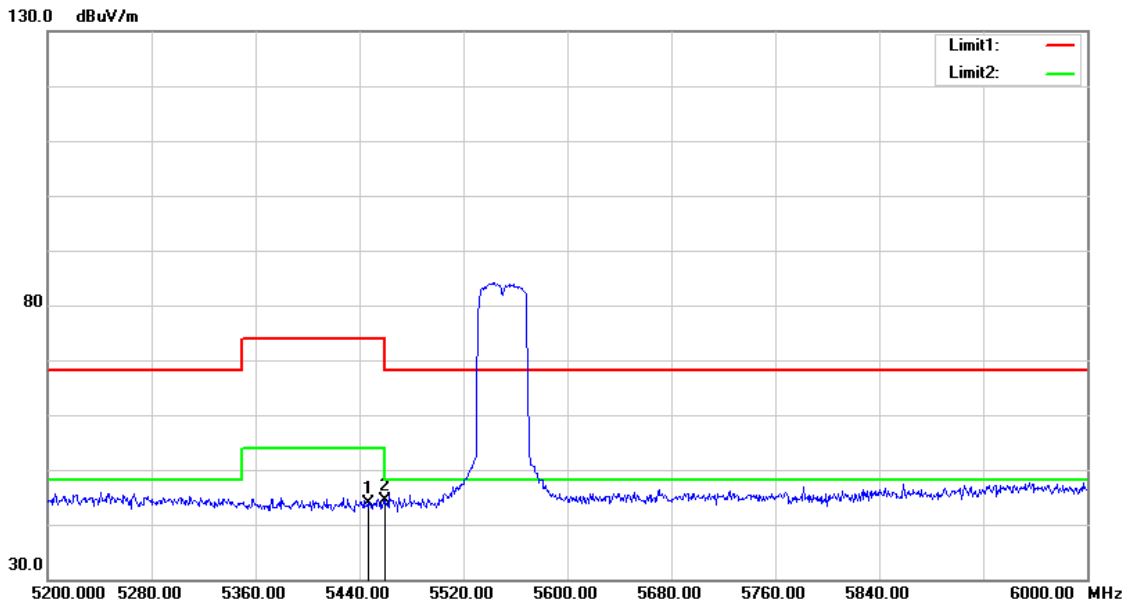

No.	Frequency (MHz)	Reading (dBuV)	Correct Factor (dB/m)	Result (dBuV/m)	Limit (dBuV/m)	Margin (dB)	Remark
1	5447.200	43.39	0.48	43.87	54.00	-10.13	AVG
2	5460.000	43.75	0.51	44.26	54.00	-9.74	AVG

Note:1.Result (dBuV/m) = Correct Factor (dB/m) + Reading(dBuV).

2.Correction factor (dB/m) = Antenna Factor (dB/m) + Cable loss (dB) – Pre-Amplifier gain (dB).

3.When the peak results are less than average limit, so not need to evaluate the average.

Standard:	FCC Part 15.407	Test Distance:	3 m
Test item:	Band edge		
Frequency:	5550 MHz		
Mode:	Mode 4		
Ant.Polar.:	Vertical		

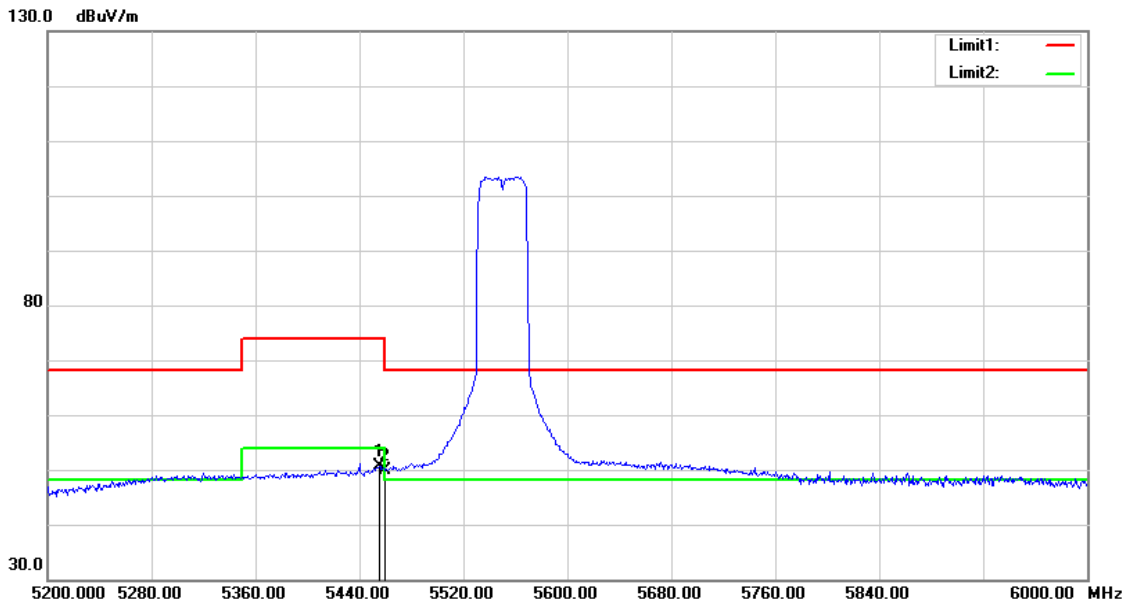

No.	Frequency (MHz)	Reading (dBuV)	Correct Factor (dB/m)	Result (dBuV/m)	Limit (dBuV/m)	Margin (dB)	Remark
1	5455.200	50.08	0.48	50.56	54.00	-3.44	AVG
2	5460.000	49.42	0.51	49.93	54.00	-4.07	AVG

Note:1.Result (dBuV/m) = Correct Factor (dB/m) + Reading(dBuV).

2.Correction factor (dB/m) = Antenna Factor (dB/m) + Cable loss (dB) – Pre-Amplifier gain (dB).

3.When the peak results are less than average limit, so not need to evaluate the average.

Standard:	FCC Part 15.407	Test Distance:	3 m
Test item:	Band edge		
Frequency:	5670 MHz		
Mode:	Mode 4		
Ant.Polar.:	Horizontal		

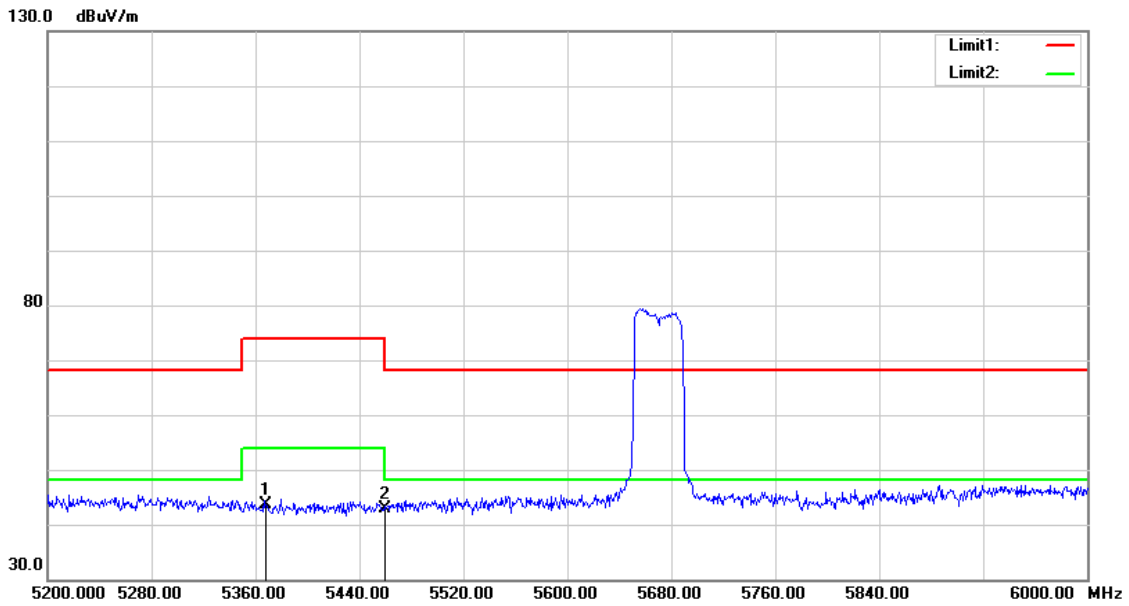

No.	Frequency (MHz)	Reading (dBuV)	Correct Factor (dB/m)	Result (dBuV/m)	Limit (dBuV/m)	Margin (dB)	Remark
1	5368.000	43.35	0.33	43.68	54.00	-10.32	AVG
2	5460.000	42.45	0.51	42.96	54.00	-11.04	AVG

Note:1.Result (dBuV/m) = Correct Factor (dB/m) + Reading(dBuV).

2.Correction factor (dB/m) = Antenna Factor (dB/m) + Cable loss (dB) – Pre-Amplifier gain (dB).

3.When the peak results are less than average limit, so not need to evaluate the average.

Standard:	FCC Part 15.407	Test Distance:	3 m
Test item:	Band edge		
Frequency:	5670 MHz		
Mode:	Mode 4		
Ant.Polar.:	Vertical		

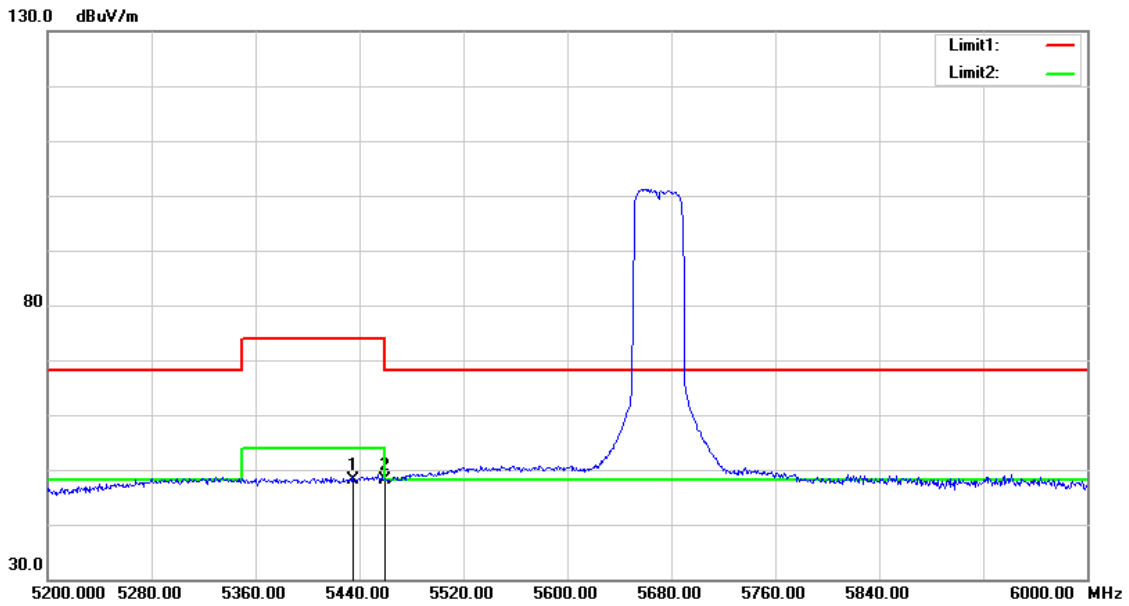

No.	Frequency (MHz)	Reading (dBuV)	Correct Factor (dB/m)	Result (dBuV/m)	Limit (dBuV/m)	Margin (dB)	Remark
1	5435.200	47.63	0.46	48.09	54.00	-5.91	AVG
2	5460.000	47.74	0.51	48.25	54.00	-5.75	AVG

Note:1.Result (dBuV/m) = Correct Factor (dB/m) + Reading(dBuV).

2.Correction factor (dB/m) = Antenna Factor (dB/m) + Cable loss (dB) – Pre-Amplifier gain (dB).

3.When the peak results are less than average limit, so not need to evaluate the average.

5.3. Conducted Test Results

Module : RJ-2002

SISO

Maximum Conducted Output Power Measurement

Test Mode	Frequency (MHz)	RF Power setting in Test Software		Test Software Version
		ANT-0	ANT-1	
Mode 2	5180	22.5	22.5	ART2-GUI version 2.3
	5200	24	24	
	5220	24	24	
	5240	23.5	23.5	
	5260	21	21	
	5280	21	21	
	5300	21	21	
	5320	20	20	
	5500	16.5	16.5	
	5520	21	21	
	5540	21	21	
	5560	21	21	
	5580	21	21	
	5600	21	21	
	5620	21	21	
	5640	21	21	
	5660	21	21	
	5680	21	21	
	5700	20	20	
	5745	28	28	
	5765	28.5	28.5	
	5785	28.5	28.5	
	5805	28.5	28.5	
	5825	29.5	29.5	

Test Mode	Frequency (MHz)	RF Power setting in Test Software		Test Software Version
		ANT-0	ANT-1	
Mode 3	5180	21	21	ART2-GUI version 2.3
	5200	22.5	22.5	
	5220	22.5	22.5	
	5240	23.5	23.5	
	5260	21.5	21.5	
	5280	21.5	21.5	
	5300	21.5	21.5	
	5320	20	20	
	5500	16.5	16.5	
	5520	21	21	
	5540	21	21	
	5560	21	21	
	5580	21	21	
	5600	21	21	
	5620	21	21	
	5640	21	21	
	5660	21	21	
	5680	21	21	
	5700	20	20	
	5745	28	28	
	5765	28.5	28.5	
	5785	28.5	28.5	
	5805	28.5	28.5	
	5825	29	29	
Mode 4	5190	18.5	18.5	ART2-GUI version 2.3
	5230	23.5	23.5	
	5270	22.5	22.5	
	5310	17	17	
	5510	14.5	14.5	
	5550	20	20	
	5590	20	20	
	5630	20	20	
	5670	20	20	
	5755	24.5	24.5	
	5795	25.5	25.5	

Maximum Conducted Output Power and Transmit power control Measurement

Test Mode		Mode 2: IEEE 802.11a Continuous TX mode				
Frequency (MHz)	Data Rate	ANT-0		ANT-1		Limit (dBm)
		Max. Output Power				
		(dBm)	(W)	(dBm)	(W)	
5180	6 M	20.71	0.118	21.62	0.145	≤ 29.00
5200		21.89	0.155	22.83	0.192	≤ 29.00
5220		21.85	0.153	22.78	0.190	≤ 29.00
5240		22.66	0.185	22.76	0.189	≤ 29.00
5260		19.52	0.090	20.08	0.102	≤ 23.00
5280		20.06	0.101	20.43	0.110	≤ 23.00
5300		20.01	0.100	20.36	0.109	≤ 23.00
5320		19.79	0.095	19.85	0.097	≤ 23.00
5500		17.35	0.054	17.53	0.057	≤ 24.00
5520		21.13	0.130	21.31	0.135	≤ 24.00
5540		21.12	0.129	21.28	0.134	≤ 24.00
5560		21.18	0.131	21.33	0.136	≤ 24.00
5580		20.82	0.121	20.97	0.125	≤ 24.00
5600		20.81	0.121	20.95	0.124	≤ 24.00
5620		20.86	0.122	21.03	0.127	≤ 24.00
5640		20.11	0.103	20.35	0.108	≤ 24.00
5660		19.01	0.080	19.27	0.085	≤ 24.00
5680		19.13	0.082	19.36	0.086	≤ 24.00
5700		17.46	0.056	17.83	0.061	≤ 24.00
5745		25.56	0.360	25.65	0.367	≤ 30.00
5765		25.81	0.381	25.96	0.394	≤ 30.00
5785		25.89	0.388	26.02	0.400	≤ 30.00
5805		25.77	0.378	25.88	0.387	≤ 30.00
5825		26.16	0.413	26.32	0.429	≤ 30.00

Note: The relevant measured result has the offset with cable loss already.

Test Mode		Mode 3: IEEE 802.11n 5 GHz 20 MHz Continuous TX mode				
Frequency (MHz)	Data Rate	ANT-0		ANT-1		Limit (dBm)
		Max. Output Power				
		(dBm)	(W)	(dBm)	(W)	
5180	6.5 M	17.70	0.059	19.10	0.081	≤ 29.00
5200		19.62	0.092	20.83	0.121	≤ 29.00
5220		19.56	0.090	20.79	0.120	≤ 29.00
5240		22.71	0.187	22.86	0.193	≤ 29.00
5260		20.32	0.108	20.75	0.119	≤ 23.00
5280		20.49	0.112	20.53	0.113	≤ 23.00
5300		20.42	0.110	20.49	0.112	≤ 23.00
5320		19.73	0.094	19.96	0.099	≤ 23.00
5500		17.73	0.059	18.23	0.067	≤ 24.00
5520		21.59	0.144	22.13	0.163	≤ 24.00
5540		21.57	0.144	22.11	0.163	≤ 24.00
5560		21.73	0.149	22.22	0.167	≤ 24.00
5580		21.53	0.142	21.72	0.149	≤ 24.00
5600		21.55	0.143	21.73	0.149	≤ 24.00
5620		20.96	0.125	21.06	0.128	≤ 24.00
5640		20.11	0.103	20.43	0.110	≤ 24.00
5660		18.99	0.079	19.06	0.081	≤ 24.00
5680		18.95	0.079	19.01	0.080	≤ 24.00
5700		17.89	0.062	18.21	0.066	≤ 24.00
5745		25.38	0.345	25.43	0.349	≤ 30.00
5765		25.58	0.361	25.75	0.376	≤ 30.00
5785		25.63	0.366	25.77	0.378	≤ 30.00
5805		25.59	0.362	25.73	0.374	≤ 30.00
5825		26.46	0.443	26.53	0.450	≤ 30.00

Note: The relevant measured result has the offset with cable loss already.

Test Mode		Mode 4: IEEE 802.11n 5 GHz 40 MHz Continuous TX mode				
Frequency (MHz)	Data Rate	ANT-0		ANT-1		Limit (dBm)
		Max. Output Power				
		(dBm)	(W)	(dBm)	(W)	
5190	13.5 M	15.95	0.039	17.36	0.054	≤ 29.00
5230		22.99	0.199	23.09	0.204	≤ 29.00
5270		21.39	0.138	21.65	0.146	≤ 23.00
5310		16.83	0.048	16.92	0.049	≤ 23.00
5510		15.81	0.038	16.80	0.048	≤ 24.00
5550		20.72	0.118	21.09	0.129	≤ 24.00
5590		20.03	0.101	20.38	0.109	≤ 24.00
5630		19.71	0.094	20.02	0.100	≤ 24.00
5670		18.38	0.069	18.62	0.073	≤ 24.00
5755		22.26	0.168	22.43	0.175	≤ 30.00
5795		22.22	0.167	22.28	0.169	≤ 30.00

Note: The relevant measured result has the offset with cable loss already.

Test Mode		Mode 2: IEEE 802.11a Continuous TX mode			
Frequency (MHz)	Data Rate	Max_EIRP at any elevation angle > 30˚from horizon			Limit (dBm)
		Max. Output Power (dBm)	Elevation angle above 30˚Max Gain (dBi)	Elevation angle above 30˚EIRP (dBm)	
		ANT-1			
5180	6 M	21.62	-2.1	19.52	≤ 21.00
5200		22.83	-2.1	20.73	≤ 21.00
5220		22.78	-2.1	20.68	≤ 21.00
5240		22.76	-2.1	20.66	≤ 21.00

Test Mode		Mode 3: IEEE 802.11n 5 GHz 20 MHz Continuous TX mode			
Frequency (MHz)	Data Rate	Max_EIRP at any elevation angle > 30˚from horizon			Limit (dBm)
		Max. Output Power (dBm)	Elevation angle above 30˚Max Gain (dBi)	Elevation angle above 30˚EIRP (dBm)	
		ANT-1			
5180	6.5 M	19.10	-2.1	17.00	≤ 21.00
5200		20.83	-2.1	18.73	≤ 21.00
5220		20.79	-2.1	18.69	≤ 21.00
5240		22.86	-2.1	20.76	≤ 21.00

Test Mode		Mode 4: IEEE 802.11n 5 GHz 40 MHz Continuous TX mode			
Frequency (MHz)	Data Rate	Max_EIRP at any elevation angle > 30˚from horizon			Limit (dBm)
		Max. Output Power (dBm)	Elevation angle above 30˚Max Gain (dBi)	Elevation angle above 30˚EIRP (dBm)	
		ANT-1			
5190	13.5 M	17.36	-2.1	15.26	≤ 21.00
5230		23.09	-2.1	20.99	≤ 21.00

Transmit power control Measurement

Test Mode	Data Rate	Frequency (MHz)	ANT-1				E.I.R.P. Limit (dBm)
			Max. Outup Power	Max. Gain	E.I.R.P.		
			(dBm)	(dBi)	(dBm)	(W)	
Mode 2	6 M	5260	16.62	7.00	23.62	0.230	≤ 24.00
		5280	16.57	7.00	23.57	0.228	≤ 24.00
		5300	16.49	7.00	23.49	0.223	≤ 24.00
		5320	16.73	7.00	23.73	0.236	≤ 24.00
		5500	17.53	6.00	23.53	0.225	≤ 24.00
		5520	17.31	6.00	23.31	0.214	≤ 24.00
		5540	17.29	6.00	23.29	0.213	≤ 24.00
		5560	17.55	6.00	23.55	0.226	≤ 24.00
		5580	17.53	6.00	23.53	0.225	≤ 24.00
		5600	17.51	6.00	23.51	0.224	≤ 24.00
		5620	17.39	6.00	23.39	0.218	≤ 24.00
		5640	17.12	6.00	23.12	0.205	≤ 24.00
		5660	16.93	6.00	22.93	0.196	≤ 24.00
		5680	16.52	6.00	22.52	0.179	≤ 24.00
		5700	17.83	6.00	23.83	0.242	≤ 24.00
Mode 3	6.5 M	5260	16.92	7.00	23.92	0.247	≤ 24.00
		5280	16.78	7.00	23.78	0.239	≤ 24.00
		5300	16.71	7.00	23.71	0.235	≤ 24.00
		5320	16.91	7.00	23.91	0.246	≤ 24.00
		5500	17.43	6.00	23.43	0.220	≤ 24.00
		5520	17.32	6.00	23.32	0.215	≤ 24.00
		5540	17.31	6.00	23.31	0.214	≤ 24.00
		5560	17.55	6.00	23.55	0.226	≤ 24.00
		5580	17.51	6.00	23.51	0.224	≤ 24.00
		5600	17.49	6.00	23.49	0.223	≤ 24.00
		5620	17.48	6.00	23.48	0.223	≤ 24.00
		5640	17.13	6.00	23.13	0.206	≤ 24.00
		5660	16.89	6.00	22.89	0.195	≤ 24.00
		5680	16.59	6.00	22.59	0.182	≤ 24.00
		5700	17.53	6.00	23.53	0.225	≤ 24.00
Mode 4	13.5 M	5270	16.65	7.00	23.65	0.232	≤ 24.00
		5310	16.92	7.00	23.92	0.247	≤ 24.00
		5510	16.80	6.00	22.80	0.191	≤ 24.00
		5550	17.74	6.00	23.74	0.237	≤ 24.00
		5590	17.61	6.00	23.61	0.230	≤ 24.00
		5630	17.42	6.00	23.42	0.220	≤ 24.00
		5670	17.43	6.00	23.43	0.220	≤ 24.00

Note: The relevant measured result has the offset with cable loss already.

26 dB RF Bandwidth

Test Mode	Frequency (MHz)	ANT-1
		Measurement Results (MHz)
Mode 2	5180	25.040
	5200	25.130
	5240	25.100
	5260	25.200
	5280	24.970
	5320	24.530
	5500	24.770
	5560	25.270
	5700	24.980
Mode 3	5180	25.980
	5200	26.370
	5240	29.920
	5260	25.830
	5280	25.830
	5320	25.510
	5500	25.340
	5560	27.240
	5700	26.740
Mode 4	5190	50.430
	5230	61.100
	5270	50.270
	5310	49.810
	5510	59.390
	5550	51.370
	5670	50.060

■ **Test Graphs**

Mode 2: IEEE 802.11a Continuous TX mode_ANT-1	
5180 MHz	
5200 MHz	
5240 MHz	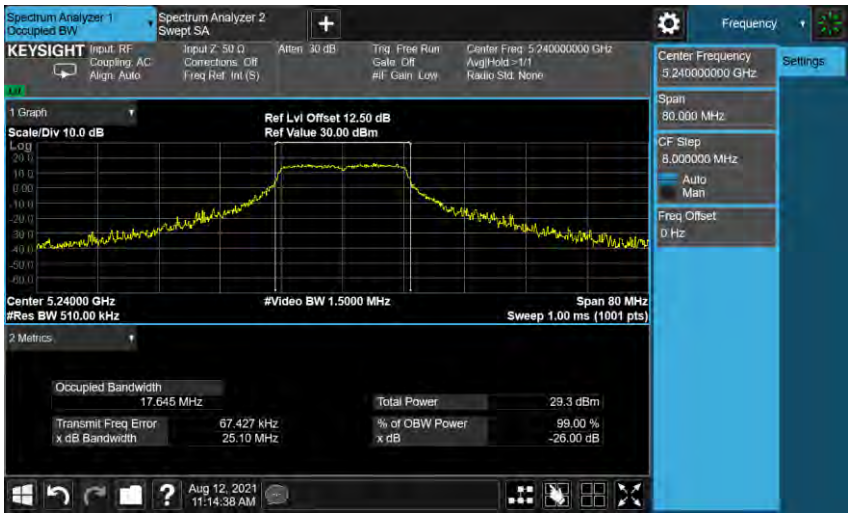

Mode 2: IEEE 802.11a Continuous TX mode_ANT-1	
5260 MHz	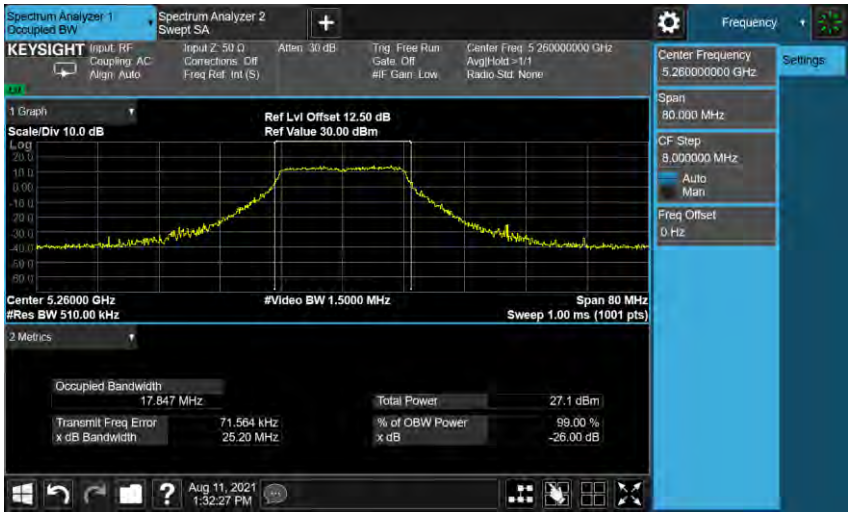
5280 MHz	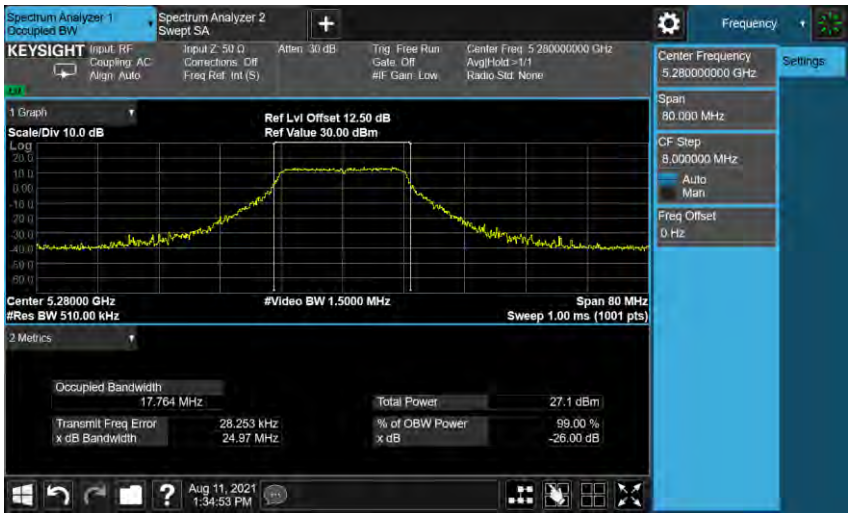
5320 MHz	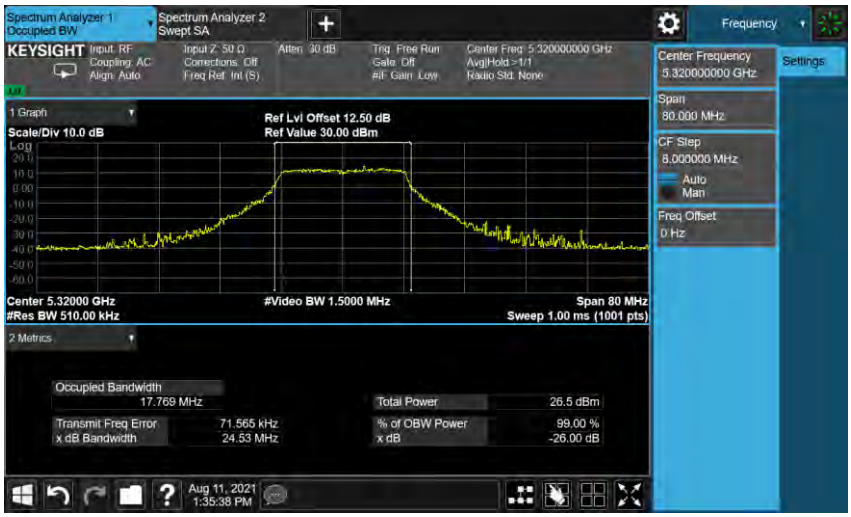

Mode 2: IEEE 802.11a Continuous TX mode_ANT-1	
5500 MHz	
5560 MHz	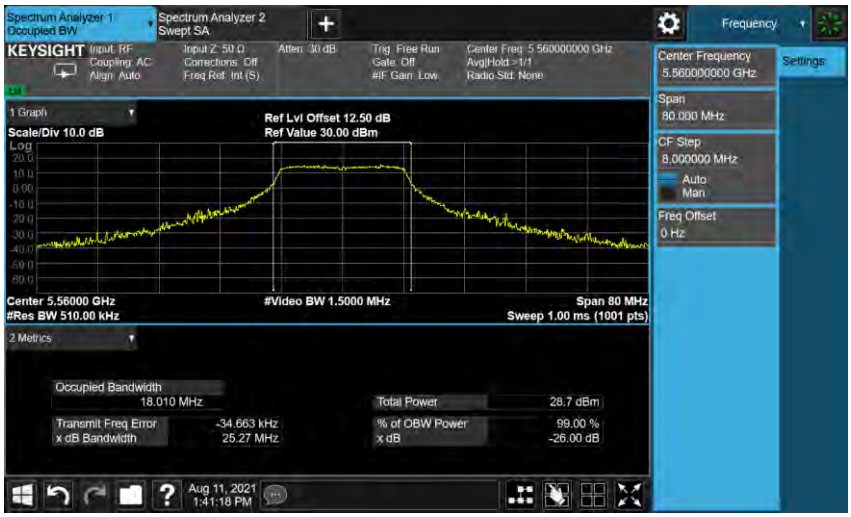
5700 MHz	