Mode 3: IEEE 802.11n 5 GHz 20 MHz Continuous TX Mode_ANT-1	
5180 MHz	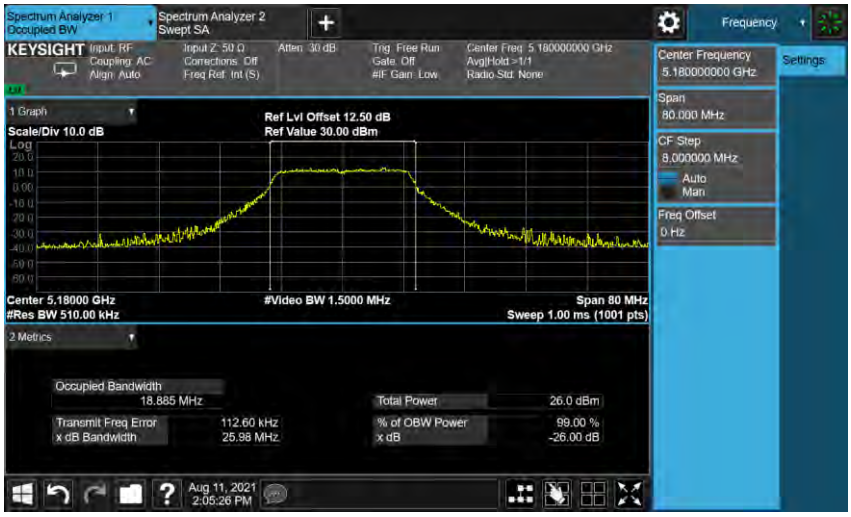
5200 MHz	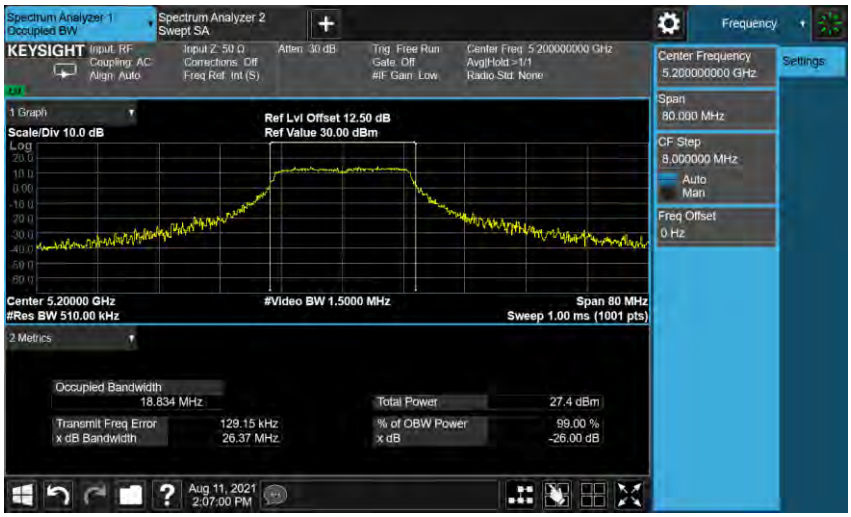
5240 MHz	

Mode 3: IEEE 802.11n 5 GHz 20 MHz Continuous TX Mode_ANT-1	
5260 MHz	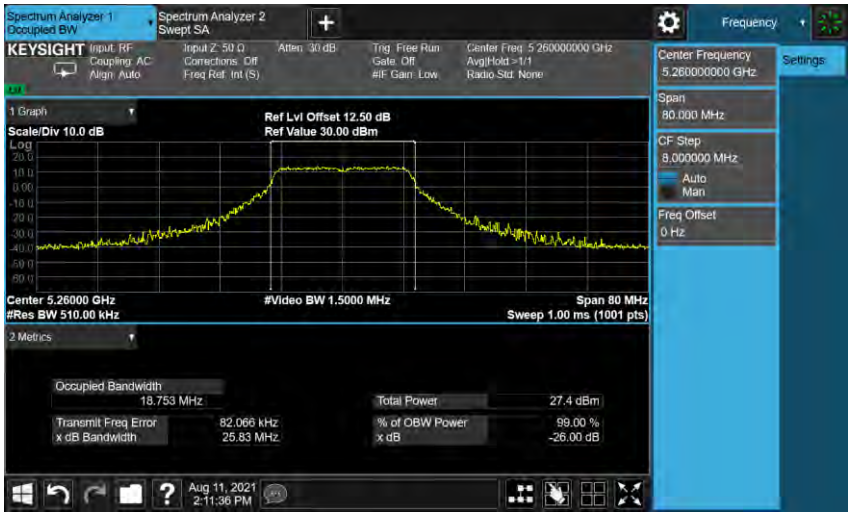
5280 MHz	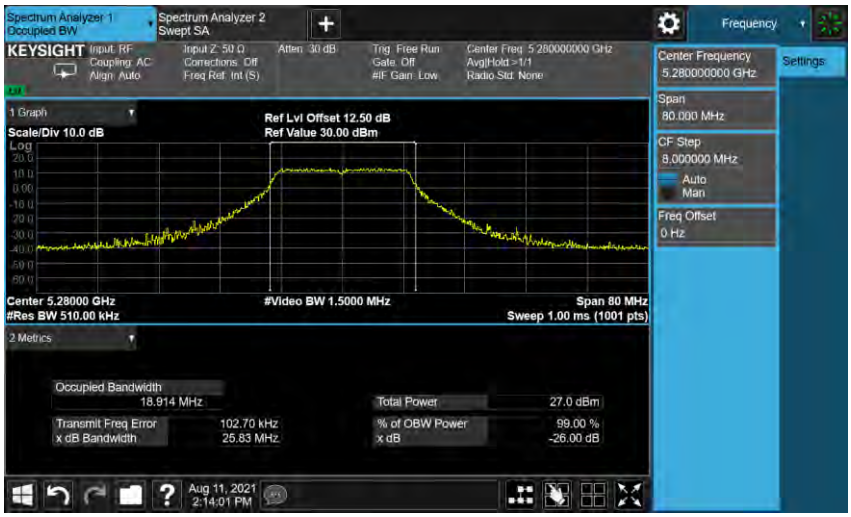
5320 MHz	

Mode 3: IEEE 802.11n 5 GHz 20 MHz Continuous TX Mode_ANT-1	
5500 MHz	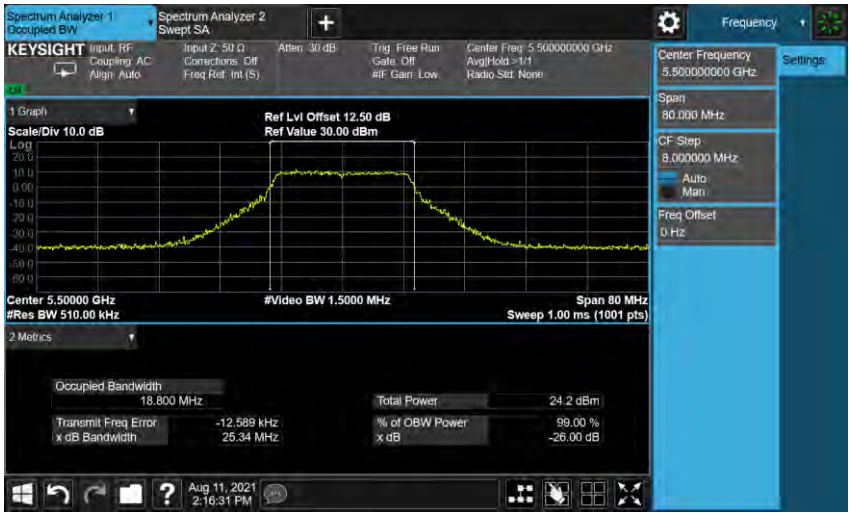
5560 MHz	
5700 MHz	

Mode 4: IEEE 802.11n 5 GHz 40 MHz Continuous TX Mode_ANT-1	
5190 MHz	
5230 MHz	

Mode 4: IEEE 802.11n 5 GHz 40 MHz Continuous TX Mode_ANT-1	
5270 MHz	
5310 MHz	

Mode 4: IEEE 802.11n 5 GHz 40 MHz Continuous TX Mode_ANT-1	
5510 MHz	
5550 MHz	
5670 MHz	

6 dB RF Bandwidth Measurement

Test Mode	Frequency (MHz)	ANT-1	Limit (kHz)
		Measurement Results (kHz)	
Mode 2	5745	16420	≥ 500
	5785	16420	≥ 500
	5825	16400	≥ 500
Mode 3	5745	17400	≥ 500
	5785	17300	≥ 500
	5825	17640	≥ 500
Mode 4	5755	36070	≥ 500
	5795	35800	≥ 500

■ **Test Graphs**

Mode 2: IEEE 802.11a Continuous TX mode_ANT-1	
5745 MHz	
5785 MHz	
5825 MHz	

Mode 3: IEEE 802.11n 5 GHz 20 MHz Continuous TX Mode_ANT-1	
5745 MHz	
5785 MHz	
5825 MHz	

Mode 4: IEEE 802.11n 5 GHz 40 MHz Continuous TX Mode_ANT-1	
5755 MHz	
5795 MHz	

Maximum Power Spectral Density Measurement

	Frequency (MHz)	ANT-1			Limit
		Measurement (dBm/MHz)	Duty Factor (dB)	Calculated (dBm/MHz)	(dBm/MHz)
Mode 2	5180	10.277	0.074	10.351	≤ 16.00
	5200	11.678	0.074	11.752	≤ 16.00
	5240	11.884	0.074	11.958	≤ 16.00
	5260	9.155	0.074	9.229	≤ 10.00
	5280	9.271	0.074	9.345	≤ 10.00
	5320	8.568	0.074	8.642	≤ 10.00
	5500	6.274	0.074	6.348	≤ 11.00
	5560	10.391	0.074	10.465	≤ 11.00
	5700	5.834	0.074	5.908	≤ 11.00

Note: Method SA-2, Power density = measured result + 10 log(1/duty cycle) + Conversion ratio = measured result + duty factor.

	Frequency (MHz)	ANT-1			Limit
		Measurement (dBm/100 kHz)	Duty Factor (dB)	Calculated (dBm/500 kHz)	(dBm/500 kHz)
Mode 2	5745	5.297	0.074	12.360	≤ 30.00
	5785	4.957	0.074	12.020	≤ 30.00
	5825	5.035	0.074	12.098	≤ 30.00

Note: Method SA-2, Power density = measured result + 10 log(1/duty cycle) + Conversion ratio = measured result + duty factor.

Conversion ratio = 10*Log(500 k/100 k)

	Frequency (MHz)	ANT-1			Limit
		Measurement (dBm/MHz)	Duty Factor (dB)	Calculated (dBm/MHz)	(dBm/MHz)
Mode 3	5180	7.577	0.157	7.734	≤ 16.00
	5200	9.692	0.157	9.849	≤ 16.00
	5240	11.751	0.157	11.908	≤ 16.00
	5260	9.265	0.157	9.422	≤ 10.00
	5280	9.040	0.157	9.197	≤ 10.00
	5320	8.044	0.157	8.201	≤ 10.00
	5500	6.598	0.157	6.755	≤ 11.00
	5560	10.215	0.157	10.372	≤ 11.00
	5700	5.297	0.157	5.454	≤ 11.00

Note: Method SA-2, Power density = measured result + 10 log(1/duty cycle) + Conversion ratio = measured result + duty factor.

	Frequency (MHz)	ANT-1			Limit
		Measurement (dBm/100 kHz)	Duty Factor (dB)	Calculated (dBm/500 kHz)	(dBm/500 kHz)
Mode 3	5745	4.493	0.157	11.640	≤ 30.00
	5785	5.330	0.157	12.477	≤ 30.00
	5825	4.988	0.157	12.135	≤ 30.00

Note: Method SA-2, Power density = measured result + 10 log(1/duty cycle) + Conversion ratio = measured result + duty factor.

Conversion ratio = 10*Log(500 k/100 k)

	Frequency (MHz)	ANT-1			Limit
		Measurement (dBm/MHz)	Duty Factor (dB)	Calculated (dBm/MHz)	(dBm/MHz)
Mode 4	5190	3.073	0.224	3.297	≤ 16.00
	5230	8.734	0.224	8.958	≤ 16.00
	5270	7.364	0.224	7.588	≤ 16.00
	5310	2.063	0.224	2.287	≤ 10.00
	5510	1.794	0.224	2.018	≤ 10.00
	5550	6.426	0.224	6.650	≤ 10.00
	5670	4.459	0.224	4.683	≤ 11.00

Note: Method SA-2, Power density = measured result + 10 log(1/duty cycle) + Conversion ratio = measured result + duty factor.

	Frequency (MHz)	ANT-1			Limit
		Measurement (dBm/100 kHz)	Duty Factor (dB)	Calculated (dBm/500 kHz)	(dBm/500 kHz)
Mode 4	5755	-1.399	0.224	5.814	≤ 30.00
	5795	-0.469	0.224	6.744	≤ 30.00

Note: Method SA-2, Power density = measured result + 10 log(1/duty cycle) + Conversion ratio = measured result + duty factor.

Conversion ratio = 10*Log(500 k/100 k)

■ **Test Graphs**

Mode 2: IEEE 802.11a Continuous TX mode_ANT-1	
5180 MHz	
5200 MHz	
5240 MHz	

Mode 2: IEEE 802.11a Continuous TX mode_ANT-1	
5260 MHz	
5280 MHz	
5320 MHz	

Mode 2: IEEE 802.11a Continuous TX mode_ANT-1	
5500 MHz	
5560 MHz	
5700 MHz	

Mode 2: IEEE 802.11a Continuous TX mode_ANT-1	
5745 MHz	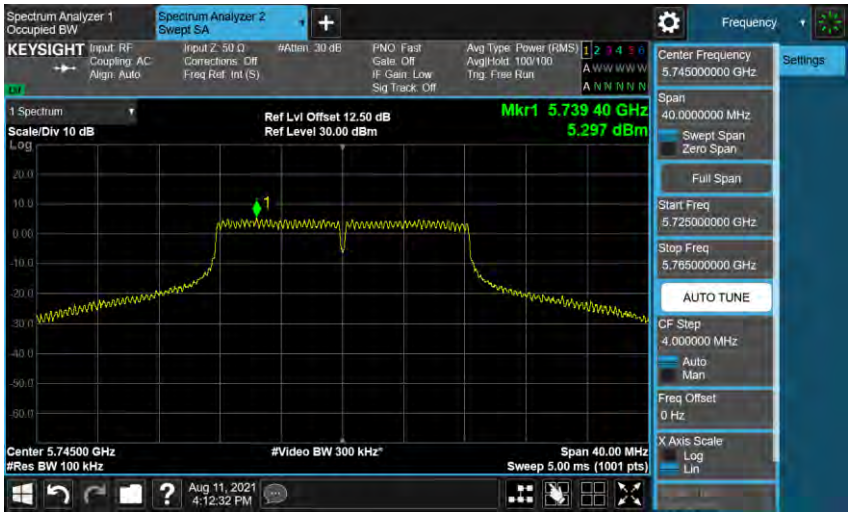
5785 MHz	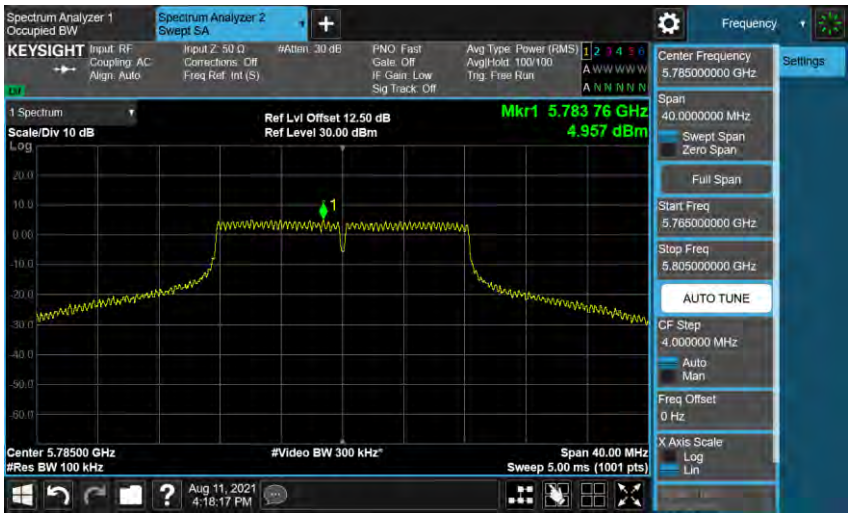
5825 MHz	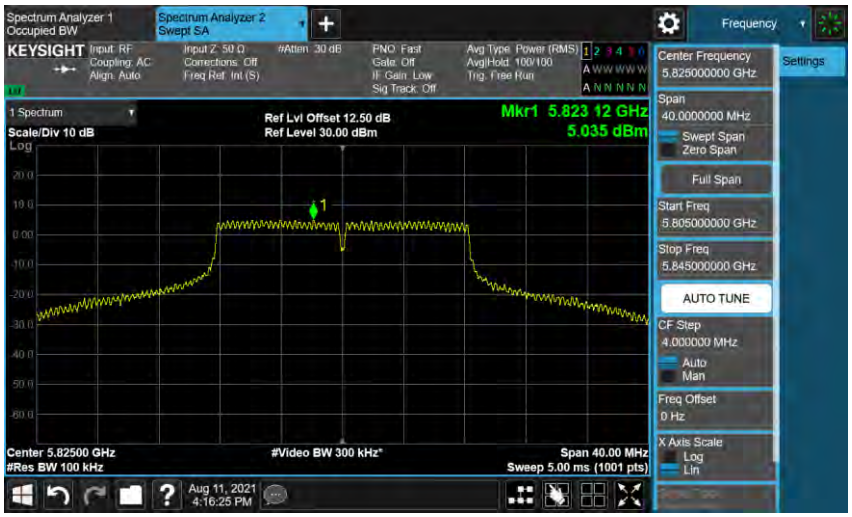

Mode 3: IEEE 802.11n 5 GHz 20 MHz Continuous TX Mode_ANT-1	
5180 MHz	
5200 MHz	
5240 MHz	

Mode 3: IEEE 802.11n 5 GHz 20 MHz Continuous TX Mode_ANT-1	
5260 MHz	
5280 MHz	
5320 MHz	

Mode 3: IEEE 802.11n 5 GHz 20 MHz Continuous TX Mode_ANT-1	
5500 MHz	
5560 MHz	
5700 MHz	

Mode 3: IEEE 802.11n 5 GHz 20 MHz Continuous TX Mode_ANT-1	
5745 MHz	
5785 MHz	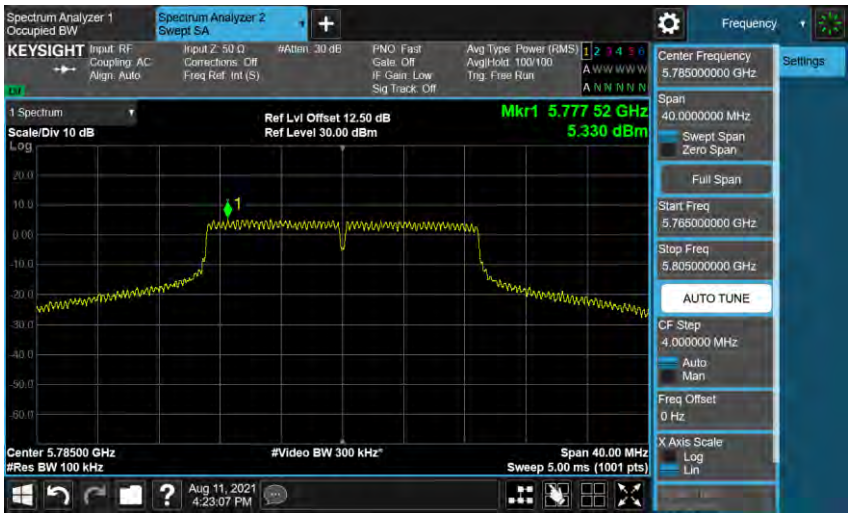
5825 MHz	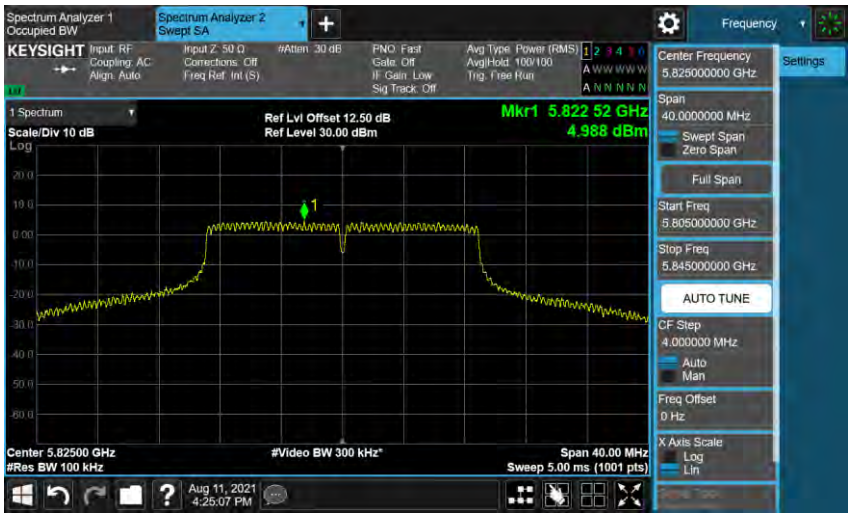

Mode 4: IEEE 802.11n 5 GHz 40 MHz Continuous TX Mode_ANT-1	
5190 MHz	
5230 MHz	

Mode 4: IEEE 802.11n 5 GHz 40 MHz Continuous TX Mode_ANT-1	
5270 MHz	
5310 MHz	

Mode 4: IEEE 802.11n 5 GHz 40 MHz Continuous TX Mode_ANT-1	
5510 MHz	
5550 MHz	
5670 MHz	

Mode 4: IEEE 802.11n 5 GHz 40 MHz Continuous TX Mode_ANT-1	
5755 MHz	
5795 MHz	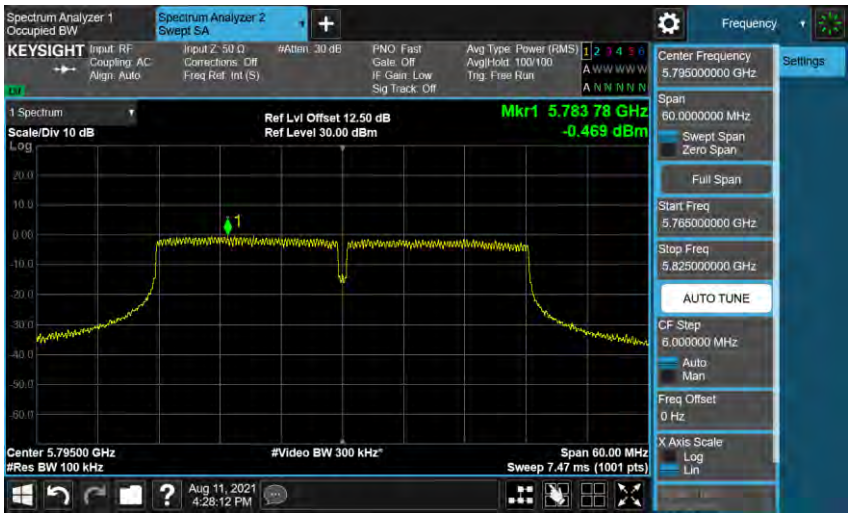

MIMO

Maximum Conducted Output Power Measurement

Test Mode	Frequency (MHz)	RF Power setting in Test Software		Test Software Version
		ANT-0	ANT-1	
Mode 2	5180	21	21	ART2-GUI version 2.3
	5200	21	21	
	5220	21	21	
	5240	21	21	
	5260	18	18	
	5280	18	18	
	5300	18	18	
	5320	18	18	
	5500	16.5	16.5	
	5520	16.5	16.5	
	5540	16.5	16.5	
	5560	16.5	16.5	
	5580	16.5	16.5	
	5600	16.5	16.5	
	5620	16.5	16.5	
	5640	16.5	16.5	
	5660	16.5	16.5	
	5680	16.5	16.5	
	5700	21	21	
	5745	27	27	
	5765	27.5	27.5	
	5785	27.5	27.5	
	5805	27.5	27.5	
	5825	27	27	

Test Mode	Frequency (MHz)	RF Power setting in Test Software		Test Software Version
		ANT-0	ANT-1	
Mode 3	5180	21	21	ART2-GUI version 2.3
	5200	22	22	
	5220	22	22	
	5240	21	21	
	5260	19	19	
	5280	19	19	
	5300	19	19	
	5320	17	17	
	5500	17	17	
	5520	17	17	
	5540	17	17	
	5560	17	17	
	5580	17	17	
	5600	17	17	
	5620	17	17	
	5640	17	17	
	5660	17	17	
	5680	17	17	
	5700	18	18	
	5745	27	27	
	5765	28	28	
	5785	28	28	
	5805	28	28	
	5825	27	27	
Mode 4	5190	18	18	ART2-GUI version 2.3
	5230	20	20	
	5270	20	20	
	5310	17	17	
	5510	13	13	
	5550	14.5	14.5	
	5590	14.5	14.5	
	5630	14.5	14.5	
	5670	16	16	
	5755	18	18	
	5795	19	19	

Maximum Conducted Output Power and Transmit power control Measurement

Test Mode		Mode 2: IEEE 802.11a Continuous TX mode						
Frequency (MHz)	Data Rate	ANT-0		ANT-1		ANT-0+1		Limit (dBm)
		Max. Output Power						
		(dBm)	(W)	(dBm)	(W)	(dBm)	(W)	
5180	6 M	18.73	0.075	20.00	0.100	22.42	0.175	≤ 29.00
5200		18.72	0.074	19.98	0.100	22.41	0.174	≤ 29.00
5220		18.69	0.074	19.92	0.098	22.36	0.172	≤ 29.00
5240		19.41	0.087	20.36	0.109	22.92	0.196	≤ 29.00
5260		16.52	0.045	17.03	0.050	19.79	0.095	≤ 23.00
5280		17.26	0.053	17.52	0.056	20.40	0.110	≤ 23.00
5300		17.22	0.053	17.48	0.056	20.36	0.109	≤ 23.00
5320		17.83	0.061	18.22	0.066	21.04	0.127	≤ 23.00
5500		18.48	0.070	19.02	0.080	21.77	0.150	≤ 24.00
5520		17.89	0.062	18.41	0.069	21.17	0.131	≤ 24.00
5540		17.85	0.061	18.43	0.070	21.16	0.131	≤ 24.00
5560		17.92	0.062	18.46	0.070	21.21	0.132	≤ 24.00
5580		17.73	0.059	18.27	0.067	21.02	0.126	≤ 24.00
5600		17.32	0.054	17.86	0.061	20.61	0.115	≤ 24.00
5620		17.18	0.052	17.66	0.058	20.44	0.111	≤ 24.00
5640		16.43	0.044	16.89	0.049	19.68	0.093	≤ 24.00
5660		16.23	0.042	16.72	0.047	19.49	0.089	≤ 24.00
5680		16.25	0.042	16.71	0.047	19.50	0.089	≤ 24.00
5700		18.82	0.076	19.33	0.086	22.09	0.162	≤ 24.00
5745		24.42	0.277	24.52	0.283	27.48	0.560	≤ 30.00
5765		24.48	0.281	24.56	0.286	27.53	0.566	≤ 30.00
5785		24.61	0.289	24.72	0.296	27.68	0.586	≤ 30.00
5805		24.26	0.267	24.38	0.274	27.33	0.541	≤ 30.00
5825		24.36	0.273	24.73	0.297	27.56	0.570	≤ 30.00

Note: The relevant measured result has the offset with cable loss already.

Test Mode		Mode 3: IEEE 802.11n 5 GHz 20 MHz Continuous TX mode						
Frequency (MHz)	Data Rate	ANT-0		ANT-1		ANT-0+1		Limit (dBm)
		Max. Output Power						
		(dBm)	(W)	(dBm)	(W)	(dBm)	(W)	
5180	13 M	17.45	0.056	18.33	0.068	20.92	0.124	≤ 29.00
5200		18.92	0.078	19.32	0.086	22.13	0.163	≤ 29.00
5220		18.63	0.073	18.91	0.078	21.78	0.151	≤ 29.00
5240		19.46	0.088	19.76	0.095	22.62	0.183	≤ 29.00
5260		17.53	0.057	17.72	0.059	20.64	0.116	≤ 23.00
5280		17.81	0.060	18.32	0.068	21.08	0.128	≤ 23.00
5300		17.42	0.055	17.76	0.060	20.60	0.115	≤ 23.00
5320		16.76	0.047	17.03	0.050	19.91	0.098	≤ 23.00
5500		18.82	0.076	19.52	0.090	22.19	0.166	≤ 24.00
5520		18.25	0.067	18.63	0.073	21.45	0.140	≤ 24.00
5540		18.23	0.067	18.62	0.073	21.44	0.139	≤ 24.00
5560		18.29	0.067	18.69	0.074	21.50	0.141	≤ 24.00
5580		18.19	0.066	18.52	0.071	21.37	0.137	≤ 24.00
5600		17.62	0.058	18.22	0.066	20.94	0.124	≤ 24.00
5620		17.46	0.056	18.03	0.064	20.76	0.119	≤ 24.00
5640		16.72	0.047	17.37	0.055	20.07	0.102	≤ 24.00
5660		16.46	0.044	17.02	0.050	19.76	0.095	≤ 24.00
5680		15.45	0.035	15.91	0.039	18.70	0.074	≤ 24.00
5700		15.89	0.039	15.96	0.039	18.94	0.078	≤ 24.00
5745		24.42	0.277	24.57	0.286	27.51	0.563	≤ 30.00
5765		25.16	0.328	25.28	0.337	28.23	0.665	≤ 30.00
5785		25.23	0.333	25.31	0.340	28.28	0.673	≤ 30.00
5805		25.01	0.317	25.09	0.323	28.06	0.640	≤ 30.00
5825		24.31	0.270	24.63	0.290	27.48	0.560	≤ 30.00

Note: The relevant measured result has the offset with cable loss already.

Test Mode		Mode 4: IEEE 802.11n 5 GHz 40 MHz Continuous TX mode						
Frequency (MHz)	Data Rate	ANT-0		ANT-1		ANT-0+1		Limit (dBm)
		Max. Output Power						
		(dBm)	(W)	(dBm)	(W)	(dBm)	(W)	
5190	27 M	16.47	0.044	17.66	0.058	20.12	0.103	≤ 29.00
5230		18.28	0.067	19.12	0.082	21.73	0.149	≤ 29.00
5270		18.89	0.077	19.08	0.081	22.00	0.158	≤ 23.00
5310		17.43	0.055	18.21	0.066	20.85	0.122	≤ 23.00
5510		14.05	0.025	15.15	0.033	17.65	0.058	≤ 24.00
5550		16.43	0.044	16.56	0.045	19.51	0.089	≤ 24.00
5590		16.22	0.042	16.33	0.043	19.29	0.085	≤ 24.00
5630		15.48	0.035	15.61	0.036	18.56	0.072	≤ 24.00
5670		16.57	0.045	16.71	0.047	19.65	0.092	≤ 24.00
5755		15.68	0.037	15.76	0.038	18.73	0.075	≤ 30.00
5795		16.79	0.048	17.15	0.052	19.98	0.100	≤ 30.00

Note: The relevant measured result has the offset with cable loss already.

Test Mode		Mode 2: IEEE 802.11a Continuous TX mode			
Frequency (MHz)	Data Rate	Max_EIRP at any elevation angle > 30˚from horizon			Limit (dBm)
		Max. Output Power (dBm)	Elevation angle above 30˚Max Gain (dBi)	Elevation angle above 30˚EIRP (dBm)	
		ANT-0+1			
5180	6 M	22.42	-2.1	20.32	≤ 21.00
5200		22.41	-2.1	20.31	≤ 21.00
5220		22.36	-2.1	20.26	≤ 21.00
5240		22.92	-2.1	20.82	≤ 21.00

Test Mode		Mode 3: IEEE 802.11n 5 GHz 20 MHz Continuous TX mode			
Frequency (MHz)	Data Rate	Max_EIRP at any elevation angle > 30˚from horizon			Limit (dBm)
		Max. Output Power (dBm)	Elevation angle above 30˚Max Gain (dBi)	Elevation angle above 30˚EIRP (dBm)	
		ANT-0+1			
5180	13 M	20.92	-2.1	18.82	≤ 21.00
5200		22.13	-2.1	20.03	≤ 21.00
5220		21.78	-2.1	19.68	≤ 21.00
5240		22.62	-2.1	20.52	≤ 21.00

Test Mode		Mode 4: IEEE 802.11n 5 GHz 40 MHz Continuous TX mode			
Frequency (MHz)	Data Rate	Max_EIRP at any elevation angle > 30˚from horizon			Limit (dBm)
		Max. Output Power (dBm)	Elevation angle above 30˚Max Gain (dBi)	Elevation angle above 30˚EIRP (dBm)	
		ANT-0+1			
5190	27 M	20.12	-2.1	18.02	≤ 21.00
5230		21.73	-2.1	19.63	≤ 21.00

Transmit power control Measurement

Test Mode	Data Rate	Frequency (MHz)	ANT-0+1				E.I.R.P. Limit (dBm)
			Max. Outup Power	Max. Gain	E.I.R.P.		
			(dBm)	(dBi)	(dBm)	(W)	
Mode 2	6 M	5260	16.42	7.00	23.42	0.220	≤ 24.00
		5280	16.78	7.00	23.78	0.239	≤ 24.00
		5300	16.69	7.00	23.69	0.234	≤ 24.00
		5320	16.72	7.00	23.72	0.236	≤ 24.00
		5500	17.65	6.00	23.65	0.232	≤ 24.00
		5520	17.16	6.00	23.16	0.207	≤ 24.00
		5540	17.16	6.00	23.16	0.207	≤ 24.00
		5560	17.19	6.00	23.19	0.208	≤ 24.00
		5580	17.07	6.00	23.07	0.203	≤ 24.00
		5600	16.98	6.00	22.98	0.198	≤ 24.00
		5620	16.81	6.00	22.81	0.191	≤ 24.00
		5640	16.34	6.00	22.34	0.171	≤ 24.00
		5660	16.25	6.00	22.25	0.168	≤ 24.00
		5680	15.85	6.00	21.85	0.153	≤ 24.00
		5700	16.46	6.00	22.46	0.176	≤ 24.00
Mode 3	13 M	5260	16.52	7.00	23.52	0.225	≤ 24.00
		5280	16.96	7.00	23.96	0.249	≤ 24.00
		5300	16.93	7.00	23.93	0.247	≤ 24.00
		5320	16.79	7.00	23.79	0.239	≤ 24.00
		5500	17.65	6.00	23.65	0.231	≤ 24.00
		5520	17.40	6.00	23.40	0.219	≤ 24.00
		5540	17.39	6.00	23.39	0.218	≤ 24.00
		5560	17.44	6.00	23.44	0.221	≤ 24.00
		5580	17.32	6.00	23.32	0.215	≤ 24.00
		5600	17.19	6.00	23.19	0.208	≤ 24.00
		5620	17.01	6.00	23.01	0.200	≤ 24.00
		5640	16.40	6.00	22.40	0.174	≤ 24.00
		5660	16.12	6.00	22.12	0.163	≤ 24.00
		5680	15.68	6.00	21.68	0.147	≤ 24.00
		5700	16.56	6.00	22.56	0.180	≤ 24.00
Mode 4	27 M	5270	16.07	7.00	23.07	0.203	≤ 24.00
		5310	16.59	7.00	23.59	0.229	≤ 24.00
		5510	17.65	6.00	23.65	0.231	≤ 24.00
		5550	17.88	6.00	23.88	0.245	≤ 24.00
		5590	17.61	6.00	23.61	0.230	≤ 24.00
		5630	17.04	6.00	23.04	0.202	≤ 24.00
		5670	17.70	6.00	23.70	0.234	≤ 24.00

Note: The relevant measured result has the offset with cable loss already.

26 dB RF Bandwidth

Test Mode	Frequency (MHz)	ANT-0	ANT-1
		Measurement Results (MHz)	Measurement Results (MHz)
Mode 2	5180	25.530	23.800
	5200	25.560	23.050
	5240	25.650	23.670
	5260	25.340	24.130
	5280	24.220	23.650
	5320	24.690	23.880
	5500	24.740	22.810
	5560	25.020	24.010
	5700	25.590	24.300
Mode 3	5180	26.090	23.660
	5200	25.620	24.060
	5240	26.090	24.280
	5260	25.770	24.270
	5280	26.340	24.540
	5320	25.740	24.870
	5500	33.960	24.190
	5560	25.500	24.030
	5700	25.470	24.330
Mode 4	5190	50.930	49.270
	5230	50.290	48.090
	5270	72.630	49.220
	5310	61.160	60.060
	5510	60.130	48.080
	5550	50.770	47.570
	5670	51.040	47.570

■ **Test Graphs**

Mode 2: IEEE 802.11a Continuous TX mode_ANT-0	
5180 MHz	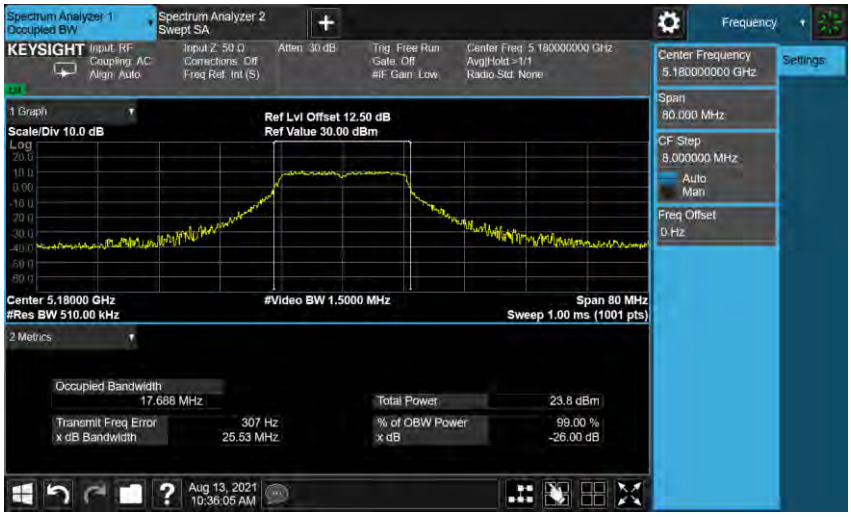
5200 MHz	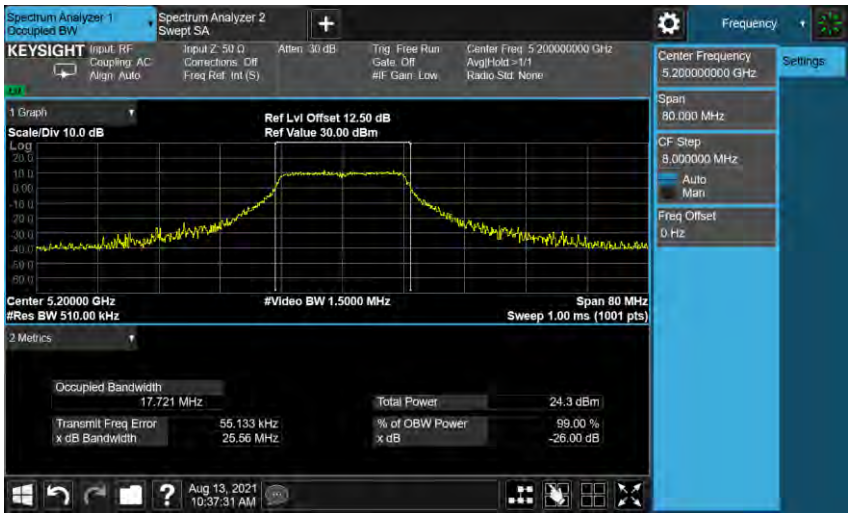
5240 MHz	

Mode 2: IEEE 802.11a Continuous TX mode_ANT-0	
5260 MHz	
5280 MHz	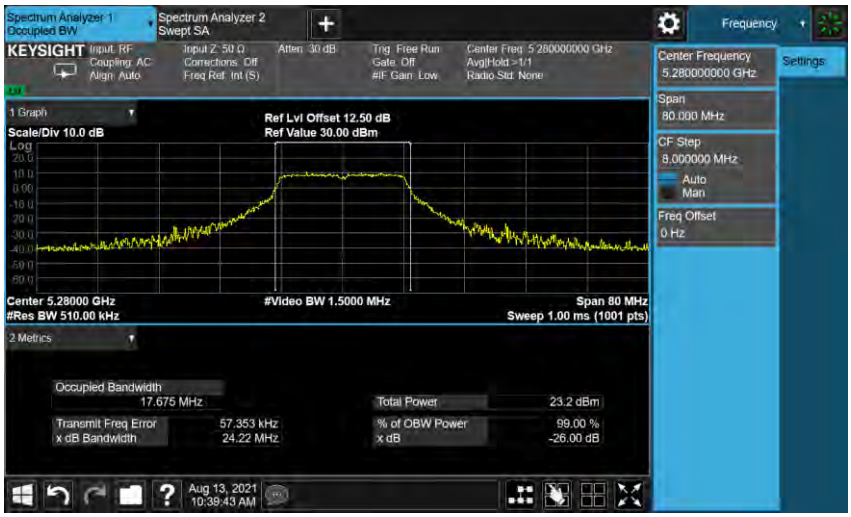
5320 MHz	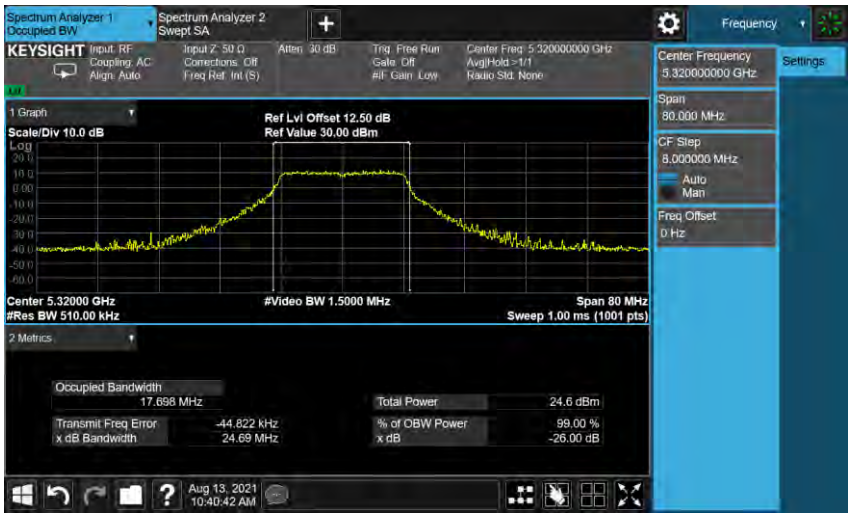

Mode 2: IEEE 802.11a Continuous TX mode_ANT-0	
5500 MHz	
5560 MHz	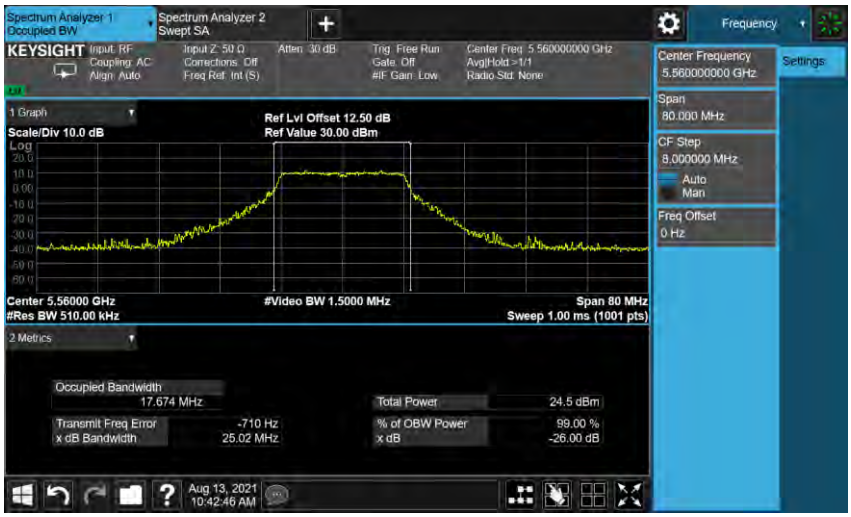
5700 MHz	

Mode 3: IEEE 802.11n 5 GHz 20 MHz Continuous TX Mode_ANT-0	
5180 MHz	
5200 MHz	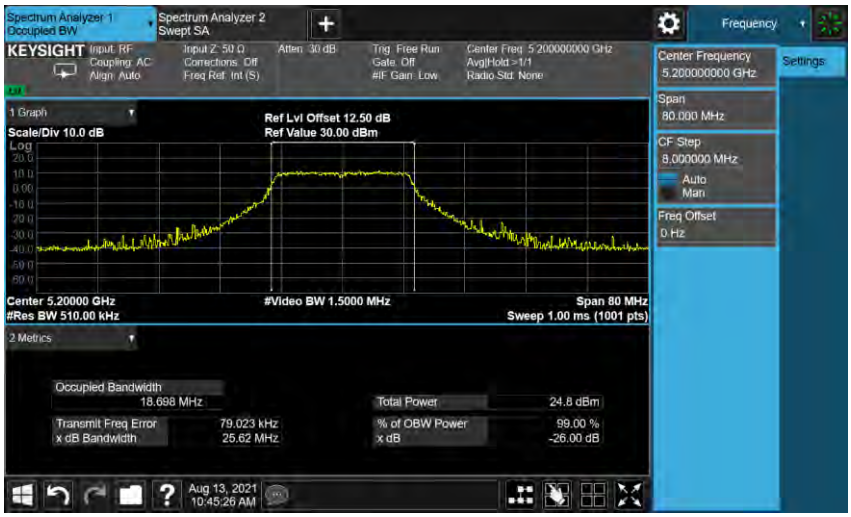
5240 MHz	

Mode 3: IEEE 802.11n 5 GHz 20 MHz Continuous TX Mode_ANT-0	
5260 MHz	
5280 MHz	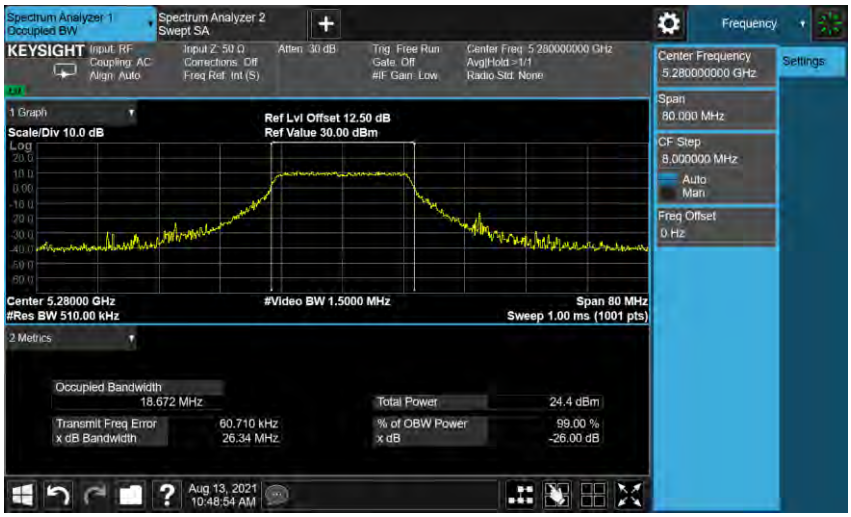
5320 MHz	

Mode 3: IEEE 802.11n 5 GHz 20 MHz Continuous TX Mode_ANT-0	
5500 MHz	
5560 MHz	
5700 MHz	

Mode 4: IEEE 802.11n 5 GHz 40 MHz Continuous TX Mode_ANT-0	
5190 MHz	
5230 MHz	

Mode 4: IEEE 802.11n 5 GHz 40 MHz Continuous TX Mode_ANT-0	
5270 MHz	
5310 MHz	

Mode 4: IEEE 802.11n 5 GHz 40 MHz Continuous TX Mode_ANT-0	
5510 MHz	
5550 MHz	
5670 MHz	

Mode 2: IEEE 802.11a Continuous TX mode_ANT-1	
5180 MHz	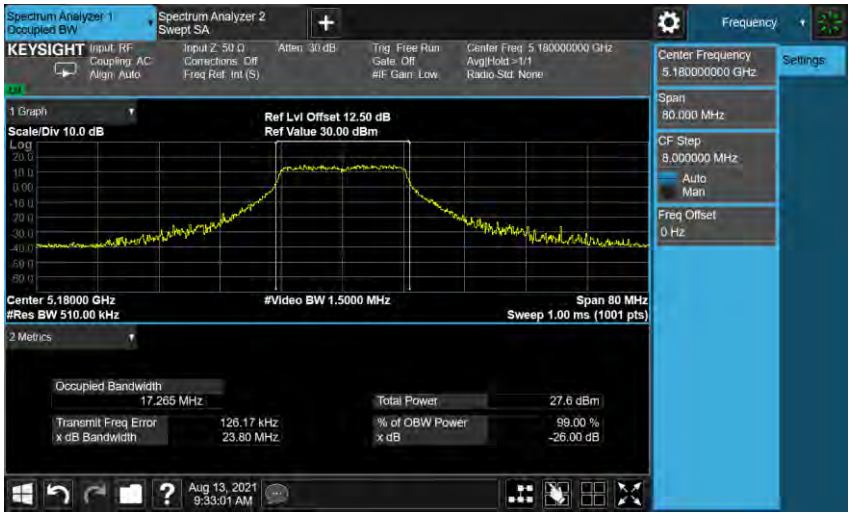
5200 MHz	
5240 MHz	

Mode 2: IEEE 802.11a Continuous TX mode_ANT-1	
5260 MHz	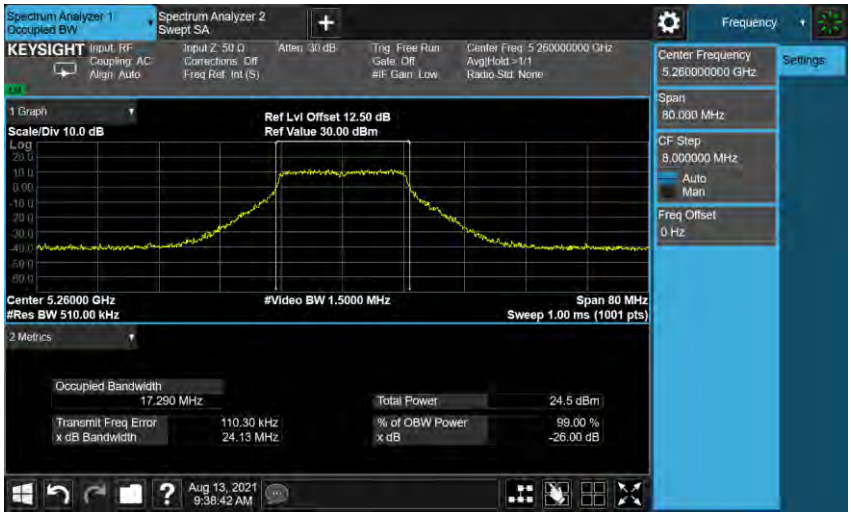
5280 MHz	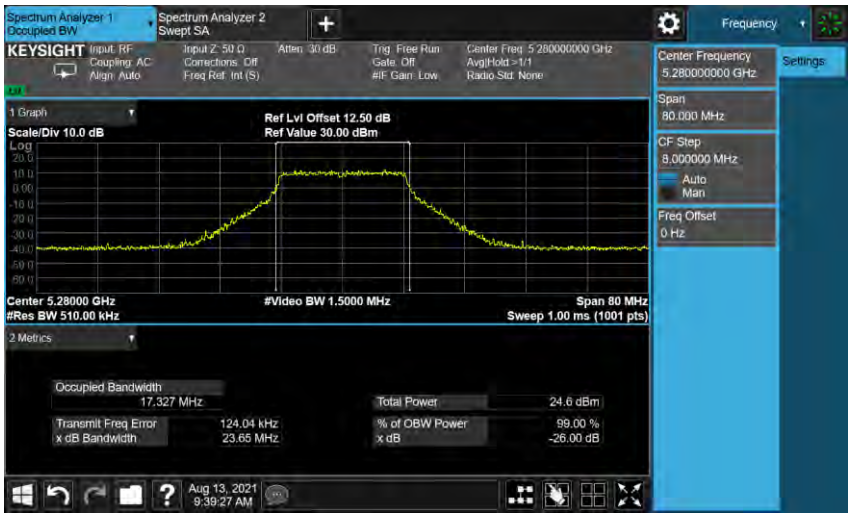
5320 MHz	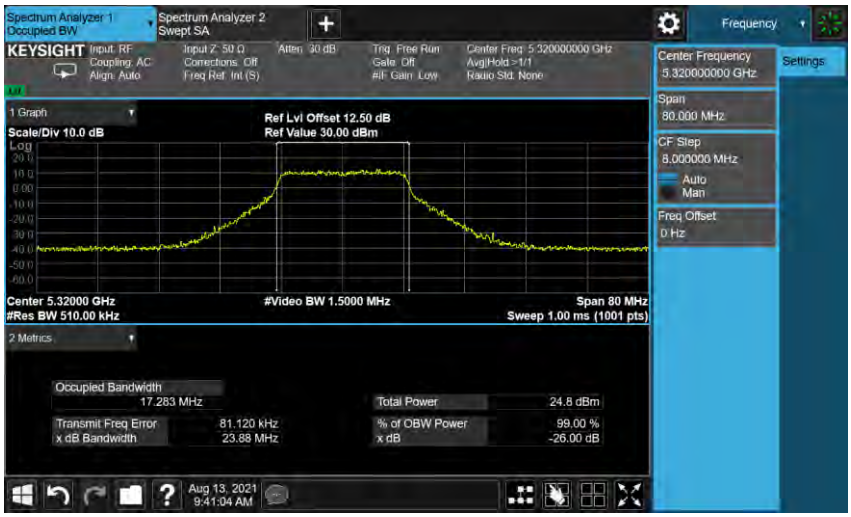

Mode 2: IEEE 802.11a Continuous TX mode_ANT-1	
5500 MHz	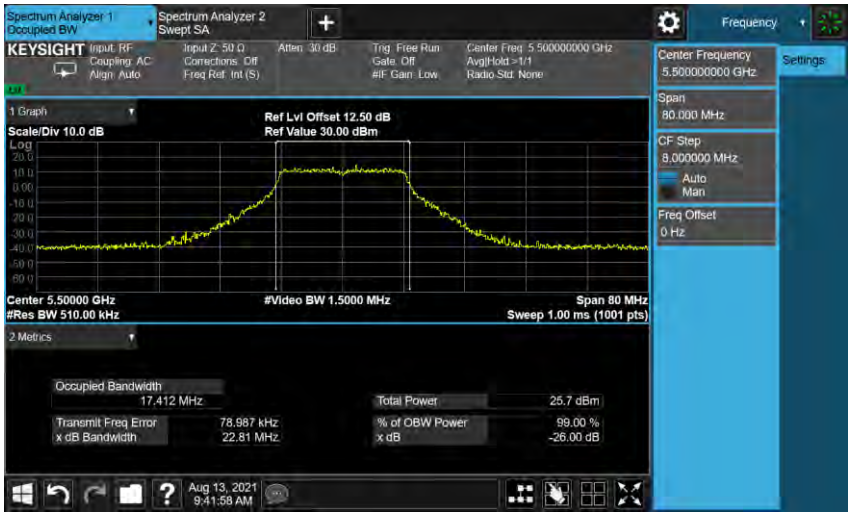
5560 MHz	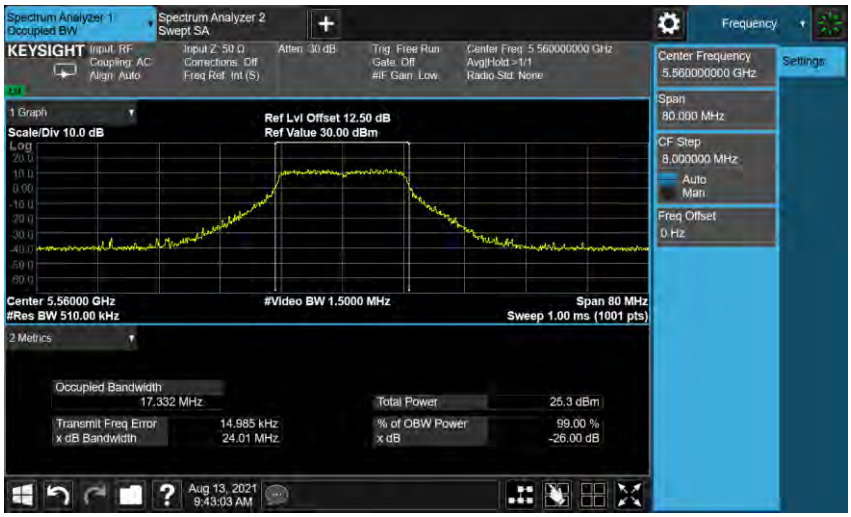
5700 MHz	

Mode 3: IEEE 802.11n 5 GHz 20 MHz Continuous TX Mode_ANT-1	
5180 MHz	
5200 MHz	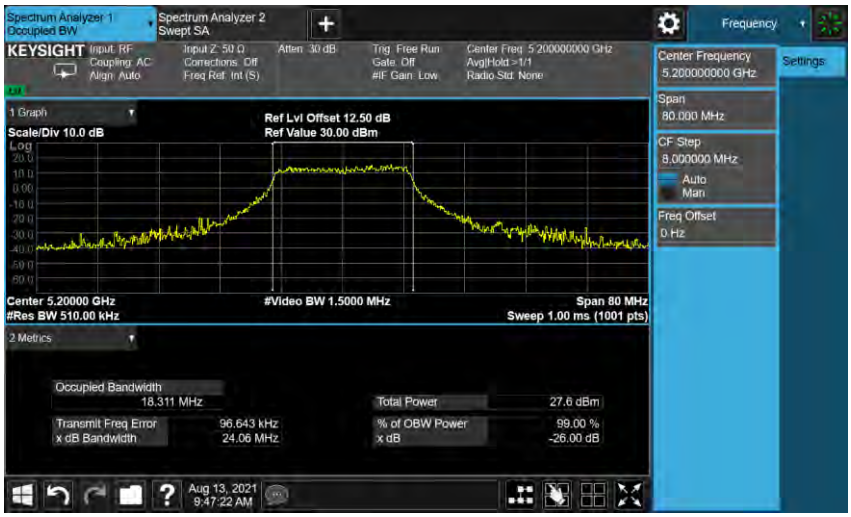
5240 MHz	

Mode 3: IEEE 802.11n 5 GHz 20 MHz Continuous TX Mode_ANT-1	
5260 MHz	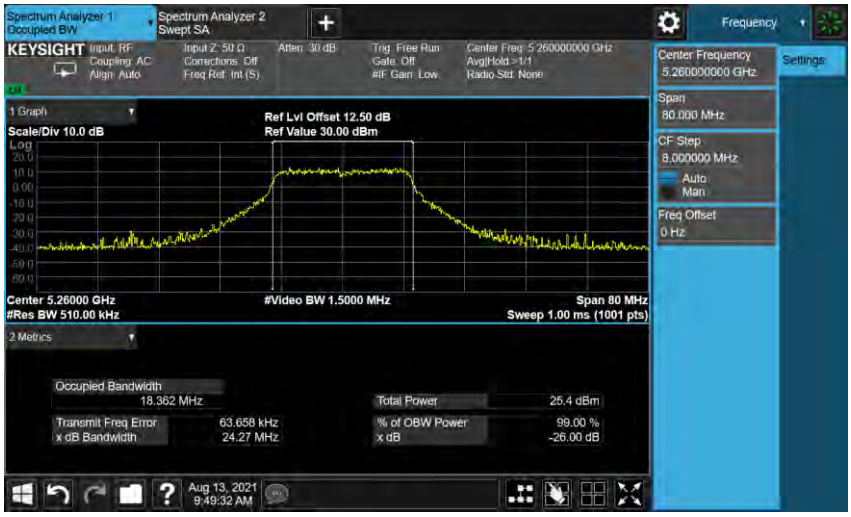
5280 MHz	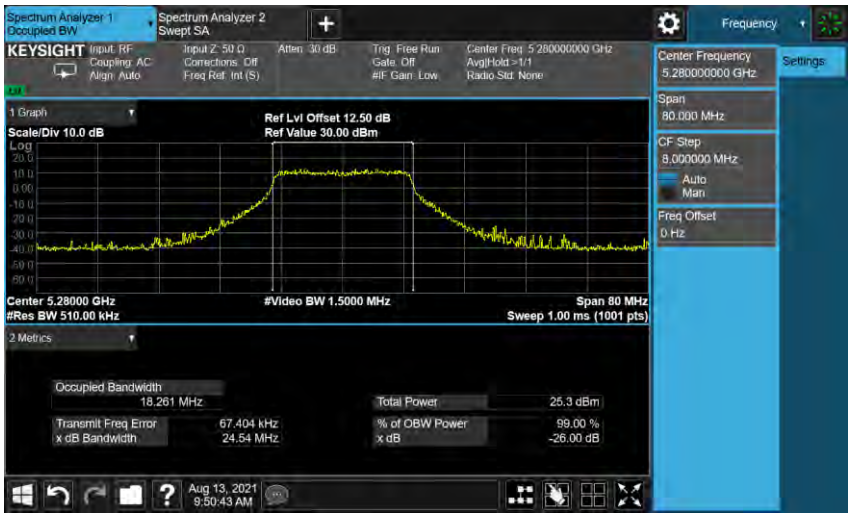
5320 MHz	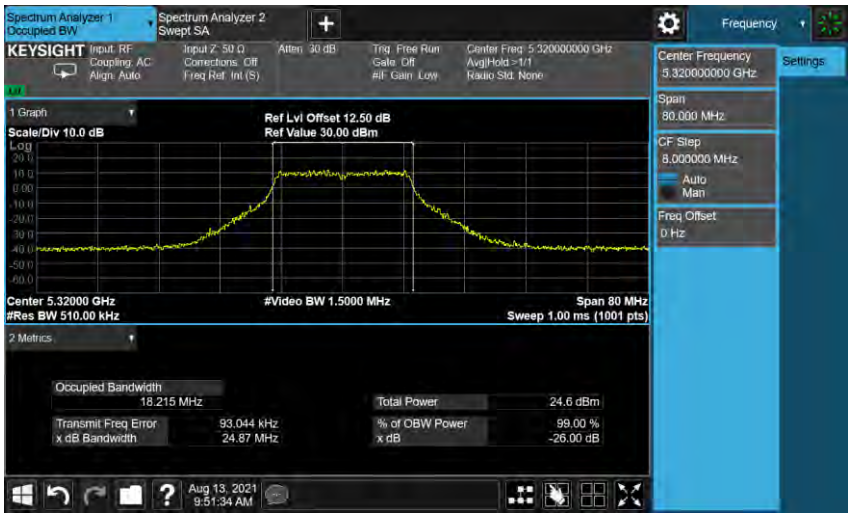

Mode 3: IEEE 802.11n 5 GHz 20 MHz Continuous TX Mode_ANT-1	
5500 MHz	
5560 MHz	
5700 MHz	

Mode 4: IEEE 802.11n 5 GHz 40 MHz Continuous TX Mode_ANT-1	
5190 MHz	
5230 MHz	

Mode 4: IEEE 802.11n 5 GHz 40 MHz Continuous TX Mode_ANT-1	
5270 MHz	
5310 MHz	

Mode 4: IEEE 802.11n 5 GHz 40 MHz Continuous TX Mode_ANT-1	
5510 MHz	
5550 MHz	
5670 MHz	

6 dB RF Bandwidth Measurement

Test Mode	Frequency (MHz)	ANT-0	ANT-1	Limit (kHz)
		Measurement Results (MHz)	Measurement Results (MHz)	
Mode 2	5745	16470	16420	≥ 500
	5785	16430	16450	≥ 500
	5825	16430	16410	≥ 500
Mode 3	5745	17650	17600	≥ 500
	5785	17670	17580	≥ 500
	5825	17660	17550	≥ 500
Mode 4	5755	35930	36050	≥ 500
	5795	35930	36070	≥ 500

■ **Test Graphs**

Mode 2: IEEE 802.11a Continuous TX mode_ANT-0	
5745 MHz	
5785 MHz	
5825 MHz	

Mode 3: IEEE 802.11n 5 GHz 20 MHz Continuous TX Mode_ANT-0	
5745 MHz	
5785 MHz	
5825 MHz	

Mode 4: IEEE 802.11n 5 GHz 40 MHz Continuous TX Mode_ANT-0	
5755 MHz	
5795 MHz	

Mode 2: IEEE 802.11a Continuous TX mode_ANT-1	
5745 MHz	
5785 MHz	
5825 MHz	

Mode 3: IEEE 802.11n 5 GHz 20 MHz Continuous TX Mode_ANT-1	
5745 MHz	
5785 MHz	
5825 MHz	

Mode 4: IEEE 802.11n 5 GHz 40 MHz Continuous TX Mode_ANT-1	
5755 MHz	
5795 MHz	

Maximum Power Spectral Density Measurement

	Frequency (MHz)	ANT-0			ANT-1			Limit
		Measurement (dBm/MHz)	Duty Factor (dB)	Calculated (dBm/MHz)	Measurement (dBm/MHz)	Duty Factor (dB)	Calculated (dBm/MHz)	(dBm/MHz)
Mode 2	5180	7.215	0.042	7.257	8.619	0.042	8.661	≤ 16.00
	5200	8.091	0.042	8.133	9.086	0.042	9.128	≤ 16.00
	5240	8.471	0.042	8.513	9.651	0.042	9.693	≤ 16.00
	5260	4.887	0.042	4.929	6.793	0.042	6.835	≤ 10.00
	5280	6.144	0.042	6.186	5.604	0.042	5.646	≤ 10.00
	5320	6.665	0.042	6.707	7.180	0.042	7.222	≤ 10.00
	5500	7.667	0.042	7.709	7.978	0.042	8.020	≤ 11.00
	5560	7.119	0.042	7.161	7.289	0.042	7.331	≤ 11.00
	5700	6.826	0.042	6.868	7.634	0.042	7.676	≤ 11.00

	Frequency (MHz)	ANT-0+1	Limit
		(dBm/MHz)	(dBm/MHz)
Mode 2	5180	11.026	≤ 16.00
	5200	11.670	≤ 16.00
	5240	12.154	≤ 16.00
	5260	8.997	≤ 10.00
	5280	8.935	≤ 10.00
	5320	9.983	≤ 10.00
	5500	10.878	≤ 11.00
	5560	10.258	≤ 11.00
	5700	10.302	≤ 11.00

Note: Method SA-2, Power density = measured result + 10 log(1/duty cycle) + Conversion ratio = measured result + duty factor.

	Frequency (MHz)	ANT-0			ANT-1			Limit
		Measurement (dBm/100 kHz)	Duty Factor (dB)	Calculated (dBm/500 kHz)	Measurement (dBm/100 kHz)	Duty Factor (dB)	Calculated (dBm/500 kHz)	(dBm/500 kHz)
Mode 2	5745	4.582	0.042	11.614	5.651	0.042	12.683	≤ 30.00
	5785	4.830	0.042	11.862	5.270	0.042	12.302	≤ 30.00
	5825	3.959	0.042	10.991	5.590	0.042	12.622	≤ 30.00

	Frequency (MHz)	ANT-0+1	Limit
		Calculated (dBm/500 kHz)	(dBm/500 kHz)
Mode 2	5745	15.192	≤ 30.00
	5785	15.098	≤ 30.00
	5825	14.893	≤ 30.00

Note: Method SA-2, Power density = measured result + 10 log(1/duty cycle) + Conversion ratio = measured result + duty factor.

Conversion ratio = 10*Log(500 k/100 k)

	Frequency (MHz)	ANT-0			ANT-1			Limit
		Measurement (dBm/MHz)	Duty Factor (dB)	Calculated (dBm/MHz)	Measurement (dBm/MHz)	Duty Factor (dB)	Calculated (dBm/MHz)	(dBm/MHz)
Mode 3	5180	6.556	0.157	6.713	7.514	0.157	7.671	≤ 16.00
	5200	7.611	0.157	7.768	9.086	0.157	9.243	≤ 16.00
	5240	8.013	0.157	8.170	9.194	0.157	9.351	≤ 16.00
	5260	5.760	0.157	5.917	6.665	0.157	6.822	≤ 10.00
	5280	6.400	0.157	6.557	6.761	0.157	6.918	≤ 10.00
	5320	5.180	0.157	5.337	5.516	0.157	5.673	≤ 10.00
	5500	7.778	0.157	7.935	7.719	0.157	7.876	≤ 11.00
	5560	7.042	0.157	7.199	7.416	0.157	7.573	≤ 11.00
	5700	3.930	0.157	4.087	3.591	0.157	3.748	≤ 11.00

	Frequency (MHz)	ANT-0+1	Limit
		(dBm/MHz)	(dBm/MHz)
Mode 3	5180	10.229	≤ 16.00
	5200	11.578	≤ 16.00
	5240	11.811	≤ 16.00
	5260	9.403	≤ 10.00
	5280	9.752	≤ 10.00
	5320	8.519	≤ 10.00
	5500	10.916	≤ 11.00
	5560	10.400	≤ 11.00
	5700	6.931	≤ 11.00

Note: Method SA-2, Power density = measured result + 10 log(1/duty cycle) + Conversion ratio = measured result + duty factor.

	Frequency (MHz)	ANT-0			ANT-1			Limit
		Measurement (dBm/100 kHz)	Duty Factor (dB)	Calculated (dBm/500 kHz)	Measurement (dBm/100 kHz)	Duty Factor (dB)	Calculated (dBm/500 kHz)	(dBm/500 kHz)
Mode 3	5745	4.093	0.157	11.240	4.060	0.157	11.207	≤ 30.00
	5785	4.998	0.157	12.145	4.845	0.157	11.992	≤ 30.00
	5825	3.737	0.157	10.884	4.606	0.157	11.753	≤ 30.00

	Frequency (MHz)	ANT-0+1	Limit
		Calculated (dBm/500 kHz)	(dBm/500 kHz)
Mode 3	5745	14.234	≤ 30.00
	5785	15.079	≤ 30.00
	5825	14.350	≤ 30.00

Note: Method SA-2, Power density = measured result + 10 log(1/duty cycle) + Conversion ratio = measured result + duty factor.

Conversion ratio = 10*Log(500 k/100 k)

	Frequency (MHz)	ANT-0			ANT-1			Limit
		Measurement (dBm/MHz)	Duty Factor (dB)	Calculated (dBm/MHz)	Measurement (dBm/MHz)	Duty Factor (dB)	Calculated (dBm/MHz)	(dBm/MHz)
Mode 4	5190	1.335	0.209	1.544	3.076	0.209	3.285	≤ 16.00
	5230	3.652	0.209	3.861	4.613	0.209	4.822	≤ 16.00
	5270	4.472	0.209	4.681	4.491	0.209	4.700	≤ 10.00
	5310	3.005	0.209	3.214	3.212	0.209	3.421	≤ 10.00
	5510	-1.052	0.209	-0.843	0.125	0.209	0.334	≤ 11.00
	5550	1.859	0.209	2.068	2.056	0.209	2.265	≤ 11.00
	5670	1.231	0.209	1.440	1.741	0.209	1.950	≤ 11.00

	Frequency (MHz)	ANT-0+1	Limit
		(dBm/MHz)	(dBm/MHz)
Mode 4	5190	5.512	≤ 16.00
	5230	7.378	≤ 16.00
	5270	7.701	≤ 10.00
	5310	6.329	≤ 10.00
	5510	2.796	≤ 11.00
	5550	5.178	≤ 11.00
	5670	4.713	≤ 11.00

Note: Method SA-2, Power density = measured result + 10 log(1/duty cycle) + Conversion ratio = measured result + duty factor.

	Frequency (MHz)	ANT-0			ANT-1			Limit
		Measurement (dBm/100 kHz)	Duty Factor (dB)	Calculated (dBm/500 kHz)	Measurement (dBm/100 kHz)	Duty Factor (dB)	Calculated (dBm/500 kHz)	(dBm/500 kHz)
Mode 4	5755	-7.563	0.209	-0.364	-7.394	0.209	-0.195	≤ 30.00
	5795	-6.233	0.209	0.966	-6.206	0.209	0.993	≤ 30.00

	Frequency (MHz)	ANT-0+1	Limit
		Calculated (dBm/500 kHz)	(dBm/500 kHz)
Mode 4	5755	2.731	≤ 30.00
	5795	3.990	≤ 30.00

Note: Method SA-2, Power density = measured result + 10 log(1/duty cycle) + Conversion ratio = measured result + duty factor.

Conversion ratio = 10*Log(500 k/100 k)

■ **Test Graphs**

Mode 2: IEEE 802.11a Continuous TX mode_ANT-0	
5180 MHz	
5200 MHz	
5240 MHz	

Mode 2: IEEE 802.11a Continuous TX mode_ANT-0	
5260 MHz	
5280 MHz	
5320 MHz	

Mode 2: IEEE 802.11a Continuous TX mode_ANT-0	
5500 MHz	
5560 MHz	
5700 MHz	

Mode 2: IEEE 802.11a Continuous TX mode_ANT-0	
5745 MHz	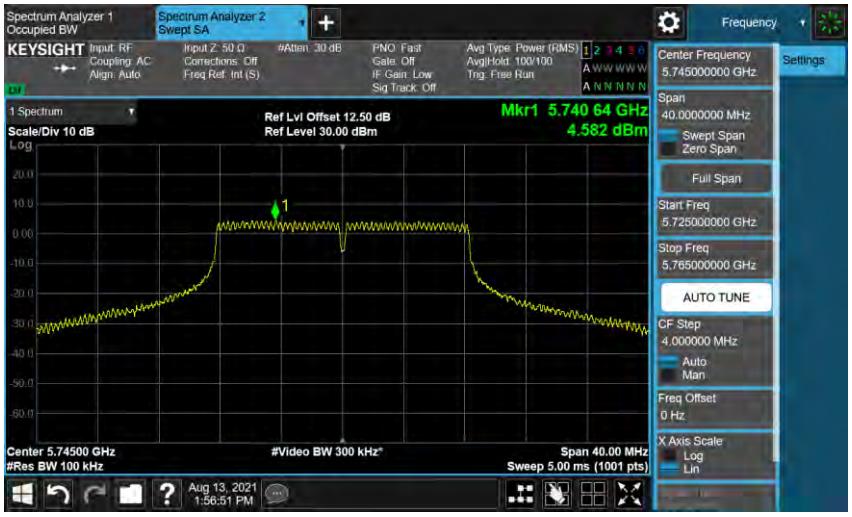
5785 MHz	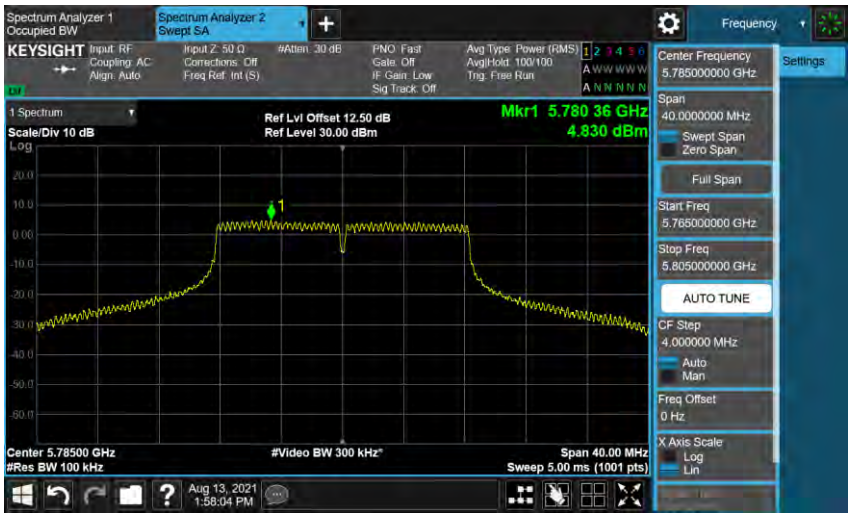
5825 MHz	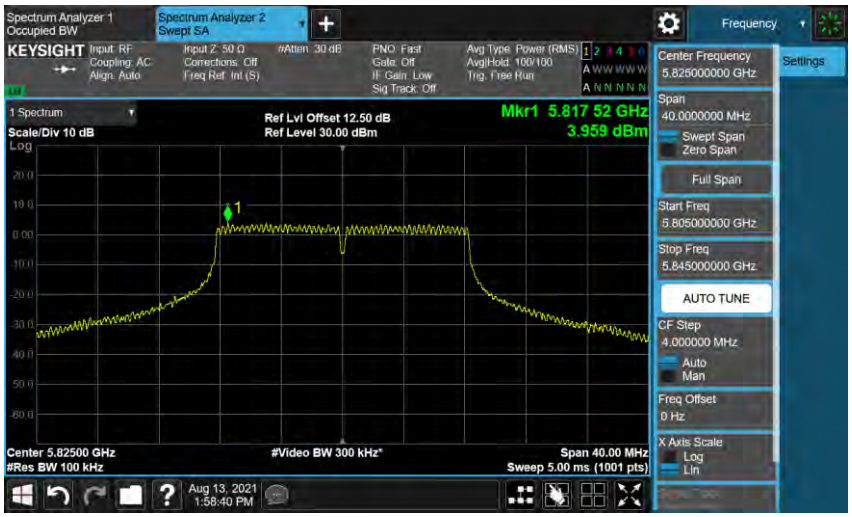

Mode 3: IEEE 802.11n 5 GHz 20 MHz Continuous TX Mode_ANT-0	
5180 MHz	
5200 MHz	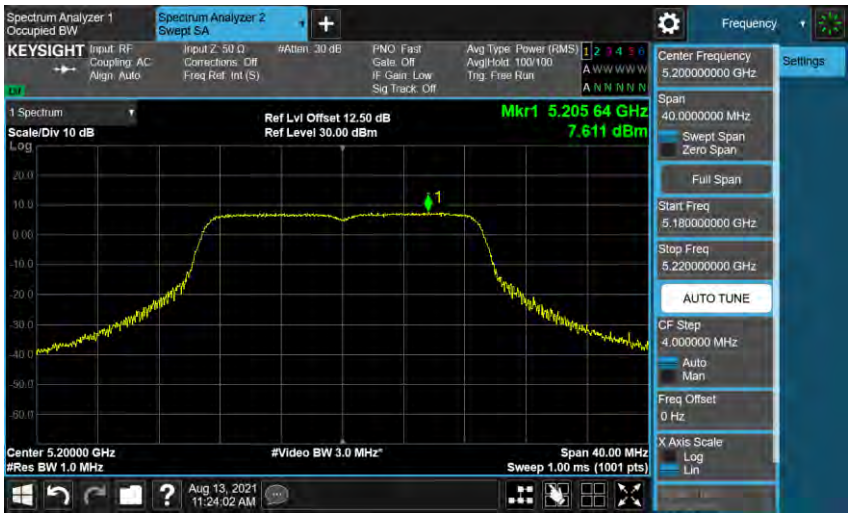
5240 MHz	

Mode 3: IEEE 802.11n 5 GHz 20 MHz Continuous TX Mode_ANT-0	
5260 MHz	
5280 MHz	
5320 MHz	

Mode 3: IEEE 802.11n 5 GHz 20 MHz Continuous TX Mode_ANT-0	
5500 MHz	
5560 MHz	
5700 MHz	

Mode 3: IEEE 802.11n 5 GHz 20 MHz Continuous TX Mode_ANT-0	
5745 MHz	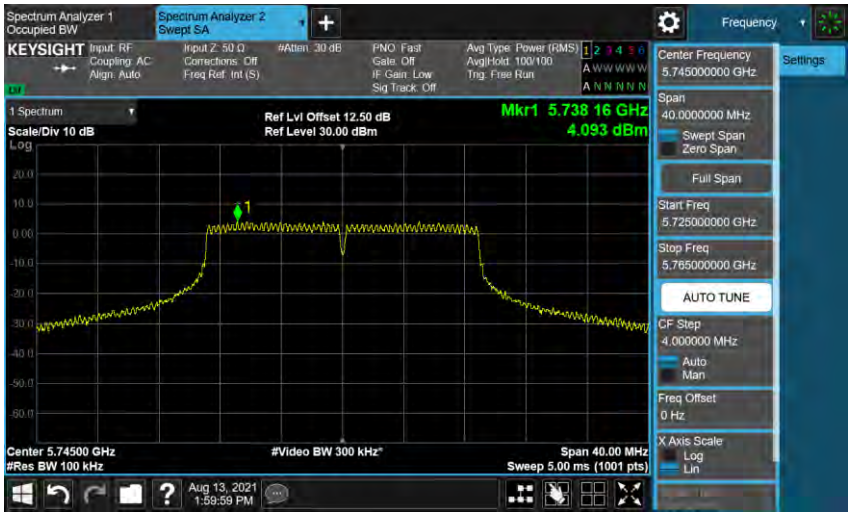
5785 MHz	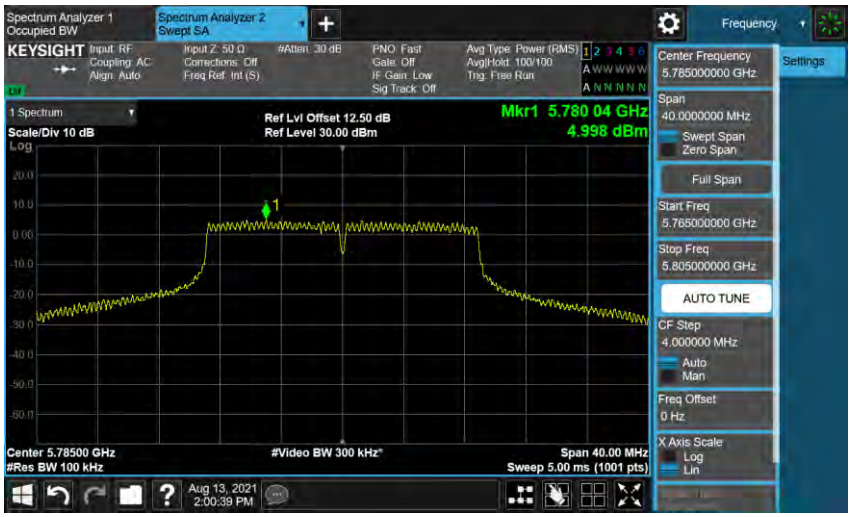
5825 MHz	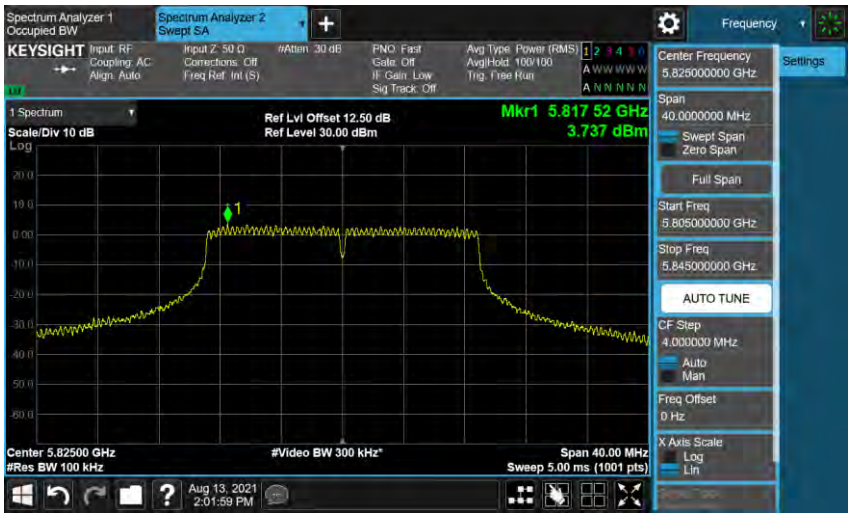

Mode 4: IEEE 802.11n 5 GHz 40 MHz Continuous TX Mode_ANT-0	
5190 MHz	
5230 MHz	

Mode 4: IEEE 802.11n 5 GHz 40 MHz Continuous TX Mode_ANT-0	
5270 MHz	
5310 MHz	

Mode 4: IEEE 802.11n 5 GHz 40 MHz Continuous TX Mode_ANT-0	
5510 MHz	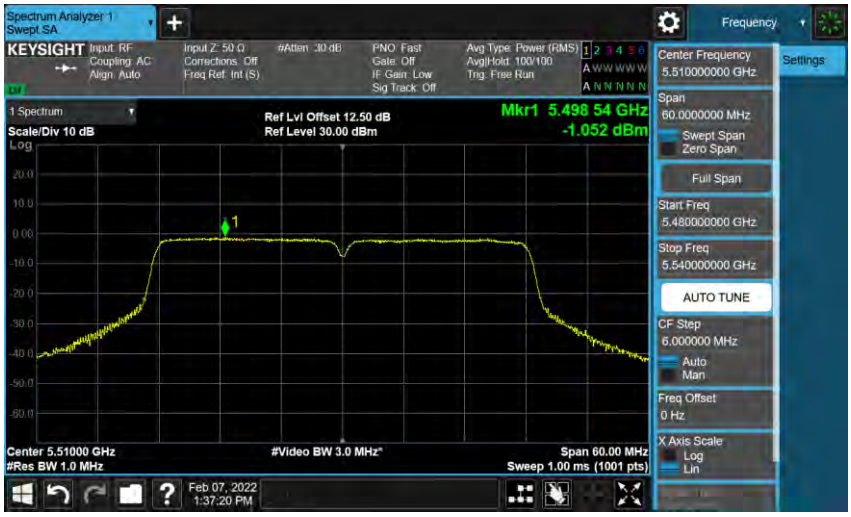
5550 MHz	
5670 MHz	

Mode 4: IEEE 802.11n 5 GHz 40 MHz Continuous TX Mode_ANT-0	
5755 MHz	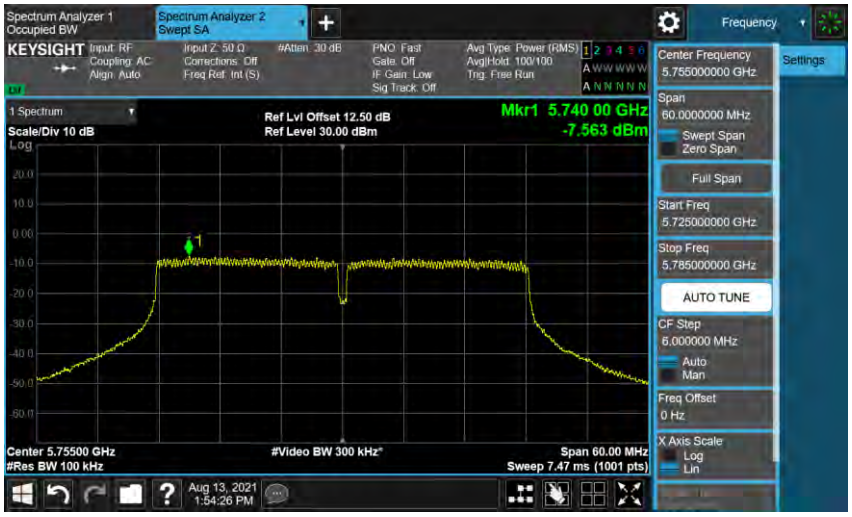
5795 MHz	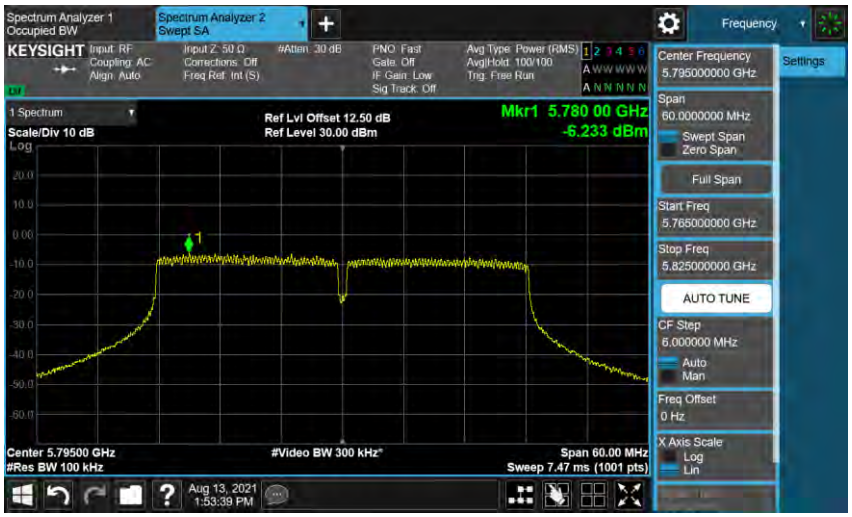

Mode 2: IEEE 802.11a Continuous TX mode_ANT-1	
5180 MHz	
5200 MHz	
5240 MHz	

Mode 2: IEEE 802.11a Continuous TX mode_ANT-1	
5260 MHz	
5280 MHz	
5320 MHz	

Mode 2: IEEE 802.11a Continuous TX mode_ANT-1	
5500 MHz	
5560 MHz	
5700 MHz	

Mode 2: IEEE 802.11a Continuous TX mode_ANT-1	
5745 MHz	
5785 MHz	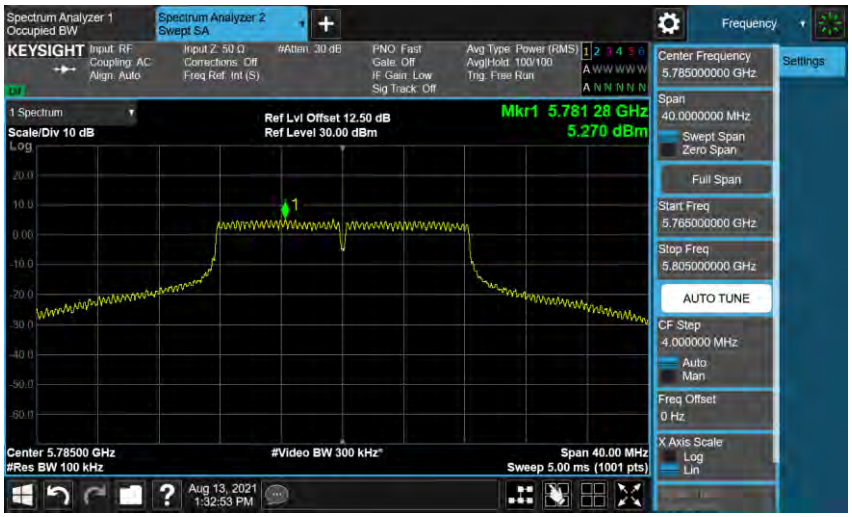
5825 MHz	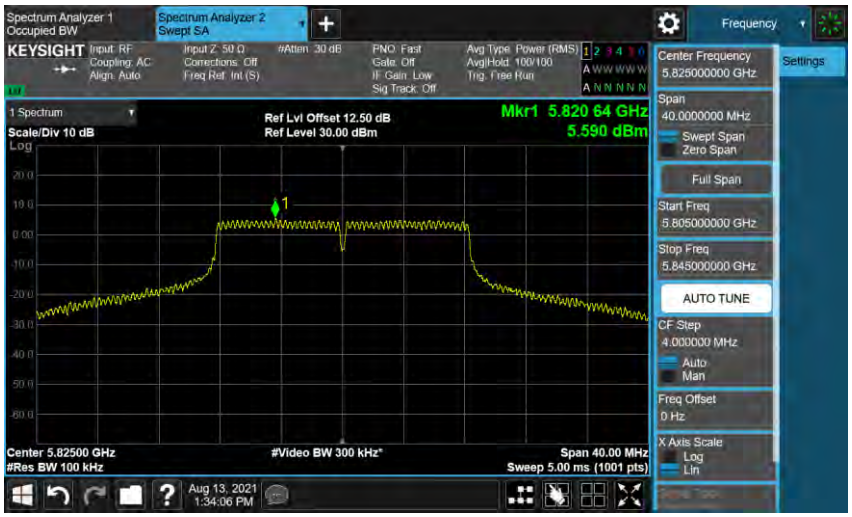

Mode 3: IEEE 802.11n 5 GHz 20 MHz Continuous TX Mode_ANT-1	
5180 MHz	
5200 MHz	
5240 MHz	

Mode 3: IEEE 802.11n 5 GHz 20 MHz Continuous TX Mode_ANT-1	
5260 MHz	
5280 MHz	
5320 MHz	

Mode 3: IEEE 802.11n 5 GHz 20 MHz Continuous TX Mode_ANT-1	
5500 MHz	
5560 MHz	
5700 MHz	

Mode 3: IEEE 802.11n 5 GHz 20 MHz Continuous TX Mode_ANT-1	
5745 MHz	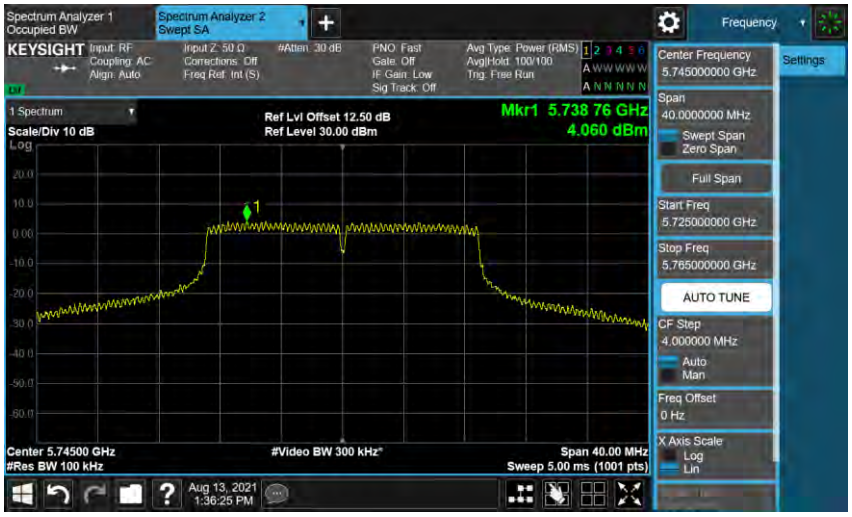
5785 MHz	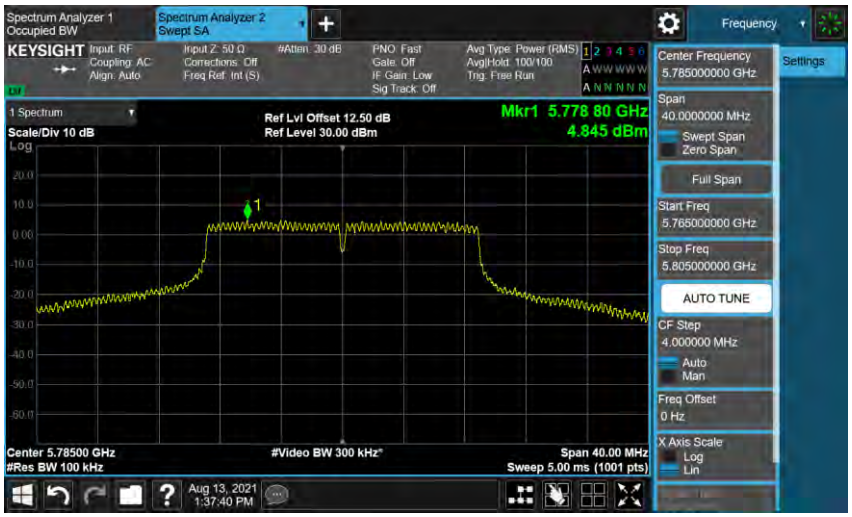
5825 MHz	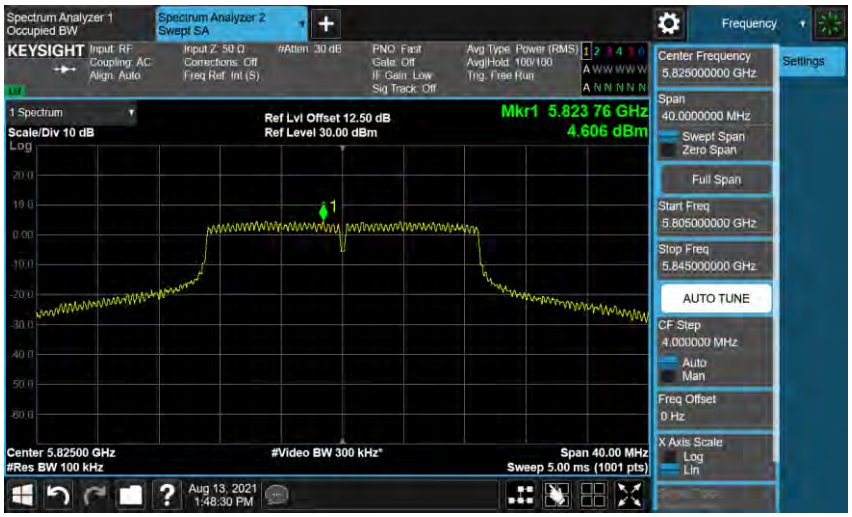

Mode 4: IEEE 802.11n 5 GHz 40 MHz Continuous TX Mode_ANT-1	
5190 MHz	
5230 MHz	

Mode 4: IEEE 802.11n 5 GHz 40 MHz Continuous TX Mode_ANT-1	
5270 MHz	
5310 MHz	

Mode 4: IEEE 802.11n 5 GHz 40 MHz Continuous TX Mode_ANT-1	
5510 MHz	
5550 MHz	
5670 MHz	

Mode 4: IEEE 802.11n 5 GHz 40 MHz Continuous TX Mode_ANT-1	
5755 MHz	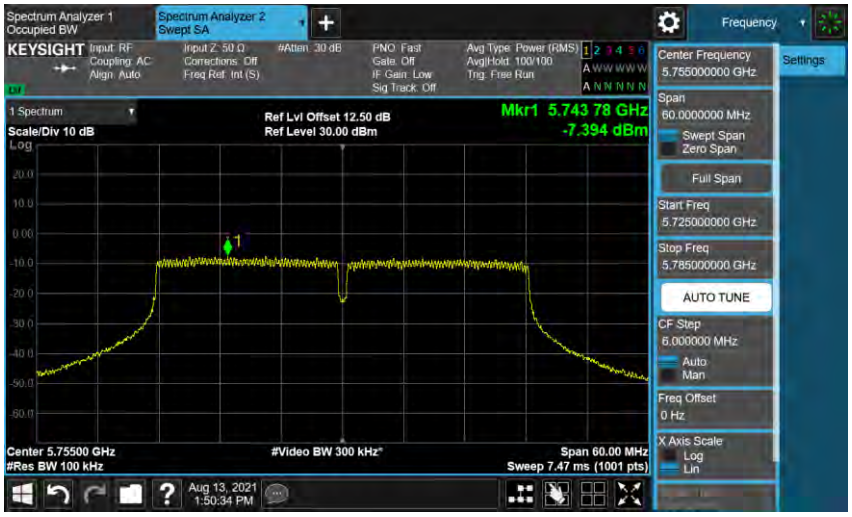
5795 MHz	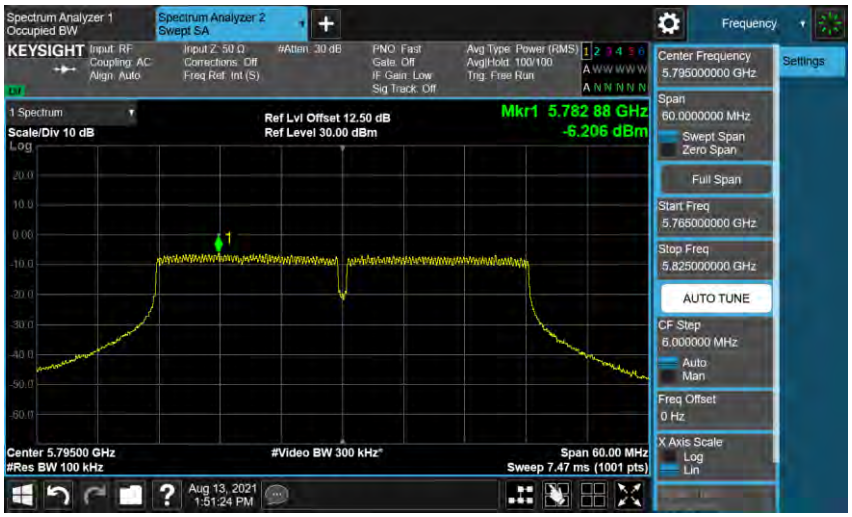

Module : RJ-1705

SISO

Maximum Conducted Output Power Measurement

Test Mode	Frequency (MHz)	RF Power setting in Test Software		Test Software Version
		ANT-0	ANT-1	
Mode 2	5180	20	20	ART2-GUI version 2.3
	5200	16.5	16.5	
	5220	16.5	16.5	
	5240	20	20	
	5260	20	20	
	5280	20	20	
	5300	20	20	
	5320	18	18	
	5500	19	19	
	5520	19	19	
	5540	19	19	
	5560	19	19	
	5580	19	19	
	5600	19	19	
	5620	19	19	
	5640	19	19	
	5660	19	19	
	5680	19	19	
	5700	18	18	
	5745	25	25	
	5765	25	25	
	5785	25	25	
	5805	25	25	
	5825	25	25	

Test Mode	Frequency (MHz)	RF Power setting in Test Software		Test Software Version
		ANT-0	ANT-1	
Mode 3	5180	20	20	ART2-GUI version 2.3
	5200	20	20	
	5220	20	20	
	5240	20	20	
	5260	20	20	
	5280	20	20	
	5300	20	20	
	5320	18	18	
	5500	20	20	
	5520	20	20	
	5540	20	20	
	5560	20	20	
	5580	20	20	
	5600	20	20	
	5620	20	20	
	5640	20	20	
	5660	20	20	
	5680	20	20	
	5700	18.5	18.5	
	5745	25	25	
	5765	25	25	
	5785	25	25	
	5805	25	25	
	5825	24.5	24.5	
Mode 4	5190	15.5	15.5	
	5230	16	16	
	5270	16.5	16.5	
	5310	12.5	12.5	
	5510	17.5	17.5	
	5550	20	20	
	5590	20	20	
	5630	20	20	
	5670	20	20	
	5755	24.5	24.5	
	5795	25	25	

Maximum Conducted Output Power and Transmit power control Measurement

Test Mode		Mode 2: IEEE 802.11a Continuous TX mode				
Frequency (MHz)	Data Rate	ANT-0		ANT-1		Limit (dBm)
		Max. Output Power				
		(dBm)	(W)	(dBm)	(W)	
5180	6 M	19.39	0.087	19.15	0.082	≤ 29.00
5200		16.19	0.042	15.81	0.038	≤ 29.00
5220		16.12	0.041	15.76	0.038	≤ 29.00
5240		18.99	0.079	18.91	0.078	≤ 29.00
5260		20.14	0.103	20.00	0.100	≤ 23.00
5280		20.27	0.106	20.08	0.102	≤ 23.00
5300		20.20	0.105	20.02	0.100	≤ 23.00
5320		18.66	0.073	18.39	0.069	≤ 23.00
5500		20.01	0.100	19.76	0.095	≤ 24.00
5520		19.56	0.090	19.41	0.087	≤ 24.00
5540		19.58	0.091	19.40	0.087	≤ 24.00
5560		19.62	0.092	19.49	0.089	≤ 24.00
5580		19.52	0.090	19.42	0.087	≤ 24.00
5600		19.53	0.090	19.41	0.087	≤ 24.00
5620		19.51	0.089	19.43	0.088	≤ 24.00
5640		19.55	0.090	19.40	0.087	≤ 24.00
5660		19.56	0.090	19.42	0.087	≤ 24.00
5680		19.50	0.089	19.39	0.087	≤ 24.00
5700		18.79	0.076	18.05	0.064	≤ 24.00
5745		23.68	0.233	22.87	0.194	≤ 30.00
5765		24.12	0.258	23.63	0.231	≤ 30.00
5785		24.19	0.262	23.71	0.235	≤ 30.00
5805		24.10	0.257	23.65	0.232	≤ 30.00
5825		24.33	0.271	23.54	0.226	≤ 30.00

Note: The relevant measured result has the offset with cable loss already.

Test Mode		Mode 3: IEEE 802.11n 5 GHz 20 MHz Continuous TX mode				
Frequency (MHz)	Data Rate	ANT-0		ANT-1		Limit (dBm)
		Max. Output Power				
		(dBm)	(W)	(dBm)	(W)	
5180	6.5 M	19.30	0.085	19.02	0.080	≤ 29.00
5200		19.28	0.085	19.08	0.081	≤ 29.00
5220		19.22	0.084	19.01	0.080	≤ 29.00
5240		19.03	0.080	18.94	0.078	≤ 29.00
5260		20.18	0.104	19.98	0.100	≤ 23.00
5280		20.17	0.104	19.99	0.100	≤ 23.00
5300		20.10	0.102	19.92	0.098	≤ 23.00
5320		18.35	0.068	18.30	0.068	≤ 23.00
5500		20.59	0.115	20.35	0.108	≤ 24.00
5520		20.39	0.109	20.06	0.101	≤ 24.00
5540		20.41	0.110	20.09	0.102	≤ 24.00
5560		20.47	0.111	20.13	0.103	≤ 24.00
5580		20.38	0.109	20.10	0.102	≤ 24.00
5600		20.42	0.110	20.08	0.102	≤ 24.00
5620		20.43	0.110	20.07	0.102	≤ 24.00
5640		20.40	0.110	20.10	0.102	≤ 24.00
5660		20.41	0.110	20.09	0.102	≤ 24.00
5680		20.39	0.109	20.05	0.101	≤ 24.00
5700		19.02	0.080	18.26	0.067	≤ 24.00
5745		23.58	0.228	22.67	0.185	≤ 30.00
5765		24.10	0.257	23.59	0.229	≤ 30.00
5785		24.16	0.261	23.66	0.232	≤ 30.00
5805		24.12	0.258	23.58	0.228	≤ 30.00
5825		24.14	0.259	23.10	0.204	≤ 30.00

Note: The relevant measured result has the offset with cable loss already.

Test Mode		Mode 4: IEEE 802.11n 5 GHz 40 MHz Continuous TX mode				
Frequency (MHz)	Data Rate	ANT-0		ANT-1		Limit (dBm)
		Max. Output Power				
		(dBm)	(W)	(dBm)	(W)	
5190	13.5 M	15.38	0.035	15.01	0.032	≤ 29.00
5230		15.76	0.038	15.51	0.036	≤ 29.00
5270		17.57	0.057	16.87	0.049	≤ 29.00
5310		13.57	0.023	13.42	0.022	≤ 23.00
5510		18.63	0.073	18.59	0.072	≤ 24.00
5550		20.88	0.122	20.62	0.115	≤ 24.00
5590		20.79	0.120	20.55	0.114	≤ 24.00
5630		20.82	0.121	20.53	0.113	≤ 24.00
5670		20.52	0.113	20.18	0.104	≤ 24.00
5755		23.16	0.207	22.27	0.169	≤ 30.00
5795		23.81	0.240	23.35	0.216	≤ 30.00

Note: The relevant measured result has the offset with cable loss already.

Test Mode		Mode 2: IEEE 802.11a Continuous TX mode			
Frequency (MHz)	Data Rate	Max_EIRP at any elevation angle > 30˚from horizon			Limit (dBm)
		Max. Output Power (dBm)	Elevation angle above 30˚Max Gain (dBi)	Elevation angle above 30˚EIRP (dBm)	
		ANT-0			
5180	6 M	19.39	-2.1	17.29	≤ 21.00
5200		19.08	-2.1	16.98	≤ 21.00
5220		19.02	-2.1	16.92	≤ 21.00
5240		18.99	-2.1	16.89	≤ 21.00

Test Mode		Mode 3: IEEE 802.11n 5 GHz 20 MHz Continuous TX mode			
Frequency (MHz)	Data Rate	Max_EIRP at any elevation angle > 30˚from horizon			Limit (dBm)
		Max. Output Power (dBm)	Elevation angle above 30˚Max Gain (dBi)	Elevation angle above 30˚EIRP (dBm)	
		ANT-0			
5180	13 M	19.30	-2.1	17.20	≤ 21.00
5200		19.28	-2.1	17.18	≤ 21.00
5220		19.22	-2.1	17.12	≤ 21.00
5240		19.03	-2.1	16.93	≤ 21.00

Test Mode		Mode 4: IEEE 802.11n 5 GHz 40 MHz Continuous TX mode			
Frequency (MHz)	Data Rate	Max_EIRP at any elevation angle > 30˚from horizon			Limit (dBm)
		Max. Output Power (dBm)	Elevation angle above 30˚Max Gain (dBi)	Elevation angle above 30˚EIRP (dBm)	
		ANT-0			
5190	27 M	15.38	-2.1	13.28	≤ 21.00
5230		15.76	-2.1	13.66	≤ 21.00

Transmit power control Measurement

Test Mode	Data Rate	Frequency (MHz)	ANT-0				E.I.R.P. Limit (dBm)
			Max. Outup Power	Max. Gain	E.I.R.P.		
			(dBm)	(dBi)	(dBm)	(W)	
Mode 2	6 M	5260	16.93	7.00	23.93	0.247	≤ 24.00
		5280	16.95	7.00	23.95	0.248	≤ 24.00
		5300	16.89	7.00	23.89	0.245	≤ 24.00
		5320	16.61	7.00	23.61	0.230	≤ 24.00
		5500	17.65	6.00	23.65	0.232	≤ 24.00
		5520	17.51	6.00	23.51	0.224	≤ 24.00
		5540	17.50	6.00	23.50	0.224	≤ 24.00
		5560	17.58	6.00	23.58	0.228	≤ 24.00
		5580	17.49	6.00	23.49	0.223	≤ 24.00
		5600	17.53	6.00	23.53	0.225	≤ 24.00
		5620	17.52	6.00	23.52	0.225	≤ 24.00
		5640	17.48	6.00	23.48	0.223	≤ 24.00
		5660	17.50	6.00	23.50	0.224	≤ 24.00
		5680	17.53	6.00	23.53	0.225	≤ 24.00
		5700	17.83	6.00	23.83	0.231	≤ 24.00
Mode 3	6.5 M	5260	16.95	7.00	23.95	0.248	≤ 24.00
		5280	16.53	7.00	23.53	0.225	≤ 24.00
		5300	16.46	7.00	23.46	0.222	≤ 24.00
		5320	16.91	7.00	23.91	0.246	≤ 24.00
		5500	17.69	6.00	23.69	0.234	≤ 24.00
		5520	17.66	6.00	23.66	0.232	≤ 24.00
		5540	17.68	6.00	23.68	0.233	≤ 24.00
		5560	17.71	6.00	23.71	0.235	≤ 24.00
		5580	17.63	6.00	23.63	0.231	≤ 24.00
		5600	17.66	6.00	23.66	0.232	≤ 24.00
		5620	17.65	6.00	23.65	0.232	≤ 24.00
		5640	17.61	6.00	23.61	0.230	≤ 24.00
		5660	17.67	6.00	23.67	0.233	≤ 24.00
		5680	17.63	6.00	23.63	0.231	≤ 24.00
		5700	17.86	6.00	23.86	0.243	≤ 24.00
Mode 4	13.5 M	5270	16.83	7.00	23.83	0.242	≤ 24.00
		5310	13.57	7.00	20.57	0.114	≤ 24.00
		5510	17.78	6.00	23.78	0.239	≤ 24.00
		5550	17.73	6.00	23.73	0.236	≤ 24.00
		5590	17.66	6.00	23.66	0.232	≤ 24.00
		5630	17.67	6.00	23.67	0.233	≤ 24.00
		5670	17.89	6.00	23.89	0.245	≤ 24.00

Note: The relevant measured result has the offset with cable loss already.

26 dB RF Bandwidth

Test Mode	Frequency (MHz)	ANT-0
		Measurement Results (MHz)
Mode 2	5180	23.130
	5200	23.000
	5240	22.490
	5260	23.180
	5280	23.490
	5320	23.270
	5500	23.400
	5560	23.410
	5700	23.070
Mode 3	5180	23.710
	5200	23.130
	5240	23.700
	5260	23.880
	5280	24.440
	5320	24.570
	5500	23.790
	5560	24.370
	5700	23.510
Mode 4	5190	49.120
	5230	49.640
	5270	47.610
	5310	48.520
	5510	45.920
	5550	48.880
	5670	48.070