■ **Test Graphs**

Mode 2: IEEE 802.11a Continuous TX mode_ANT-0	
5180 MHz	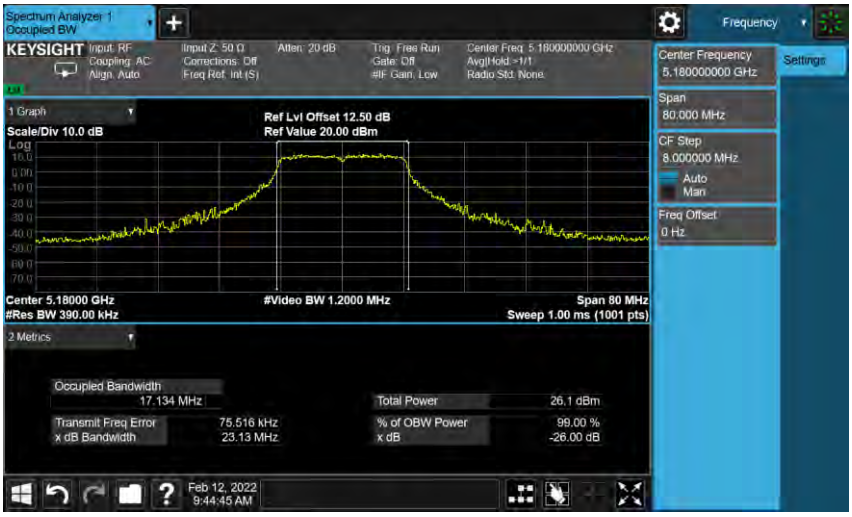
5200 MHz	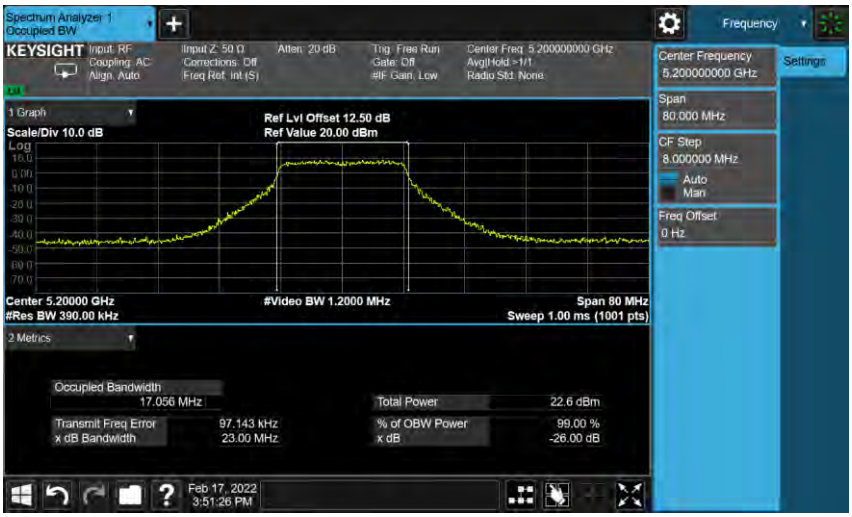
5240 MHz	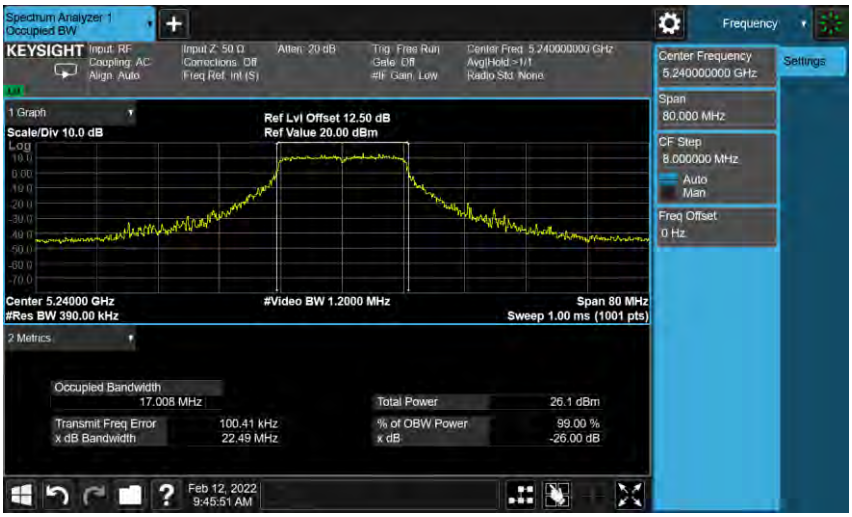

Mode 2: IEEE 802.11a Continuous TX mode_ANT-0	
5260 MHz	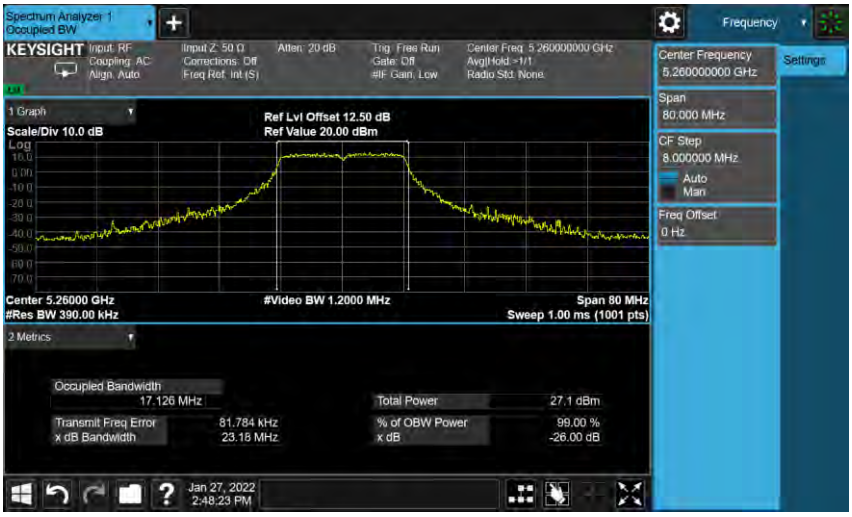
5280 MHz	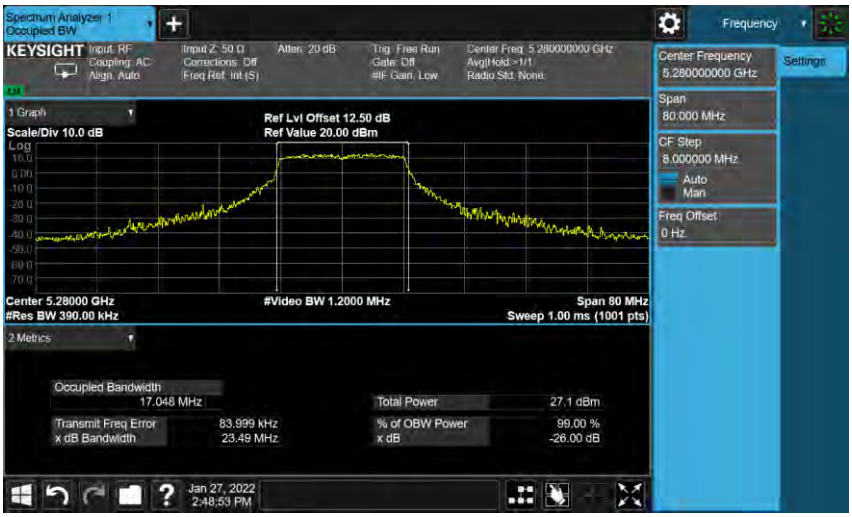
5320 MHz	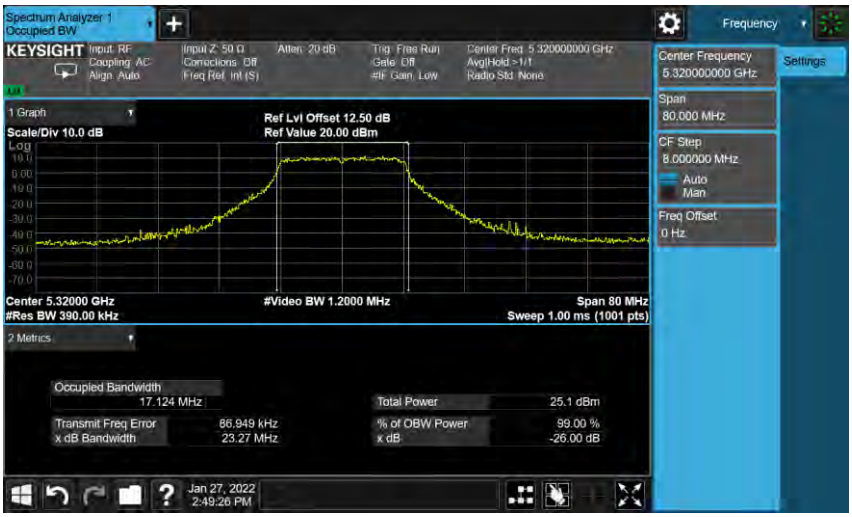

Mode 2: IEEE 802.11a Continuous TX mode_ANT-0	
5500 MHz	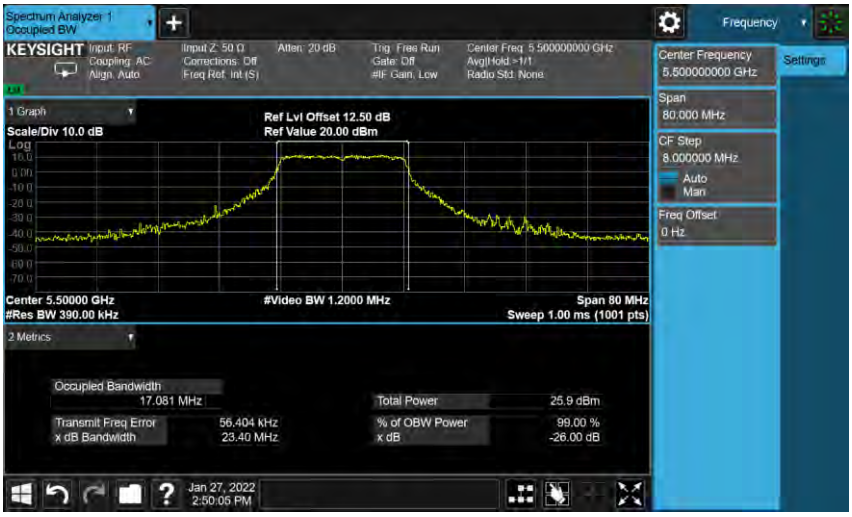
5560 MHz	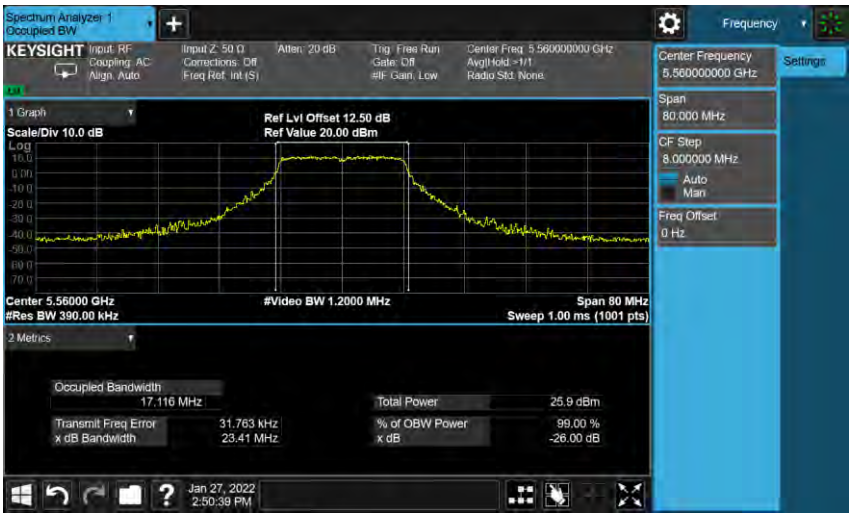
5700 MHz	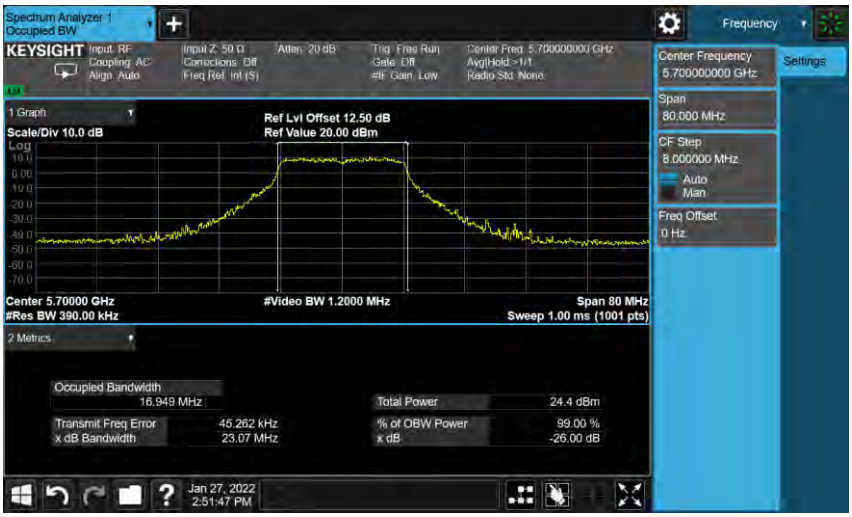

Mode 3: IEEE 802.11n 5 GHz 20 MHz Continuous TX Mode_ANT-0	
5180 MHz	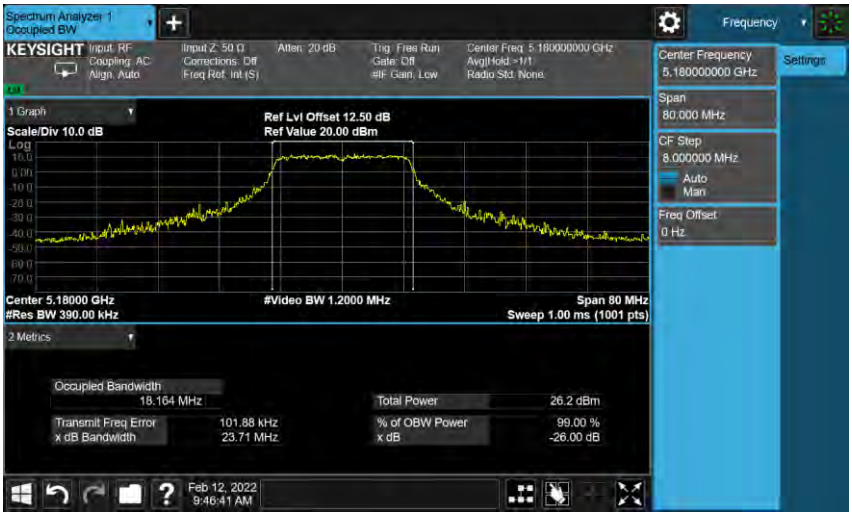
5200 MHz	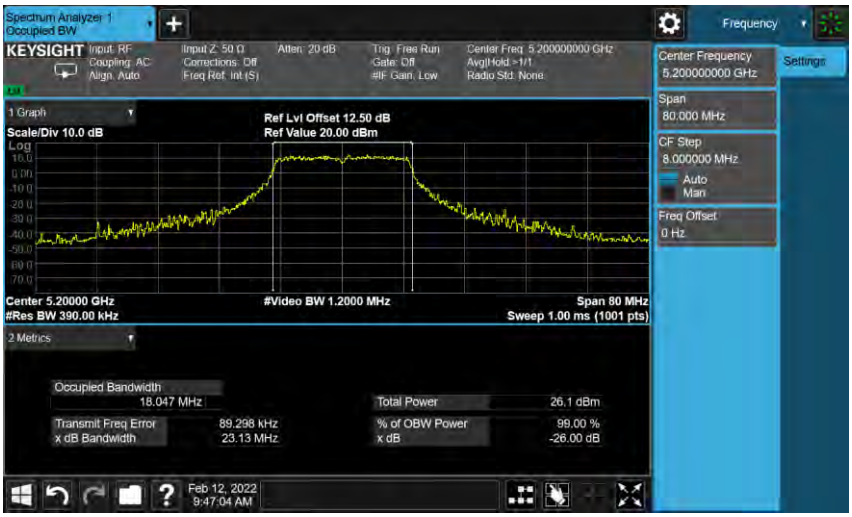
5240 MHz	

Mode 3: IEEE 802.11n 5 GHz 20 MHz Continuous TX Mode_ANT-0	
5260 MHz	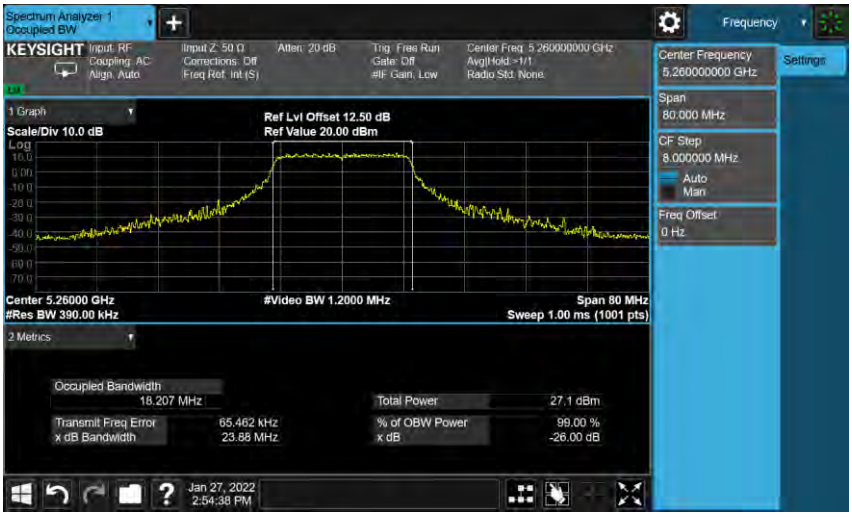
5280 MHz	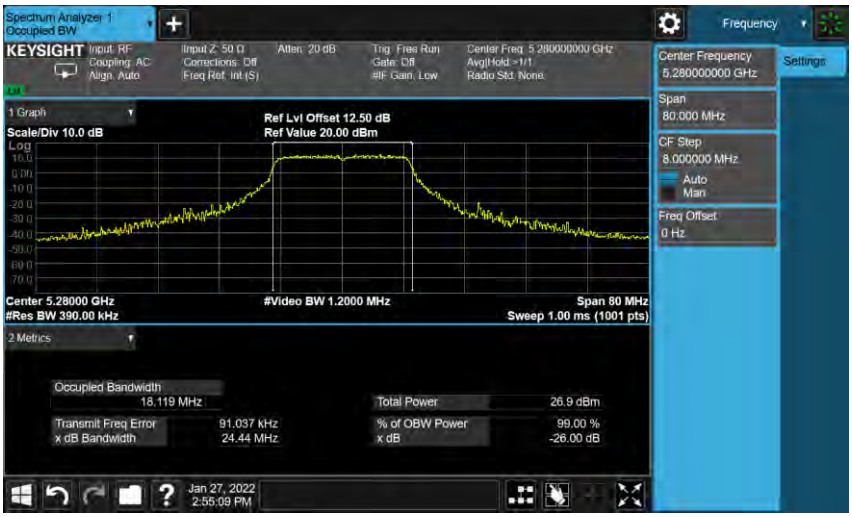
5320 MHz	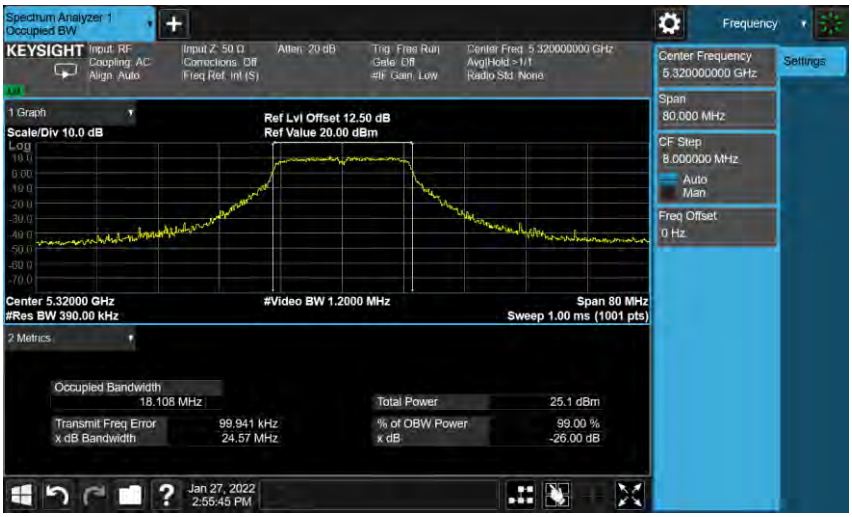

Mode 3: IEEE 802.11n 5 GHz 20 MHz Continuous TX Mode_ANT-0	
5500 MHz	
5560 MHz	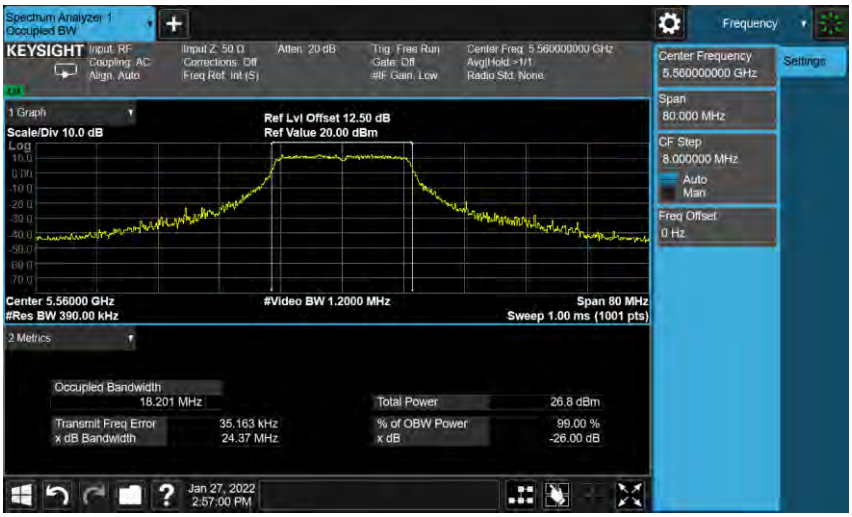
5700 MHz	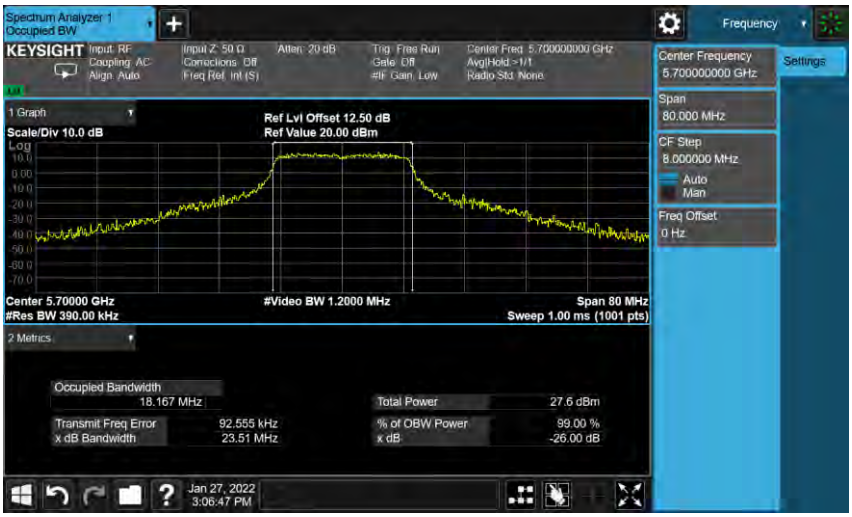

Mode 4: IEEE 802.11n 5 GHz 40 MHz Continuous TX Mode_ANT-0	
5190 MHz	
5230 MHz	

Mode 4: IEEE 802.11n 5 GHz 40 MHz Continuous TX Mode_ANT-0	
5270 MHz	
5310 MHz	

Mode 4: IEEE 802.11n 5 GHz 40 MHz Continuous TX Mode_ANT-0	
5510 MHz	
5550 MHz	
5670 MHz	

6 dB RF Bandwidth Measurement

Test Mode	Frequency (MHz)	ANT-0	Limit (kHz)
		Measurement Results (MHz)	
Mode 2	5745	16330	≥ 500
	5785	15840	≥ 500
	5825	16090	≥ 500
Mode 3	5745	16820	≥ 500
	5785	16790	≥ 500
	5825	16950	≥ 500
Mode 4	5755	36060	≥ 500
	5795	36060	≥ 500

■ **Test Graphs**

Mode 2: IEEE 802.11a Continuous TX mode_ANT-0	
5745 MHz	
5785 MHz	
5825 MHz	

Mode 3: IEEE 802.11n 5 GHz 20 MHz Continuous TX Mode_ANT-0	
5745 MHz	
5785 MHz	
5825 MHz	

Mode 4: IEEE 802.11n 5 GHz 40 MHz Continuous TX Mode_ANT-0	
5755 MHz	
5795 MHz	

Maximum Power Spectral Density Measurement

	Frequency (MHz)	ANT-0			Limit
		Measurement (dBm/MHz)	Duty Factor (dB)	Calculated (dBm/MHz)	(dBm/MHz)
Mode 2	5180	8.667	0.021	8.688	≤ 16.00
	5200	5.295	0.021	5.316	≤ 16.00
	5240	8.762	0.021	8.783	≤ 16.00
	5260	9.061	0.021	9.082	≤ 10.00
	5280	9.148	0.021	9.169	≤ 10.00
	5320	7.431	0.021	7.452	≤ 10.00
	5500	8.763	0.021	8.784	≤ 11.00
	5560	8.388	0.021	8.409	≤ 11.00
	5700	7.547	0.021	7.568	≤ 11.00

Note: Method SA-2, Power density = measured result + 10 log(1/duty cycle) + Conversion ratio = measured result + duty factor.

	Frequency (MHz)	ANT-0			Limit
		Measurement (dBm/100 kHz)	Duty Factor (dB)	Calculated (dBm/500 kHz)	(dBm/500 kHz)
Mode 2	5745	3.659	0.021	10.670	≤ 30.00
	5785	4.165	0.021	11.176	≤ 30.00
	5825	4.320	0.021	11.331	≤ 30.00

Note: Method SA-2, Power density = measured result + 10 log(1/duty cycle) + Conversion ratio = measured result + duty factor.

Conversion ratio = 10*Log(500 k/100 k)

	Frequency (MHz)	ANT-0			Limit
		Measurement (dBm/MHz)	Duty Factor (dB)	Calculated (dBm/MHz)	(dBm/MHz)
Mode 3	5180	8.606	0.068	8.674	≤ 16.00
	5200	8.501	0.068	8.569	≤ 16.00
	5240	8.274	0.068	8.342	≤ 16.00
	5260	8.837	0.068	8.905	≤ 10.00
	5280	8.893	0.068	8.961	≤ 10.00
	5320	6.987	0.068	7.055	≤ 10.00
	5500	9.215	0.068	9.283	≤ 11.00
	5560	9.009	0.068	9.077	≤ 11.00
	5700	7.592	0.068	7.660	≤ 11.00

Note: Method SA-2, Power density = measured result + 10 log(1/duty cycle) + Conversion ratio = measured result + duty factor.

	Frequency (MHz)	ANT-0			Limit
		Measurement (dBm/100 kHz)	Duty Factor (dB)	Calculated (dBm/500 kHz)	(dBm/500 kHz)
Mode 3	5745	3.582	0.068	10.640	≤ 30.00
	5785	4.206	0.068	11.264	≤ 30.00
	5825	4.153	0.068	11.211	≤ 30.00

Note: Method SA-2, Power density = measured result + 10 log(1/duty cycle) + Conversion ratio = measured result + duty factor.

Conversion ratio = 10*Log(500 k/100 k)

	Frequency (MHz)	ANT-0			Limit
		Measurement (dBm/MHz)	Duty Factor (dB)	Calculated (dBm/MHz)	(dBm/MHz)
Mode 4	5190	1.377	0.110	1.487	≤ 16.00
	5230	1.868	0.110	1.978	≤ 16.00
	5270	3.251	0.110	3.361	≤ 16.00
	5310	-0.764	0.110	-0.654	≤ 10.00
	5510	4.354	0.110	4.464	≤ 10.00
	5550	6.681	0.110	6.791	≤ 10.00
	5670	6.282	0.110	6.392	≤ 11.00

Note: Method SA-2, Power density = measured result + 10 log(1/duty cycle) + Conversion ratio = measured result + duty factor.

	Frequency (MHz)	ANT-0			Limit
		Measurement (dBm/100 kHz)	Duty Factor (dB)	Calculated (dBm/500 kHz)	(dBm/500 kHz)
Mode 4	5755	0.326	0.110	7.426	≤ 30.00
	5795	0.984	0.110	8.084	≤ 30.00

Note: Method SA-2, Power density = measured result + 10 log(1/duty cycle) + Conversion ratio = measured result + duty factor.

Conversion ratio = 10*Log(500 k/100 k)

■ **Test Graphs**

Mode 2: IEEE 802.11a Continuous TX mode_ANT-0	
5180 MHz	
5200 MHz	
5240 MHz	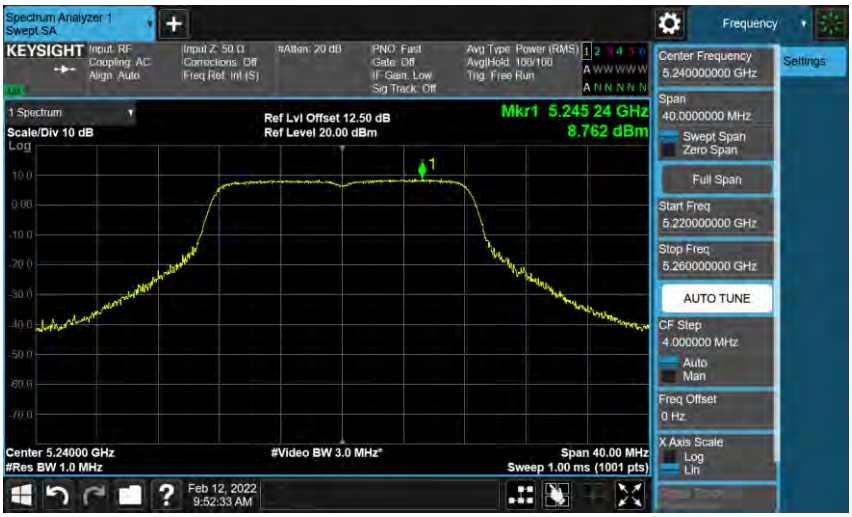

Mode 2: IEEE 802.11a Continuous TX mode_ANT-0	
5260 MHz	
5280 MHz	
5320 MHz	

Mode 2: IEEE 802.11a Continuous TX mode_ANT-0	
5500 MHz	
5560 MHz	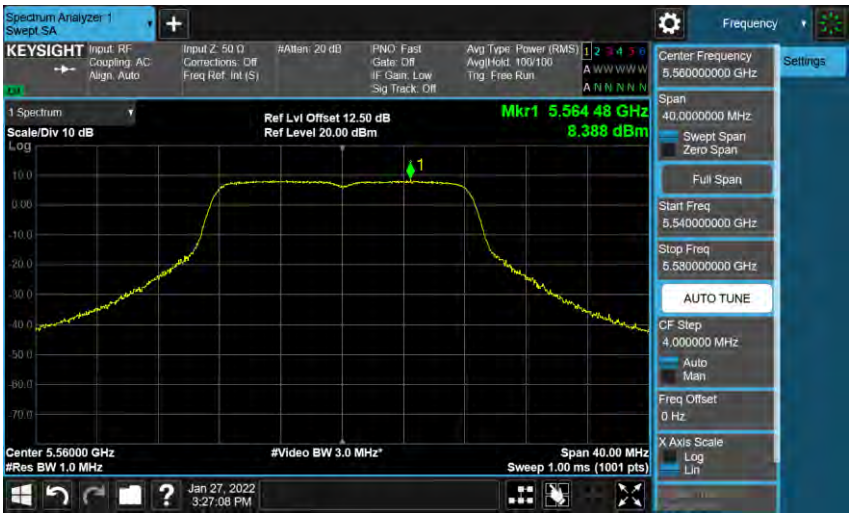
5700 MHz	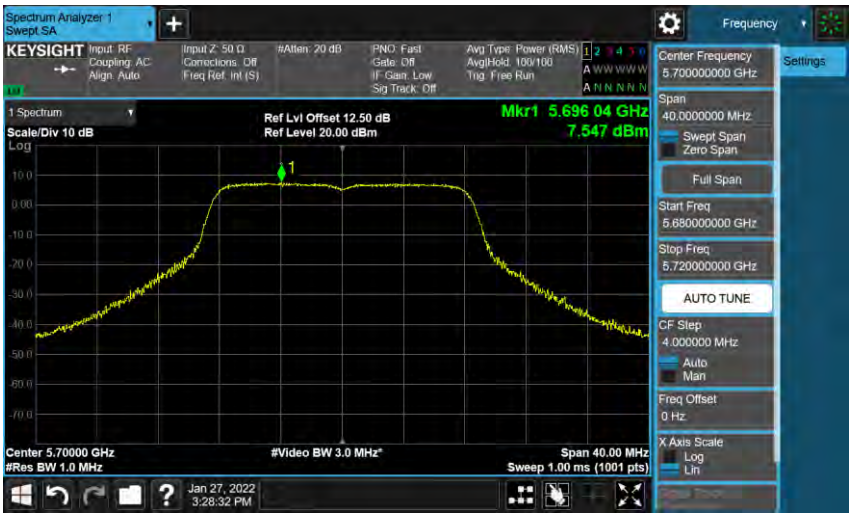

Mode 2: IEEE 802.11a Continuous TX mode_ANT-0	
5745 MHz	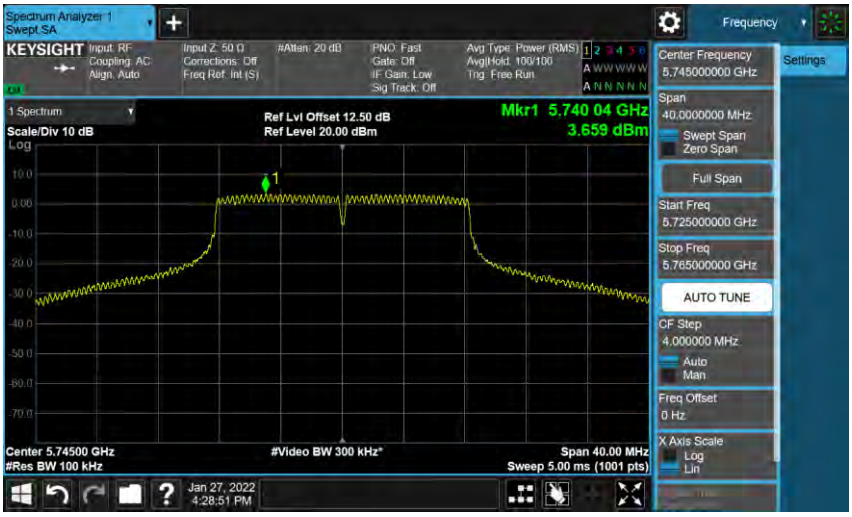
5785 MHz	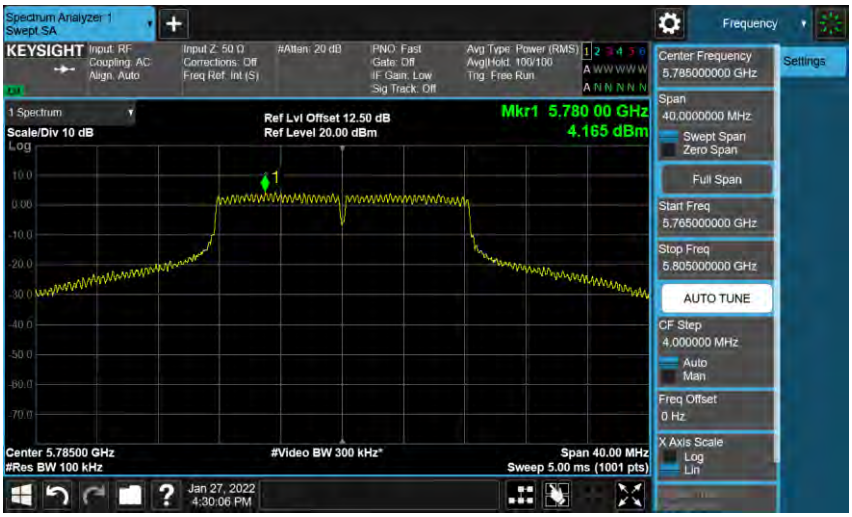
5825 MHz	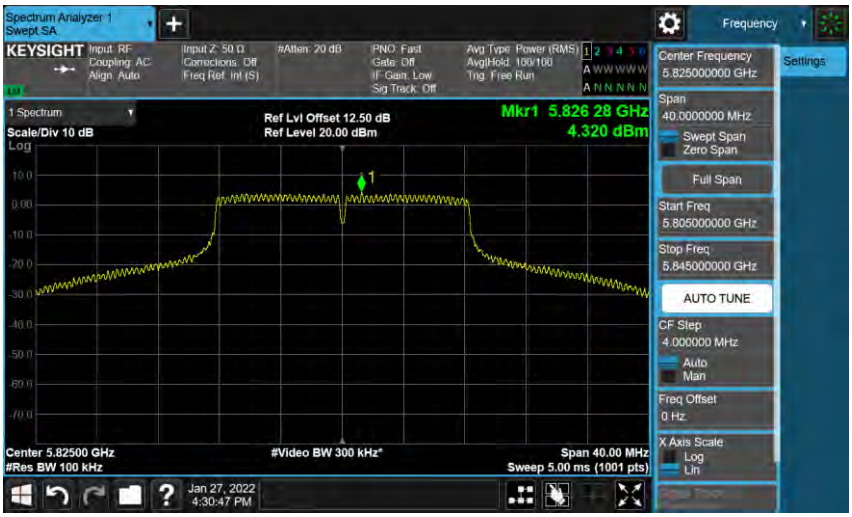

Mode 3: IEEE 802.11n 5 GHz 20 MHz Continuous TX Mode_ANT-0	
5180 MHz	
5200 MHz	
5240 MHz	

Mode 3: IEEE 802.11n 5 GHz 20 MHz Continuous TX Mode_ANT-0	
5260 MHz	
5280 MHz	
5320 MHz	

Mode 3: IEEE 802.11n 5 GHz 20 MHz Continuous TX Mode_ANT-0	
5500 MHz	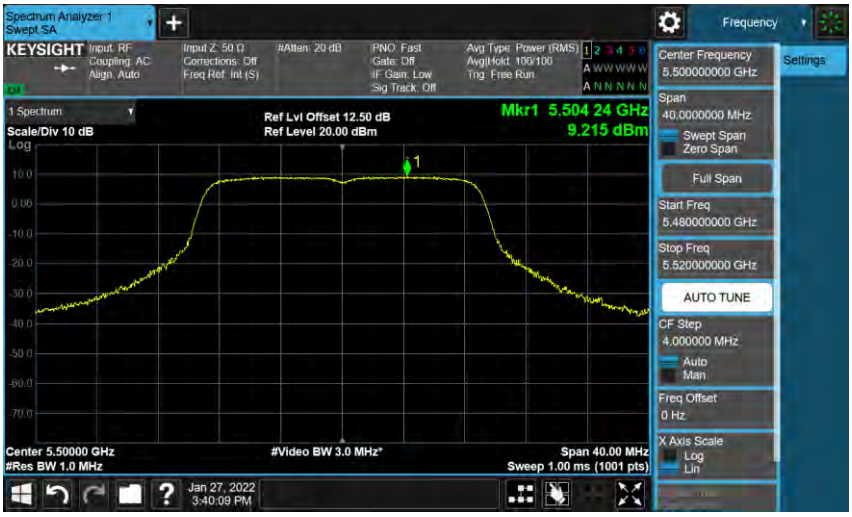
5560 MHz	
5700 MHz	

Mode 3: IEEE 802.11n 5 GHz 20 MHz Continuous TX Mode_ANT-0	
5745 MHz	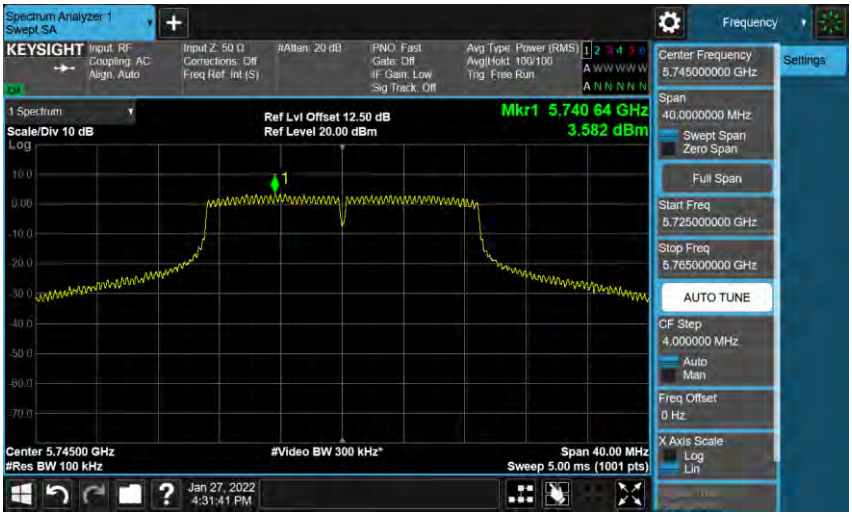
5785 MHz	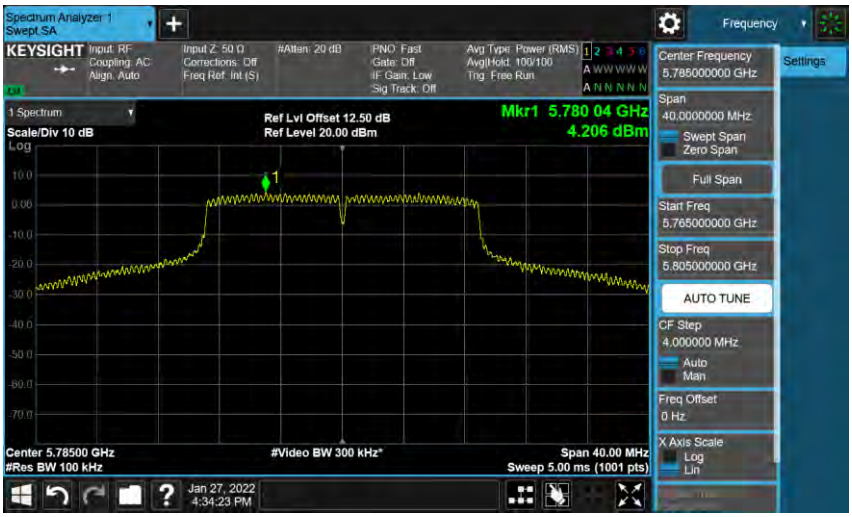
5825 MHz	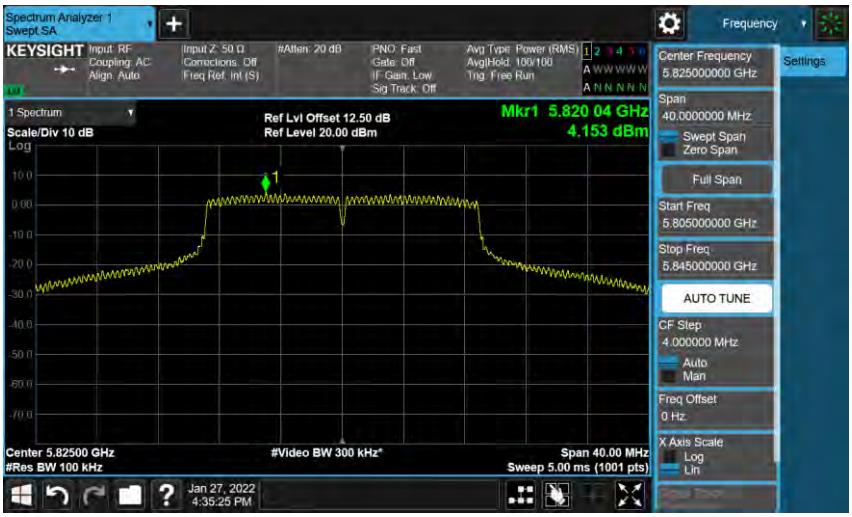

Mode 4: IEEE 802.11n 5 GHz 40 MHz Continuous TX Mode_ANT-0	
5190 MHz	
5230 MHz	

Mode 4: IEEE 802.11n 5 GHz 40 MHz Continuous TX Mode_ANT-0	
5270 MHz	
5310 MHz	

Mode 4: IEEE 802.11n 5 GHz 40 MHz Continuous TX Mode_ANT-0	
5510 MHz	
5550 MHz	
5670 MHz	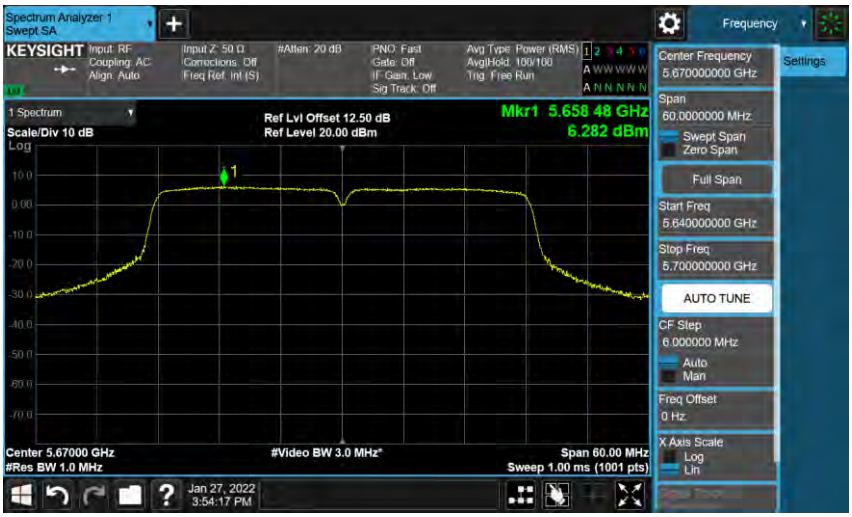

Mode 4: IEEE 802.11n 5 GHz 40 MHz Continuous TX Mode_ANT-0	
5755 MHz	
5795 MHz	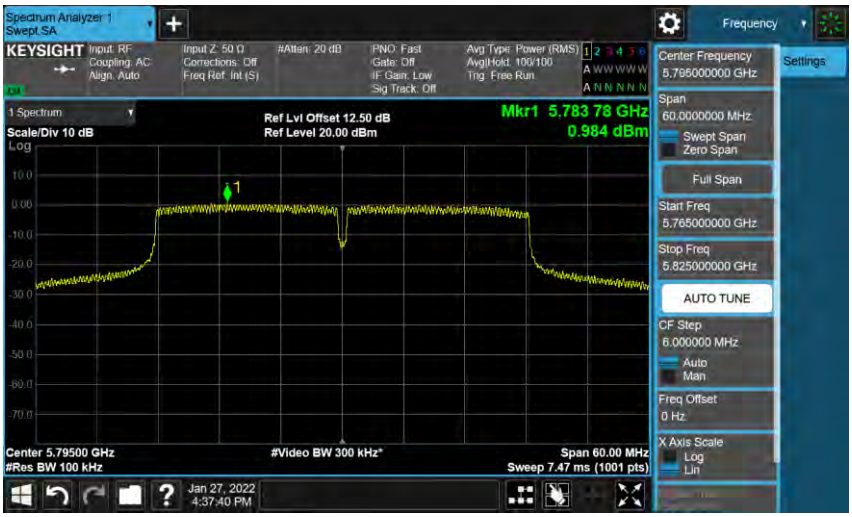

MIMO

Maximum Conducted Output Power Measurement

Test Mode	Frequency (MHz)	RF Power setting in Test Software		Test Software Version
		ANT-0	ANT-1	
Mode 2	5180	19	19	ART2-GUI version 2.3
	5200	19	19	
	5220	19	19	
	5240	19	19	
	5260	15	15	
	5280	15.5	15.5	
	5300	15.5	15.5	
	5320	10.5	10.5	
	5500	15.5	15.5	
	5520	15.5	15.5	
	5540	15.5	15.5	
	5560	15.5	15.5	
	5580	15.5	15.5	
	5600	15.5	15.5	
	5620	15.5	15.5	
	5640	15.5	15.5	
	5660	15.5	15.5	
	5680	15.5	15.5	
	5700	16.5	16.5	
	5745	25	25	
	5765	24	24	
	5785	24	24	
	5805	24	24	
	5825	23.5	23.5	

Test Mode	Frequency (MHz)	RF Power setting in Test Software		Test Software Version
		ANT-0	ANT-1	
Mode 3	5180	18	18	ART2-GUI version 2.3
	5200	18	18	
	5220	18	18	
	5240	17.5	17.5	
	5260	17	17	
	5280	16.5	16.5	
	5300	16.5	16.5	
	5320	16	16	
	5500	14	14	
	5520	14.5	14.5	
	5540	14.5	14.5	
	5560	14.5	14.5	
	5580	14.5	14.5	
	5600	14.5	14.5	
	5620	14.5	14.5	
	5640	14.5	14.5	
	5660	14.5	14.5	
	5680	14.5	14.5	
	5700	14.5	14.5	
	5745	24.5	24.5	
	5765	23.5	23.5	
	5785	23.5	23.5	
	5805	23.5	23.5	
	5825	22.5	22.5	
Mode 4	5190	16	16	
	5230	16	16	
	5270	15.5	15.5	
	5310	10	10	
	5510	14	14	
	5550	17	17	
	5590	17	17	
	5630	17	17	
	5670	14	14	
	5755	14.5	14.5	
	5795	14.5	14.5	

Maximum Conducted Output Power and Transmit power control Measurement

Test Mode		Mode 2: IEEE 802.11a Continuous TX mode				
Frequency (MHz)	Data Rate	ANT-0		ANT-1		Limit (dBm)
		Max. Output Power				
		(dBm)	(W)	(dBm)	(W)	
5180	6 M	18.70	0.074	17.96	0.063	≤ 29.00
5200		18.98	0.079	18.55	0.072	≤ 29.00
5220		18.90	0.078	18.43	0.070	≤ 29.00
5240		19.01	0.080	18.85	0.077	≤ 29.00
5260		15.53	0.036	15.49	0.035	≤ 23.00
5280		16.19	0.042	15.92	0.039	≤ 23.00
5300		16.11	0.041	15.87	0.039	≤ 23.00
5320		11.27	0.013	10.94	0.012	≤ 23.00
5500		16.62	0.046	16.48	0.044	≤ 24.00
5520		16.39	0.044	15.77	0.038	≤ 24.00
5540		16.36	0.043	15.76	0.038	≤ 24.00
5560		16.43	0.044	15.81	0.038	≤ 24.00
5580		16.37	0.043	15.72	0.037	≤ 24.00
5600		16.35	0.043	15.73	0.037	≤ 24.00
5620		16.36	0.043	15.71	0.037	≤ 24.00
5640		16.32	0.043	15.76	0.038	≤ 24.00
5660		16.30	0.043	15.79	0.038	≤ 24.00
5680		16.28	0.042	15.70	0.037	≤ 24.00
5700		17.39	0.055	16.63	0.046	≤ 24.00
5745		23.72	0.236	22.85	0.193	≤ 30.00
5765		23.13	0.206	22.89	0.195	≤ 30.00
5785		23.20	0.209	22.98	0.199	≤ 30.00
5805		23.14	0.206	22.90	0.195	≤ 30.00
5825		23.37	0.217	22.31	0.170	≤ 30.00

Note: The relevant measured result has the offset with cable loss already.

Test Mode		Mode 3: IEEE 802.11n 5 GHz 20 MHz Continuous TX mode				
Frequency (MHz)	Data Rate	ANT-0		ANT-1		Limit (dBm)
		Max. Output Power				
		(dBm)	(W)	(dBm)	(W)	
5180	6.5 M	17.73	0.059	16.82	0.048	≤ 29.00
5200		18.03	0.064	17.25	0.053	≤ 29.00
5220		17.98	0.063	17.20	0.052	≤ 29.00
5240		17.53	0.057	17.25	0.053	≤ 29.00
5260		17.57	0.057	17.29	0.054	≤ 23.00
5280		17.12	0.052	16.81	0.048	≤ 23.00
5300		17.03	0.050	16.72	0.047	≤ 23.00
5320		16.52	0.045	16.46	0.044	≤ 23.00
5500		15.02	0.032	14.87	0.031	≤ 24.00
5520		15.57	0.036	14.76	0.030	≤ 24.00
5540		15.56	0.036	14.77	0.030	≤ 24.00
5560		15.65	0.037	14.82	0.030	≤ 24.00
5580		15.58	0.036	14.71	0.030	≤ 24.00
5600		15.61	0.036	14.72	0.030	≤ 24.00
5620		15.59	0.036	14.69	0.029	≤ 24.00
5640		15.63	0.037	14.73	0.030	≤ 24.00
5660		15.55	0.036	14.75	0.030	≤ 24.00
5680		15.58	0.036	14.76	0.030	≤ 24.00
5700		16.30	0.043	14.74	0.030	≤ 24.00
5745		23.25	0.211	22.48	0.177	≤ 30.00
5765		22.77	0.189	22.73	0.187	≤ 30.00
5785		22.85	0.193	22.81	0.191	≤ 30.00
5805		22.78	0.190	22.71	0.187	≤ 30.00
5825		22.57	0.181	21.75	0.150	≤ 30.00

Note: The relevant measured result has the offset with cable loss already.

Test Mode		Mode 4: IEEE 802.11n 5 GHz 40 MHz Continuous TX mode				
Frequency (MHz)	Data Rate	ANT-0		ANT-1		Limit (dBm)
		Max. Output Power				
		(dBm)	(W)	(dBm)	(W)	
5190	13.5 M	16.11	0.041	15.35	0.034	≤ 29.00
5230		16.47	0.044	16.03	0.040	≤ 29.00
5270		16.44	0.044	16.07	0.040	≤ 23.00
5310		11.03	0.013	10.58	0.011	≤ 23.00
5510		15.47	0.035	14.93	0.031	≤ 24.00
5550		18.21	0.066	18.02	0.063	≤ 24.00
5590		18.16	0.065	17.95	0.062	≤ 24.00
5630		18.14	0.065	17.98	0.063	≤ 24.00
5670		14.92	0.031	14.27	0.027	≤ 24.00
5755		21.32	0.136	20.39	0.109	≤ 30.00
5795		21.15	0.130	21.10	0.129	≤ 30.00

Note: The relevant measured result has the offset with cable loss already.

Test Mode		Mode 2: IEEE 802.11a Continuous TX mode			
Frequency (MHz)	Data Rate	Max_EIRP at any elevation angle > 30˚from horizon			Limit (dBm)
		Max. Output Power (dBm)	Elevation angle above 30˚Max Gain (dBi)	Elevation angle above 30˚EIRP (dBm)	
		ANT-0+1			
5180	6 M	21.36	-2.1	19.26	≤ 21.00
5200		21.78	-2.1	19.68	≤ 21.00
5220		21.68	-2.1	19.58	≤ 21.00
5240		21.94	-2.1	19.84	≤ 21.00

Test Mode		Mode 3: IEEE 802.11n 5 GHz 20 MHz Continuous TX mode			
Frequency (MHz)	Data Rate	Max_EIRP at any elevation angle > 30˚from horizon			Limit (dBm)
		Max. Output Power (dBm)	Elevation angle above 30˚Max Gain (dBi)	Elevation angle above 30˚EIRP (dBm)	
		ANT-0+1			
5180	13 M	20.31	-2.1	18.21	≤ 21.00
5200		20.67	-2.1	18.57	≤ 21.00
5220		20.62	-2.1	18.52	≤ 21.00
5240		20.40	-2.1	18.30	≤ 21.00

Test Mode		Mode 4: IEEE 802.11n 5 GHz 40 MHz Continuous TX mode			
Frequency (MHz)	Data Rate	Max_EIRP at any elevation angle > 30˚from horizon			Limit (dBm)
		Max. Output Power (dBm)	Elevation angle above 30˚Max Gain (dBi)	Elevation angle above 30˚EIRP (dBm)	
		ANT-0+1			
5190	27 M	18.76	-2.1	16.66	≤ 21.00
5230		19.27	-2.1	17.17	≤ 21.00

Transmit power control Measurement

Test Mode	Data Rate	Frequency (MHz)	ANT-0+1				E.I.R.P. Limit (dBm)
			Max. Outup Power	Max. Gain	E.I.R.P.		
			(dBm)	(dBi)	(dBm)	(W)	
Mode 2	6 M	5260	16.77	7.00	23.77	0.238	≤ 24.00
		5280	16.68	7.00	23.68	0.233	≤ 24.00
		5300	16.63	7.00	23.63	0.230	≤ 24.00
		5320	14.12	7.00	21.12	0.129	≤ 24.00
		5500	17.92	6.00	23.92	0.246	≤ 24.00
		5520	17.70	6.00	23.70	0.234	≤ 24.00
		5540	17.70	6.00	23.70	0.235	≤ 24.00
		5560	17.76	6.00	23.76	0.238	≤ 24.00
		5580	17.67	6.00	23.67	0.233	≤ 24.00
		5600	17.64	6.00	23.64	0.231	≤ 24.00
		5620	17.67	6.00	23.67	0.233	≤ 24.00
		5640	17.69	6.00	23.69	0.234	≤ 24.00
		5660	17.69	6.00	23.69	0.234	≤ 24.00
		5680	17.66	6.00	23.66	0.232	≤ 24.00
		5700	17.72	6.00	23.72	0.236	≤ 24.00
Mode 3	13 M	5260	16.65	7.00	23.65	0.232	≤ 24.00
		5280	16.73	7.00	23.73	0.236	≤ 24.00
		5300	16.67	7.00	23.67	0.233	≤ 24.00
		5320	16.94	7.00	23.94	0.248	≤ 24.00
		5500	17.96	6.00	23.96	0.249	≤ 24.00
		5520	17.68	6.00	23.68	0.233	≤ 24.00
		5540	17.65	6.00	23.65	0.232	≤ 24.00
		5560	17.73	6.00	23.73	0.236	≤ 24.00
		5580	17.68	6.00	23.68	0.233	≤ 24.00
		5600	17.68	6.00	23.68	0.233	≤ 24.00
		5620	17.70	6.00	23.70	0.235	≤ 24.00
		5640	17.68	6.00	23.68	0.233	≤ 24.00
		5660	17.66	6.00	23.66	0.232	≤ 24.00
		5680	17.68	6.00	23.68	0.234	≤ 24.00
		5700	17.51	6.00	23.51	0.225	≤ 24.00
Mode 4	27 M	5270	16.93	7.00	23.93	0.247	≤ 24.00
		5310	13.82	7.00	20.82	0.121	≤ 24.00
		5510	17.78	6.00	23.78	0.239	≤ 24.00
		5550	17.72	6.00	23.72	0.236	≤ 24.00
		5590	17.65	6.00	23.65	0.232	≤ 24.00
		5630	17.59	6.00	23.59	0.229	≤ 24.00
		5670	17.62	6.00	23.62	0.230	≤ 24.00

Note: The relevant measured result has the offset with cable loss already.

26 dB RF Bandwidth

Test Mode	Frequency (MHz)	ANT-0	ANT-1
		Measurement Results (MHz)	Measurement Results (MHz)
Mode 2	5180	23.240	22.010
	5200	22.890	21.670
	5240	23.070	22.480
	5260	23.620	21.860
	5280	22.660	22.240
	5320	23.650	21.750
	5500	23.390	21.350
	5560	23.700	21.890
	5700	23.390	21.890
Mode 3	5180	24.460	21.830
	5200	23.670	22.590
	5240	24.190	23.330
	5260	24.490	23.310
	5280	23.810	22.630
	5320	23.970	22.370
	5500	23.940	22.860
	5560	23.750	22.580
	5700	23.080	22.800
Mode 4	5190	46.950	44.370
	5230	47.250	45.110
	5270	47.390	45.550
	5310	47.480	44.780
	5510	47.910	45.020
	5550	49.520	45.840
	5670	48.020	45.920

■ **Test Graphs**

Mode 2: IEEE 802.11a Continuous TX mode_ANT-0	
5180 MHz	
5200 MHz	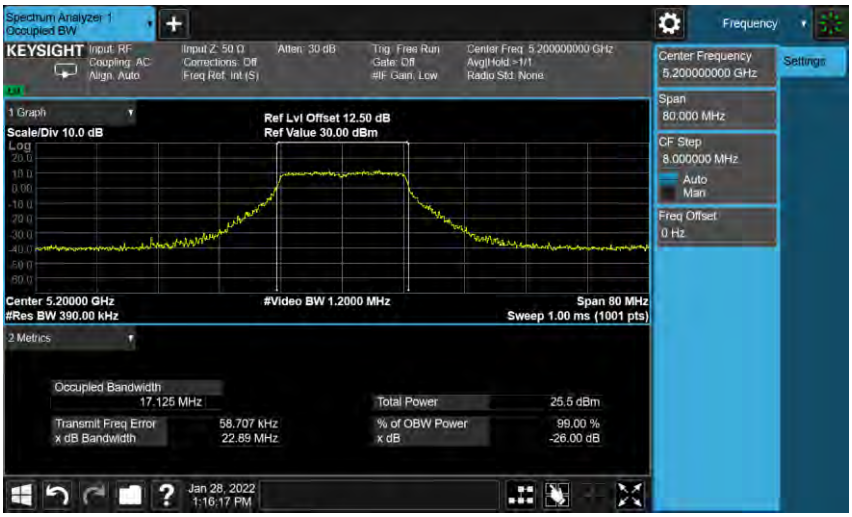
5240 MHz	

Mode 2: IEEE 802.11a Continuous TX mode_ANT-0	
5260 MHz	
5280 MHz	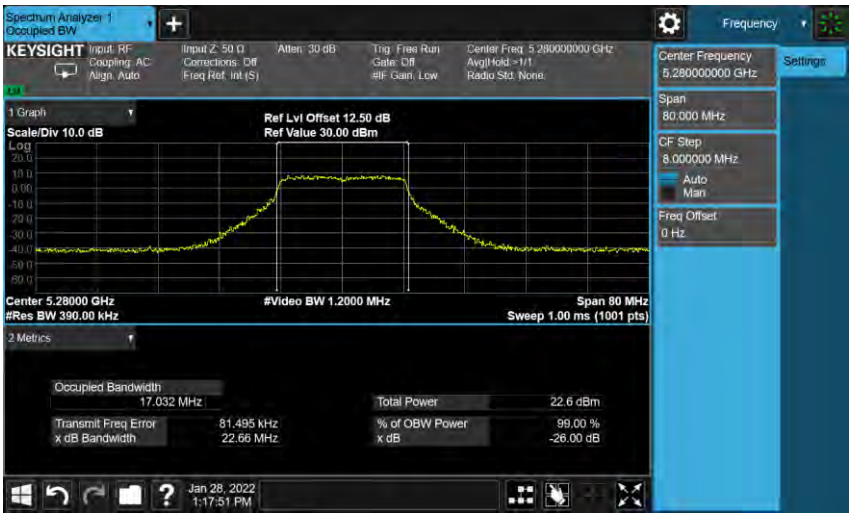
5320 MHz	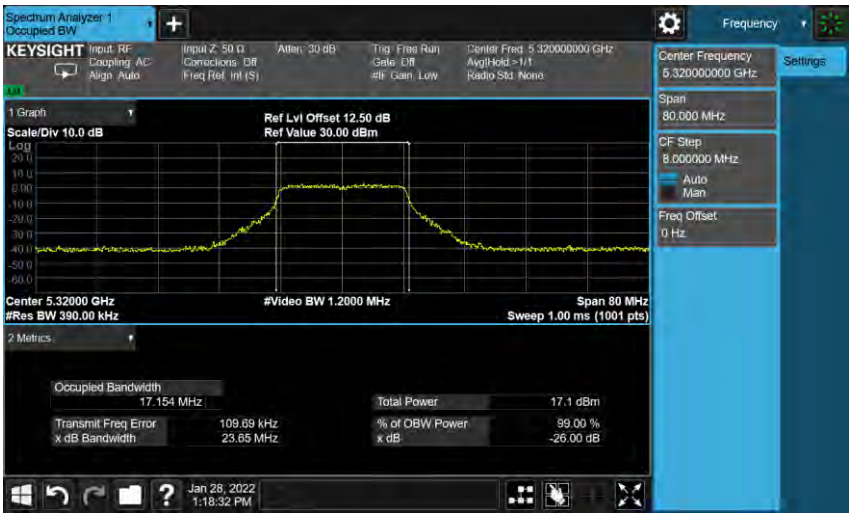

Mode 2: IEEE 802.11a Continuous TX mode_ANT-0	
5500 MHz	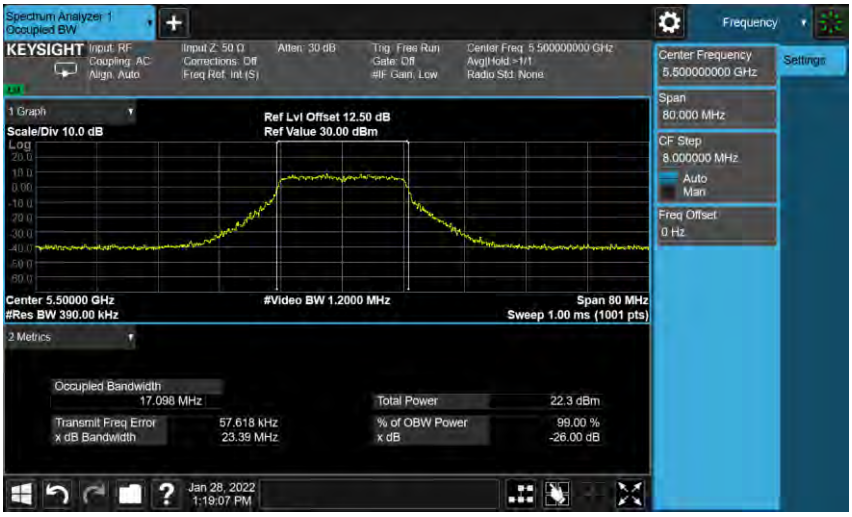
5560 MHz	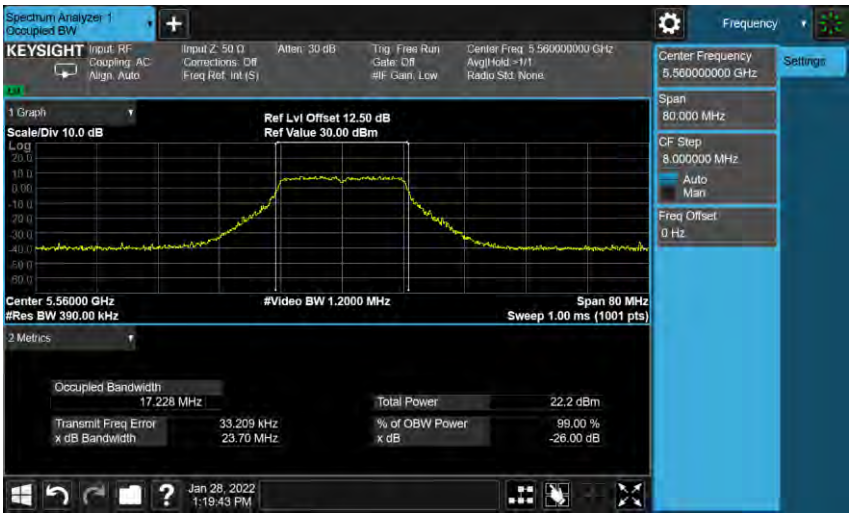
5700 MHz	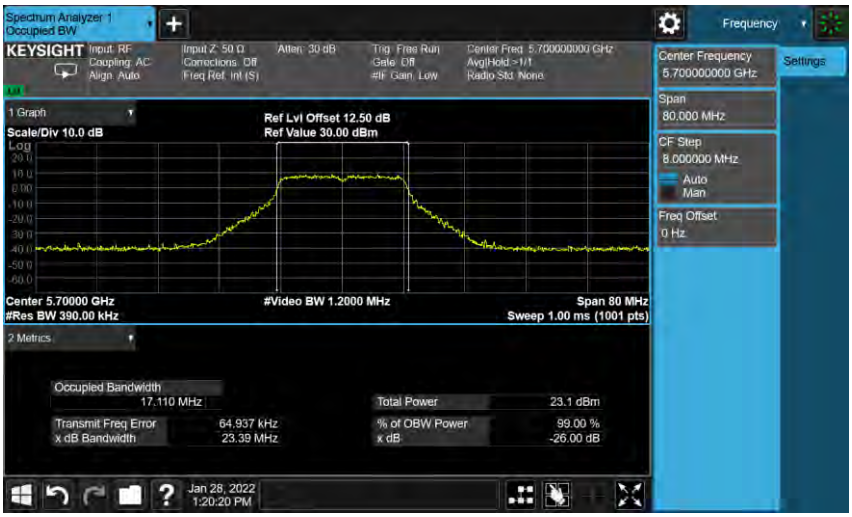

Mode 3: IEEE 802.11n 5 GHz 20 MHz Continuous TX Mode_ANT-0	
5180 MHz	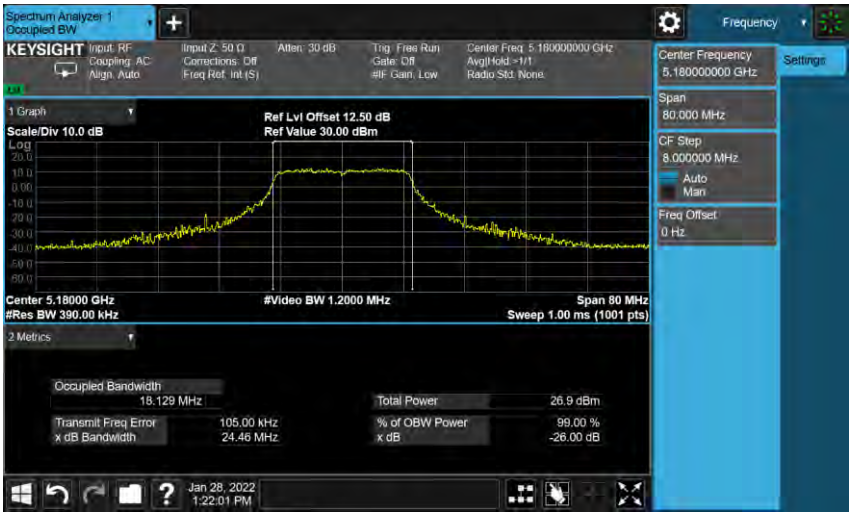
5200 MHz	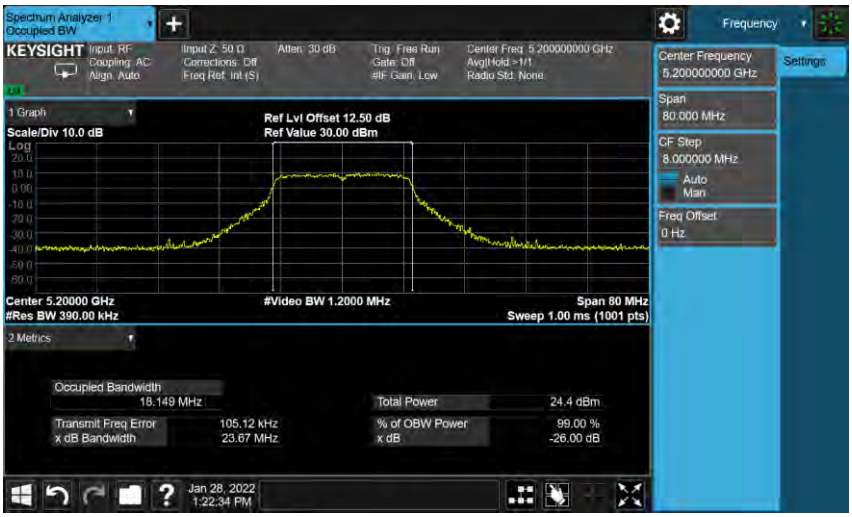
5240 MHz	

Mode 3: IEEE 802.11n 5 GHz 20 MHz Continuous TX Mode_ANT-0	
5260 MHz	
5280 MHz	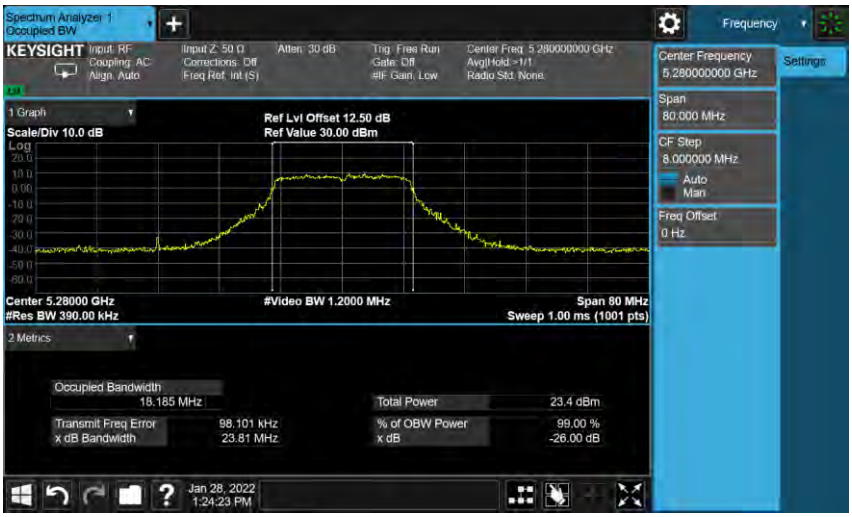
5320 MHz	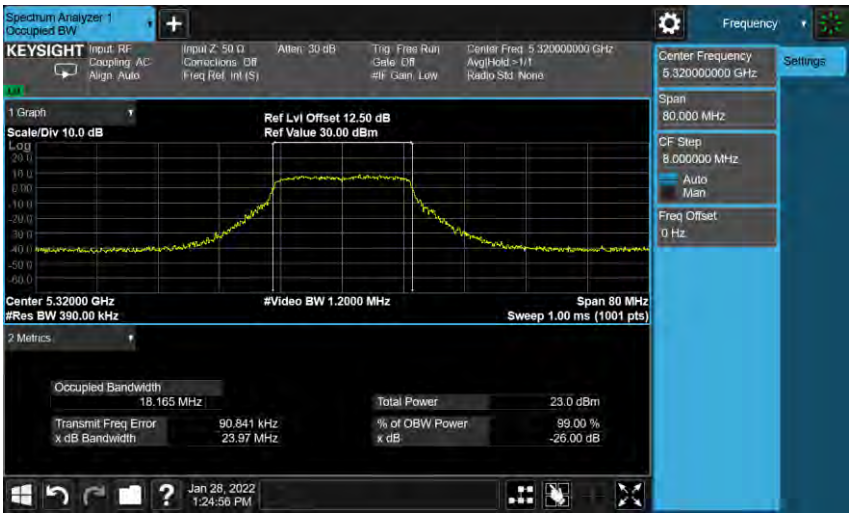

Mode 3: IEEE 802.11n 5 GHz 20 MHz Continuous TX Mode_ANT-0	
5500 MHz	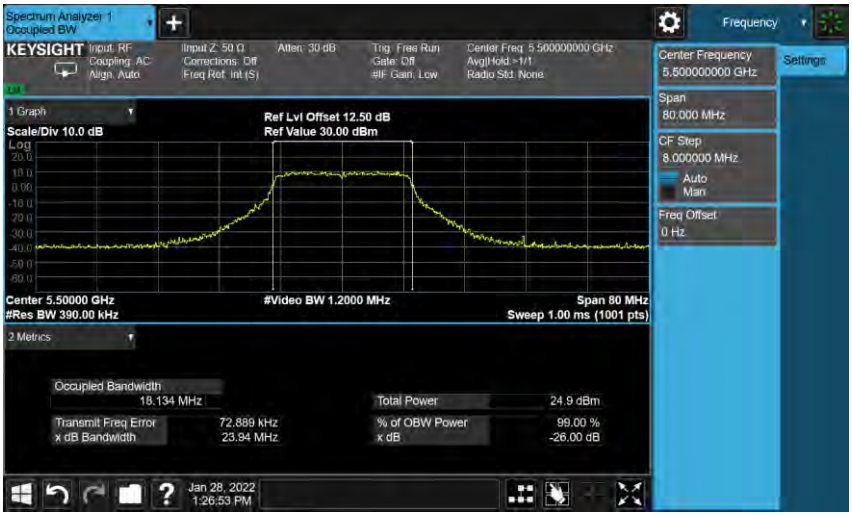
5560 MHz	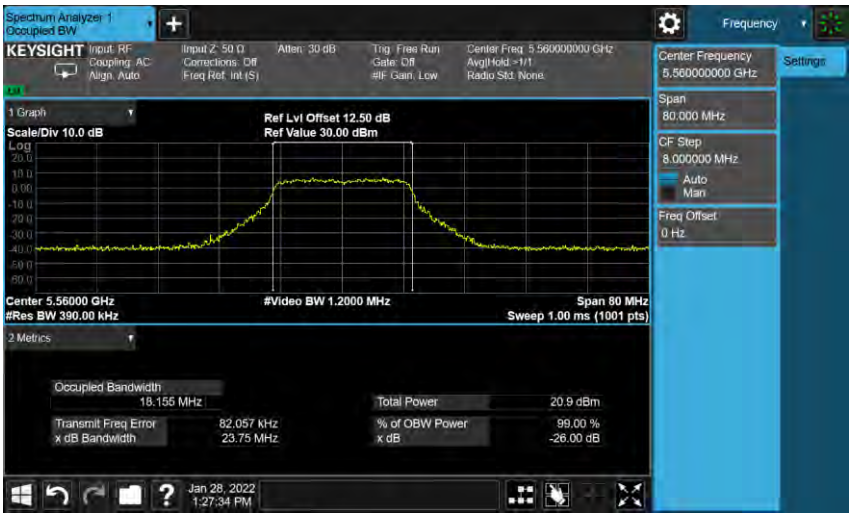
5700 MHz	

Mode 4: IEEE 802.11n 5 GHz 40 MHz Continuous TX Mode_ANT-0	
5190 MHz	
5230 MHz	

Mode 4: IEEE 802.11n 5 GHz 40 MHz Continuous TX Mode_ANT-0	
5270 MHz	
5310 MHz	

Mode 4: IEEE 802.11n 5 GHz 40 MHz Continuous TX Mode_ANT-0	
5510 MHz	
5550 MHz	
5670 MHz	

Mode 2: IEEE 802.11a Continuous TX mode_ANT-1	
5180 MHz	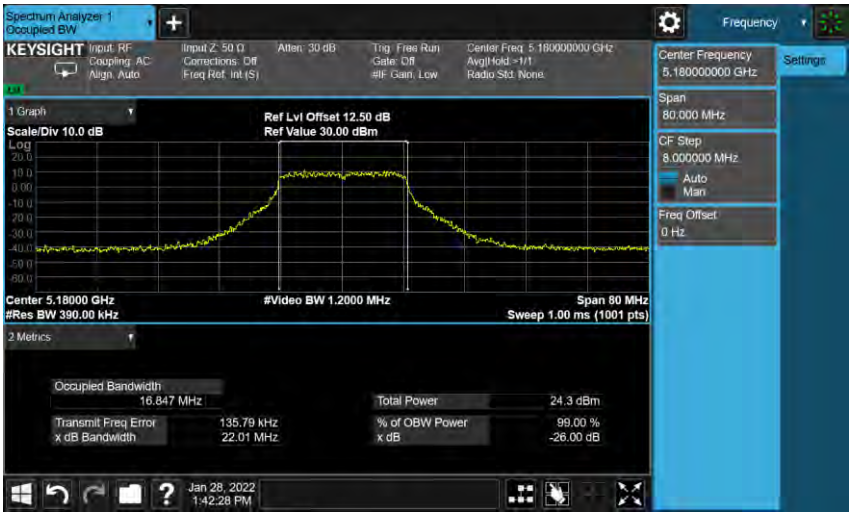
5200 MHz	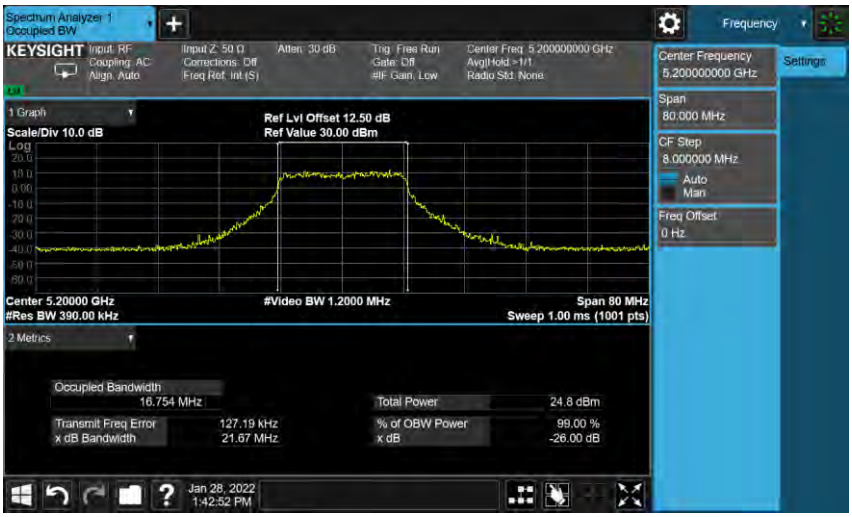
5240 MHz	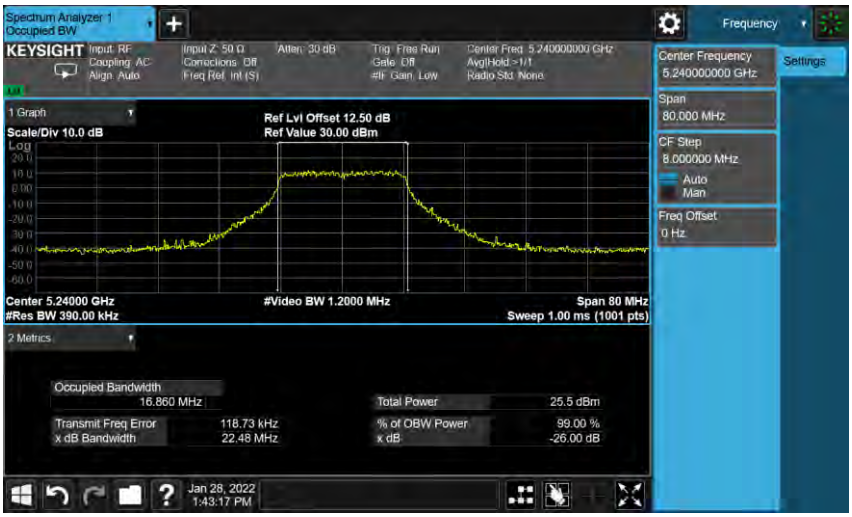

Mode 2: IEEE 802.11a Continuous TX mode_ANT-1	
5260 MHz	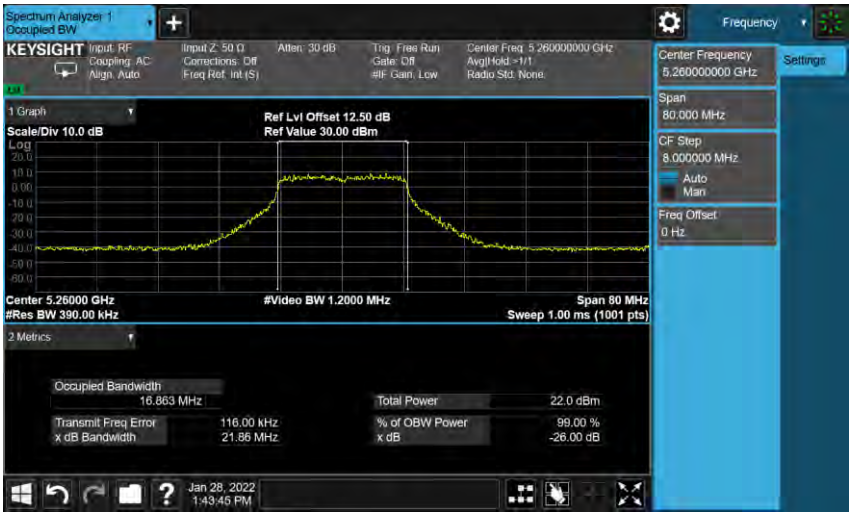
5280 MHz	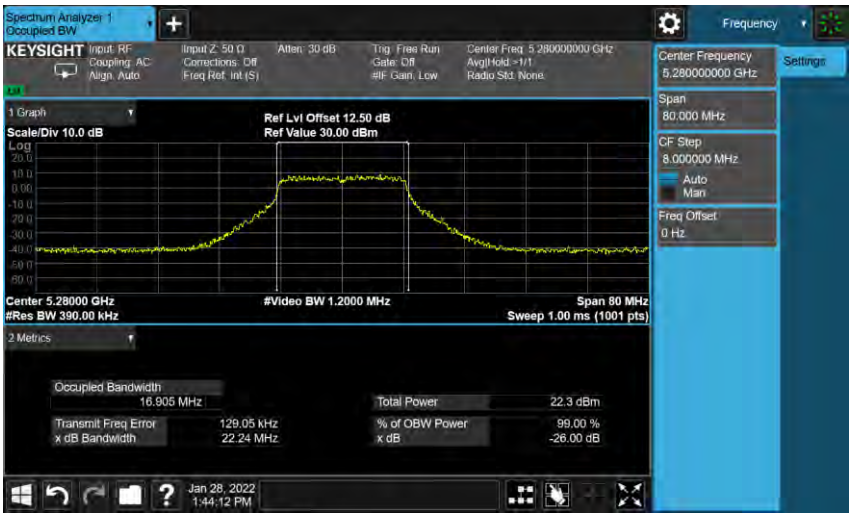
5320 MHz	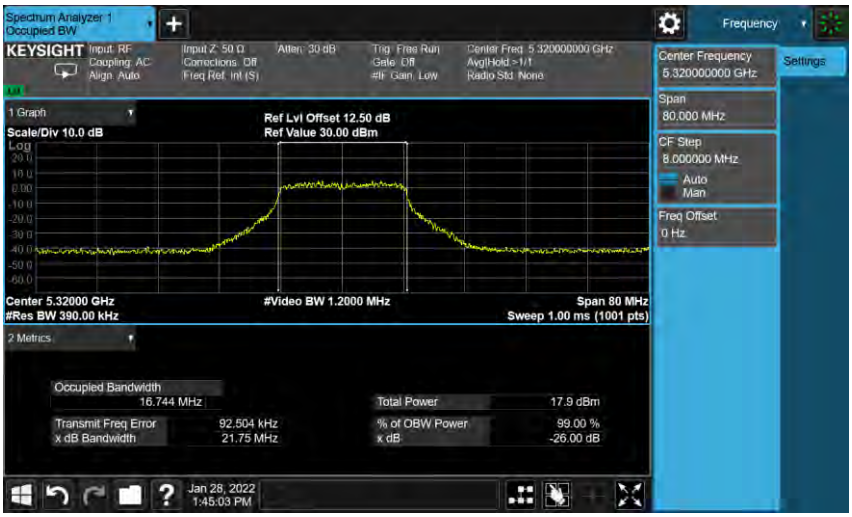

Mode 2: IEEE 802.11a Continuous TX mode_ANT-1	
5500 MHz	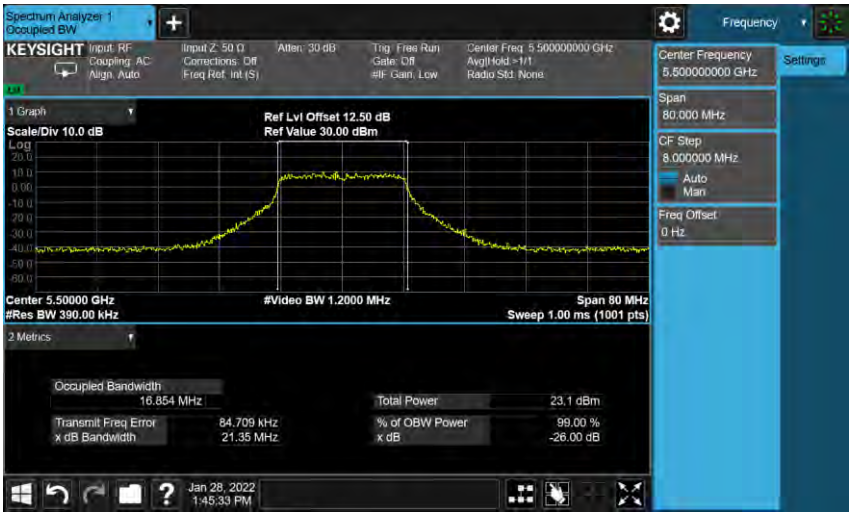
5560 MHz	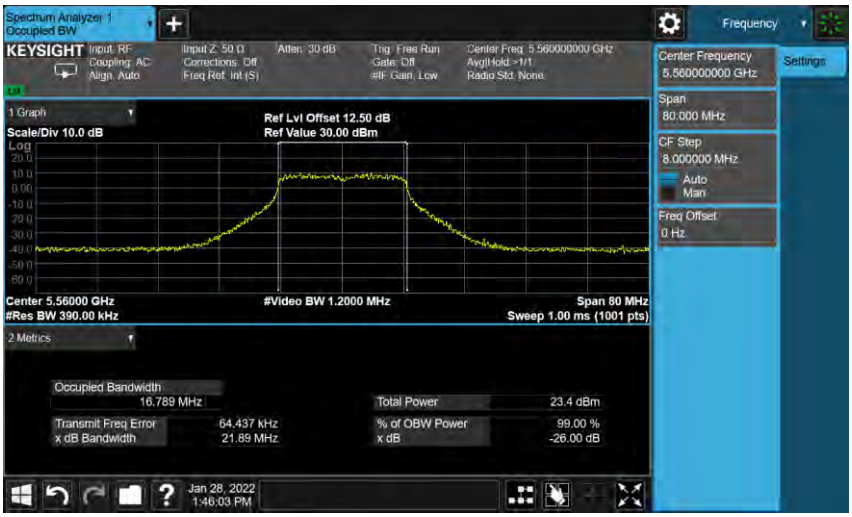
5700 MHz	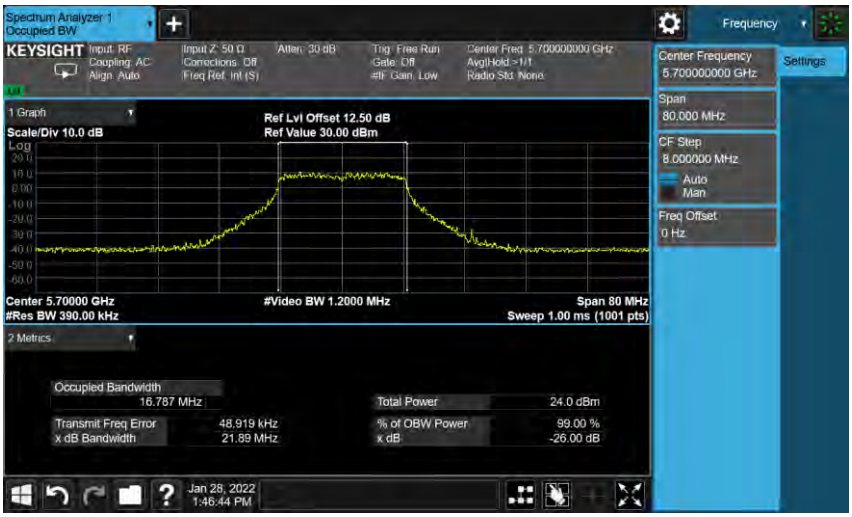

Mode 3: IEEE 802.11n 5 GHz 20 MHz Continuous TX Mode_ANT-1	
5180 MHz	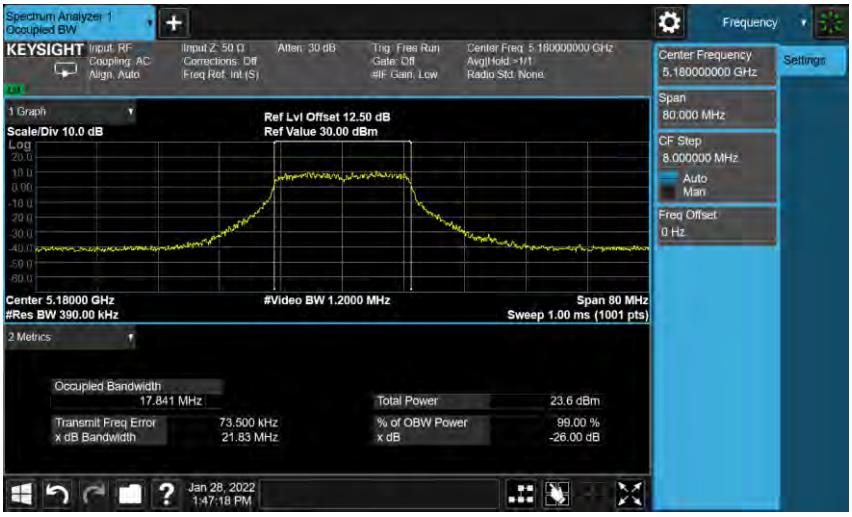
5200 MHz	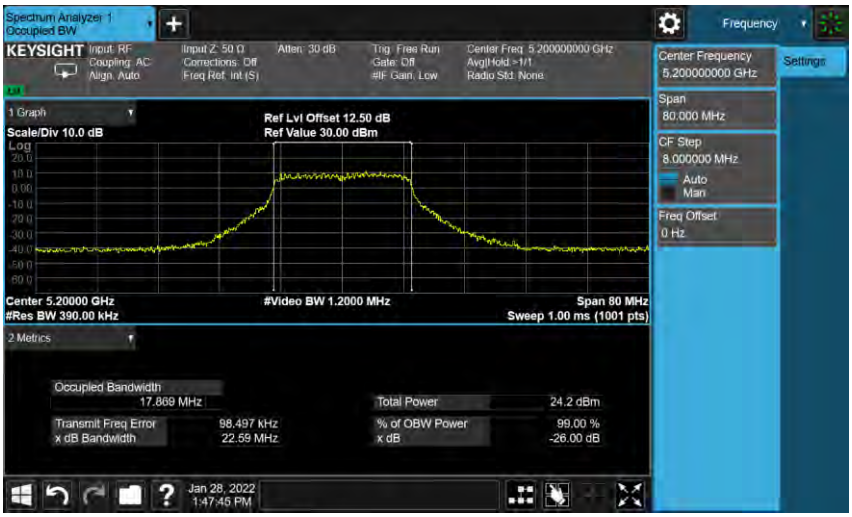
5240 MHz	

Mode 3: IEEE 802.11n 5 GHz 20 MHz Continuous TX Mode_ANT-1	
5260 MHz	
5280 MHz	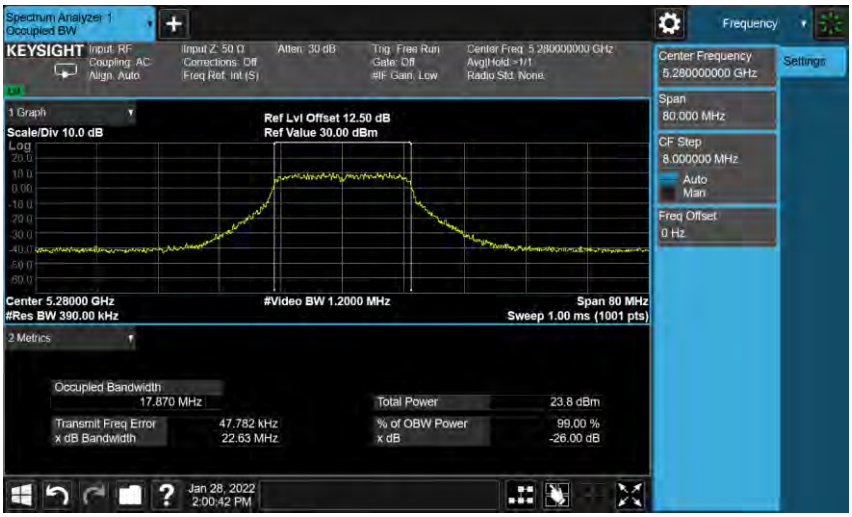
5320 MHz	

Mode 3: IEEE 802.11n 5 GHz 20 MHz Continuous TX Mode_ANT-1	
5500 MHz	
5560 MHz	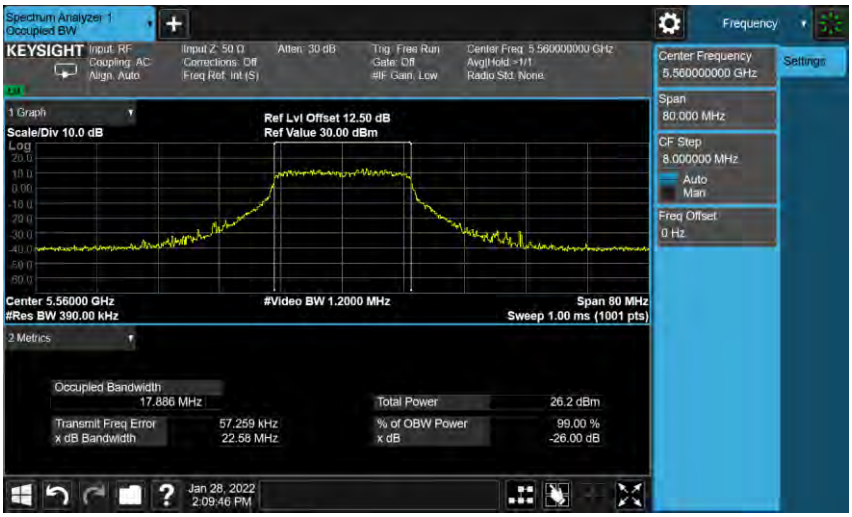
5700 MHz	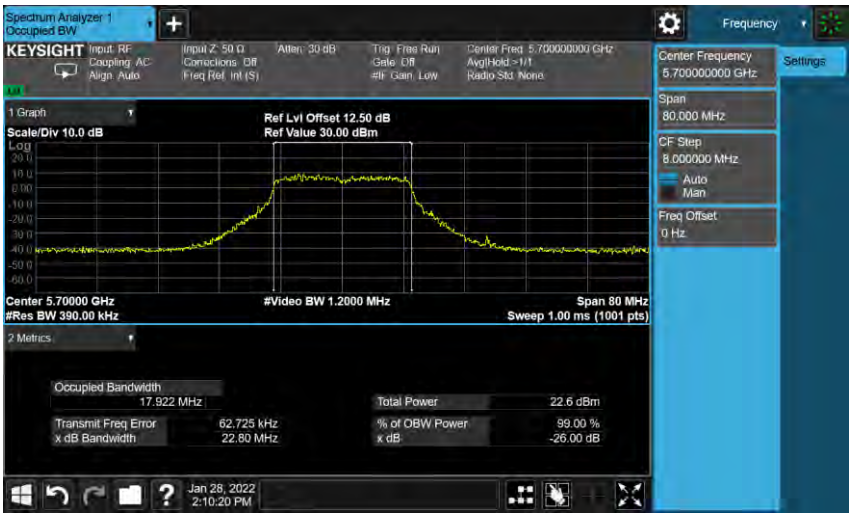

Mode 4: IEEE 802.11n 5 GHz 40 MHz Continuous TX Mode_ANT-1	
5190 MHz	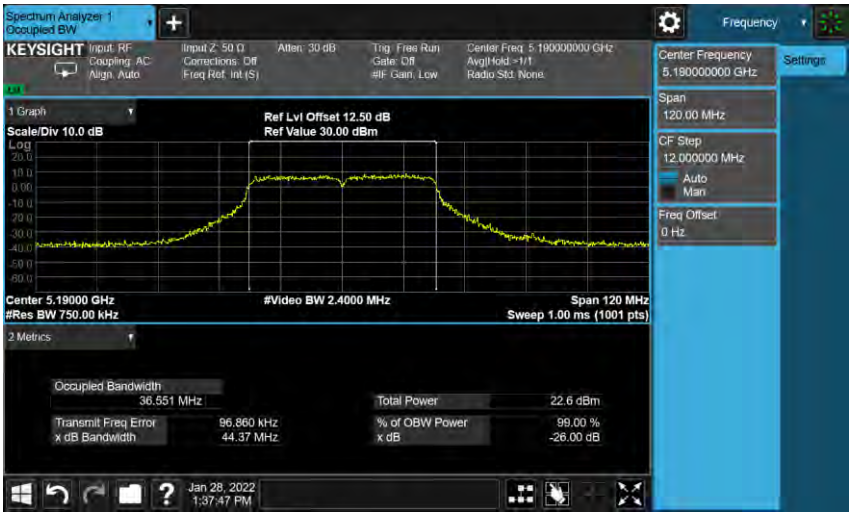
5230 MHz	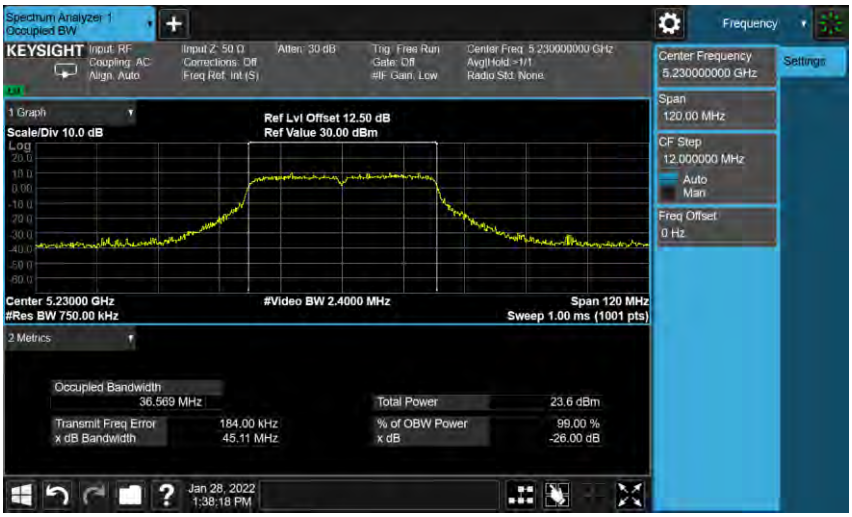

Mode 4: IEEE 802.11n 5 GHz 40 MHz Continuous TX Mode_ANT-1	
5270 MHz	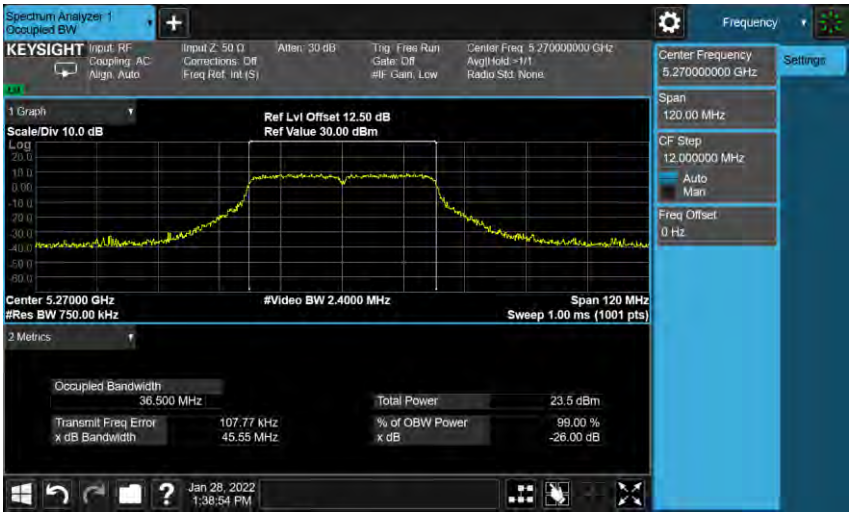
5310 MHz	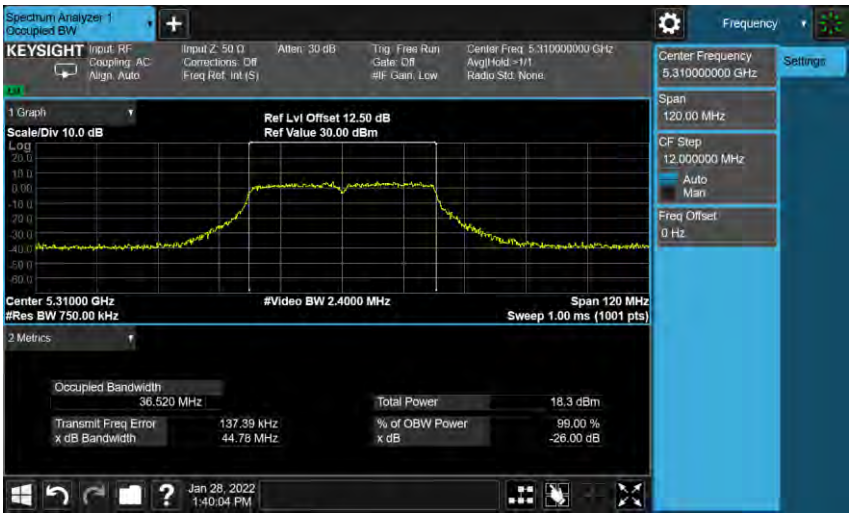

Mode 4: IEEE 802.11n 5 GHz 40 MHz Continuous TX Mode_ANT-1	
5510 MHz	
5550 MHz	
5670 MHz	

6 dB RF Bandwidth Measurement

Test Mode	Frequency (MHz)	ANT-0	ANT-1	Limit (kHz)
		Measurement Results (MHz)	Measurement Results (MHz)	
Mode 2	5745	16430	16350	≥ 500
	5785	16340	16340	≥ 500
	5825	16330	16410	≥ 500
Mode 3	5745	17000	16780	≥ 500
	5785	16690	17340	≥ 500
	5825	16750	17550	≥ 500
Mode 4	5755	36540	36070	≥ 500
	5795	35580	35630	≥ 500

■ **Test Graphs**

Mode 2: IEEE 802.11a Continuous TX mode_ANT-0	
5745 MHz	
5785 MHz	
5825 MHz	

Mode 3: IEEE 802.11n 5 GHz 20 MHz Continuous TX Mode_ANT-0	
5745 MHz	
5785 MHz	
5825 MHz	

Mode 4: IEEE 802.11n 5 GHz 40 MHz Continuous TX Mode_ANT-0	
5755 MHz	
5795 MHz	

Mode 2: IEEE 802.11a Continuous TX mode_ANT-1	
5745 MHz	
5785 MHz	
5825 MHz	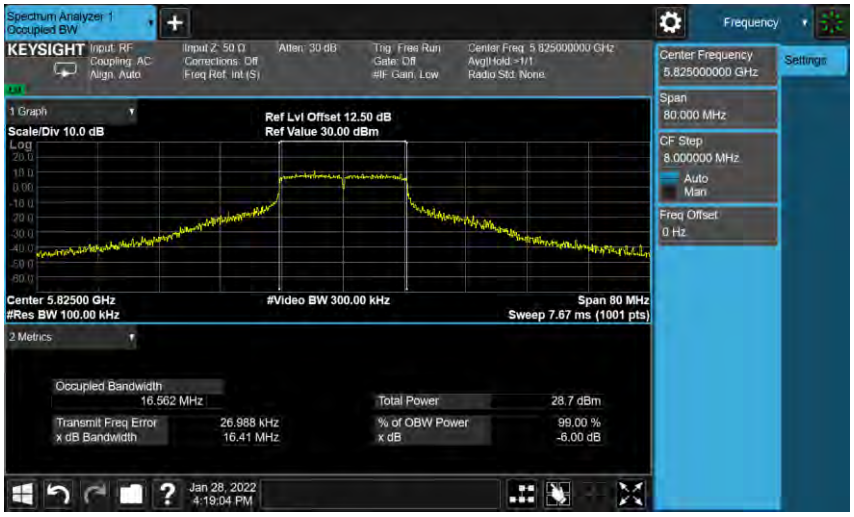

Mode 3: IEEE 802.11n 5 GHz 20 MHz Continuous TX Mode_ANT-1	
5745 MHz	
5785 MHz	
5825 MHz	

Mode 4: IEEE 802.11n 5 GHz 40 MHz Continuous TX Mode_ANT-1	
5755 MHz	
5795 MHz	

Maximum Power Spectral Density Measurement

	Frequency (MHz)	ANT-0			ANT-1			Limit
		Measurement (dBm/MHz)	Duty Factor (dB)	Calculated (dBm/MHz)	Measurement (dBm/MHz)	Duty Factor (dB)	Calculated (dBm/MHz)	(dBm/MHz)
Mode 2	5180	7.155	0.074	7.229	6.572	0.074	6.646	≤ 16.00
	5200	7.450	0.074	7.524	7.106	0.074	7.180	≤ 16.00
	5240	7.871	0.074	7.945	7.431	0.074	7.505	≤ 16.00
	5260	4.293	0.074	4.367	3.999	0.074	4.073	≤ 10.00
	5280	4.702	0.074	4.776	4.441	0.074	4.515	≤ 10.00
	5320	0.005	0.074	0.079	-0.777	0.074	-0.703	≤ 10.00
	5500	5.252	0.074	5.326	4.977	0.074	5.051	≤ 11.00
	5560	4.997	0.074	5.071	4.575	0.074	4.649	≤ 11.00
	5700	5.978	0.074	6.052	5.077	0.074	5.151	≤ 11.00

	Frequency (MHz)	ANT-0+1	Limit
		(dBm/MHz)	(dBm/MHz)
Mode 2	5180	9.958	≤ 16.00
	5200	10.366	≤ 16.00
	5240	10.741	≤ 16.00
	5260	7.233	≤ 10.00
	5280	7.658	≤ 10.00
	5320	2.716	≤ 10.00
	5500	8.201	≤ 11.00
	5560	7.875	≤ 11.00
	5700	8.635	≤ 11.00

Note: Method SA-2, Power density = measured result + 10 log(1/duty cycle) + Conversion ratio = measured result + duty factor.

	Frequency (MHz)	ANT-0			ANT-1			Limit
		Measurement (dBm/100 kHz)	Duty Factor (dB)	Calculated (dBm/500 kHz)	Measurement (dBm/100 kHz)	Duty Factor (dB)	Calculated (dBm/500 kHz)	(dBm/500 kHz)
Mode 2	5745.0	5.435	0.074	12.499	3.237	0.074	10.301	≤ 30.00
	5785.0	2.761	0.074	9.825	2.666	0.074	9.730	≤ 30.00
	5825.0	2.761	0.074	9.825	1.809	0.074	8.873	≤ 30.00

	Frequency (MHz)	ANT-0+1	Limit
		Calculated (dBm/500 kHz)	(dBm/500 kHz)
Mode 2	5745.0	14.548	≤ 30.00
	5785.0	12.788	≤ 30.00
	5825.0	12.385	≤ 30.00

Note: Method SA-2, Power density = measured result + 10 log(1/duty cycle) + Conversion ratio = measured result + duty factor.

Conversion ratio = 10*Log(500 k/100 k)

	Frequency (MHz)	ANT-0			ANT-1			Limit
		Measurement (dBm/MHz)	Duty Factor (dB)	Calculated (dBm/MHz)	Measurement (dBm/MHz)	Duty Factor (dB)	Calculated (dBm/MHz)	(dBm/MHz)
Mode 3	5180	6.002	0.157	6.159	5.294	0.157	5.451	≤ 16.00
	5200	6.594	0.157	6.751	5.718	0.157	5.875	≤ 16.00
	5240	5.906	0.157	6.063	5.732	0.157	5.889	≤ 16.00
	5260	5.716	0.157	5.873	5.622	0.157	5.779	≤ 10.00
	5280	5.229	0.157	5.386	5.165	0.157	5.322	≤ 10.00
	5320	4.791	0.157	4.948	4.680	0.157	4.837	≤ 10.00
	5500	3.061	0.157	3.218	2.813	0.157	2.970	≤ 11.00
	5560	3.500	0.157	3.657	3.246	0.157	3.403	≤ 11.00
	5700	4.161	0.157	4.318	3.296	0.157	3.453	≤ 11.00

	Frequency (MHz)	ANT-0+1	Limit
		(dBm/MHz)	(dBm/MHz)
Mode 3	5180	8.830	≤ 16.00
	5200	9.345	≤ 16.00
	5240	8.987	≤ 16.00
	5260	8.837	≤ 10.00
	5280	8.364	≤ 10.00
	5320	7.903	≤ 10.00
	5500	6.106	≤ 11.00
	5560	6.542	≤ 11.00
	5700	6.917	≤ 11.00

Note: Method SA-2, Power density = measured result + 10 log(1/duty cycle) + Conversion ratio = measured result + duty factor.

	Frequency (MHz)	ANT-0			ANT-1			Limit
		Measurement (dBm/100 kHz)	Duty Factor (dB)	Calculated (dBm/500 kHz)	Measurement (dBm/100 kHz)	Duty Factor (dB)	Calculated (dBm/500 kHz)	(dBm/500 kHz)
Mode 3	5745.0	2.411	0.157	9.558	1.474	0.157	8.621	≤ 30.00
	5785.0	2.169	0.157	9.316	2.140	0.157	9.287	≤ 30.00
	5825.0	2.080	0.157	9.227	0.944	0.157	8.091	≤ 30.00

	Frequency (MHz)	ANT-0+1	Limit
		Calculated (dBm/500 kHz)	(dBm/500 kHz)
Mode 3	5745.0	12.125	≤ 30.00
	5785.0	12.312	≤ 30.00
	5825.0	11.706	≤ 30.00

Note: Method SA-2, Power density = measured result + 10 log(1/duty cycle) + Conversion ratio = measured result + duty factor.

Conversion ratio = 10*Log(500 k/100 k)

	Frequency (MHz)	ANT-0			ANT-1			Limit
		Measurement (dBm/MHz)	Duty Factor (dB)	Calculated (dBm/MHz)	Measurement (dBm/MHz)	Duty Factor (dB)	Calculated (dBm/MHz)	(dBm/MHz)
Mode 4	5190	1.569	0.224	1.793	0.910	0.224	1.134	≤ 16.00
	5230	1.890	0.224	2.114	1.658	0.224	1.882	≤ 16.00
	5270	1.820	0.224	2.044	1.575	0.224	1.799	≤ 10.00
	5310	-3.562	0.224	-3.338	-3.789	0.224	-3.565	≤ 10.00
	5510	0.526	0.224	0.750	0.200	0.224	0.424	≤ 11.00
	5550	3.381	0.224	3.605	3.356	0.224	3.580	≤ 11.00
	5670	0.096	0.224	0.320	-0.140	0.224	0.084	≤ 11.00

	Frequency (MHz)	ANT-0+1	Limit
		(dBm/MHz)	(dBm/MHz)
Mode 4	5190	4.486	≤ 16.00
	5230	5.010	≤ 16.00
	5270	4.933	≤ 10.00
	5310	-0.440	≤ 10.00
	5510	3.600	≤ 11.00
	5550	6.603	≤ 11.00
	5670	3.214	≤ 11.00

Note: Method SA-2, Power density = measured result + 10 log(1/duty cycle) + Conversion ratio = measured result + duty factor.

	Frequency (MHz)	ANT-0			ANT-1			Limit
		Measurement (dBm/100 kHz)	Duty Factor (dB)	Calculated (dBm/500 kHz)	Measurement (dBm/100 kHz)	Duty Factor (dB)	Calculated (dBm/500 kHz)	(dBm/500 kHz)
Mode 4	5755	-2.254	0.224	4.959	-3.176	0.224	4.037	≤ 30.00
	5795	-1.626	0.224	5.587	-2.470	0.224	4.743	≤ 30.00

	Frequency (MHz)	ANT-0+1	Limit
		Calculated (dBm/500 kHz)	(dBm/500 kHz)
Mode 4	5755	7.533	≤ 30.00
	5795	8.196	≤ 30.00

Note: Method SA-2, Power density = measured result + 10 log(1/duty cycle) + Conversion ratio = measured result + duty factor.

Conversion ratio = 10*Log(500 k/100 k)

■ **Test Graphs**

Mode 2: IEEE 802.11a Continuous TX mode_ANT-0	
5180 MHz	
5200 MHz	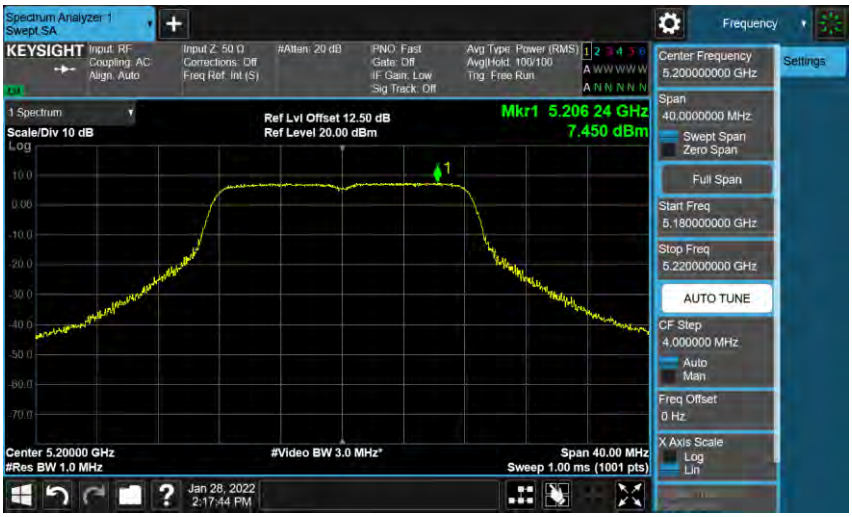
5240 MHz	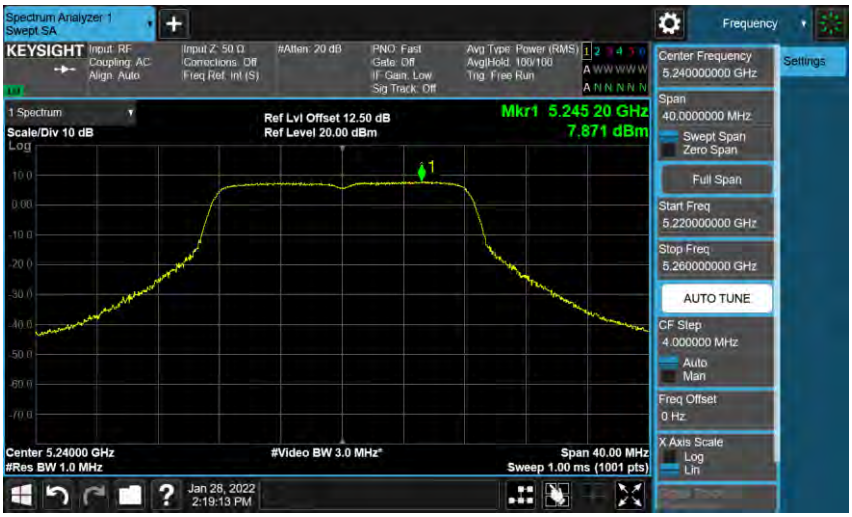

Mode 2: IEEE 802.11a Continuous TX mode_ANT-0	
5260 MHz	
5280 MHz	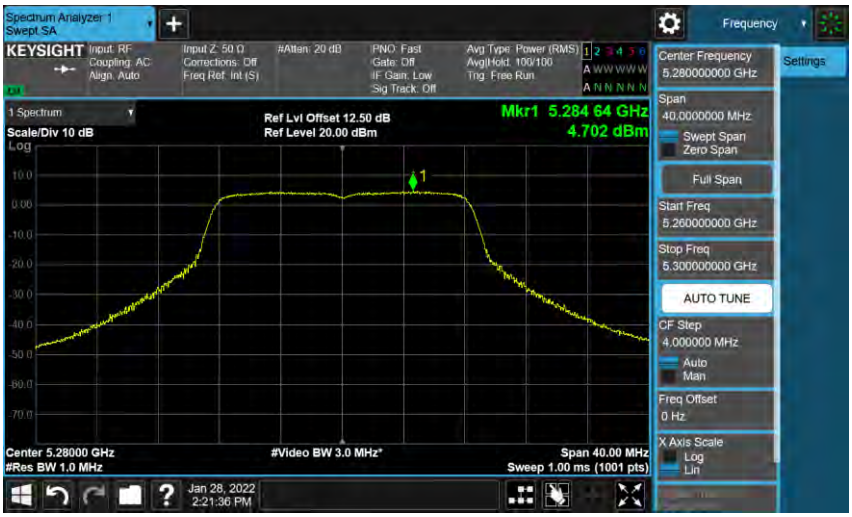
5320 MHz	

Mode 2: IEEE 802.11a Continuous TX mode_ANT-0	
5500 MHz	
5560 MHz	
5700 MHz	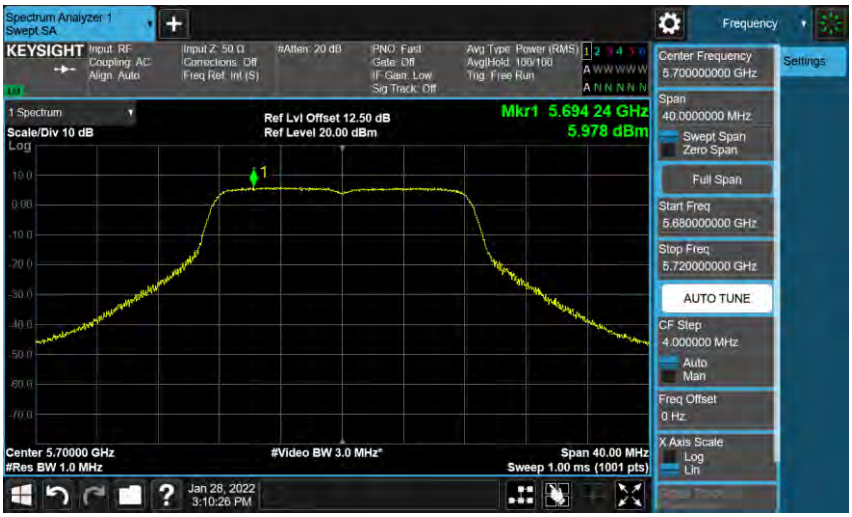

Mode 2: IEEE 802.11a Continuous TX mode_ANT-0	
5745 MHz	
5785 MHz	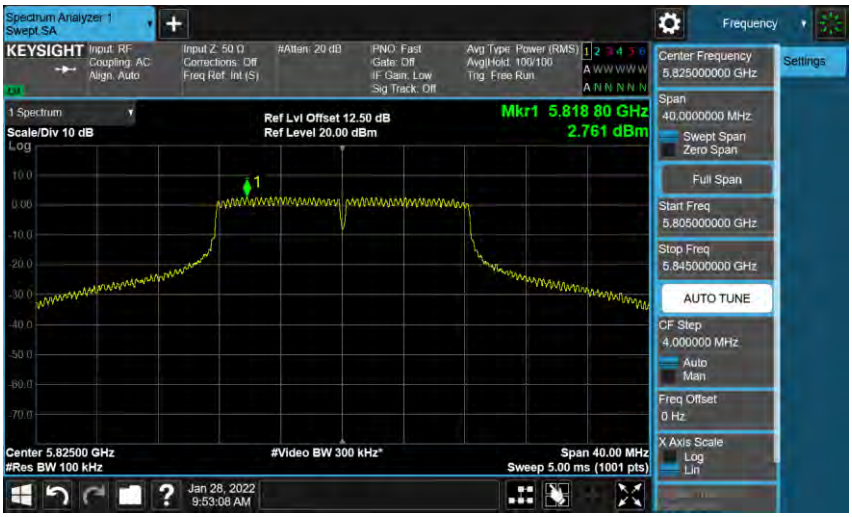
5825 MHz	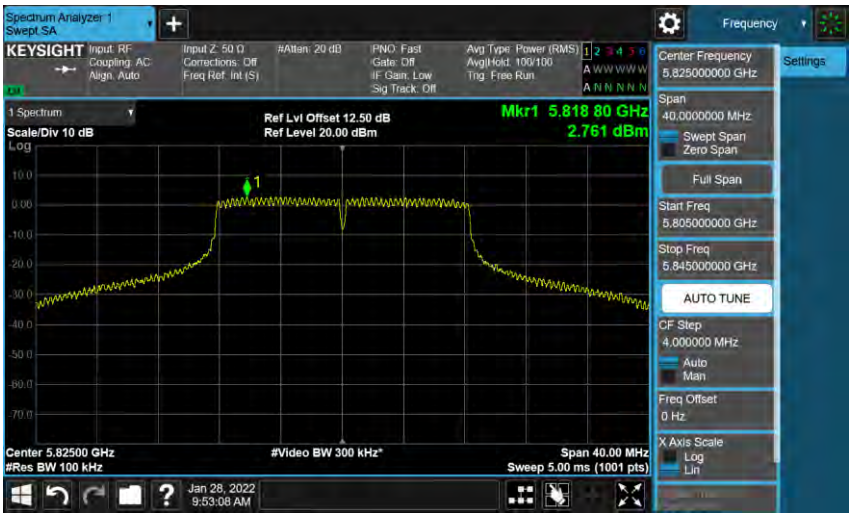

Mode 3: IEEE 802.11n 5 GHz 20 MHz Continuous TX Mode_ANT-0	
5180 MHz	
5200 MHz	
5240 MHz	

Mode 3: IEEE 802.11n 5 GHz 20 MHz Continuous TX Mode_ANT-0	
5260 MHz	
5280 MHz	
5320 MHz	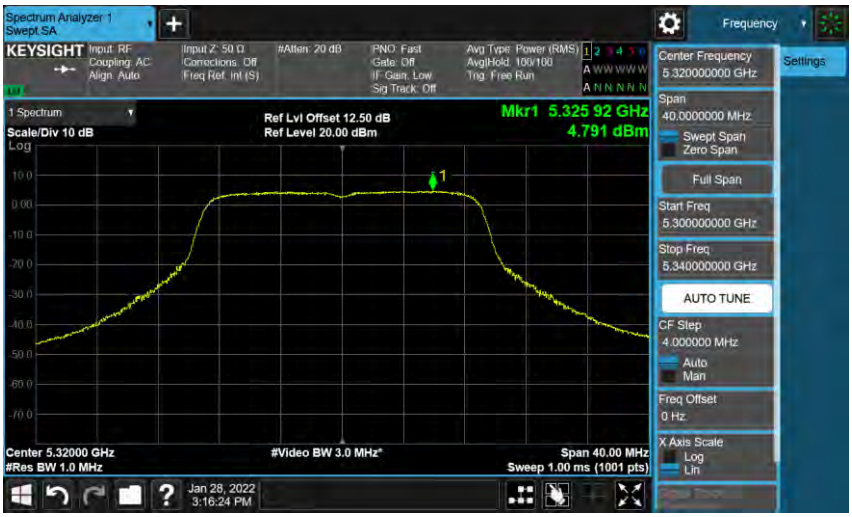

Mode 3: IEEE 802.11n 5 GHz 20 MHz Continuous TX Mode_ANT-0	
5500 MHz	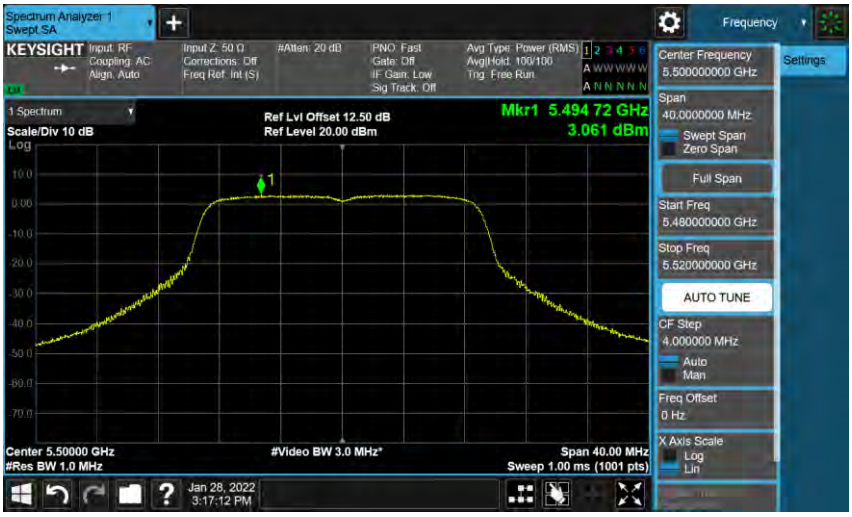
5560 MHz	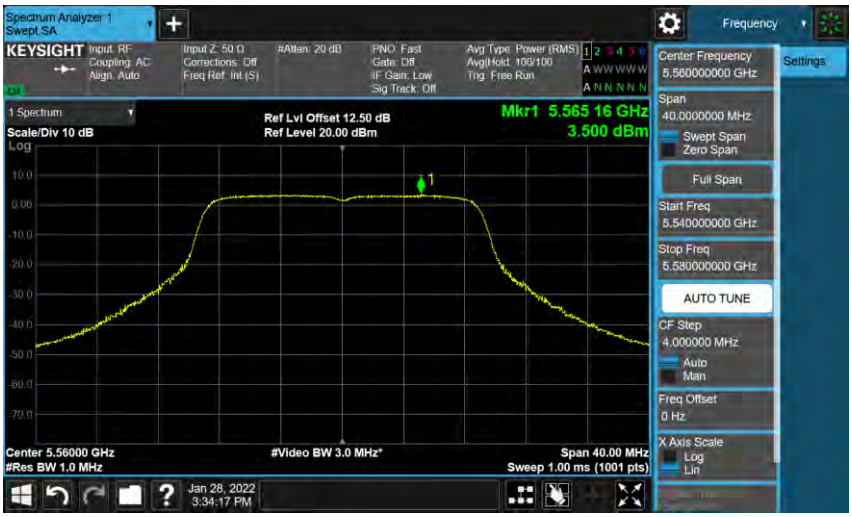
5700 MHz	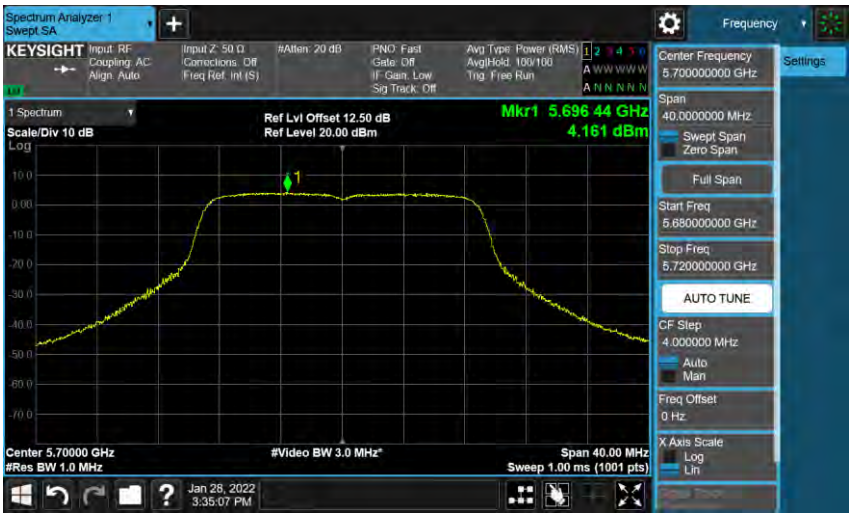

Mode 3: IEEE 802.11n 5 GHz 20 MHz Continuous TX Mode_ANT-0	
5745 MHz	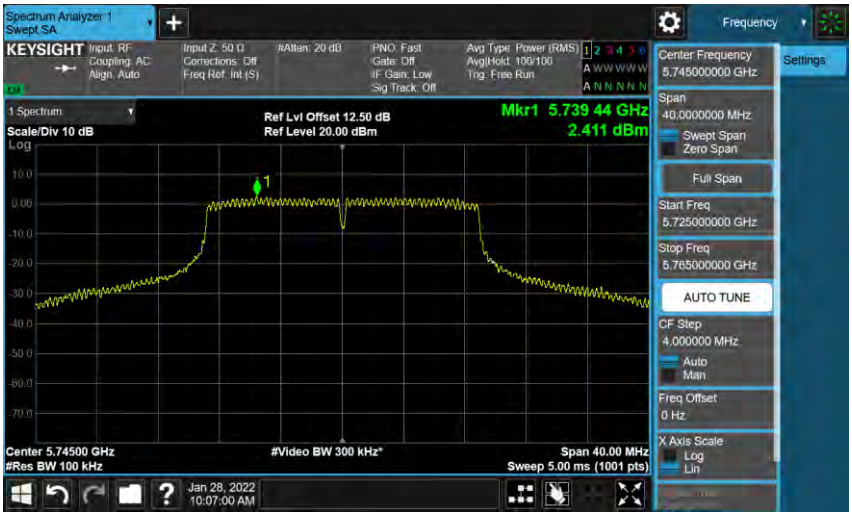
5785 MHz	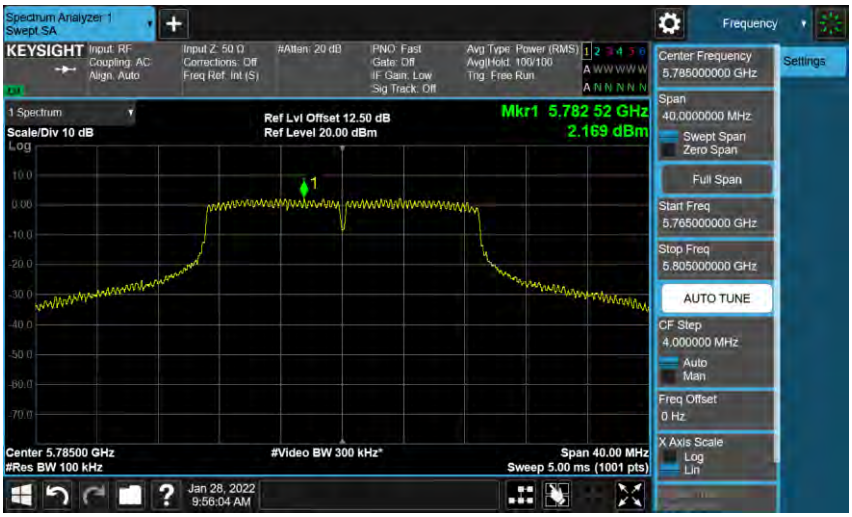
5825 MHz	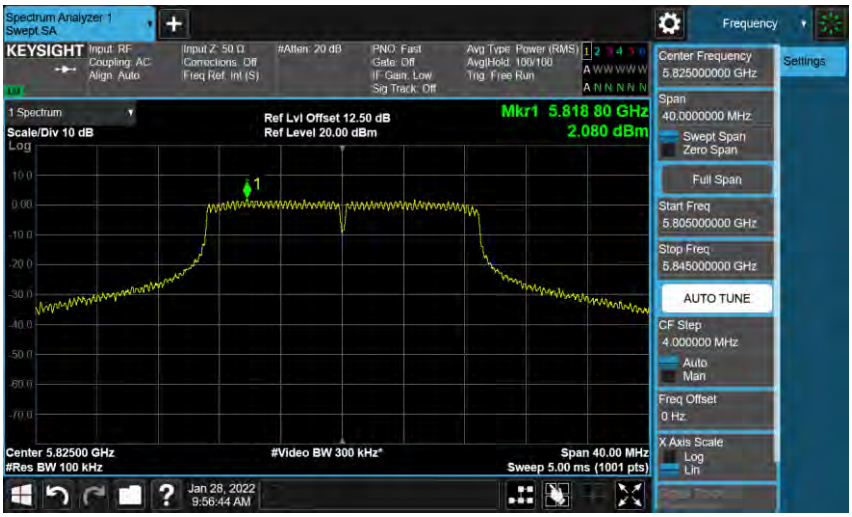

Mode 4: IEEE 802.11n 5 GHz 40 MHz Continuous TX Mode_ANT-0	
5190 MHz	
5230 MHz	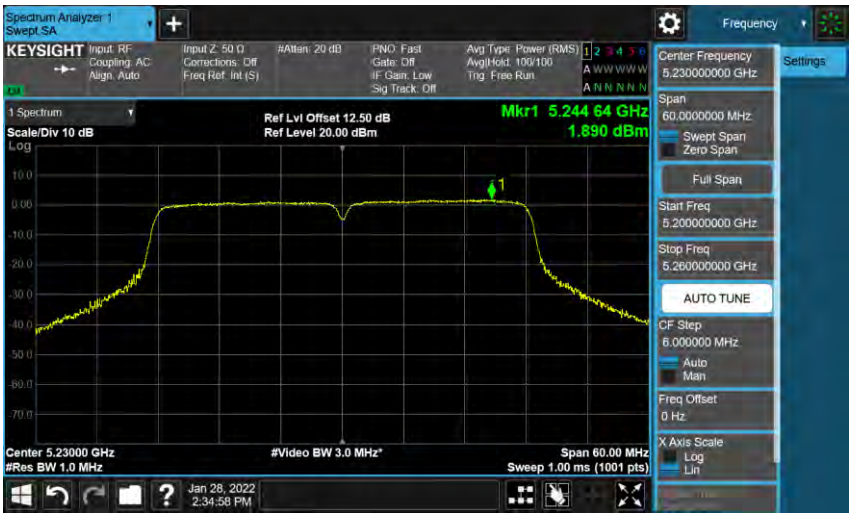

Mode 4: IEEE 802.11n 5 GHz 40 MHz Continuous TX Mode_ANT-0	
5270 MHz	
5310 MHz	

Mode 4: IEEE 802.11n 5 GHz 40 MHz Continuous TX Mode_ANT-0	
5510 MHz	
5550 MHz	
5670 MHz	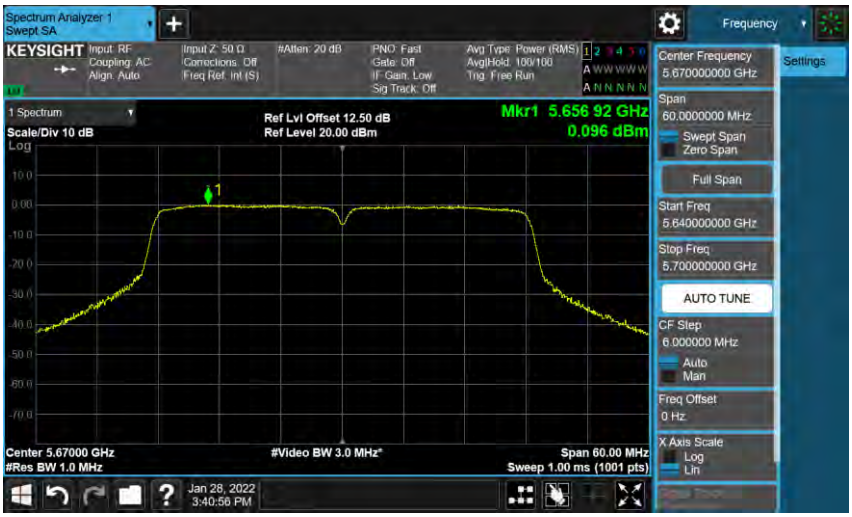

Mode 4: IEEE 802.11n 5 GHz 40 MHz Continuous TX Mode_ANT-0	
5755 MHz	
5795 MHz	

Mode 2: IEEE 802.11a Continuous TX mode_ANT-1	
5180 MHz	
5200 MHz	
5240 MHz	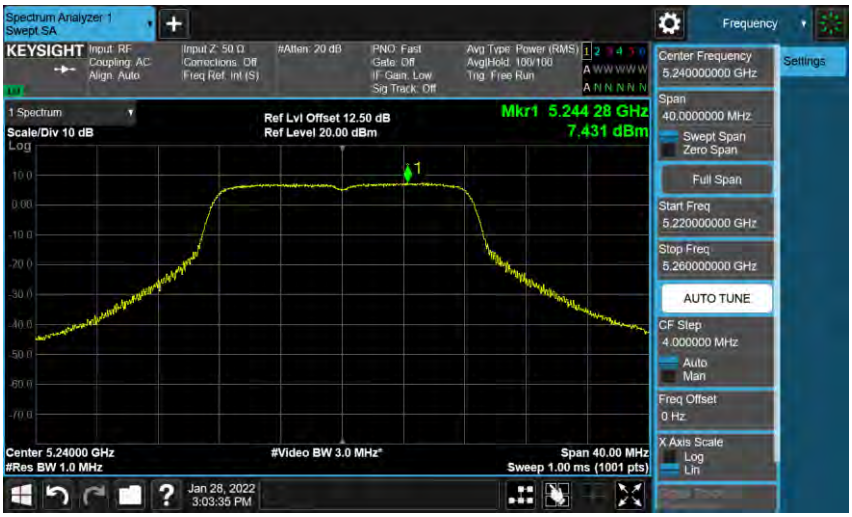

Mode 2: IEEE 802.11a Continuous TX mode_ANT-1	
5260 MHz	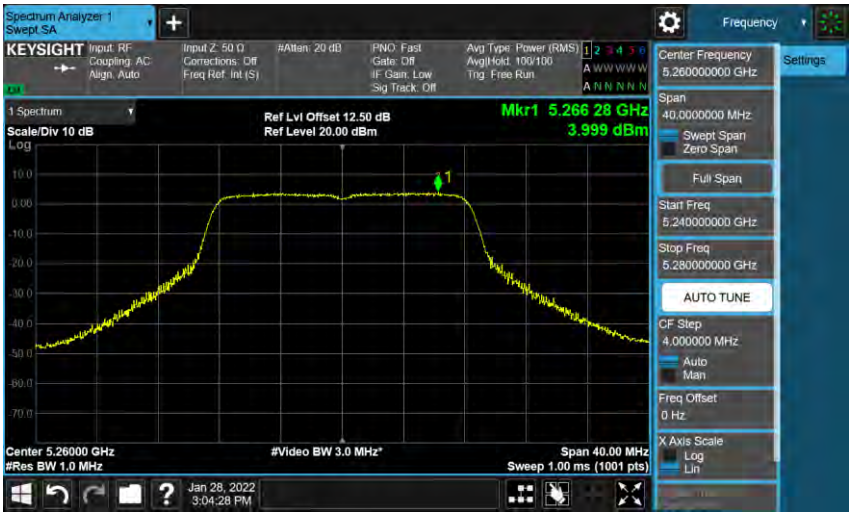
5280 MHz	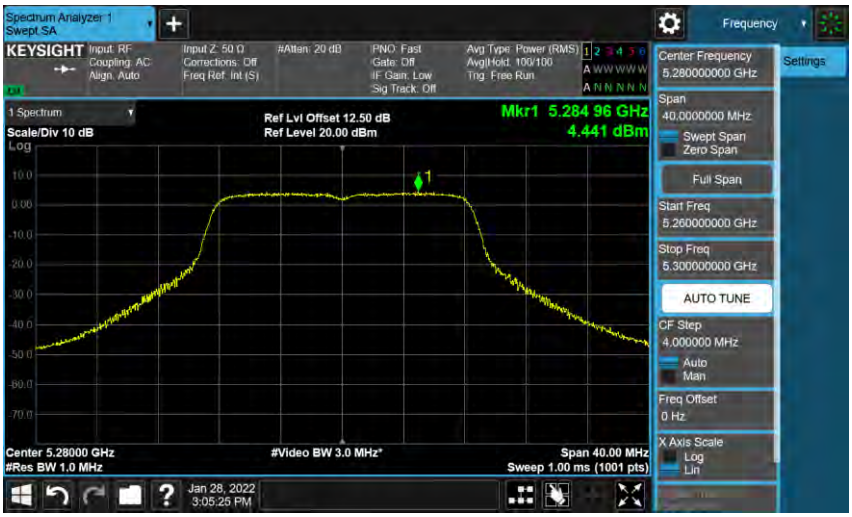
5320 MHz	

Mode 2: IEEE 802.11a Continuous TX mode_ANT-1	
5500 MHz	
5560 MHz	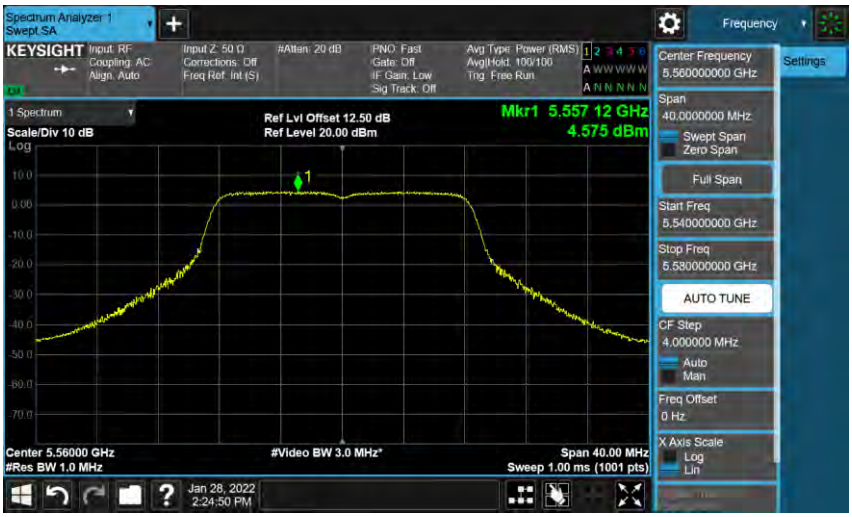
5700 MHz	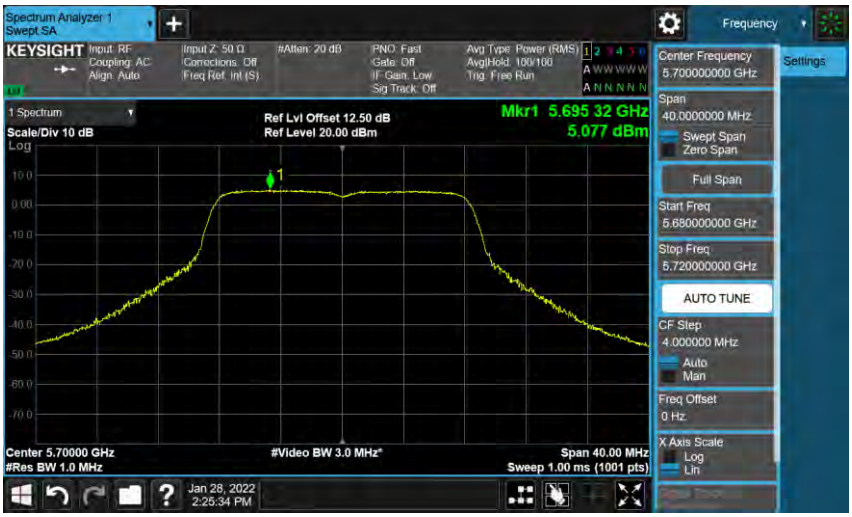

Mode 2: IEEE 802.11a Continuous TX mode_ANT-1	
5745 MHz	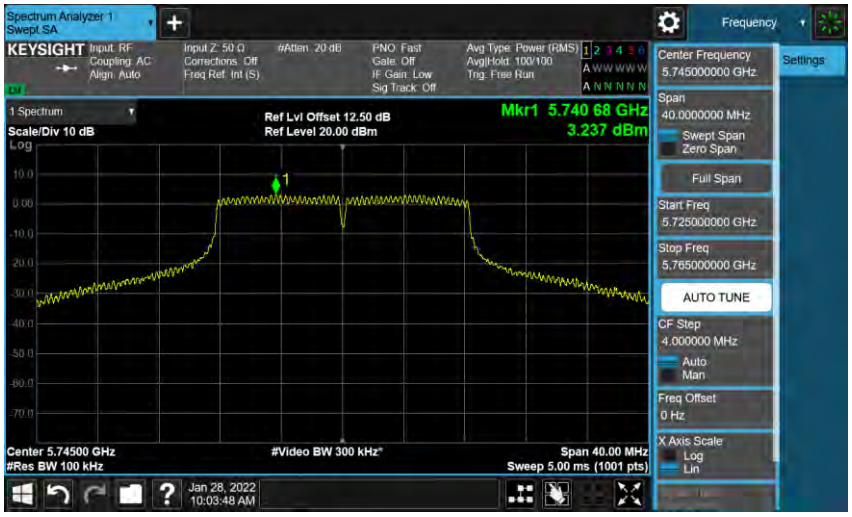
5785 MHz	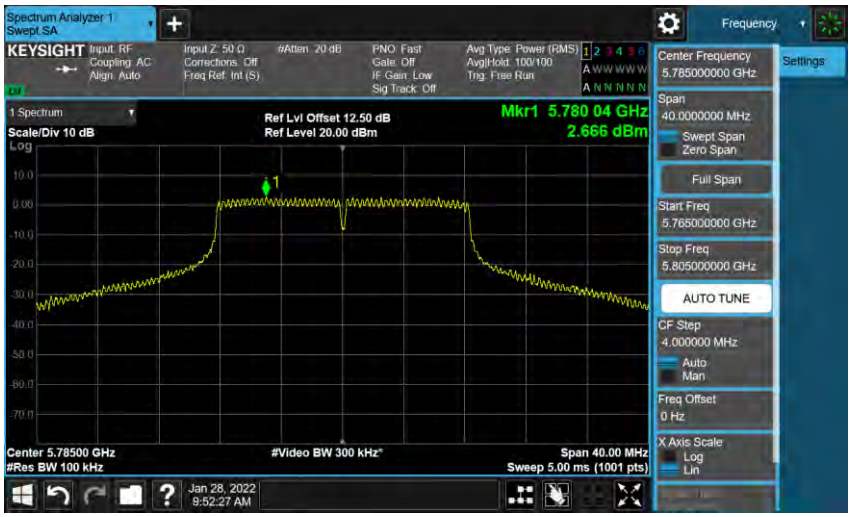
5825 MHz	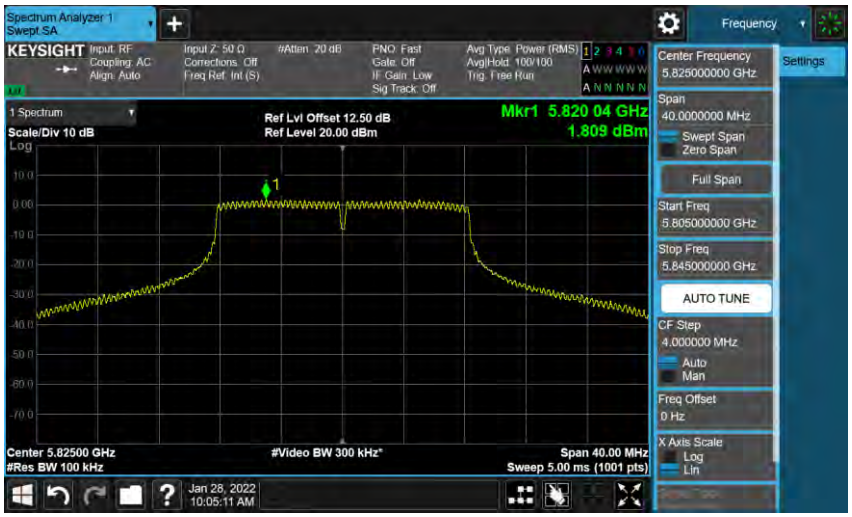

Mode 3: IEEE 802.11n 5 GHz 20 MHz Continuous TX Mode_ANT-1	
5180 MHz	
5200 MHz	
5240 MHz	

Mode 3: IEEE 802.11n 5 GHz 20 MHz Continuous TX Mode_ANT-1	
5260 MHz	
5280 MHz	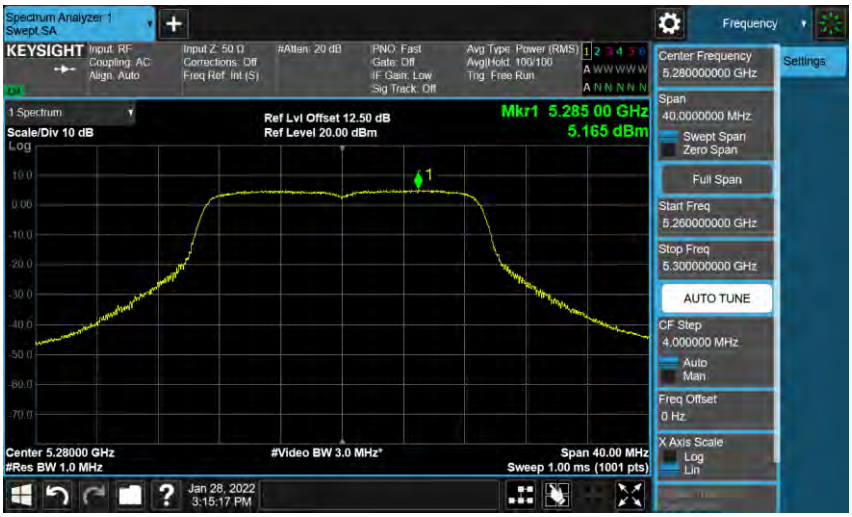
5320 MHz	

Mode 3: IEEE 802.11n 5 GHz 20 MHz Continuous TX Mode_ANT-1	
5500 MHz	
5560 MHz	
5700 MHz	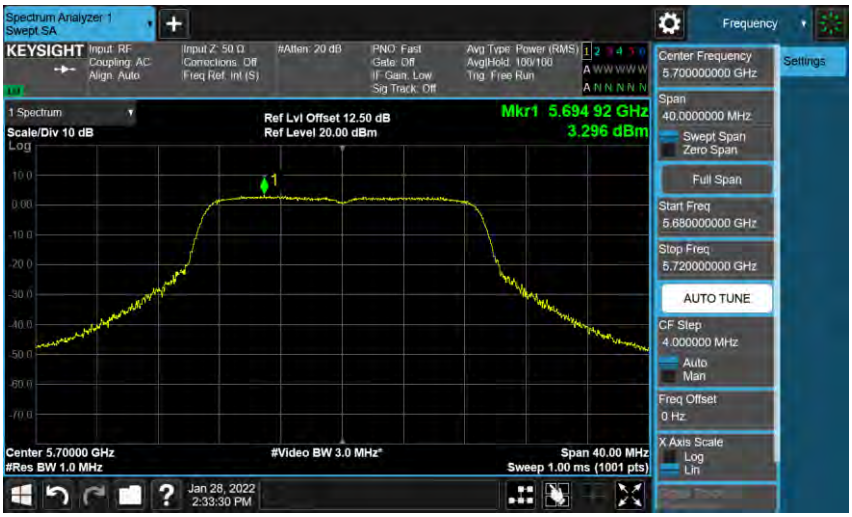

Mode 3: IEEE 802.11n 5 GHz 20 MHz Continuous TX Mode_ANT-1	
5745 MHz	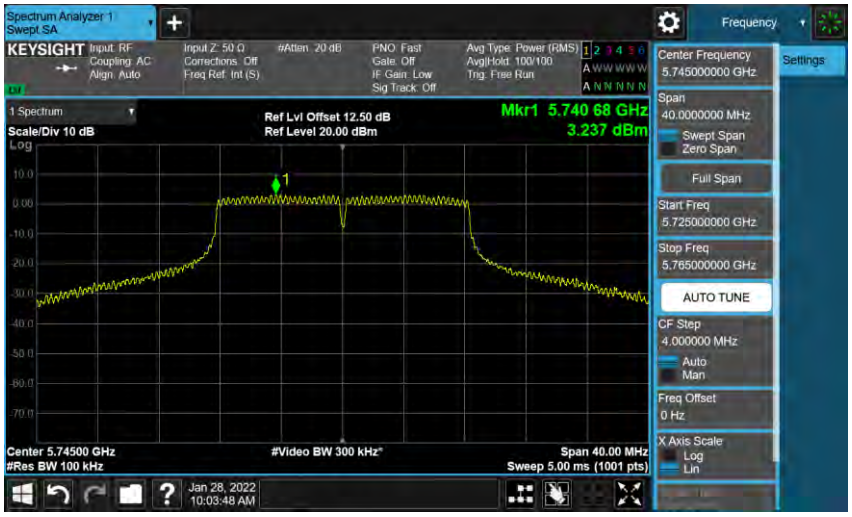
5785 MHz	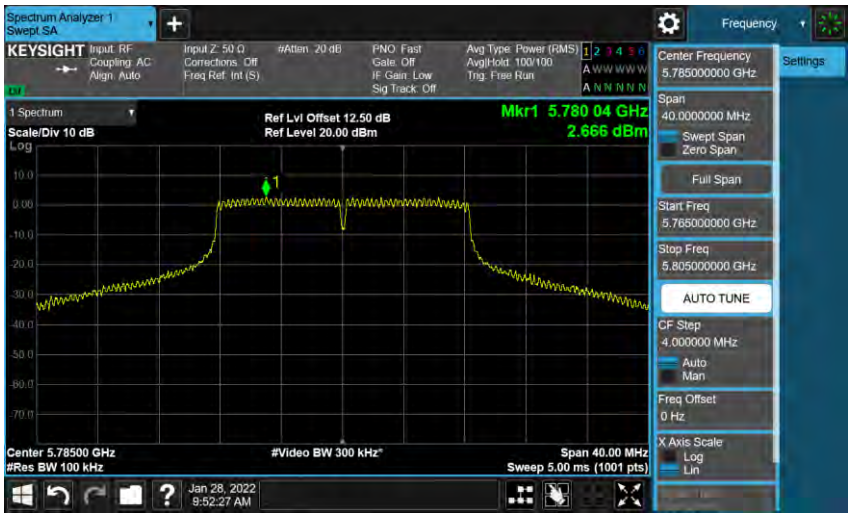
5825 MHz	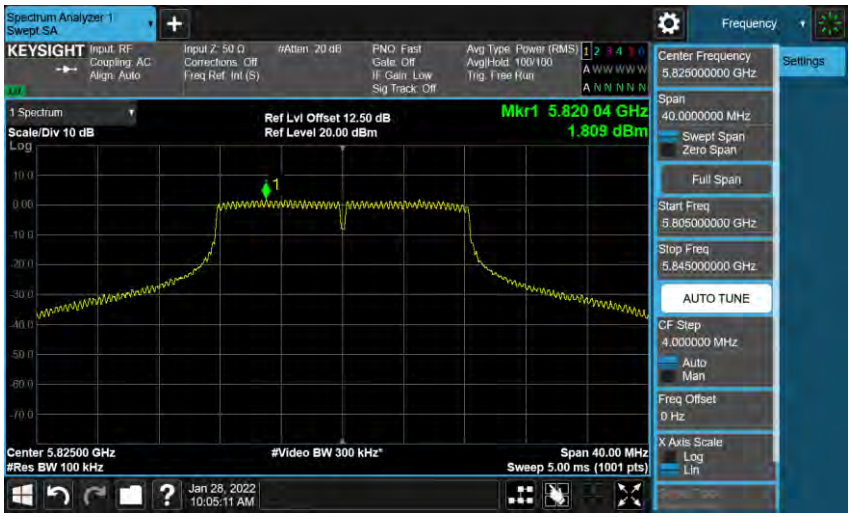

Mode 4: IEEE 802.11n 5 GHz 40 MHz Continuous TX Mode_ANT-1	
5190 MHz	
5230 MHz	

Mode 4: IEEE 802.11n 5 GHz 40 MHz Continuous TX Mode_ANT-1	
5270 MHz	
5310 MHz	

Mode 4: IEEE 802.11n 5 GHz 40 MHz Continuous TX Mode_ANT-1	
5510 MHz	
5550 MHz	
5670 MHz	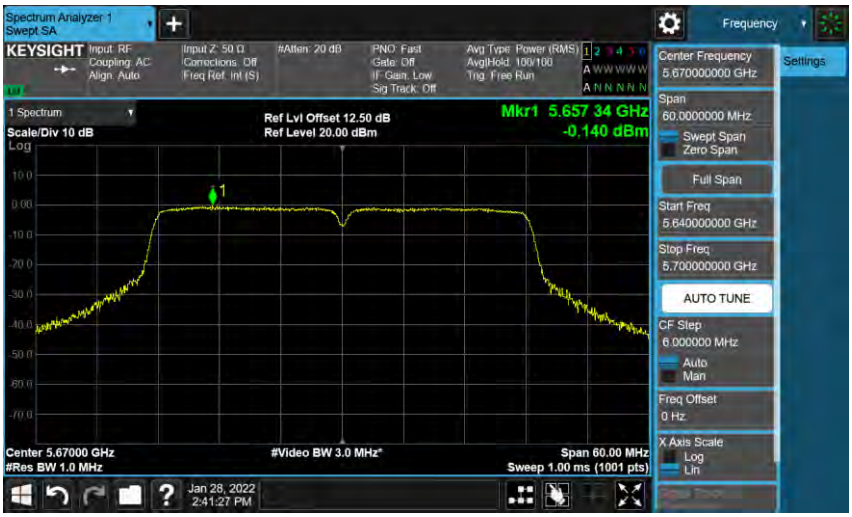

Mode 4: IEEE 802.11n 5 GHz 40 MHz Continuous TX Mode_ANT-1	
5755 MHz	
5795 MHz	

---END---