Mode 8: MIMO_10 MHz Continuous TX mode (Legacy) _ANT-0			
4945 MHz			
4965 MHz			
4985 MHz			

Mode 9: MIMO_20 MHz Continuous TX mode (Legacy) _ANT-0			
4950 MHz			
4965 MHz			
4980 MHz			

Mode 10: MIMO_5 MHz Continuous TX mode_ANT-0			
4942.5 MHz			
4967.5 MHz			
4987.5 MHz			

Mode 11: MIMO_10 MHz Continuous TX mode_ANT-0			
4945 MHz			
4965 MHz			
4985 MHz			

Mode 12: MIMO_20 MHz Continuous TX mode_ANT-0			
4950 MHz			
4965 MHz			
4980 MHz			

Mode 7: MIMO_5 MHz Continuous TX mode (Legacy) _ANT-1			
4942.5 MHz			
4967.5 MHz			
4987.5 MHz		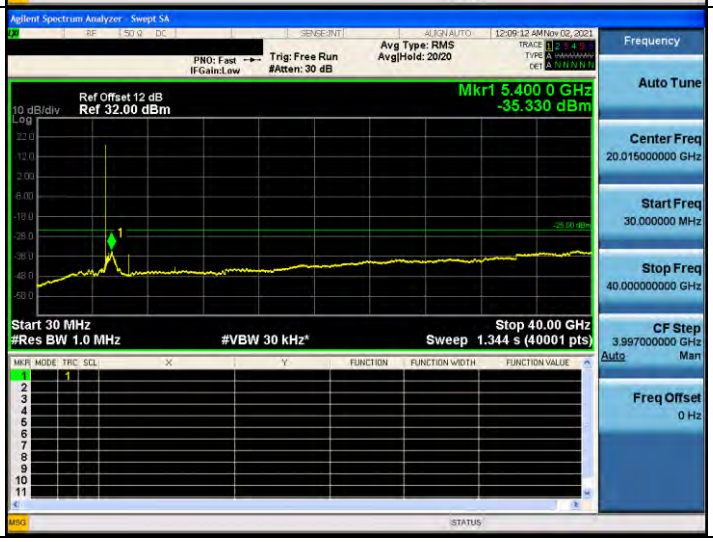	

Mode 8: MIMO_10 MHz Continuous TX mode (Legacy) _ANT-1			
4945 MHz			
4965 MHz			
4985 MHz			

Mode 9: MIMO_20 MHz Continuous TX mode (Legacy) _ANT-1			
4950 MHz			
4965 MHz			
4980 MHz			

Mode 10: MIMO_5 MHz Continuous TX mode_ANT-1			
4942.5 MHz			
4967.5 MHz			
4987.5 MHz			

Mode 11: MIMO_10 MHz Continuous TX mode_ANT-1			
4945 MHz			
4965 MHz			
4985 MHz			

Mode 12: MIMO_20 MHz Continuous TX mode_ANT-1			
4950 MHz			
4965 MHz			
4980 MHz			

3.7. Field Strength of Spurious Radiation

Standard:	FCC Part 90Y	Test Distance:	3 m
Test item:	Harmonic		
Frequency:	4942.5 MHz		
Mode:	Mode 1		
Ant.Polar.:	Horizontal		

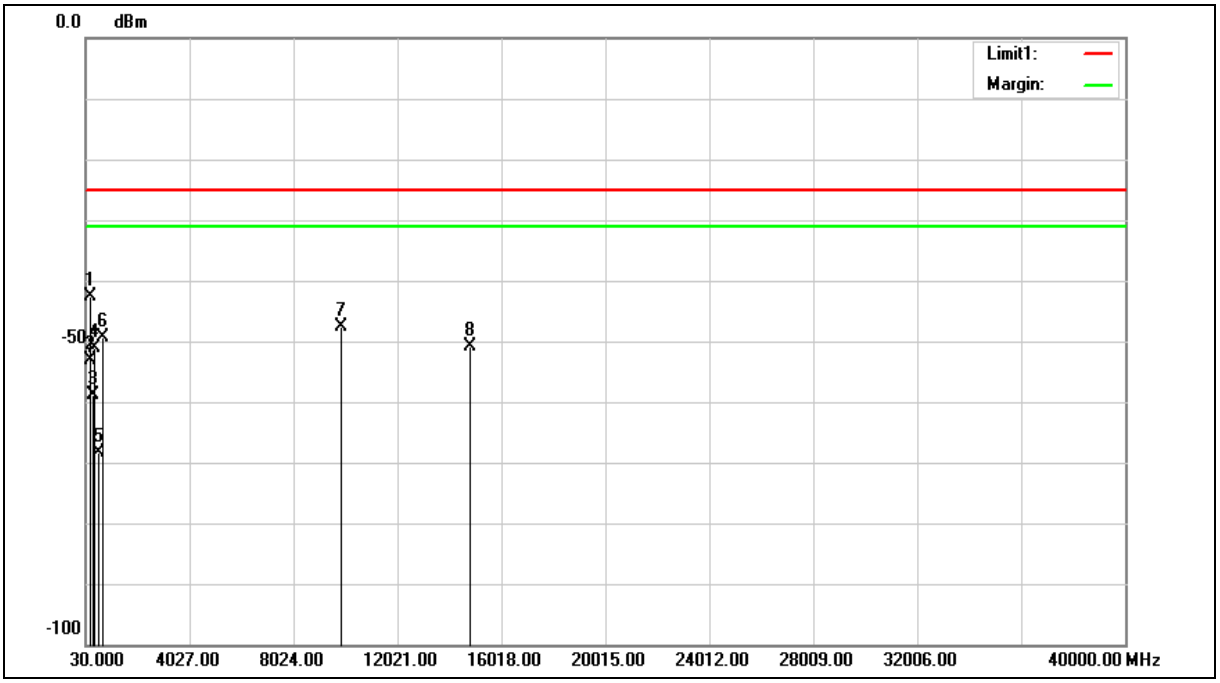

Standard:	FCC Part 90Y	Test Distance:	3 m
Test item:	Harmonic		
Frequency:	4942.5 MHz		
Mode:	Mode 1		
Ant.Polar.:	Horizontal		

No.	Frequency (MHz)	Reading (dBm)	Correct Factor (dB)	Result (dBm)	Limit (dBm)	Margin (dB)	Remark
1	174.5300	-41.03	-1.71	-42.74	-25.00	-17.74	RMS
2	227.8800	-50.41	-2.62	-53.03	-25.00	-28.03	RMS
3	312.2700	-58.48	-0.34	-58.82	-25.00	-33.82	RMS
4	359.8000	-51.38	0.37	-51.01	-25.00	-26.01	RMS
5	524.7000	-71.48	3.09	-68.39	-25.00	-43.39	RMS
6	719.6700	-56.24	6.86	-49.38	-25.00	-24.38	RMS
7	9885.000	-72.68	25.09	-47.59	-25.00	-22.59	RMS
8	14827.500	-81.11	30.14	-50.97	-25.00	-25.97	RMS

Note:1.Result (dBuV/m) = Correct Factor (dB/m) + Reading(dBuV).

2.Correction factor (dB/m) = Antenna Factor (dB/m) + Cable loss (dB) – Pre-Amplifier gain (dB).

3.When the peak results are less than average limit, so not need to evaluate the average.

Standard:	FCC Part 90Y	Test Distance:	3 m
Test item:	Harmonic		
Frequency:	4942.5 MHz		
Mode:	Mode 1		
Ant.Polar.:	Vertical		

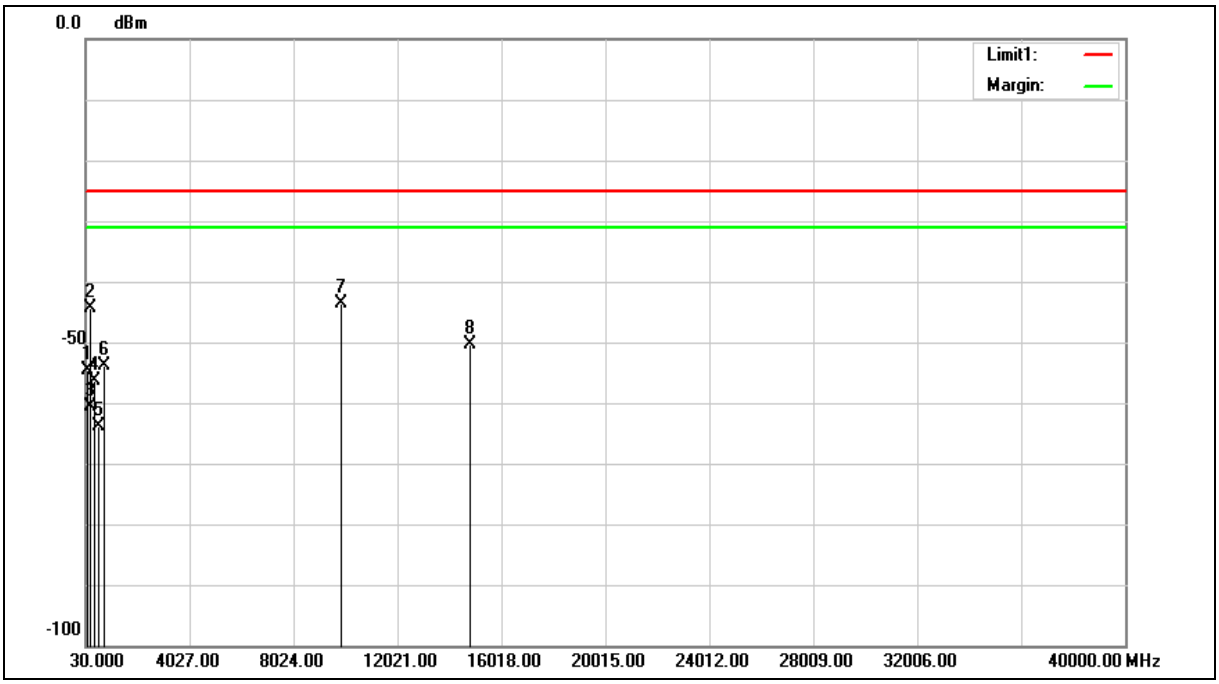

Standard:	FCC Part 90Y	Test Distance:	3 m
Test item:	Harmonic		
Frequency:	4942.5 MHz		
Mode:	Mode 1		
Ant.Polar.:	Vertical		

No.	Frequency (MHz)	Reading (dBm)	Correct Factor (dB)	Result (dBm)	Limit (dBm)	Margin (dB)	Remark
1	100.8100	-49.73	-4.82	-54.55	-25.00	-29.55	RMS
2	174.5300	-42.61	-1.71	-44.32	-25.00	-19.32	RMS
3	227.8800	-57.91	-2.62	-60.53	-25.00	-35.53	RMS
4	349.1300	-56.67	0.18	-56.49	-25.00	-31.49	RMS
5	523.7300	-67.04	3.07	-63.97	-25.00	-38.97	RMS
6	719.6700	-60.79	6.86	-53.93	-25.00	-28.93	RMS
7	9885.000	-68.76	25.09	-43.67	-25.00	-18.67	RMS
8	14827.500	-80.40	30.14	-50.26	-25.00	-25.26	RMS

Note:1.Result (dBuV/m) = Correct Factor (dB/m) + Reading(dBuV).

2.Correction factor (dB/m) = Antenna Factor (dB/m) + Cable loss (dB) – Pre-Amplifier gain (dB).

3.When the peak results are less than average limit, so not need to evaluate the average.

Standard:	FCC Part 90Y	Test Distance:	3 m
Test item:	Harmonic		
Frequency:	4967.5 MHz		
Mode:	Mode 1		
Ant.Polar.:	Horizontal		

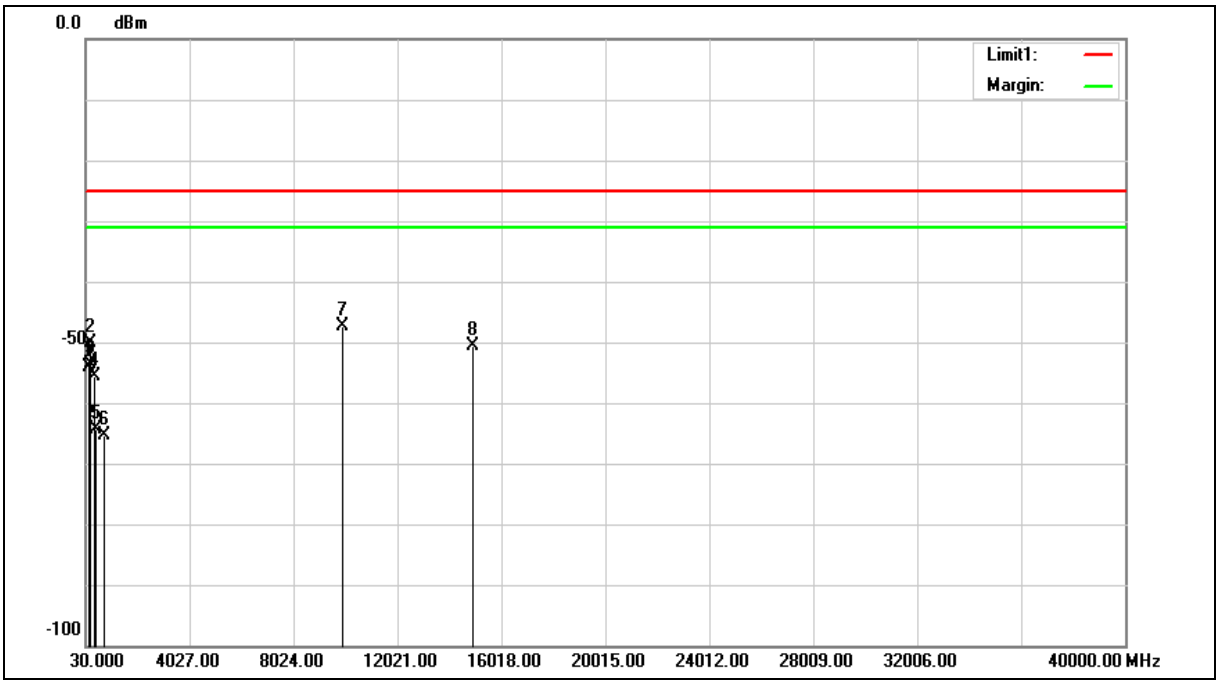

Standard:	FCC Part 90Y	Test Distance:	3 m
Test item:	Harmonic		
Frequency:	4967.5 MHz		
Mode:	Mode 1		
Ant.Polar.:	Horizontal		

No.	Frequency (MHz)	Reading (dBm)	Correct Factor (dB)	Result (dBm)	Limit (dBm)	Margin (dB)	Remark
1	144.4600	-53.48	-0.63	-54.11	-25.00	-29.11	RMS
2	174.5300	-48.38	-1.71	-50.09	-25.00	-25.09	RMS
3	227.8800	-51.06	-2.62	-53.68	-25.00	-28.68	RMS
4	359.8000	-56.02	0.37	-55.65	-25.00	-30.65	RMS
5	399.5700	-65.52	1.05	-64.47	-25.00	-39.47	RMS
6	719.6700	-72.19	6.86	-65.33	-25.00	-40.33	RMS
7	9935.000	-72.56	25.21	-47.35	-25.00	-22.35	RMS
8	14902.500	-80.99	30.27	-50.72	-25.00	-25.72	RMS

Note:1.Result (dBuV/m) = Correct Factor (dB/m) + Reading(dBuV).

2.Correction factor (dB/m) = Antenna Factor (dB/m) + Cable loss (dB) – Pre-Amplifier gain (dB).

3.When the peak results are less than average limit, so not need to evaluate the average.

Standard:	FCC Part 90Y	Test Distance:	3 m
Test item:	Harmonic		
Frequency:	4967.5 MHz		
Mode:	Mode 1		
Ant.Polar.:	Vertical		

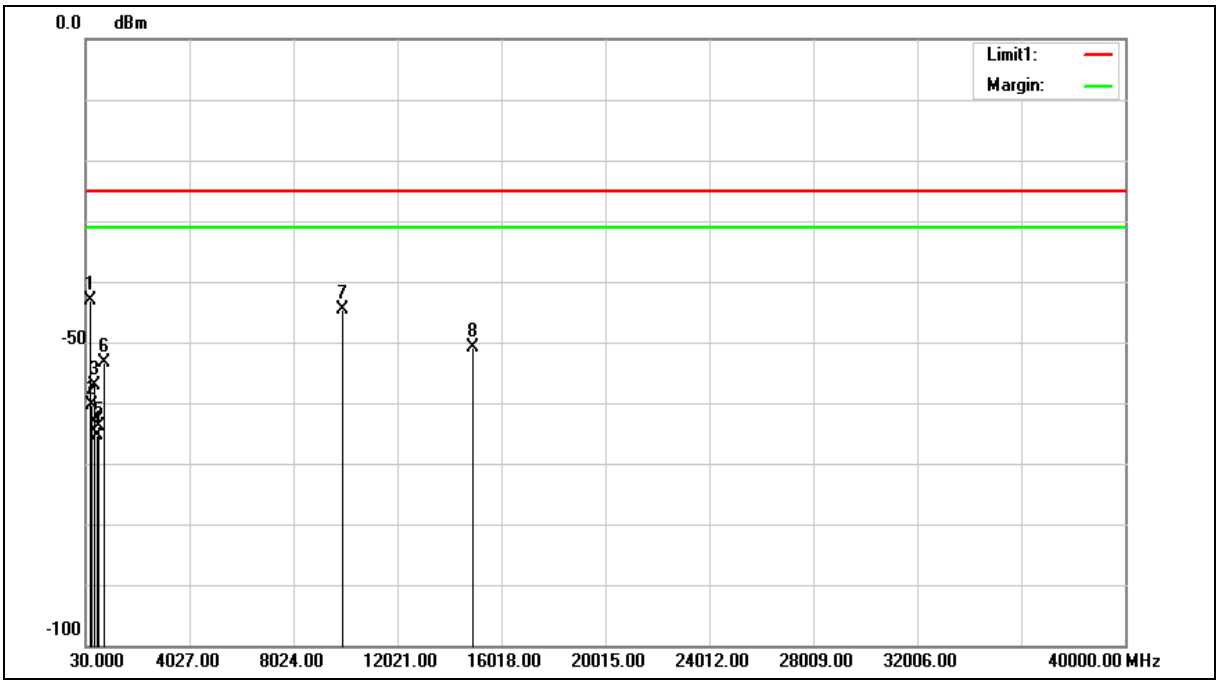

Standard:	FCC Part 90Y	Test Distance:	3 m
Test item:	Harmonic		
Frequency:	4967.5 MHz		
Mode:	Mode 1		
Ant.Polar.:	Vertical		

No.	Frequency (MHz)	Reading (dBm)	Correct Factor (dB)	Result (dBm)	Limit (dBm)	Margin (dB)	Remark
1	174.5300	-41.49	-1.71	-43.20	-25.00	-18.20	RMS
2	240.4900	-58.35	-2.12	-60.47	-25.00	-35.47	RMS
3	359.8000	-57.60	0.37	-57.23	-25.00	-32.23	RMS
4	436.4300	-67.02	1.72	-65.30	-25.00	-40.30	RMS
5	523.7300	-66.83	3.07	-63.76	-25.00	-38.76	RMS
6	719.6700	-60.28	6.86	-53.42	-25.00	-28.42	RMS
7	9935.000	-69.92	25.21	-44.71	-25.00	-19.71	RMS
8	14902.500	-81.12	30.27	-50.85	-25.00	-25.85	RMS

Note:1.Result (dBuV/m) = Correct Factor (dB/m) + Reading(dBuV).

2.Correction factor (dB/m) = Antenna Factor (dB/m) + Cable loss (dB) – Pre-Amplifier gain (dB).

3.When the peak results are less than average limit, so not need to evaluate the average.

Standard:	FCC Part 90Y	Test Distance:	3 m
Test item:	Harmonic		
Frequency:	4987.5 MHz		
Mode:	Mode 1		
Ant.Polar.:	Horizontal		

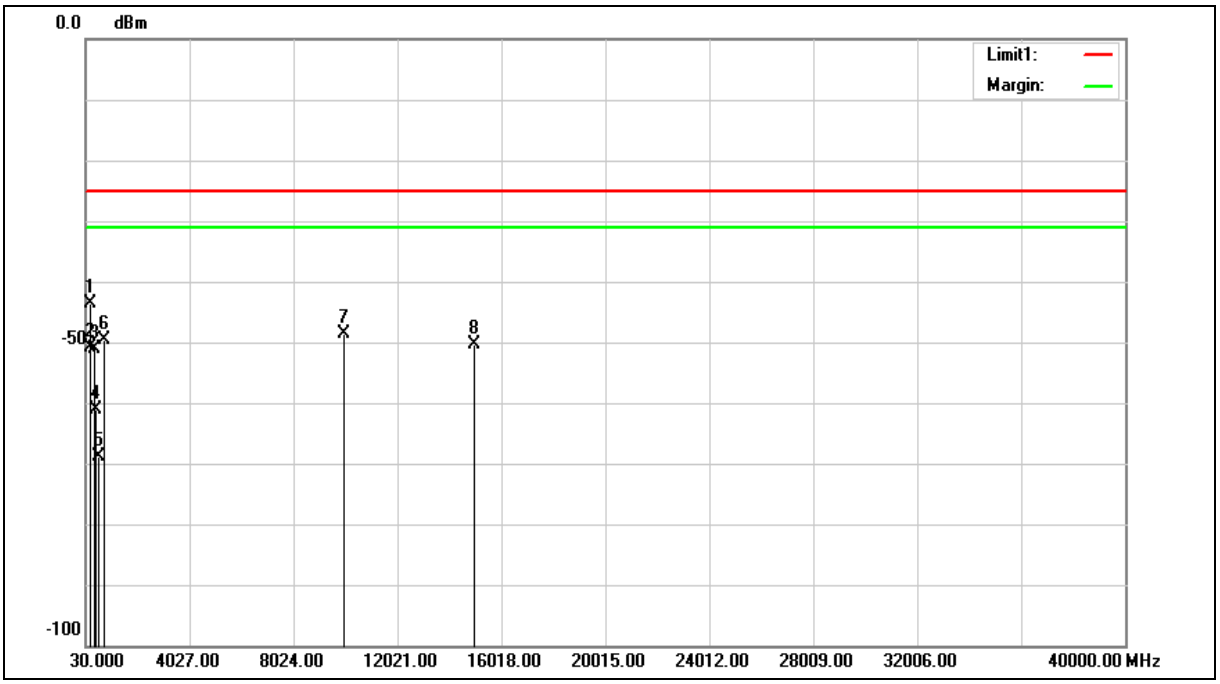

Standard:	FCC Part 90Y	Test Distance:	3 m
Test item:	Harmonic		
Frequency:	4987.5 MHz		
Mode:	Mode 1		
Ant.Polar.:	Horizontal		

No.	Frequency (MHz)	Reading (dBm)	Correct Factor (dB)	Result (dBm)	Limit (dBm)	Margin (dB)	Remark
1	174.5300	-41.98	-1.71	-43.69	-25.00	-18.69	RMS
2	227.8800	-48.25	-2.62	-50.87	-25.00	-25.87	RMS
3	359.8000	-51.52	0.37	-51.15	-25.00	-26.15	RMS
4	399.5700	-62.24	1.05	-61.19	-25.00	-36.19	RMS
5	523.7300	-71.98	3.07	-68.91	-25.00	-43.91	RMS
6	719.6700	-56.43	6.86	-49.57	-25.00	-24.57	RMS
7	9975.000	-73.85	25.33	-48.52	-25.00	-23.52	RMS
8	14962.500	-80.77	30.35	-50.42	-25.00	-25.42	RMS

Note:1.Result (dBuV/m) = Correct Factor (dB/m) + Reading(dBuV).

2.Correction factor (dB/m) = Antenna Factor (dB/m) + Cable loss (dB) – Pre-Amplifier gain (dB).

3.When the peak results are less than average limit, so not need to evaluate the average.

Standard:	FCC Part 90Y	Test Distance:	3 m
Test item:	Harmonic		
Frequency:	4987.5 MHz		
Mode:	Mode 1		
Ant.Polar.:	Vertical		

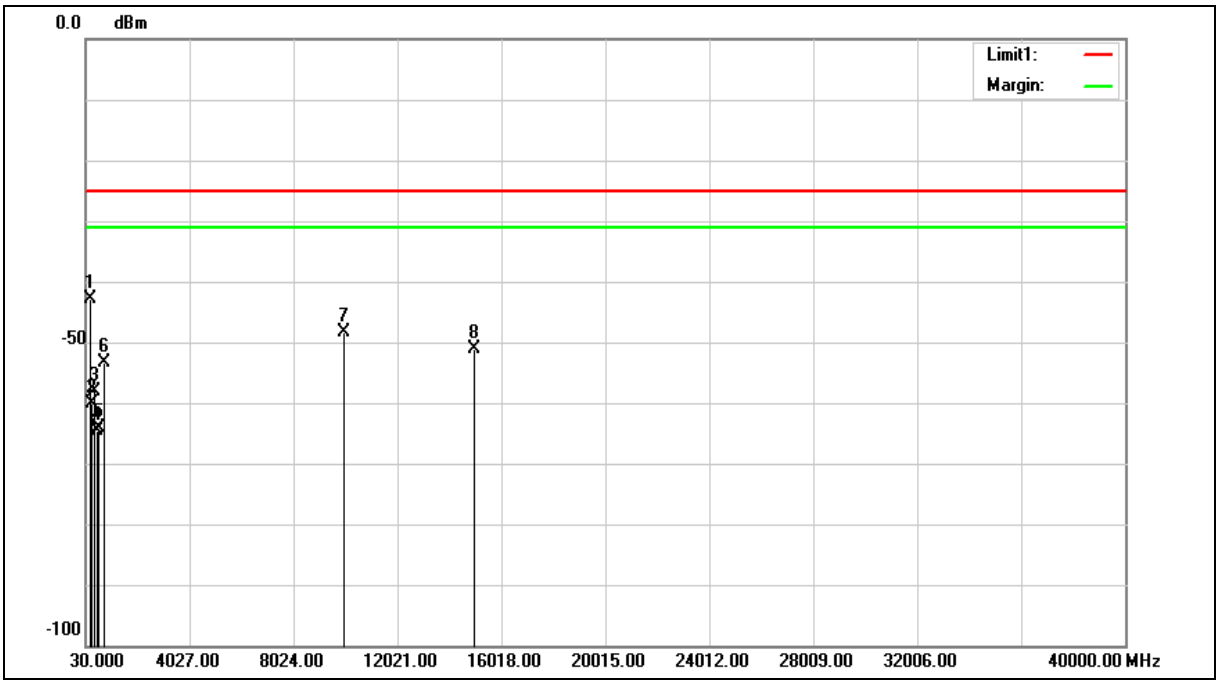

Standard:	FCC Part 90Y	Test Distance:	3 m
Test item:	Harmonic		
Frequency:	4987.5 MHz		
Mode:	Mode 1		
Ant.Polar.:	Vertical		

No.	Frequency (MHz)	Reading (dBm)	Correct Factor (dB)	Result (dBm)	Limit (dBm)	Margin (dB)	Remark
1	174.5300	-41.14	-1.71	-42.85	-25.00	-17.85	RMS
2	240.4900	-58.03	-2.12	-60.15	-25.00	-35.15	RMS
3	359.8000	-58.37	0.37	-58.00	-25.00	-33.00	RMS
4	437.4000	-66.34	1.73	-64.61	-25.00	-39.61	RMS
5	523.7300	-67.27	3.07	-64.20	-25.00	-39.20	RMS
6	719.6700	-60.27	6.86	-53.41	-25.00	-28.41	RMS
7	9975.000	-73.78	25.33	-48.45	-25.00	-23.45	RMS
8	14962.500	-81.42	30.35	-51.07	-25.00	-26.07	RMS

Note:1.Result (dBuV/m) = Correct Factor (dB/m) + Reading(dBuV).

2.Correction factor (dB/m) = Antenna Factor (dB/m) + Cable loss (dB) – Pre-Amplifier gain (dB).

3.When the peak results are less than average limit, so not need to evaluate the average.

Standard:	FCC Part 90Y	Test Distance:	3 m
Test item:	Harmonic		
Frequency:	4945 MHz		
Mode:	Mode 2		
Ant.Polar.:	Horizontal		

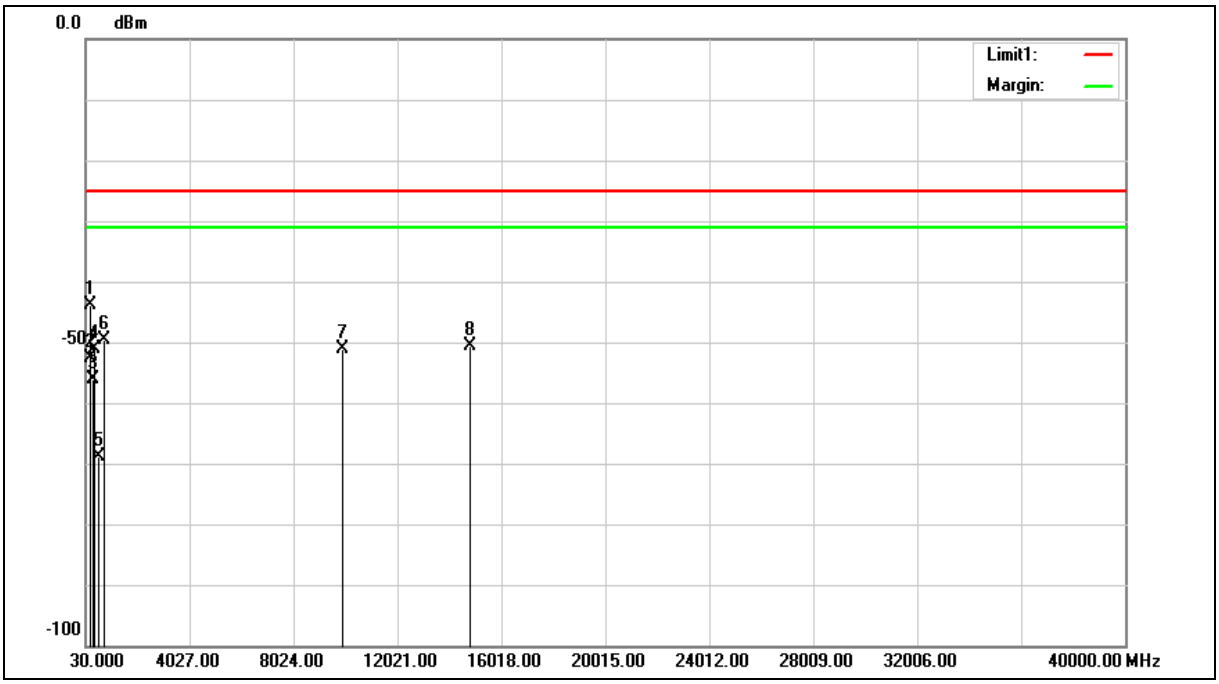

Standard:	FCC Part 90Y	Test Distance:	3 m
Test item:	Harmonic		
Frequency:	4945 MHz		
Mode:	Mode 2		
Ant.Polar.:	Horizontal		

No.	Frequency (MHz)	Reading (dBm)	Correct Factor (dB)	Result (dBm)	Limit (dBm)	Margin (dB)	Remark
1	174.5300	-42.24	-1.71	-43.95	-25.00	-18.95	RMS
2	227.8800	-49.94	-2.62	-52.56	-25.00	-27.56	RMS
3	312.2700	-55.86	-0.34	-56.20	-25.00	-31.20	RMS
4	359.8000	-51.50	0.37	-51.13	-25.00	-26.13	RMS
5	523.7300	-71.88	3.07	-68.81	-25.00	-43.81	RMS
6	719.6700	-56.42	6.86	-49.56	-25.00	-24.56	RMS
7	9890.000	-76.21	25.11	-51.10	-25.00	-26.10	RMS
8	14835.000	-80.81	30.17	-50.64	-25.00	-25.64	RMS

Note:1.Result (dBuV/m) = Correct Factor (dB/m) + Reading(dBuV).

2.Correction factor (dB/m) = Antenna Factor (dB/m) + Cable loss (dB) – Pre-Amplifier gain (dB).

3.When the peak results are less than average limit, so not need to evaluate the average.

Standard:	FCC Part 90Y	Test Distance:	3 m
Test item:	Harmonic		
Frequency:	4945 MHz		
Mode:	Mode 2		
Ant.Polar.:	Vertical		

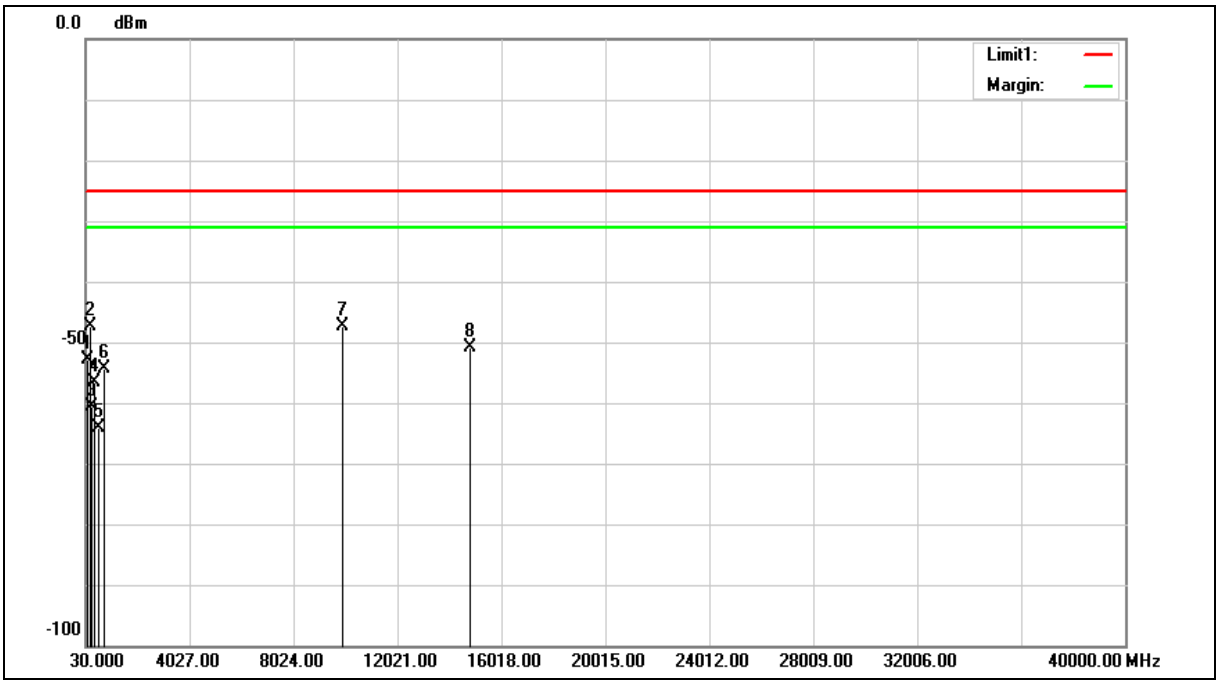

Standard:	FCC Part 90Y	Test Distance:	3 m
Test item:	Harmonic		
Frequency:	4945 MHz		
Mode:	Mode 2		
Ant.Polar.:	Vertical		

No.	Frequency (MHz)	Reading (dBm)	Correct Factor (dB)	Result (dBm)	Limit (dBm)	Margin (dB)	Remark
1	100.8100	-48.04	-4.82	-52.86	-25.00	-27.86	RMS
2	174.5300	-45.77	-1.71	-47.48	-25.00	-22.48	RMS
3	240.4900	-58.47	-2.12	-60.59	-25.00	-35.59	RMS
4	359.8000	-56.94	0.37	-56.57	-25.00	-31.57	RMS
5	523.7300	-67.19	3.07	-64.12	-25.00	-39.12	RMS
6	719.6700	-61.18	6.86	-54.32	-25.00	-29.32	RMS
7	9890.000	-72.51	25.11	-47.40	-25.00	-22.40	RMS
8	14835.000	-81.10	30.17	-50.93	-25.00	-25.93	RMS

Note:1.Result (dBuV/m) = Correct Factor (dB/m) + Reading(dBuV).

2.Correction factor (dB/m) = Antenna Factor (dB/m) + Cable loss (dB) – Pre-Amplifier gain (dB).

3.When the peak results are less than average limit, so not need to evaluate the average.

Standard:	FCC Part 90Y	Test Distance:	3 m
Test item:	Harmonic		
Frequency:	4965 MHz		
Mode:	Mode 2		
Ant.Polar.:	Horizontal		

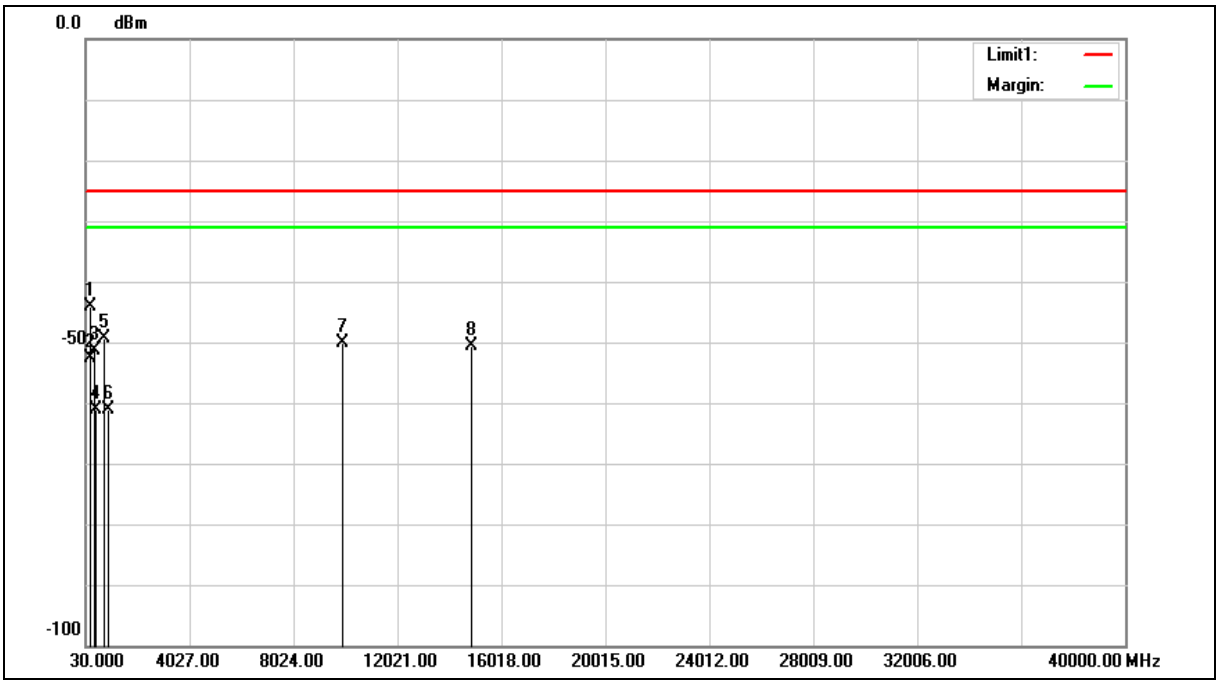

Standard:	FCC Part 90Y	Test Distance:	3 m
Test item:	Harmonic		
Frequency:	4965 MHz		
Mode:	Mode 2		
Ant.Polar.:	Horizontal		

No.	Frequency (MHz)	Reading (dBm)	Correct Factor (dB)	Result (dBm)	Limit (dBm)	Margin (dB)	Remark
1	174.5300	-42.40	-1.71	-44.11	-25.00	-19.11	RMS
2	227.8800	-50.01	-2.62	-52.63	-25.00	-27.63	RMS
3	359.8000	-51.77	0.37	-51.40	-25.00	-26.40	RMS
4	399.5700	-62.11	1.05	-61.06	-25.00	-36.06	RMS
5	719.6700	-56.23	6.86	-49.37	-25.00	-24.37	RMS
6	900.0900	-70.79	9.59	-61.20	-25.00	-36.20	RMS
7	9930.000	-75.40	25.21	-50.19	-25.00	-25.19	RMS
8	14895.000	-80.78	30.25	-50.53	-25.00	-25.53	RMS

Note:1.Result (dBuV/m) = Correct Factor (dB/m) + Reading(dBuV).

2.Correction factor (dB/m) = Antenna Factor (dB/m) + Cable loss (dB) – Pre-Amplifier gain (dB).

3.When the peak results are less than average limit, so not need to evaluate the average.

Standard:	FCC Part 90Y	Test Distance:	3 m
Test item:	Harmonic		
Frequency:	4965 MHz		
Mode:	Mode 2		
Ant.Polar.:	Vertical		

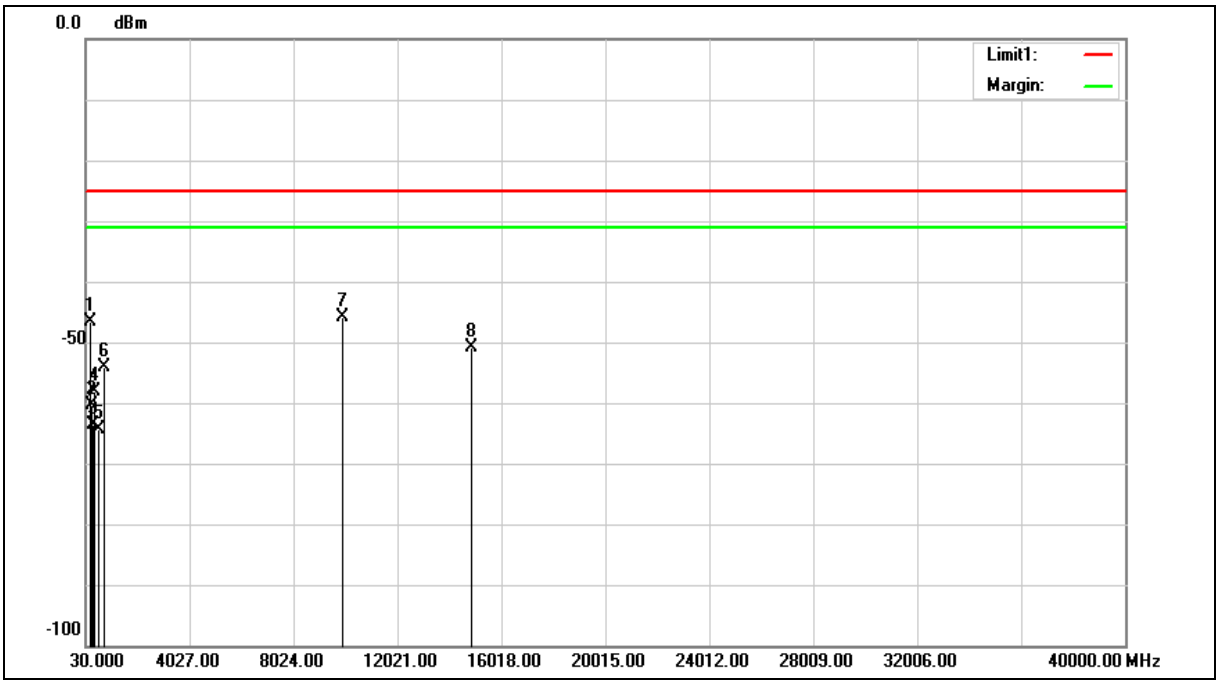

Standard:	FCC Part 90Y	Test Distance:	3 m
Test item:	Harmonic		
Frequency:	4965 MHz		
Mode:	Mode 2		
Ant.Polar.:	Vertical		

No.	Frequency (MHz)	Reading (dBm)	Correct Factor (dB)	Result (dBm)	Limit (dBm)	Margin (dB)	Remark
1	174.5300	-44.88	-1.71	-46.59	-25.00	-21.59	RMS
2	239.5200	-58.32	-2.15	-60.47	-25.00	-35.47	RMS
3	311.3000	-63.30	-0.35	-63.65	-25.00	-38.65	RMS
4	360.7700	-58.42	0.39	-58.03	-25.00	-33.03	RMS
5	523.7300	-67.48	3.07	-64.41	-25.00	-39.41	RMS
6	719.6700	-61.09	6.86	-54.23	-25.00	-29.23	RMS
7	9930.000	-70.98	25.21	-45.77	-25.00	-20.77	RMS
8	14895.000	-81.15	30.25	-50.90	-25.00	-25.90	RMS

Note:1.Result (dBuV/m) = Correct Factor (dB/m) + Reading(dBuV).

2.Correction factor (dB/m) = Antenna Factor (dB/m) + Cable loss (dB) – Pre-Amplifier gain (dB).

3.When the peak results are less than average limit, so not need to evaluate the average.

Standard:	FCC Part 90Y	Test Distance:	3 m
Test item:	Harmonic		
Frequency:	4985 MHz		
Mode:	Mode 2		
Ant.Polar.:	Horizontal		

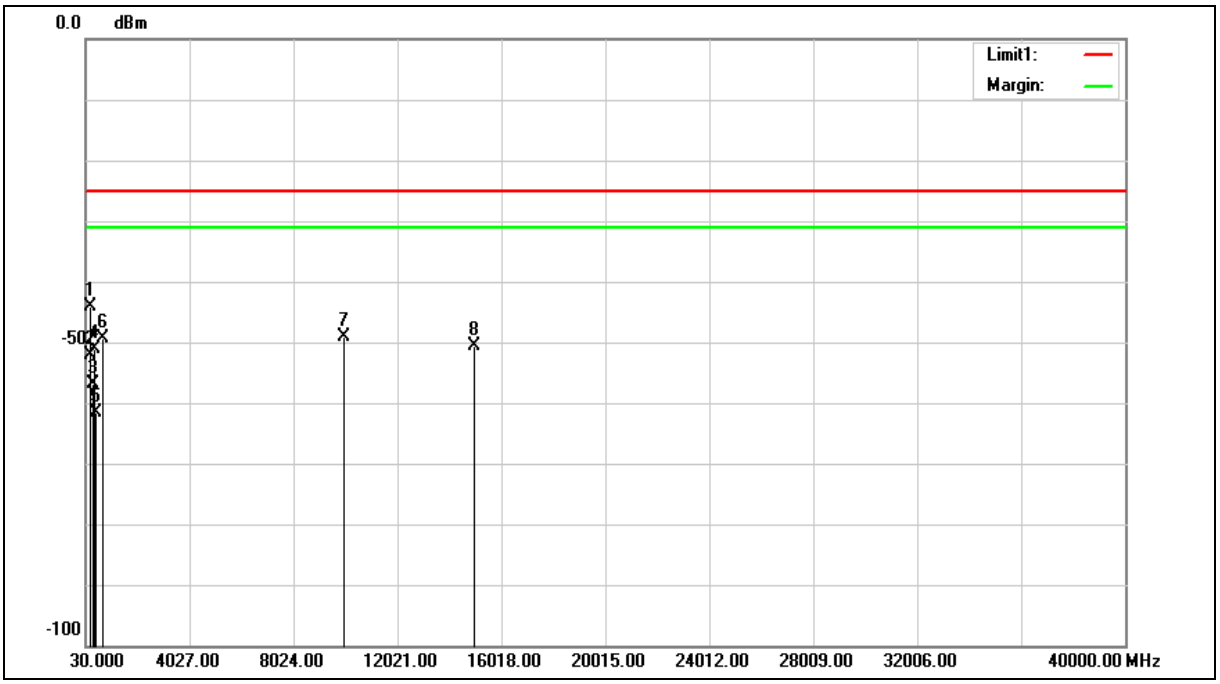

Standard:	FCC Part 90Y	Test Distance:	3 m
Test item:	Harmonic		
Frequency:	4985 MHz		
Mode:	Mode 2		
Ant.Polar.:	Horizontal		

No.	Frequency (MHz)	Reading (dBm)	Correct Factor (dB)	Result (dBm)	Limit (dBm)	Margin (dB)	Remark
1	174.5300	-42.53	-1.71	-44.24	-25.00	-19.24	RMS
2	227.8800	-49.51	-2.62	-52.13	-25.00	-27.13	RMS
3	312.2700	-56.46	-0.34	-56.80	-25.00	-31.80	RMS
4	359.8000	-51.57	0.37	-51.20	-25.00	-26.20	RMS
5	400.5400	-62.63	1.07	-61.56	-25.00	-36.56	RMS
6	719.6700	-56.31	6.86	-49.45	-25.00	-24.45	RMS
7	9970.000	-74.48	25.30	-49.18	-25.00	-24.18	RMS
8	14955.000	-80.93	30.35	-50.58	-25.00	-25.58	RMS

Note:1.Result (dBuV/m) = Correct Factor (dB/m) + Reading(dBuV).

2.Correction factor (dB/m) = Antenna Factor (dB/m) + Cable loss (dB) – Pre-Amplifier gain (dB).

3.When the peak results are less than average limit, so not need to evaluate the average.

Standard:	FCC Part 90Y	Test Distance:	3 m
Test item:	Harmonic		
Frequency:	4985 MHz		
Mode:	Mode 2		
Ant.Polar.:	Vertical		

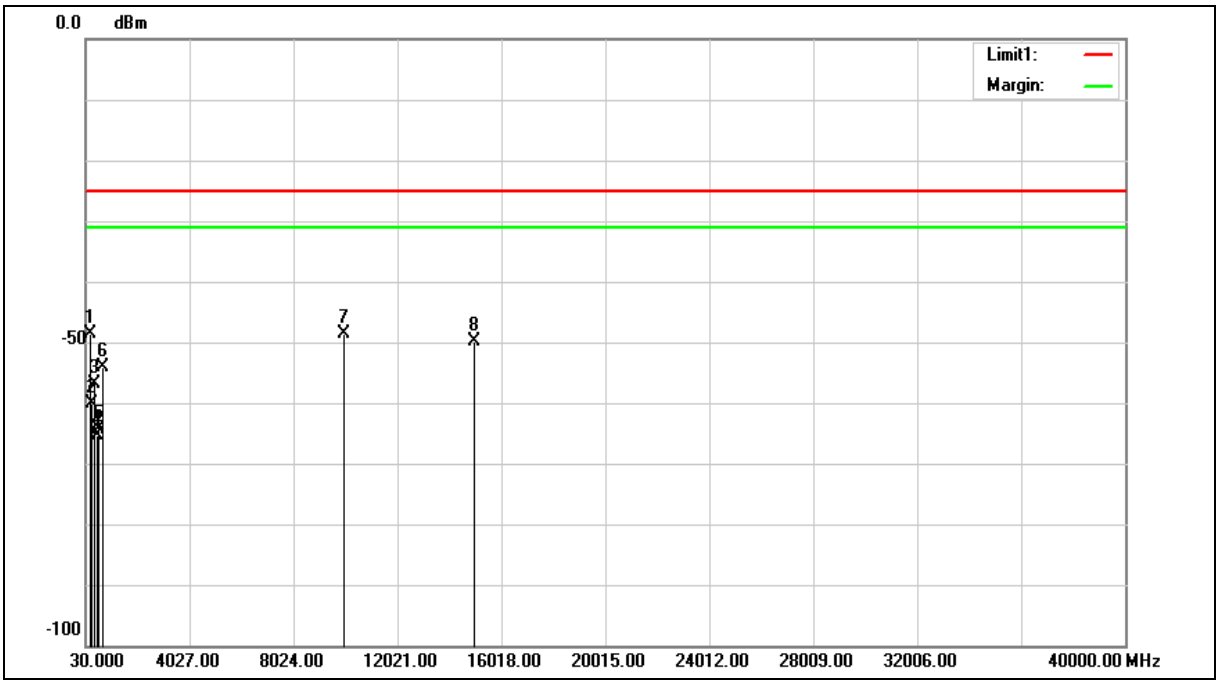

Standard:	FCC Part 90Y	Test Distance:	3 m
Test item:	Harmonic		
Frequency:	4985 MHz		
Mode:	Mode 2		
Ant.Polar.:	Vertical		

No.	Frequency (MHz)	Reading (dBm)	Correct Factor (dB)	Result (dBm)	Limit (dBm)	Margin (dB)	Remark
1	174.5300	-47.03	-1.71	-48.74	-25.00	-23.74	RMS
2	240.4900	-58.10	-2.12	-60.22	-25.00	-35.22	RMS
3	359.8000	-57.36	0.37	-56.99	-25.00	-31.99	RMS
4	437.4000	-66.98	1.73	-65.25	-25.00	-40.25	RMS
5	523.7300	-67.33	3.07	-64.26	-25.00	-39.26	RMS
6	719.6700	-61.06	6.86	-54.20	-25.00	-29.20	RMS
7	9970.000	-73.94	25.30	-48.64	-25.00	-23.64	RMS
8	14955.000	-80.14	30.35	-49.79	-25.00	-24.79	RMS

Note:1.Result (dBuV/m) = Correct Factor (dB/m) + Reading(dBuV).

2.Correction factor (dB/m) = Antenna Factor (dB/m) + Cable loss (dB) – Pre-Amplifier gain (dB).

3.When the peak results are less than average limit, so not need to evaluate the average.

Standard:	FCC Part 90Y	Test Distance:	3 m
Test item:	Harmonic		
Frequency:	4950 MHz		
Mode:	Mode 3		
Ant.Polar.:	Horizontal		

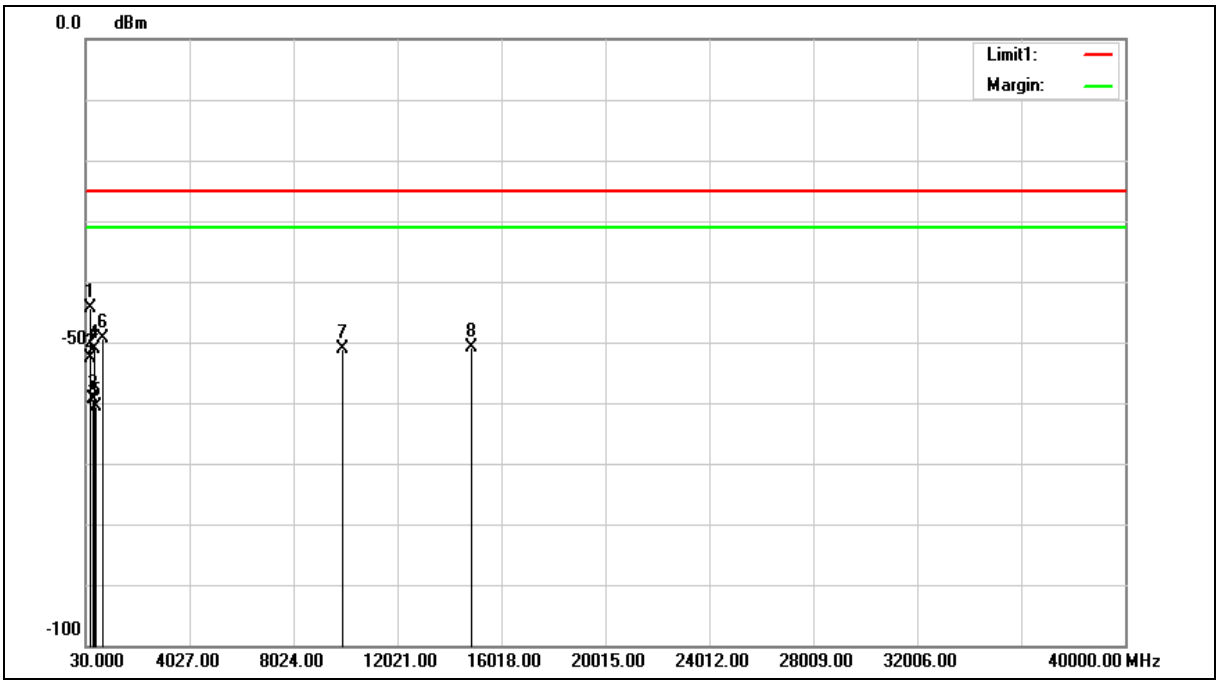

Standard:	FCC Part 90Y	Test Distance:	3 m
Test item:	Harmonic		
Frequency:	4950 MHz		
Mode:	Mode 3		
Ant.Polar.:	Horizontal		

No.	Frequency (MHz)	Reading (dBm)	Correct Factor (dB)	Result (dBm)	Limit (dBm)	Margin (dB)	Remark
1	174.5300	-42.77	-1.71	-44.48	-25.00	-19.48	RMS
2	227.8800	-49.97	-2.62	-52.59	-25.00	-27.59	RMS
3	311.3000	-59.00	-0.35	-59.35	-25.00	-34.35	RMS
4	359.8000	-51.59	0.37	-51.22	-25.00	-26.22	RMS
5	399.5700	-61.75	1.05	-60.70	-25.00	-35.70	RMS
6	719.6700	-56.34	6.86	-49.48	-25.00	-24.48	RMS
7	9900.000	-76.28	25.13	-51.15	-25.00	-26.15	RMS
8	14850.000	-80.95	30.19	-50.76	-25.00	-25.76	RMS

Note:1.Result (dBuV/m) = Correct Factor (dB/m) + Reading(dBuV).

2.Correction factor (dB/m) = Antenna Factor (dB/m) + Cable loss (dB) – Pre-Amplifier gain (dB).

3.When the peak results are less than average limit, so not need to evaluate the average.

Standard:	FCC Part 90Y	Test Distance:	3 m
Test item:	Harmonic		
Frequency:	4950 MHz		
Mode:	Mode 3		
Ant.Polar.:	Vertical		

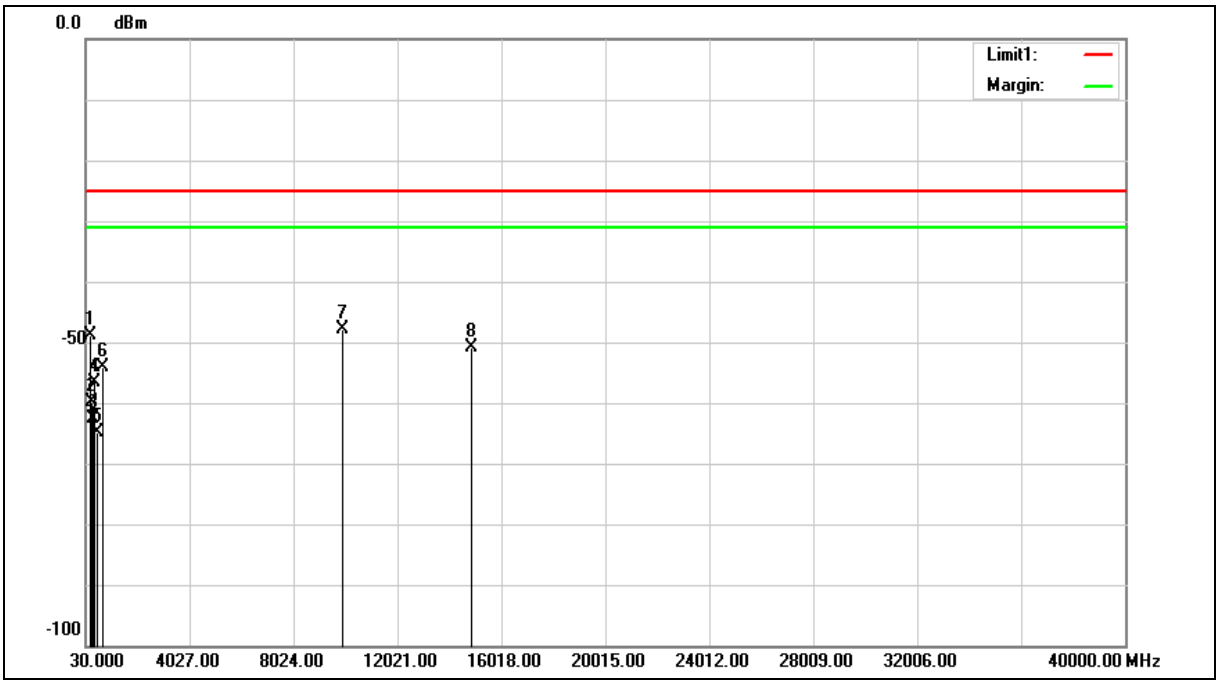

Standard:	FCC Part 90Y	Test Distance:	3 m
Test item:	Harmonic		
Frequency:	4950 MHz		
Mode:	Mode 3		
Ant.Polar.:	Vertical		

No.	Frequency (MHz)	Reading (dBm)	Correct Factor (dB)	Result (dBm)	Limit (dBm)	Margin (dB)	Remark
1	174.5300	-47.20	-1.71	-48.91	-25.00	-23.91	RMS
2	239.5200	-57.61	-2.15	-59.76	-25.00	-34.76	RMS
3	323.9100	-62.55	-0.16	-62.71	-25.00	-37.71	RMS
4	359.8000	-56.98	0.37	-56.61	-25.00	-31.61	RMS
5	436.4300	-66.52	1.72	-64.80	-25.00	-39.80	RMS
6	719.6700	-60.86	6.86	-54.00	-25.00	-29.00	RMS
7	9900.000	-73.11	25.13	-47.98	-25.00	-22.98	RMS
8	14850.000	-80.99	30.19	-50.80	-25.00	-25.80	RMS

Note:1.Result (dBuV/m) = Correct Factor (dB/m) + Reading(dBuV).

2.Correction factor (dB/m) = Antenna Factor (dB/m) + Cable loss (dB) – Pre-Amplifier gain (dB).

3.When the peak results are less than average limit, so not need to evaluate the average.

Standard:	FCC Part 90Y	Test Distance:	3 m
Test item:	Harmonic		
Frequency:	4965 MHz		
Mode:	Mode 3		
Ant.Polar.:	Horizontal		

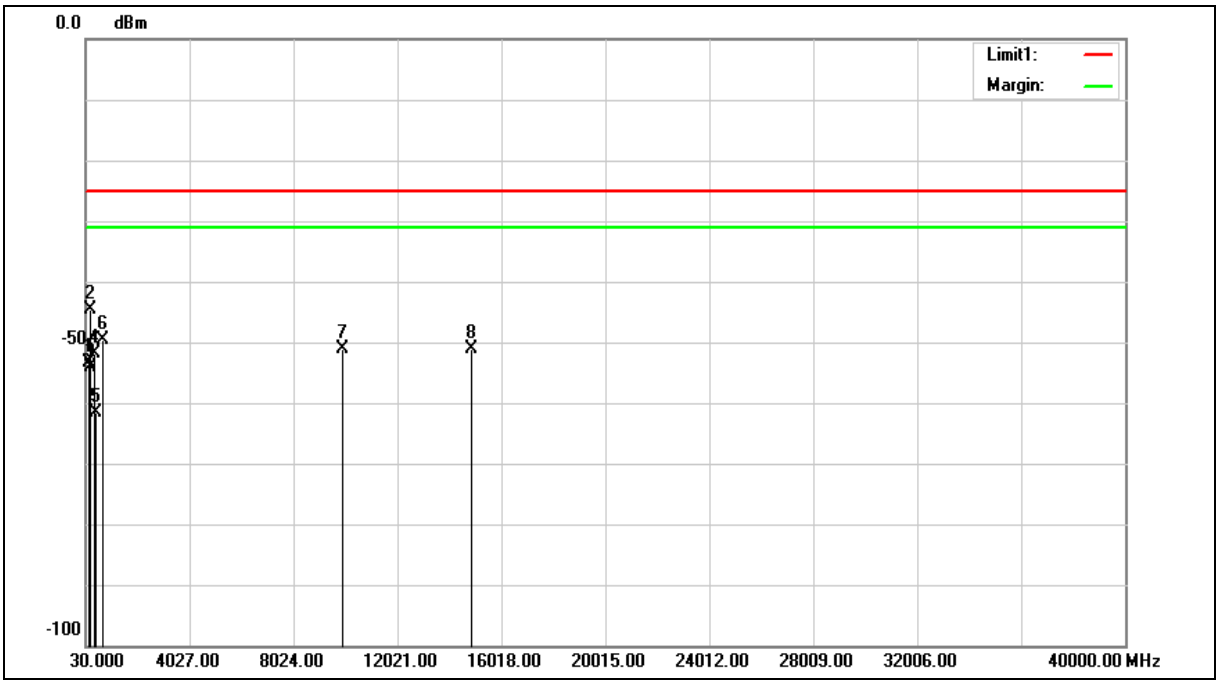

Standard:	FCC Part 90Y	Test Distance:	3 m
Test item:	Harmonic		
Frequency:	4965 MHz		
Mode:	Mode 3		
Ant.Polar.:	Horizontal		

No.	Frequency (MHz)	Reading (dBm)	Correct Factor (dB)	Result (dBm)	Limit (dBm)	Margin (dB)	Remark
1	144.4600	-52.70	-0.63	-53.33	-25.00	-28.33	RMS
2	174.5300	-42.79	-1.71	-44.50	-25.00	-19.50	RMS
3	216.2400	-50.75	-3.38	-54.13	-25.00	-29.13	RMS
4	359.8000	-52.14	0.37	-51.77	-25.00	-26.77	RMS
5	400.5400	-62.61	1.07	-61.54	-25.00	-36.54	RMS
6	719.6700	-56.38	6.86	-49.52	-25.00	-24.52	RMS
7	9930.000	-76.30	25.21	-51.09	-25.00	-26.09	RMS
8	14895.000	-81.34	30.25	-51.09	-25.00	-26.09	RMS

Note:1.Result (dBuV/m) = Correct Factor (dB/m) + Reading(dBuV).

2.Correction factor (dB/m) = Antenna Factor (dB/m) + Cable loss (dB) – Pre-Amplifier gain (dB).

3.When the peak results are less than average limit, so not need to evaluate the average.

Standard:	FCC Part 90Y	Test Distance:	3 m
Test item:	Harmonic		
Frequency:	4965 MHz		
Mode:	Mode 3		
Ant.Polar.:	Vertical		

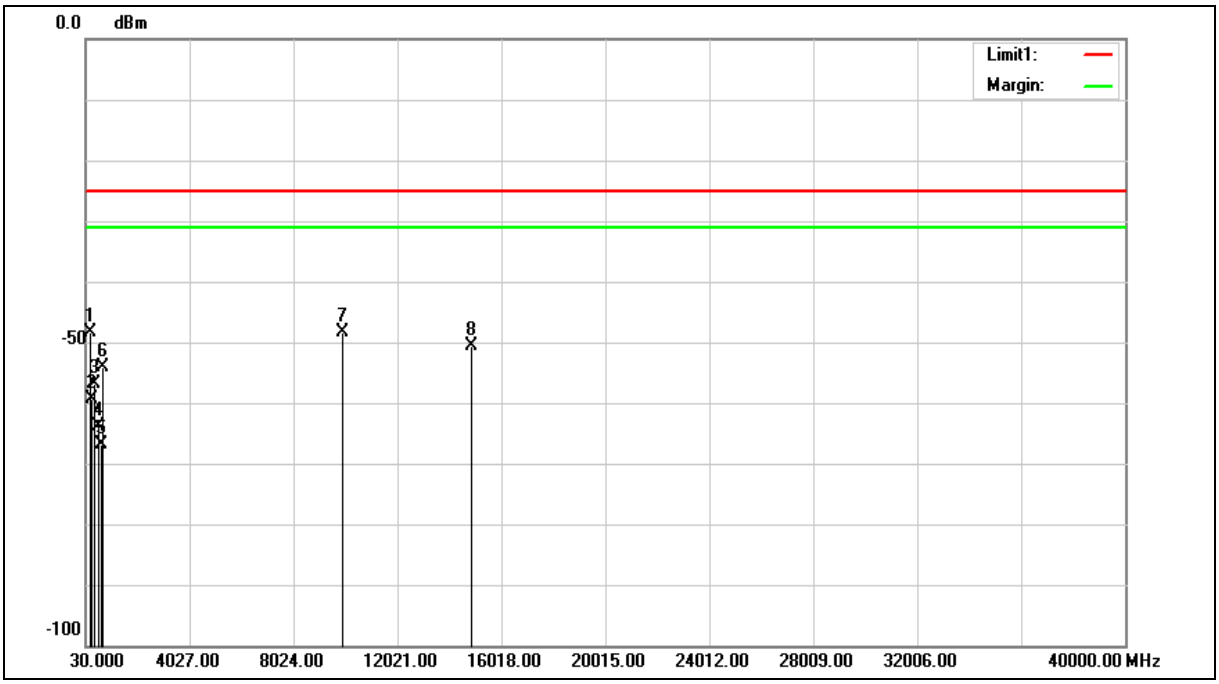

Standard:	FCC Part 90Y	Test Distance:	3 m
Test item:	Harmonic		
Frequency:	4965 MHz		
Mode:	Mode 3		
Ant.Polar.:	Vertical		

No.	Frequency (MHz)	Reading (dBm)	Correct Factor (dB)	Result (dBm)	Limit (dBm)	Margin (dB)	Remark
1	174.5300	-46.57	-1.71	-48.28	-25.00	-23.28	RMS
2	239.5200	-57.11	-2.15	-59.26	-25.00	-34.26	RMS
3	359.8000	-57.18	0.37	-56.81	-25.00	-31.81	RMS
4	523.7300	-66.92	3.07	-63.85	-25.00	-38.85	RMS
5	600.3600	-71.67	4.71	-66.96	-25.00	-41.96	RMS
6	719.6700	-61.00	6.86	-54.14	-25.00	-29.14	RMS
7	9930.000	-73.48	25.21	-48.27	-25.00	-23.27	RMS
8	14895.000	-80.97	30.25	-50.72	-25.00	-25.72	RMS

Note:1.Result (dBuV/m) = Correct Factor (dB/m) + Reading(dBuV).

2.Correction factor (dB/m) = Antenna Factor (dB/m) + Cable loss (dB) – Pre-Amplifier gain (dB).

3.When the peak results are less than average limit, so not need to evaluate the average.

Standard:	FCC Part 90Y	Test Distance:	3 m
Test item:	Harmonic		
Frequency:	4980 MHz		
Mode:	Mode 3		
Ant.Polar.:	Horizontal		

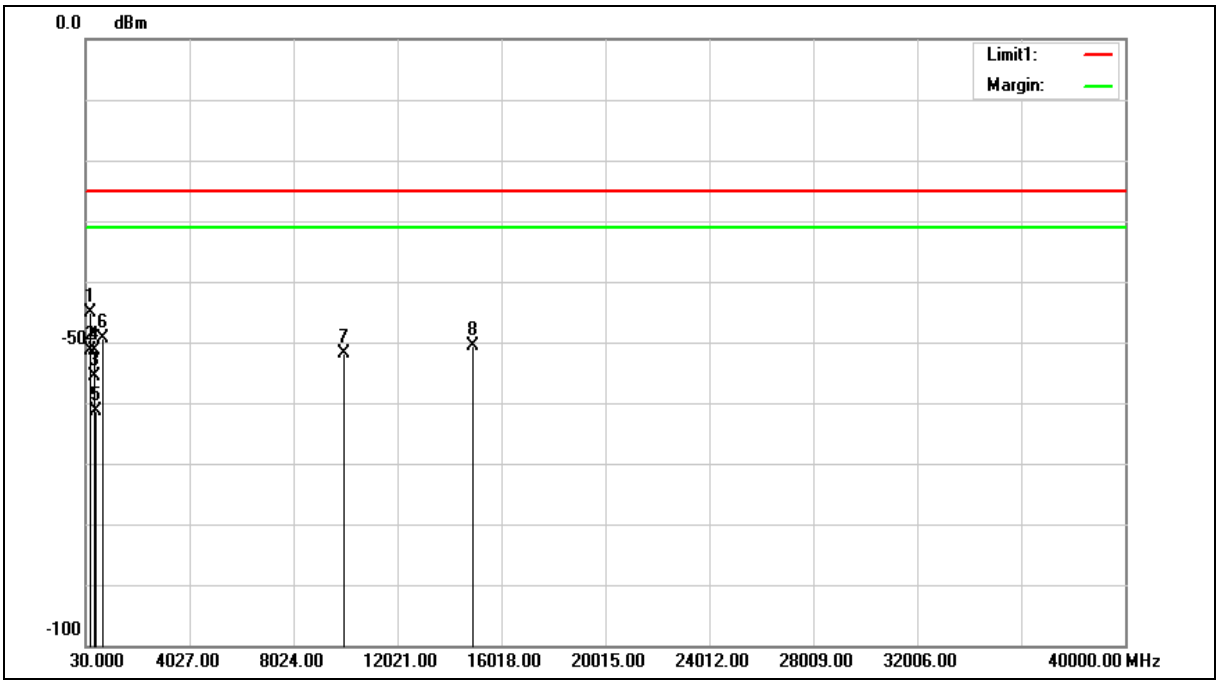

Standard:	FCC Part 90Y	Test Distance:	3 m
Test item:	Harmonic		
Frequency:	4980 MHz		
Mode:	Mode 3		
Ant.Polar.:	Horizontal		

No.	Frequency (MHz)	Reading (dBm)	Correct Factor (dB)	Result (dBm)	Limit (dBm)	Margin (dB)	Remark
1	174.5300	-43.29	-1.71	-45.00	-25.00	-20.00	RMS
2	227.8800	-48.78	-2.62	-51.40	-25.00	-26.40	RMS
3	312.2700	-55.18	-0.34	-55.52	-25.00	-30.52	RMS
4	359.8000	-51.86	0.37	-51.49	-25.00	-26.49	RMS
5	400.5400	-62.51	1.07	-61.44	-25.00	-36.44	RMS
6	719.6700	-56.20	6.86	-49.34	-25.00	-24.34	RMS
7	9960.000	-77.09	25.28	-51.81	-25.00	-26.81	RMS
8	14940.000	-81.05	30.32	-50.73	-25.00	-25.73	RMS

Note:1.Result (dBuV/m) = Correct Factor (dB/m) + Reading(dBuV).

2.Correction factor (dB/m) = Antenna Factor (dB/m) + Cable loss (dB) – Pre-Amplifier gain (dB).

3.When the peak results are less than average limit, so not need to evaluate the average.

Standard:	FCC Part 90Y	Test Distance:	3 m
Test item:	Harmonic		
Frequency:	4980 MHz		
Mode:	Mode 3		
Ant.Polar.:	Vertical		

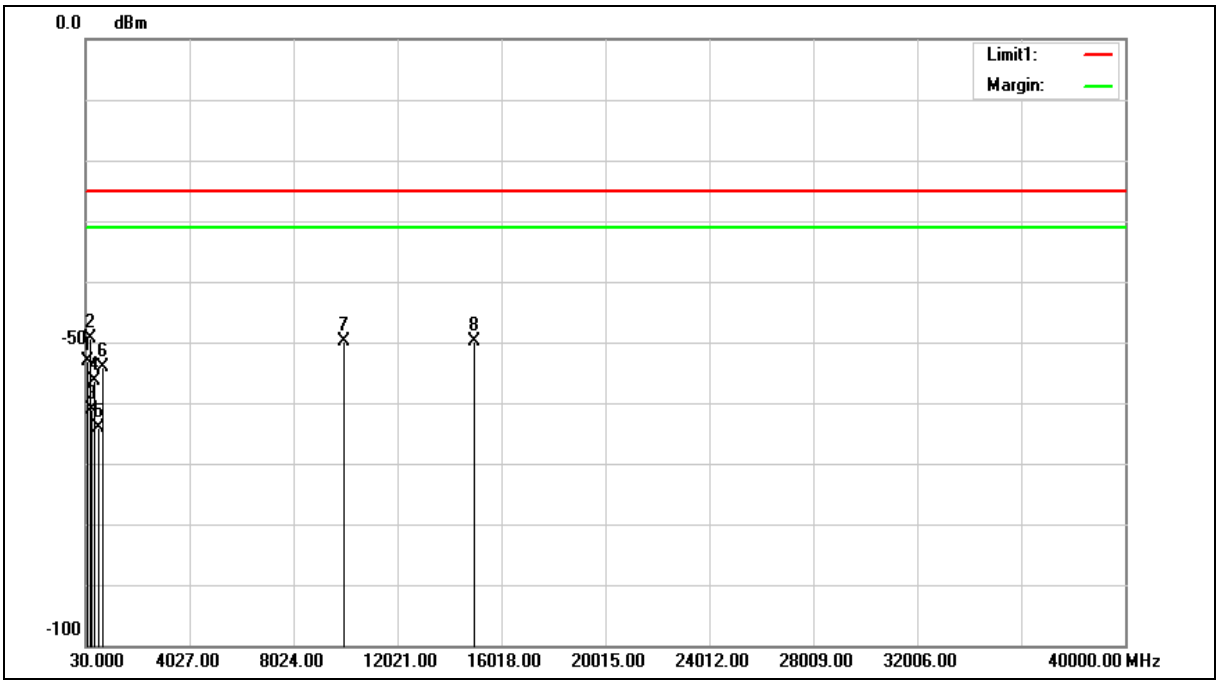

Standard:	FCC Part 90Y	Test Distance:	3 m
Test item:	Harmonic		
Frequency:	4980 MHz		
Mode:	Mode 3		
Ant.Polar.:	Vertical		

No.	Frequency (MHz)	Reading (dBm)	Correct Factor (dB)	Result (dBm)	Limit (dBm)	Margin (dB)	Remark
1	100.8100	-48.32	-4.82	-53.14	-25.00	-28.14	RMS
2	174.5300	-47.55	-1.71	-49.26	-25.00	-24.26	RMS
3	239.5200	-59.01	-2.15	-61.16	-25.00	-36.16	RMS
4	359.8000	-56.86	0.37	-56.49	-25.00	-31.49	RMS
5	523.7300	-67.24	3.07	-64.17	-25.00	-39.17	RMS
6	719.6700	-61.03	6.86	-54.17	-25.00	-29.17	RMS
7	9960.000	-75.13	25.28	-49.85	-25.00	-24.85	RMS
8	14940.000	-80.30	30.32	-49.98	-25.00	-24.98	RMS

Note:1.Result (dBuV/m) = Correct Factor (dB/m) + Reading(dBuV).

2.Correction factor (dB/m) = Antenna Factor (dB/m) + Cable loss (dB) – Pre-Amplifier gain (dB).

3.When the peak results are less than average limit, so not need to evaluate the average.

Standard:	FCC Part 90Y	Test Distance:	3 m
Test item:	Harmonic		
Frequency:	4942.5 MHz		
Mode:	Mode 4		
Ant.Polar.:	Horizontal		

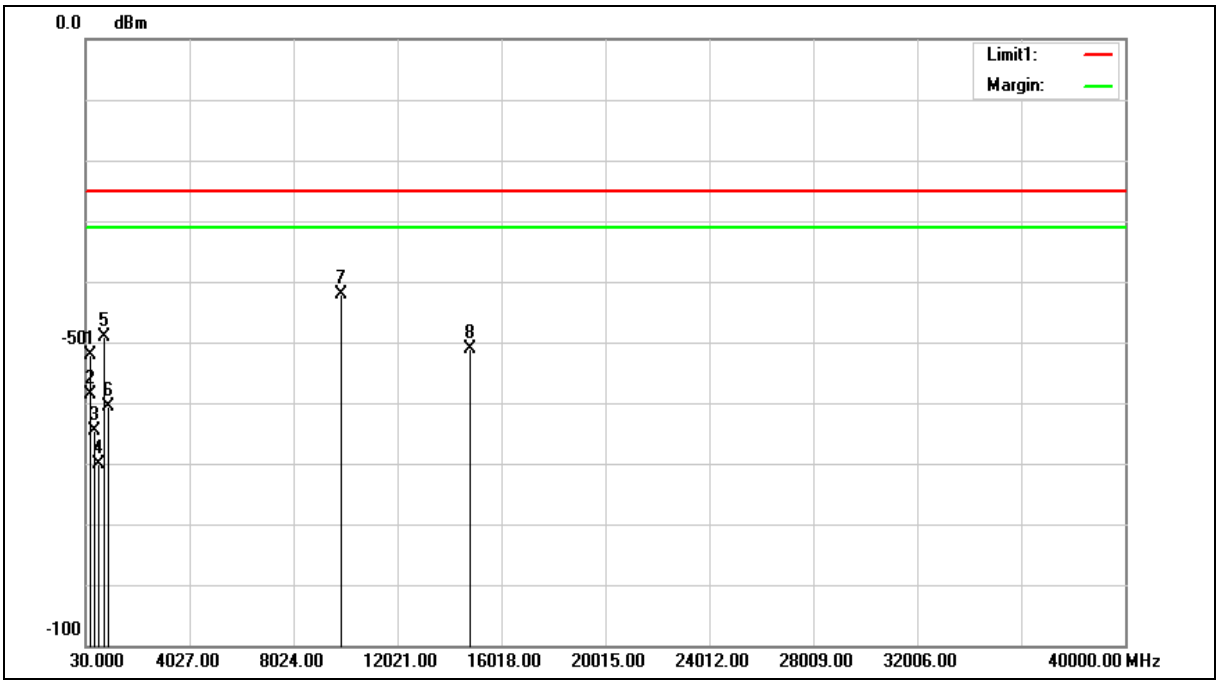

Standard:	FCC Part 90Y	Test Distance:	3 m
Test item:	Harmonic		
Frequency:	4942.5 MHz		
Mode:	Mode 4		
Ant.Polar.:	Horizontal		

No.	Frequency (MHz)	Reading (dBm)	Correct Factor (dB)	Result (dBm)	Limit (dBm)	Margin (dB)	Remark
1	174.5300	-50.38	-1.65	-52.03	-25.00	-27.03	RMS
2	227.8800	-55.82	-2.70	-58.52	-25.00	-33.52	RMS
3	349.1300	-64.54	-0.10	-64.64	-25.00	-39.64	RMS
4	494.6300	-72.71	2.62	-70.09	-25.00	-45.09	RMS
5	719.6700	-56.51	7.36	-49.15	-25.00	-24.15	RMS
6	900.0900	-70.46	9.96	-60.50	-25.00	-35.50	RMS
7	9885.000	-65.00	22.89	-42.11	-25.00	-17.11	RMS
8	14827.500	-51.04	0.00	-51.04	-25.00	-26.04	RMS

Note:1.Result (dBuV/m) = Correct Factor (dB/m) + Reading(dBuV).

2.Correction factor (dB/m) = Antenna Factor (dB/m) + Cable loss (dB) – Pre-Amplifier gain (dB).

3.When the peak results are less than average limit, so not need to evaluate the average.

Standard:	FCC Part 90Y	Test Distance:	3 m
Test item:	Harmonic		
Frequency:	4942.5 MHz		
Mode:	Mode 4		
Ant.Polar.:	Vertical		

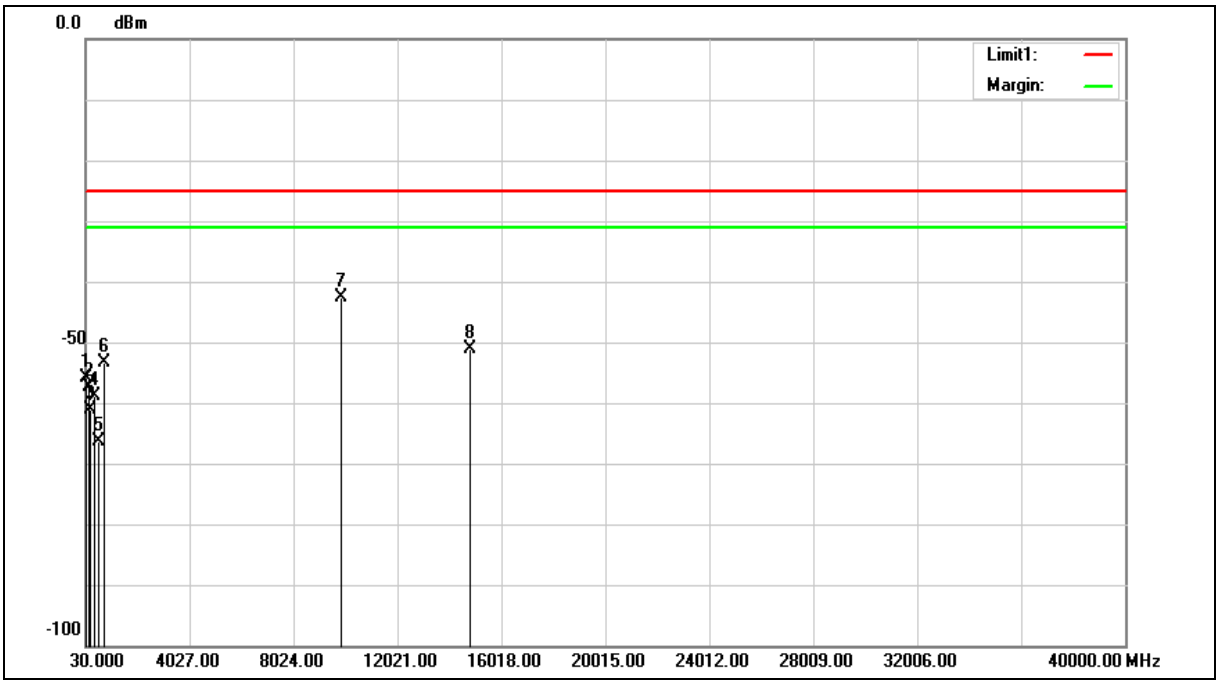

Standard:	FCC Part 90Y	Test Distance:	3 m
Test item:	Harmonic		
Frequency:	4942.5 MHz		
Mode:	Mode 4		
Ant.Polar.:	Vertical		

No.	Frequency (MHz)	Reading (dBm)	Correct Factor (dB)	Result (dBm)	Limit (dBm)	Margin (dB)	Remark
1	52.3100	-53.89	-1.93	-55.82	-25.00	-30.82	RMS
2	144.4600	-56.78	-0.57	-57.35	-25.00	-32.35	RMS
3	227.8800	-58.33	-2.70	-61.03	-25.00	-36.03	RMS
4	359.8000	-59.11	0.13	-58.98	-25.00	-33.98	RMS
5	523.7300	-69.68	3.20	-66.48	-25.00	-41.48	RMS
6	719.6700	-60.77	7.36	-53.41	-25.00	-28.41	RMS
7	9885.000	-64.80	22.07	-42.73	-25.00	-17.73	RMS
8	14827.500	-51.14	0.00	-51.14	-25.00	-26.14	RMS

Note:1.Result (dBuV/m) = Correct Factor (dB/m) + Reading(dBuV).

2.Correction factor (dB/m) = Antenna Factor (dB/m) + Cable loss (dB) – Pre-Amplifier gain (dB).

3.When the peak results are less than average limit, so not need to evaluate the average.

Standard:	FCC Part 90Y	Test Distance:	3 m
Test item:	Harmonic		
Frequency:	4967.5 MHz		
Mode:	Mode 4		
Ant.Polar.:	Horizontal		

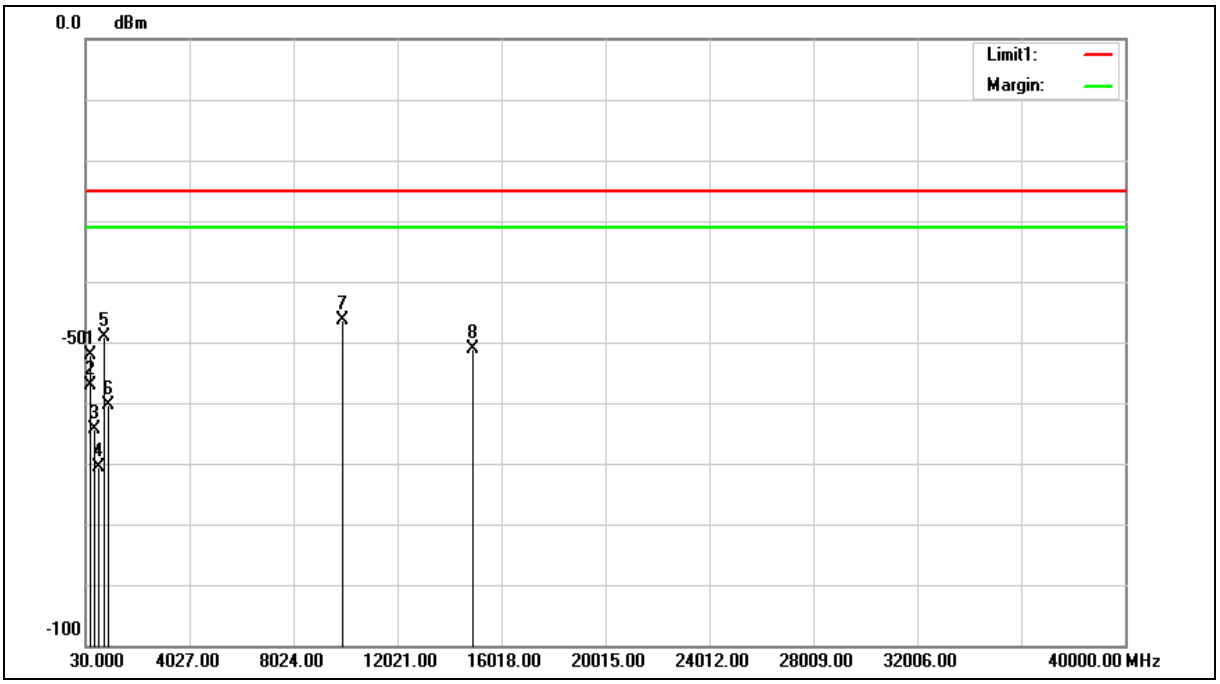

Standard:	FCC Part 90Y	Test Distance:	3 m
Test item:	Harmonic		
Frequency:	4967.5 MHz		
Mode:	Mode 4		
Ant.Polar.:	Horizontal		

No.	Frequency (MHz)	Reading (dBm)	Correct Factor (dB)	Result (dBm)	Limit (dBm)	Margin (dB)	Remark
1	174.5300	-50.59	-1.65	-52.24	-25.00	-27.24	RMS
2	227.8800	-54.48	-2.70	-57.18	-25.00	-32.18	RMS
3	349.1300	-64.15	-0.10	-64.25	-25.00	-39.25	RMS
4	523.7300	-73.88	3.20	-70.68	-25.00	-45.68	RMS
5	719.6700	-56.52	7.36	-49.16	-25.00	-24.16	RMS
6	900.0900	-70.31	9.96	-60.35	-25.00	-35.35	RMS
7	9935.000	-69.40	22.99	-46.41	-25.00	-21.41	RMS
8	14902.500	-51.06	0.00	-51.06	-25.00	-26.06	RMS

Note:1.Result (dBuV/m) = Correct Factor (dB/m) + Reading(dBuV).

2.Correction factor (dB/m) = Antenna Factor (dB/m) + Cable loss (dB) – Pre-Amplifier gain (dB).

3.When the peak results are less than average limit, so not need to evaluate the average.

Standard:	FCC Part 90Y	Test Distance:	3 m
Test item:	Harmonic		
Frequency:	4967.5 MHz		
Mode:	Mode 4		
Ant.Polar.:	Vertical		

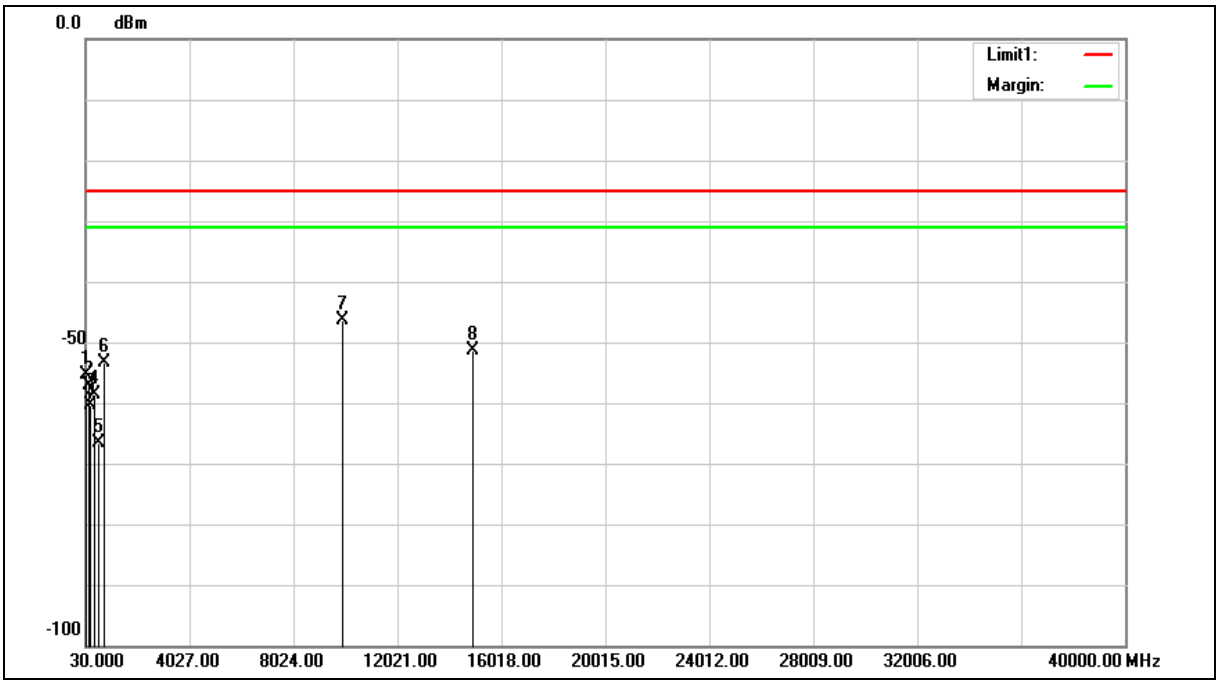

Standard:	FCC Part 90Y	Test Distance:	3 m
Test item:	Harmonic		
Frequency:	4967.5 MHz		
Mode:	Mode 4		
Ant.Polar.:	Vertical		

No.	Frequency (MHz)	Reading (dBm)	Correct Factor (dB)	Result (dBm)	Limit (dBm)	Margin (dB)	Remark
1	49.4000	-53.50	-1.76	-55.26	-25.00	-30.26	RMS
2	143.4900	-56.45	-0.63	-57.08	-25.00	-32.08	RMS
3	227.8800	-57.68	-2.70	-60.38	-25.00	-35.38	RMS
4	359.8000	-58.72	0.13	-58.59	-25.00	-33.59	RMS
5	500.4500	-69.39	2.70	-66.69	-25.00	-41.69	RMS
6	719.6700	-60.83	7.36	-53.47	-25.00	-28.47	RMS
7	9935.000	-68.63	22.17	-46.46	-25.00	-21.46	RMS
8	14902.500	-51.39	0.00	-51.39	-25.00	-26.39	RMS

Note:1.Result (dBuV/m) = Correct Factor (dB/m) + Reading(dBuV).

2.Correction factor (dB/m) = Antenna Factor (dB/m) + Cable loss (dB) – Pre-Amplifier gain (dB).

3.When the peak results are less than average limit, so not need to evaluate the average.

Standard:	FCC Part 90Y	Test Distance:	3 m
Test item:	Harmonic		
Frequency:	4987.5 MHz		
Mode:	Mode 4		
Ant.Polar.:	Horizontal		

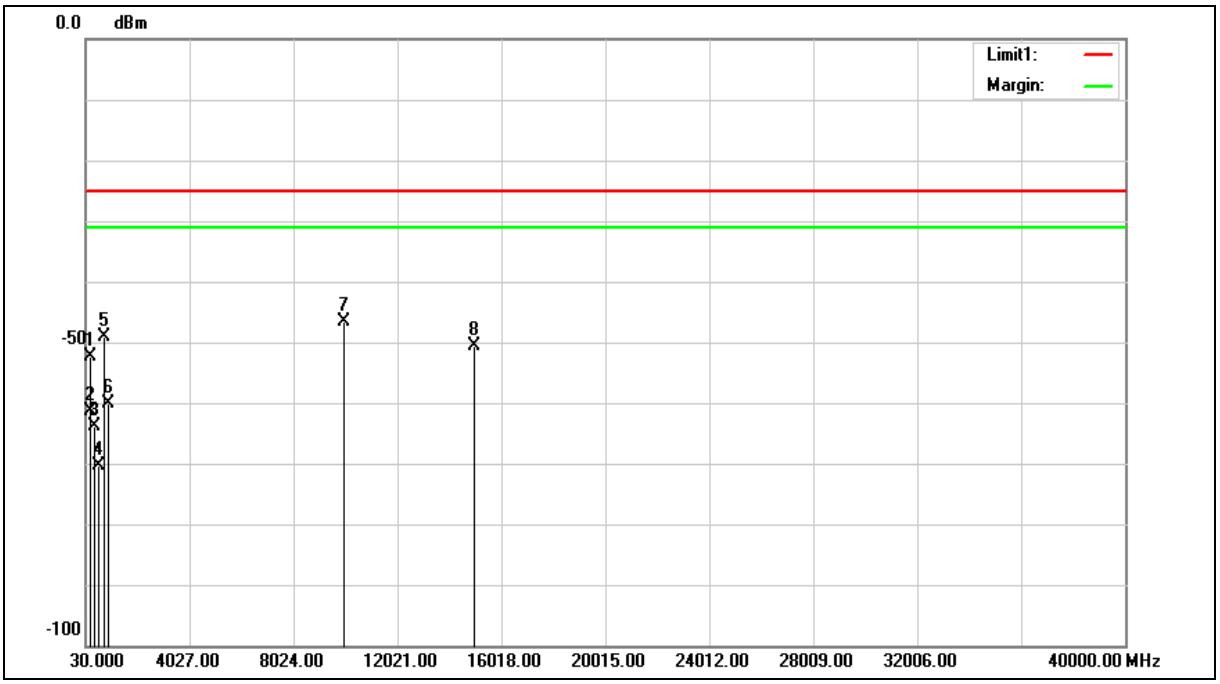

Standard:	FCC Part 90Y	Test Distance:	3 m
Test item:	Harmonic		
Frequency:	4987.5 MHz		
Mode:	Mode 4		
Ant.Polar.:	Horizontal		

No.	Frequency (MHz)	Reading (dBm)	Correct Factor (dB)	Result (dBm)	Limit (dBm)	Margin (dB)	Remark
1	174.5300	-50.66	-1.65	-52.31	-25.00	-27.31	RMS
2	228.8500	-58.66	-2.64	-61.30	-25.00	-36.30	RMS
3	349.1300	-63.67	-0.10	-63.77	-25.00	-38.77	RMS
4	523.7300	-73.58	3.20	-70.38	-25.00	-45.38	RMS
5	719.6700	-56.43	7.36	-49.07	-25.00	-24.07	RMS
6	900.0900	-70.08	9.96	-60.12	-25.00	-35.12	RMS
7	9975.000	-71.77	25.23	-46.54	-25.00	-21.54	RMS
8	14962.500	-80.90	30.24	-50.66	-25.00	-25.66	RMS

Note:1.Result (dBuV/m) = Correct Factor (dB/m) + Reading(dBuV).

2.Correction factor (dB/m) = Antenna Factor (dB/m) + Cable loss (dB) – Pre-Amplifier gain (dB).

3.When the peak results are less than average limit, so not need to evaluate the average.

Standard:	FCC Part 90Y	Test Distance:	3 m
Test item:	Harmonic		
Frequency:	4987.5 MHz		
Mode:	Mode 4		
Ant.Polar.:	Vertical		

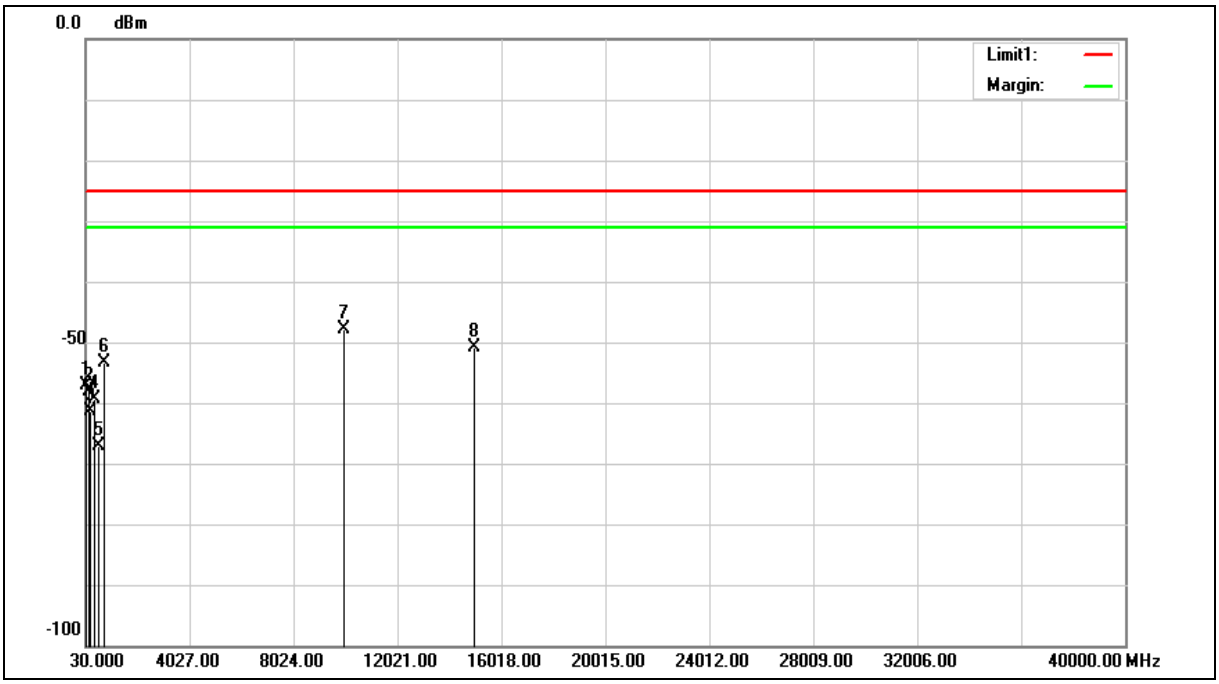

Standard:	FCC Part 90Y	Test Distance:	3 m
Test item:	Harmonic		
Frequency:	4987.5 MHz		
Mode:	Mode 4		
Ant.Polar.:	Vertical		

No.	Frequency (MHz)	Reading (dBm)	Correct Factor (dB)	Result (dBm)	Limit (dBm)	Margin (dB)	Remark
1	49.4000	-55.31	-1.76	-57.07	-25.00	-32.07	RMS
2	149.3100	-58.01	-0.15	-58.16	-25.00	-33.16	RMS
3	227.8800	-58.67	-2.70	-61.37	-25.00	-36.37	RMS
4	359.8000	-59.41	0.13	-59.28	-25.00	-34.28	RMS
5	523.7300	-70.31	3.20	-67.11	-25.00	-42.11	RMS
6	719.6700	-60.77	7.36	-53.41	-25.00	-28.41	RMS
7	9975.000	-73.08	25.23	-47.85	-25.00	-22.85	RMS
8	14962.500	-81.08	30.24	-50.84	-25.00	-25.84	RMS

Note:1.Result (dBuV/m) = Correct Factor (dB/m) + Reading(dBuV).

2.Correction factor (dB/m) = Antenna Factor (dB/m) + Cable loss (dB) – Pre-Amplifier gain (dB).

3.When the peak results are less than average limit, so not need to evaluate the average.

Standard:	FCC Part 90Y	Test Distance:	3 m
Test item:	Harmonic		
Frequency:	4945 MHz		
Mode:	Mode 5		
Ant.Polar.:	Horizontal		

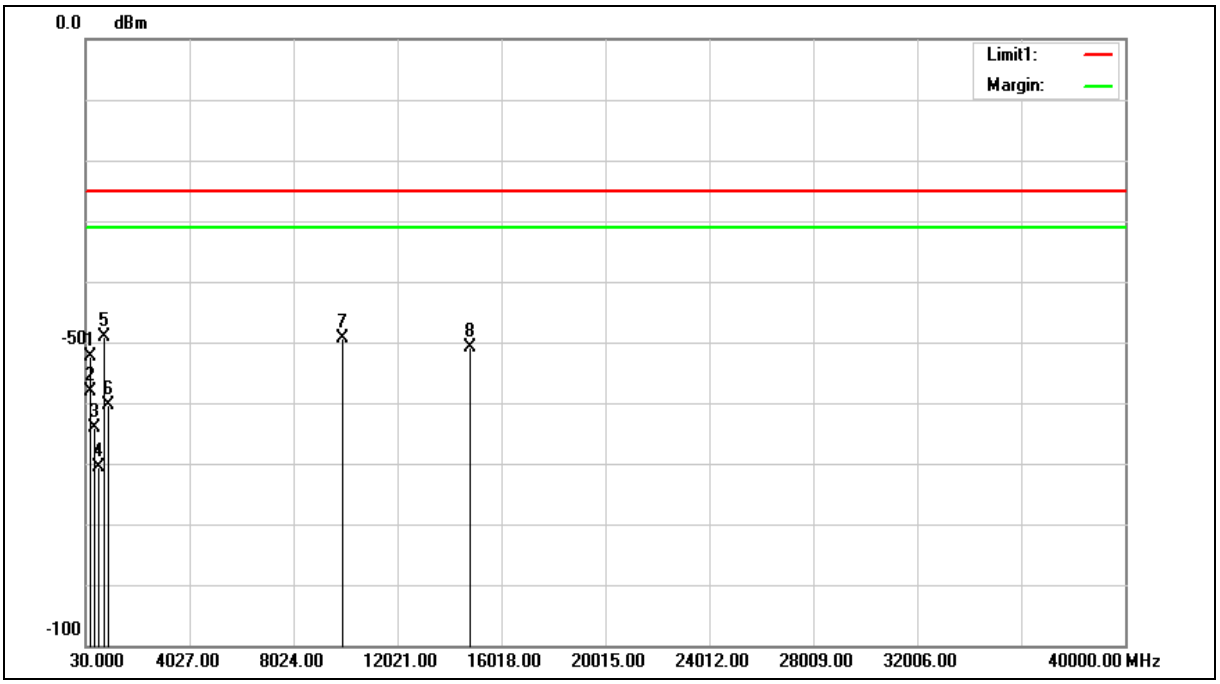

Standard:	FCC Part 90Y	Test Distance:	3 m
Test item:	Harmonic		
Frequency:	4945 MHz		
Mode:	Mode 5		
Ant.Polar.:	Horizontal		

No.	Frequency (MHz)	Reading (dBm)	Correct Factor (dB)	Result (dBm)	Limit (dBm)	Margin (dB)	Remark
1	174.5300	-50.68	-1.65	-52.33	-25.00	-27.33	RMS
2	227.8800	-55.33	-2.70	-58.03	-25.00	-33.03	RMS
3	349.1300	-63.92	-0.10	-64.02	-25.00	-39.02	RMS
4	523.7300	-73.92	3.20	-70.72	-25.00	-45.72	RMS
5	719.6700	-56.50	7.36	-49.14	-25.00	-24.14	RMS
6	900.0900	-70.43	9.96	-60.47	-25.00	-35.47	RMS
7	9890.000	-74.28	25.03	-49.25	-25.00	-24.25	RMS
8	14835.000	-80.80	30.03	-50.77	-25.00	-25.77	RMS

Note:1.Result (dBuV/m) = Correct Factor (dB/m) + Reading(dBuV).

2.Correction factor (dB/m) = Antenna Factor (dB/m) + Cable loss (dB) – Pre-Amplifier gain (dB).

3.When the peak results are less than average limit, so not need to evaluate the average.

Standard:	FCC Part 90Y	Test Distance:	3 m
Test item:	Harmonic		
Frequency:	4945 MHz		
Mode:	Mode 5		
Ant.Polar.:	Vertical		

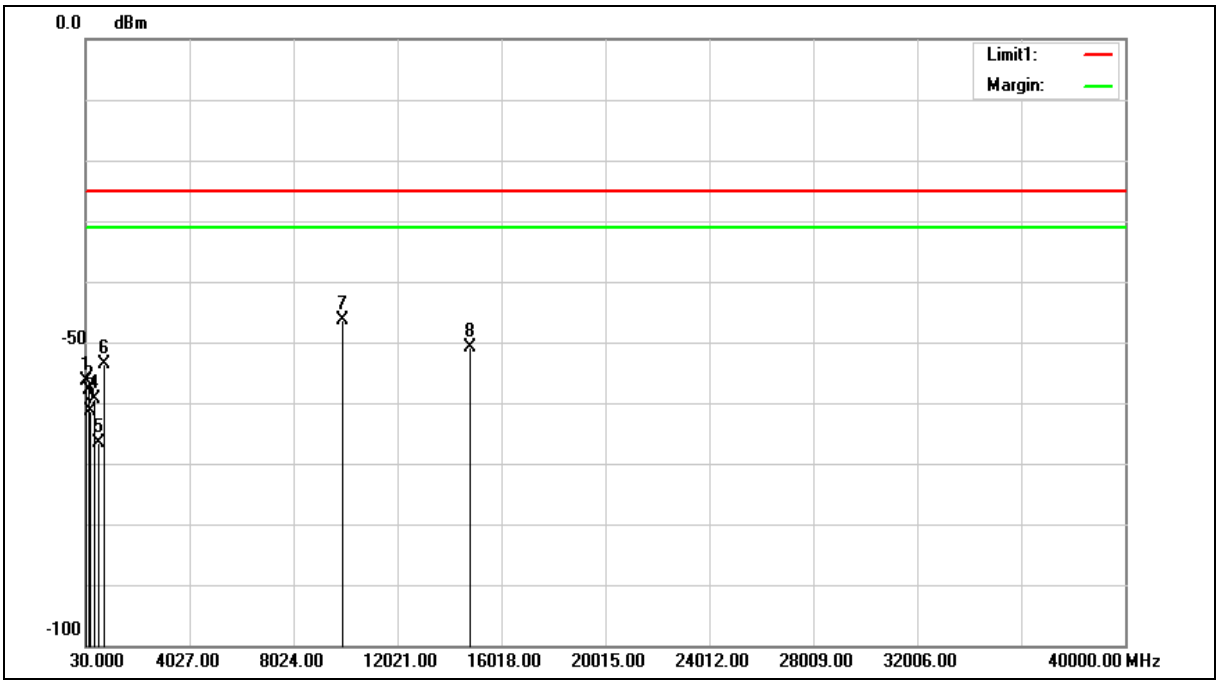

Standard:	FCC Part 90Y	Test Distance:	3 m
Test item:	Harmonic		
Frequency:	4945 MHz		
Mode:	Mode 5		
Ant.Polar.:	Vertical		

No.	Frequency (MHz)	Reading (dBm)	Correct Factor (dB)	Result (dBm)	Limit (dBm)	Margin (dB)	Remark
1	48.4300	-54.65	-1.74	-56.39	-25.00	-31.39	RMS
2	143.4900	-57.12	-0.63	-57.75	-25.00	-32.75	RMS
3	227.8800	-58.65	-2.70	-61.35	-25.00	-36.35	RMS
4	359.8000	-59.58	0.13	-59.45	-25.00	-34.45	RMS
5	500.4500	-69.60	2.96	-66.64	-25.00	-41.64	RMS
6	719.6700	-60.88	7.36	-53.52	-25.00	-28.52	RMS
7	9890.000	-71.41	25.03	-46.38	-25.00	-21.38	RMS
8	14835.000	-80.92	30.03	-50.89	-25.00	-25.89	RMS

Note:1.Result (dBuV/m) = Correct Factor (dB/m) + Reading(dBuV).

2.Correction factor (dB/m) = Antenna Factor (dB/m) + Cable loss (dB) – Pre-Amplifier gain (dB).

3.When the peak results are less than average limit, so not need to evaluate the average.

Standard:	FCC Part 90Y	Test Distance:	3 m
Test item:	Harmonic		
Frequency:	4965 MHz		
Mode:	Mode 5		
Ant.Polar.:	Horizontal		

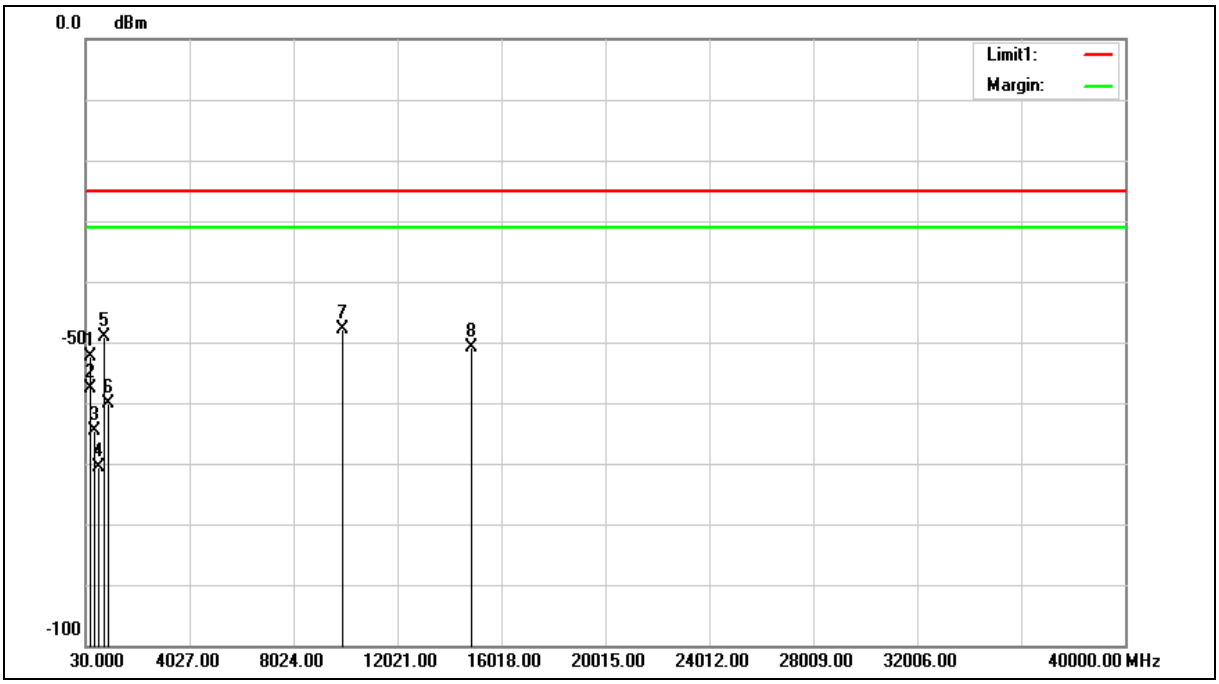

Standard:	FCC Part 90Y	Test Distance:	3 m
Test item:	Harmonic		
Frequency:	4965 MHz		
Mode:	Mode 5		
Ant.Polar.:	Horizontal		

No.	Frequency (MHz)	Reading (dBm)	Correct Factor (dB)	Result (dBm)	Limit (dBm)	Margin (dB)	Remark
1	174.5300	-50.69	-1.65	-52.34	-25.00	-27.34	RMS
2	227.8800	-54.97	-2.70	-57.67	-25.00	-32.67	RMS
3	349.1300	-64.42	-0.10	-64.52	-25.00	-39.52	RMS
4	523.7300	-73.84	3.20	-70.64	-25.00	-45.64	RMS
5	719.6700	-56.52	7.36	-49.16	-25.00	-24.16	RMS
6	900.0900	-70.11	9.96	-60.15	-25.00	-35.15	RMS
7	9930.000	-72.88	25.13	-47.75	-25.00	-22.75	RMS
8	14895.000	-80.96	30.13	-50.83	-25.00	-25.83	RMS

Note:1.Result (dBuV/m) = Correct Factor (dB/m) + Reading(dBuV).

2.Correction factor (dB/m) = Antenna Factor (dB/m) + Cable loss (dB) – Pre-Amplifier gain (dB).

3.When the peak results are less than average limit, so not need to evaluate the average.

Standard:	FCC Part 90Y	Test Distance:	3 m
Test item:	Harmonic		
Frequency:	4965 MHz		
Mode:	Mode 5		
Ant.Polar.:	Vertical		

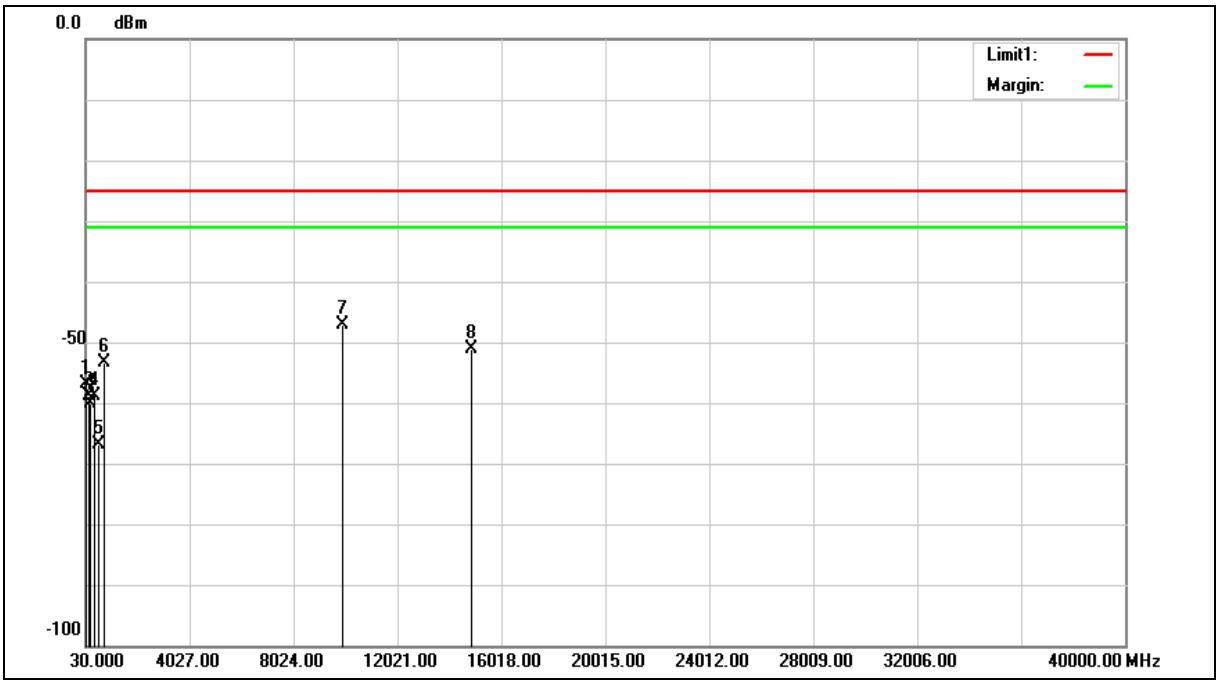

Standard:	FCC Part 90Y	Test Distance:	3 m
Test item:	Harmonic		
Frequency:	4965 MHz		
Mode:	Mode 5		
Ant.Polar.:	Vertical		

No.	Frequency (MHz)	Reading (dBm)	Correct Factor (dB)	Result (dBm)	Limit (dBm)	Margin (dB)	Remark
1	49.4000	-55.04	-1.76	-56.80	-25.00	-31.80	RMS
2	149.3100	-58.67	-0.15	-58.82	-25.00	-33.82	RMS
3	227.8800	-57.53	-2.70	-60.23	-25.00	-35.23	RMS
4	359.8000	-59.06	0.13	-58.93	-25.00	-33.93	RMS
5	500.4500	-69.64	2.70	-66.94	-25.00	-41.94	RMS
6	719.6700	-60.78	7.36	-53.42	-25.00	-28.42	RMS
7	9930.000	-72.21	25.13	-47.08	-25.00	-22.08	RMS
8	14895.000	-81.33	30.13	-51.20	-25.00	-26.20	RMS

Note:1.Result (dBuV/m) = Correct Factor (dB/m) + Reading(dBuV).

2.Correction factor (dB/m) = Antenna Factor (dB/m) + Cable loss (dB) – Pre-Amplifier gain (dB).

3.When the peak results are less than average limit, so not need to evaluate the average.

Standard:	FCC Part 90Y	Test Distance:	3 m
Test item:	Harmonic		
Frequency:	4985 MHz		
Mode:	Mode 5		
Ant.Polar.:	Horizontal		

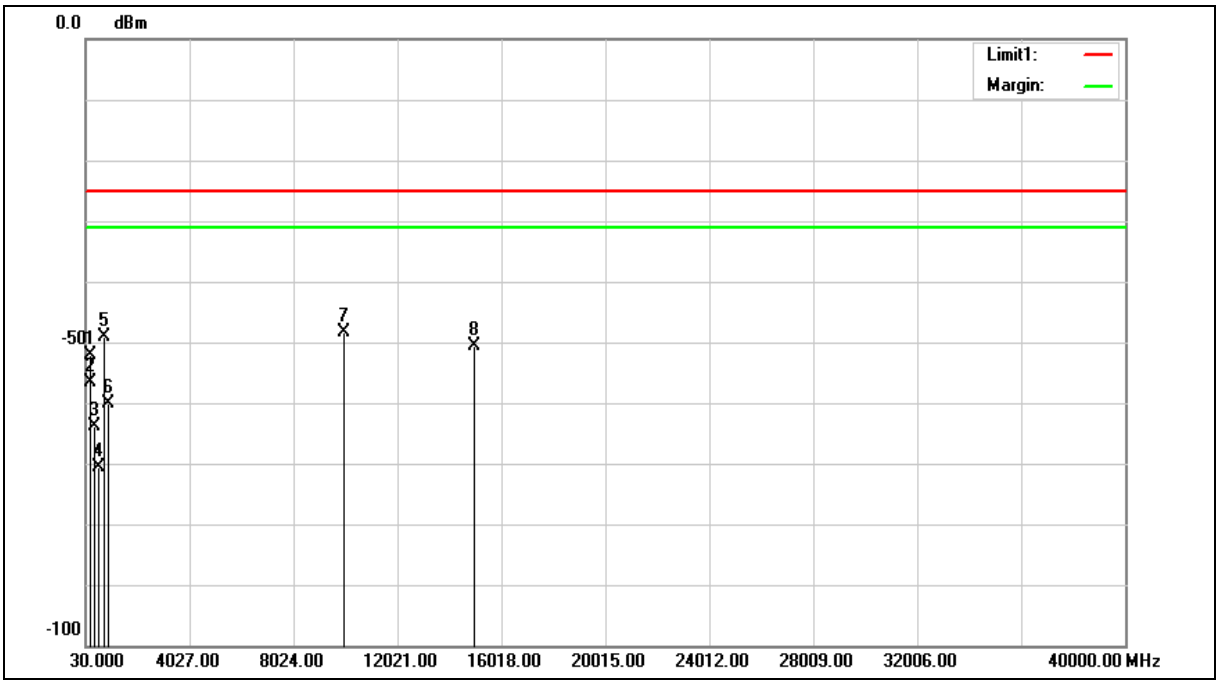

Standard:	FCC Part 90Y	Test Distance:	3 m
Test item:	Harmonic		
Frequency:	4985 MHz		
Mode:	Mode 5		
Ant.Polar.:	Horizontal		

No.	Frequency (MHz)	Reading (dBm)	Correct Factor (dB)	Result (dBm)	Limit (dBm)	Margin (dB)	Remark
1	174.5300	-50.37	-1.65	-52.02	-25.00	-27.02	RMS
2	227.8800	-53.97	-2.70	-56.67	-25.00	-31.67	RMS
3	349.1300	-63.76	-0.10	-63.86	-25.00	-38.86	RMS
4	524.7000	-73.76	3.22	-70.54	-25.00	-45.54	RMS
5	719.6700	-56.49	7.36	-49.13	-25.00	-24.13	RMS
6	900.0900	-70.19	9.96	-60.23	-25.00	-35.23	RMS
7	9970.000	-73.58	25.20	-48.38	-25.00	-23.38	RMS
8	14955.000	-80.91	30.24	-50.67	-25.00	-25.67	RMS

Note:1.Result (dBuV/m) = Correct Factor (dB/m) + Reading(dBuV).

2.Correction factor (dB/m) = Antenna Factor (dB/m) + Cable loss (dB) – Pre-Amplifier gain (dB).

3.When the peak results are less than average limit, so not need to evaluate the average.

Standard:	FCC Part 90Y	Test Distance:	3 m
Test item:	Harmonic		
Frequency:	4985 MHz		
Mode:	Mode 5		
Ant.Polar.:	Vertical		

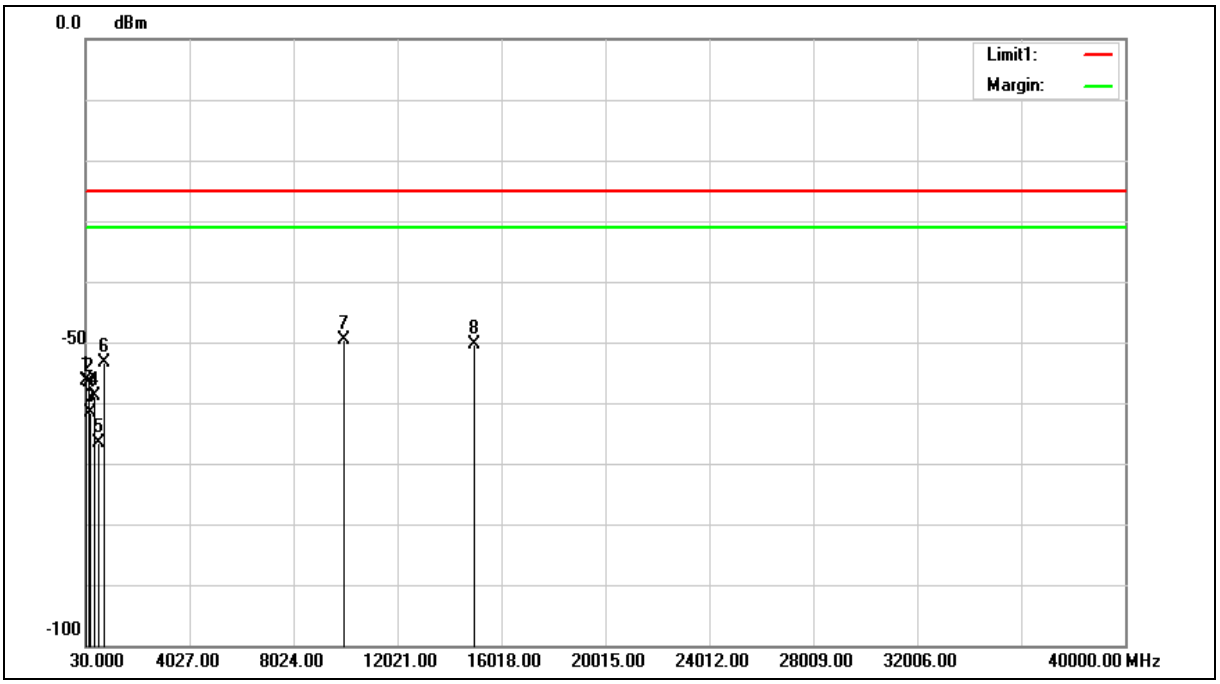

Standard:	FCC Part 90Y	Test Distance:	3 m
Test item:	Harmonic		
Frequency:	4985 MHz		
Mode:	Mode 5		
Ant.Polar.:	Vertical		

No.	Frequency (MHz)	Reading (dBm)	Correct Factor (dB)	Result (dBm)	Limit (dBm)	Margin (dB)	Remark
1	49.4000	-54.53	-1.76	-56.29	-25.00	-31.29	RMS
2	144.4600	-56.05	-0.57	-56.62	-25.00	-31.62	RMS
3	227.8800	-58.91	-2.70	-61.61	-25.00	-36.61	RMS
4	359.8000	-58.97	0.13	-58.84	-25.00	-33.84	RMS
5	500.4500	-69.39	2.70	-66.69	-25.00	-41.69	RMS
6	719.6700	-60.78	7.36	-53.42	-25.00	-28.42	RMS
7	9970.000	-74.83	25.20	-49.63	-25.00	-24.63	RMS
8	14955.000	-80.65	30.24	-50.41	-25.00	-25.41	RMS

Note:1.Result (dBuV/m) = Correct Factor (dB/m) + Reading(dBuV).

2.Correction factor (dB/m) = Antenna Factor (dB/m) + Cable loss (dB) – Pre-Amplifier gain (dB).

3.When the peak results are less than average limit, so not need to evaluate the average.

Standard:	FCC Part 90Y	Test Distance:	3 m
Test item:	Harmonic		
Frequency:	4950 MHz		
Mode:	Mode 6		
Ant.Polar.:	Horizontal		

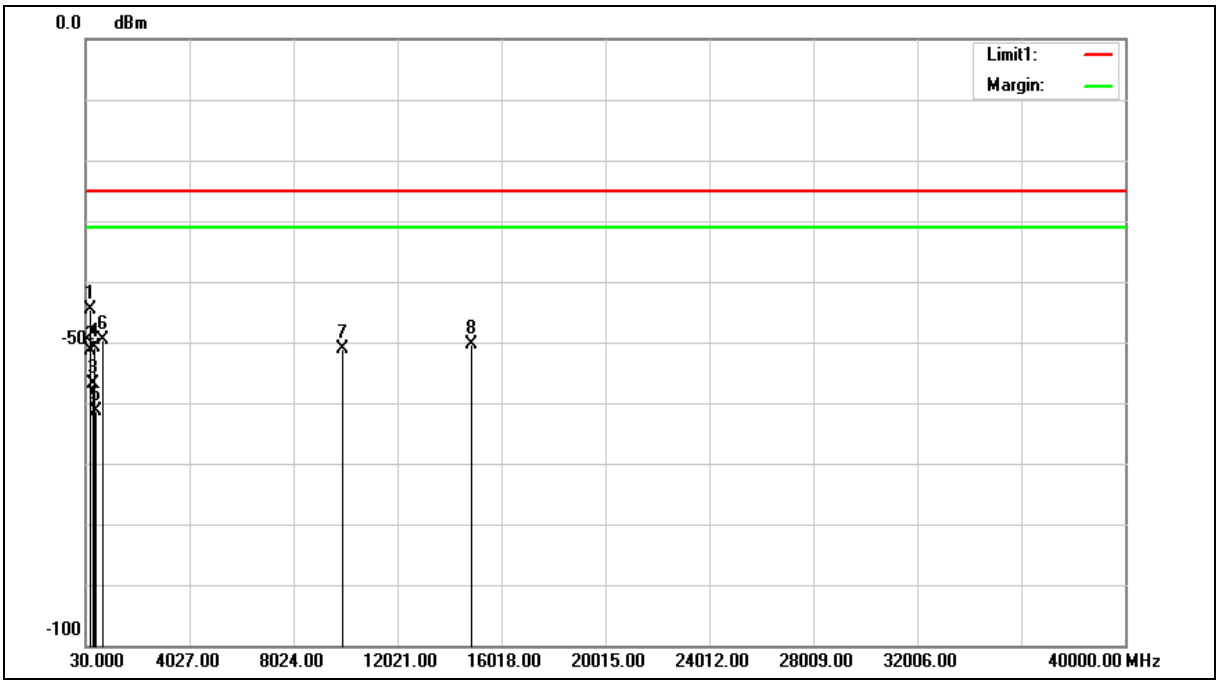

Standard:	FCC Part 90Y	Test Distance:	3 m
Test item:	Harmonic		
Frequency:	4950 MHz		
Mode:	Mode 6		
Ant.Polar.:	Horizontal		

No.	Frequency (MHz)	Reading (dBm)	Correct Factor (dB)	Result (dBm)	Limit (dBm)	Margin (dB)	Remark
1	174.5300	-42.91	-1.71	-44.62	-25.00	-19.62	RMS
2	227.8800	-48.86	-2.62	-51.48	-25.00	-26.48	RMS
3	311.3000	-56.43	-0.35	-56.78	-25.00	-31.78	RMS
4	359.8000	-51.17	0.37	-50.80	-25.00	-25.80	RMS
5	400.5400	-62.50	1.07	-61.43	-25.00	-36.43	RMS
6	719.6700	-56.39	6.86	-49.53	-25.00	-24.53	RMS
7	9900.000	-76.26	25.13	-51.13	-25.00	-26.13	RMS
8	14850.000	-80.61	30.19	-50.42	-25.00	-25.42	RMS

Note:1.Result (dBuV/m) = Correct Factor (dB/m) + Reading(dBuV).

2.Correction factor (dB/m) = Antenna Factor (dB/m) + Cable loss (dB) – Pre-Amplifier gain (dB).

3.When the peak results are less than average limit, so not need to evaluate the average.

Standard:	FCC Part 90Y	Test Distance:	3 m
Test item:	Harmonic		
Frequency:	4950 MHz		
Mode:	Mode 6		
Ant.Polar.:	Vertical		

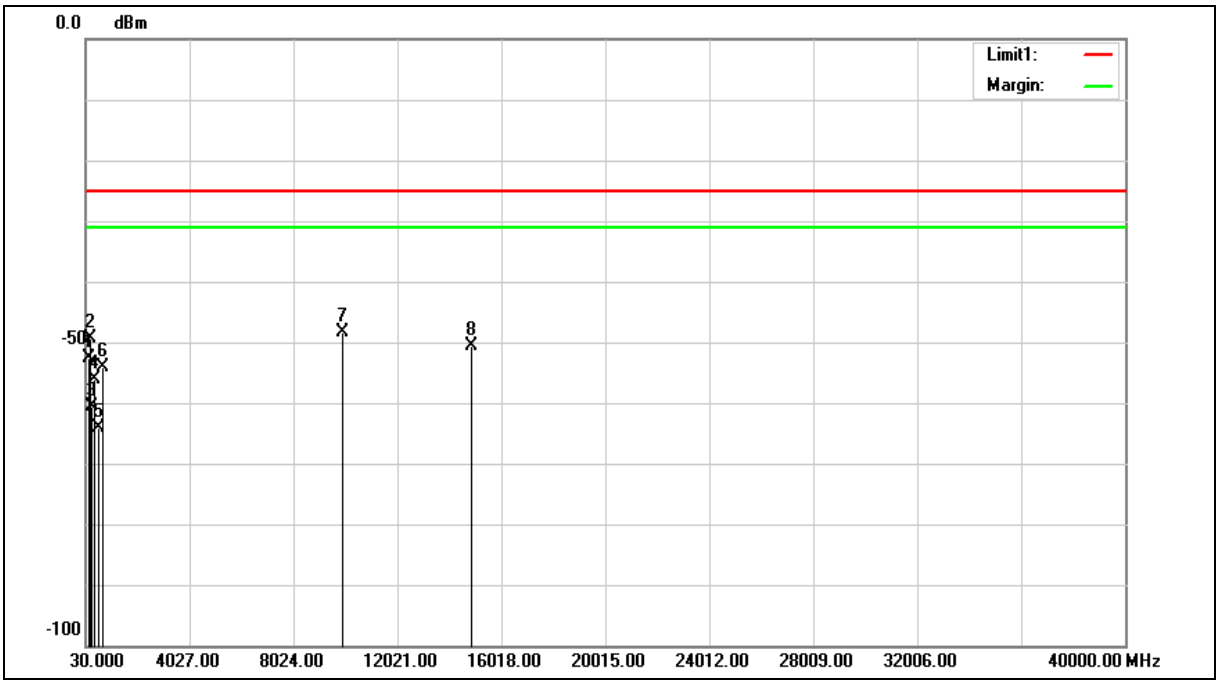

Standard:	FCC Part 90Y	Test Distance:	3 m
Test item:	Harmonic		
Frequency:	4950 MHz		
Mode:	Mode 6		
Ant.Polar.:	Vertical		

No.	Frequency (MHz)	Reading (dBm)	Correct Factor (dB)	Result (dBm)	Limit (dBm)	Margin (dB)	Remark
1	144.4600	-51.89	-0.63	-52.52	-25.00	-27.52	RMS
2	174.5300	-47.65	-1.71	-49.36	-25.00	-24.36	RMS
3	239.5200	-58.52	-2.15	-60.67	-25.00	-35.67	RMS
4	359.8000	-56.55	0.37	-56.18	-25.00	-31.18	RMS
5	524.7000	-67.22	3.09	-64.13	-25.00	-39.13	RMS
6	719.6700	-60.99	6.86	-54.13	-25.00	-29.13	RMS
7	9900.000	-73.48	25.13	-48.35	-25.00	-23.35	RMS
8	14850.000	-80.83	30.19	-50.64	-25.00	-25.64	RMS

Note:1.Result (dBuV/m) = Correct Factor (dB/m) + Reading(dBuV).

2.Correction factor (dB/m) = Antenna Factor (dB/m) + Cable loss (dB) – Pre-Amplifier gain (dB).

3.When the peak results are less than average limit, so not need to evaluate the average.

Standard:	FCC Part 90Y	Test Distance:	3 m
Test item:	Harmonic		
Frequency:	4965 MHz		
Mode:	Mode 6		
Ant.Polar.:	Horizontal		

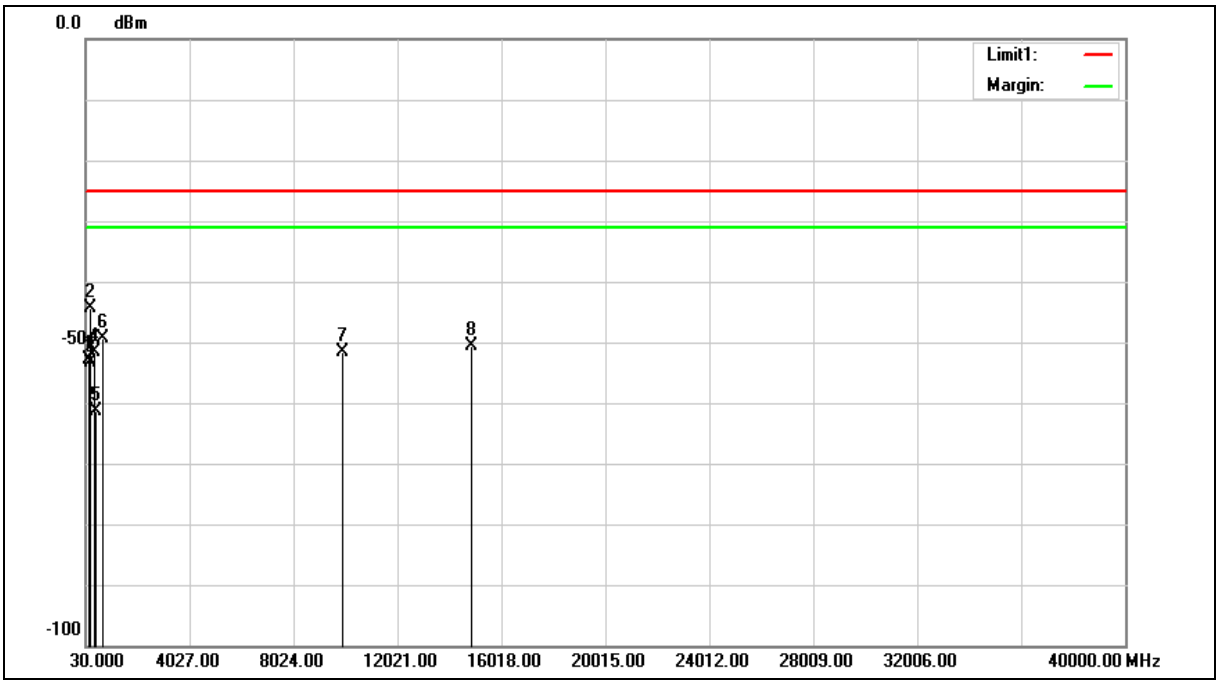

Standard:	FCC Part 90Y	Test Distance:	3 m
Test item:	Harmonic		
Frequency:	4965 MHz		
Mode:	Mode 6		
Ant.Polar.:	Horizontal		

No.	Frequency (MHz)	Reading (dBm)	Correct Factor (dB)	Result (dBm)	Limit (dBm)	Margin (dB)	Remark
1	149.3100	-52.68	-0.21	-52.89	-25.00	-27.89	RMS
2	174.5300	-42.66	-1.71	-44.37	-25.00	-19.37	RMS
3	227.8800	-50.84	-2.62	-53.46	-25.00	-28.46	RMS
4	359.8000	-51.99	0.37	-51.62	-25.00	-26.62	RMS
5	400.5400	-62.46	1.07	-61.39	-25.00	-36.39	RMS
6	719.6700	-56.34	6.86	-49.48	-25.00	-24.48	RMS
7	9930.000	-76.80	25.21	-51.59	-25.00	-26.59	RMS
8	14895.000	-80.83	30.25	-50.58	-25.00	-25.58	RMS

Note:1.Result (dBuV/m) = Correct Factor (dB/m) + Reading(dBuV).

2.Correction factor (dB/m) = Antenna Factor (dB/m) + Cable loss (dB) – Pre-Amplifier gain (dB).

3.When the peak results are less than average limit, so not need to evaluate the average.

Standard:	FCC Part 90Y	Test Distance:	3 m
Test item:	Harmonic		
Frequency:	4965 MHz		
Mode:	Mode 6		
Ant.Polar.:	Vertical		

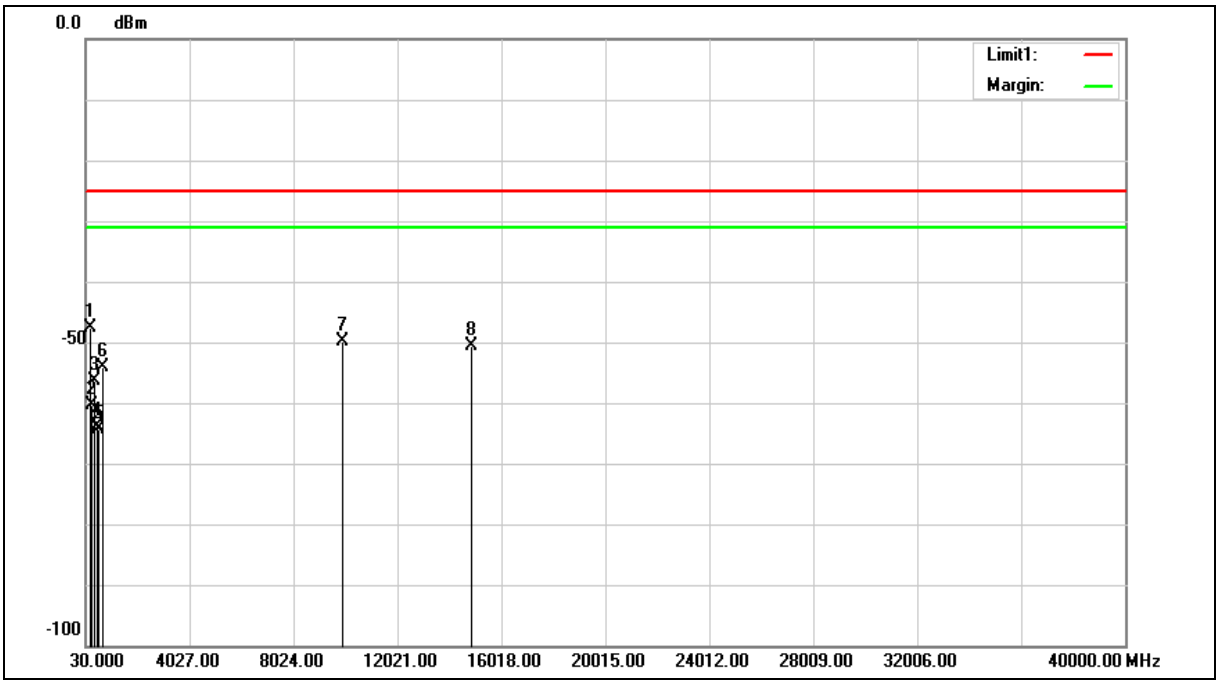

Standard:	FCC Part 90Y	Test Distance:	3 m
Test item:	Harmonic		
Frequency:	4965 MHz		
Mode:	Mode 6		
Ant.Polar.:	Vertical		

No.	Frequency (MHz)	Reading (dBm)	Correct Factor (dB)	Result (dBm)	Limit (dBm)	Margin (dB)	Remark
1	174.5300	-46.03	-1.71	-47.74	-25.00	-22.74	RMS
2	240.4900	-58.36	-2.12	-60.48	-25.00	-35.48	RMS
3	359.8000	-56.80	0.37	-56.43	-25.00	-31.43	RMS
4	436.4300	-65.59	1.72	-63.87	-25.00	-38.87	RMS
5	524.7000	-67.50	3.09	-64.41	-25.00	-39.41	RMS
6	719.6700	-60.95	6.86	-54.09	-25.00	-29.09	RMS
7	9930.000	-75.02	25.21	-49.81	-25.00	-24.81	RMS
8	14895.000	-80.94	30.25	-50.69	-25.00	-25.69	RMS

Note:1.Result (dBuV/m) = Correct Factor (dB/m) + Reading(dBuV).

2.Correction factor (dB/m) = Antenna Factor (dB/m) + Cable loss (dB) – Pre-Amplifier gain (dB).

3.When the peak results are less than average limit, so not need to evaluate the average.

Standard:	FCC Part 90Y	Test Distance:	3 m
Test item:	Harmonic		
Frequency:	4980 MHz		
Mode:	Mode 6		
Ant.Polar.:	Horizontal		

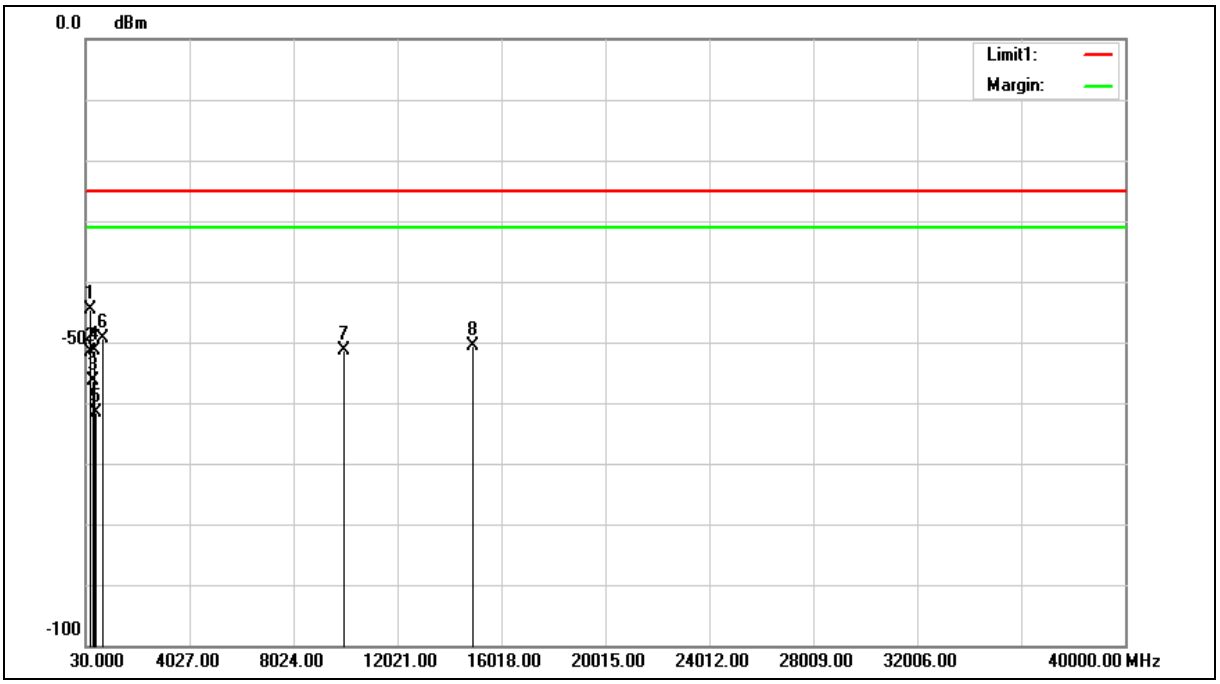

Standard:	FCC Part 90Y	Test Distance:	3 m
Test item:	Harmonic		
Frequency:	4980 MHz		
Mode:	Mode 6		
Ant.Polar.:	Horizontal		

No.	Frequency (MHz)	Reading (dBm)	Correct Factor (dB)	Result (dBm)	Limit (dBm)	Margin (dB)	Remark
1	174.5300	-42.92	-1.71	-44.63	-25.00	-19.63	RMS
2	227.8800	-49.10	-2.62	-51.72	-25.00	-26.72	RMS
3	312.2700	-56.13	-0.34	-56.47	-25.00	-31.47	RMS
4	359.8000	-51.78	0.37	-51.41	-25.00	-26.41	RMS
5	399.5700	-62.55	1.05	-61.50	-25.00	-36.50	RMS
6	719.6700	-56.28	6.86	-49.42	-25.00	-24.42	RMS
7	9960.000	-76.68	25.28	-51.40	-25.00	-26.40	RMS
8	14940.000	-80.84	30.32	-50.52	-25.00	-25.52	RMS

Note:1.Result (dBuV/m) = Correct Factor (dB/m) + Reading(dBuV).

2.Correction factor (dB/m) = Antenna Factor (dB/m) + Cable loss (dB) – Pre-Amplifier gain (dB).

3.When the peak results are less than average limit, so not need to evaluate the average.

Standard:	FCC Part 90Y	Test Distance:	3 m
Test item:	Harmonic		
Frequency:	4980 MHz		
Mode:	Mode 6		
Ant.Polar.:	Vertical		

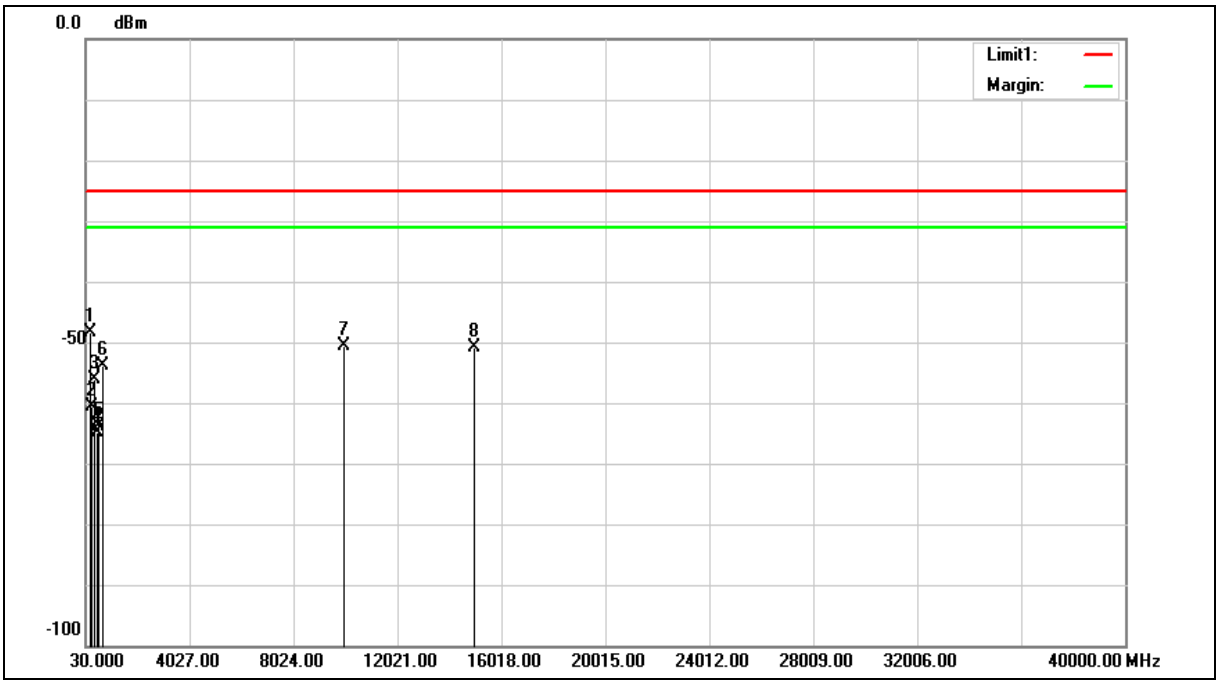

Standard:	FCC Part 90Y	Test Distance:	3 m
Test item:	Harmonic		
Frequency:	4980 MHz		
Mode:	Mode 6		
Ant.Polar.:	Vertical		

No.	Frequency (MHz)	Reading (dBm)	Correct Factor (dB)	Result (dBm)	Limit (dBm)	Margin (dB)	Remark
1	174.5300	-46.71	-1.71	-48.42	-25.00	-23.42	RMS
2	240.4900	-58.44	-2.12	-60.56	-25.00	-35.56	RMS
3	359.8000	-56.41	0.37	-56.04	-25.00	-31.04	RMS
4	437.4000	-66.70	1.73	-64.97	-25.00	-39.97	RMS
5	523.7300	-66.82	3.07	-63.75	-25.00	-38.75	RMS
6	719.6700	-60.79	6.86	-53.93	-25.00	-28.93	RMS
7	9960.000	-75.86	25.28	-50.58	-25.00	-25.58	RMS
8	14940.000	-81.09	30.32	-50.77	-25.00	-25.77	RMS

Note:1.Result (dBuV/m) = Correct Factor (dB/m) + Reading(dBuV).

2.Correction factor (dB/m) = Antenna Factor (dB/m) + Cable loss (dB) – Pre-Amplifier gain (dB).

3.When the peak results are less than average limit, so not need to evaluate the average.

Standard:	FCC Part 90Y	Test Distance:	3 m
Test item:	Harmonic		
Frequency:	4942.5 MHz		
Mode:	Mode 7		
Ant.Polar.:	Horizontal		

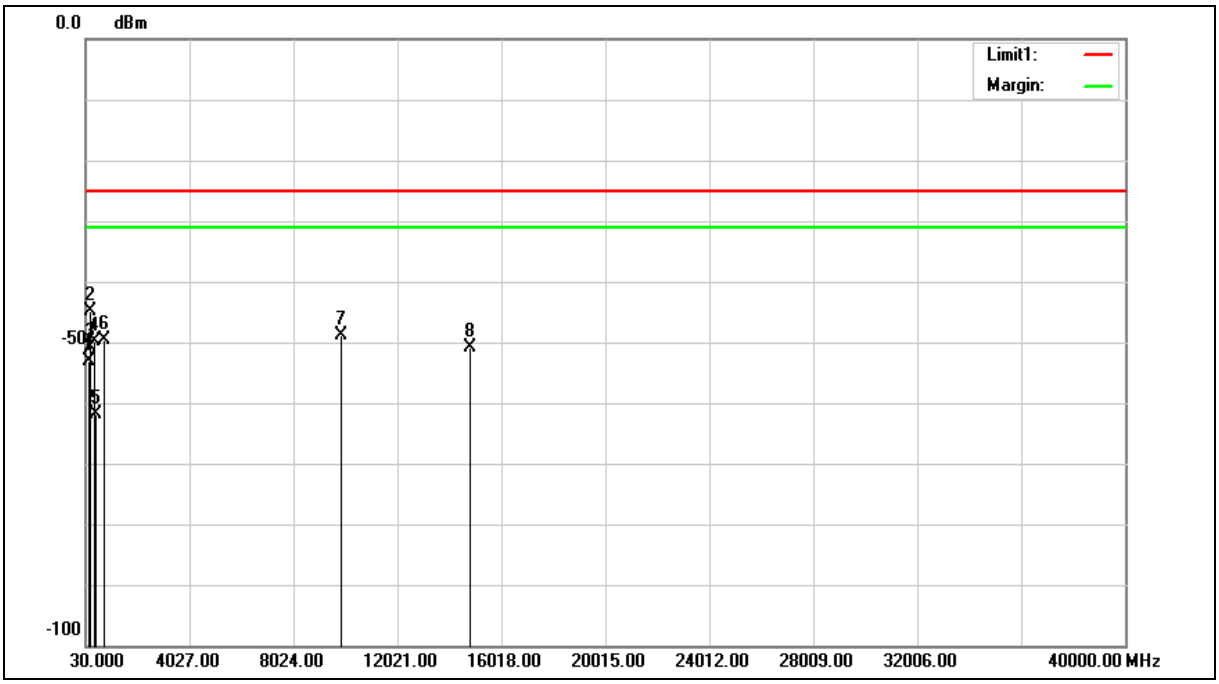

Standard:	FCC Part 90Y	Test Distance:	3 m
Test item:	Harmonic		
Frequency:	4942.5 MHz		
Mode:	Mode 7		
Ant.Polar.:	Horizontal		

No.	Frequency (MHz)	Reading (dBm)	Correct Factor (dB)	Result (dBm)	Limit (dBm)	Margin (dB)	Remark
1	144.4600	-52.55	-0.63	-53.18	-25.00	-28.18	RMS
2	174.5300	-43.27	-1.71	-44.98	-25.00	-19.98	RMS
3	227.8800	-48.29	-2.62	-50.91	-25.00	-25.91	RMS
4	359.8000	-50.35	0.37	-49.98	-25.00	-24.98	RMS
5	399.5700	-63.00	1.05	-61.95	-25.00	-36.95	RMS
6	719.6700	-56.45	6.86	-49.59	-25.00	-24.59	RMS
7	9885.000	-74.02	25.09	-48.93	-25.00	-23.93	RMS
8	14827.500	-81.02	30.14	-50.88	-25.00	-25.88	RMS

Note:1.Result (dBuV/m) = Correct Factor (dB/m) + Reading(dBuV).

2.Correction factor (dB/m) = Antenna Factor (dB/m) + Cable loss (dB) – Pre-Amplifier gain (dB).

3.When the peak results are less than average limit, so not need to evaluate the average.

Standard:	FCC Part 90Y	Test Distance:	3 m
Test item:	Harmonic		
Frequency:	4942.5 MHz		
Mode:	Mode 7		
Ant.Polar.:	Vertical		

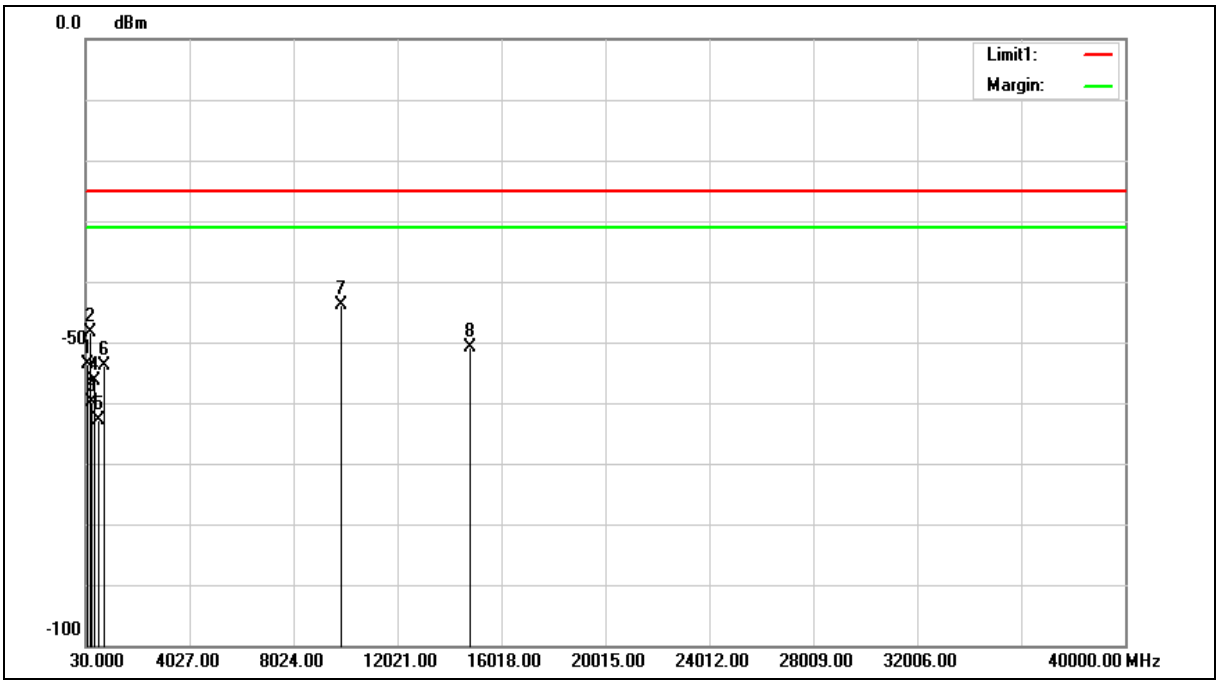

Standard:	FCC Part 90Y	Test Distance:	3 m
Test item:	Harmonic		
Frequency:	4942.5 MHz		
Mode:	Mode 7		
Ant.Polar.:	Vertical		

No.	Frequency (MHz)	Reading (dBm)	Correct Factor (dB)	Result (dBm)	Limit (dBm)	Margin (dB)	Remark
1	101.7800	-48.91	-4.70	-53.61	-25.00	-28.61	RMS
2	174.5300	-46.63	-1.71	-48.34	-25.00	-23.34	RMS
3	240.4900	-57.69	-2.12	-59.81	-25.00	-34.81	RMS
4	359.8000	-56.71	0.37	-56.34	-25.00	-31.34	RMS
5	522.7600	-65.96	3.06	-62.90	-25.00	-37.90	RMS
6	719.6700	-60.73	6.86	-53.87	-25.00	-28.87	RMS
7	9885.000	-68.96	25.09	-43.87	-25.00	-18.87	RMS
8	14827.500	-81.04	30.14	-50.90	-25.00	-25.90	RMS

Note:1.Result (dBuV/m) = Correct Factor (dB/m) + Reading(dBuV).

2.Correction factor (dB/m) = Antenna Factor (dB/m) + Cable loss (dB) – Pre-Amplifier gain (dB).

3.When the peak results are less than average limit, so not need to evaluate the average.

Standard:	FCC Part 90Y	Test Distance:	3 m
Test item:	Harmonic		
Frequency:	4967.5 MHz		
Mode:	Mode 7		
Ant.Polar.:	Horizontal		

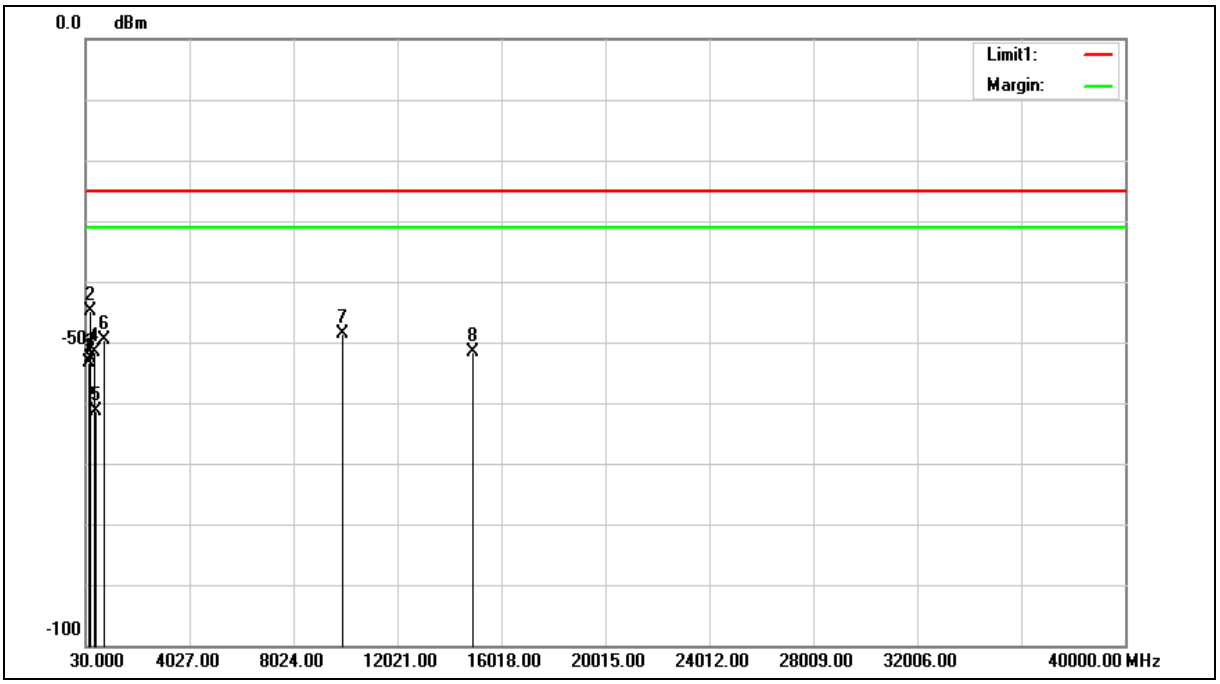

Standard:	FCC Part 90Y	Test Distance:	3 m
Test item:	Harmonic		
Frequency:	4967.5 MHz		
Mode:	Mode 7		
Ant.Polar.:	Horizontal		

No.	Frequency (MHz)	Reading (dBm)	Correct Factor (dB)	Result (dBm)	Limit (dBm)	Margin (dB)	Remark
1	144.4600	-52.84	-0.63	-53.47	-25.00	-28.47	RMS
2	174.5300	-43.06	-1.71	-44.77	-25.00	-19.77	RMS
3	227.8800	-49.92	-2.62	-52.54	-25.00	-27.54	RMS
4	359.8000	-51.96	0.37	-51.59	-25.00	-26.59	RMS
5	400.5400	-62.42	1.07	-61.35	-25.00	-36.35	RMS
6	719.6700	-56.56	6.86	-49.70	-25.00	-24.70	RMS
7	9935.000	-73.95	25.21	-48.74	-25.00	-23.74	RMS
8	14902.500	-81.93	30.27	-51.66	-25.00	-26.66	RMS

Note:1.Result (dBuV/m) = Correct Factor (dB/m) + Reading(dBuV).

2.Correction factor (dB/m) = Antenna Factor (dB/m) + Cable loss (dB) – Pre-Amplifier gain (dB).

3.When the peak results are less than average limit, so not need to evaluate the average.

Standard:	FCC Part 90Y	Test Distance:	3 m
Test item:	Harmonic		
Frequency:	4967.5 MHz		
Mode:	Mode 7		
Ant.Polar.:	Vertical		

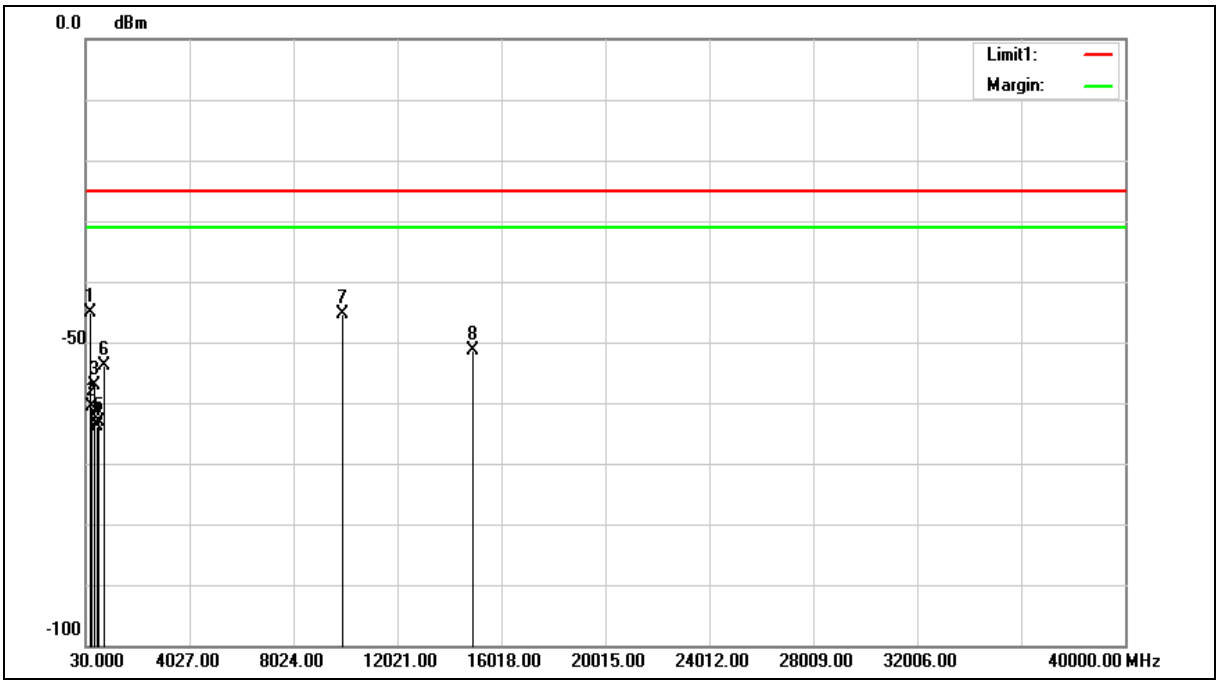

Standard:	FCC Part 90Y	Test Distance:	3 m
Test item:	Harmonic		
Frequency:	4967.5 MHz		
Mode:	Mode 7		
Ant.Polar.:	Vertical		

No.	Frequency (MHz)	Reading (dBm)	Correct Factor (dB)	Result (dBm)	Limit (dBm)	Margin (dB)	Remark
1	174.5300	-43.48	-1.71	-45.19	-25.00	-20.19	RMS
2	240.4900	-58.40	-2.12	-60.52	-25.00	-35.52	RMS
3	359.8000	-57.40	0.37	-57.03	-25.00	-32.03	RMS
4	436.4300	-65.63	1.72	-63.91	-25.00	-38.91	RMS
5	523.7300	-66.23	3.07	-63.16	-25.00	-38.16	RMS
6	719.6700	-60.82	6.86	-53.96	-25.00	-28.96	RMS
7	9935.000	-70.70	25.21	-45.49	-25.00	-20.49	RMS
8	14902.500	-81.53	30.27	-51.26	-25.00	-26.26	RMS

Note:1.Result (dBuV/m) = Correct Factor (dB/m) + Reading(dBuV).

2.Correction factor (dB/m) = Antenna Factor (dB/m) + Cable loss (dB) – Pre-Amplifier gain (dB).

3.When the peak results are less than average limit, so not need to evaluate the average.

Standard:	FCC Part 90Y	Test Distance:	3 m
Test item:	Harmonic		
Frequency:	4987.5 MHz		
Mode:	Mode 7		
Ant.Polar.:	Horizontal		

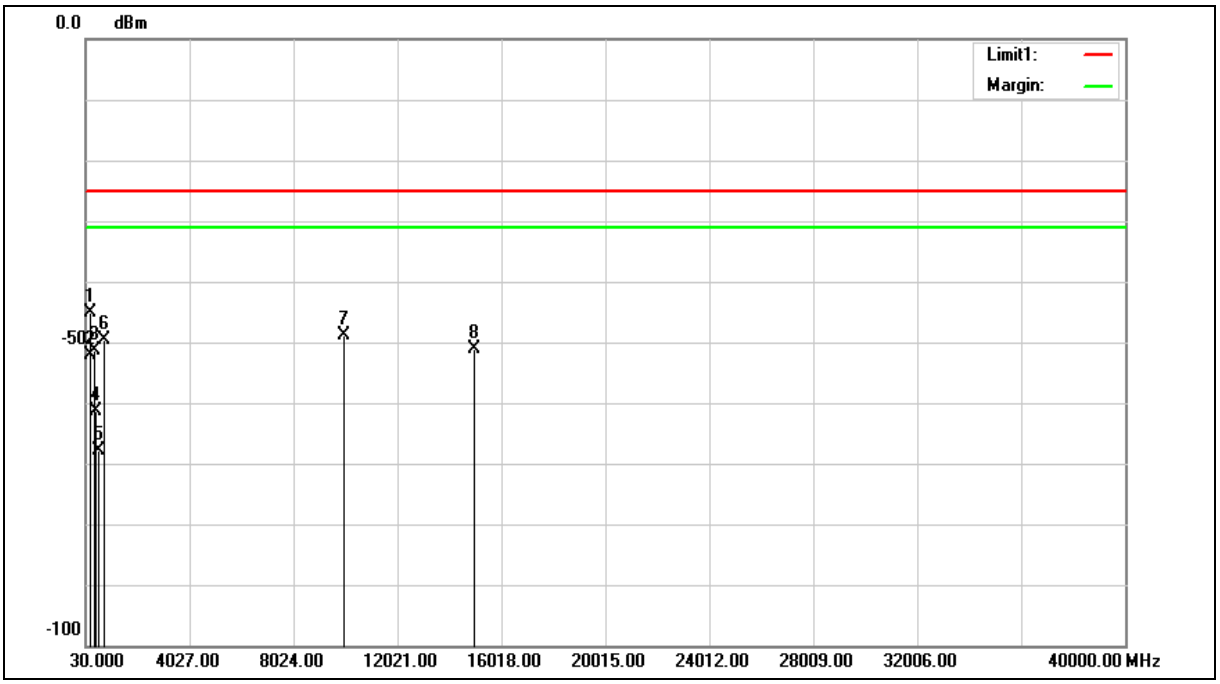

Standard:	FCC Part 90Y	Test Distance:	3 m
Test item:	Harmonic		
Frequency:	4987.5 MHz		
Mode:	Mode 7		
Ant.Polar.:	Horizontal		

No.	Frequency (MHz)	Reading (dBm)	Correct Factor (dB)	Result (dBm)	Limit (dBm)	Margin (dB)	Remark
1	174.5300	-43.39	-1.71	-45.10	-25.00	-20.10	RMS
2	227.8800	-49.48	-2.62	-52.10	-25.00	-27.10	RMS
3	359.8000	-51.83	0.37	-51.46	-25.00	-26.46	RMS
4	400.5400	-62.55	1.07	-61.48	-25.00	-36.48	RMS
5	515.9700	-70.72	2.94	-67.78	-25.00	-42.78	RMS
6	719.6700	-56.38	6.86	-49.52	-25.00	-24.52	RMS
7	9975.000	-74.16	25.33	-48.83	-25.00	-23.83	RMS
8	14962.500	-81.43	30.35	-51.08	-25.00	-26.08	RMS

Note:1.Result (dBuV/m) = Correct Factor (dB/m) + Reading(dBuV).

2.Correction factor (dB/m) = Antenna Factor (dB/m) + Cable loss (dB) – Pre-Amplifier gain (dB).

3.When the peak results are less than average limit, so not need to evaluate the average.

Standard:	FCC Part 90Y	Test Distance:	3 m
Test item:	Harmonic		
Frequency:	4987.5 MHz		
Mode:	Mode 7		
Ant.Polar.:	Vertical		

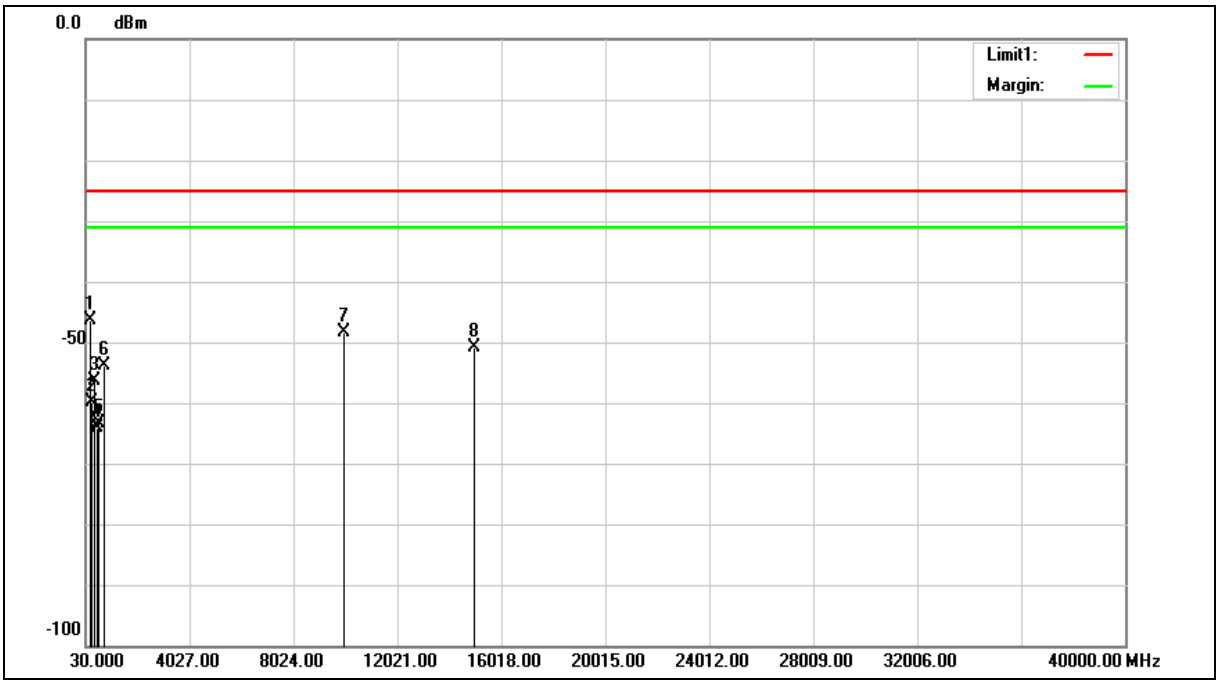

Standard:	FCC Part 90Y	Test Distance:	3 m
Test item:	Harmonic		
Frequency:	4987.5 MHz		
Mode:	Mode 7		
Ant.Polar.:	Vertical		

No.	Frequency (MHz)	Reading (dBm)	Correct Factor (dB)	Result (dBm)	Limit (dBm)	Margin (dB)	Remark
1	174.5300	-44.77	-1.71	-46.48	-25.00	-21.48	RMS
2	239.5200	-57.69	-2.15	-59.84	-25.00	-34.84	RMS
3	359.8000	-56.80	0.37	-56.43	-25.00	-31.43	RMS
4	436.4300	-65.80	1.72	-64.08	-25.00	-39.08	RMS
5	522.7600	-66.43	3.06	-63.37	-25.00	-38.37	RMS
6	719.6700	-60.74	6.86	-53.88	-25.00	-28.88	RMS
7	9975.000	-73.66	25.33	-48.33	-25.00	-23.33	RMS
8	14962.500	-81.21	30.35	-50.86	-25.00	-25.86	RMS

Note:1.Result (dBuV/m) = Correct Factor (dB/m) + Reading(dBuV).

2.Correction factor (dB/m) = Antenna Factor (dB/m) + Cable loss (dB) – Pre-Amplifier gain (dB).

3.When the peak results are less than average limit, so not need to evaluate the average.

Standard:	FCC Part 90Y	Test Distance:	3 m
Test item:	Harmonic		
Frequency:	4945 MHz		
Mode:	Mode 8		
Ant.Polar.:	Horizontal		

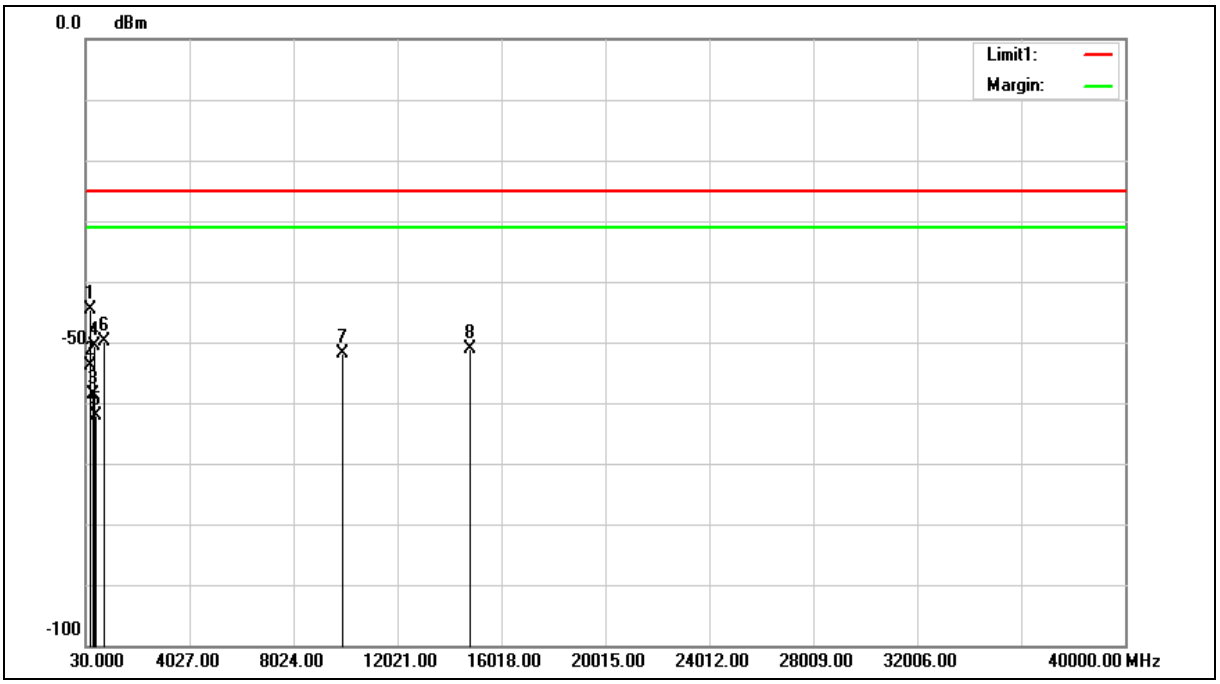

Standard:	FCC Part 90Y	Test Distance:	3 m
Test item:	Harmonic		
Frequency:	4945 MHz		
Mode:	Mode 8		
Ant.Polar.:	Horizontal		

No.	Frequency (MHz)	Reading (dBm)	Correct Factor (dB)	Result (dBm)	Limit (dBm)	Margin (dB)	Remark
1	174.5300	-42.83	-1.71	-44.54	-25.00	-19.54	RMS
2	227.8800	-51.16	-2.62	-53.78	-25.00	-28.78	RMS
3	299.6600	-58.18	-0.54	-58.72	-25.00	-33.72	RMS
4	359.8000	-51.02	0.37	-50.65	-25.00	-25.65	RMS
5	399.5700	-63.14	1.05	-62.09	-25.00	-37.09	RMS
6	719.6700	-56.68	6.86	-49.82	-25.00	-24.82	RMS
7	9890.000	-77.06	25.11	-51.95	-25.00	-26.95	RMS
8	14835.000	-81.36	30.17	-51.19	-25.00	-26.19	RMS

Note:1.Result (dBuV/m) = Correct Factor (dB/m) + Reading(dBuV).

2.Correction factor (dB/m) = Antenna Factor (dB/m) + Cable loss (dB) – Pre-Amplifier gain (dB).

3.When the peak results are less than average limit, so not need to evaluate the average.

Standard:	FCC Part 90Y	Test Distance:	3 m
Test item:	Harmonic		
Frequency:	4945 MHz		
Mode:	Mode 8		
Ant.Polar.:	Vertical		

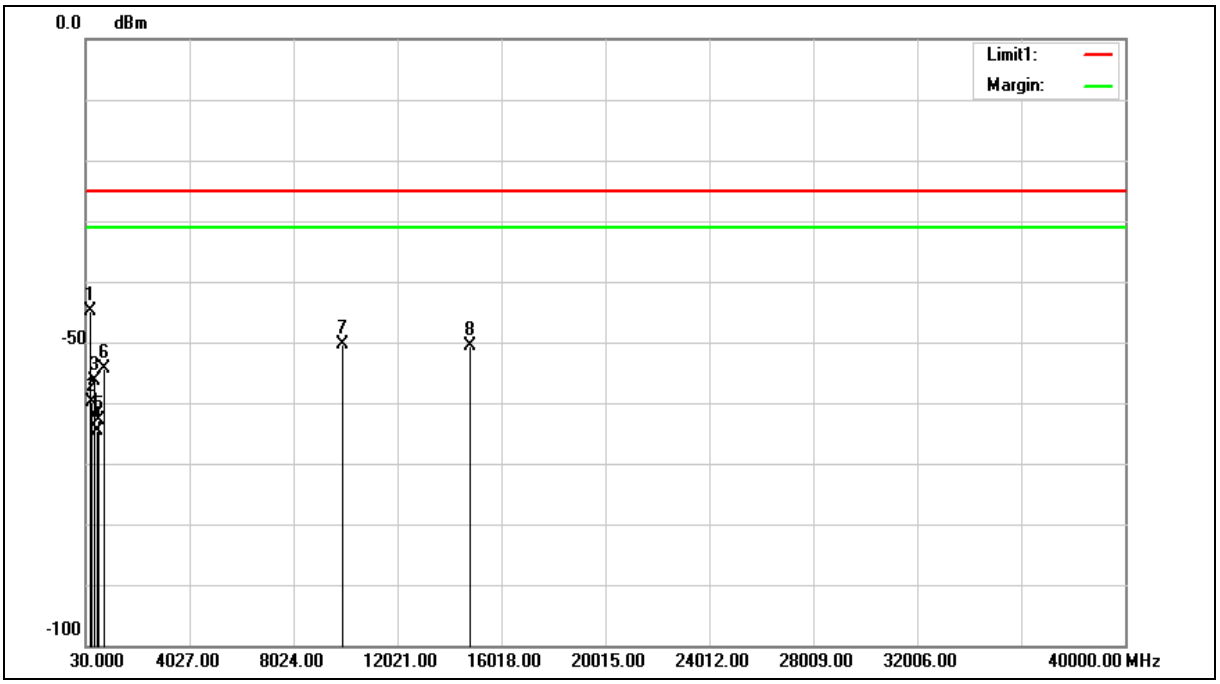

Standard:	FCC Part 90Y	Test Distance:	3 m
Test item:	Harmonic		
Frequency:	4945 MHz		
Mode:	Mode 8		
Ant.Polar.:	Vertical		

No.	Frequency (MHz)	Reading (dBm)	Correct Factor (dB)	Result (dBm)	Limit (dBm)	Margin (dB)	Remark
1	174.5300	-43.21	-1.71	-44.92	-25.00	-19.92	RMS
2	239.5200	-57.71	-2.15	-59.86	-25.00	-34.86	RMS
3	359.8000	-56.72	0.37	-56.35	-25.00	-31.35	RMS
4	436.4300	-66.43	1.72	-64.71	-25.00	-39.71	RMS
5	522.7600	-65.83	3.06	-62.77	-25.00	-37.77	RMS
6	719.6700	-61.25	6.86	-54.39	-25.00	-29.39	RMS
7	9890.000	-75.46	25.11	-50.35	-25.00	-25.35	RMS
8	14835.000	-80.69	30.17	-50.52	-25.00	-25.52	RMS

Note:1.Result (dBuV/m) = Correct Factor (dB/m) + Reading(dBuV).

2.Correction factor (dB/m) = Antenna Factor (dB/m) + Cable loss (dB) – Pre-Amplifier gain (dB).

3.When the peak results are less than average limit, so not need to evaluate the average.

Standard:	FCC Part 90Y	Test Distance:	3 m
Test item:	Harmonic		
Frequency:	4965 MHz		
Mode:	Mode 8		
Ant.Polar.:	Horizontal		

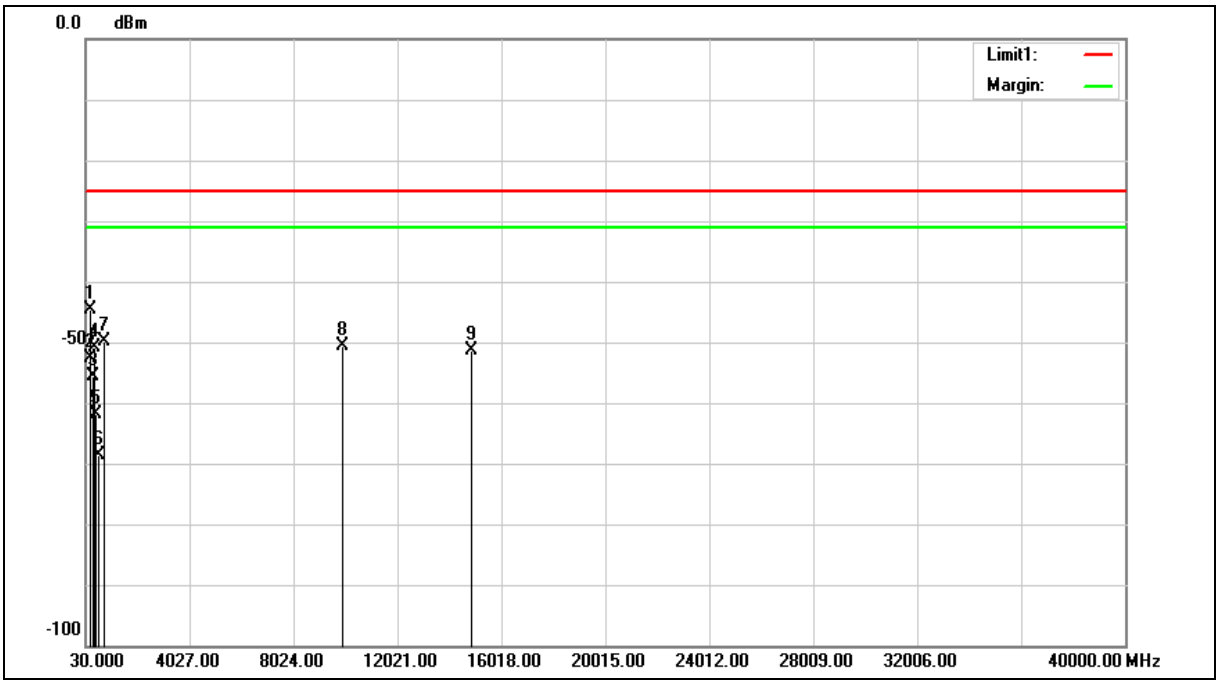

Standard:	FCC Part 90Y	Test Distance:	3 m
Test item:	Harmonic		
Frequency:	4965 MHz		
Mode:	Mode 8		
Ant.Polar.:	Horizontal		

No.	Frequency (MHz)	Reading (dBm)	Correct Factor (dB)	Result (dBm)	Limit (dBm)	Margin (dB)	Remark
1	174.5300	-42.89	-1.71	-44.60	-25.00	-19.60	RMS
2	228.8500	-50.12	-2.55	-52.67	-25.00	-27.67	RMS
3	312.2700	-55.37	-0.34	-55.71	-25.00	-30.71	RMS
4	359.8000	-51.34	0.37	-50.97	-25.00	-25.97	RMS
5	399.5700	-62.95	1.05	-61.90	-25.00	-36.90	RMS
6	522.7600	-71.80	3.06	-68.74	-25.00	-43.74	RMS
7	719.6700	-56.68	6.86	-49.82	-25.00	-24.82	RMS
8	9930.000	-75.83	25.21	-50.62	-25.00	-25.62	RMS
9	14895.000	-81.66	30.25	-51.41	-25.00	-26.41	RMS

Note:1.Result (dBuV/m) = Correct Factor (dB/m) + Reading(dBuV).

2.Correction factor (dB/m) = Antenna Factor (dB/m) + Cable loss (dB) – Pre-Amplifier gain (dB).

3.When the peak results are less than average limit, so not need to evaluate the average.

Standard:	FCC Part 90Y	Test Distance:	3 m
Test item:	Harmonic		
Frequency:	4965 MHz		
Mode:	Mode 8		
Ant.Polar.:	Vertical		

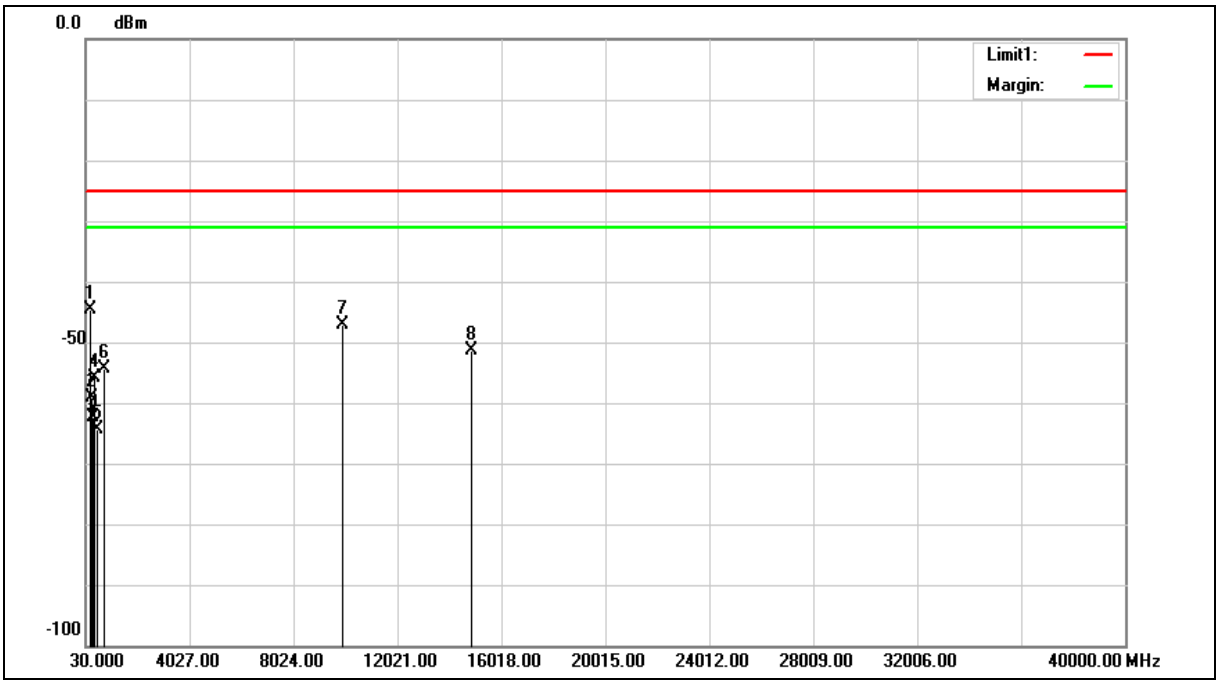

Standard:	FCC Part 90Y	Test Distance:	3 m
Test item:	Harmonic		
Frequency:	4965 MHz		
Mode:	Mode 8		
Ant.Polar.:	Vertical		

No.	Frequency (MHz)	Reading (dBm)	Correct Factor (dB)	Result (dBm)	Limit (dBm)	Margin (dB)	Remark
1	174.5300	-43.00	-1.71	-44.71	-25.00	-19.71	RMS
2	240.4900	-57.00	-2.12	-59.12	-25.00	-34.12	RMS
3	311.3000	-61.96	-0.35	-62.31	-25.00	-37.31	RMS
4	359.8000	-56.35	0.37	-55.98	-25.00	-30.98	RMS
5	436.4300	-66.17	1.72	-64.45	-25.00	-39.45	RMS
6	719.6700	-61.35	6.86	-54.49	-25.00	-29.49	RMS
7	9930.000	-72.24	25.21	-47.03	-25.00	-22.03	RMS
8	14895.000	-81.67	30.25	-51.42	-25.00	-26.42	RMS

Note:1.Result (dBuV/m) = Correct Factor (dB/m) + Reading(dBuV).

2.Correction factor (dB/m) = Antenna Factor (dB/m) + Cable loss (dB) – Pre-Amplifier gain (dB).

3.When the peak results are less than average limit, so not need to evaluate the average.

Standard:	FCC Part 90Y	Test Distance:	3 m
Test item:	Harmonic		
Frequency:	4985 MHz		
Mode:	Mode 8		
Ant.Polar.:	Horizontal		

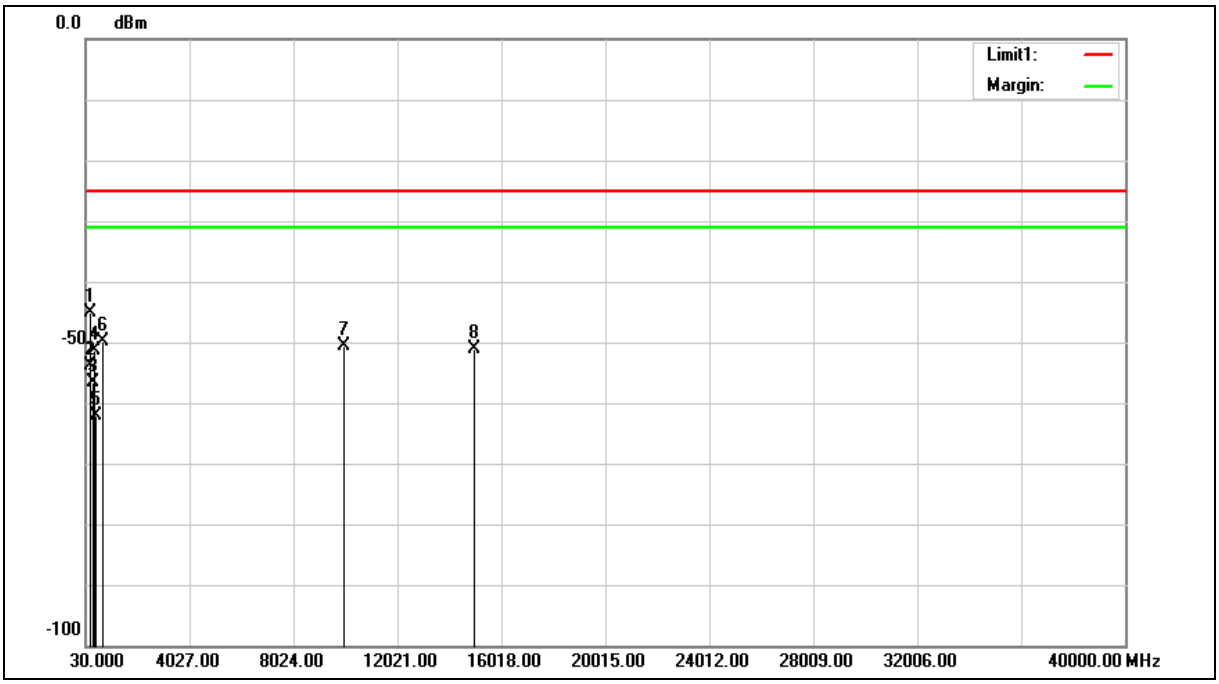

Standard:	FCC Part 90Y	Test Distance:	3 m
Test item:	Harmonic		
Frequency:	4985 MHz		
Mode:	Mode 8		
Ant.Polar.:	Horizontal		

No.	Frequency (MHz)	Reading (dBm)	Correct Factor (dB)	Result (dBm)	Limit (dBm)	Margin (dB)	Remark
1	174.5300	-43.31	-1.71	-45.02	-25.00	-20.02	RMS
2	227.8800	-51.35	-2.62	-53.97	-25.00	-28.97	RMS
3	312.2700	-56.22	-0.34	-56.56	-25.00	-31.56	RMS
4	359.8000	-51.73	0.37	-51.36	-25.00	-26.36	RMS
5	399.5700	-63.22	1.05	-62.17	-25.00	-37.17	RMS
6	719.6700	-56.70	6.86	-49.84	-25.00	-24.84	RMS
7	9970.000	-75.91	25.30	-50.61	-25.00	-25.61	RMS
8	14955.000	-81.56	30.35	-51.21	-25.00	-26.21	RMS

Note:1.Result (dBuV/m) = Correct Factor (dB/m) + Reading(dBuV).

2.Correction factor (dB/m) = Antenna Factor (dB/m) + Cable loss (dB) – Pre-Amplifier gain (dB).

3.When the peak results are less than average limit, so not need to evaluate the average.

Standard:	FCC Part 90Y	Test Distance:	3 m
Test item:	Harmonic		
Frequency:	4985 MHz		
Mode:	Mode 8		
Ant.Polar.:	Vertical		

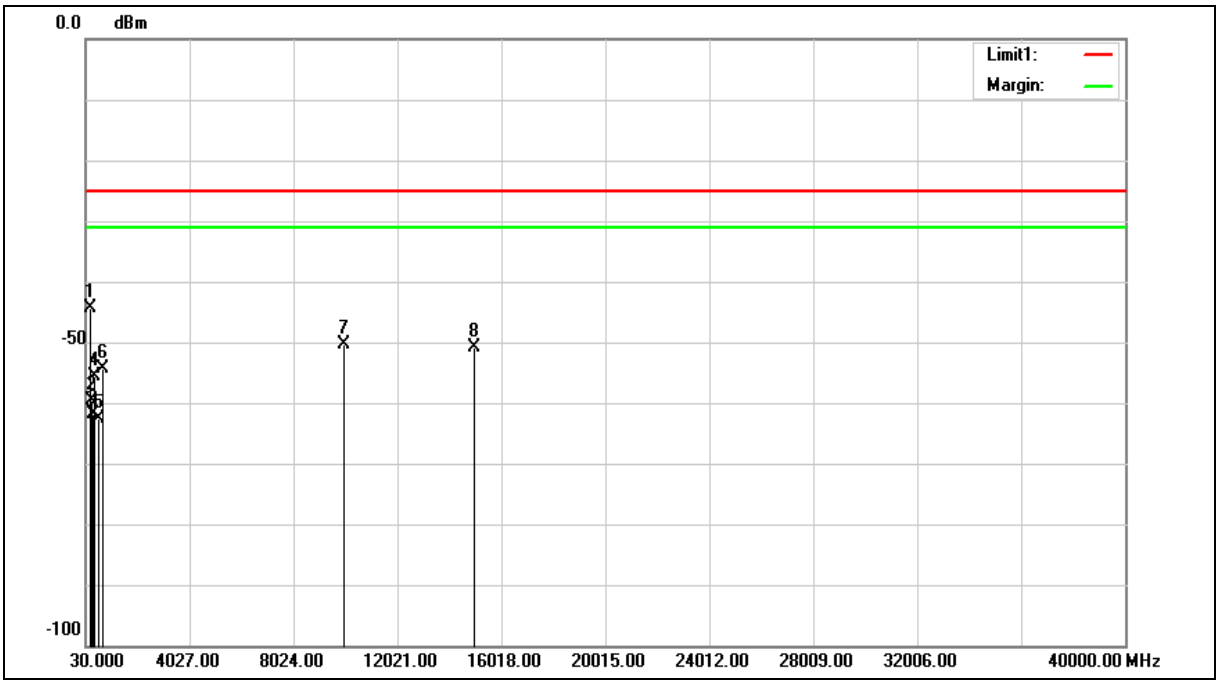

Standard:	FCC Part 90Y	Test Distance:	3 m
Test item:	Harmonic		
Frequency:	4985 MHz		
Mode:	Mode 8		
Ant.Polar.:	Vertical		

No.	Frequency (MHz)	Reading (dBm)	Correct Factor (dB)	Result (dBm)	Limit (dBm)	Margin (dB)	Remark
1	174.5300	-42.57	-1.71	-44.28	-25.00	-19.28	RMS
2	240.4900	-57.60	-2.12	-59.72	-25.00	-34.72	RMS
3	312.2700	-61.48	-0.34	-61.82	-25.00	-36.82	RMS
4	359.8000	-55.98	0.37	-55.61	-25.00	-30.61	RMS
5	523.7300	-65.69	3.07	-62.62	-25.00	-37.62	RMS
6	719.6700	-61.33	6.86	-54.47	-25.00	-29.47	RMS
7	9970.000	-75.59	25.30	-50.29	-25.00	-25.29	RMS
8	14955.000	-81.29	30.35	-50.94	-25.00	-25.94	RMS

Note:1.Result (dBuV/m) = Correct Factor (dB/m) + Reading(dBuV).

2.Correction factor (dB/m) = Antenna Factor (dB/m) + Cable loss (dB) – Pre-Amplifier gain (dB).

3.When the peak results are less than average limit, so not need to evaluate the average.

Standard:	FCC Part 90Y	Test Distance:	3 m
Test item:	Harmonic		
Frequency:	4950 MHz		
Mode:	Mode 9		
Ant.Polar.:	Horizontal		

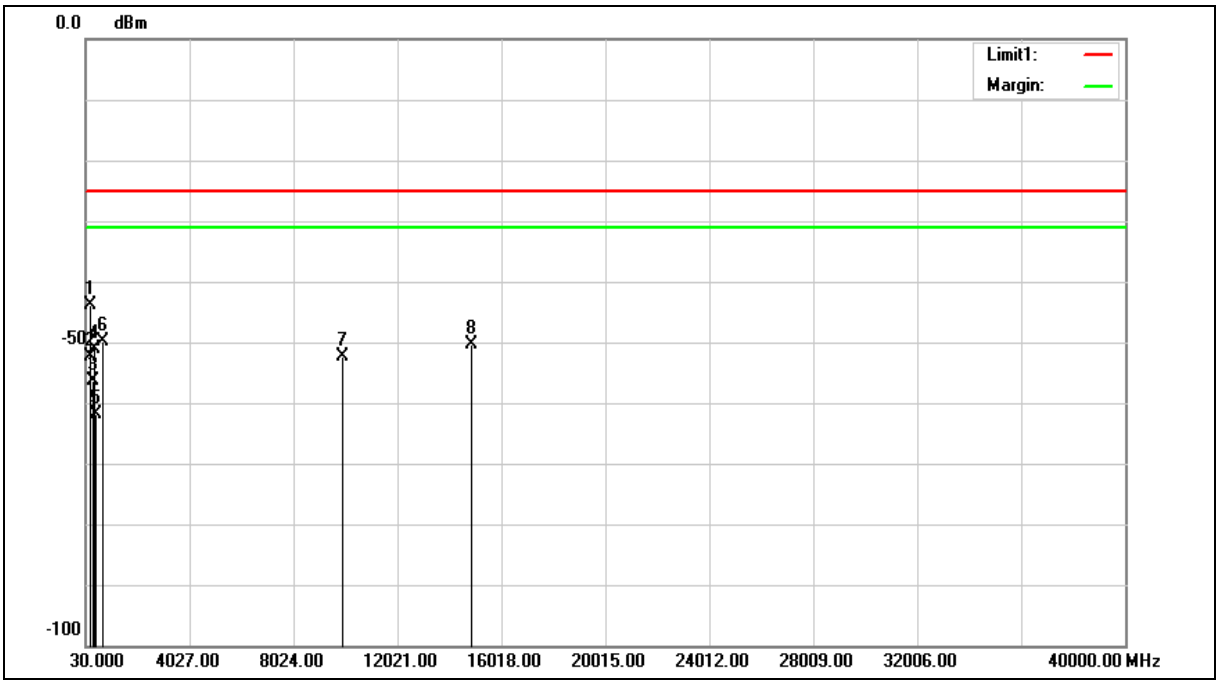

Standard:	FCC Part 90Y	Test Distance:	3 m
Test item:	Harmonic		
Frequency:	4950 MHz		
Mode:	Mode 9		
Ant.Polar.:	Horizontal		

No.	Frequency (MHz)	Reading (dBm)	Correct Factor (dB)	Result (dBm)	Limit (dBm)	Margin (dB)	Remark
1	174.5300	-42.09	-1.71	-43.80	-25.00	-18.80	RMS
2	227.8800	-49.74	-2.62	-52.36	-25.00	-27.36	RMS
3	312.2700	-56.08	-0.34	-56.42	-25.00	-31.42	RMS
4	359.8000	-51.45	0.37	-51.08	-25.00	-26.08	RMS
5	399.5700	-62.90	1.05	-61.85	-25.00	-36.85	RMS
6	719.6700	-56.76	6.86	-49.90	-25.00	-24.90	RMS
7	9900.000	-77.54	25.13	-52.41	-25.00	-27.41	RMS
8	14850.000	-80.62	30.19	-50.43	-25.00	-25.43	RMS

Note:1.Result (dBuV/m) = Correct Factor (dB/m) + Reading(dBuV).

2.Correction factor (dB/m) = Antenna Factor (dB/m) + Cable loss (dB) – Pre-Amplifier gain (dB).

3.When the peak results are less than average limit, so not need to evaluate the average.

Standard:	FCC Part 90Y	Test Distance:	3 m
Test item:	Harmonic		
Frequency:	4950 MHz		
Mode:	Mode 9		
Ant.Polar.:	Vertical		

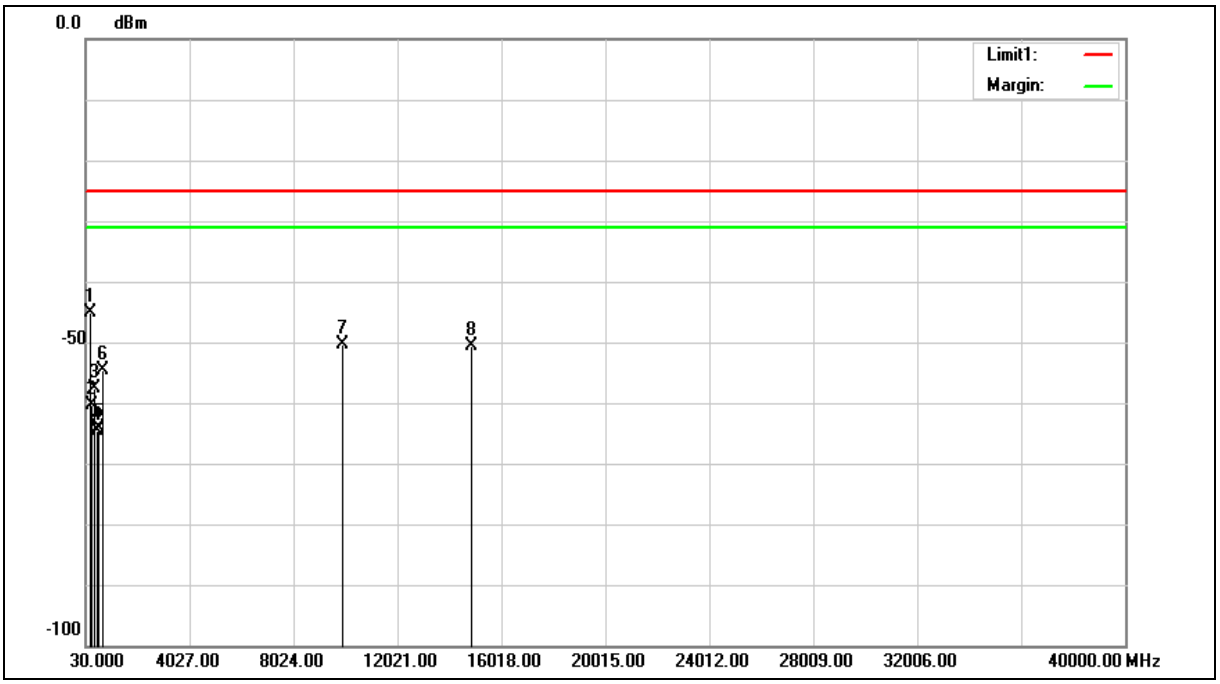

Standard:	FCC Part 90Y	Test Distance:	3 m
Test item:	Harmonic		
Frequency:	4950 MHz		
Mode:	Mode 9		
Ant.Polar.:	Vertical		

No.	Frequency (MHz)	Reading (dBm)	Correct Factor (dB)	Result (dBm)	Limit (dBm)	Margin (dB)	Remark
1	174.5300	-43.42	-1.71	-45.13	-25.00	-20.13	RMS
2	240.4900	-58.24	-2.12	-60.36	-25.00	-35.36	RMS
3	349.1300	-57.77	0.18	-57.59	-25.00	-32.59	RMS
4	435.4600	-66.27	1.70	-64.57	-25.00	-39.57	RMS
5	523.7300	-67.30	3.07	-64.23	-25.00	-39.23	RMS
6	719.6700	-61.41	6.86	-54.55	-25.00	-29.55	RMS
7	9900.000	-75.48	25.13	-50.35	-25.00	-25.35	RMS
8	14850.000	-80.87	30.19	-50.68	-25.00	-25.68	RMS

Note:1.Result (dBuV/m) = Correct Factor (dB/m) + Reading(dBuV).

2.Correction factor (dB/m) = Antenna Factor (dB/m) + Cable loss (dB) – Pre-Amplifier gain (dB).

3.When the peak results are less than average limit, so not need to evaluate the average.

Standard:	FCC Part 90Y	Test Distance:	3 m
Test item:	Harmonic		
Frequency:	4965 MHz		
Mode:	Mode 9		
Ant.Polar.:	Horizontal		

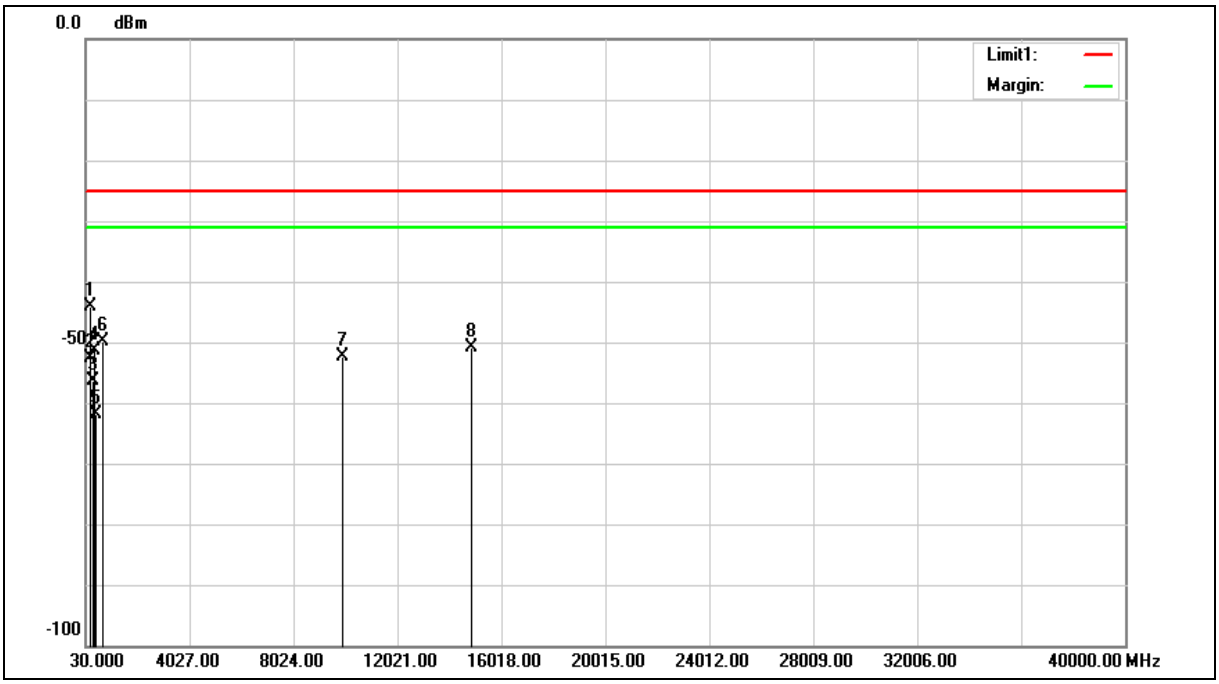

Standard:	FCC Part 90Y	Test Distance:	3 m
Test item:	Harmonic		
Frequency:	4965 MHz		
Mode:	Mode 9		
Ant.Polar.:	Horizontal		

No.	Frequency (MHz)	Reading (dBm)	Correct Factor (dB)	Result (dBm)	Limit (dBm)	Margin (dB)	Remark
1	174.5300	-42.39	-1.71	-44.10	-25.00	-19.10	RMS
2	216.2400	-49.24	-3.38	-52.62	-25.00	-27.62	RMS
3	311.3000	-55.90	-0.35	-56.25	-25.00	-31.25	RMS
4	359.8000	-51.65	0.37	-51.28	-25.00	-26.28	RMS
5	399.5700	-62.95	1.05	-61.90	-25.00	-36.90	RMS
6	719.6700	-56.78	6.86	-49.92	-25.00	-24.92	RMS
7	9930.000	-77.52	25.21	-52.31	-25.00	-27.31	RMS
8	14895.000	-81.16	30.25	-50.91	-25.00	-25.91	RMS

Note:1.Result (dBuV/m) = Correct Factor (dB/m) + Reading(dBuV).

2.Correction factor (dB/m) = Antenna Factor (dB/m) + Cable loss (dB) – Pre-Amplifier gain (dB).

3.When the peak results are less than average limit, so not need to evaluate the average.

Standard:	FCC Part 90Y	Test Distance:	3 m
Test item:	Harmonic		
Frequency:	4965 MHz		
Mode:	Mode 9		
Ant.Polar.:	Vertical		

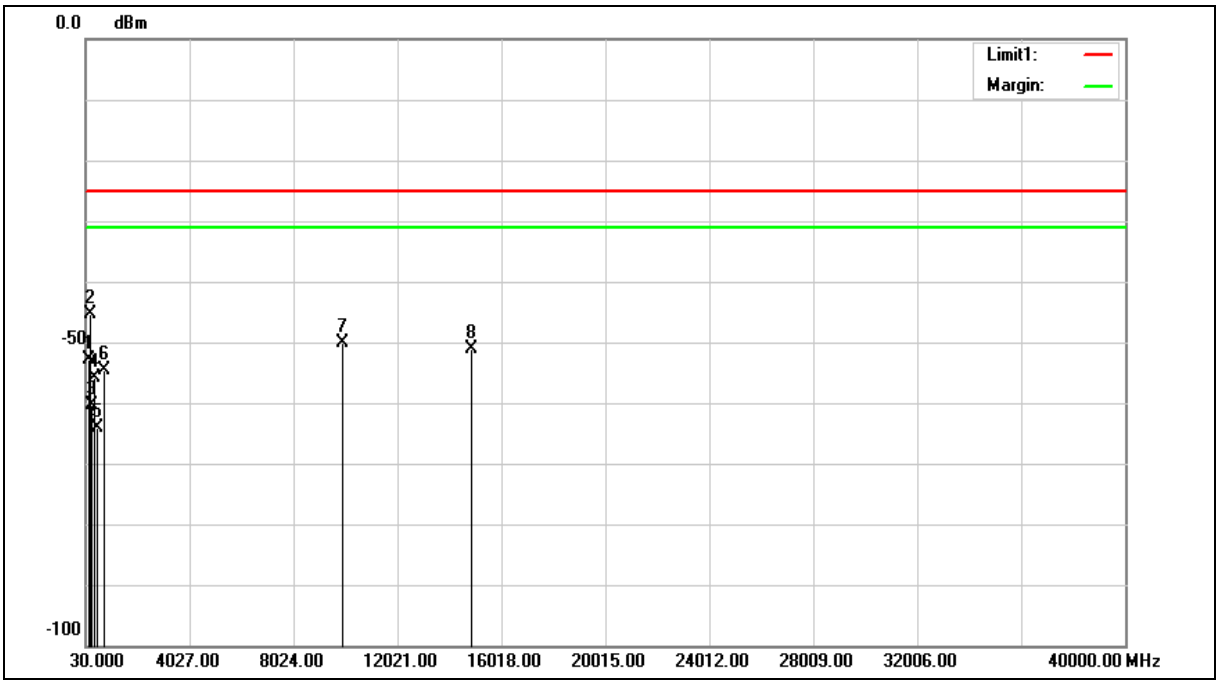

Standard:	FCC Part 90Y	Test Distance:	3 m
Test item:	Harmonic		
Frequency:	4965 MHz		
Mode:	Mode 9		
Ant.Polar.:	Vertical		

No.	Frequency (MHz)	Reading (dBm)	Correct Factor (dB)	Result (dBm)	Limit (dBm)	Margin (dB)	Remark
1	144.4600	-52.30	-0.63	-52.93	-25.00	-27.93	RMS
2	174.5300	-43.55	-1.71	-45.26	-25.00	-20.26	RMS
3	240.4900	-58.30	-2.12	-60.42	-25.00	-35.42	RMS
4	359.8000	-56.22	0.37	-55.85	-25.00	-30.85	RMS
5	436.4300	-65.91	1.72	-64.19	-25.00	-39.19	RMS
6	719.6700	-61.50	6.86	-54.64	-25.00	-29.64	RMS
7	9930.000	-75.41	25.21	-50.20	-25.00	-25.20	RMS
8	14895.000	-81.28	30.25	-51.03	-25.00	-26.03	RMS

Note:1.Result (dBuV/m) = Correct Factor (dB/m) + Reading(dBuV).

2.Correction factor (dB/m) = Antenna Factor (dB/m) + Cable loss (dB) – Pre-Amplifier gain (dB).

3.When the peak results are less than average limit, so not need to evaluate the average.

Standard:	FCC Part 90Y	Test Distance:	3 m
Test item:	Harmonic		
Frequency:	4980 MHz		
Mode:	Mode 9		
Ant.Polar.:	Horizontal		

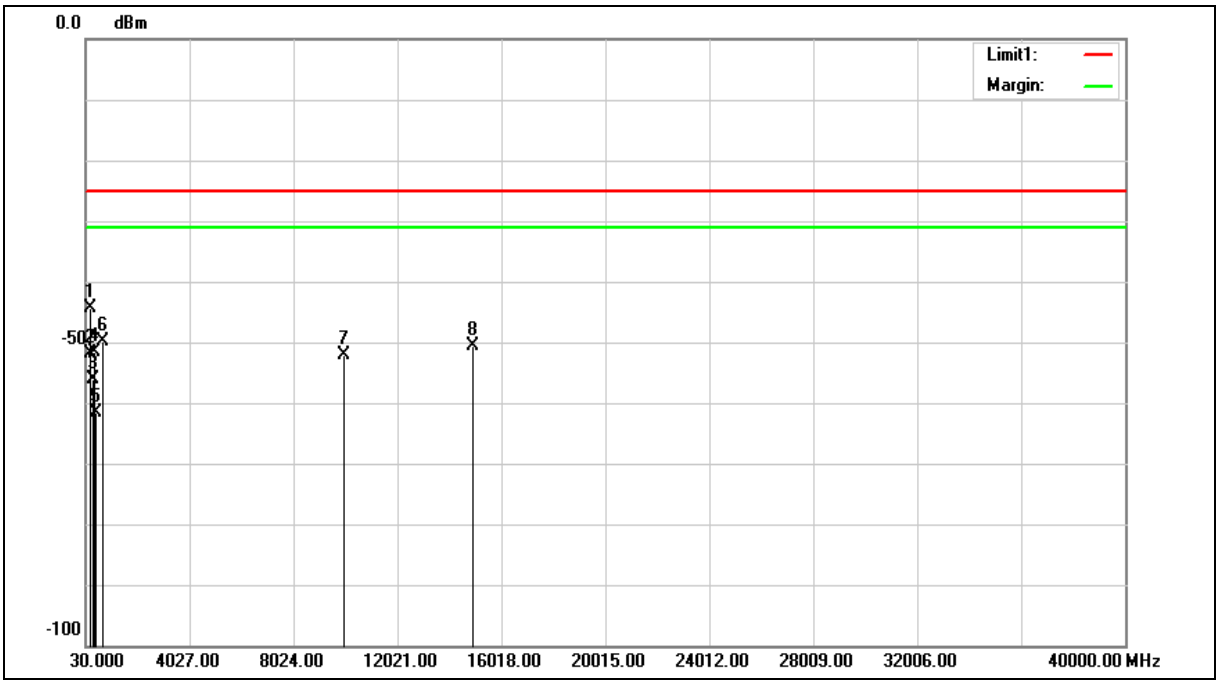

Standard:	FCC Part 90Y	Test Distance:	3 m
Test item:	Harmonic		
Frequency:	4980 MHz		
Mode:	Mode 9		
Ant.Polar.:	Horizontal		

No.	Frequency (MHz)	Reading (dBm)	Correct Factor (dB)	Result (dBm)	Limit (dBm)	Margin (dB)	Remark
1	174.5300	-42.57	-1.71	-44.28	-25.00	-19.28	RMS
2	227.8800	-49.13	-2.62	-51.75	-25.00	-26.75	RMS
3	312.2700	-55.75	-0.34	-56.09	-25.00	-31.09	RMS
4	359.8000	-51.91	0.37	-51.54	-25.00	-26.54	RMS
5	400.5400	-62.80	1.07	-61.73	-25.00	-36.73	RMS
6	719.6700	-56.66	6.86	-49.80	-25.00	-24.80	RMS
7	9960.000	-77.34	25.28	-52.06	-25.00	-27.06	RMS
8	14940.000	-80.90	30.32	-50.58	-25.00	-25.58	RMS

Note:1.Result (dBuV/m) = Correct Factor (dB/m) + Reading(dBuV).

2.Correction factor (dB/m) = Antenna Factor (dB/m) + Cable loss (dB) – Pre-Amplifier gain (dB).

3.When the peak results are less than average limit, so not need to evaluate the average.

Standard:	FCC Part 90Y	Test Distance:	3 m
Test item:	Harmonic		
Frequency:	4980 MHz		
Mode:	Mode 9		
Ant.Polar.:	Vertical		

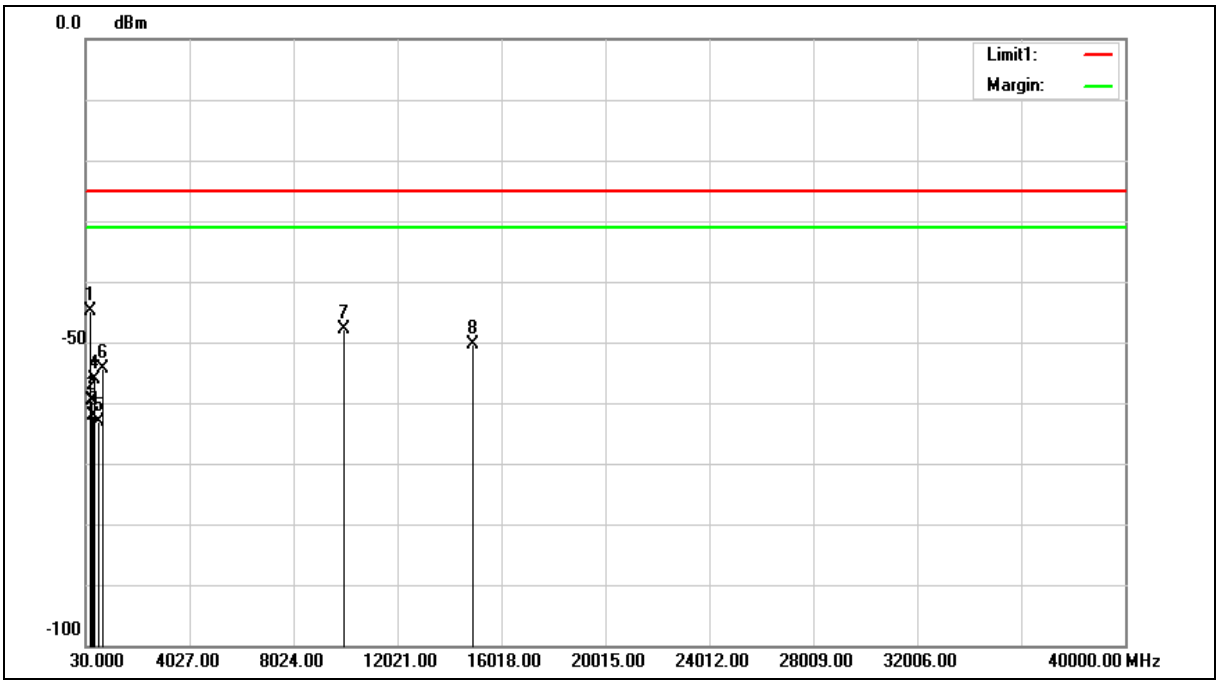

Standard:	FCC Part 90Y	Test Distance:	3 m
Test item:	Harmonic		
Frequency:	4980 MHz		
Mode:	Mode 9		
Ant.Polar.:	Vertical		

No.	Frequency (MHz)	Reading (dBm)	Correct Factor (dB)	Result (dBm)	Limit (dBm)	Margin (dB)	Remark
1	174.5300	-43.13	-1.71	-44.84	-25.00	-19.84	RMS
2	240.4900	-57.44	-2.12	-59.56	-25.00	-34.56	RMS
3	312.2700	-61.73	-0.34	-62.07	-25.00	-37.07	RMS
4	359.8000	-56.47	0.37	-56.10	-25.00	-31.10	RMS
5	523.7300	-66.10	3.07	-63.03	-25.00	-38.03	RMS
6	719.6700	-61.30	6.86	-54.44	-25.00	-29.44	RMS
7	9960.000	-73.05	25.28	-47.77	-25.00	-22.77	RMS
8	14940.000	-80.70	30.32	-50.38	-25.00	-25.38	RMS

Note:1.Result (dBuV/m) = Correct Factor (dB/m) + Reading(dBuV).

2.Correction factor (dB/m) = Antenna Factor (dB/m) + Cable loss (dB) – Pre-Amplifier gain (dB).

3.When the peak results are less than average limit, so not need to evaluate the average.

Standard:	FCC Part 90Y	Test Distance:	3 m
Test item:	Harmonic		
Frequency:	4942.5 MHz		
Mode:	Mode 10		
Ant.Polar.:	Horizontal		

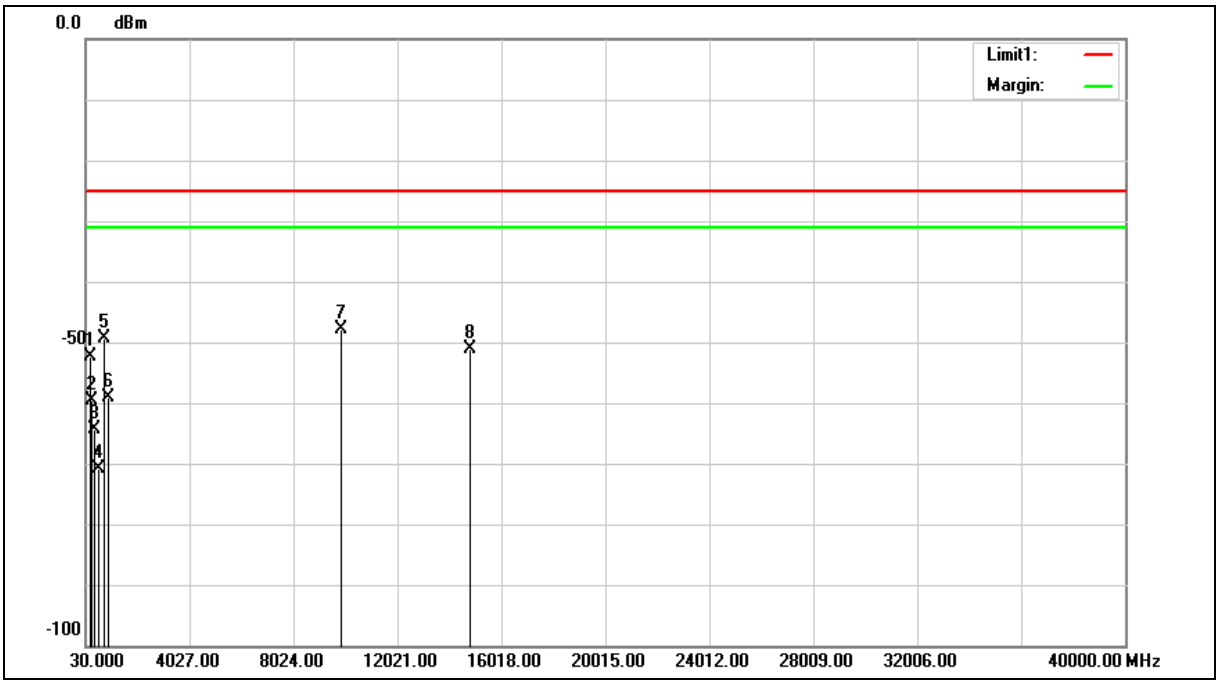

Standard:	FCC Part 90Y	Test Distance:	3 m
Test item:	Harmonic		
Frequency:	4942.5 MHz		
Mode:	Mode 10		
Ant.Polar.:	Horizontal		

No.	Frequency (MHz)	Reading (dBm)	Correct Factor (dB)	Result (dBm)	Limit (dBm)	Margin (dB)	Remark
1	174.5300	-50.64	-1.65	-52.29	-25.00	-27.29	RMS
2	232.7300	-57.05	-2.49	-59.54	-25.00	-34.54	RMS
3	350.1000	-64.29	-0.09	-64.38	-25.00	-39.38	RMS
4	524.7000	-74.06	3.22	-70.84	-25.00	-45.84	RMS
5	719.6700	-56.82	7.36	-49.46	-25.00	-24.46	RMS
6	900.0900	-69.11	9.96	-59.15	-25.00	-34.15	RMS
7	9885.000	-72.79	25.02	-47.77	-25.00	-22.77	RMS
8	14827.500	-81.23	30.01	-51.22	-25.00	-26.22	RMS

Note:1.Result (dBuV/m) = Correct Factor (dB/m) + Reading(dBuV).

2.Correction factor (dB/m) = Antenna Factor (dB/m) + Cable loss (dB) – Pre-Amplifier gain (dB).

3.When the peak results are less than average limit, so not need to evaluate the average.

Standard:	FCC Part 90Y	Test Distance:	3 m
Test item:	Harmonic		
Frequency:	4942.5 MHz		
Mode:	Mode 10		
Ant.Polar.:	Vertical		

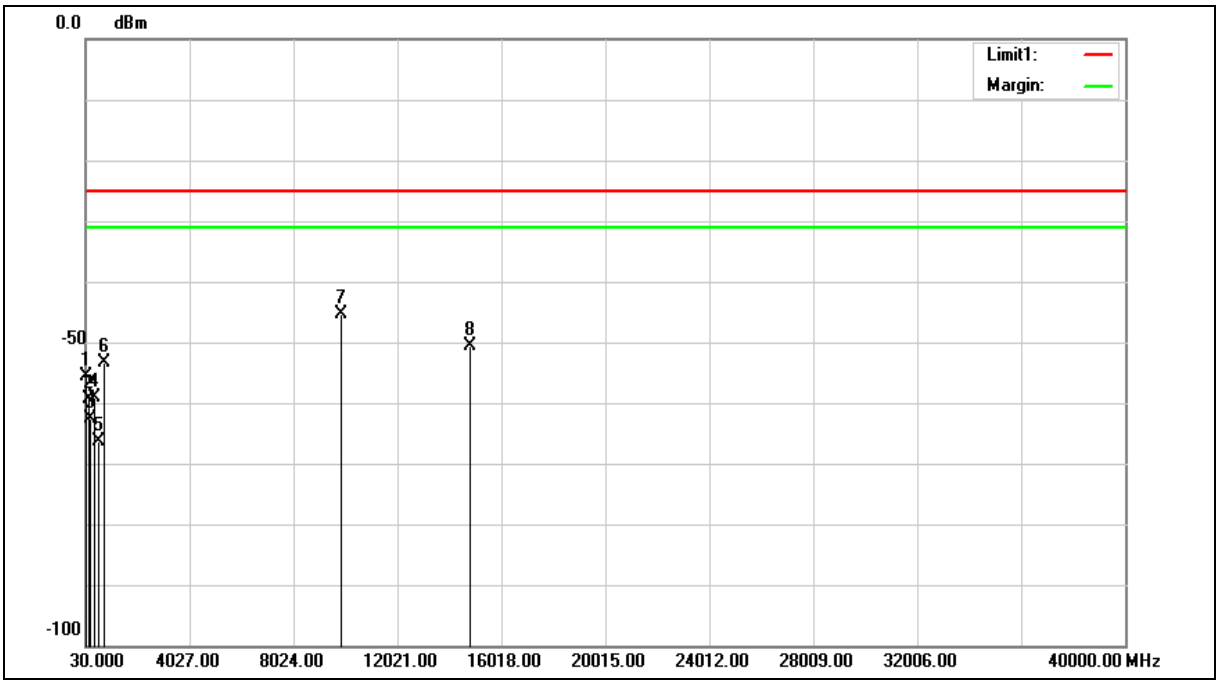

Standard:	FCC Part 90Y	Test Distance:	3 m
Test item:	Harmonic		
Frequency:	4942.5 MHz		
Mode:	Mode 10		
Ant.Polar.:	Vertical		

No.	Frequency (MHz)	Reading (dBm)	Correct Factor (dB)	Result (dBm)	Limit (dBm)	Margin (dB)	Remark
1	48.4300	-53.82	-1.74	-55.56	-25.00	-30.56	RMS
2	149.3100	-59.17	-0.15	-59.32	-25.00	-34.32	RMS
3	228.8500	-59.89	-2.64	-62.53	-25.00	-37.53	RMS
4	359.8000	-59.21	0.13	-59.08	-25.00	-34.08	RMS
5	500.4500	-69.08	2.70	-66.38	-25.00	-41.38	RMS
6	719.6700	-60.84	7.36	-53.48	-25.00	-28.48	RMS
7	9885.000	-70.38	25.02	-45.36	-25.00	-20.36	RMS
8	14827.500	-80.70	30.01	-50.69	-25.00	-25.69	RMS

Note:1.Result (dBuV/m) = Correct Factor (dB/m) + Reading(dBuV).

2.Correction factor (dB/m) = Antenna Factor (dB/m) + Cable loss (dB) – Pre-Amplifier gain (dB).

3.When the peak results are less than average limit, so not need to evaluate the average.

Standard:	FCC Part 90Y	Test Distance:	3 m
Test item:	Harmonic		
Frequency:	4967.5 MHz		
Mode:	Mode 10		
Ant.Polar.:	Horizontal		

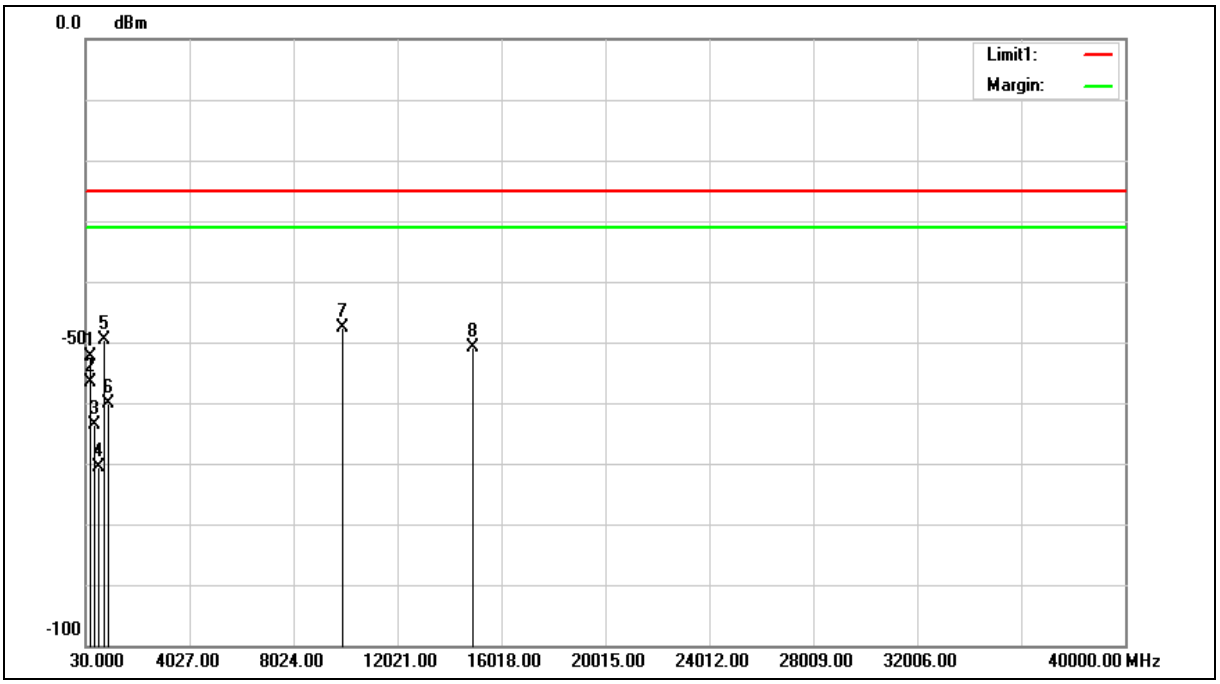

Standard:	FCC Part 90Y	Test Distance:	3 m
Test item:	Harmonic		
Frequency:	4967.5 MHz		
Mode:	Mode 10		
Ant.Polar.:	Horizontal		

No.	Frequency (MHz)	Reading (dBm)	Correct Factor (dB)	Result (dBm)	Limit (dBm)	Margin (dB)	Remark
1	174.5300	-50.82	-1.65	-52.47	-25.00	-27.47	RMS
2	227.8800	-54.03	-2.70	-56.73	-25.00	-31.73	RMS
3	349.1300	-63.47	-0.10	-63.57	-25.00	-38.57	RMS
4	524.7000	-73.76	3.22	-70.54	-25.00	-45.54	RMS
5	719.6700	-56.89	7.36	-49.53	-25.00	-24.53	RMS
6	900.0900	-70.12	9.96	-60.16	-25.00	-35.16	RMS
7	9935.000	-72.70	25.13	-47.57	-25.00	-22.57	RMS
8	14902.500	-81.06	30.15	-50.91	-25.00	-25.91	RMS

Note:1.Result (dBuV/m) = Correct Factor (dB/m) + Reading(dBuV).

2.Correction factor (dB/m) = Antenna Factor (dB/m) + Cable loss (dB) – Pre-Amplifier gain (dB).

3.When the peak results are less than average limit, so not need to evaluate the average.

Standard:	FCC Part 90Y	Test Distance:	3 m
Test item:	Harmonic		
Frequency:	4967.5 MHz		
Mode:	Mode 10		
Ant.Polar.:	Vertical		

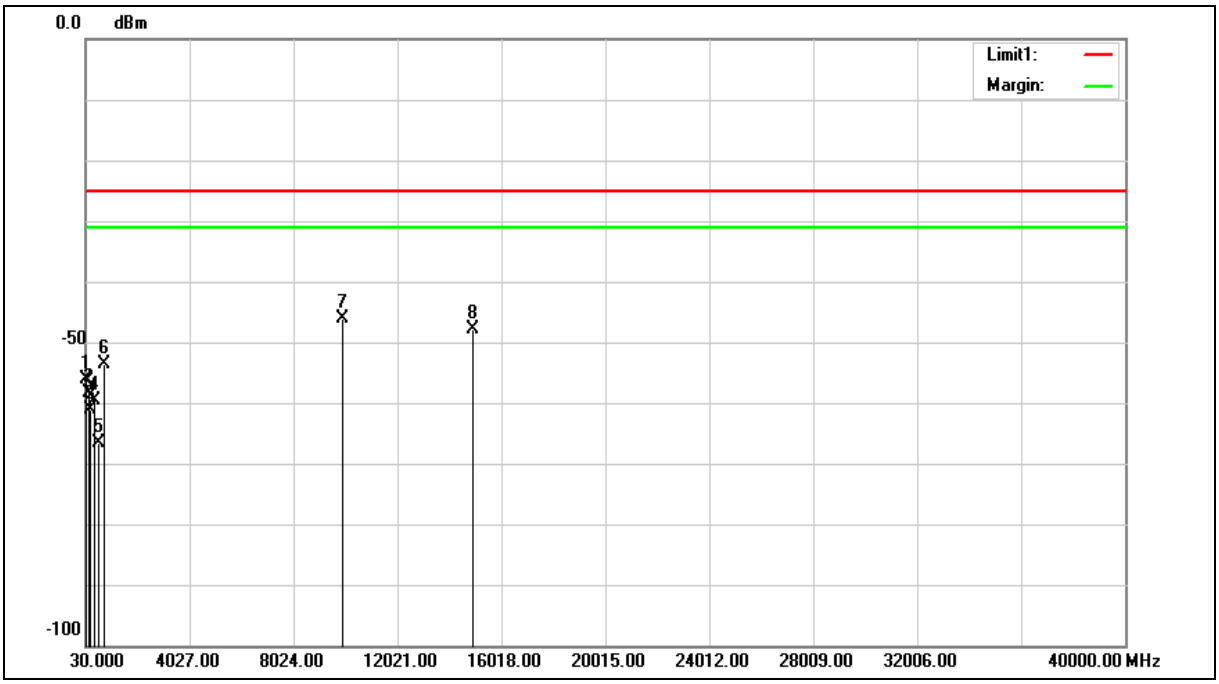

Standard:	FCC Part 90Y	Test Distance:	3 m
Test item:	Harmonic		
Frequency:	4967.5 MHz		
Mode:	Mode 10		
Ant.Polar.:	Vertical		

No.	Frequency (MHz)	Reading (dBm)	Correct Factor (dB)	Result (dBm)	Limit (dBm)	Margin (dB)	Remark
1	49.4000	-54.32	-1.76	-56.08	-25.00	-31.08	RMS
2	149.3100	-58.33	-0.15	-58.48	-25.00	-33.48	RMS
3	227.8800	-58.52	-2.70	-61.22	-25.00	-36.22	RMS
4	359.8000	-59.66	0.13	-59.53	-25.00	-34.53	RMS
5	500.4500	-69.43	2.70	-66.73	-25.00	-41.73	RMS
6	719.6700	-60.87	7.36	-53.51	-25.00	-28.51	RMS
7	9935.000	-71.21	25.13	-46.08	-25.00	-21.08	RMS
8	14902.500	-78.01	30.15	-47.86	-25.00	-22.86	RMS

Note:1.Result (dBuV/m) = Correct Factor (dB/m) + Reading(dBuV).

2.Correction factor (dB/m) = Antenna Factor (dB/m) + Cable loss (dB) – Pre-Amplifier gain (dB).

3.When the peak results are less than average limit, so not need to evaluate the average.

Standard:	FCC Part 90Y	Test Distance:	3 m
Test item:	Harmonic		
Frequency:	4987.5 MHz		
Mode:	Mode 10		
Ant.Polar.:	Horizontal		

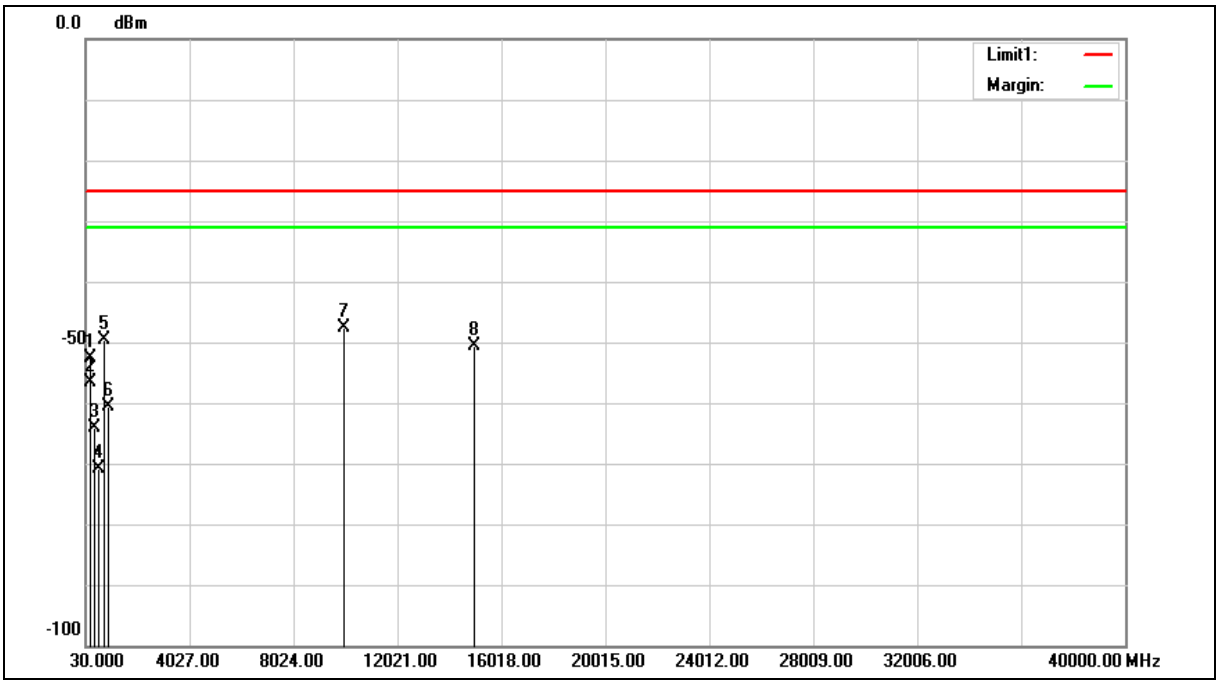

Standard:	FCC Part 90Y	Test Distance:	3 m
Test item:	Harmonic		
Frequency:	4987.5 MHz		
Mode:	Mode 10		
Ant.Polar.:	Horizontal		

No.	Frequency (MHz)	Reading (dBm)	Correct Factor (dB)	Result (dBm)	Limit (dBm)	Margin (dB)	Remark
1	174.5300	-50.90	-1.65	-52.55	-25.00	-27.55	RMS
2	227.8800	-53.92	-2.70	-56.62	-25.00	-31.62	RMS
3	349.1300	-64.04	-0.10	-64.14	-25.00	-39.14	RMS
4	524.7000	-74.10	3.22	-70.88	-25.00	-45.88	RMS
5	719.6700	-56.92	7.36	-49.56	-25.00	-24.56	RMS
6	900.0900	-70.52	9.96	-60.56	-25.00	-35.56	RMS
7	9975.000	-72.73	25.23	-47.50	-25.00	-22.50	RMS
8	14962.500	-80.93	30.24	-50.69	-25.00	-25.69	RMS

Note:1.Result (dBuV/m) = Correct Factor (dB/m) + Reading(dBuV).

2.Correction factor (dB/m) = Antenna Factor (dB/m) + Cable loss (dB) – Pre-Amplifier gain (dB).

3.When the peak results are less than average limit, so not need to evaluate the average.

Standard:	FCC Part 90Y	Test Distance:	3 m
Test item:	Harmonic		
Frequency:	4987.5 MHz		
Mode:	Mode 10		
Ant.Polar.:	Vertical		

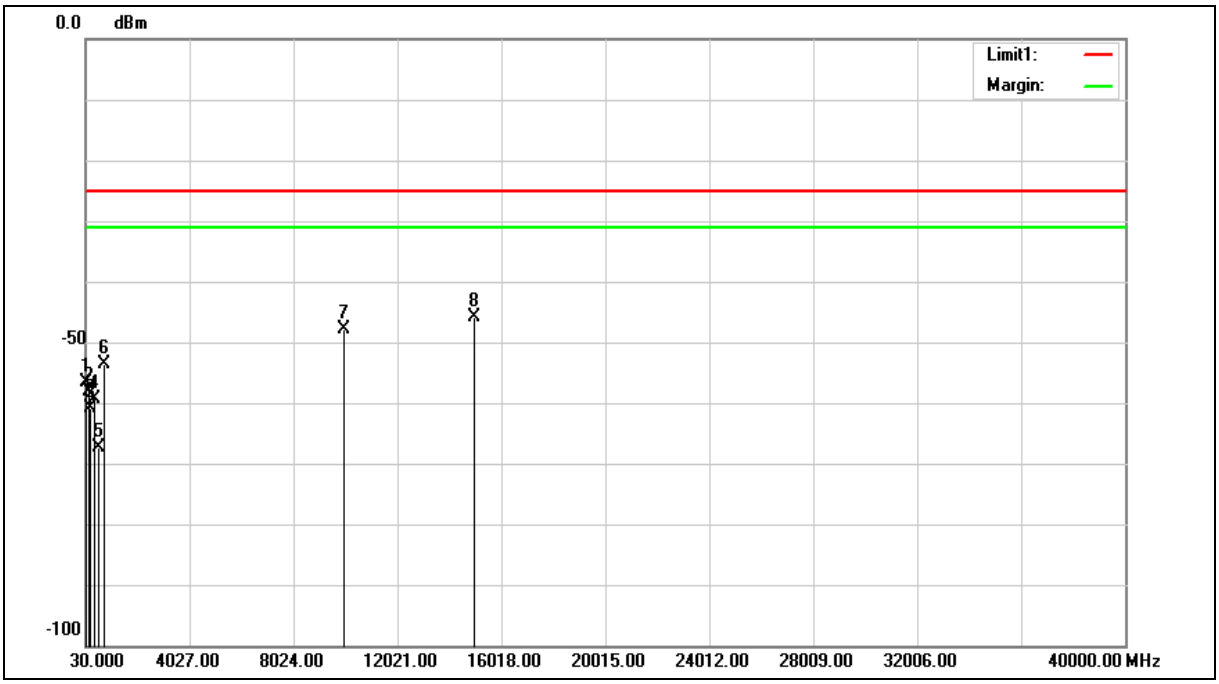

Standard:	FCC Part 90Y	Test Distance:	3 m
Test item:	Harmonic		
Frequency:	4987.5 MHz		
Mode:	Mode 10		
Ant.Polar.:	Vertical		

No.	Frequency (MHz)	Reading (dBm)	Correct Factor (dB)	Result (dBm)	Limit (dBm)	Margin (dB)	Remark
1	49.4000	-54.76	-1.76	-56.52	-25.00	-31.52	RMS
2	144.4600	-57.50	-0.57	-58.07	-25.00	-33.07	RMS
3	227.8800	-58.26	-2.70	-60.96	-25.00	-35.96	RMS
4	359.8000	-59.44	0.13	-59.31	-25.00	-34.31	RMS
5	501.4200	-70.26	2.98	-67.28	-25.00	-42.28	RMS
6	719.6700	-60.98	7.36	-53.62	-25.00	-28.62	RMS
7	9975.000	-72.99	25.23	-47.76	-25.00	-22.76	RMS
8	14962.500	-76.04	30.24	-45.80	-25.00	-20.80	RMS

Note:1.Result (dBuV/m) = Correct Factor (dB/m) + Reading(dBuV).

2.Correction factor (dB/m) = Antenna Factor (dB/m) + Cable loss (dB) – Pre-Amplifier gain (dB).

3.When the peak results are less than average limit, so not need to evaluate the average.

Standard:	FCC Part 90Y	Test Distance:	3 m
Test item:	Harmonic		
Frequency:	4945 MHz		
Mode:	Mode 11		
Ant.Polar.:	Horizontal		

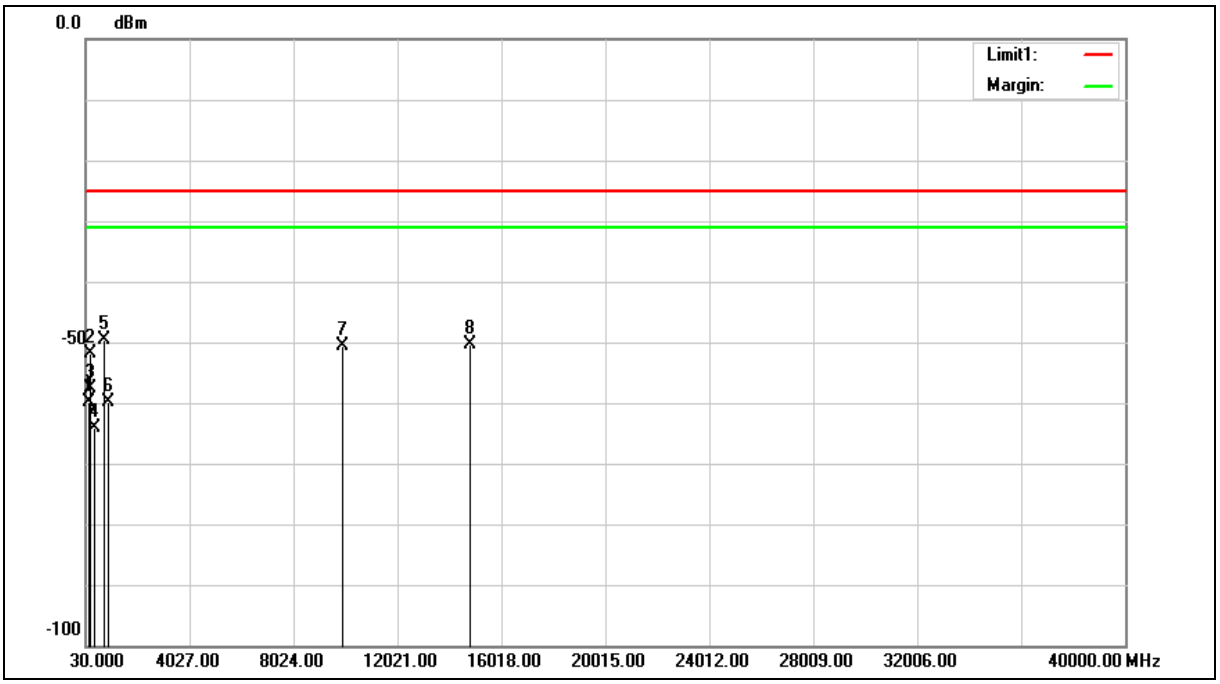

Standard:	FCC Part 90Y	Test Distance:	3 m
Test item:	Harmonic		
Frequency:	4945 MHz		
Mode:	Mode 11		
Ant.Polar.:	Horizontal		

No.	Frequency (MHz)	Reading (dBm)	Correct Factor (dB)	Result (dBm)	Limit (dBm)	Margin (dB)	Remark
1	144.4600	-59.19	-0.57	-59.76	-25.00	-34.76	RMS
2	174.5300	-50.10	-1.65	-51.75	-25.00	-26.75	RMS
3	227.8800	-54.82	-2.70	-57.52	-25.00	-32.52	RMS
4	350.1000	-63.93	-0.09	-64.02	-25.00	-39.02	RMS
5	719.6700	-56.87	7.36	-49.51	-25.00	-24.51	RMS
6	900.0900	-69.78	9.96	-59.82	-25.00	-34.82	RMS
7	9890.000	-75.56	25.03	-50.53	-25.00	-25.53	RMS
8	14835.000	-80.40	30.03	-50.37	-25.00	-25.37	RMS

Note:1.Result (dBuV/m) = Correct Factor (dB/m) + Reading(dBuV).

2.Correction factor (dB/m) = Antenna Factor (dB/m) + Cable loss (dB) – Pre-Amplifier gain (dB).

3.When the peak results are less than average limit, so not need to evaluate the average.

Standard:	FCC Part 90Y	Test Distance:	3 m
Test item:	Harmonic		
Frequency:	4945 MHz		
Mode:	Mode 11		
Ant.Polar.:	Vertical		

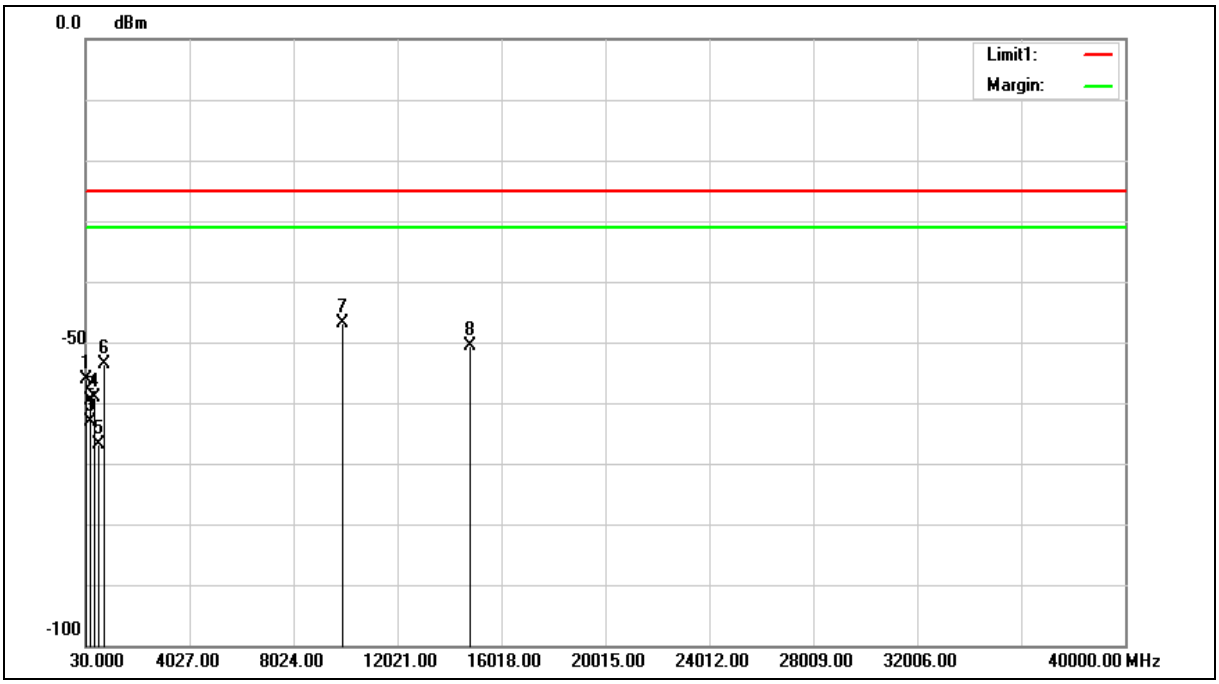

Standard:	FCC Part 90Y	Test Distance:	3 m
Test item:	Harmonic		
Frequency:	4945 MHz		
Mode:	Mode 11		
Ant.Polar.:	Vertical		

No.	Frequency (MHz)	Reading (dBm)	Correct Factor (dB)	Result (dBm)	Limit (dBm)	Margin (dB)	Remark
1	48.4300	-54.31	-1.74	-56.05	-25.00	-31.05	RMS
2	155.1300	-59.50	-0.04	-59.54	-25.00	-34.54	RMS
3	228.8500	-60.36	-2.64	-63.00	-25.00	-38.00	RMS
4	359.8000	-59.22	0.13	-59.09	-25.00	-34.09	RMS
5	524.7000	-70.01	3.22	-66.79	-25.00	-41.79	RMS
6	719.6700	-61.03	7.36	-53.67	-25.00	-28.67	RMS
7	9891.000	-71.95	25.03	-46.92	-25.00	-21.92	RMS
8	14835.000	-80.61	30.03	-50.58	-25.00	-25.58	RMS

Note:1.Result (dBuV/m) = Correct Factor (dB/m) + Reading(dBuV).

2.Correction factor (dB/m) = Antenna Factor (dB/m) + Cable loss (dB) – Pre-Amplifier gain (dB).

3.When the peak results are less than average limit, so not need to evaluate the average.

Standard:	FCC Part 90Y	Test Distance:	3 m
Test item:	Harmonic		
Frequency:	4965 MHz		
Mode:	Mode 11		
Ant.Polar.:	Horizontal		

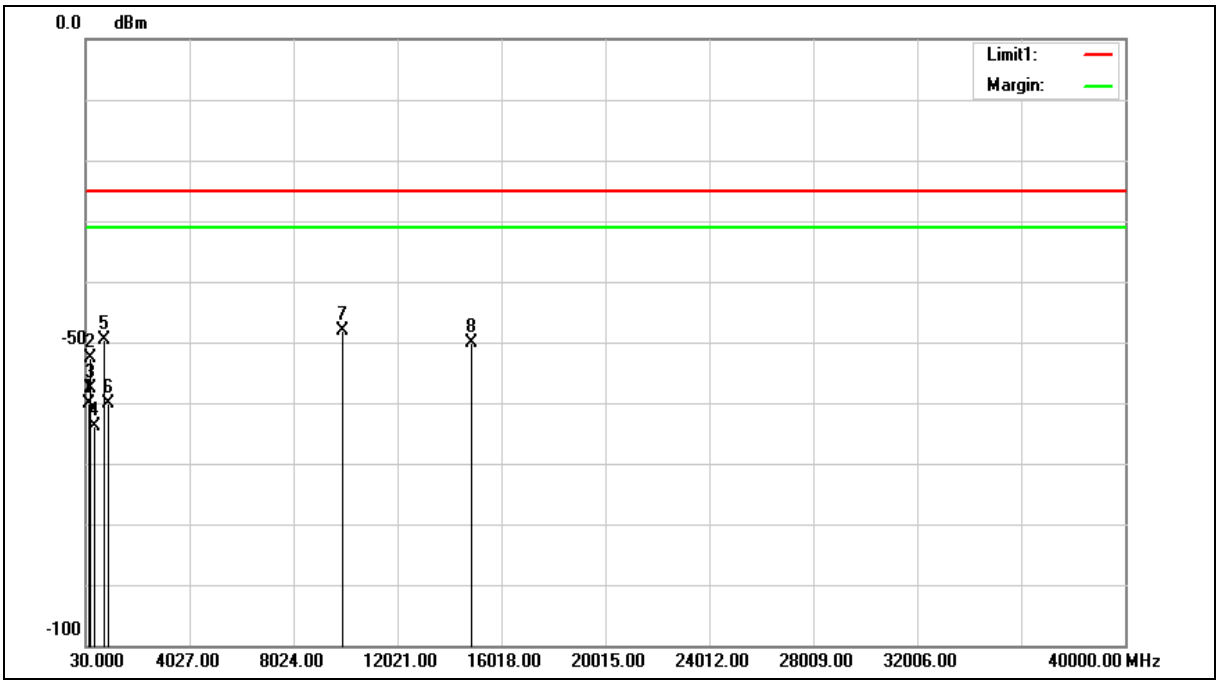

Standard:	FCC Part 90Y	Test Distance:	3 m
Test item:	Harmonic		
Frequency:	4965 MHz		
Mode:	Mode 11		
Ant.Polar.:	Horizontal		

No.	Frequency (MHz)	Reading (dBm)	Correct Factor (dB)	Result (dBm)	Limit (dBm)	Margin (dB)	Remark
1	143.4900	-59.59	-0.63	-60.22	-25.00	-35.22	RMS
2	174.5300	-51.09	-1.65	-52.74	-25.00	-27.74	RMS
3	227.8800	-54.85	-2.70	-57.55	-25.00	-32.55	RMS
4	349.1300	-63.71	-0.10	-63.81	-25.00	-38.81	RMS
5	719.6700	-56.87	7.36	-49.51	-25.00	-24.51	RMS
6	900.0900	-69.97	9.96	-60.01	-25.00	-35.01	RMS
7	9930.000	-73.19	25.13	-48.06	-25.00	-23.06	RMS
8	14895.000	-80.36	30.13	-50.23	-25.00	-25.23	RMS

Note:1.Result (dBuV/m) = Correct Factor (dB/m) + Reading(dBuV).

2.Correction factor (dB/m) = Antenna Factor (dB/m) + Cable loss (dB) – Pre-Amplifier gain (dB).

3.When the peak results are less than average limit, so not need to evaluate the average.

Standard:	FCC Part 90Y	Test Distance:	3 m
Test item:	Harmonic		
Frequency:	4965 MHz		
Mode:	Mode 11		
Ant.Polar.:	Vertical		

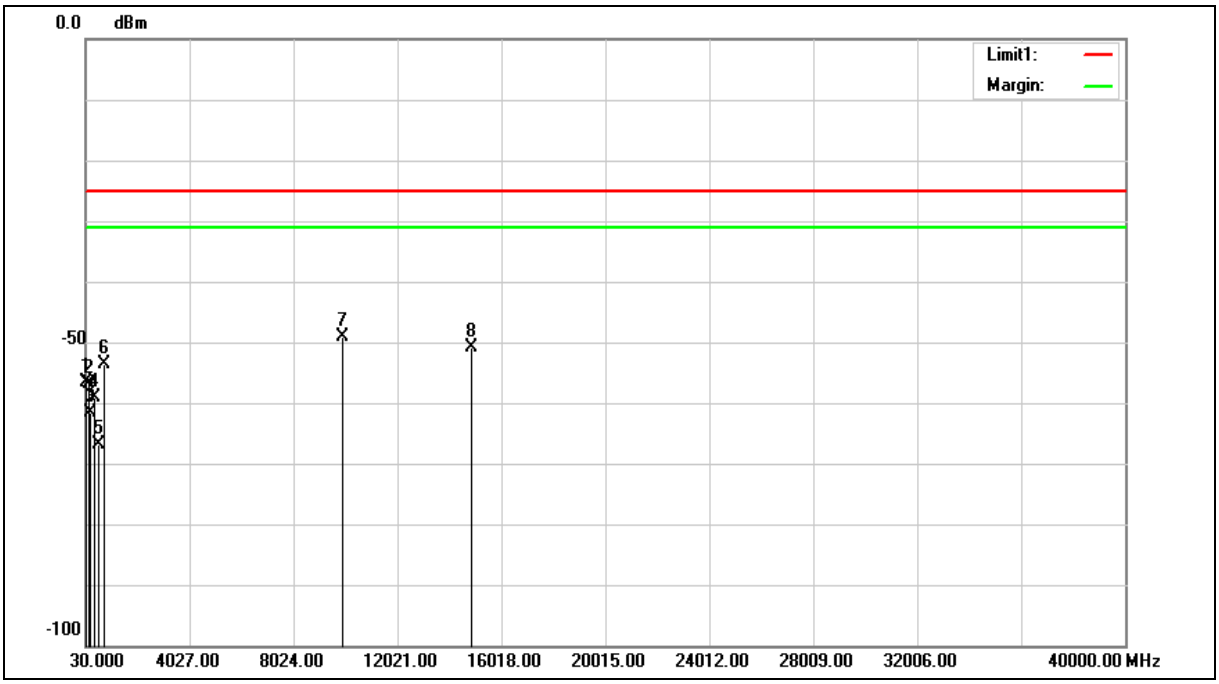

Standard:	FCC Part 90Y	Test Distance:	3 m
Test item:	Harmonic		
Frequency:	4965 MHz		
Mode:	Mode 11		
Ant.Polar.:	Vertical		

No.	Frequency (MHz)	Reading (dBm)	Correct Factor (dB)	Result (dBm)	Limit (dBm)	Margin (dB)	Remark
1	48.4300	-54.77	-1.74	-56.51	-25.00	-31.51	RMS
2	143.4900	-56.25	-0.63	-56.88	-25.00	-31.88	RMS
3	227.8800	-58.90	-2.70	-61.60	-25.00	-36.60	RMS
4	359.8000	-59.28	0.13	-59.15	-25.00	-34.15	RMS
5	524.7000	-70.15	3.22	-66.93	-25.00	-41.93	RMS
6	719.6700	-60.98	7.36	-53.62	-25.00	-28.62	RMS
7	9925.000	-74.34	25.11	-49.23	-25.00	-24.23	RMS
8	14895.000	-80.94	30.13	-50.81	-25.00	-25.81	RMS

Note:1.Result (dBuV/m) = Correct Factor (dB/m) + Reading(dBuV).

2.Correction factor (dB/m) = Antenna Factor (dB/m) + Cable loss (dB) – Pre-Amplifier gain (dB).

3.When the peak results are less than average limit, so not need to evaluate the average.

Standard:	FCC Part 90Y	Test Distance:	3 m
Test item:	Harmonic		
Frequency:	4985 MHz		
Mode:	Mode 11		
Ant.Polar.:	Horizontal		

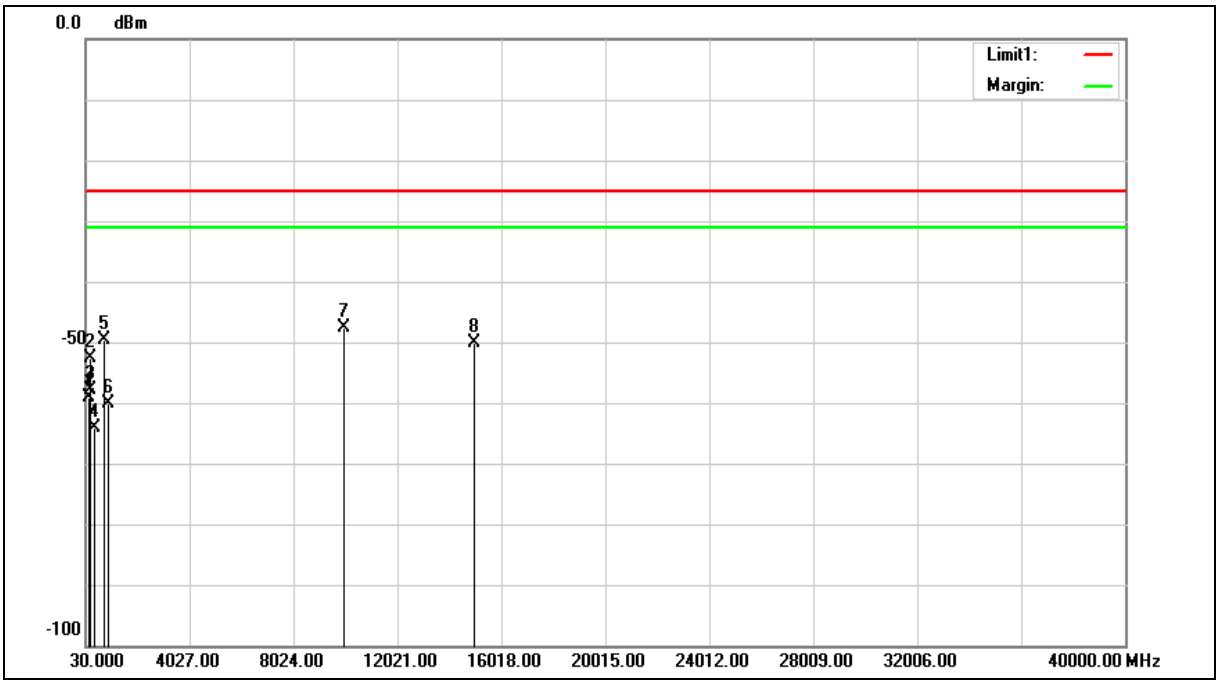

Standard:	FCC Part 90Y	Test Distance:	3 m
Test item:	Harmonic		
Frequency:	4985 MHz		
Mode:	Mode 11		
Ant.Polar.:	Horizontal		

No.	Frequency (MHz)	Reading (dBm)	Correct Factor (dB)	Result (dBm)	Limit (dBm)	Margin (dB)	Remark
1	131.8500	-57.65	-1.54	-59.19	-25.00	-34.19	RMS
2	174.5300	-50.85	-1.65	-52.50	-25.00	-27.50	RMS
3	227.8800	-55.22	-2.70	-57.92	-25.00	-32.92	RMS
4	350.1000	-64.08	-0.09	-64.17	-25.00	-39.17	RMS
5	719.6700	-56.95	7.36	-49.59	-25.00	-24.59	RMS
6	900.0900	-69.98	9.96	-60.02	-25.00	-35.02	RMS
7	9976.000	-72.74	25.23	-47.51	-25.00	-22.51	RMS
8	14955.000	-80.46	30.24	-50.22	-25.00	-25.22	RMS

Note:1.Result (dBuV/m) = Correct Factor (dB/m) + Reading(dBuV).

2.Correction factor (dB/m) = Antenna Factor (dB/m) + Cable loss (dB) – Pre-Amplifier gain (dB).

3.When the peak results are less than average limit, so not need to evaluate the average.

Standard:	FCC Part 90Y	Test Distance:	3 m
Test item:	Harmonic		
Frequency:	4985 MHz		
Mode:	Mode 11		
Ant.Polar.:	Vertical		

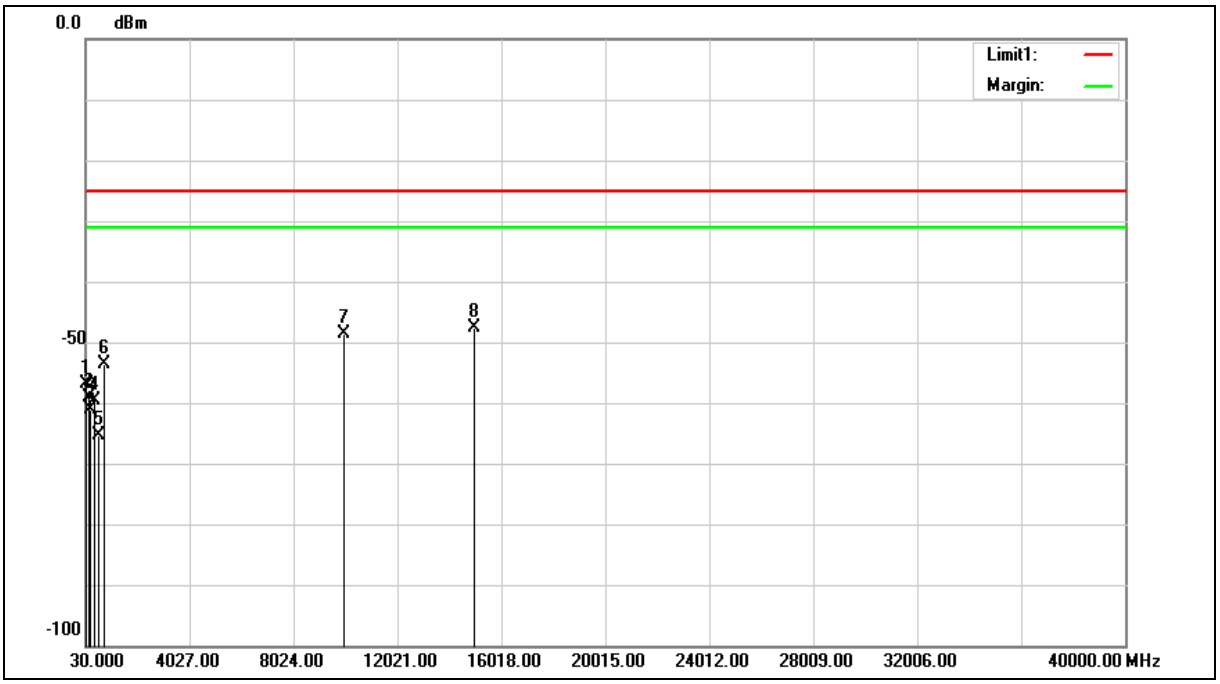

Standard:	FCC Part 90Y	Test Distance:	3 m
Test item:	Harmonic		
Frequency:	4985 MHz		
Mode:	Mode 11		
Ant.Polar.:	Vertical		

No.	Frequency (MHz)	Reading (dBm)	Correct Factor (dB)	Result (dBm)	Limit (dBm)	Margin (dB)	Remark
1	48.4300	-55.24	-1.74	-56.98	-25.00	-31.98	RMS
2	147.3700	-58.81	-0.33	-59.14	-25.00	-34.14	RMS
3	227.8800	-58.47	-2.70	-61.17	-25.00	-36.17	RMS
4	359.8000	-59.71	0.13	-59.58	-25.00	-34.58	RMS
5	500.4500	-68.08	2.70	-65.38	-25.00	-40.38	RMS
6	719.6700	-60.99	7.36	-53.63	-25.00	-28.63	RMS
7	9970.000	-73.82	25.20	-48.62	-25.00	-23.62	RMS
8	14955.000	-77.88	30.24	-47.64	-25.00	-22.64	RMS

Note:1.Result (dBuV/m) = Correct Factor (dB/m) + Reading(dBuV).

2.Correction factor (dB/m) = Antenna Factor (dB/m) + Cable loss (dB) – Pre-Amplifier gain (dB).

3.When the peak results are less than average limit, so not need to evaluate the average.

Standard:	FCC Part 90Y	Test Distance:	3 m
Test item:	Harmonic		
Frequency:	4950 MHz		
Mode:	Mode 12		
Ant.Polar.:	Horizontal		

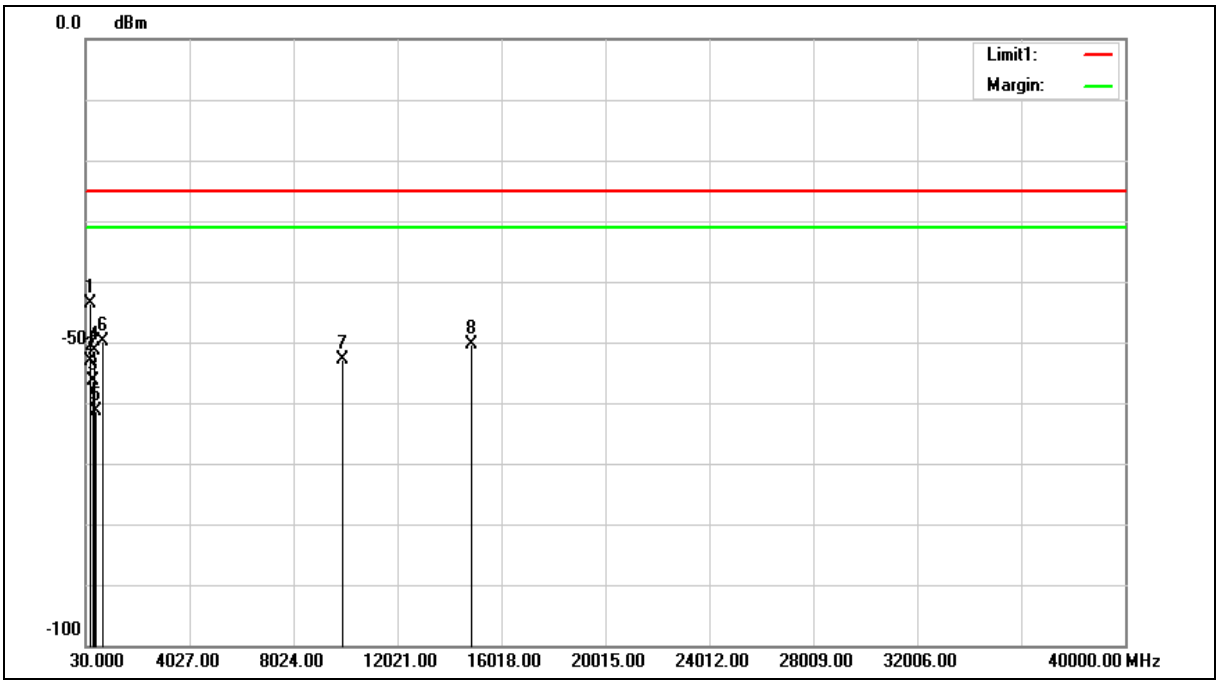

Standard:	FCC Part 90Y	Test Distance:	3 m
Test item:	Harmonic		
Frequency:	4950 MHz		
Mode:	Mode 12		
Ant.Polar.:	Horizontal		

No.	Frequency (MHz)	Reading (dBm)	Correct Factor (dB)	Result (dBm)	Limit (dBm)	Margin (dB)	Remark
1	174.5300	-41.92	-1.71	-43.63	-25.00	-18.63	RMS
2	227.8800	-50.57	-2.62	-53.19	-25.00	-28.19	RMS
3	312.2700	-56.15	-0.34	-56.49	-25.00	-31.49	RMS
4	359.8000	-51.84	0.37	-51.47	-25.00	-26.47	RMS
5	400.5400	-62.47	1.07	-61.40	-25.00	-36.40	RMS
6	719.6700	-56.78	6.86	-49.92	-25.00	-24.92	RMS
7	9900.000	-77.92	25.13	-52.79	-25.00	-27.79	RMS
8	14850.000	-80.66	30.19	-50.47	-25.00	-25.47	RMS

Note:1.Result (dBuV/m) = Correct Factor (dB/m) + Reading(dBuV).

2.Correction factor (dB/m) = Antenna Factor (dB/m) + Cable loss (dB) – Pre-Amplifier gain (dB).

3.When the peak results are less than average limit, so not need to evaluate the average.

Standard:	FCC Part 90Y	Test Distance:	3 m
Test item:	Harmonic		
Frequency:	4950 MHz		
Mode:	Mode 12		
Ant.Polar.:	Vertical		

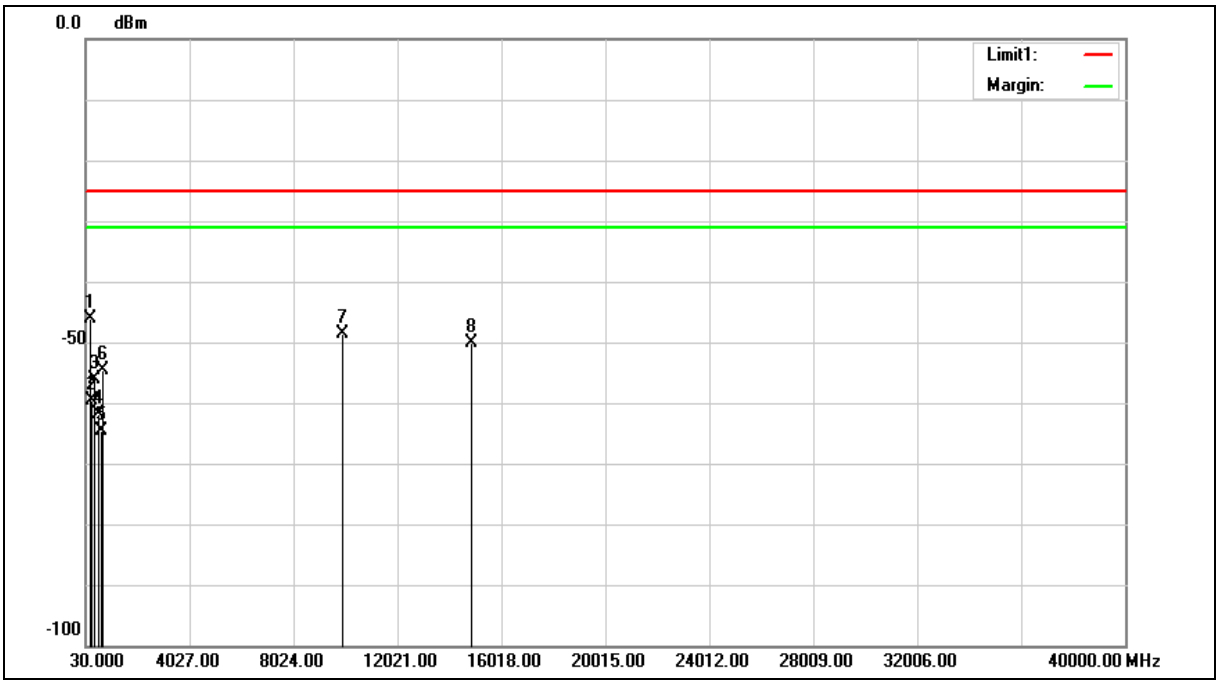

Standard:	FCC Part 90Y	Test Distance:	3 m
Test item:	Harmonic		
Frequency:	4950 MHz		
Mode:	Mode 12		
Ant.Polar.:	Vertical		

No.	Frequency (MHz)	Reading (dBm)	Correct Factor (dB)	Result (dBm)	Limit (dBm)	Margin (dB)	Remark
1	174.5300	-44.51	-1.71	-46.22	-25.00	-21.22	RMS
2	239.5200	-57.48	-2.15	-59.63	-25.00	-34.63	RMS
3	359.8000	-56.53	0.37	-56.16	-25.00	-31.16	RMS
4	523.7300	-64.99	3.07	-61.92	-25.00	-36.92	RMS
5	600.3600	-69.43	4.71	-64.72	-25.00	-39.72	RMS
6	719.6700	-61.43	6.86	-54.57	-25.00	-29.57	RMS
7	9900.000	-73.74	25.13	-48.61	-25.00	-23.61	RMS
8	14850.000	-80.42	30.19	-50.23	-25.00	-25.23	RMS

Note:1.Result (dBuV/m) = Correct Factor (dB/m) + Reading(dBuV).

2.Correction factor (dB/m) = Antenna Factor (dB/m) + Cable loss (dB) – Pre-Amplifier gain (dB).

3.When the peak results are less than average limit, so not need to evaluate the average.

Standard:	FCC Part 90Y	Test Distance:	3 m
Test item:	Harmonic		
Frequency:	4965 MHz		
Mode:	Mode 12		
Ant.Polar.:	Horizontal		

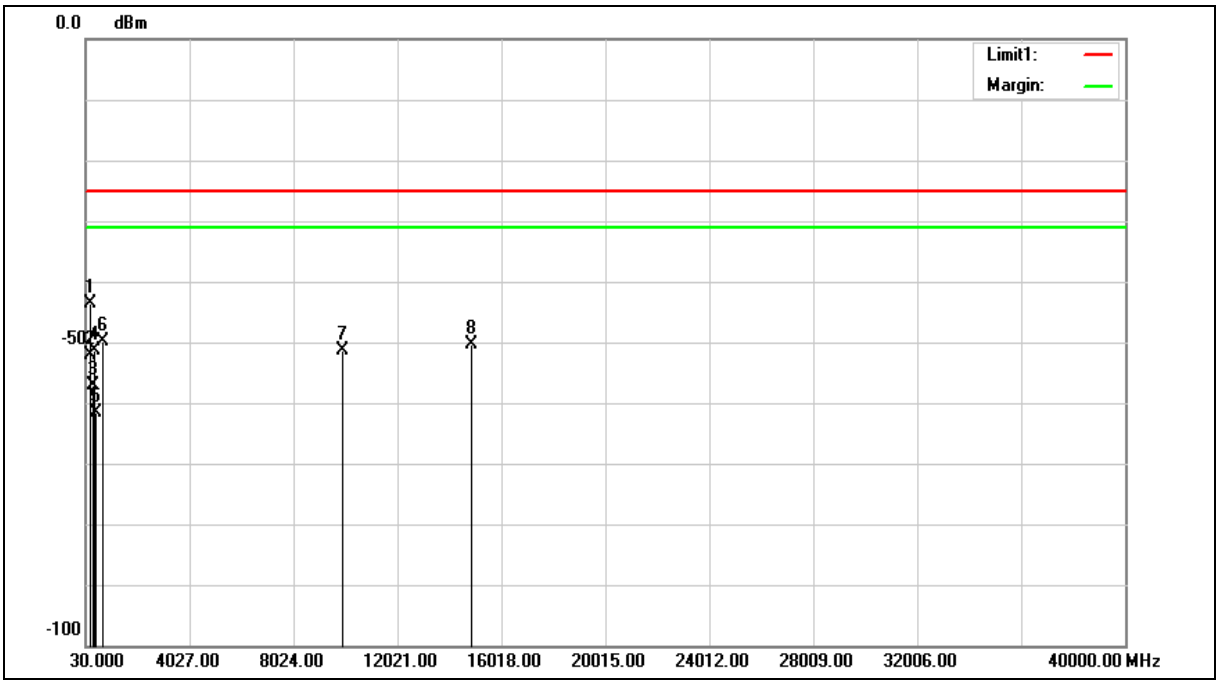

Standard:	FCC Part 90Y	Test Distance:	3 m
Test item:	Harmonic		
Frequency:	4965 MHz		
Mode:	Mode 12		
Ant.Polar.:	Horizontal		

No.	Frequency (MHz)	Reading (dBm)	Correct Factor (dB)	Result (dBm)	Limit (dBm)	Margin (dB)	Remark
1	174.5300	-42.02	-1.71	-43.73	-25.00	-18.73	RMS
2	227.8800	-49.40	-2.62	-52.02	-25.00	-27.02	RMS
3	312.2700	-56.73	-0.34	-57.07	-25.00	-32.07	RMS
4	359.8000	-51.85	0.37	-51.48	-25.00	-26.48	RMS
5	399.5700	-62.74	1.05	-61.69	-25.00	-36.69	RMS
6	719.6700	-56.79	6.86	-49.93	-25.00	-24.93	RMS
7	9930.000	-76.64	25.21	-51.43	-25.00	-26.43	RMS
8	14895.000	-80.55	30.25	-50.30	-25.00	-25.30	RMS

Note:1.Result (dBuV/m) = Correct Factor (dB/m) + Reading(dBuV).

2.Correction factor (dB/m) = Antenna Factor (dB/m) + Cable loss (dB) – Pre-Amplifier gain (dB).

3.When the peak results are less than average limit, so not need to evaluate the average.

Standard:	FCC Part 90Y	Test Distance:	3 m
Test item:	Harmonic		
Frequency:	4965 MHz		
Mode:	Mode 12		
Ant.Polar.:	Vertical		

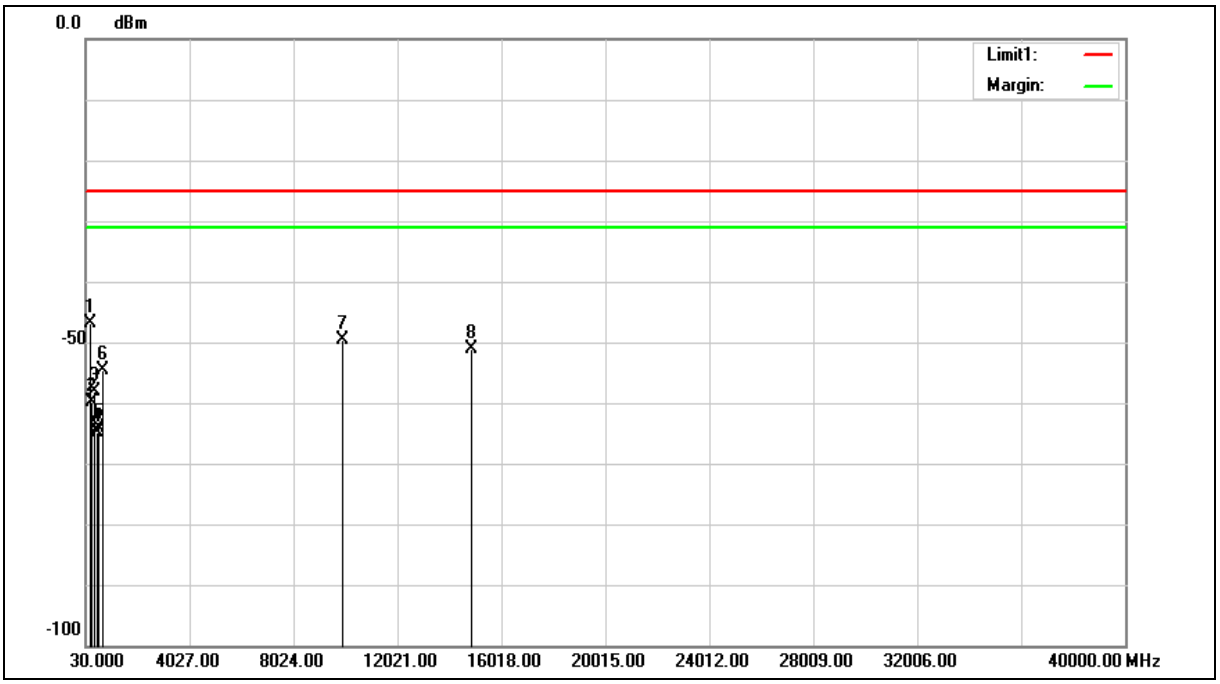

Standard:	FCC Part 90Y	Test Distance:	3 m
Test item:	Harmonic		
Frequency:	4965 MHz		
Mode:	Mode 12		
Ant.Polar.:	Vertical		

No.	Frequency (MHz)	Reading (dBm)	Correct Factor (dB)	Result (dBm)	Limit (dBm)	Margin (dB)	Remark
1	174.5300	-45.05	-1.71	-46.76	-25.00	-21.76	RMS
2	240.4900	-57.84	-2.12	-59.96	-25.00	-34.96	RMS
3	348.1600	-58.20	0.16	-58.04	-25.00	-33.04	RMS
4	432.5500	-66.53	1.64	-64.89	-25.00	-39.89	RMS
5	523.7300	-67.26	3.07	-64.19	-25.00	-39.19	RMS
6	719.6700	-61.46	6.86	-54.60	-25.00	-29.60	RMS
7	9930.000	-74.92	25.21	-49.71	-25.00	-24.71	RMS
8	14895.000	-81.31	30.25	-51.06	-25.00	-26.06	RMS

Note:1.Result (dBuV/m) = Correct Factor (dB/m) + Reading(dBuV).

2.Correction factor (dB/m) = Antenna Factor (dB/m) + Cable loss (dB) – Pre-Amplifier gain (dB).

3.When the peak results are less than average limit, so not need to evaluate the average.

Standard:	FCC Part 90Y	Test Distance:	3 m
Test item:	Harmonic		
Frequency:	4980 MHz		
Mode:	Mode 12		
Ant.Polar.:	Horizontal		

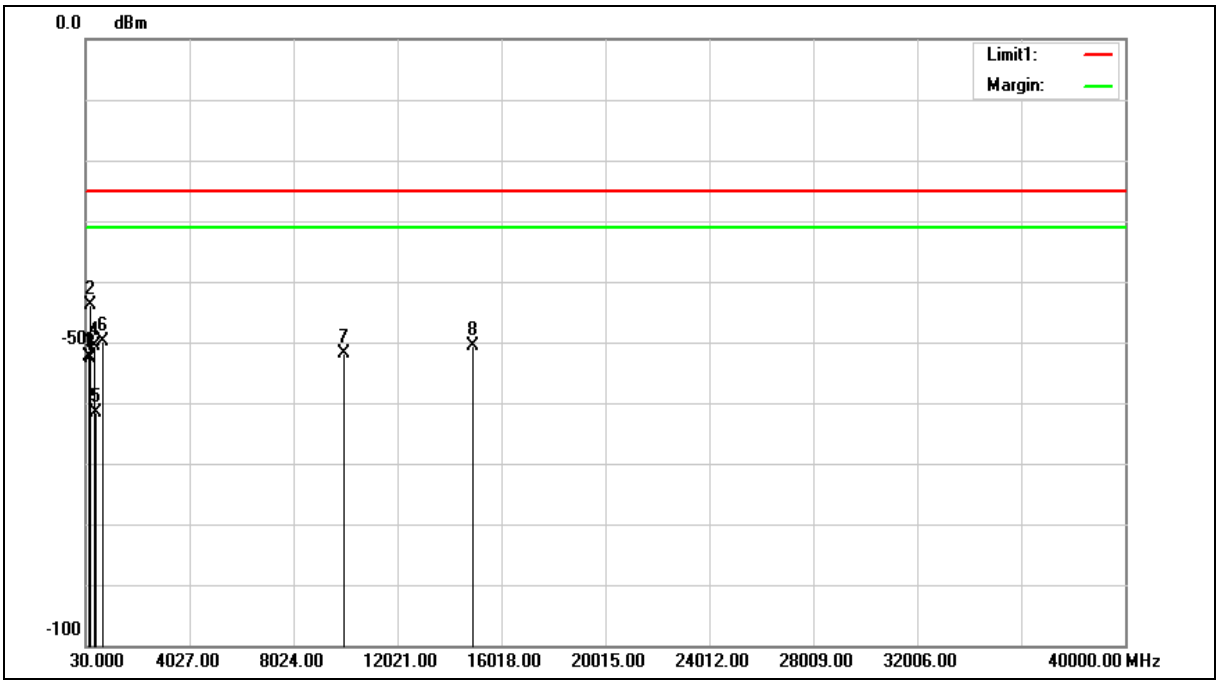

Standard:	FCC Part 90Y	Test Distance:	3 m
Test item:	Harmonic		
Frequency:	4980 MHz		
Mode:	Mode 12		
Ant.Polar.:	Horizontal		

No.	Frequency (MHz)	Reading (dBm)	Correct Factor (dB)	Result (dBm)	Limit (dBm)	Margin (dB)	Remark
1	149.3100	-52.22	-0.21	-52.43	-25.00	-27.43	RMS
2	174.5300	-42.10	-1.71	-43.81	-25.00	-18.81	RMS
3	228.8500	-50.15	-2.55	-52.70	-25.00	-27.70	RMS
4	359.8000	-51.08	0.37	-50.71	-25.00	-25.71	RMS
5	399.5700	-62.73	1.05	-61.68	-25.00	-36.68	RMS
6	719.6700	-56.61	6.86	-49.75	-25.00	-24.75	RMS
7	9960.000	-77.07	25.28	-51.79	-25.00	-26.79	RMS
8	14940.000	-80.87	30.32	-50.55	-25.00	-25.55	RMS

Note:1.Result (dBuV/m) = Correct Factor (dB/m) + Reading(dBuV).

2.Correction factor (dB/m) = Antenna Factor (dB/m) + Cable loss (dB) – Pre-Amplifier gain (dB).

3.When the peak results are less than average limit, so not need to evaluate the average.

Standard:	FCC Part 90Y	Test Distance:	3 m
Test item:	Harmonic		
Frequency:	4980 MHz		
Mode:	Mode 12		
Ant.Polar.:	Vertical		

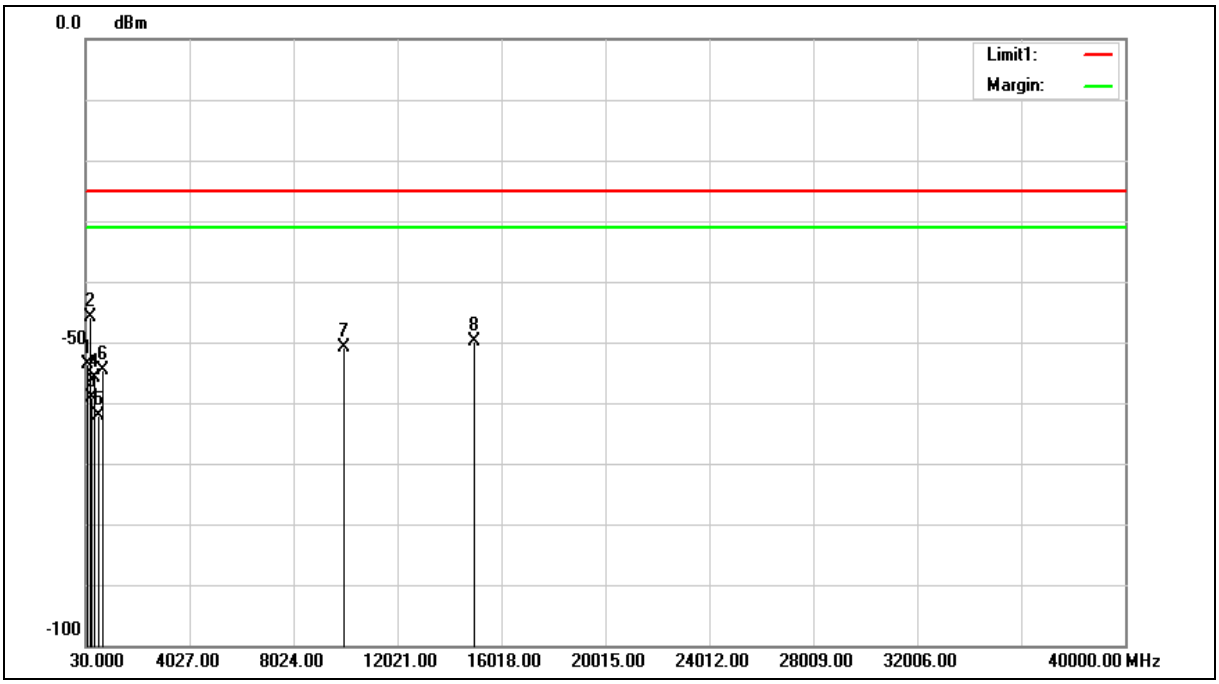

Standard:	FCC Part 90Y	Test Distance:	3 m
Test item:	Harmonic		
Frequency:	4980 MHz		
Mode:	Mode 12		
Ant.Polar.:	Vertical		

No.	Frequency (MHz)	Reading (dBm)	Correct Factor (dB)	Result (dBm)	Limit (dBm)	Margin (dB)	Remark
1	100.8100	-48.73	-4.82	-53.55	-25.00	-28.55	RMS
2	174.5300	-44.17	-1.71	-45.88	-25.00	-20.88	RMS
3	240.4900	-57.05	-2.12	-59.17	-25.00	-34.17	RMS
4	359.8000	-56.28	0.37	-55.91	-25.00	-30.91	RMS
5	523.7300	-65.15	3.07	-62.08	-25.00	-37.08	RMS
6	719.6700	-61.48	6.86	-54.62	-25.00	-29.62	RMS
7	9960.000	-76.21	25.28	-50.93	-25.00	-25.93	RMS
8	14940.000	-80.18	30.32	-49.86	-25.00	-24.86	RMS

Note:1.Result (dBuV/m) = Correct Factor (dB/m) + Reading(dBuV).

2.Correction factor (dB/m) = Antenna Factor (dB/m) + Cable loss (dB) – Pre-Amplifier gain (dB).

3.When the peak results are less than average limit, so not need to evaluate the average.

3.8. Frequency Stability for Temperature & Voltage

Frequency Stability (Temperature Variation)

Test Mode	Mode 1: SISO_5 MHz Continuous TX mode (Legacy)				
Frequency (MHz)	Temp. (ºC)	Lower Frequency (MHz)	Lower Limit (MHz)	Upper Frequency (MHz)	Upperr Limit (MHz)
4942.5 MHz	-40	4940.3600	4940.0000	4944.9200	4945.0000
	-30	4940.3600	4940.0000	4944.8800	4945.0000
	-20	4940.3600	4940.0000	4944.9300	4945.0000
	-10	4940.2200	4940.0000	4944.9100	4945.0000
	0	4940.2800	4940.0000	4944.9700	4945.0000
	10	4940.2300	4940.0000	4944.9100	4945.0000
	20(Normal)	4940.2800	4940.0000	4944.9800	4945.0000
	30	4940.3100	4940.0000	4944.9100	4945.0000
	40	4940.1900	4940.0000	4944.9700	4945.0000
	50	4940.2900	4940.0000	4944.9900	4945.0000
	60	4940.3600	4940.0000	4944.9100	4945.0000
	70	4940.3500	4940.0000	4944.9900	4945.0000
	80	4940.3600	4940.0000	4944.9200	4945.0000

Frequency Stability vs. Voltage

Test Mode	Mode 1: SISO_5 MHz Continuous TX mode (Legacy)				
Frequency (MHz)	Voltage	Lower Frequency (MHz)	Lower Limit (MHz)	Upper Frequency (MHz)	Upperr Limit (MHz)
4942.5 MHz	Low	4940.2100	4940.0000	4944.8800	4945.0000
	Normal	4940.2400	4940.0000	4944.9500	4945.0000
	High	4940.3700	4940.0000	4944.9200	4945.0000

Frequency Stability (Temperature Variation)

Test Mode	Mode 1: SISO_5 MHz Continuous TX mode (Legacy)				
Frequency (MHz)	Temp. (ºC)	Lower Frequency (MHz)	Lower Limit (MHz)	Upper Frequency (MHz)	Upperr Limit (MHz)
4967.5 MHz	-40	4965.0900	4965.0000	4969.9500	4970.0000
	-30	4965.1500	4965.0000	4969.9100	4970.0000
	-20	4965.0500	4965.0000	4969.9000	4970.0000
	-10	4965.0200	4965.0000	4969.8800	4970.0000
	0	4965.0700	4965.0000	4969.9300	4970.0000
	10	4965.1500	4965.0000	4969.9000	4970.0000
	20(Normal)	4965.1000	4965.0000	4969.9800	4970.0000
	30	4965.0600	4965.0000	4969.9000	4970.0000
	40	4965.1300	4965.0000	4969.9800	4970.0000
	50	4965.0900	4965.0000	4969.9600	4970.0000
	60	4965.1300	4965.0000	4969.9700	4970.0000
	70	4965.1700	4965.0000	4969.9000	4970.0000
	80	4965.1900	4965.0000	4969.9300	4970.0000

Frequency Stability vs. Voltage

Test Mode	Mode 1: SISO_5 MHz Continuous TX mode (Legacy)				
Frequency (MHz)	Voltage	Lower Frequency (MHz)	Lower Limit (MHz)	Upper Frequency (MHz)	Upperr Limit (MHz)
4967.5 MHz	Low	4965.0800	4965.0000	4969.9300	4970.0000
	Normal	4965.1000	4965.0000	4969.9700	4970.0000
	High	4965.0300	4965.0000	4969.9900	4970.0000

Frequency Stability (Temperature Variation)

Test Mode	Mode 1: SISO_5 MHz Continuous TX mode (Legacy)				
Frequency (MHz)	Temp. (°C)	Lower Frequency (MHz)	Lower Limit (MHz)	Upper Frequency (MHz)	Upperr Limit (MHz)
4987.5 MHz	-40	4985.0200	4985.0000	4989.7800	4990.0000
	-30	4985.1700	4985.0000	4989.8300	4990.0000
	-20	4985.0300	4985.0000	4989.7600	4990.0000
	-10	4985.0800	4985.0000	4989.8700	4990.0000
	0	4985.0200	4985.0000	4989.8700	4990.0000
	10	4985.0300	4985.0000	4989.8100	4990.0000
	20(Normal)	4985.0800	4985.0000	4989.8000	4990.0000
	30	4985.1200	4985.0000	4989.8200	4990.0000
	40	4985.1600	4985.0000	4989.9000	4990.0000
	50	4985.1700	4985.0000	4989.8000	4990.0000
	60	4985.0600	4985.0000	4989.9000	4990.0000
	70	4985.0500	4985.0000	4989.7400	4990.0000
	80	4985.0300	4985.0000	4989.8700	4990.0000

Frequency Stability vs. Voltage

Test Mode	Mode 1: SISO_5 MHz Continuous TX mode (Legacy)				
Frequency (MHz)	Voltage	Lower Frequency (MHz)	Lower Limit (MHz)	Upper Frequency (MHz)	Upperr Limit (MHz)
4987.5 MHz	Low	4985.1100	4985.0000	4989.8400	4990.0000
	Normal	4985.0900	4985.0000	4989.8300	4990.0000
	High	4985.0900	4985.0000	4989.8400	4990.0000

Frequency Stability (Temperature Variation)

Test Mode	Mode 2: SISO_10 MHz Continuous TX mode (Legacy)				
Frequency (MHz)	Temp. (°C)	Lower Frequency (MHz)	Lower Limit (MHz)	Upper Frequency (MHz)	Upperr Limit (MHz)
4945 MHz	-40	4940.5300	4940.0000	4949.9700	4950.0000
	-30	4940.4400	4940.0000	4949.9700	4950.0000
	-20	4940.5000	4940.0000	4949.9700	4950.0000
	-10	4940.5000	4940.0000	4949.8900	4950.0000
	0	4940.3700	4940.0000	4949.9000	4950.0000
	10	4940.4100	4940.0000	4949.9700	4950.0000
	20(Normal)	4940.4400	4940.0000	4949.9600	4950.0000
	30	4940.5200	4940.0000	4949.9300	4950.0000
	40	4940.3400	4940.0000	4949.9600	4950.0000
	50	4940.4000	4940.0000	4949.8800	4950.0000
	60	4940.3400	4940.0000	4949.8700	4950.0000
	70	4940.5300	4940.0000	4949.9800	4950.0000
	80	4940.3900	4940.0000	4949.9600	4950.0000

Frequency Stability vs. Voltage

Test Mode	Mode 2: SISO_10 MHz Continuous TX mode (Legacy)				
Frequency (MHz)	Voltage	Lower Frequency (MHz)	Lower Limit (MHz)	Upper Frequency (MHz)	Upperr Limit (MHz)
4945 MHz	Low	4940.5100	4940.0000	4949.9400	4950.0000
	Normal	4940.4600	4940.0000	4949.9900	4950.0000
	High	4940.5200	4940.0000	4949.9100	4950.0000

Frequency Stability (Temperature Variation)

Test Mode	Mode 2: SISO_10 MHz Continuous TX mode (Legacy)				
Frequency (MHz)	Temp. (°C)	Lower Frequency (MHz)	Lower Limit (MHz)	Upper Frequency (MHz)	Upperr Limit (MHz)
4965 MHz	-40	4960.2900	4960.0000	4969.8000	4970.0000
	-30	4960.2600	4960.0000	4969.7700	4970.0000
	-20	4960.3100	4960.0000	4969.8200	4970.0000
	-10	4960.4100	4960.0000	4969.8100	4970.0000
	0	4960.2300	4960.0000	4969.7500	4970.0000
	10	4960.3100	4960.0000	4969.7600	4970.0000
	20(Normal)	4960.3200	4960.0000	4969.8400	4970.0000
	30	4960.2600	4960.0000	4969.7500	4970.0000
	40	4960.2800	4960.0000	4969.8000	4970.0000
	50	4960.3800	4960.0000	4969.8500	4970.0000
	60	4960.2300	4960.0000	4969.9100	4970.0000
	70	4960.2200	4960.0000	4969.8700	4970.0000
	80	4960.2800	4960.0000	4969.7600	4970.0000

Frequency Stability vs. Voltage

Test Mode	Mode 2: SISO_10 MHz Continuous TX mode (Legacy)				
Frequency (MHz)	Voltage	Lower Frequency (MHz)	Lower Limit (MHz)	Upper Frequency (MHz)	Upperr Limit (MHz)
4965 MHz	Low	4960.3900	4960.0000	4969.8600	4970.0000
	Normal	4960.2700	4960.0000	4969.9300	4970.0000
	High	4960.3300	4960.0000	4969.8800	4970.0000

Frequency Stability (Temperature Variation)

Test Mode	Mode 2: SISO_10 MHz Continuous TX mode (Legacy)				
Frequency (MHz)	Temp. (°C)	Lower Frequency (MHz)	Lower Limit (MHz)	Upper Frequency (MHz)	Upperr Limit (MHz)
4985 MHz	-40	4980.6200	4980.0000	4989.4600	4990.0000
	-30	4980.6500	4980.0000	4989.5100	4990.0000
	-20	4980.5600	4980.0000	4989.3900	4990.0000
	-10	4980.5400	4980.0000	4989.4300	4990.0000
	0	4980.7000	4980.0000	4989.3800	4990.0000
	10	4980.6200	4980.0000	4989.4400	4990.0000
	20(Normal)	4980.6400	4980.0000	4989.4800	4990.0000
	30	4980.6200	4980.0000	4989.4100	4990.0000
	40	4980.6300	4980.0000	4989.4100	4990.0000
	50	4980.5800	4980.0000	4989.4600	4990.0000
	60	4980.6300	4980.0000	4989.5300	4990.0000
	70	4980.7400	4980.0000	4989.4500	4990.0000
	80	4980.6000	4980.0000	4989.5800	4990.0000

Frequency Stability vs. Voltage

Test Mode	Mode 2: SISO_10 MHz Continuous TX mode (Legacy)				
Frequency (MHz)	Voltage	Lower Frequency (MHz)	Lower Limit (MHz)	Upper Frequency (MHz)	Upperr Limit (MHz)
4985 MHz	Low	4980.7100	4980.0000	4989.5100	4990.0000
	Normal	4980.5900	4980.0000	4989.4300	4990.0000
	High	4980.5600	4980.0000	4989.4500	4990.0000

Frequency Stability (Temperature Variation)

Test Mode	Mode 3: SISO_20 MHz Continuous TX mode (Legacy)				
Frequency (MHz)	Temp. (°C)	Lower Frequency (MHz)	Lower Limit (MHz)	Upper Frequency (MHz)	Upperr Limit (MHz)
4950 MHz	-40	4941.1800	4940.0000	4959.7500	4960.0000
	-30	4941.1500	4940.0000	4959.8100	4960.0000
	-20	4941.0700	4940.0000	4959.6700	4960.0000
	-10	4941.1800	4940.0000	4959.7900	4960.0000
	0	4941.0300	4940.0000	4959.7600	4960.0000
	10	4941.1900	4940.0000	4959.7700	4960.0000
	20(Normal)	4941.1200	4940.0000	4959.7600	4960.0000
	30	4941.1800	4940.0000	4959.8500	4960.0000
	40	4941.1400	4940.0000	4959.8000	4960.0000
	50	4941.1600	4940.0000	4959.8100	4960.0000
	60	4941.1400	4940.0000	4959.8400	4960.0000
	70	4941.1700	4940.0000	4959.7400	4960.0000
	80	4941.1200	4940.0000	4959.7200	4960.0000

Frequency Stability vs. Voltage

Test Mode	Mode 3: SISO_20 MHz Continuous TX mode (Legacy)				
Frequency (MHz)	Voltage	Lower Frequency (MHz)	Lower Limit (MHz)	Upper Frequency (MHz)	Upperr Limit (MHz)
4950 MHz	Low	4941.0300	4940.0000	4959.7500	4960.0000
	Normal	4941.2100	4940.0000	4959.8200	4960.0000
	High	4941.1300	4940.0000	4959.7400	4960.0000

Frequency Stability (Temperature Variation)

Test Mode	Mode 3: SISO_20 MHz Continuous TX mode (Legacy)				
Frequency (MHz)	Temp. (°C)	Lower Frequency (MHz)	Lower Limit (MHz)	Upper Frequency (MHz)	Upperr Limit (MHz)
4965 MHz	-40	4956.0700	4955.0000	4974.6800	4975.0000
	-30	4956.1600	4955.0000	4974.6800	4975.0000
	-20	4956.0800	4955.0000	4974.7200	4975.0000
	-10	4956.0500	4955.0000	4974.7000	4975.0000
	0	4956.1500	4955.0000	4974.8500	4975.0000
	10	4956.2100	4955.0000	4974.6900	4975.0000
	20(Normal)	4956.1200	4955.0000	4974.7600	4975.0000
	30	4956.0900	4955.0000	4974.7000	4975.0000
	40	4956.2000	4955.0000	4974.7300	4975.0000
	50	4956.2200	4955.0000	4974.8200	4975.0000
	60	4956.0500	4955.0000	4974.7200	4975.0000
	70	4956.1700	4955.0000	4974.6900	4975.0000
	80	4956.0600	4955.0000	4974.7800	4975.0000

Frequency Stability vs. Voltage

Test Mode	Mode 3: SISO_20 MHz Continuous TX mode (Legacy)				
Frequency (MHz)	Voltage	Lower Frequency (MHz)	Lower Limit (MHz)	Upper Frequency (MHz)	Upperr Limit (MHz)
4965 MHz	Low	4956.0300	4955.0000	4974.7500	4975.0000
	Normal	4956.1100	4955.0000	4974.7500	4975.0000
	High	4956.0700	4955.0000	4974.7400	4975.0000

Frequency Stability (Temperature Variation)

Test Mode	Mode 3: SISO_20 MHz Continuous TX mode (Legacy)				
Frequency (MHz)	Temp. (°C)	Lower Frequency (MHz)	Lower Limit (MHz)	Upper Frequency (MHz)	Upperr Limit (MHz)
4980 MHz	-40	4971.2300	4970.0000	4989.8200	4990.0000
	-30	4971.1600	4970.0000	4989.8300	4990.0000
	-20	4971.2300	4970.0000	4989.8300	4990.0000
	-10	4971.2200	4970.0000	4989.9200	4990.0000
	0	4971.1100	4970.0000	4989.7400	4990.0000
	10	4971.2500	4970.0000	4989.9100	4990.0000
	20(Normal)	4971.2000	4970.0000	4989.8400	4990.0000
	30	4971.2600	4970.0000	4989.9300	4990.0000
	40	4971.2700	4970.0000	4989.7900	4990.0000
	50	4971.2200	4970.0000	4989.8600	4990.0000
	60	4971.1100	4970.0000	4989.8500	4990.0000
	70	4971.1000	4970.0000	4989.8000	4990.0000
	80	4971.2800	4970.0000	4989.7800	4990.0000

Frequency Stability vs. Voltage

Test Mode	Mode 3: SISO_20 MHz Continuous TX mode (Legacy)				
Frequency (MHz)	Voltage	Lower Frequency (MHz)	Lower Limit (MHz)	Upper Frequency (MHz)	Upperr Limit (MHz)
4980 MHz	Low	4971.2200	4970.0000	4989.8100	4990.0000
	Normal	4971.2800	4970.0000	4989.8600	4990.0000
	High	4971.2300	4970.0000	4989.7500	4990.0000

Frequency Stability (Temperature Variation)

Test Mode	Mode 4: SISO_5 MHz Continuous TX mode				
Frequency (MHz)	Temp. (°C)	Lower Frequency (MHz)	Lower Limit (MHz)	Upper Frequency (MHz)	Upperr Limit (MHz)
4942.5 MHz	-40	4940.2000	4940.0000	4944.9200	4945.0000
	-30	4940.0900	4940.0000	4944.9200	4945.0000
	-20	4940.1100	4940.0000	4944.8300	4945.0000
	-10	4940.1200	4940.0000	4944.8900	4945.0000
	0	4940.0900	4940.0000	4944.8700	4945.0000
	10	4940.1300	4940.0000	4944.7700	4945.0000
	20(Normal)	4940.1800	4940.0000	4944.8400	4945.0000
	30	4940.2100	4940.0000	4944.8400	4945.0000
	40	4940.2500	4940.0000	4944.9100	4945.0000
	50	4940.0900	4940.0000	4944.8100	4945.0000
	60	4940.2700	4940.0000	4944.8100	4945.0000
	70	4940.0900	4940.0000	4944.7800	4945.0000
	80	4940.1900	4940.0000	4944.7400	4945.0000

Frequency Stability vs. Voltage

Test Mode	Mode 4: SISO_5 MHz Continuous TX mode				
Frequency (MHz)	Voltage	Lower Frequency (MHz)	Lower Limit (MHz)	Upper Frequency (MHz)	Upperr Limit (MHz)
4942.5 MHz	Low	4940.1000	4940.0000	4944.8400	4945.0000
	Normal	4940.1500	4940.0000	4944.9300	4945.0000
	High	4940.2400	4940.0000	4944.8000	4945.0000

Frequency Stability (Temperature Variation)

Test Mode	Mode 4: SISO_5 MHz Continuous TX mode				
Frequency (MHz)	Temp. (°C)	Lower Frequency (MHz)	Lower Limit (MHz)	Upper Frequency (MHz)	Upperr Limit (MHz)
4967.5 MHz	-40	4965.2400	4965.0000	4969.8000	4970.0000
	-30	4965.2100	4965.0000	4969.8500	4970.0000
	-20	4965.1900	4965.0000	4969.7800	4970.0000
	-10	4965.1600	4965.0000	4969.7800	4970.0000
	0	4965.3100	4965.0000	4969.8600	4970.0000
	10	4965.2200	4965.0000	4969.8200	4970.0000
	20(Normal)	4965.2600	4965.0000	4969.7600	4970.0000
	30	4965.2100	4965.0000	4969.7300	4970.0000
	40	4965.2200	4965.0000	4969.7200	4970.0000
	50	4965.2900	4965.0000	4969.7000	4970.0000
	60	4965.2000	4965.0000	4969.8400	4970.0000
	70	4965.2900	4965.0000	4969.7600	4970.0000
	80	4965.2000	4965.0000	4969.8200	4970.0000

Frequency Stability vs. Voltage

Test Mode	Mode 4: SISO_5 MHz Continuous TX mode				
Frequency (MHz)	Voltage	Lower Frequency (MHz)	Lower Limit (MHz)	Upper Frequency (MHz)	Upperr Limit (MHz)
4967.5 MHz	Low	4965.3200	4965.0000	4969.6700	4970.0000
	Normal	4965.2600	4965.0000	4969.7300	4970.0000
	High	4965.2800	4965.0000	4969.7900	4970.0000

Frequency Stability (Temperature Variation)

Test Mode	Mode 4: SISO_5 MHz Continuous TX mode				
Frequency (MHz)	Temp. (°C)	Lower Frequency (MHz)	Lower Limit (MHz)	Upper Frequency (MHz)	Upperr Limit (MHz)
4987.5 MHz	-40	4985.1900	4985.0000	4989.7100	4990.0000
	-30	4985.2600	4985.0000	4989.7000	4990.0000
	-20	4985.2900	4985.0000	4989.8100	4990.0000
	-10	4985.2600	4985.0000	4989.6500	4990.0000
	0	4985.3400	4985.0000	4989.6800	4990.0000
	10	4985.2800	4985.0000	4989.6700	4990.0000
	20(Normal)	4985.2800	4985.0000	4989.7400	4990.0000
	30	4985.3200	4985.0000	4989.7300	4990.0000
	40	4985.3100	4985.0000	4989.6900	4990.0000
	50	4985.2400	4985.0000	4989.7900	4990.0000
	60	4985.3200	4985.0000	4989.7700	4990.0000
	70	4985.3700	4985.0000	4989.7300	4990.0000
	80	4985.2300	4985.0000	4989.6800	4990.0000

Frequency Stability vs. Voltage

Test Mode	Mode 4: SISO_5 MHz Continuous TX mode				
Frequency (MHz)	Voltage	Lower Frequency (MHz)	Lower Limit (MHz)	Upper Frequency (MHz)	Upperr Limit (MHz)
4987.5 MHz	Low	4985.2900	4985.0000	4989.7600	4990.0000
	Normal	4985.1900	4985.0000	4989.7000	4990.0000
	High	4985.3000	4985.0000	4989.6800	4990.0000

Frequency Stability (Temperature Variation)

Test Mode	Mode 5: SISO_10 MHz Continuous TX mode				
Frequency (MHz)	Temp. (°C)	Lower Frequency (MHz)	Lower Limit (MHz)	Upper Frequency (MHz)	Upperr Limit (MHz)
4945 MHz	-40	4940.5500	4940.0000	4949.5500	4950.0000
	-30	4940.5800	4940.0000	4949.6400	4950.0000
	-20	4940.5400	4940.0000	4949.6200	4950.0000
	-10	4940.6000	4940.0000	4949.6400	4950.0000
	0	4940.6400	4940.0000	4949.5800	4950.0000
	10	4940.5500	4940.0000	4949.6200	4950.0000
	20(Normal)	4940.5600	4940.0000	4949.6000	4950.0000
	30	4940.5600	4940.0000	4949.6900	4950.0000
	40	4940.6400	4940.0000	4949.5200	4950.0000
	50	4940.4800	4940.0000	4949.6000	4950.0000
	60	4940.6300	4940.0000	4949.6400	4950.0000
	70	4940.4600	4940.0000	4949.5600	4950.0000
	80	4940.4700	4940.0000	4949.5800	4950.0000

Frequency Stability vs. Voltage

Test Mode	Mode 5: SISO_10 MHz Continuous TX mode				
Frequency (MHz)	Voltage	Lower Frequency (MHz)	Lower Limit (MHz)	Upper Frequency (MHz)	Upperr Limit (MHz)
4945 MHz	Low	4940.6300	4940.0000	4949.6500	4950.0000
	Normal	4940.6200	4940.0000	4949.6300	4950.0000
	High	4940.4800	4940.0000	4949.5500	4950.0000

Frequency Stability (Temperature Variation)

Test Mode	Mode 5: SISO_10 MHz Continuous TX mode				
Frequency (MHz)	Temp. (°C)	Lower Frequency (MHz)	Lower Limit (MHz)	Upper Frequency (MHz)	Upperr Limit (MHz)
4965 MHz	-40	4960.3600	4960.0000	4969.9000	4970.0000
	-30	4960.4000	4960.0000	4969.9800	4970.0000
	-20	4960.4100	4960.0000	4969.8300	4970.0000
	-10	4960.3900	4960.0000	4970.0200	4970.0000
	0	4960.3900	4960.0000	4969.8900	4970.0000
	10	4960.4700	4960.0000	4969.8500	4970.0000
	20(Normal)	4960.4000	4960.0000	4969.9200	4970.0000
	30	4960.4800	4960.0000	4969.8900	4970.0000
	40	4960.3800	4960.0000	4969.8400	4970.0000
	50	4960.4100	4960.0000	4969.9700	4970.0000
	60	4960.3500	4960.0000	4969.9600	4970.0000
	70	4960.3700	4960.0000	4969.9700	4970.0000
	80	4960.3700	4960.0000	4969.9200	4970.0000

Frequency Stability vs. Voltage

Test Mode	Mode 5: SISO_10 MHz Continuous TX mode				
Frequency (MHz)	Voltage	Lower Frequency (MHz)	Lower Limit (MHz)	Upper Frequency (MHz)	Upperr Limit (MHz)
4965 MHz	Low	4960.3300	4960.0000	4969.9900	4970.0000
	Normal	4960.4700	4960.0000	4969.8200	4970.0000
	High	4960.3500	4960.0000	4969.8500	4970.0000

Frequency Stability (Temperature Variation)

Test Mode	Mode 5: SISO_10 MHz Continuous TX mode				
Frequency (MHz)	Temp. (°C)	Lower Frequency (MHz)	Lower Limit (MHz)	Upper Frequency (MHz)	Upperr Limit (MHz)
4985 MHz	-40	4980.5300	4980.0000	4989.4400	4990.0000
	-30	4980.4800	4980.0000	4989.4700	4990.0000
	-20	4980.6000	4980.0000	4989.4000	4990.0000
	-10	4980.5300	4980.0000	4989.3200	4990.0000
	0	4980.5500	4980.0000	4989.4600	4990.0000
	10	4980.5300	4980.0000	4989.3400	4990.0000
	20(Normal)	4980.5200	4980.0000	4989.4000	4990.0000
	30	4980.4700	4980.0000	4989.3400	4990.0000
	40	4980.5700	4980.0000	4989.3200	4990.0000
	50	4980.4400	4980.0000	4989.4700	4990.0000
	60	4980.5600	4980.0000	4989.3200	4990.0000
	70	4980.6100	4980.0000	4989.4500	4990.0000
	80	4980.5200	4980.0000	4989.4700	4990.0000

Frequency Stability vs. Voltage

Test Mode	Mode 5: SISO_10 MHz Continuous TX mode				
Frequency (MHz)	Voltage	Lower Frequency (MHz)	Lower Limit (MHz)	Upper Frequency (MHz)	Upperr Limit (MHz)
4985 MHz	Low	4980.5500	4980.0000	4989.3600	4990.0000
	Normal	4980.5100	4980.0000	4989.3700	4990.0000
	High	4980.5700	4980.0000	4989.4500	4990.0000

Frequency Stability (Temperature Variation)

Test Mode	Mode 6: SISO_20 MHz Continuous TX mode				
Frequency (MHz)	Temp. (°C)	Lower Frequency (MHz)	Lower Limit (MHz)	Upper Frequency (MHz)	Upperr Limit (MHz)
4950 MHz	-40	4940.7300	4940.0000	4959.8700	4960.0000
	-30	4940.6300	4940.0000	4959.9100	4960.0000
	-20	4940.8000	4940.0000	4959.8800	4960.0000
	-10	4940.7300	4940.0000	4959.9100	4960.0000
	0	4940.6900	4940.0000	4959.8500	4960.0000
	10	4940.6900	4940.0000	4959.9300	4960.0000
	20(Normal)	4940.7200	4940.0000	4959.8400	4960.0000
	30	4940.7900	4940.0000	4959.8800	4960.0000
	40	4940.6900	4940.0000	4959.8300	4960.0000
	50	4940.6800	4940.0000	4959.8600	4960.0000
	60	4940.7200	4940.0000	4959.8200	4960.0000
	70	4940.6200	4940.0000	4959.8500	4960.0000
	80	4940.7000	4940.0000	4959.7800	4960.0000

Frequency Stability vs. Voltage

Test Mode	Mode 6: SISO_20 MHz Continuous TX mode				
Frequency (MHz)	Voltage	Lower Frequency (MHz)	Lower Limit (MHz)	Upper Frequency (MHz)	Upperr Limit (MHz)
4950 MHz	Low	4940.8100	4940.0000	4959.7700	4960.0000
	Normal	4940.7500	4940.0000	4959.9300	4960.0000
	High	4940.7700	4940.0000	4959.7800	4960.0000

Frequency Stability (Temperature Variation)

Test Mode	Mode 6: SISO_20 MHz Continuous TX mode				
Frequency (MHz)	Temp. (°C)	Lower Frequency (MHz)	Lower Limit (MHz)	Upper Frequency (MHz)	Upperr Limit (MHz)
4965 MHz	-40	4955.8400	4955.0000	4974.8500	4975.0000
	-30	4955.7900	4955.0000	4974.8700	4975.0000
	-20	4955.8100	4955.0000	4974.8500	4975.0000
	-10	4955.8700	4955.0000	4974.9000	4975.0000
	0	4955.9400	4955.0000	4974.9500	4975.0000
	10	4955.9100	4955.0000	4974.9200	4975.0000
	20(Normal)	4955.8800	4955.0000	4974.9200	4975.0000
	30	4955.9300	4955.0000	4974.9900	4975.0000
	40	4955.9400	4955.0000	4974.9500	4975.0000
	50	4955.9100	4955.0000	4974.9800	4975.0000
	60	4955.8800	4955.0000	4974.8500	4975.0000
	70	4955.8600	4955.0000	4974.9100	4975.0000
	80	4955.8100	4955.0000	4974.9900	4975.0000

Frequency Stability vs. Voltage

Test Mode	Mode 6: SISO_20 MHz Continuous TX mode				
Frequency (MHz)	Voltage	Lower Frequency (MHz)	Lower Limit (MHz)	Upper Frequency (MHz)	Upperr Limit (MHz)
4965 MHz	Low	4955.8300	4955.0000	4974.9900	4975.0000
	Normal	4955.9100	4955.0000	4974.8500	4975.0000
	High	4955.7800	4955.0000	4974.8300	4975.0000

Frequency Stability (Temperature Variation)

Test Mode	Mode 6: SISO_20 MHz Continuous TX mode				
Frequency (MHz)	Temp. (°C)	Lower Frequency (MHz)	Lower Limit (MHz)	Upper Frequency (MHz)	Upperr Limit (MHz)
4980 MHz	-40	4971.1700	4970.0000	4989.6200	4990.0000
	-30	4971.1600	4970.0000	4989.6100	4990.0000
	-20	4971.1600	4970.0000	4989.5300	4990.0000
	-10	4971.2100	4970.0000	4989.6100	4990.0000
	0	4971.1000	4970.0000	4989.5900	4990.0000
	10	4971.1000	4970.0000	4989.5500	4990.0000
	20(Normal)	4971.1200	4970.0000	4989.6000	4990.0000
	30	4971.1000	4970.0000	4989.5300	4990.0000
	40	4971.1300	4970.0000	4989.5400	4990.0000
	50	4971.1300	4970.0000	4989.6700	4990.0000
	60	4971.1400	4970.0000	4989.5900	4990.0000
	70	4971.0800	4970.0000	4989.5600	4990.0000
	80	4971.1800	4970.0000	4989.5500	4990.0000

Frequency Stability vs. Voltage

Test Mode	Mode 6: SISO_20 MHz Continuous TX mode				
Frequency (MHz)	Voltage	Lower Frequency (MHz)	Lower Limit (MHz)	Upper Frequency (MHz)	Upperr Limit (MHz)
4980 MHz	Low	4971.1800	4970.0000	4989.5100	4990.0000
	Normal	4971.0900	4970.0000	4989.5700	4990.0000
	High	4971.1300	4970.0000	4989.5200	4990.0000

Frequency Stability (Temperature Variation)

Test Mode	Mode 7: MIMO_5 MHz Continuous TX mode (Legacy)				
Frequency (MHz)	Temp. (°C)	Lower Frequency (MHz)	Lower Limit (MHz)	Upper Frequency (MHz)	Upperr Limit (MHz)
4942.5 MHz	-40	4940.1800	4940.0000	4944.7900	4945.0000
	-30	4940.2000	4940.0000	4944.7700	4945.0000
	-20	4940.2400	4940.0000	4944.8400	4945.0000
	-10	4940.2600	4940.0000	4944.8900	4945.0000
	0	4940.2500	4940.0000	4944.7600	4945.0000
	10	4940.1700	4940.0000	4944.9600	4945.0000
	20(Normal)	4940.2600	4940.0000	4944.8600	4945.0000
	30	4940.2800	4940.0000	4944.8500	4945.0000
	40	4940.2800	4940.0000	4944.8900	4945.0000
	50	4940.2300	4940.0000	4944.9200	4945.0000
	60	4940.2000	4940.0000	4944.8900	4945.0000
	70	4940.3200	4940.0000	4944.9000	4945.0000
	80	4940.1800	4940.0000	4944.9500	4945.0000

Frequency Stability vs. Voltage

Test Mode	Mode 7: MIMO_5 MHz Continuous TX mode (Legacy)				
Frequency (MHz)	Voltage	Lower Frequency (MHz)	Lower Limit (MHz)	Upper Frequency (MHz)	Upperr Limit (MHz)
4942.5 MHz	Low	4940.1900	4940.0000	4944.9100	4945.0000
	Normal	4940.1700	4940.0000	4944.8700	4945.0000
	High	4940.2200	4940.0000	4944.7600	4945.0000

Frequency Stability (Temperature Variation)

Test Mode	Mode 7: MIMO_5 MHz Continuous TX mode (Legacy)				
Frequency (MHz)	Temp. (°C)	Lower Frequency (MHz)	Lower Limit (MHz)	Upper Frequency (MHz)	Upperr Limit (MHz)
4967.5 MHz	-40	4965.3100	4965.0000	4969.8700	4970.0000
	-30	4965.1600	4965.0000	4969.9700	4970.0000
	-20	4965.3300	4965.0000	4969.9400	4970.0000
	-10	4965.3500	4965.0000	4969.9900	4970.0000
	0	4965.2400	4965.0000	4969.8700	4970.0000
	10	4965.1600	4965.0000	4969.8700	4970.0000
	20(Normal)	4965.2600	4965.0000	4969.9600	4970.0000
	30	4965.3300	4965.0000	4969.9600	4970.0000
	40	4965.2100	4965.0000	4969.8600	4970.0000
	50	4965.1700	4965.0000	4969.8800	4970.0000
	60	4965.3400	4965.0000	4969.8700	4970.0000
	70	4965.3200	4965.0000	4969.9900	4970.0000
	80	4965.2600	4965.0000	4969.9600	4970.0000

Frequency Stability vs. Voltage

Test Mode	Mode 7: MIMO_5 MHz Continuous TX mode (Legacy)				
Frequency (MHz)	Voltage	Lower Frequency (MHz)	Lower Limit (MHz)	Upper Frequency (MHz)	Upperr Limit (MHz)
4967.5 MHz	Low	4965.3300	4965.0000	4969.9600	4970.0000
	Normal	4965.2900	4965.0000	4969.9100	4970.0000
	High	4965.3400	4965.0000	4969.8800	4970.0000

Frequency Stability (Temperature Variation)

Test Mode	Mode 7: MIMO_5 MHz Continuous TX mode (Legacy)				
Frequency (MHz)	Temp. (°C)	Lower Frequency (MHz)	Lower Limit (MHz)	Upper Frequency (MHz)	Upperr Limit (MHz)
4987.5 MHz	-40	4985.3100	4985.0000	4989.9600	4990.0000
	-30	4985.2000	4985.0000	4989.8800	4990.0000
	-20	4985.2200	4985.0000	4989.8600	4990.0000
	-10	4985.2700	4985.0000	4989.8600	4990.0000
	0	4985.2000	4985.0000	4989.9800	4990.0000
	10	4985.3300	4985.0000	4989.9800	4990.0000
	20(Normal)	4985.2400	4985.0000	4989.9200	4990.0000
	30	4985.2000	4985.0000	4989.9500	4990.0000
	40	4985.2900	4985.0000	4989.8700	4990.0000
	50	4985.3400	4985.0000	4989.9700	4990.0000
	60	4985.2800	4985.0000	4989.8900	4990.0000
	70	4985.2300	4985.0000	4989.9700	4990.0000
	80	4985.2800	4985.0000	4989.9100	4990.0000

Frequency Stability vs. Voltage

Test Mode	Mode 7: MIMO_5 MHz Continuous TX mode (Legacy)				
Frequency (MHz)	Voltage	Lower Frequency (MHz)	Lower Limit (MHz)	Upper Frequency (MHz)	Upperr Limit (MHz)
4987.5 MHz	Low	4985.2400	4985.0000	4989.8600	4990.0000
	Normal	4985.2700	4985.0000	4989.9100	4990.0000
	High	4985.2500	4985.0000	4989.9600	4990.0000

Frequency Stability (Temperature Variation)

Test Mode	Mode 8: MIMO_10 MHz Continuous TX mode (Legacy)				
Frequency (MHz)	Temp. (°C)	Lower Frequency (MHz)	Lower Limit (MHz)	Upper Frequency (MHz)	Upperr Limit (MHz)
4945 MHz	-40	4940.5100	4940.0000	4949.9100	4950.0000
	-30	4940.4000	4940.0000	4949.8900	4950.0000
	-20	4940.4000	4940.0000	4949.9200	4950.0000
	-10	4940.3600	4940.0000	4949.9400	4950.0000
	0	4940.5300	4940.0000	4949.8400	4950.0000
	10	4940.5000	4940.0000	4949.8400	4950.0000
	20(Normal)	4940.4400	4940.0000	4949.8800	4950.0000
	30	4940.4200	4940.0000	4949.7900	4950.0000
	40	4940.5300	4940.0000	4949.8000	4950.0000
	50	4940.3600	4940.0000	4949.7800	4950.0000
	60	4940.4500	4940.0000	4949.8900	4950.0000
	70	4940.5100	4940.0000	4949.7800	4950.0000
	80	4940.3900	4940.0000	4949.8800	4950.0000

Frequency Stability vs. Voltage

Test Mode	Mode 8: MIMO_10 MHz Continuous TX mode (Legacy)				
Frequency (MHz)	Voltage	Lower Frequency (MHz)	Lower Limit (MHz)	Upper Frequency (MHz)	Upperr Limit (MHz)
4945 MHz	Low	4940.5300	4940.0000	4949.8100	4950.0000
	Normal	4940.4100	4940.0000	4949.8400	4950.0000
	High	4940.4900	4940.0000	4949.8900	4950.0000

Frequency Stability (Temperature Variation)

Test Mode	Mode 8: MIMO_10 MHz Continuous TX mode (Legacy)				
Frequency (MHz)	Temp. (°C)	Lower Frequency (MHz)	Lower Limit (MHz)	Upper Frequency (MHz)	Upperr Limit (MHz)
4965 MHz	-40	4960.2900	4960.0000	4969.7900	4970.0000
	-30	4960.1800	4960.0000	4969.8500	4970.0000
	-20	4960.3200	4960.0000	4969.7800	4970.0000
	-10	4960.1900	4960.0000	4969.9100	4970.0000
	0	4960.2600	4960.0000	4969.7500	4970.0000
	10	4960.3500	4960.0000	4969.9100	4970.0000
	20(Normal)	4960.2800	4960.0000	4969.8400	4970.0000
	30	4960.3700	4960.0000	4969.7500	4970.0000
	40	4960.3500	4960.0000	4969.8200	4970.0000
	50	4960.2300	4960.0000	4969.7900	4970.0000
	60	4960.3000	4960.0000	4969.9100	4970.0000
	70	4960.1800	4960.0000	4969.7800	4970.0000
	80	4960.3500	4960.0000	4969.7500	4970.0000

Frequency Stability vs. Voltage

Test Mode	Mode 8: MIMO_10 MHz Continuous TX mode (Legacy)				
Frequency (MHz)	Voltage	Lower Frequency (MHz)	Lower Limit (MHz)	Upper Frequency (MHz)	Upperr Limit (MHz)
4965 MHz	Low	4960.2700	4960.0000	4969.8600	4970.0000
	Normal	4960.2800	4960.0000	4969.9000	4970.0000
	High	4960.3700	4960.0000	4969.9100	4970.0000

Frequency Stability (Temperature Variation)

Test Mode	Mode 8: MIMO_10 MHz Continuous TX mode (Legacy)				
Frequency (MHz)	Temp. (°C)	Lower Frequency (MHz)	Lower Limit (MHz)	Upper Frequency (MHz)	Upperr Limit (MHz)
4985 MHz	-40	4980.5400	4980.0000	4989.6200	4990.0000
	-30	4980.5400	4980.0000	4989.5900	4990.0000
	-20	4980.6500	4980.0000	4989.6600	4990.0000
	-10	4980.5400	4980.0000	4989.7100	4990.0000
	0	4980.6100	4980.0000	4989.6900	4990.0000
	10	4980.6700	4980.0000	4989.6800	4990.0000
	20(Normal)	4980.6000	4980.0000	4989.6400	4990.0000
	30	4980.5900	4980.0000	4989.7200	4990.0000
	40	4980.6600	4980.0000	4989.5700	4990.0000
	50	4980.6600	4980.0000	4989.5800	4990.0000
	60	4980.6100	4980.0000	4989.5700	4990.0000
	70	4980.6700	4980.0000	4989.6700	4990.0000
	80	4980.5500	4980.0000	4989.5800	4990.0000

Frequency Stability vs. Voltage

Test Mode	Mode 8: MIMO_10 MHz Continuous TX mode (Legacy)				
Frequency (MHz)	Voltage	Lower Frequency (MHz)	Lower Limit (MHz)	Upper Frequency (MHz)	Upperr Limit (MHz)
4985 MHz	Low	4980.6900	4980.0000	4989.6900	4990.0000
	Normal	4980.5800	4980.0000	4989.5900	4990.0000
	High	4980.6600	4980.0000	4989.7100	4990.0000

Frequency Stability (Temperature Variation)

Test Mode	Mode 9: MIMO_20 MHz Continuous TX mode (Legacy)				
Frequency (MHz)	Temp. (°C)	Lower Frequency (MHz)	Lower Limit (MHz)	Upper Frequency (MHz)	Upperr Limit (MHz)
4950 MHz	-40	4940.7600	4940.0000	4959.7900	4960.0000
	-30	4940.7400	4940.0000	4959.7700	4960.0000
	-20	4940.8400	4940.0000	4959.8700	4960.0000
	-10	4940.8900	4940.0000	4959.8400	4960.0000
	0	4940.7400	4940.0000	4959.9300	4960.0000
	10	4940.8800	4940.0000	4959.8400	4960.0000
	20(Normal)	4940.8000	4940.0000	4959.8400	4960.0000
	30	4940.7700	4940.0000	4959.7800	4960.0000
	40	4940.8200	4940.0000	4959.9000	4960.0000
	50	4940.7800	4940.0000	4959.9200	4960.0000
	60	4940.7100	4940.0000	4959.9300	4960.0000
	70	4940.7800	4940.0000	4959.8100	4960.0000
	80	4940.8600	4940.0000	4959.8600	4960.0000

Frequency Stability vs. Voltage

Test Mode	Mode 9: MIMO_20 MHz Continuous TX mode (Legacy)				
Frequency (MHz)	Voltage	Lower Frequency (MHz)	Lower Limit (MHz)	Upper Frequency (MHz)	Upperr Limit (MHz)
4950 MHz	Low	4940.8000	4940.0000	4959.8700	4960.0000
	Normal	4940.7900	4940.0000	4959.9000	4960.0000
	High	4940.7400	4940.0000	4959.8700	4960.0000

Frequency Stability (Temperature Variation)

Test Mode	Mode 9: MIMO_20 MHz Continuous TX mode (Legacy)				
Frequency (MHz)	Temp. (°C)	Lower Frequency (MHz)	Lower Limit (MHz)	Upper Frequency (MHz)	Upperr Limit (MHz)
4965 MHz	-40	4956.1400	4955.0000	4974.7800	4975.0000
	-30	4956.1100	4955.0000	4974.7000	4975.0000
	-20	4956.1500	4955.0000	4974.7600	4975.0000
	-10	4956.1000	4955.0000	4974.8600	4975.0000
	0	4956.1200	4955.0000	4974.6900	4975.0000
	10	4956.1700	4955.0000	4974.7500	4975.0000
	20(Normal)	4956.1200	4955.0000	4974.7600	4975.0000
	30	4956.0800	4955.0000	4974.7000	4975.0000
	40	4956.1000	4955.0000	4974.7400	4975.0000
	50	4956.0800	4955.0000	4974.6700	4975.0000
	60	4956.1800	4955.0000	4974.8500	4975.0000
	70	4956.1500	4955.0000	4974.7900	4975.0000
	80	4956.1100	4955.0000	4974.7700	4975.0000

Frequency Stability vs. Voltage

Test Mode	Mode 9: MIMO_20 MHz Continuous TX mode (Legacy)				
Frequency (MHz)	Voltage	Lower Frequency (MHz)	Lower Limit (MHz)	Upper Frequency (MHz)	Upperr Limit (MHz)
4965 MHz	Low	4956.1700	4955.0000	4974.8000	4975.0000
	Normal	4956.0500	4955.0000	4974.8100	4975.0000
	High	4956.0700	4955.0000	4974.7400	4975.0000

Frequency Stability (Temperature Variation)

Test Mode	Mode 9: MIMO_20 MHz Continuous TX mode (Legacy)				
Frequency (MHz)	Temp. (°C)	Lower Frequency (MHz)	Lower Limit (MHz)	Upper Frequency (MHz)	Upperr Limit (MHz)
4980 MHz	-40	4971.2000	4970.0000	4989.7500	4990.0000
	-30	4971.1300	4970.0000	4989.8200	4990.0000
	-20	4971.1500	4970.0000	4989.8100	4990.0000
	-10	4971.1200	4970.0000	4989.7500	4990.0000
	0	4971.2600	4970.0000	4989.8000	4990.0000
	10	4971.1900	4970.0000	4989.7400	4990.0000
	20(Normal)	4971.2000	4970.0000	4989.8400	4990.0000
	30	4971.2200	4970.0000	4989.8200	4990.0000
	40	4971.1700	4970.0000	4989.7700	4990.0000
	50	4971.2800	4970.0000	4989.7900	4990.0000
	60	4971.1600	4970.0000	4989.7500	4990.0000
	70	4971.1100	4970.0000	4989.9000	4990.0000
	80	4971.1600	4970.0000	4989.9000	4990.0000

Frequency Stability vs. Voltage

Test Mode	Mode 9: MIMO_20 MHz Continuous TX mode (Legacy)				
Frequency (MHz)	Voltage	Lower Frequency (MHz)	Lower Limit (MHz)	Upper Frequency (MHz)	Upperr Limit (MHz)
4980 MHz	Low	4971.2100	4970.0000	4989.9200	4990.0000
	Normal	4971.2900	4970.0000	4989.8700	4990.0000
	High	4971.2800	4970.0000	4989.8000	4990.0000

Frequency Stability (Temperature Variation)

Test Mode	Mode 10: MIMO_5 MHz Continuous TX mode				
Frequency (MHz)	Temp. (°C)	Lower Frequency (MHz)	Lower Limit (MHz)	Upper Frequency (MHz)	Upperr Limit (MHz)
4942.5 MHz	-40	4940.4500	4940.0000	4944.7900	4945.0000
	-30	4940.2900	4940.0000	4944.6900	4945.0000
	-20	4940.3500	4940.0000	4944.8000	4945.0000
	-10	4940.4300	4940.0000	4944.7900	4945.0000
	0	4940.3800	4940.0000	4944.7600	4945.0000
	10	4940.3400	4940.0000	4944.7400	4945.0000
	20(Normal)	4940.3800	4940.0000	4944.7400	4945.0000
	30	4940.4300	4940.0000	4944.7600	4945.0000
	40	4940.3200	4940.0000	4944.6800	4945.0000
	50	4940.4700	4940.0000	4944.7000	4945.0000
	60	4940.4000	4940.0000	4944.6800	4945.0000
	70	4940.4300	4940.0000	4944.7200	4945.0000
	80	4940.3500	4940.0000	4944.6700	4945.0000

Frequency Stability vs. Voltage

Test Mode	Mode 10: MIMO_5 MHz Continuous TX mode				
Frequency (MHz)	Voltage	Lower Frequency (MHz)	Lower Limit (MHz)	Upper Frequency (MHz)	Upperr Limit (MHz)
4942.5 MHz	Low	4940.4600	4940.0000	4944.7300	4945.0000
	Normal	4940.4300	4940.0000	4944.7400	4945.0000
	High	4940.3300	4940.0000	4944.8200	4945.0000

Frequency Stability (Temperature Variation)

Test Mode	Mode 10: MIMO_5 MHz Continuous TX mode				
Frequency (MHz)	Temp. (°C)	Lower Frequency (MHz)	Lower Limit (MHz)	Upper Frequency (MHz)	Upperr Limit (MHz)
4967.5 MHz	-40	4965.2100	4965.0000	4969.8300	4970.0000
	-30	4965.3500	4965.0000	4969.9500	4970.0000
	-20	4965.3200	4965.0000	4969.9300	4970.0000
	-10	4965.3700	4965.0000	4969.9100	4970.0000
	0	4965.4000	4965.0000	4969.9000	4970.0000
	10	4965.2900	4965.0000	4969.9200	4970.0000
	20(Normal)	4965.3000	4965.0000	4969.8600	4970.0000
	30	4965.3600	4965.0000	4969.8100	4970.0000
	40	4965.2600	4965.0000	4969.7700	4970.0000
	50	4965.2500	4965.0000	4969.9200	4970.0000
	60	4965.3200	4965.0000	4969.8900	4970.0000
	70	4965.2700	4965.0000	4969.9600	4970.0000
	80	4965.3500	4965.0000	4969.8600	4970.0000

Frequency Stability vs. Voltage

Test Mode	Mode 10: MIMO_5 MHz Continuous TX mode				
Frequency (MHz)	Voltage	Lower Frequency (MHz)	Lower Limit (MHz)	Upper Frequency (MHz)	Upperr Limit (MHz)
4967.5 MHz	Low	4965.3300	4965.0000	4969.8300	4970.0000
	Normal	4965.2600	4965.0000	4969.9600	4970.0000
	High	4965.3300	4965.0000	4969.8000	4970.0000

Frequency Stability (Temperature Variation)

Test Mode	Mode 10: MIMO_5 MHz Continuous TX mode				
Frequency (MHz)	Temp. (°C)	Lower Frequency (MHz)	Lower Limit (MHz)	Upper Frequency (MHz)	Upperr Limit (MHz)
4987.5 MHz	-40	4985.3400	4985.0000	4989.7900	4990.0000
	-30	4985.4100	4985.0000	4989.6200	4990.0000
	-20	4985.3800	4985.0000	4989.6500	4990.0000
	-10	4985.2600	4985.0000	4989.6100	4990.0000
	0	4985.2800	4985.0000	4989.7700	4990.0000
	10	4985.3800	4985.0000	4989.7200	4990.0000
	20(Normal)	4985.3400	4985.0000	4989.7000	4990.0000
	30	4985.2600	4985.0000	4989.7200	4990.0000
	40	4985.3700	4985.0000	4989.6700	4990.0000
	50	4985.4100	4985.0000	4989.6100	4990.0000
	60	4985.3200	4985.0000	4989.6900	4990.0000
	70	4985.3300	4985.0000	4989.7500	4990.0000
	80	4985.2800	4985.0000	4989.7400	4990.0000

Frequency Stability vs. Voltage

Test Mode	Mode 10: MIMO_5 MHz Continuous TX mode				
Frequency (MHz)	Voltage	Lower Frequency (MHz)	Lower Limit (MHz)	Upper Frequency (MHz)	Upperr Limit (MHz)
4987.5 MHz	Low	4985.4200	4985.0000	4989.6800	4990.0000
	Normal	4985.3800	4985.0000	4989.7900	4990.0000
	High	4985.4200	4985.0000	4989.6600	4990.0000

Frequency Stability (Temperature Variation)

Test Mode	Mode 11: MIMO_10 MHz Continuous TX mode				
Frequency (MHz)	Temp. (°C)	Lower Frequency (MHz)	Lower Limit (MHz)	Upper Frequency (MHz)	Upperr Limit (MHz)
4945 MHz	-40	4940.4000	4940.0000	4949.8400	4950.0000
	-30	4940.3500	4940.0000	4949.9200	4950.0000
	-20	4940.4300	4940.0000	4949.8700	4950.0000
	-10	4940.3500	4940.0000	4949.8100	4950.0000
	0	4940.4900	4940.0000	4949.8700	4950.0000
	10	4940.4100	4940.0000	4949.8500	4950.0000
	20(Normal)	4940.4000	4940.0000	4949.8400	4950.0000
	30	4940.4900	4940.0000	4949.8700	4950.0000
	40	4940.4400	4940.0000	4949.8100	4950.0000
	50	4940.4700	4940.0000	4949.8500	4950.0000
	60	4940.4100	4940.0000	4949.9100	4950.0000
	70	4940.3400	4940.0000	4949.7600	4950.0000
	80	4940.3500	4940.0000	4949.7900	4950.0000

Frequency Stability vs. Voltage

Test Mode	Mode 11: MIMO_10 MHz Continuous TX mode				
Frequency (MHz)	Voltage	Lower Frequency (MHz)	Lower Limit (MHz)	Upper Frequency (MHz)	Upperr Limit (MHz)
4945 MHz	Low	4940.3300	4940.0000	4949.8800	4950.0000
	Normal	4940.4700	4940.0000	4949.8800	4950.0000
	High	4940.3900	4940.0000	4949.8600	4950.0000

Frequency Stability (Temperature Variation)

Test Mode	Mode 11: MIMO_10 MHz Continuous TX mode				
Frequency (MHz)	Temp. (°C)	Lower Frequency (MHz)	Lower Limit (MHz)	Upper Frequency (MHz)	Upperr Limit (MHz)
4965 MHz	-40	4969.4500	4960.0000	4969.4700	4970.0000
	-30	4969.5700	4960.0000	4969.4600	4970.0000
	-20	4969.3800	4960.0000	4969.4100	4970.0000
	-10	4969.4000	4960.0000	4969.4100	4970.0000
	0	4969.4500	4960.0000	4969.5300	4970.0000
	10	4969.3900	4960.0000	4969.5100	4970.0000
	20(Normal)	4969.4800	4960.0000	4969.4800	4970.0000
	30	4969.5300	4960.0000	4969.4000	4970.0000
	40	4969.4300	4960.0000	4969.5200	4970.0000
	50	4969.4300	4960.0000	4969.4300	4970.0000
	60	4969.3900	4960.0000	4969.5600	4970.0000
	70	4969.5500	4960.0000	4969.3900	4970.0000
	80	4969.5100	4960.0000	4969.4000	4970.0000

Frequency Stability vs. Voltage

Test Mode	Mode 11: MIMO_10 MHz Continuous TX mode				
Frequency (MHz)	Voltage	Lower Frequency (MHz)	Lower Limit (MHz)	Upper Frequency (MHz)	Upperr Limit (MHz)
4965 MHz	Low	4969.4700	4960.0000	4969.5700	4970.0000
	Normal	4969.4400	4960.0000	4969.4300	4970.0000
	High	4969.4000	4960.0000	4969.5000	4970.0000

Frequency Stability (Temperature Variation)

Test Mode	Mode 11: MIMO_10 MHz Continuous TX mode				
Frequency (MHz)	Temp. (°C)	Lower Frequency (MHz)	Lower Limit (MHz)	Upper Frequency (MHz)	Upperr Limit (MHz)
4985 MHz	-40	4980.6600	4980.0000	4989.4400	4990.0000
	-30	4980.7100	4980.0000	4989.4700	4990.0000
	-20	4980.6700	4980.0000	4989.4300	4990.0000
	-10	4980.6900	4980.0000	4989.4600	4990.0000
	0	4980.7300	4980.0000	4989.4400	4990.0000
	10	4980.7700	4980.0000	4989.3400	4990.0000
	20(Normal)	4980.7200	4980.0000	4989.4400	4990.0000
	30	4980.6400	4980.0000	4989.4800	4990.0000
	40	4980.6400	4980.0000	4989.5300	4990.0000
	50	4980.7700	4980.0000	4989.4800	4990.0000
	60	4980.7500	4980.0000	4989.3600	4990.0000
	70	4980.8000	4980.0000	4989.4300	4990.0000
	80	4980.7400	4980.0000	4989.3700	4990.0000

Frequency Stability vs. Voltage

Test Mode	Mode 11: MIMO_10 MHz Continuous TX mode				
Frequency (MHz)	Voltage	Lower Frequency (MHz)	Lower Limit (MHz)	Upper Frequency (MHz)	Upperr Limit (MHz)
4985 MHz	Low	4980.6600	4980.0000	4989.4200	4990.0000
	Normal	4980.7100	4980.0000	4989.4400	4990.0000
	High	4980.7500	4980.0000	4989.4700	4990.0000

Frequency Stability (Temperature Variation)

Test Mode	Mode 12: MIMO_20 MHz Continuous TX mode				
Frequency (MHz)	Temp. (°C)	Lower Frequency (MHz)	Lower Limit (MHz)	Upper Frequency (MHz)	Upperr Limit (MHz)
4950 MHz	-40	4940.8800	4940.0000	4959.8400	4960.0000
	-30	4940.7800	4940.0000	4959.9200	4960.0000
	-20	4940.8300	4940.0000	4959.8500	4960.0000
	-10	4940.8300	4940.0000	4959.7800	4960.0000
	0	4940.7700	4940.0000	4959.8000	4960.0000
	10	4940.7700	4940.0000	4959.8700	4960.0000
	20(Normal)	4940.8000	4940.0000	4959.8400	4960.0000
	30	4940.7600	4940.0000	4959.9000	4960.0000
	40	4940.7400	4940.0000	4959.8200	4960.0000
	50	4940.7200	4940.0000	4959.7600	4960.0000
	60	4940.8300	4940.0000	4959.8500	4960.0000
	70	4940.7400	4940.0000	4959.8700	4960.0000
	80	4940.7200	4940.0000	4959.9000	4960.0000

Frequency Stability vs. Voltage

Test Mode	Mode 12: MIMO_20 MHz Continuous TX mode				
Frequency (MHz)	Voltage	Lower Frequency (MHz)	Lower Limit (MHz)	Upper Frequency (MHz)	Upperr Limit (MHz)
4950 MHz	Low	4940.8200	4940.0000	4959.8900	4960.0000
	Normal	4940.8200	4940.0000	4959.8300	4960.0000
	High	4940.8700	4940.0000	4959.8800	4960.0000

Frequency Stability (Temperature Variation)

Test Mode	Mode 12: MIMO_20 MHz Continuous TX mode				
Frequency (MHz)	Temp. (°C)	Lower Frequency (MHz)	Lower Limit (MHz)	Upper Frequency (MHz)	Upperr Limit (MHz)
4965 MHz	-40	4955.8800	4955.0000	4974.8800	4975.0000
	-30	4955.8600	4955.0000	4974.8500	4975.0000
	-20	4955.8200	4955.0000	4974.8900	4975.0000
	-10	4955.9400	4955.0000	4974.9100	4975.0000
	0	4955.9600	4955.0000	4974.9200	4975.0000
	10	4955.8400	4955.0000	4974.9200	4975.0000
	20(Normal)	4955.8800	4955.0000	4974.9200	4975.0000
	30	4955.7900	4955.0000	4974.9700	4975.0000
	40	4955.9300	4955.0000	4974.9700	4975.0000
	50	4955.9600	4955.0000	4974.9400	4975.0000
	60	4955.8400	4955.0000	4974.9400	4975.0000
	70	4955.8800	4955.0000	4974.9000	4975.0000
	80	4955.8500	4955.0000	4974.8600	4975.0000

Frequency Stability vs. Voltage

Test Mode	Mode 12: MIMO_20 MHz Continuous TX mode				
Frequency (MHz)	Voltage	Lower Frequency (MHz)	Lower Limit (MHz)	Upper Frequency (MHz)	Upperr Limit (MHz)
4965 MHz	Low	4955.8200	4955.0000	4974.9200	4975.0000
	Normal	4955.9000	4955.0000	4974.8200	4975.0000
	High	4955.8300	4955.0000	4974.9000	4975.0000

Frequency Stability (Temperature Variation)

Test Mode	Mode 12: MIMO_20 MHz Continuous TX mode				
Frequency (MHz)	Temp. (°C)	Lower Frequency (MHz)	Lower Limit (MHz)	Upper Frequency (MHz)	Upperr Limit (MHz)
4980 MHz	-40	4970.8600	4970.0000	4989.6000	4990.0000
	-30	4970.7700	4970.0000	4989.7400	4990.0000
	-20	4970.8100	4970.0000	4989.5800	4990.0000
	-10	4970.8800	4970.0000	4989.7300	4990.0000
	0	4970.8800	4970.0000	4989.6000	4990.0000
	10	4970.7300	4970.0000	4989.6100	4990.0000
	20(Normal)	4970.8000	4970.0000	4989.6800	4990.0000
	30	4970.7200	4970.0000	4989.7100	4990.0000
	40	4970.7100	4970.0000	4989.6600	4990.0000
	50	4970.8900	4970.0000	4989.6700	4990.0000
	60	4970.8300	4970.0000	4989.6800	4990.0000
	70	4970.7400	4970.0000	4989.6500	4990.0000
	80	4970.7600	4970.0000	4989.7000	4990.0000

Frequency Stability vs. Voltage

Test Mode	Mode 12: MIMO_20 MHz Continuous TX mode				
Frequency (MHz)	Voltage	Lower Frequency (MHz)	Lower Limit (MHz)	Upper Frequency (MHz)	Upperr Limit (MHz)
4980 MHz	Low	4970.7500	4970.0000	4989.6200	4990.0000
	Normal	4970.7400	4970.0000	4989.7400	4990.0000
	High	4970.7900	4970.0000	4989.7800	4990.0000

--- END---