Mode 7: MIMO_5 MHz Continuous TX mode (Legacy) _ANT-1		
4942.5 MHz		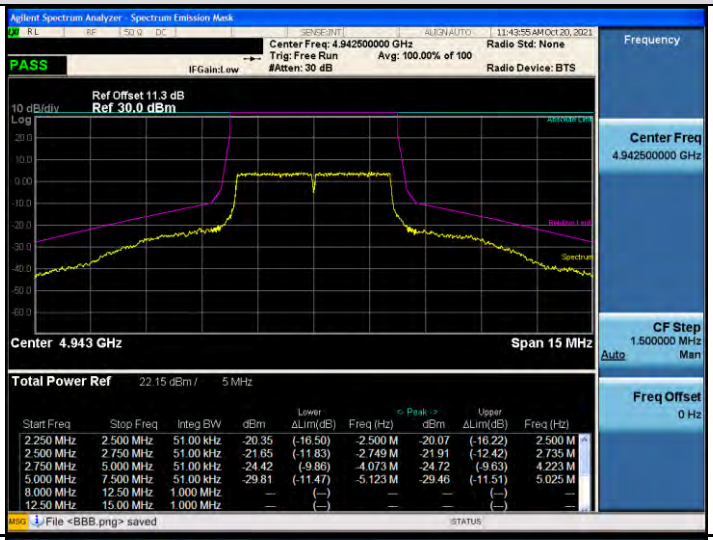
4967.5 MHz		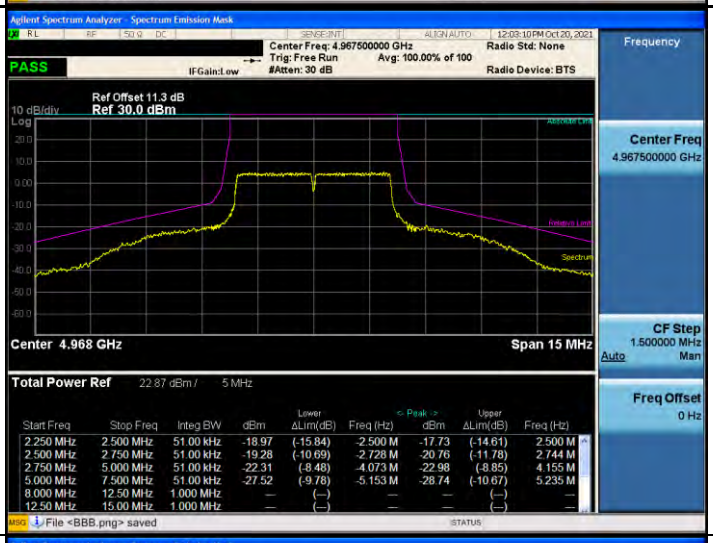
4987.5 MHz		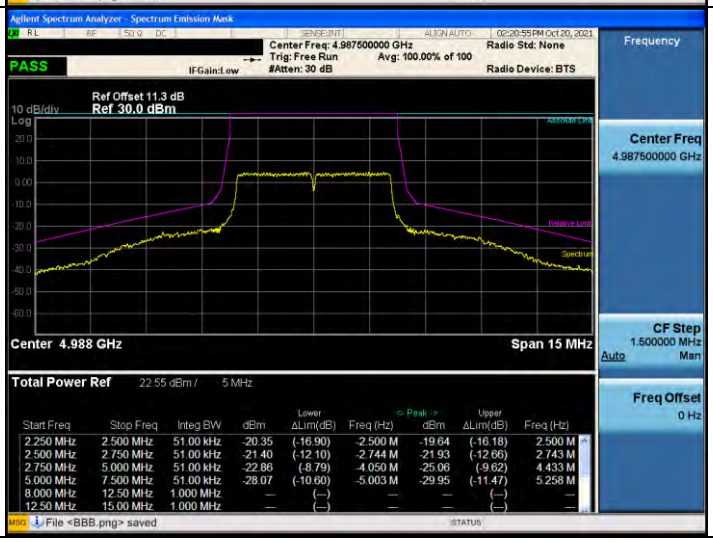

Mode 8: MIMO_10 MHz Continuous TX mode (Legacy) _ANT-1		
4945 MHz			
4965 MHz			
4985 MHz		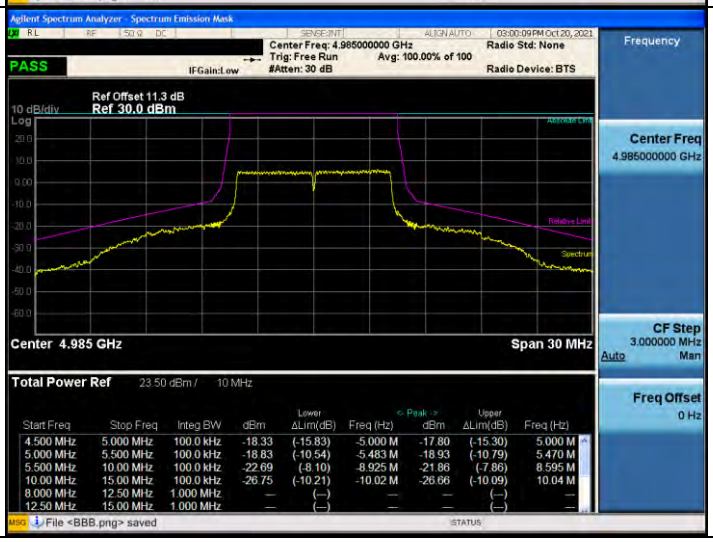	

Mode 9: MIMO_20 MHz Continuous TX mode (Legacy) _ANT-1		
4950 MHz		
4965 MHz		
4980 MHz		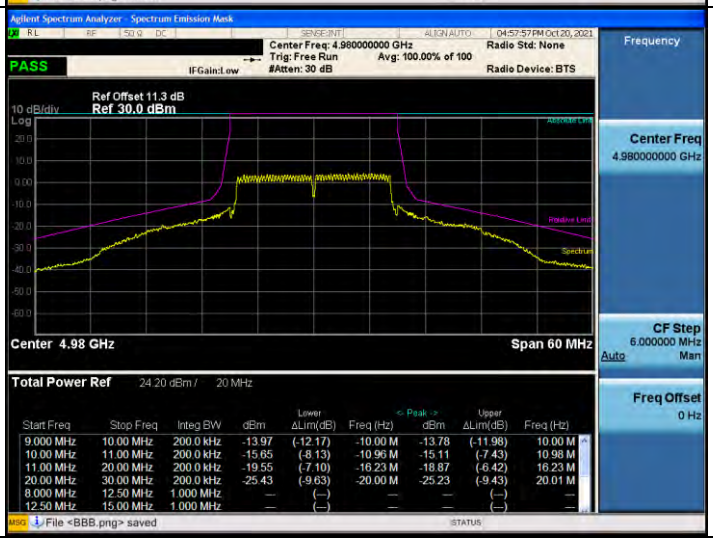

Mode 10: MIMO_5 MHz Continuous TX mode_ANT-1		
4942.5 MHz		
4967.5 MHz		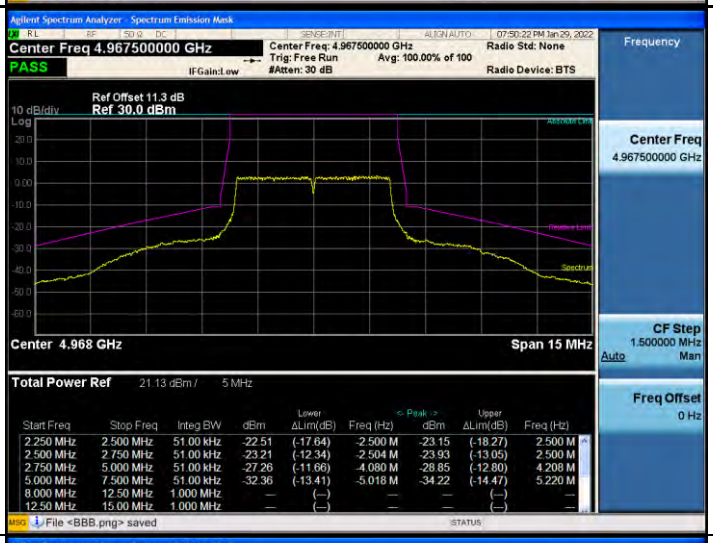
4987.5 MHz		

Mode 11: MIMO_10 MHz Continuous TX mode_ANT-1		
4945 MHz		
4965 MHz		
4985 MHz		

Mode 12: MIMO_20 MHz Continuous TX mode_ANT-1		
4950 MHz		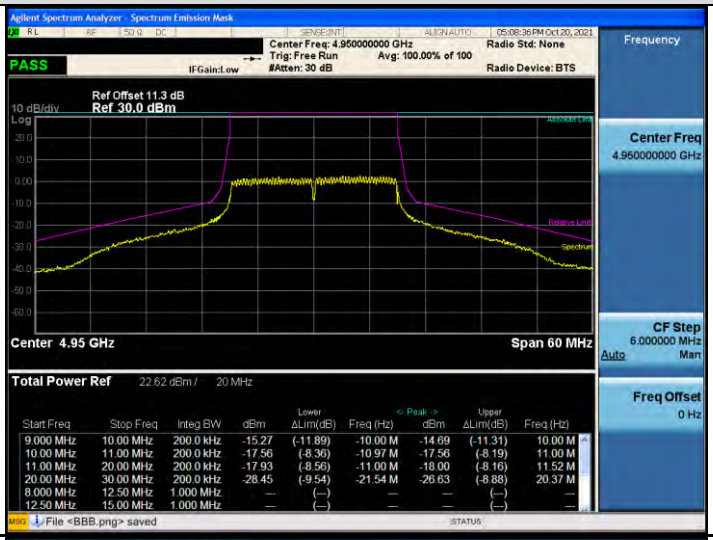
4965 MHz		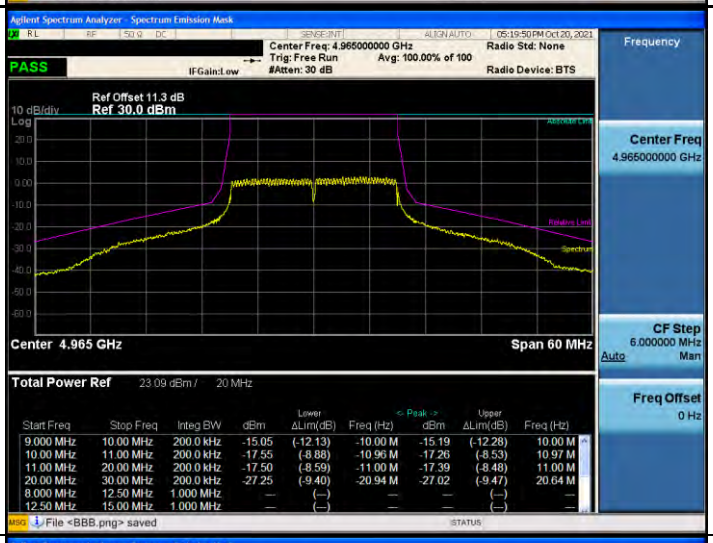
4980 MHz		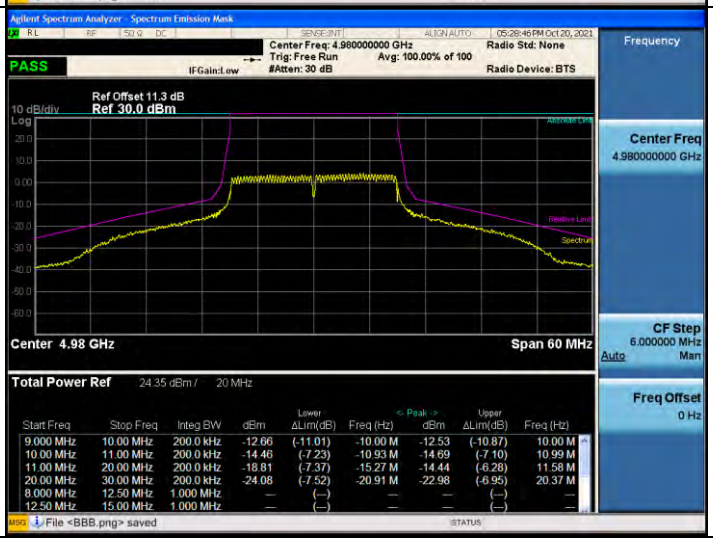

3.6. Conducted Spurious Emission

■ **Test Graphs**

Mode 1: SISO_5 MHz Continuous TX mode (Legacy) _ANT-0			
4942.5 MHz			
4967.5 MHz			
4987.5 MHz		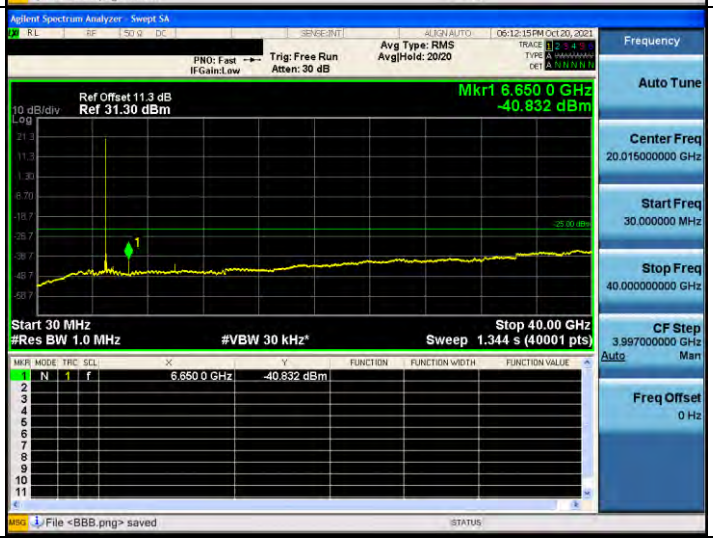	

Mode 2: SISO_10 MHz Continuous TX mode (Legacy) _ANT-0			
4945 MHz		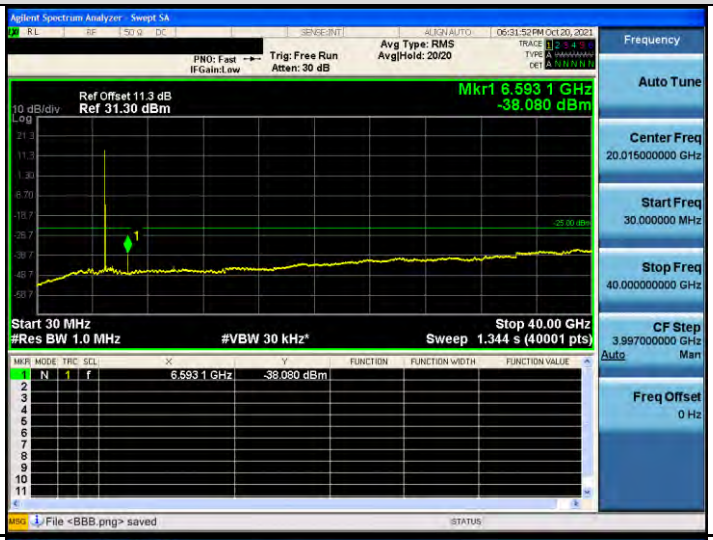	
4965 MHz		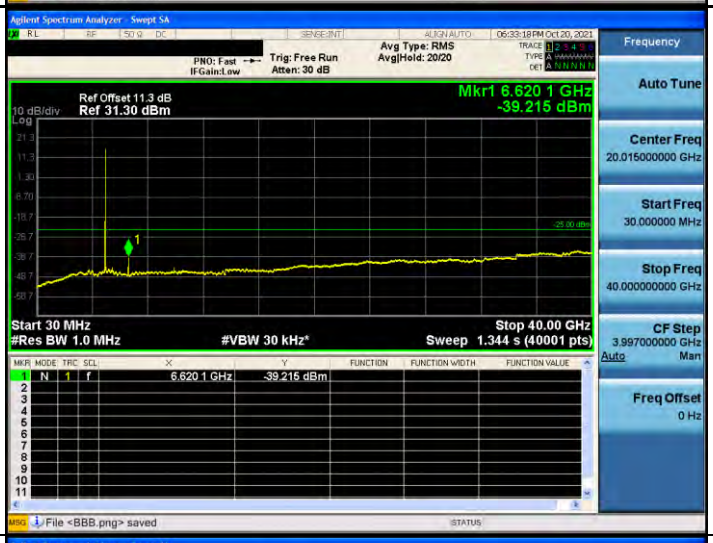	
4985 MHz		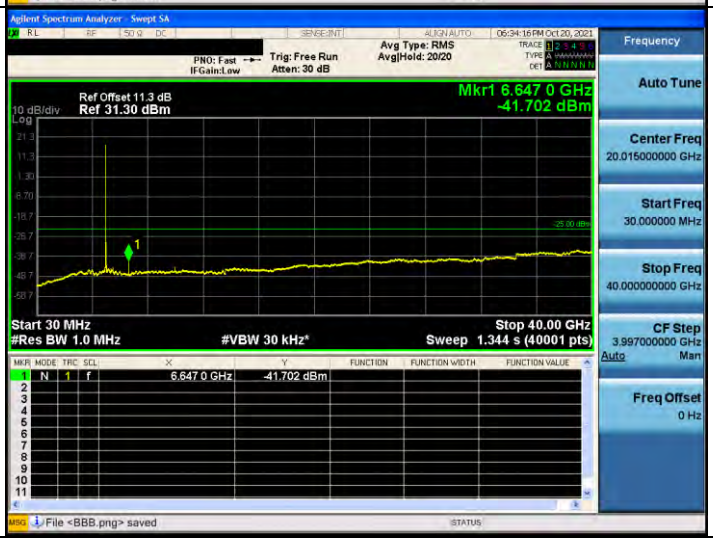	

Mode 3: SISO_20 MHz Continuous TX mode (Legacy) _ANT-0			
4950 MHz		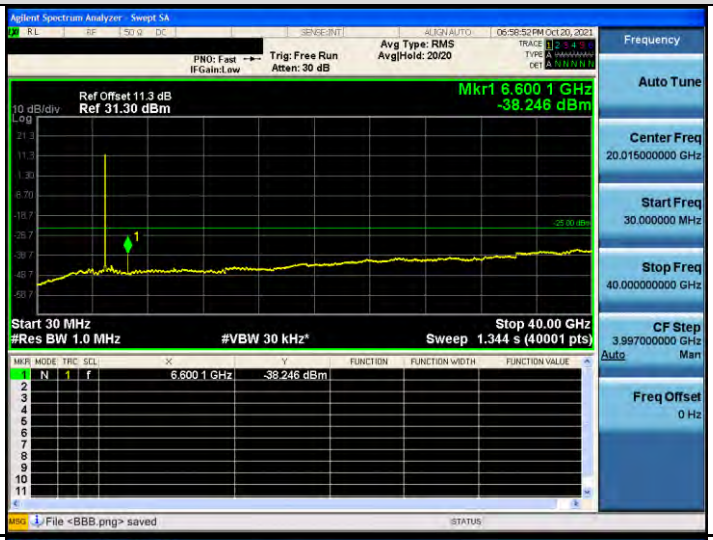	
4965 MHz		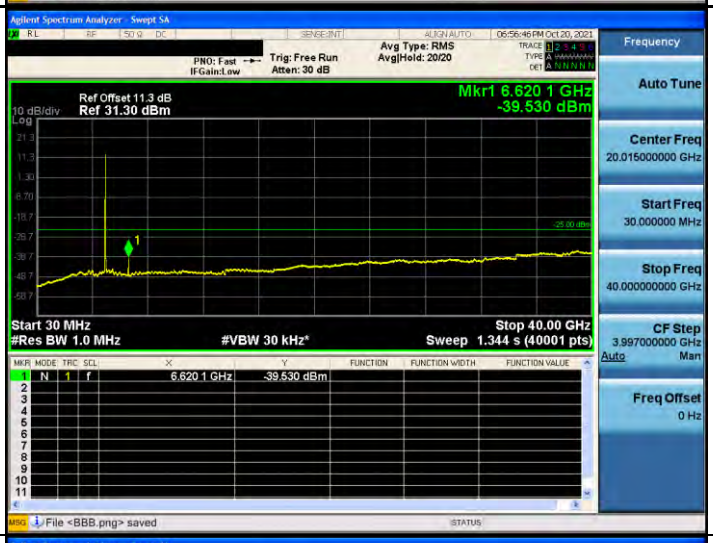	
4980 MHz		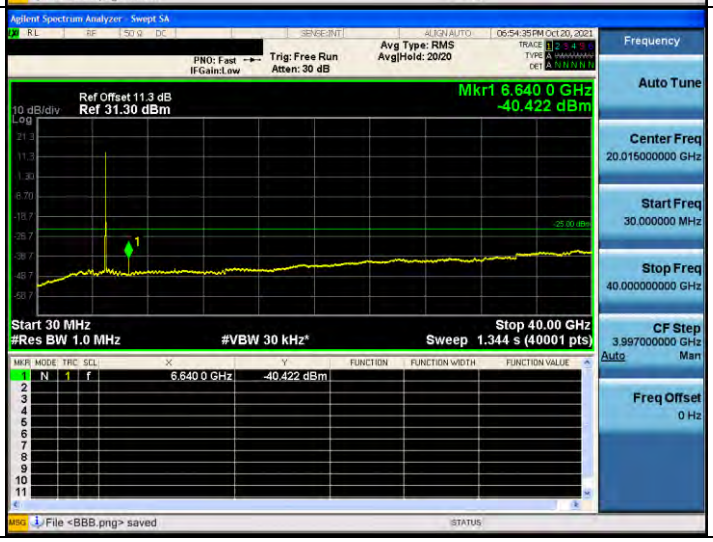	

Mode 4: SISO_5 MHz Continuous TX mode_ANT-0			
4942.5 MHz			
4967.5 MHz		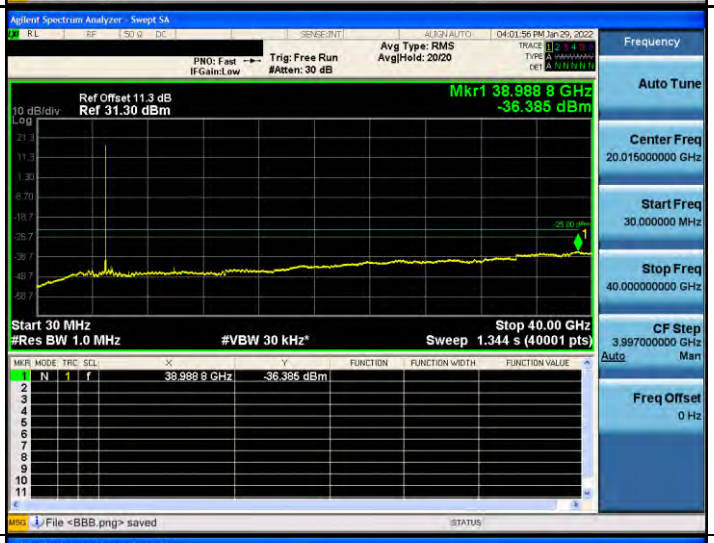	
4987.5 MHz		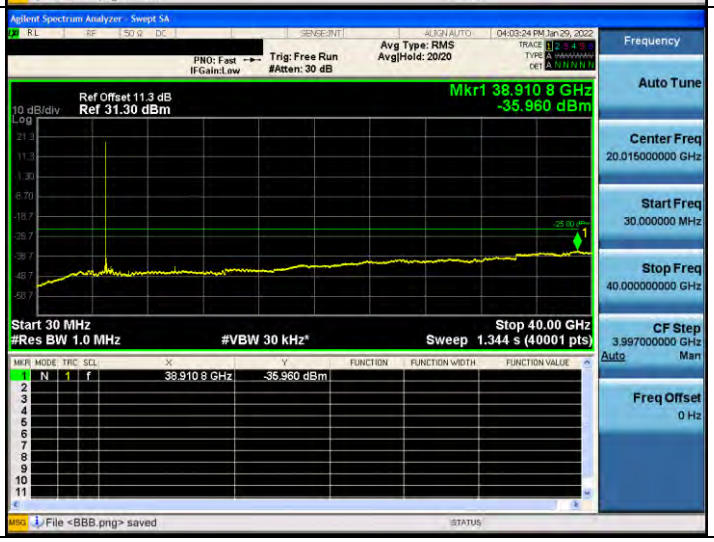	

Mode 5: SISO_10 MHz Continuous TX mode_ANT-0			
4945 MHz		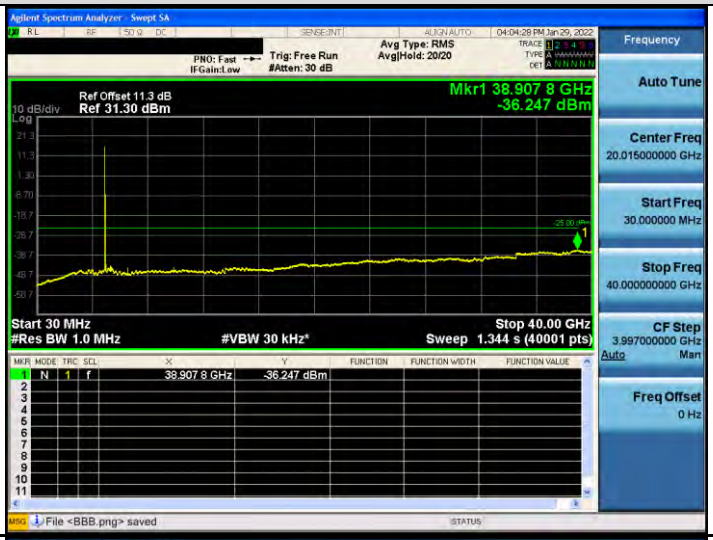	
4965 MHz			
4985 MHz		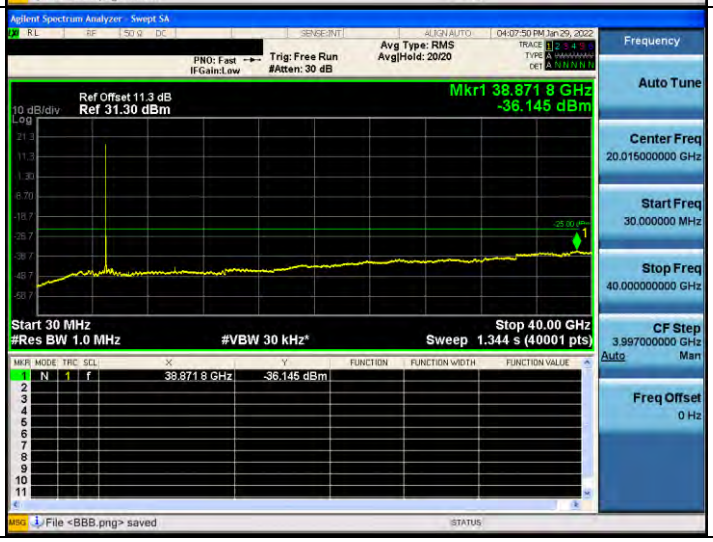	

Mode 6: SISO_20 MHz Continuous TX mode_ANT-0			
4950 MHz		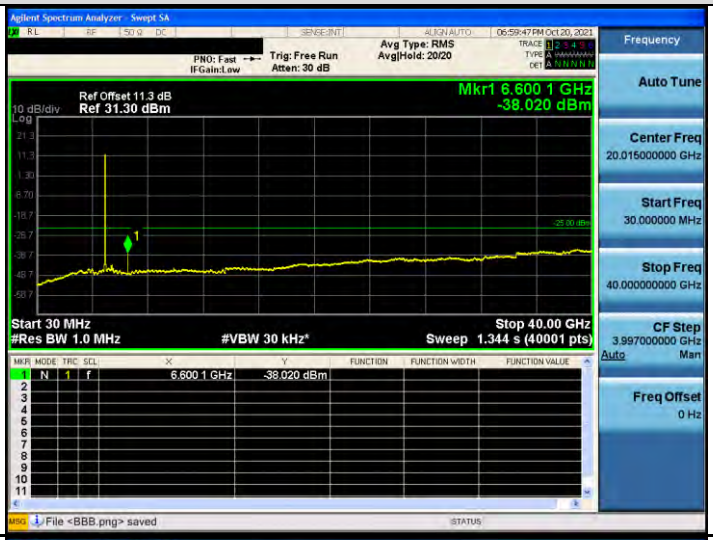	
4965 MHz		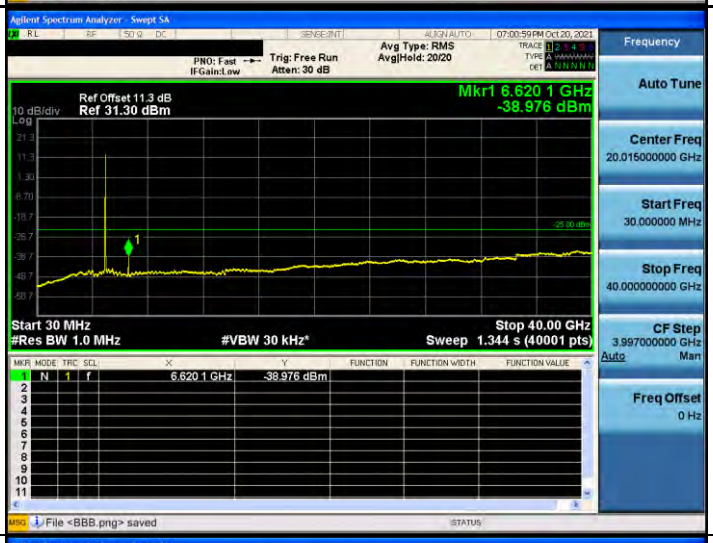	
4980 MHz		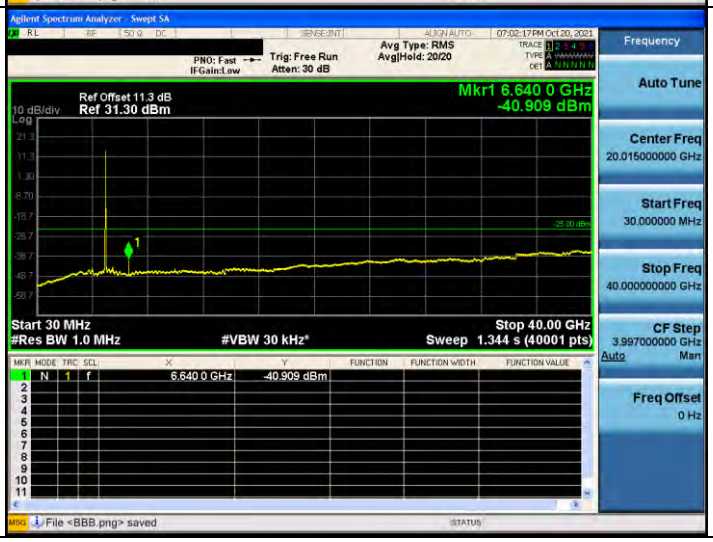	

Mode 7: MIMO_5 MHz Continuous TX mode (Legacy) _ANT-0			
4942.5 MHz			
4967.5 MHz			
4987.5 MHz		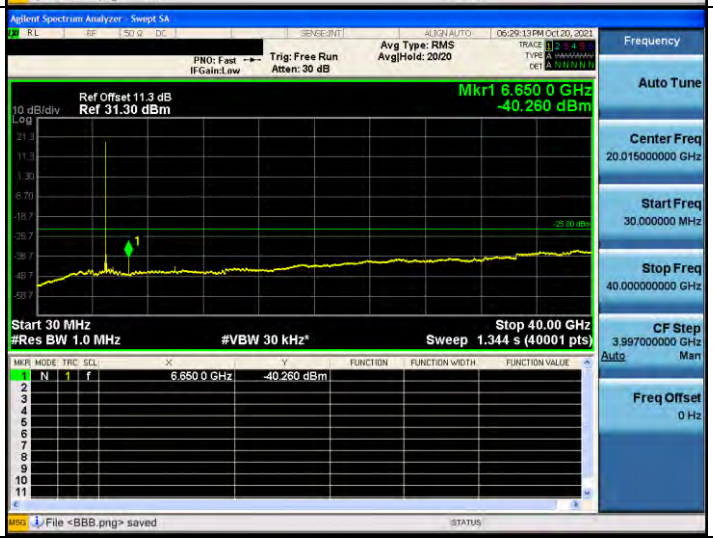	

Mode 8: MIMO_10 MHz Continuous TX mode (Legacy) _ANT-0			
4945 MHz		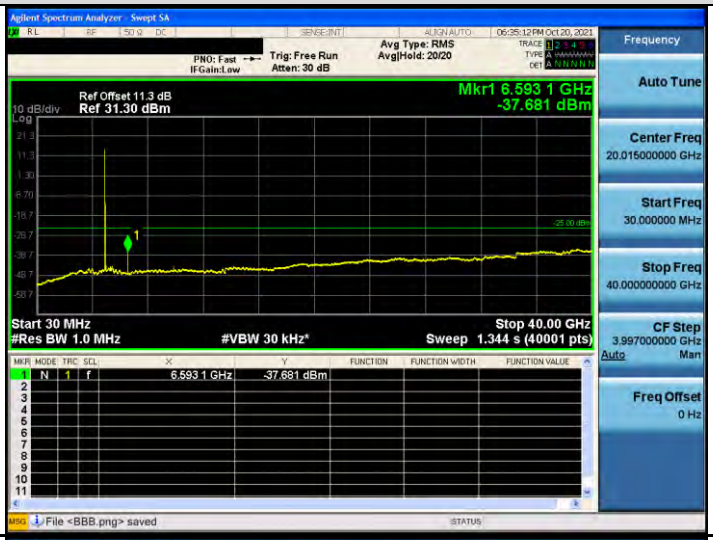	
4965 MHz		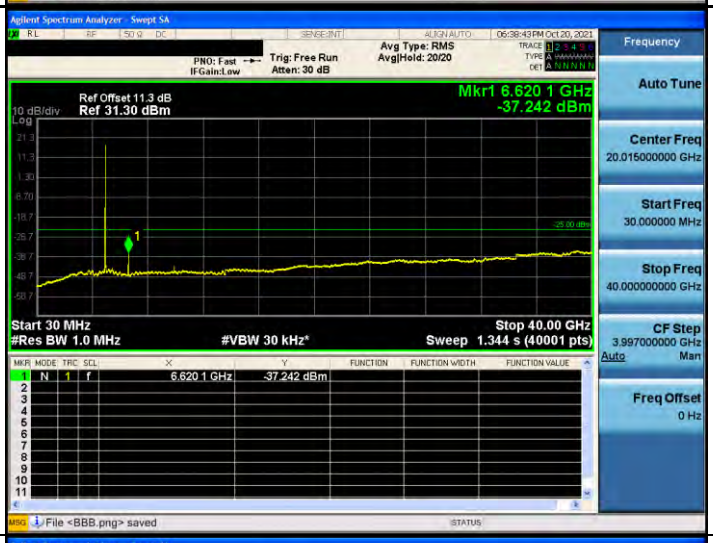	
4985 MHz		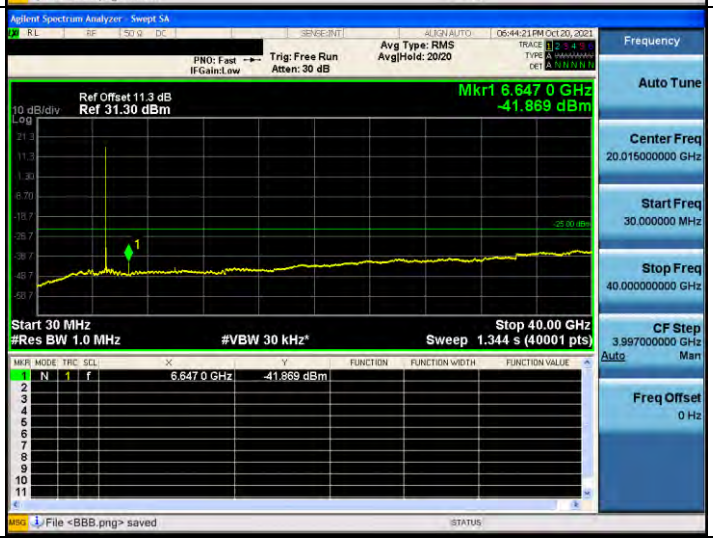	

Mode 9: MIMO_20 MHz Continuous TX mode (Legacy) _ANT-0			
4950 MHz		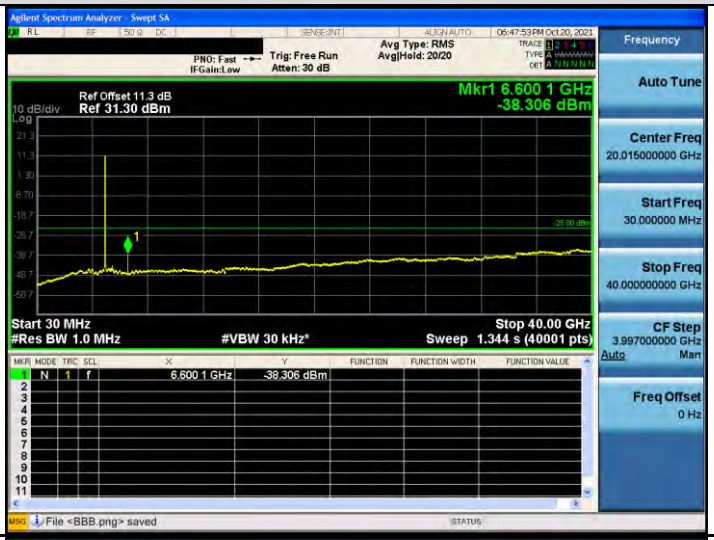	
4965 MHz		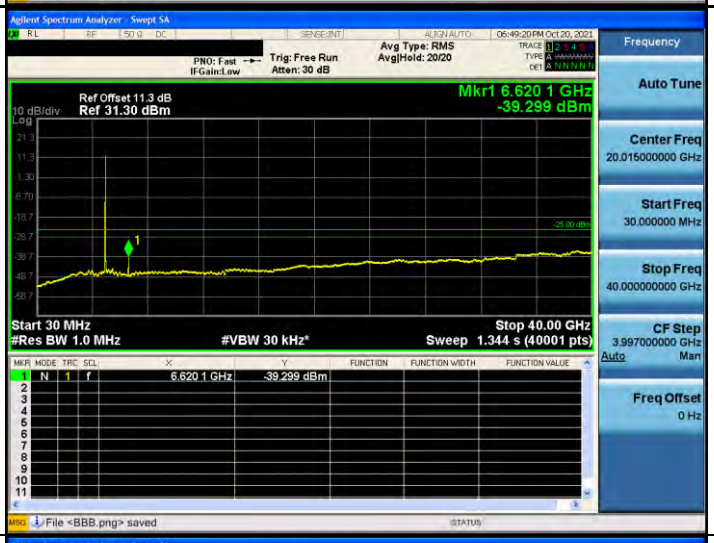	
4980 MHz		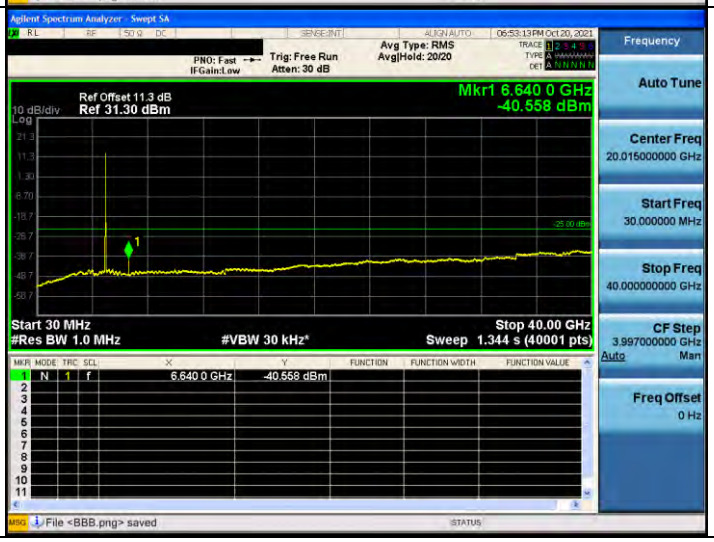	

Mode 10: MIMO_5 MHz Continuous TX mode_ANT-0			
4942.5 MHz		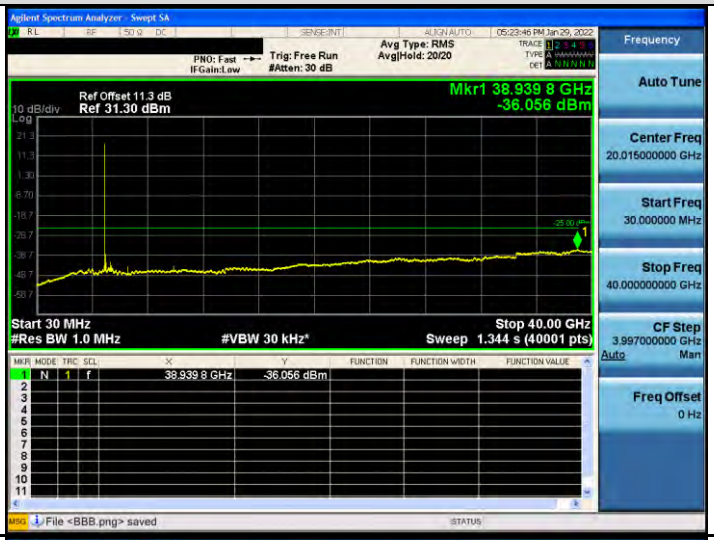	
4967.5 MHz			
4987.5 MHz		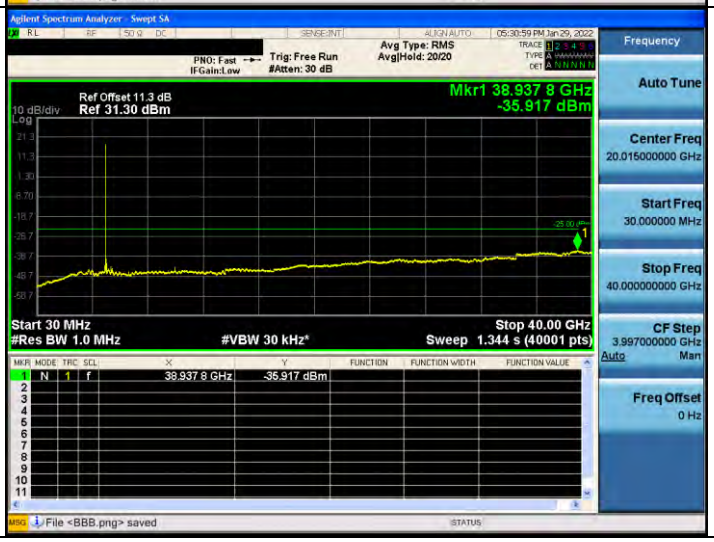	

Mode 11: MIMO_10 MHz Continuous TX mode_ANT-0			
4945 MHz		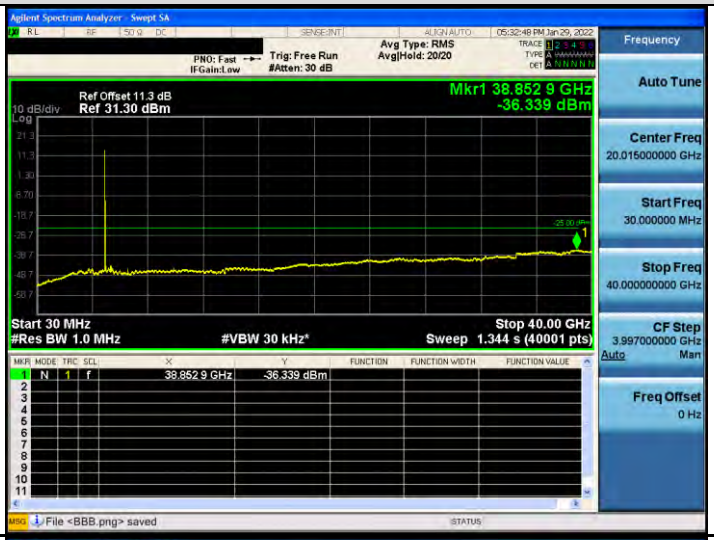	
4965 MHz			
4985 MHz			

Mode 12: MIMO_20 MHz Continuous TX mode_ANT-0			
4950 MHz		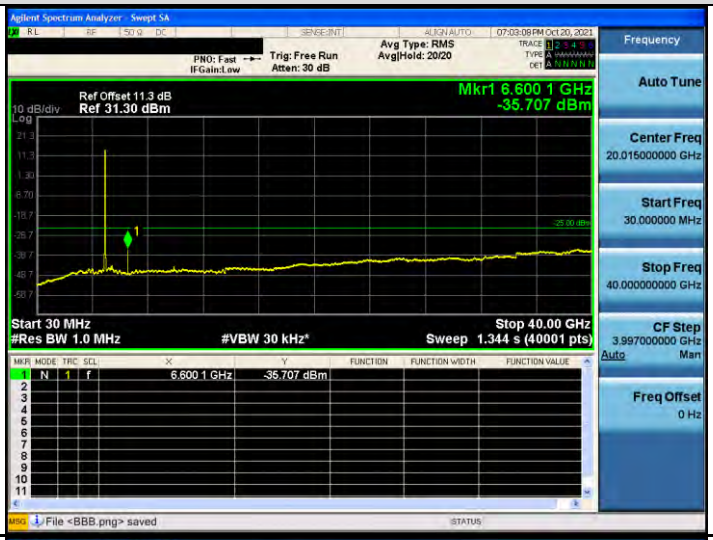	
4965 MHz		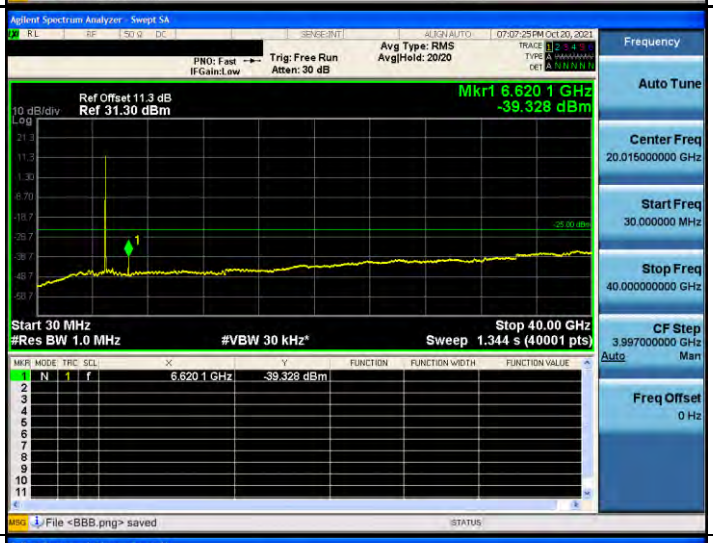	
4980 MHz		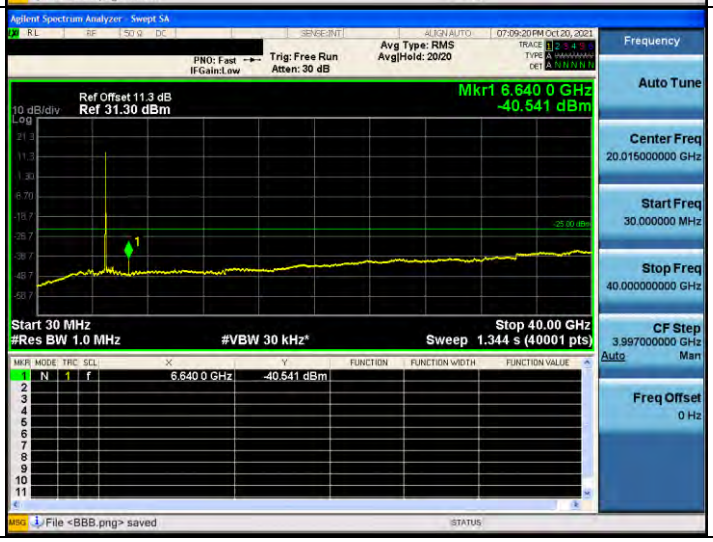	

Mode 7: MIMO_5 MHz Continuous TX mode (Legacy) _ANT-1			
4942.5 MHz			
4967.5 MHz			
4987.5 MHz		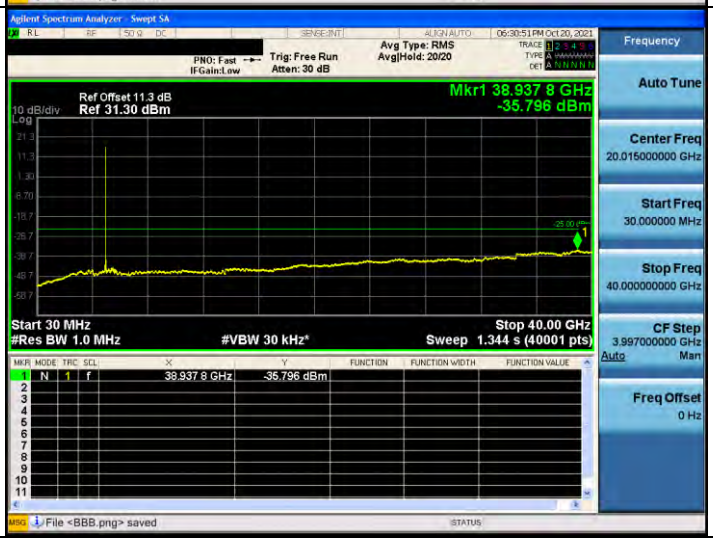	

Mode 8: MIMO_10 MHz Continuous TX mode (Legacy) _ANT-1			
4945 MHz		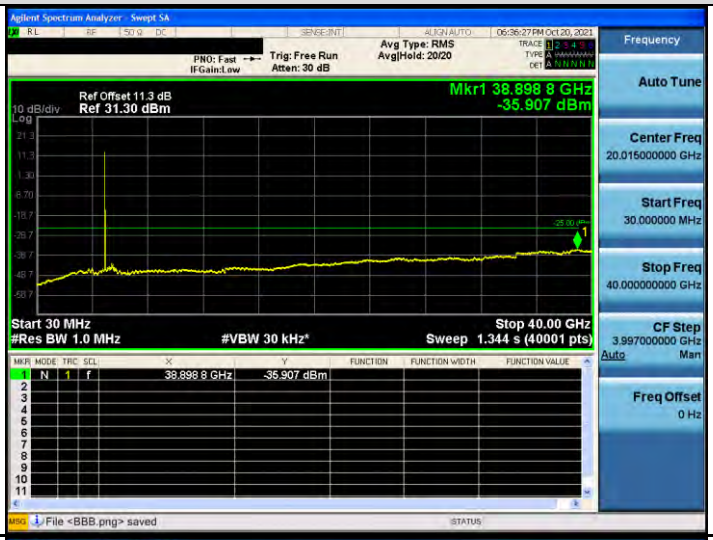	
4965 MHz		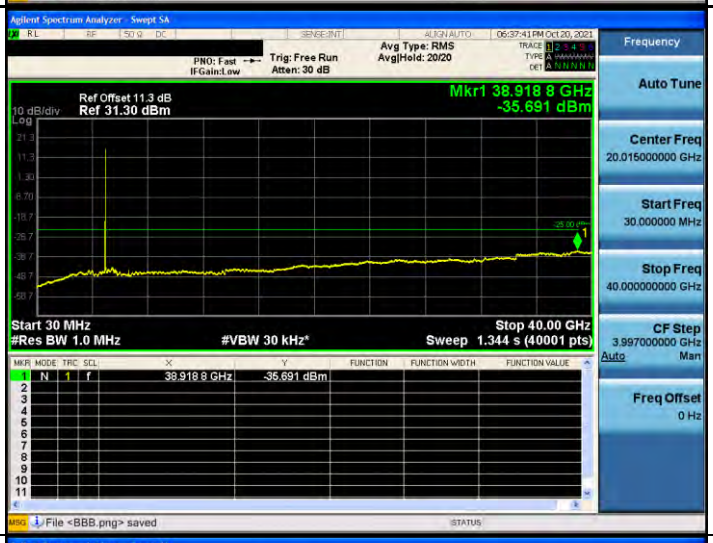	
4985 MHz		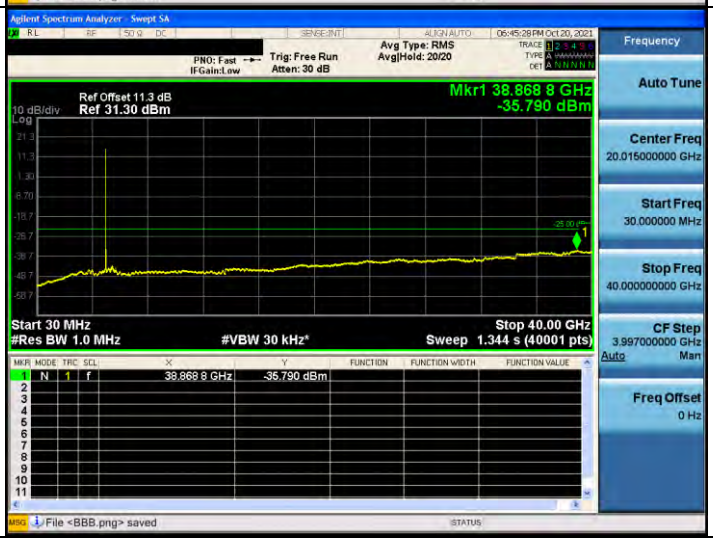	

Mode 9: MIMO_20 MHz Continuous TX mode (Legacy) _ANT-1			
4950 MHz		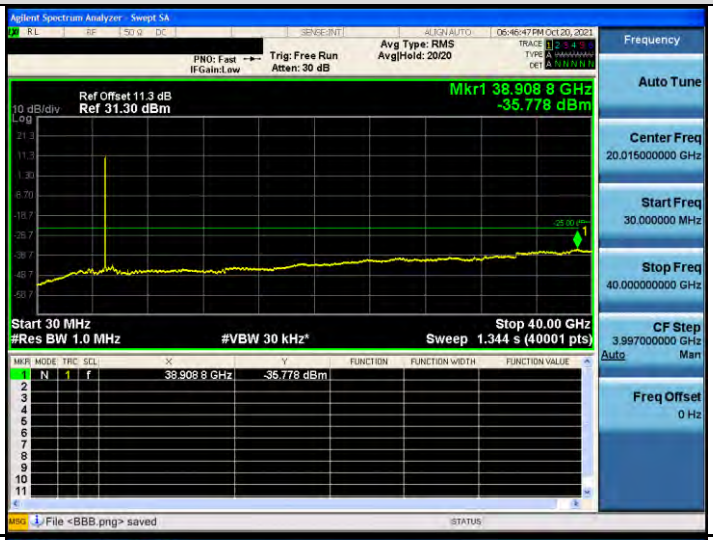	
4965 MHz		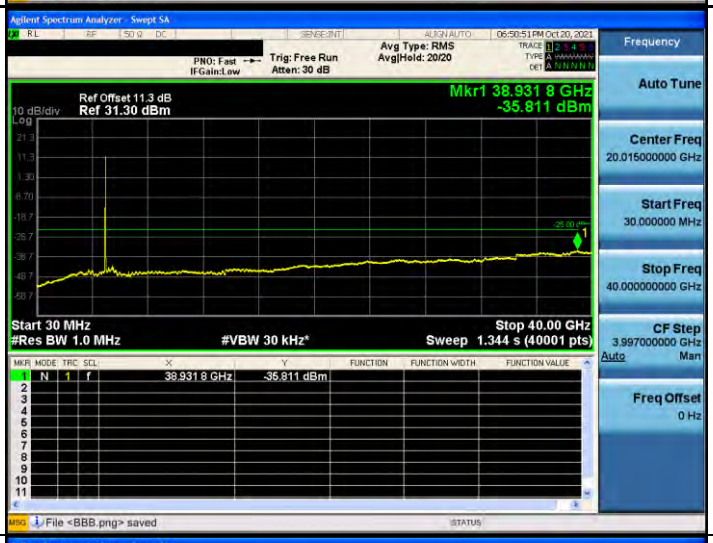	
4980 MHz		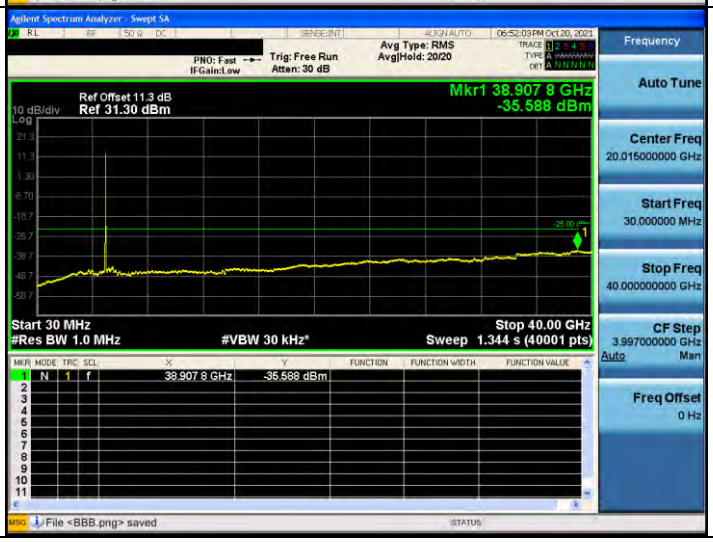	

Mode 10: MIMO_5 MHz Continuous TX mode_ANT-1			
4942.5 MHz		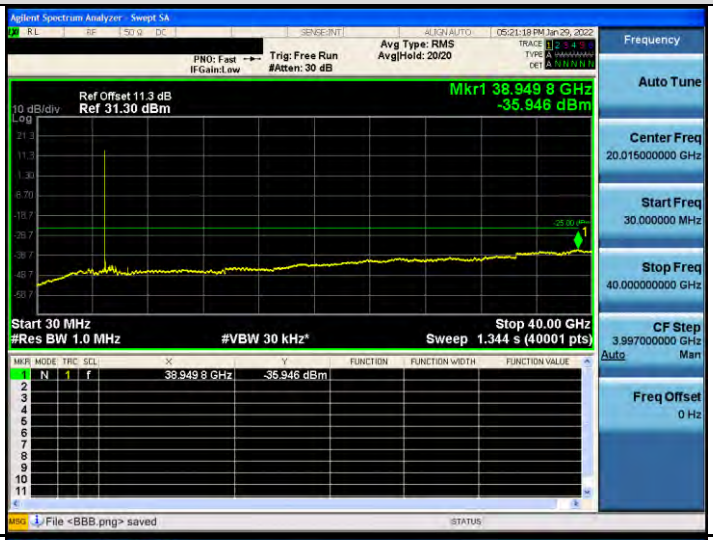	
4967.5 MHz			
4987.5 MHz		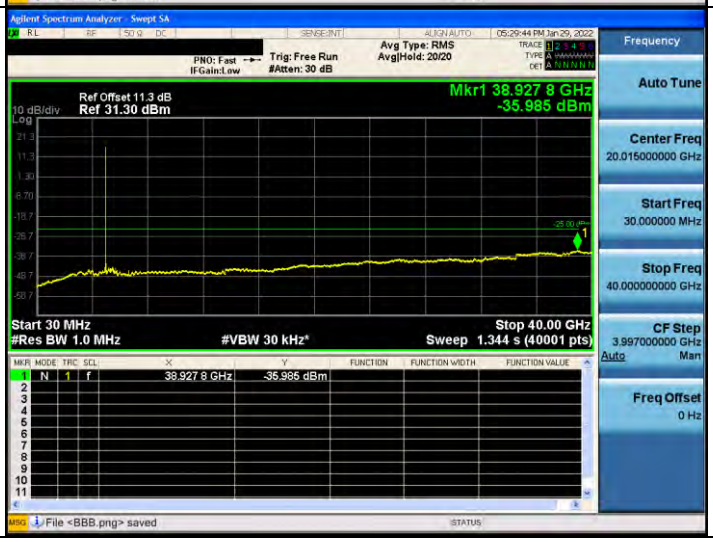	

Mode 11: MIMO_10 MHz Continuous TX mode_ANT-1			
4945 MHz		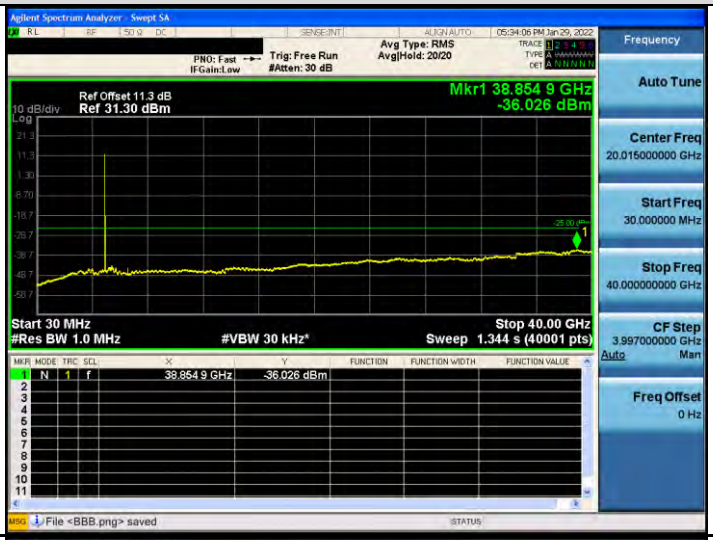	
4965 MHz			
4985 MHz		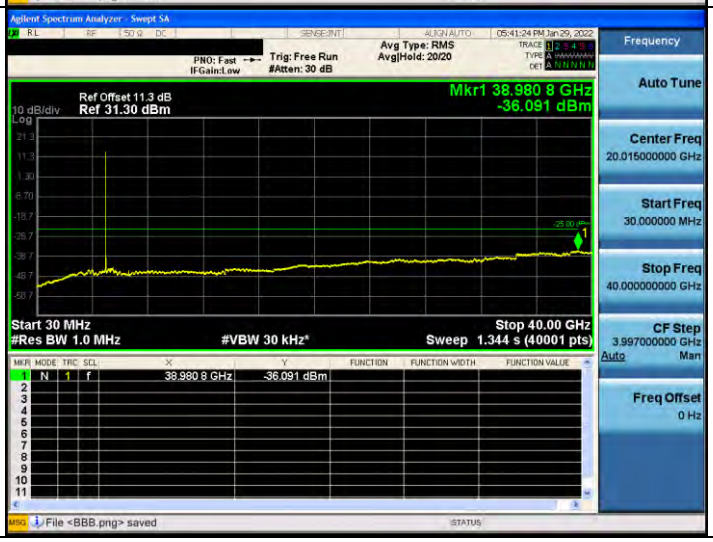	

Mode 12: MIMO_20 MHz Continuous TX mode_ANT-1			
4950 MHz		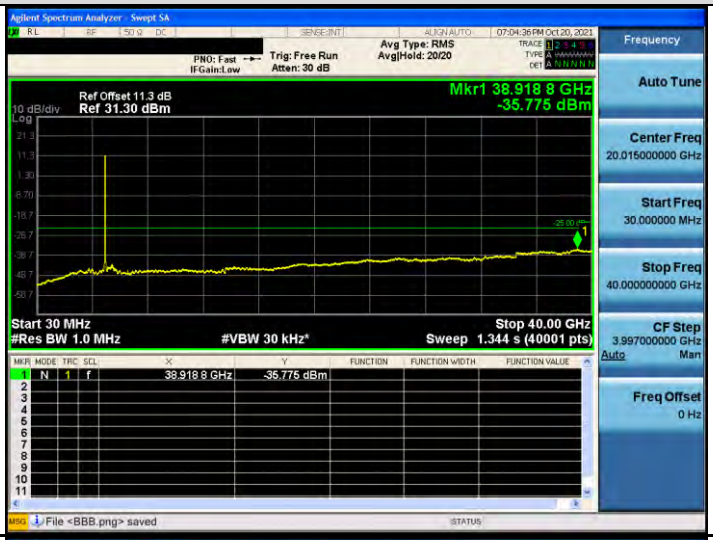	
4965 MHz		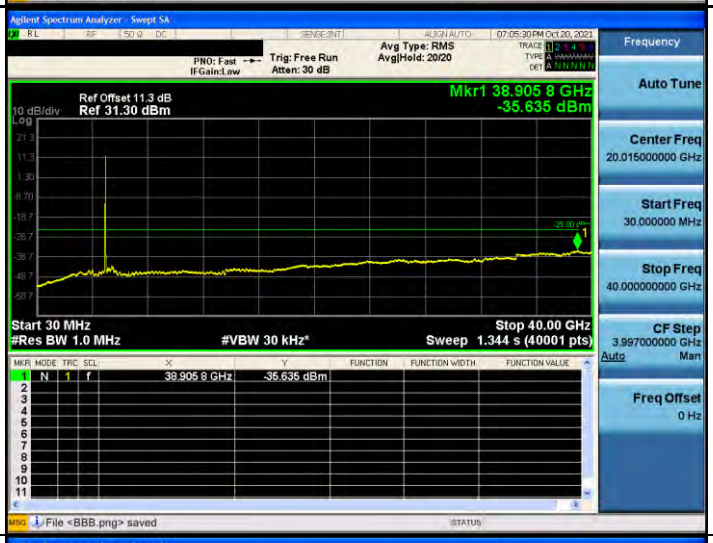	
4980 MHz		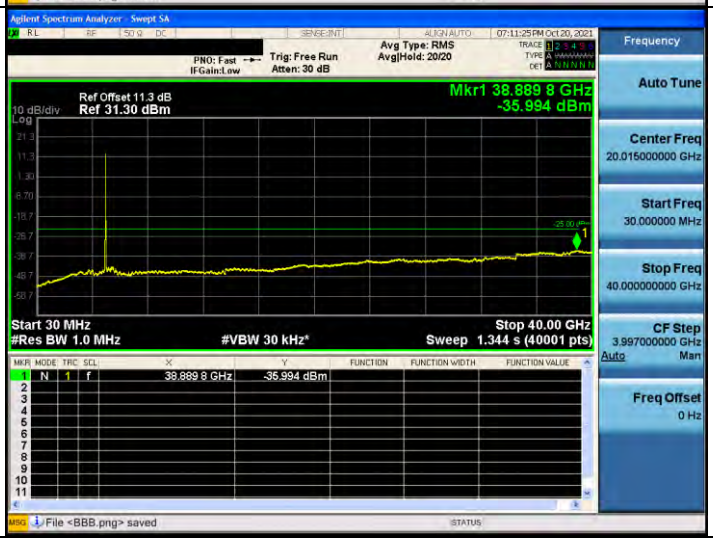	

3.7. Field Strength of Spurious Radiation

Standard:	FCC Part 90Y	Test Distance:	3 m
Test item:	Harmonic		
Frequency:	4942.5 MHz		
Mode:	Mode 1		
Ant.Polar.:	Horizontal		

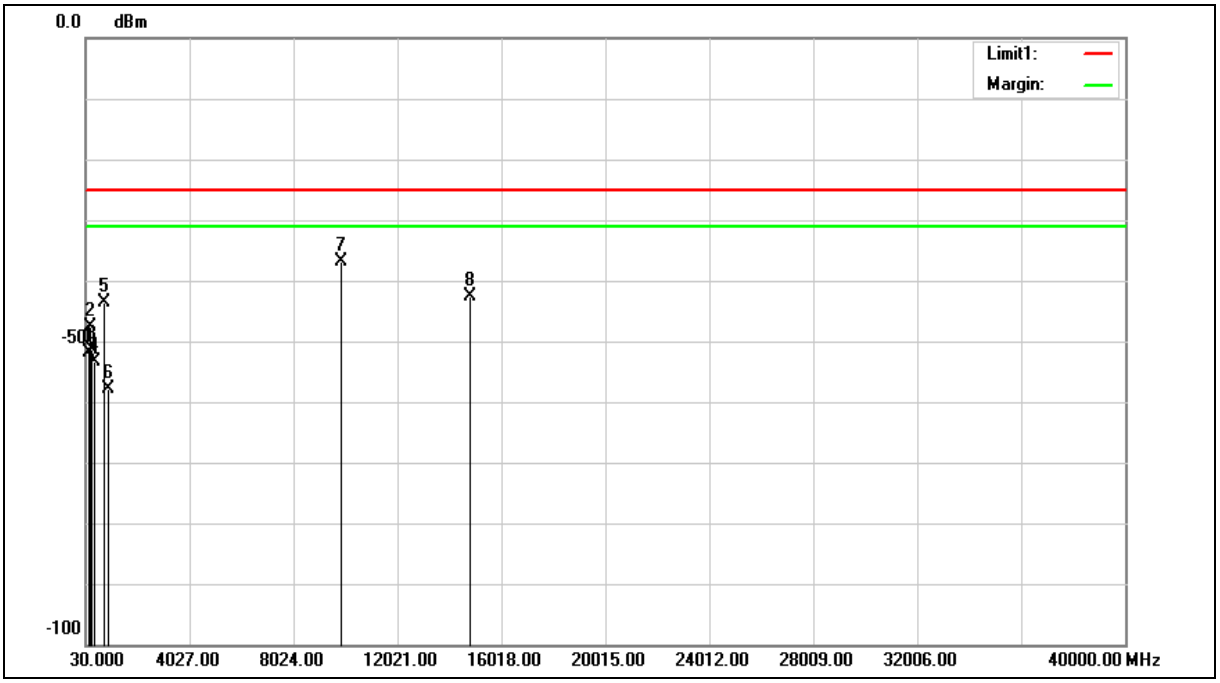

Standard:	FCC Part 90Y	Test Distance:	3 m
Test item:	Harmonic		
Frequency:	4942.5 MHz		
Mode:	Mode 1		
Ant.Polar.:	Horizontal		

No.	Frequency (MHz)	Reading (dBm)	Correct Factor (dB)	Result (dBm)	Limit (dBm)	Margin (dB)	Remark
1	120.2100	-49.11	-2.74	-51.85	-25.00	-26.85	RMS
2	203.6300	-43.55	-4.12	-47.67	-25.00	-22.67	RMS
3	263.7700	-49.44	-1.98	-51.42	-25.00	-26.42	RMS
4	359.8000	-53.45	-0.03	-53.48	-25.00	-28.48	RMS
5	719.6700	-49.08	5.57	-43.51	-25.00	-18.51	RMS
6	900.0900	-66.13	8.22	-57.91	-25.00	-32.91	RMS
7	9885.000	-61.91	25.09	-36.82	-25.00	-11.82	RMS
8	14827.500	-72.67	30.14	-42.53	-25.00	-17.53	RMS

Note:1.Result (dBuV/m) = Correct Factor (dB/m) + Reading(dBuV).

2.Correction factor (dB/m) = Antenna Factor (dB/m) + Cable loss (dB) – Pre-Amplifier gain (dB).

3.When the peak results are less than average limit, so not need to evaluate the average.

Standard:	FCC Part 90Y	Test Distance:	3 m
Test item:	Harmonic		
Frequency:	4942.5 MHz		
Mode:	Mode 1		
Ant.Polar.:	Vertical		

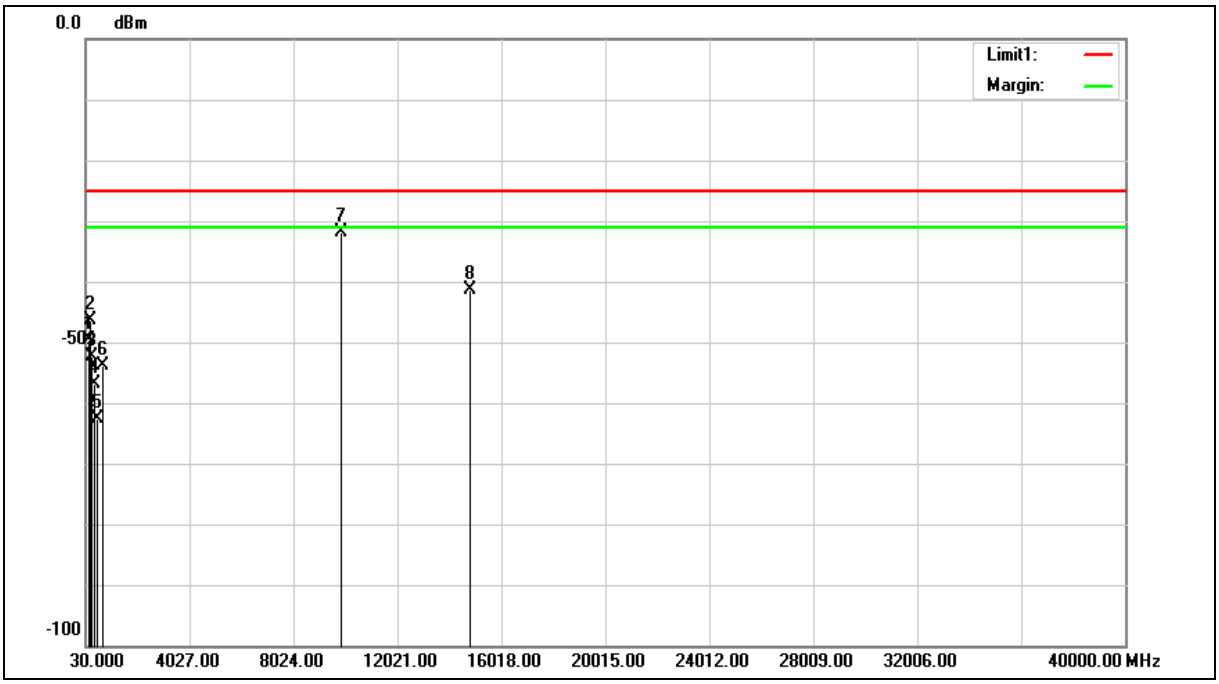

Standard:	FCC Part 90Y	Test Distance:	3 m
Test item:	Harmonic		
Frequency:	4942.5 MHz		
Mode:	Mode 1		
Ant.Polar.:	Vertical		

No.	Frequency (MHz)	Reading (dBm)	Correct Factor (dB)	Result (dBm)	Limit (dBm)	Margin (dB)	Remark
1	113.4200	-45.91	-3.60	-49.51	-25.00	-24.51	RMS
2	174.5300	-44.37	-2.06	-46.43	-25.00	-21.43	RMS
3	263.7700	-50.39	-1.98	-52.37	-25.00	-27.37	RMS
4	359.8000	-56.87	-0.03	-56.90	-25.00	-31.90	RMS
5	457.7700	-64.09	1.48	-62.61	-25.00	-37.61	RMS
6	719.6700	-59.37	5.57	-53.80	-25.00	-28.80	RMS
7	9885.000	-56.89	25.09	-31.80	-25.00	-6.80	RMS
8	14827.500	-71.44	30.14	-41.30	-25.00	-16.30	RMS

Note:1.Result (dBuV/m) = Correct Factor (dB/m) + Reading(dBuV).

2.Correction factor (dB/m) = Antenna Factor (dB/m) + Cable loss (dB) – Pre-Amplifier gain (dB).

3.When the peak results are less than average limit, so not need to evaluate the average.

Standard:	FCC Part 90Y	Test Distance:	3 m
Test item:	Harmonic		
Frequency:	4967.5 MHz		
Mode:	Mode 1		
Ant.Polar.:	Horizontal		

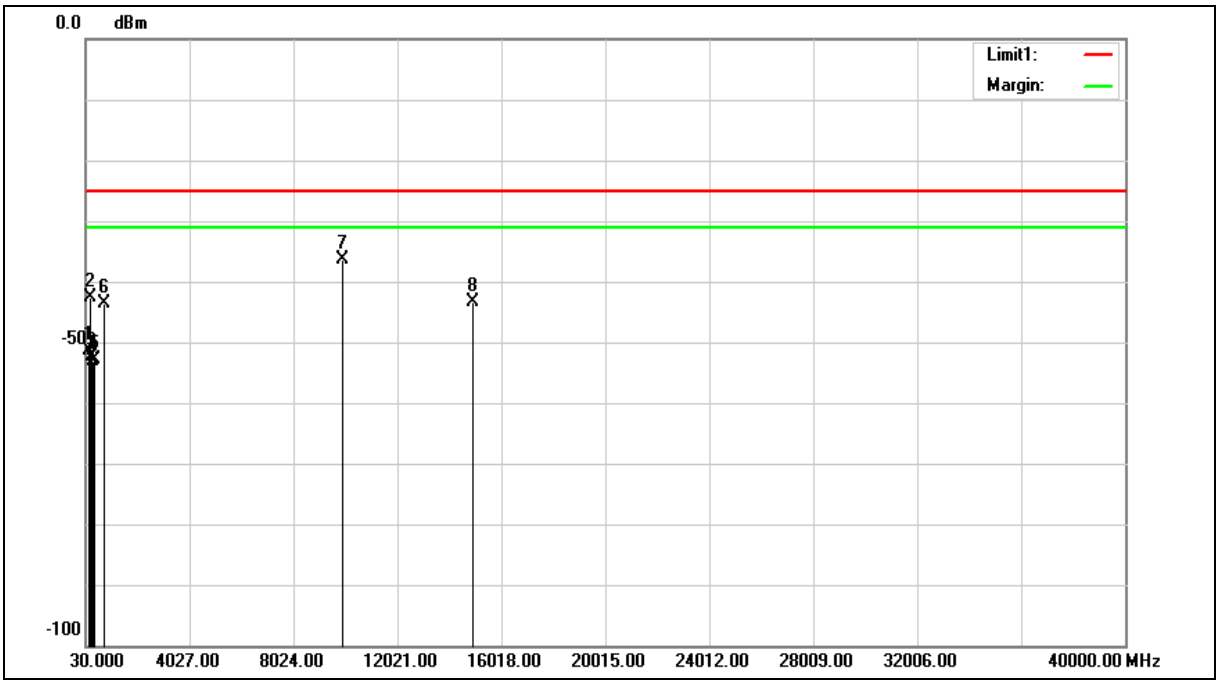

Standard:	FCC Part 90Y	Test Distance:	3 m
Test item:	Harmonic		
Frequency:	4967.5 MHz		
Mode:	Mode 1		
Ant.Polar.:	Horizontal		

No.	Frequency (MHz)	Reading (dBm)	Correct Factor (dB)	Result (dBm)	Limit (dBm)	Margin (dB)	Remark
1	113.4200	-47.76	-3.60	-51.36	-25.00	-26.36	RMS
2	191.9900	-38.61	-3.95	-42.56	-25.00	-17.56	RMS
3	263.7700	-50.36	-1.98	-52.34	-25.00	-27.34	RMS
4	299.6600	-52.14	-0.91	-53.05	-25.00	-28.05	RMS
5	359.8000	-52.83	-0.03	-52.86	-25.00	-27.86	RMS
6	719.6700	-49.16	5.57	-43.59	-25.00	-18.59	RMS
7	9935.000	-61.67	25.21	-36.46	-25.00	-11.46	RMS
8	14902.500	-73.61	30.27	-43.34	-25.00	-18.34	RMS

Note:1.Result (dBuV/m) = Correct Factor (dB/m) + Reading(dBuV).

2.Correction factor (dB/m) = Antenna Factor (dB/m) + Cable loss (dB) – Pre-Amplifier gain (dB).

3.When the peak results are less than average limit, so not need to evaluate the average.

Standard:	FCC Part 90Y	Test Distance:	3 m
Test item:	Harmonic		
Frequency:	4967.5 MHz		
Mode:	Mode 1		
Ant.Polar.:	Vertical		

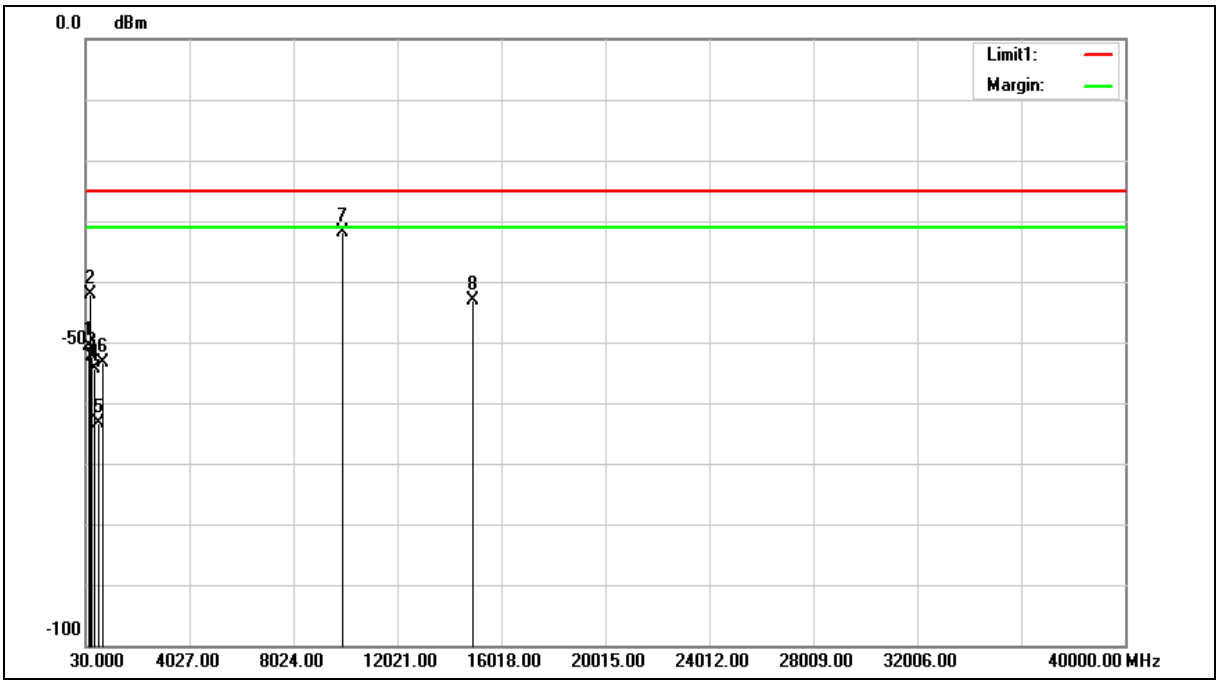

Standard:	FCC Part 90Y	Test Distance:	3 m
Test item:	Harmonic		
Frequency:	4967.5 MHz		
Mode:	Mode 1		
Ant.Polar.:	Vertical		

No.	Frequency (MHz)	Reading (dBm)	Correct Factor (dB)	Result (dBm)	Limit (dBm)	Margin (dB)	Remark
1	113.4200	-46.95	-3.60	-50.55	-25.00	-25.55	RMS
2	174.5300	-40.03	-2.06	-42.09	-25.00	-17.09	RMS
3	239.5200	-49.96	-2.52	-52.48	-25.00	-27.48	RMS
4	359.8000	-54.23	-0.03	-54.26	-25.00	-29.26	RMS
5	493.6600	-65.26	1.85	-63.41	-25.00	-38.41	RMS
6	719.6700	-58.84	5.57	-53.27	-25.00	-28.27	RMS
7	9935.000	-57.20	25.21	-31.99	-25.00	-6.99	RMS
8	14902.500	-73.35	30.27	-43.08	-25.00	-18.08	RMS

Note:1.Result (dBuV/m) = Correct Factor (dB/m) + Reading(dBuV).

2.Correction factor (dB/m) = Antenna Factor (dB/m) + Cable loss (dB) – Pre-Amplifier gain (dB).

3.When the peak results are less than average limit, so not need to evaluate the average.

Standard:	FCC Part 90Y	Test Distance:	3 m
Test item:	Harmonic		
Frequency:	4987.5 MHz		
Mode:	Mode 1		
Ant.Polar.:	Horizontal		

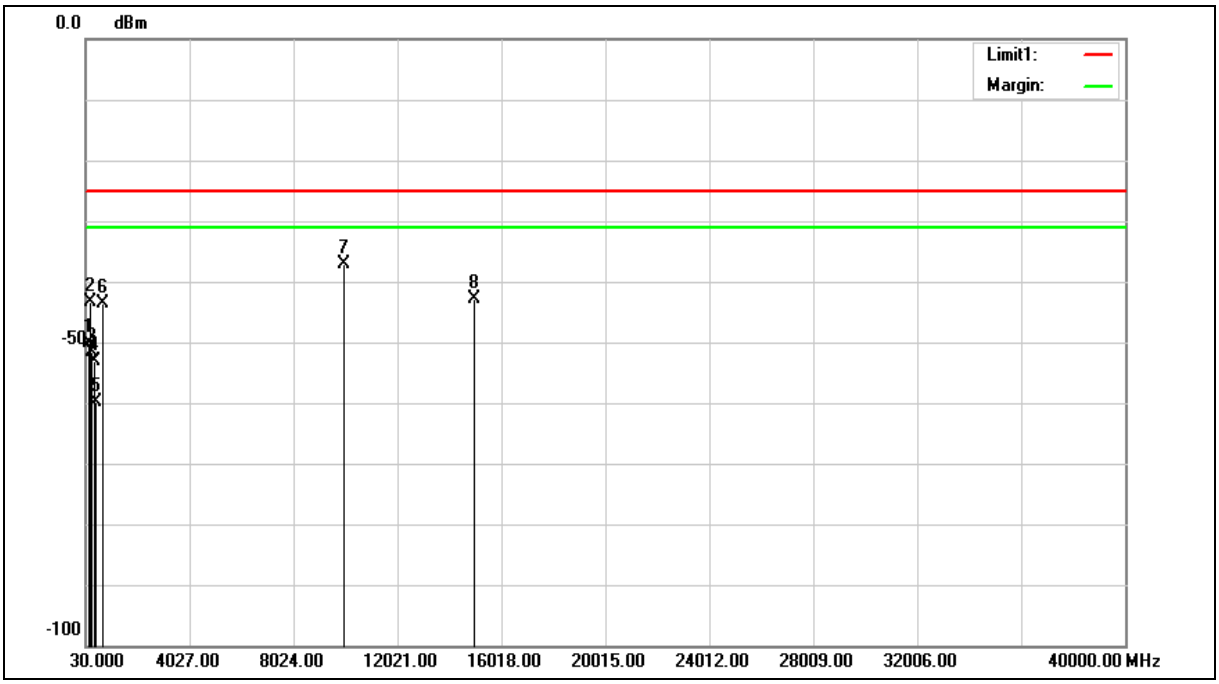

Standard:	FCC Part 90Y	Test Distance:	3 m
Test item:	Harmonic		
Frequency:	4987.5 MHz		
Mode:	Mode 1		
Ant.Polar.:	Horizontal		

No.	Frequency (MHz)	Reading (dBm)	Correct Factor (dB)	Result (dBm)	Limit (dBm)	Margin (dB)	Remark
1	120.2100	-47.49	-2.74	-50.23	-25.00	-25.23	RMS
2	191.9900	-39.45	-3.95	-43.40	-25.00	-18.40	RMS
3	263.7700	-49.63	-1.98	-51.61	-25.00	-26.61	RMS
4	359.8000	-53.20	-0.03	-53.23	-25.00	-28.23	RMS
5	399.5700	-60.29	0.44	-59.85	-25.00	-34.85	RMS
6	719.6700	-49.20	5.57	-43.63	-25.00	-18.63	RMS
7	9975.000	-62.38	25.33	-37.05	-25.00	-12.05	RMS
8	14962.500	-73.11	30.35	-42.76	-25.00	-17.76	RMS

Note:1.Result (dBuV/m) = Correct Factor (dB/m) + Reading(dBuV).

2.Correction factor (dB/m) = Antenna Factor (dB/m) + Cable loss (dB) – Pre-Amplifier gain (dB).

3.When the peak results are less than average limit, so not need to evaluate the average.

Standard:	FCC Part 90Y	Test Distance:	3 m
Test item:	Harmonic		
Frequency:	4987.5 MHz		
Mode:	Mode 1		
Ant.Polar.:	Vertical		

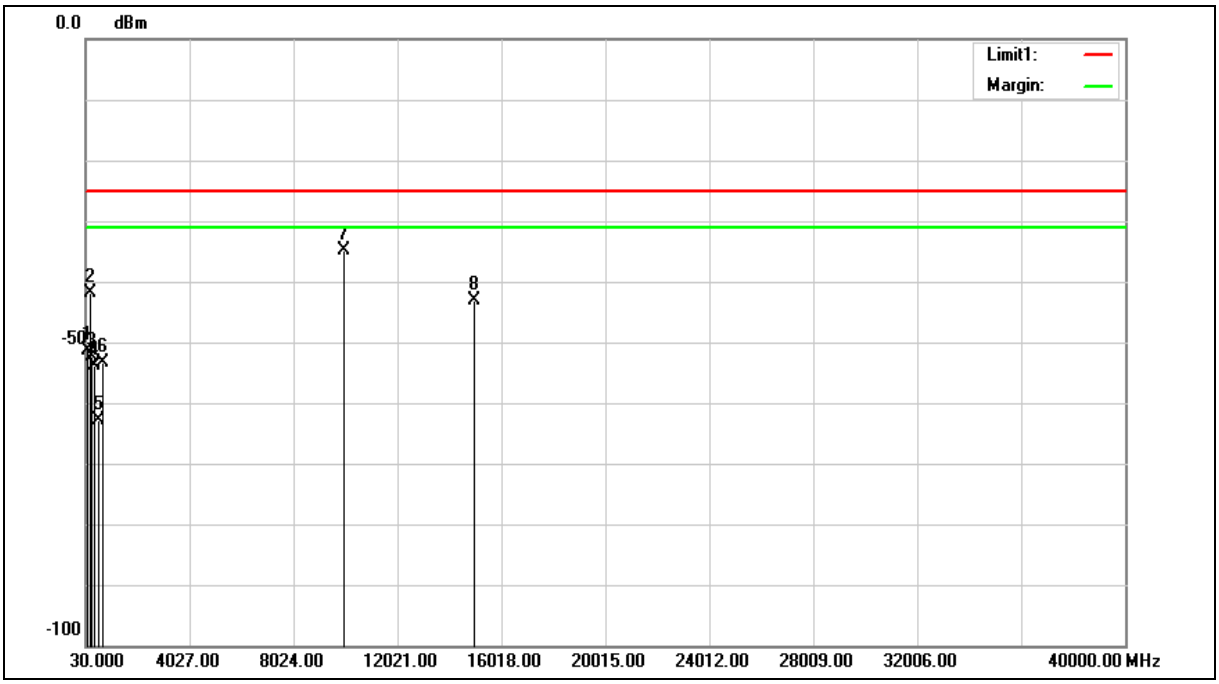

Standard:	FCC Part 90Y	Test Distance:	3 m
Test item:	Harmonic		
Frequency:	4987.5 MHz		
Mode:	Mode 1		
Ant.Polar.:	Vertical		

No.	Frequency (MHz)	Reading (dBm)	Correct Factor (dB)	Result (dBm)	Limit (dBm)	Margin (dB)	Remark
1	107.6000	-47.14	-4.34	-51.48	-25.00	-26.48	RMS
2	174.5300	-39.87	-2.06	-41.93	-25.00	-16.93	RMS
3	239.5200	-49.78	-2.52	-52.30	-25.00	-27.30	RMS
4	359.8000	-53.82	-0.03	-53.85	-25.00	-28.85	RMS
5	482.0200	-64.52	1.75	-62.77	-25.00	-37.77	RMS
6	719.6700	-58.94	5.57	-53.37	-25.00	-28.37	RMS
7	9975.000	-60.15	25.33	-34.82	-25.00	-9.82	RMS
8	14962.500	-73.59	30.35	-43.24	-25.00	-18.24	RMS

Note:1.Result (dBuV/m) = Correct Factor (dB/m) + Reading(dBuV).

2.Correction factor (dB/m) = Antenna Factor (dB/m) + Cable loss (dB) – Pre-Amplifier gain (dB).

3.When the peak results are less than average limit, so not need to evaluate the average.

Standard:	FCC Part 90Y	Test Distance:	3 m
Test item:	Harmonic		
Frequency:	4945 MHz		
Mode:	Mode 2		
Ant.Polar.:	Horizontal		

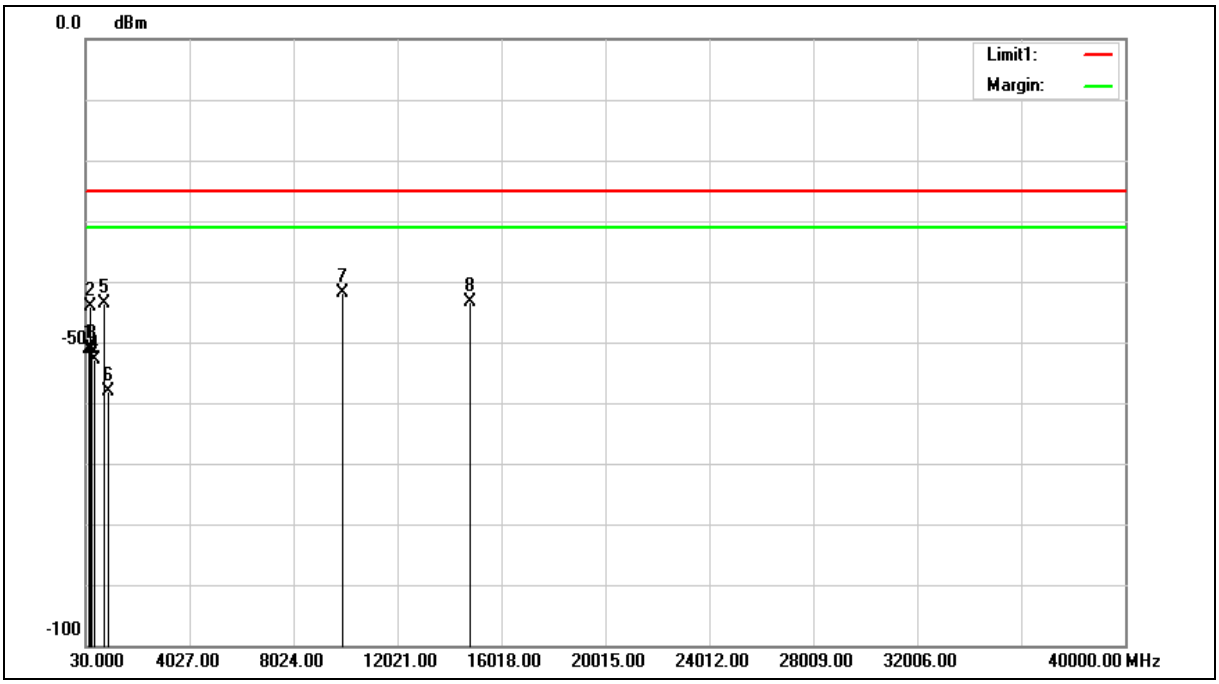

Standard:	FCC Part 90Y	Test Distance:	3 m
Test item:	Harmonic		
Frequency:	4945 MHz		
Mode:	Mode 2		
Ant.Polar.:	Horizontal		

No.	Frequency (MHz)	Reading (dBm)	Correct Factor (dB)	Result (dBm)	Limit (dBm)	Margin (dB)	Remark
1	113.4200	-47.60	-3.60	-51.20	-25.00	-26.20	RMS
2	174.5300	-42.18	-2.06	-44.24	-25.00	-19.24	RMS
3	263.7700	-49.21	-1.98	-51.19	-25.00	-26.19	RMS
4	359.8000	-52.92	-0.03	-52.95	-25.00	-27.95	RMS
5	719.6700	-49.26	5.57	-43.69	-25.00	-18.69	RMS
6	900.0900	-66.23	8.22	-58.01	-25.00	-33.01	RMS
7	9890.000	-66.98	25.11	-41.87	-25.00	-16.87	RMS
8	14835.000	-73.50	30.17	-43.33	-25.00	-18.33	RMS

Note:1.Result (dBuV/m) = Correct Factor (dB/m) + Reading(dBuV).

2.Correction factor (dB/m) = Antenna Factor (dB/m) + Cable loss (dB) – Pre-Amplifier gain (dB).

3.When the peak results are less than average limit, so not need to evaluate the average.

Standard:	FCC Part 90Y	Test Distance:	3 m
Test item:	Harmonic		
Frequency:	4945 MHz		
Mode:	Mode 2		
Ant.Polar.:	Vertical		

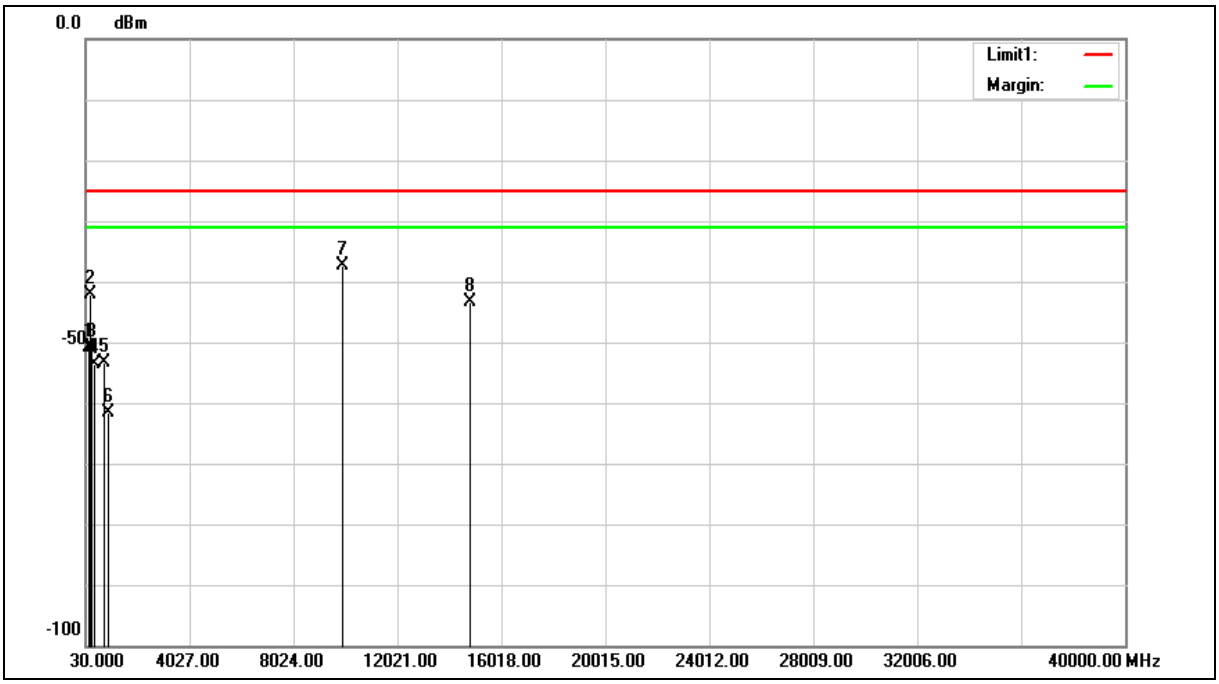

Standard:	FCC Part 90Y	Test Distance:	3 m
Test item:	Harmonic		
Frequency:	4945 MHz		
Mode:	Mode 2		
Ant.Polar.:	Vertical		

No.	Frequency (MHz)	Reading (dBm)	Correct Factor (dB)	Result (dBm)	Limit (dBm)	Margin (dB)	Remark
1	113.4200	-47.18	-3.60	-50.78	-25.00	-25.78	RMS
2	174.5300	-40.08	-2.06	-42.14	-25.00	-17.14	RMS
3	239.5200	-48.42	-2.52	-50.94	-25.00	-25.94	RMS
4	359.8000	-53.48	-0.03	-53.51	-25.00	-28.51	RMS
5	719.6700	-58.84	5.57	-53.27	-25.00	-28.27	RMS
6	900.0900	-69.92	8.22	-61.70	-25.00	-36.70	RMS
7	9890.000	-62.50	25.11	-37.39	-25.00	-12.39	RMS
8	14835.000	-73.48	30.17	-43.31	-25.00	-18.31	RMS

Note:1.Result (dBuV/m) = Correct Factor (dB/m) + Reading(dBuV).

2.Correction factor (dB/m) = Antenna Factor (dB/m) + Cable loss (dB) – Pre-Amplifier gain (dB).

3.When the peak results are less than average limit, so not need to evaluate the average.

Standard:	FCC Part 90Y	Test Distance:	3 m
Test item:	Harmonic		
Frequency:	4965 MHz		
Mode:	Mode 2		
Ant.Polar.:	Horizontal		

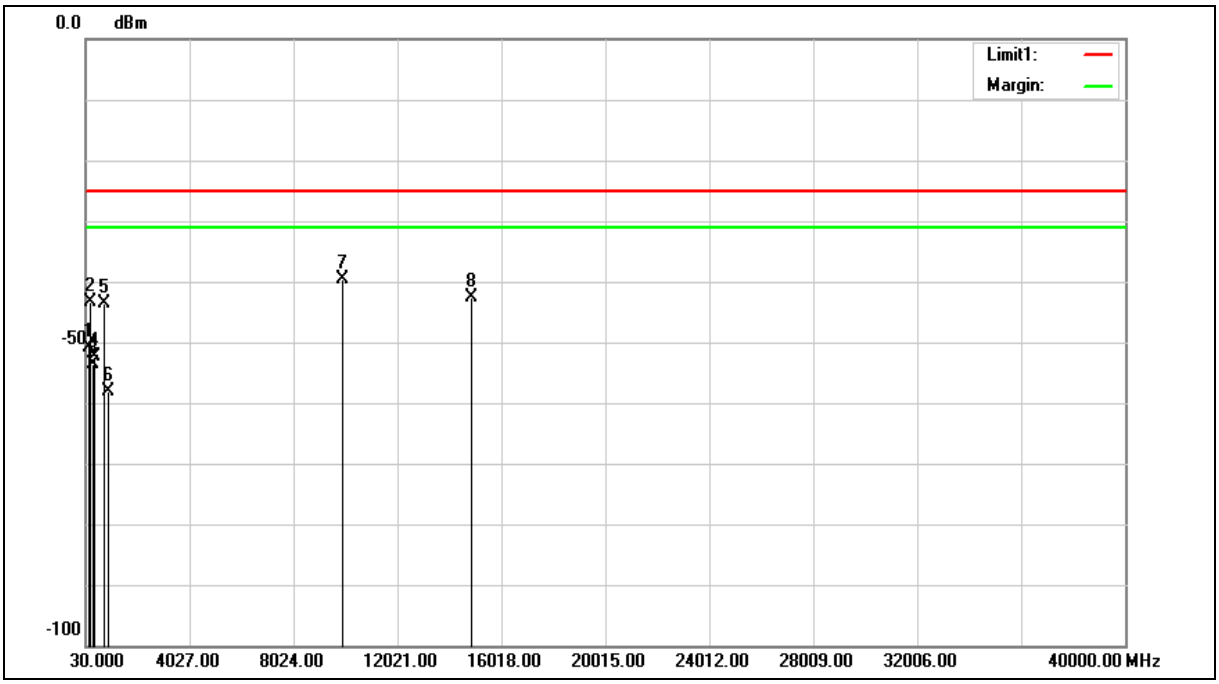

Standard:	FCC Part 90Y	Test Distance:	3 m
Test item:	Harmonic		
Frequency:	4965 MHz		
Mode:	Mode 2		
Ant.Polar.:	Horizontal		

No.	Frequency (MHz)	Reading (dBm)	Correct Factor (dB)	Result (dBm)	Limit (dBm)	Margin (dB)	Remark
1	113.4200	-47.30	-3.60	-50.90	-25.00	-25.90	RMS
2	191.9900	-39.40	-3.95	-43.35	-25.00	-18.35	RMS
3	299.6600	-52.82	-0.91	-53.73	-25.00	-28.73	RMS
4	359.8000	-52.31	-0.03	-52.34	-25.00	-27.34	RMS
5	719.6700	-49.23	5.57	-43.66	-25.00	-18.66	RMS
6	900.0900	-66.26	8.22	-58.04	-25.00	-33.04	RMS
7	9930.000	-64.92	25.21	-39.71	-25.00	-14.71	RMS
8	14895.000	-72.82	30.25	-42.57	-25.00	-17.57	RMS

Note:1.Result (dBuV/m) = Correct Factor (dB/m) + Reading(dBuV).

2.Correction factor (dB/m) = Antenna Factor (dB/m) + Cable loss (dB) – Pre-Amplifier gain (dB).

3.When the peak results are less than average limit, so not need to evaluate the average.

Standard:	FCC Part 90Y	Test Distance:	3 m
Test item:	Harmonic		
Frequency:	4965 MHz		
Mode:	Mode 2		
Ant.Polar.:	Vertical		

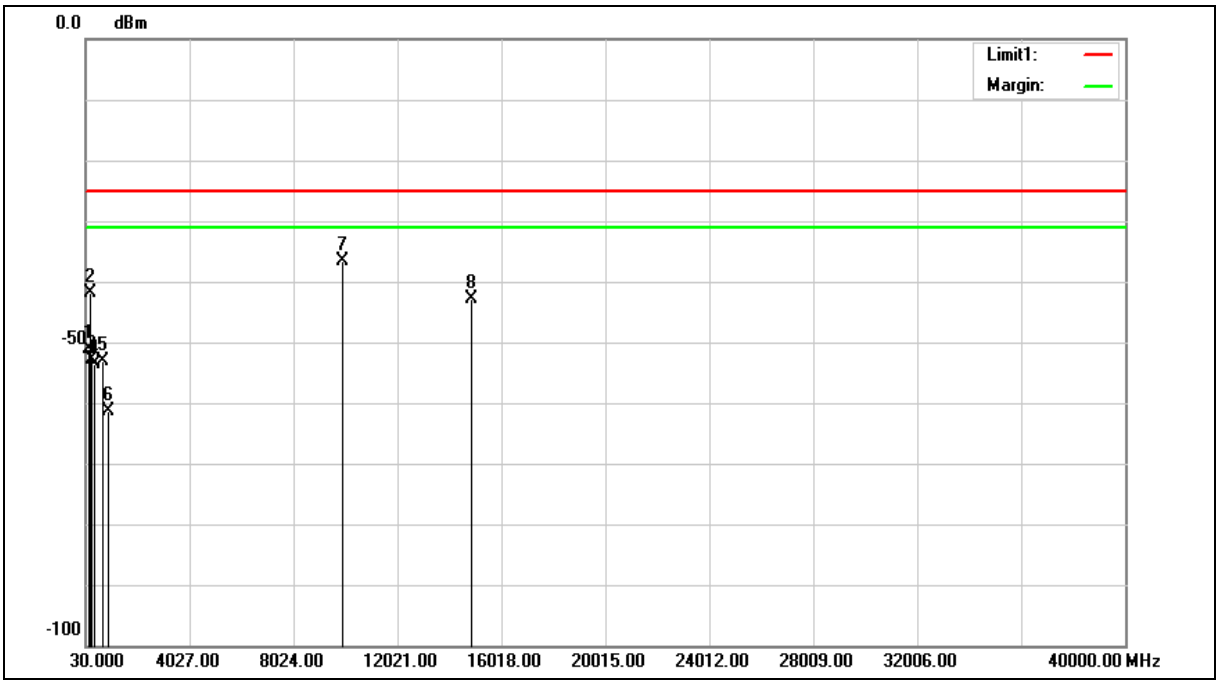

Standard:	FCC Part 90Y	Test Distance:	3 m
Test item:	Harmonic		
Frequency:	4965 MHz		
Mode:	Mode 2		
Ant.Polar.:	Vertical		

No.	Frequency (MHz)	Reading (dBm)	Correct Factor (dB)	Result (dBm)	Limit (dBm)	Margin (dB)	Remark
1	113.4200	-47.63	-3.60	-51.23	-25.00	-26.23	RMS
2	174.5300	-39.93	-2.06	-41.99	-25.00	-16.99	RMS
3	263.7700	-50.85	-1.98	-52.83	-25.00	-27.83	RMS
4	359.8000	-53.62	-0.03	-53.65	-25.00	-28.65	RMS
5	719.6700	-58.80	5.57	-53.23	-25.00	-28.23	RMS
6	900.0900	-69.53	8.22	-61.31	-25.00	-36.31	RMS
7	9930.000	-61.72	25.21	-36.51	-25.00	-11.51	RMS
8	14895.000	-73.15	30.25	-42.90	-25.00	-17.90	RMS

Note:1.Result (dBuV/m) = Correct Factor (dB/m) + Reading(dBuV).

2.Correction factor (dB/m) = Antenna Factor (dB/m) + Cable loss (dB) – Pre-Amplifier gain (dB).

3.When the peak results are less than average limit, so not need to evaluate the average.

Standard:	FCC Part 90Y	Test Distance:	3 m
Test item:	Harmonic		
Frequency:	4985 MHz		
Mode:	Mode 2		
Ant.Polar.:	Horizontal		

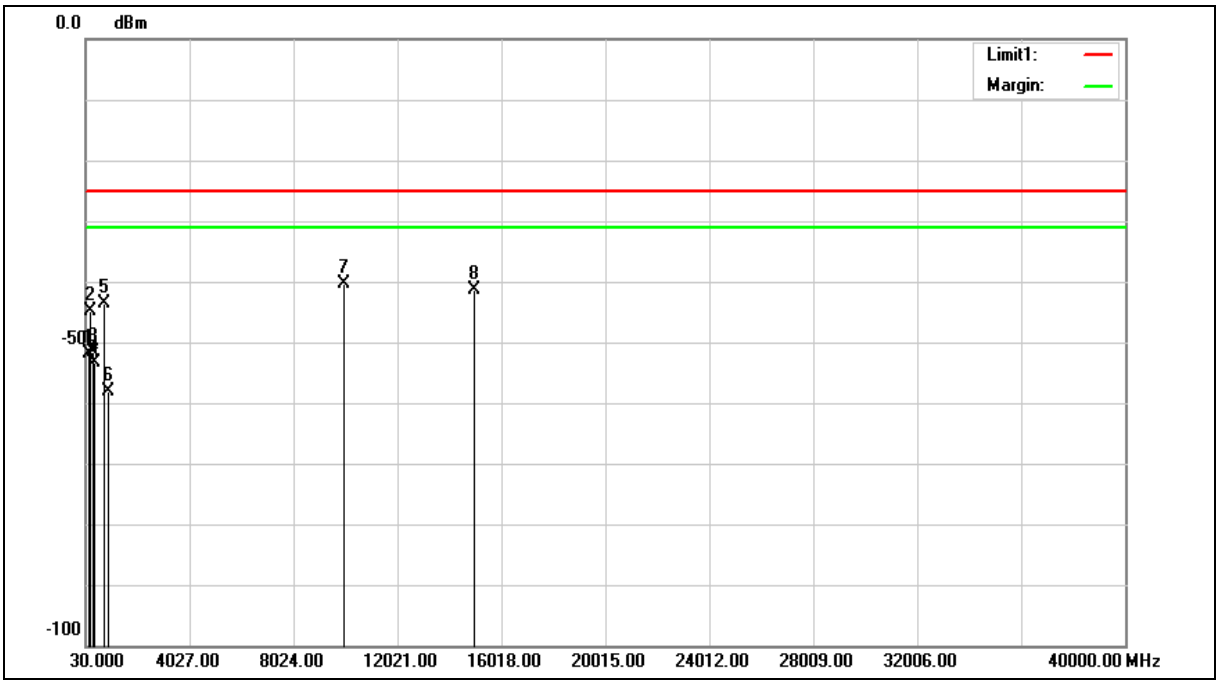

Standard:	FCC Part 90Y	Test Distance:	3 m
Test item:	Harmonic		
Frequency:	4985 MHz		
Mode:	Mode 2		
Ant.Polar.:	Horizontal		

No.	Frequency (MHz)	Reading (dBm)	Correct Factor (dB)	Result (dBm)	Limit (dBm)	Margin (dB)	Remark
1	113.4200	-48.27	-3.60	-51.87	-25.00	-26.87	RMS
2	191.9900	-40.87	-3.95	-44.82	-25.00	-19.82	RMS
3	299.6600	-50.76	-0.91	-51.67	-25.00	-26.67	RMS
4	359.8000	-53.37	-0.03	-53.40	-25.00	-28.40	RMS
5	719.6700	-49.19	5.57	-43.62	-25.00	-18.62	RMS
6	900.0900	-66.25	8.22	-58.03	-25.00	-33.03	RMS
7	9970.000	-65.63	25.30	-40.33	-25.00	-15.33	RMS
8	14955.000	-71.66	30.35	-41.31	-25.00	-16.31	RMS

Note:1.Result (dBuV/m) = Correct Factor (dB/m) + Reading(dBuV).

2.Correction factor (dB/m) = Antenna Factor (dB/m) + Cable loss (dB) – Pre-Amplifier gain (dB).

3.When the peak results are less than average limit, so not need to evaluate the average.

Standard:	FCC Part 90Y	Test Distance:	3 m
Test item:	Harmonic		
Frequency:	4985 MHz		
Mode:	Mode 2		
Ant.Polar.:	Vertical		

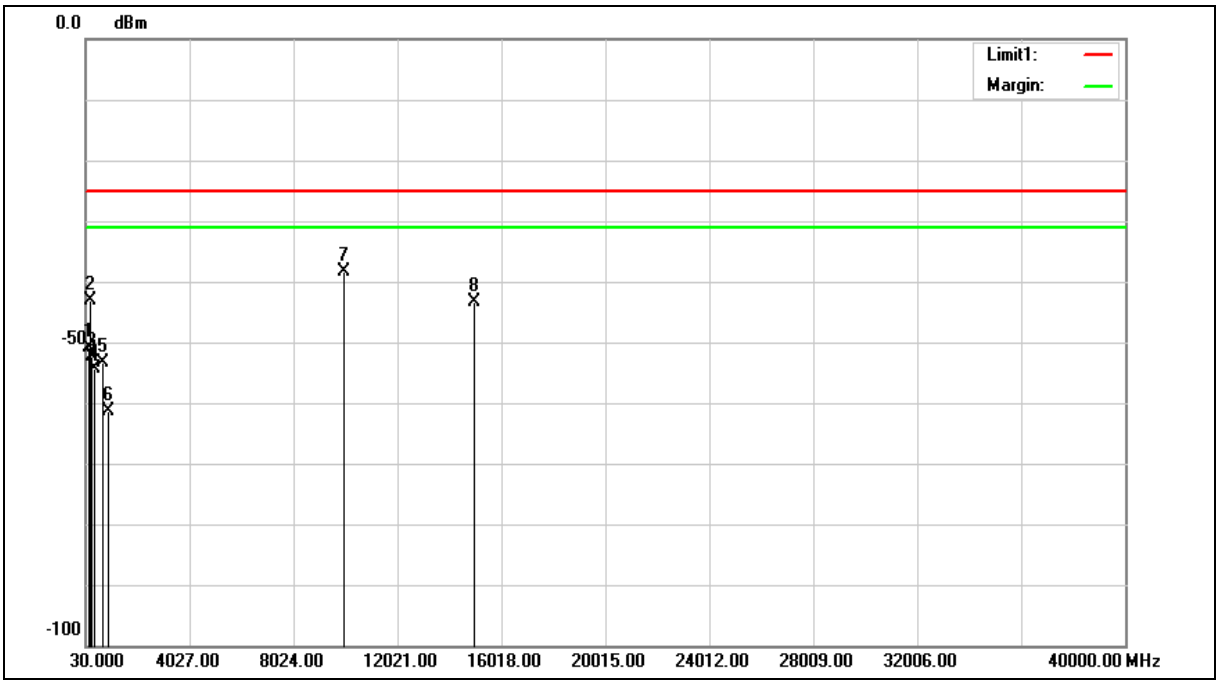

Standard:	FCC Part 90Y	Test Distance:	3 m
Test item:	Harmonic		
Frequency:	4985 MHz		
Mode:	Mode 2		
Ant.Polar.:	Vertical		

No.	Frequency (MHz)	Reading (dBm)	Correct Factor (dB)	Result (dBm)	Limit (dBm)	Margin (dB)	Remark
1	113.4200	-47.32	-3.60	-50.92	-25.00	-25.92	RMS
2	174.5300	-41.08	-2.06	-43.14	-25.00	-18.14	RMS
3	239.5200	-49.75	-2.52	-52.27	-25.00	-27.27	RMS
4	359.8000	-54.34	-0.03	-54.37	-25.00	-29.37	RMS
5	719.6700	-58.85	5.57	-53.28	-25.00	-28.28	RMS
6	900.0900	-69.70	8.22	-61.48	-25.00	-36.48	RMS
7	9970.000	-63.64	25.30	-38.34	-25.00	-13.34	RMS
8	14955.000	-73.62	30.35	-43.27	-25.00	-18.27	RMS

Note:1.Result (dBuV/m) = Correct Factor (dB/m) + Reading(dBuV).

2.Correction factor (dB/m) = Antenna Factor (dB/m) + Cable loss (dB) – Pre-Amplifier gain (dB).

3.When the peak results are less than average limit, so not need to evaluate the average.

Standard:	FCC Part 90Y	Test Distance:	3 m
Test item:	Harmonic		
Frequency:	4950 MHz		
Mode:	Mode 3		
Ant.Polar.:	Horizontal		

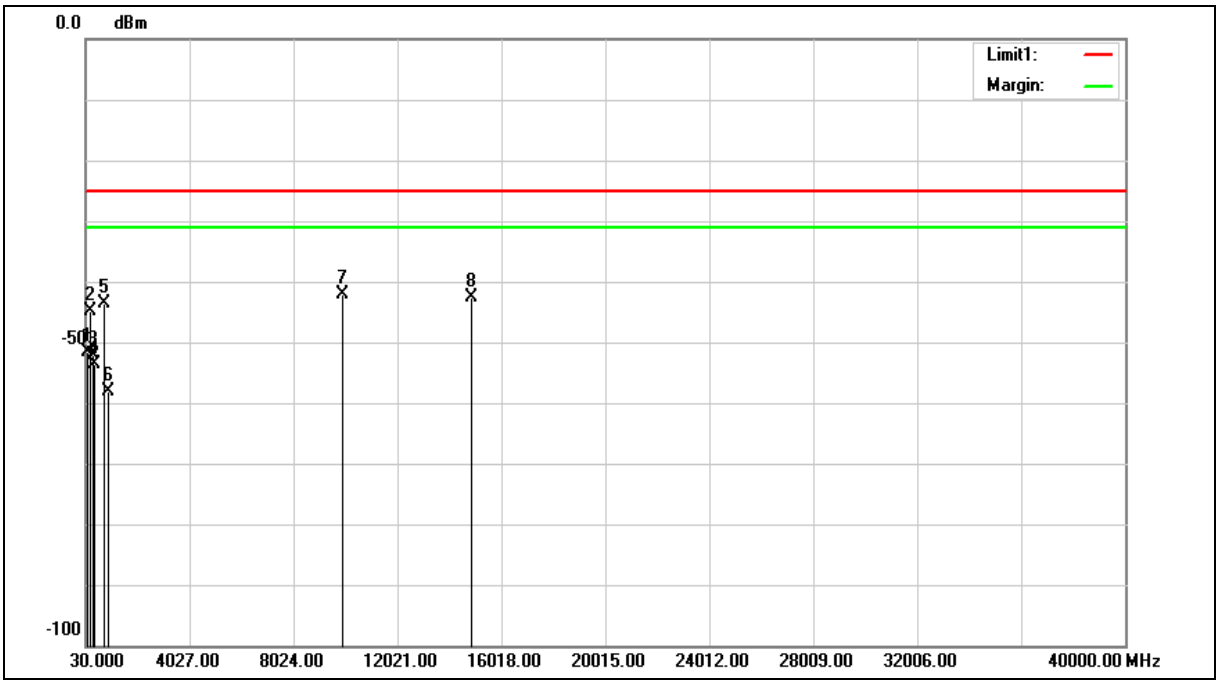

Standard:	FCC Part 90Y	Test Distance:	3 m
Test item:	Harmonic		
Frequency:	4950 MHz		
Mode:	Mode 3		
Ant.Polar.:	Horizontal		

No.	Frequency (MHz)	Reading (dBm)	Correct Factor (dB)	Result (dBm)	Limit (dBm)	Margin (dB)	Remark
1	113.4200	-47.99	-3.60	-51.59	-25.00	-26.59	RMS
2	191.9900	-40.97	-3.95	-44.92	-25.00	-19.92	RMS
3	299.6600	-51.15	-0.91	-52.06	-25.00	-27.06	RMS
4	359.8000	-53.62	-0.03	-53.65	-25.00	-28.65	RMS
5	719.6700	-49.25	5.57	-43.68	-25.00	-18.68	RMS
6	900.0900	-66.27	8.22	-58.05	-25.00	-33.05	RMS
7	9900.000	-67.16	25.13	-42.03	-25.00	-17.03	RMS
8	14850.000	-72.87	30.19	-42.68	-25.00	-17.68	RMS

Note:1.Result (dBuV/m) = Correct Factor (dB/m) + Reading(dBuV).

2.Correction factor (dB/m) = Antenna Factor (dB/m) + Cable loss (dB) – Pre-Amplifier gain (dB).

3.When the peak results are less than average limit, so not need to evaluate the average.

Standard:	FCC Part 90Y	Test Distance:	3 m
Test item:	Harmonic		
Frequency:	4950 MHz		
Mode:	Mode 3		
Ant.Polar.:	Vertical		

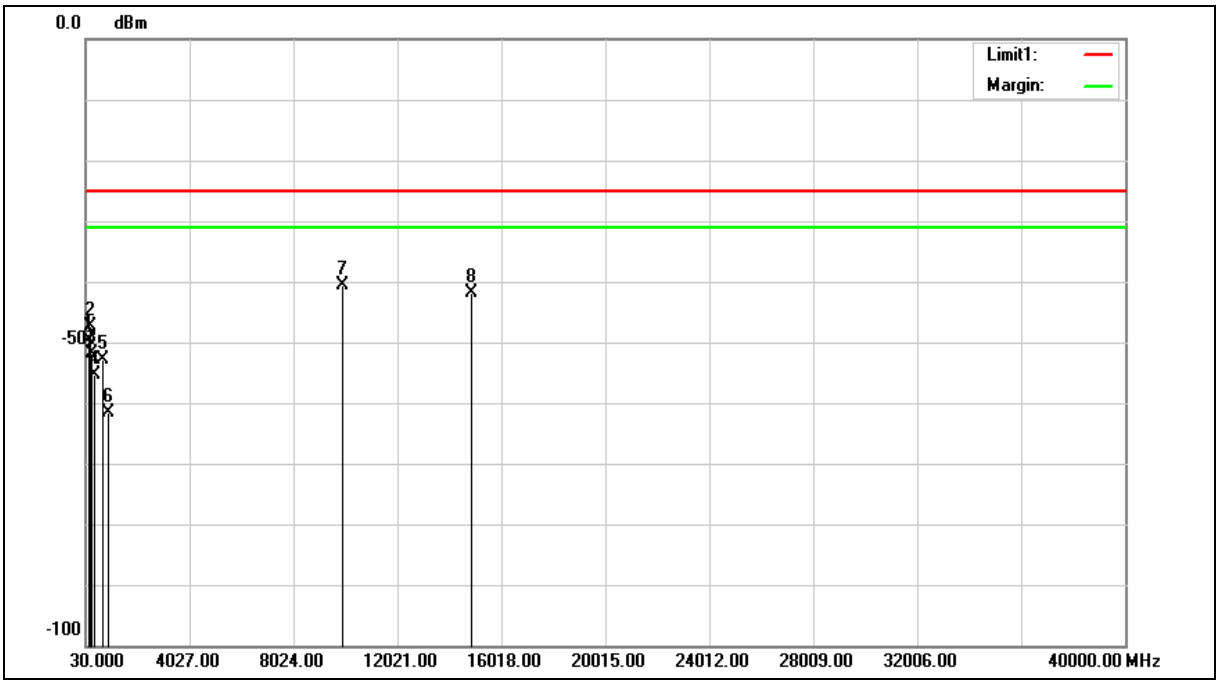

Standard:	FCC Part 90Y	Test Distance:	3 m
Test item:	Harmonic		
Frequency:	4950 MHz		
Mode:	Mode 3		
Ant.Polar.:	Vertical		

No.	Frequency (MHz)	Reading (dBm)	Correct Factor (dB)	Result (dBm)	Limit (dBm)	Margin (dB)	Remark
1	113.4200	-46.02	-3.60	-49.62	-25.00	-24.62	RMS
2	174.5300	-45.38	-2.06	-47.44	-25.00	-22.44	RMS
3	263.7700	-49.89	-1.98	-51.87	-25.00	-26.87	RMS
4	359.8000	-55.35	-0.03	-55.38	-25.00	-30.38	RMS
5	719.6700	-58.45	5.57	-52.88	-25.00	-27.88	RMS
6	900.0900	-69.74	8.22	-61.52	-25.00	-36.52	RMS
7	9900.000	-65.63	25.13	-40.50	-25.00	-15.50	RMS
8	14850.000	-72.12	30.19	-41.93	-25.00	-16.93	RMS

Note:1.Result (dBuV/m) = Correct Factor (dB/m) + Reading(dBuV).

2.Correction factor (dB/m) = Antenna Factor (dB/m) + Cable loss (dB) – Pre-Amplifier gain (dB).

3.When the peak results are less than average limit, so not need to evaluate the average.

Standard:	FCC Part 90Y	Test Distance:	3 m
Test item:	Harmonic		
Frequency:	4965 MHz		
Mode:	Mode 3		
Ant.Polar.:	Horizontal		

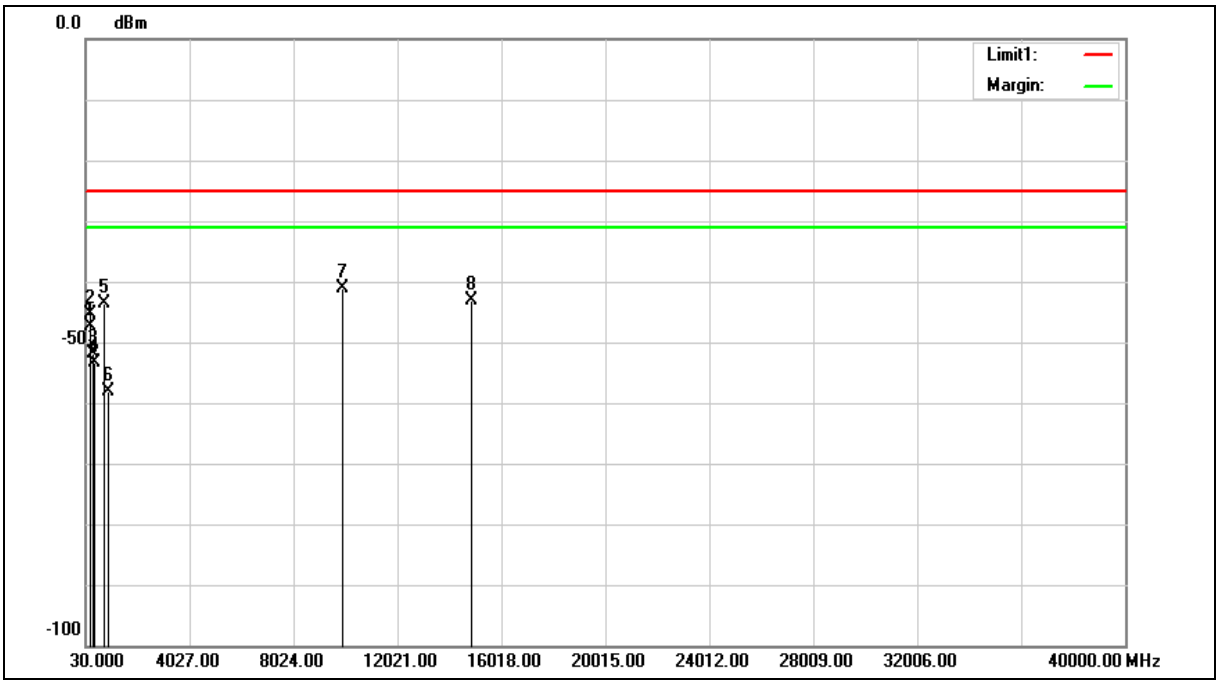

Standard:	FCC Part 90Y	Test Distance:	3 m
Test item:	Harmonic		
Frequency:	4965 MHz		
Mode:	Mode 3		
Ant.Polar.:	Horizontal		

No.	Frequency (MHz)	Reading (dBm)	Correct Factor (dB)	Result (dBm)	Limit (dBm)	Margin (dB)	Remark
1	174.5300	-45.36	-2.06	-47.42	-25.00	-22.42	RMS
2	191.9900	-41.40	-3.95	-45.35	-25.00	-20.35	RMS
3	299.6600	-51.01	-0.91	-51.92	-25.00	-26.92	RMS
4	359.8000	-53.44	-0.03	-53.47	-25.00	-28.47	RMS
5	719.6700	-49.24	5.57	-43.67	-25.00	-18.67	RMS
6	900.0900	-66.36	8.22	-58.14	-25.00	-33.14	RMS
7	9930.000	-66.38	25.21	-41.17	-25.00	-16.17	RMS
8	14895.000	-73.40	30.25	-43.15	-25.00	-18.15	RMS

Note:1.Result (dBuV/m) = Correct Factor (dB/m) + Reading(dBuV).

2.Correction factor (dB/m) = Antenna Factor (dB/m) + Cable loss (dB) – Pre-Amplifier gain (dB).

3.When the peak results are less than average limit, so not need to evaluate the average.

Standard:	FCC Part 90Y	Test Distance:	3 m
Test item:	Harmonic		
Frequency:	4965 MHz		
Mode:	Mode 3		
Ant.Polar.:	Vertical		

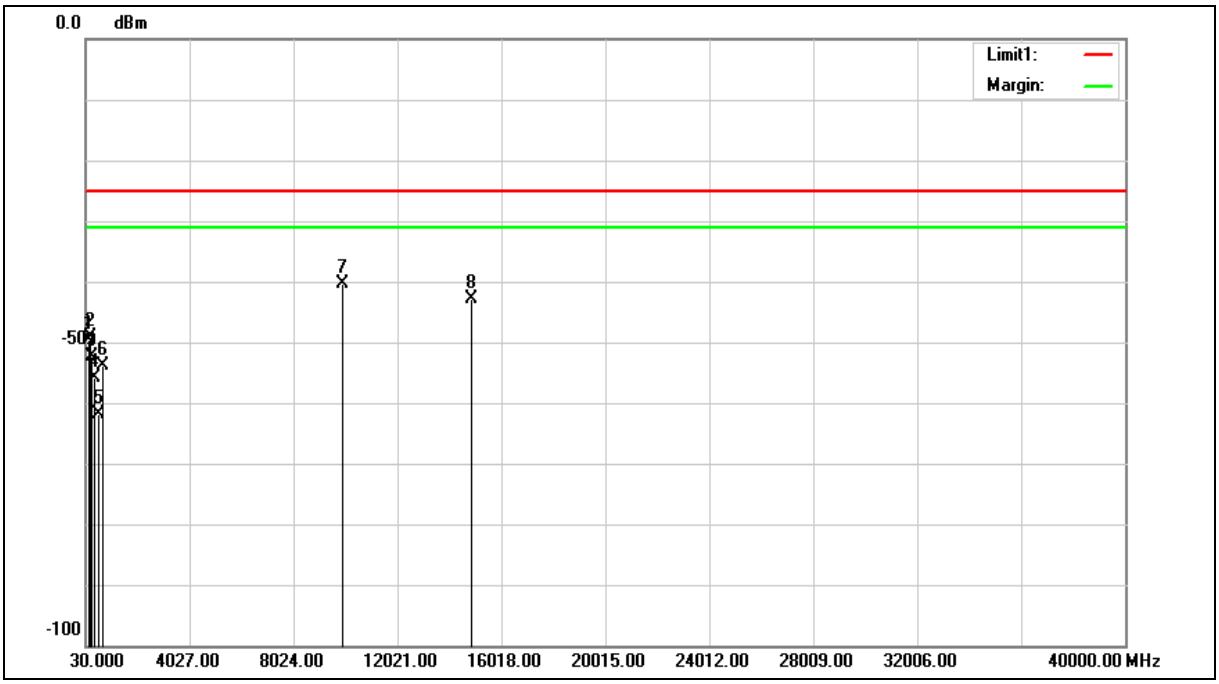

Standard:	FCC Part 90Y	Test Distance:	3 m
Test item:	Harmonic		
Frequency:	4965 MHz		
Mode:	Mode 3		
Ant.Polar.:	Vertical		

No.	Frequency (MHz)	Reading (dBm)	Correct Factor (dB)	Result (dBm)	Limit (dBm)	Margin (dB)	Remark
1	113.4200	-45.92	-3.60	-49.52	-25.00	-24.52	RMS
2	174.5300	-47.12	-2.06	-49.18	-25.00	-24.18	RMS
3	263.7700	-50.39	-1.98	-52.37	-25.00	-27.37	RMS
4	359.8000	-55.92	-0.03	-55.95	-25.00	-30.95	RMS
5	481.0500	-63.58	1.73	-61.85	-25.00	-36.85	RMS
6	719.6700	-59.51	5.57	-53.94	-25.00	-28.94	RMS
7	9930.000	-65.55	25.21	-40.34	-25.00	-15.34	RMS
8	14895.000	-73.21	30.25	-42.96	-25.00	-17.96	RMS

Note:1.Result (dBuV/m) = Correct Factor (dB/m) + Reading(dBuV).

2.Correction factor (dB/m) = Antenna Factor (dB/m) + Cable loss (dB) – Pre-Amplifier gain (dB).

3.When the peak results are less than average limit, so not need to evaluate the average.

Standard:	FCC Part 90Y	Test Distance:	3 m
Test item:	Harmonic		
Frequency:	4980 MHz		
Mode:	Mode 3		
Ant.Polar.:	Horizontal		

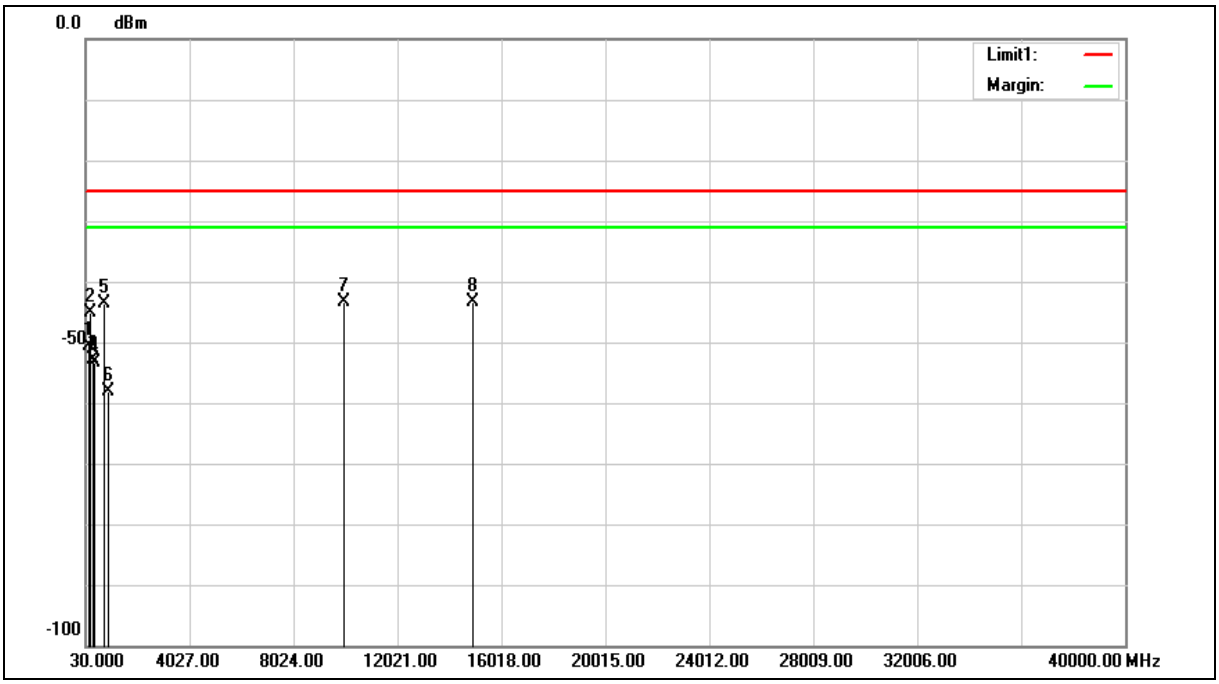

Standard:	FCC Part 90Y	Test Distance:	3 m
Test item:	Harmonic		
Frequency:	4980 MHz		
Mode:	Mode 3		
Ant.Polar.:	Horizontal		

No.	Frequency (MHz)	Reading (dBm)	Correct Factor (dB)	Result (dBm)	Limit (dBm)	Margin (dB)	Remark
1	143.4900	-49.57	-1.13	-50.70	-25.00	-25.70	RMS
2	191.9900	-41.23	-3.95	-45.18	-25.00	-20.18	RMS
3	299.6600	-51.84	-0.91	-52.75	-25.00	-27.75	RMS
4	359.8000	-53.27	-0.03	-53.30	-25.00	-28.30	RMS
5	719.6700	-49.29	5.57	-43.72	-25.00	-18.72	RMS
6	900.0900	-66.39	8.22	-58.17	-25.00	-33.17	RMS
7	9960.000	-68.77	25.28	-43.49	-25.00	-18.49	RMS
8	14940.000	-73.67	30.32	-43.35	-25.00	-18.35	RMS

Note:1.Result (dBuV/m) = Correct Factor (dB/m) + Reading(dBuV).

2.Correction factor (dB/m) = Antenna Factor (dB/m) + Cable loss (dB) – Pre-Amplifier gain (dB).

3.When the peak results are less than average limit, so not need to evaluate the average.

Standard:	FCC Part 90Y	Test Distance:	3 m
Test item:	Harmonic		
Frequency:	4980 MHz		
Mode:	Mode 3		
Ant.Polar.:	Vertical		

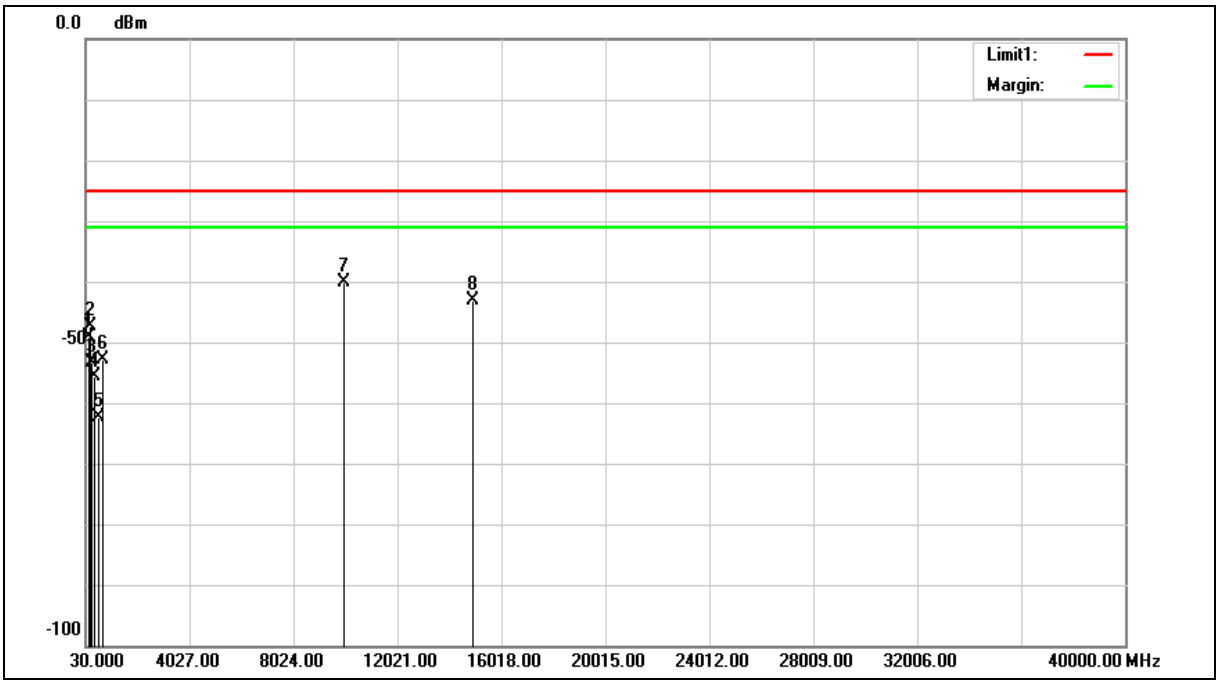

Standard:	FCC Part 90Y	Test Distance:	3 m
Test item:	Harmonic		
Frequency:	4980 MHz		
Mode:	Mode 3		
Ant.Polar.:	Vertical		

No.	Frequency (MHz)	Reading (dBm)	Correct Factor (dB)	Result (dBm)	Limit (dBm)	Margin (dB)	Remark
1	113.4200	-45.48	-3.60	-49.08	-25.00	-24.08	RMS
2	180.3500	-44.43	-2.88	-47.31	-25.00	-22.31	RMS
3	263.7700	-51.43	-1.98	-53.41	-25.00	-28.41	RMS
4	359.8000	-55.57	-0.03	-55.60	-25.00	-30.60	RMS
5	482.0200	-64.14	1.75	-62.39	-25.00	-37.39	RMS
6	719.6700	-58.46	5.57	-52.89	-25.00	-27.89	RMS
7	9960.000	-65.39	25.28	-40.11	-25.00	-15.11	RMS
8	14940.000	-73.35	30.32	-43.03	-25.00	-18.03	RMS

Note:1.Result (dBuV/m) = Correct Factor (dB/m) + Reading(dBuV).

2.Correction factor (dB/m) = Antenna Factor (dB/m) + Cable loss (dB) – Pre-Amplifier gain (dB).

3.When the peak results are less than average limit, so not need to evaluate the average.

Standard:	FCC Part 90Y	Test Distance:	3 m
Test item:	Harmonic		
Frequency:	4942.5 MHz		
Mode:	Mode 4		
Ant.Polar.:	Horizontal		

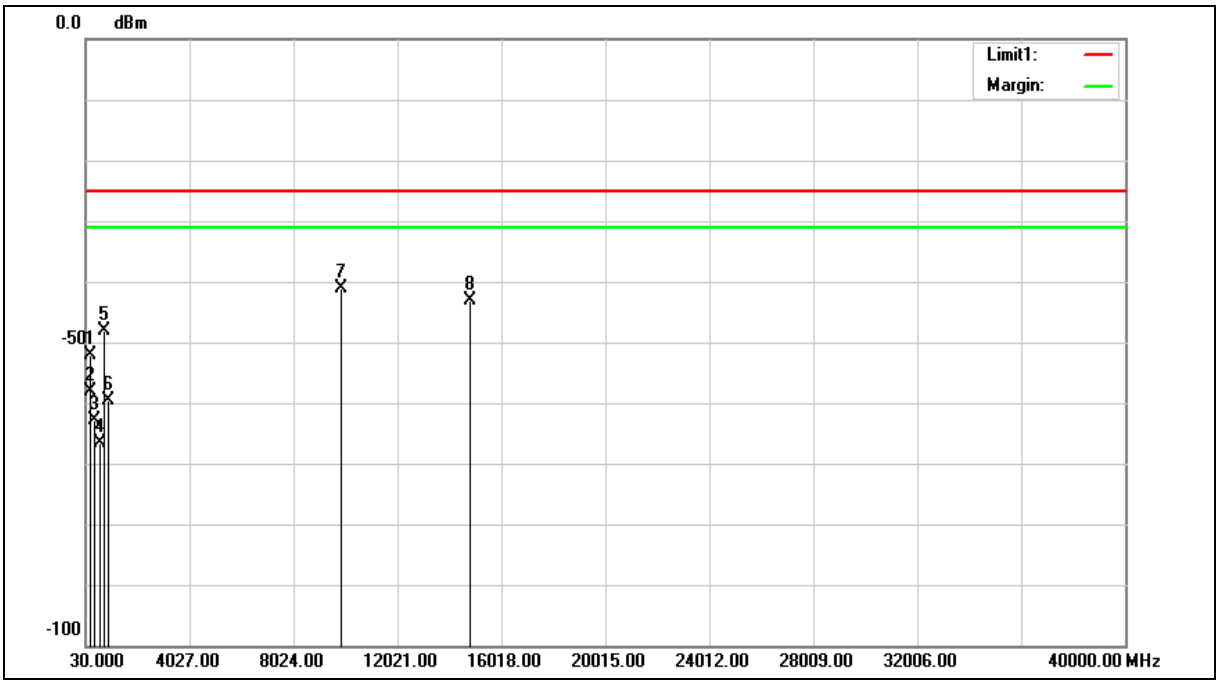

Standard:	FCC Part 90Y	Test Distance:	3 m
Test item:	Harmonic		
Frequency:	4942.5 MHz		
Mode:	Mode 4		
Ant.Polar.:	Horizontal		

No.	Frequency (MHz)	Reading (dBm)	Correct Factor (dB)	Result (dBm)	Limit (dBm)	Margin (dB)	Remark
1	174.5300	-50.46	-1.65	-52.11	-25.00	-27.11	RMS
2	227.8800	-55.53	-2.70	-58.23	-25.00	-33.23	RMS
3	350.1000	-62.76	-0.09	-62.85	-25.00	-37.85	RMS
4	558.6500	-70.72	4.00	-66.72	-25.00	-41.72	RMS
5	719.6700	-55.51	7.36	-48.15	-25.00	-23.15	RMS
6	900.0900	-69.54	9.96	-59.58	-25.00	-34.58	RMS
7	9885.000	-66.05	25.02	-41.03	-25.00	-16.03	RMS
8	14827.500	-73.21	30.01	-43.20	-25.00	-18.20	RMS

Note:1.Result (dBuV/m) = Correct Factor (dB/m) + Reading(dBuV).

2.Correction factor (dB/m) = Antenna Factor (dB/m) + Cable loss (dB) – Pre-Amplifier gain (dB).

3.When the peak results are less than average limit, so not need to evaluate the average.

Standard:	FCC Part 90Y	Test Distance:	3 m
Test item:	Harmonic		
Frequency:	4942.5 MHz		
Mode:	Mode 4		
Ant.Polar.:	Vertical		

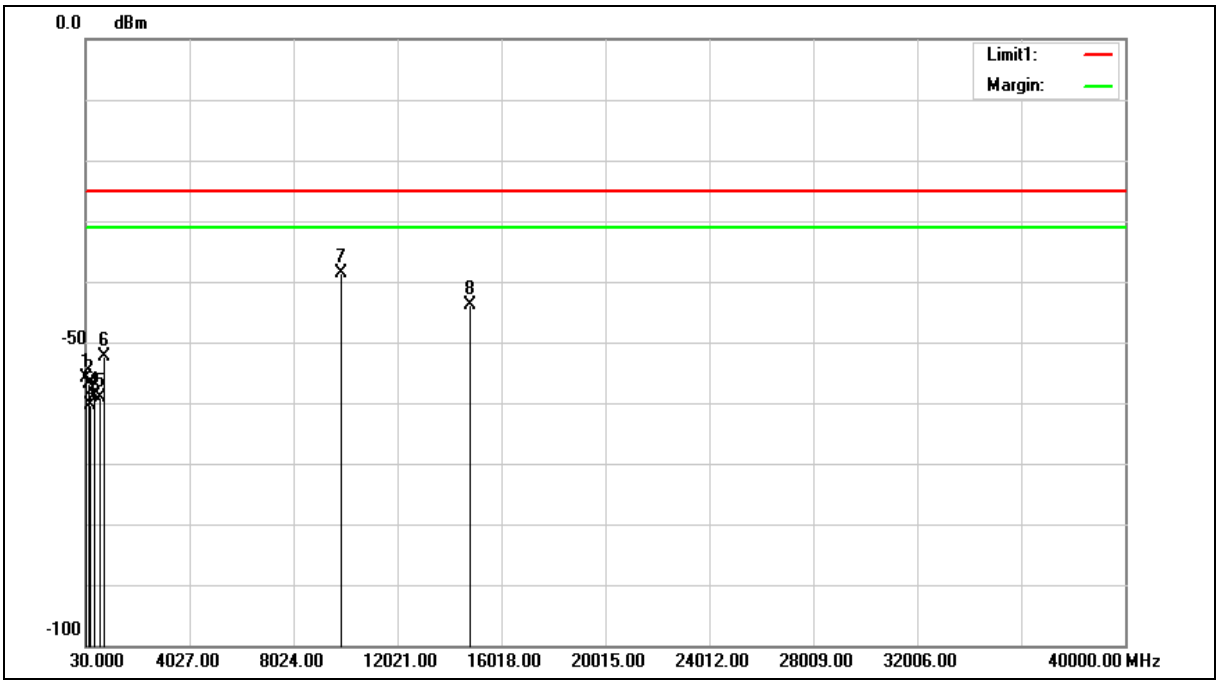

Standard:	FCC Part 90Y	Test Distance:	3 m
Test item:	Harmonic		
Frequency:	4942.5 MHz		
Mode:	Mode 4		
Ant.Polar.:	Vertical		

No.	Frequency (MHz)	Reading (dBm)	Correct Factor (dB)	Result (dBm)	Limit (dBm)	Margin (dB)	Remark
1	49.4000	-54.23	-1.76	-55.99	-25.00	-30.99	RMS
2	143.4900	-56.18	-0.63	-56.81	-25.00	-31.81	RMS
3	227.8800	-57.68	-2.70	-60.38	-25.00	-35.38	RMS
4	359.8000	-59.08	0.13	-58.95	-25.00	-33.95	RMS
5	558.6500	-63.10	4.00	-59.10	-25.00	-34.10	RMS
6	719.6700	-59.77	7.36	-52.41	-25.00	-27.41	RMS
7	9885.000	-63.60	25.02	-38.58	-25.00	-13.58	RMS
8	14827.500	-73.93	30.01	-43.92	-25.00	-18.92	RMS

Note:1.Result (dBuV/m) = Correct Factor (dB/m) + Reading(dBuV).

2.Correction factor (dB/m) = Antenna Factor (dB/m) + Cable loss (dB) – Pre-Amplifier gain (dB).

3.When the peak results are less than average limit, so not need to evaluate the average.

Standard:	FCC Part 90Y	Test Distance:	3 m
Test item:	Harmonic		
Frequency:	4967.5 MHz		
Mode:	Mode 4		
Ant.Polar.:	Horizontal		

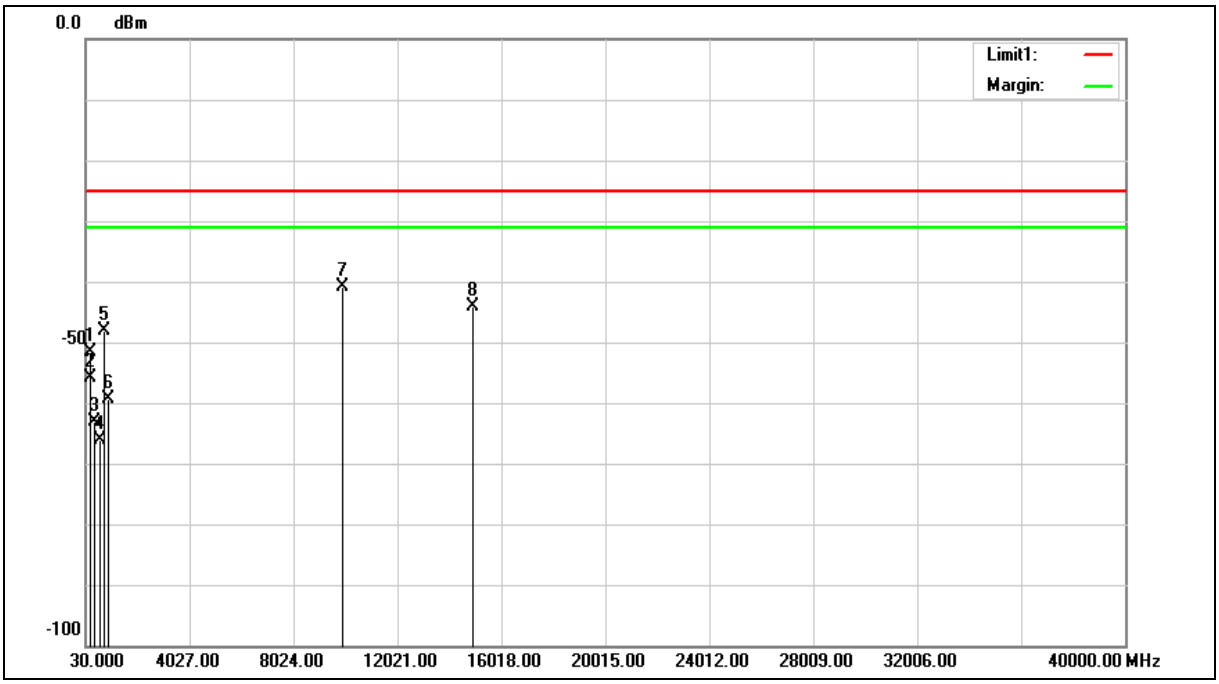

Standard:	FCC Part 90Y	Test Distance:	3 m
Test item:	Harmonic		
Frequency:	4967.5 MHz		
Mode:	Mode 4		
Ant.Polar.:	Horizontal		

No.	Frequency (MHz)	Reading (dBm)	Correct Factor (dB)	Result (dBm)	Limit (dBm)	Margin (dB)	Remark
1	174.5300	-50.09	-1.65	-51.74	-25.00	-26.74	RMS
2	227.8800	-53.08	-2.70	-55.78	-25.00	-30.78	RMS
3	350.1000	-62.93	-0.09	-63.02	-25.00	-38.02	RMS
4	558.6500	-70.05	4.00	-66.05	-25.00	-41.05	RMS
5	719.6700	-55.47	7.36	-48.11	-25.00	-23.11	RMS
6	900.0900	-69.28	9.96	-59.32	-25.00	-34.32	RMS
7	9935.000	-65.96	25.13	-40.83	-25.00	-15.83	RMS
8	14902.500	-74.29	30.15	-44.14	-25.00	-19.14	RMS

Note:1.Result (dBuV/m) = Correct Factor (dB/m) + Reading(dBuV).

2.Correction factor (dB/m) = Antenna Factor (dB/m) + Cable loss (dB) – Pre-Amplifier gain (dB).

3.When the peak results are less than average limit, so not need to evaluate the average.

Standard:	FCC Part 90Y	Test Distance:	3 m
Test item:	Harmonic		
Frequency:	4967.5 MHz		
Mode:	Mode 4		
Ant.Polar.:	Vertical		

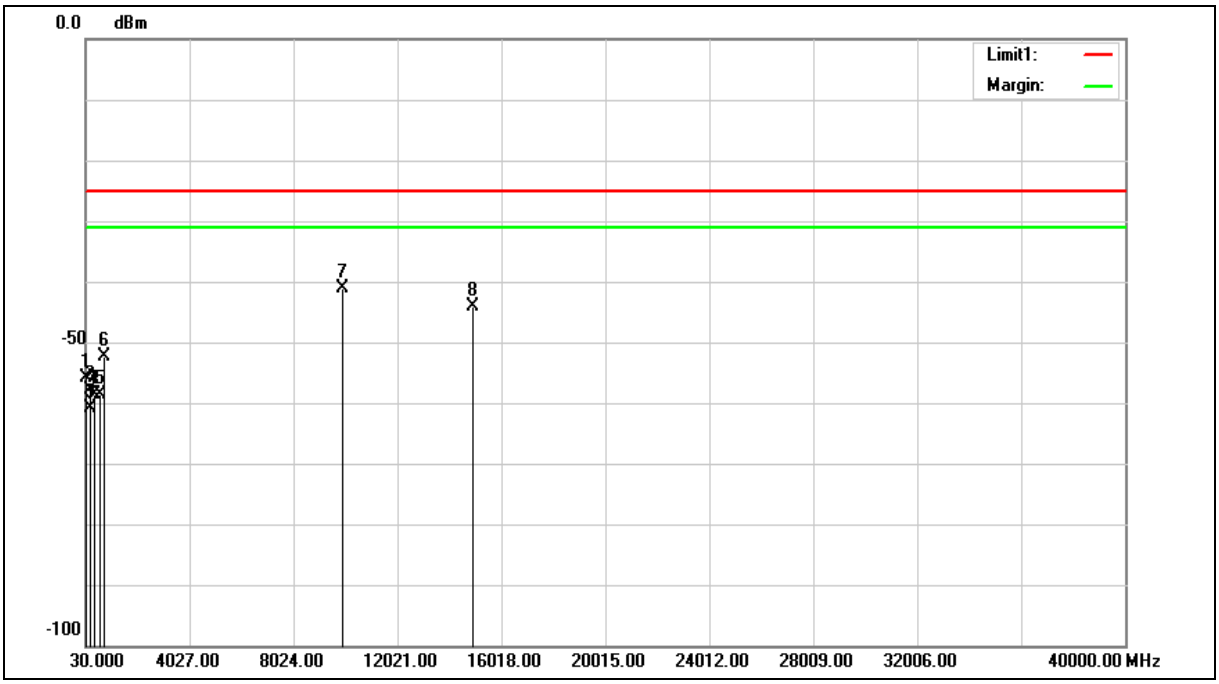

Standard:	FCC Part 90Y	Test Distance:	3 m
Test item:	Harmonic		
Frequency:	4967.5 MHz		
Mode:	Mode 4		
Ant.Polar.:	Vertical		

No.	Frequency (MHz)	Reading (dBm)	Correct Factor (dB)	Result (dBm)	Limit (dBm)	Margin (dB)	Remark
1	48.4300	-54.16	-1.74	-55.90	-25.00	-30.90	RMS
2	150.2800	-57.80	-0.09	-57.89	-25.00	-32.89	RMS
3	228.8500	-58.35	-2.64	-60.99	-25.00	-35.99	RMS
4	359.8000	-58.81	0.13	-58.68	-25.00	-33.68	RMS
5	549.9200	-62.40	3.76	-58.64	-25.00	-33.64	RMS
6	719.6700	-59.63	7.36	-52.27	-25.00	-27.27	RMS
7	9935.000	-66.16	25.13	-41.03	-25.00	-16.03	RMS
8	14902.500	-74.21	30.15	-44.06	-25.00	-19.06	RMS

Note:1.Result (dBuV/m) = Correct Factor (dB/m) + Reading(dBuV).

2.Correction factor (dB/m) = Antenna Factor (dB/m) + Cable loss (dB) – Pre-Amplifier gain (dB).

3.When the peak results are less than average limit, so not need to evaluate the average.

Standard:	FCC Part 90Y	Test Distance:	3 m
Test item:	Harmonic		
Frequency:	4987.5 MHz		
Mode:	Mode 4		
Ant.Polar.:	Horizontal		

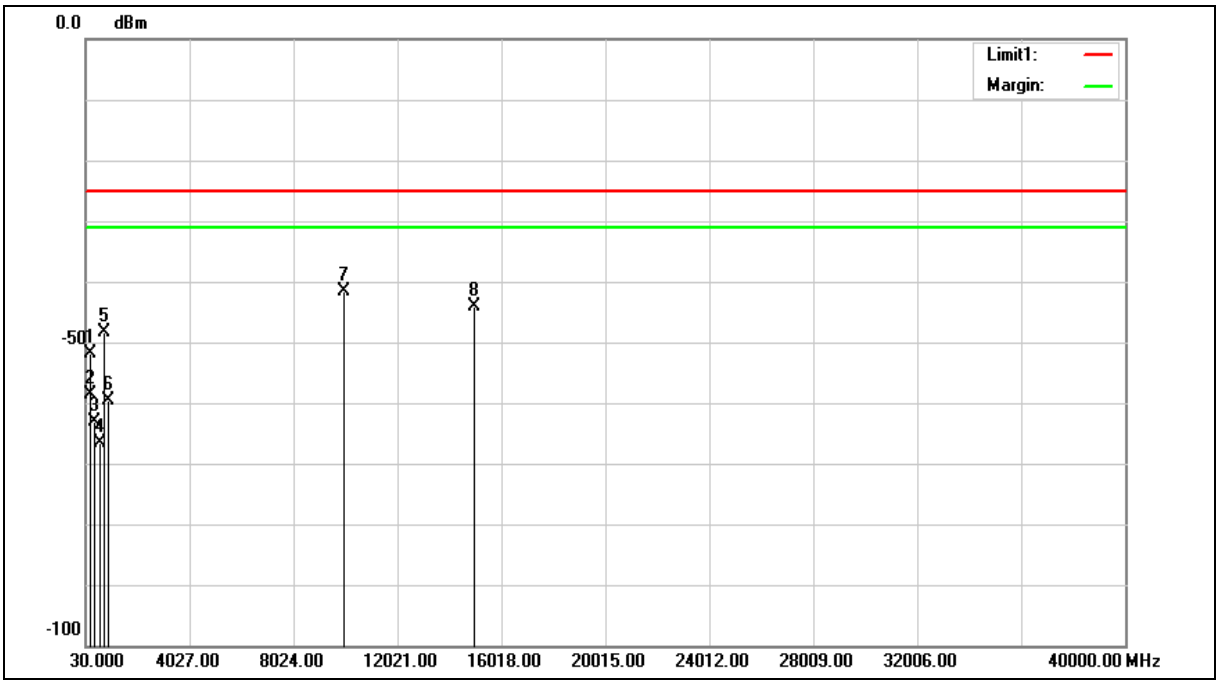

Standard:	FCC Part 90Y	Test Distance:	3 m
Test item:	Harmonic		
Frequency:	4987.5 MHz		
Mode:	Mode 4		
Ant.Polar.:	Horizontal		

No.	Frequency (MHz)	Reading (dBm)	Correct Factor (dB)	Result (dBm)	Limit (dBm)	Margin (dB)	Remark
1	174.5300	-50.32	-1.65	-51.97	-25.00	-26.97	RMS
2	227.8800	-55.98	-2.70	-58.68	-25.00	-33.68	RMS
3	350.1000	-63.14	-0.09	-63.23	-25.00	-38.23	RMS
4	558.6500	-70.62	4.00	-66.62	-25.00	-41.62	RMS
5	719.6700	-55.62	7.36	-48.26	-25.00	-23.26	RMS
6	900.0900	-69.55	9.96	-59.59	-25.00	-34.59	RMS
7	9975.000	-66.78	25.23	-41.55	-25.00	-16.55	RMS
8	14962.500	-74.42	30.24	-44.18	-25.00	-19.18	RMS

Note:1.Result (dBuV/m) = Correct Factor (dB/m) + Reading(dBuV).

2.Correction factor (dB/m) = Antenna Factor (dB/m) + Cable loss (dB) – Pre-Amplifier gain (dB).

3.When the peak results are less than average limit, so not need to evaluate the average.

Standard:	FCC Part 90Y	Test Distance:	3 m
Test item:	Harmonic		
Frequency:	4987.5 MHz		
Mode:	Mode 4		
Ant.Polar.:	Vertical		

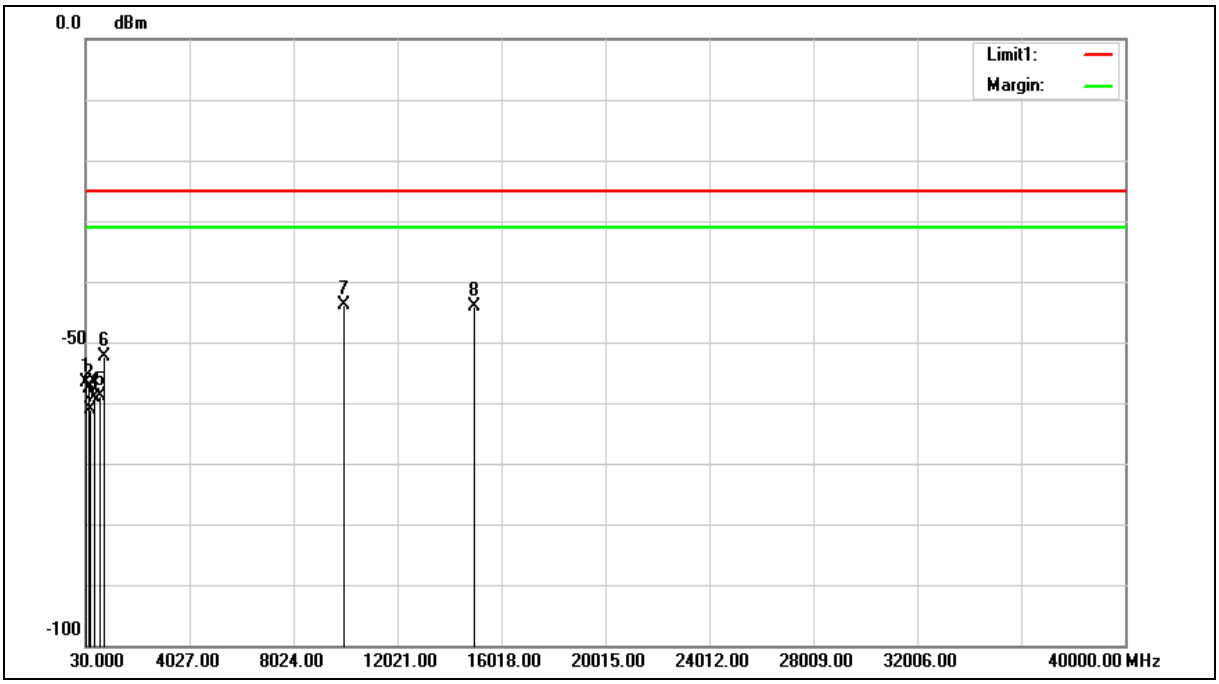

Standard:	FCC Part 90Y	Test Distance:	3 m
Test item:	Harmonic		
Frequency:	4987.5 MHz		
Mode:	Mode 4		
Ant.Polar.:	Vertical		

No.	Frequency (MHz)	Reading (dBm)	Correct Factor (dB)	Result (dBm)	Limit (dBm)	Margin (dB)	Remark
1	49.4000	-54.80	-1.76	-56.56	-25.00	-31.56	RMS
2	143.4900	-57.06	-0.63	-57.69	-25.00	-32.69	RMS
3	227.8800	-58.50	-2.70	-61.20	-25.00	-36.20	RMS
4	359.8000	-59.23	0.13	-59.10	-25.00	-34.10	RMS
5	549.9200	-62.58	3.76	-58.82	-25.00	-33.82	RMS
6	719.6700	-59.74	7.36	-52.38	-25.00	-27.38	RMS
7	9975.000	-69.05	25.23	-43.82	-25.00	-18.82	RMS
8	14962.500	-74.24	30.24	-44.00	-25.00	-19.00	RMS

Note:1.Result (dBuV/m) = Correct Factor (dB/m) + Reading(dBuV).

2.Correction factor (dB/m) = Antenna Factor (dB/m) + Cable loss (dB) – Pre-Amplifier gain (dB).

3.When the peak results are less than average limit, so not need to evaluate the average.

Standard:	FCC Part 90Y	Test Distance:	3 m
Test item:	Harmonic		
Frequency:	4945 MHz		
Mode:	Mode 5		
Ant.Polar.:	Horizontal		

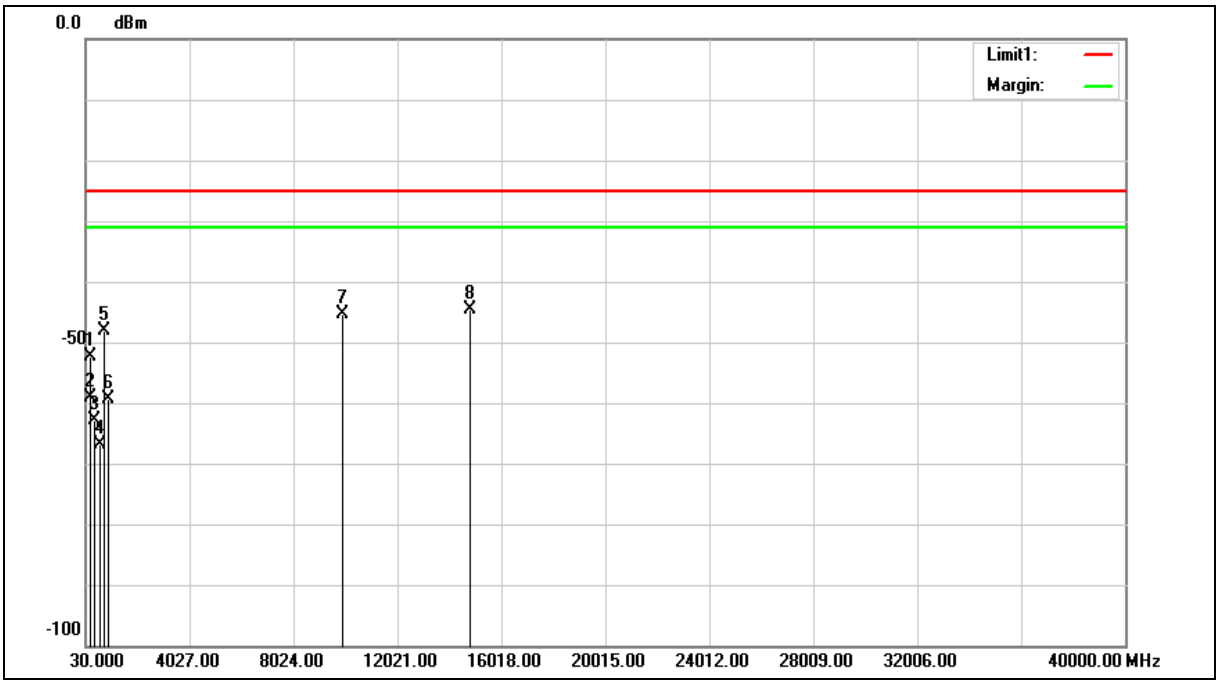

Standard:	FCC Part 90Y	Test Distance:	3 m
Test item:	Harmonic		
Frequency:	4945 MHz		
Mode:	Mode 5		
Ant.Polar.:	Horizontal		

No.	Frequency (MHz)	Reading (dBm)	Correct Factor (dB)	Result (dBm)	Limit (dBm)	Margin (dB)	Remark
1	175.5000	-50.52	-1.80	-52.32	-25.00	-27.32	RMS
2	227.8800	-56.54	-2.70	-59.24	-25.00	-34.24	RMS
3	350.1000	-62.72	-0.09	-62.81	-25.00	-37.81	RMS
4	549.9200	-70.51	3.76	-66.75	-25.00	-41.75	RMS
5	719.6700	-55.54	7.36	-48.18	-25.00	-23.18	RMS
6	900.0900	-69.31	9.96	-59.35	-25.00	-34.35	RMS
7	9890.000	-70.40	25.03	-45.37	-25.00	-20.37	RMS
8	14835.000	-74.62	30.03	-44.59	-25.00	-19.59	RMS

Note:1.Result (dBuV/m) = Correct Factor (dB/m) + Reading(dBuV).

2.Correction factor (dB/m) = Antenna Factor (dB/m) + Cable loss (dB) – Pre-Amplifier gain (dB).

3.When the peak results are less than average limit, so not need to evaluate the average.

Standard:	FCC Part 90Y	Test Distance:	3 m
Test item:	Harmonic		
Frequency:	4945 MHz		
Mode:	Mode 5		
Ant.Polar.:	Vertical		

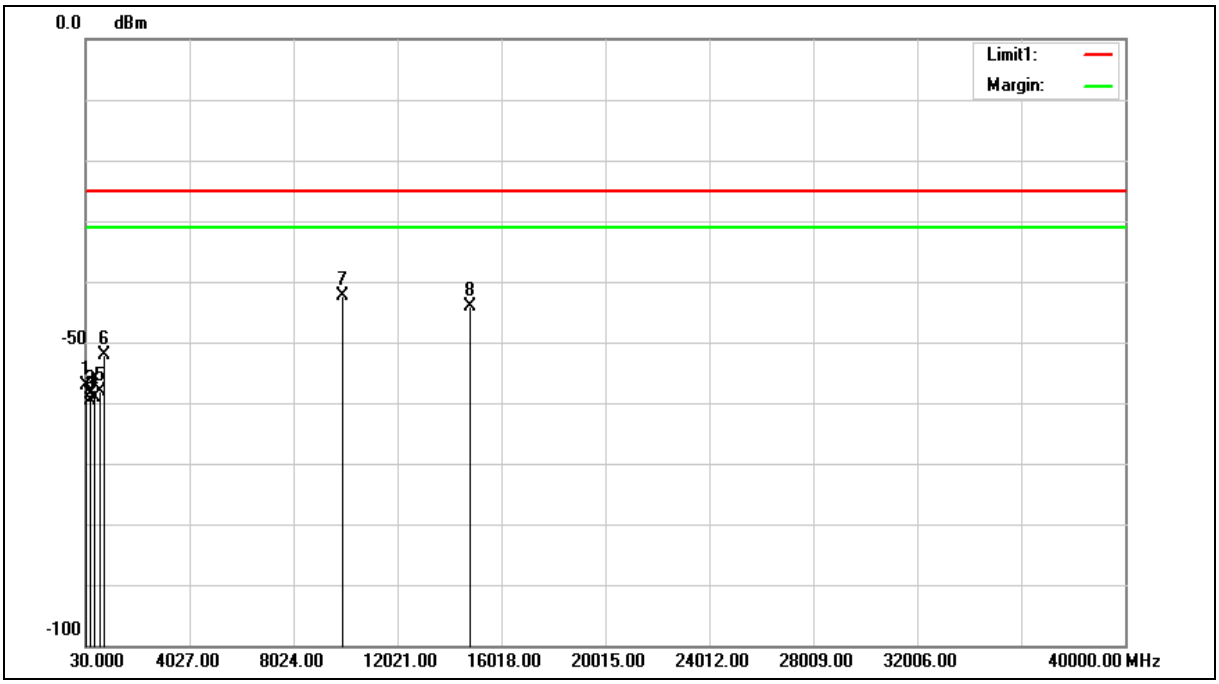

Standard:	FCC Part 90Y	Test Distance:	3 m
Test item:	Harmonic		
Frequency:	4945 MHz		
Mode:	Mode 5		
Ant.Polar.:	Vertical		

No.	Frequency (MHz)	Reading (dBm)	Correct Factor (dB)	Result (dBm)	Limit (dBm)	Margin (dB)	Remark
1	49.4000	-55.43	-1.76	-57.19	-25.00	-32.19	RMS
2	150.2800	-58.58	-0.09	-58.67	-25.00	-33.67	RMS
3	227.8800	-56.91	-2.70	-59.61	-25.00	-34.61	RMS
4	359.8000	-59.30	0.13	-59.17	-25.00	-34.17	RMS
5	549.9200	-61.92	3.76	-58.16	-25.00	-33.16	RMS
6	719.6700	-59.55	7.36	-52.19	-25.00	-27.19	RMS
7	9890.000	-67.51	25.03	-42.48	-25.00	-17.48	RMS
8	14835.000	-74.04	30.03	-44.01	-25.00	-19.01	RMS

Note:1.Result (dBuV/m) = Correct Factor (dB/m) + Reading(dBuV).

2.Correction factor (dB/m) = Antenna Factor (dB/m) + Cable loss (dB) – Pre-Amplifier gain (dB).

3.When the peak results are less than average limit, so not need to evaluate the average.

Standard:	FCC Part 90Y	Test Distance:	3 m
Test item:	Harmonic		
Frequency:	4965 MHz		
Mode:	Mode 5		
Ant.Polar.:	Horizontal		

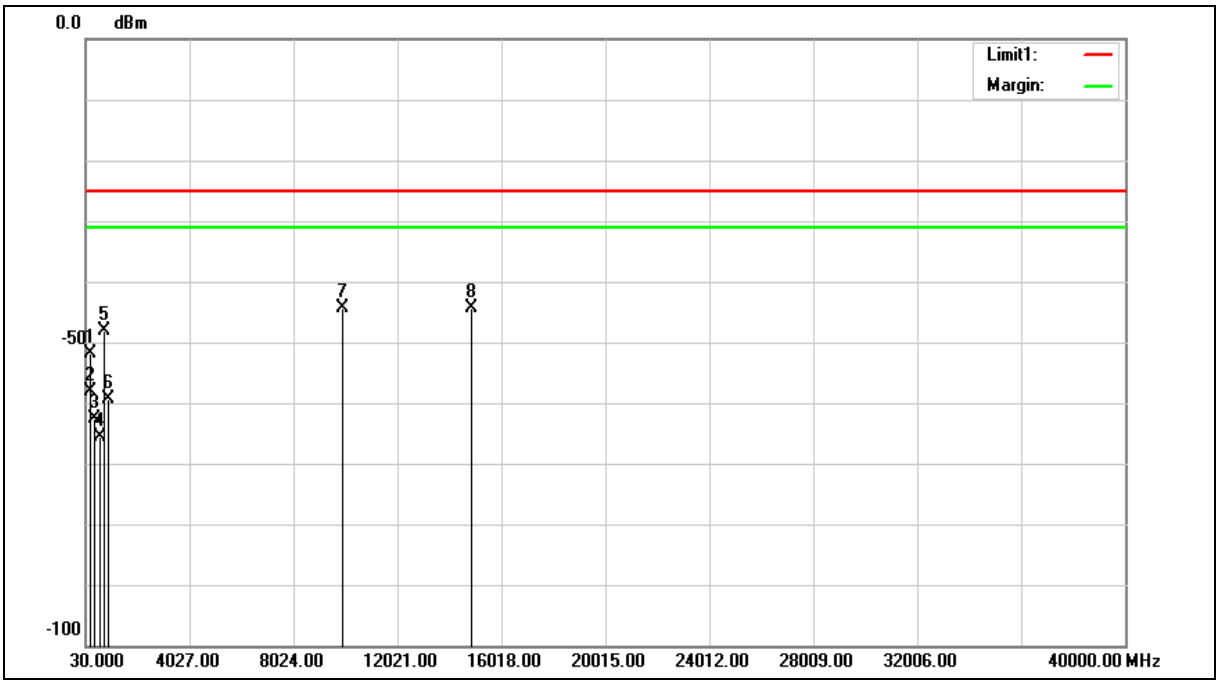

Standard:	FCC Part 90Y	Test Distance:	3 m
Test item:	Harmonic		
Frequency:	4965 MHz		
Mode:	Mode 5		
Ant.Polar.:	Horizontal		

No.	Frequency (MHz)	Reading (dBm)	Correct Factor (dB)	Result (dBm)	Limit (dBm)	Margin (dB)	Remark
1	174.5300	-50.18	-1.65	-51.83	-25.00	-26.83	RMS
2	227.8800	-55.37	-2.70	-58.07	-25.00	-33.07	RMS
3	350.1000	-62.47	-0.09	-62.56	-25.00	-37.56	RMS
4	549.9200	-69.40	3.76	-65.64	-25.00	-40.64	RMS
5	719.6700	-55.54	7.36	-48.18	-25.00	-23.18	RMS
6	900.0900	-69.42	9.96	-59.46	-25.00	-34.46	RMS
7	9930.000	-69.38	25.13	-44.25	-25.00	-19.25	RMS
8	14895.000	-74.44	30.13	-44.31	-25.00	-19.31	RMS

Note:1.Result (dBuV/m) = Correct Factor (dB/m) + Reading(dBuV).

2.Correction factor (dB/m) = Antenna Factor (dB/m) + Cable loss (dB) – Pre-Amplifier gain (dB).

3.When the peak results are less than average limit, so not need to evaluate the average.

Standard:	FCC Part 90Y	Test Distance:	3 m
Test item:	Harmonic		
Frequency:	4965 MHz		
Mode:	Mode 5		
Ant.Polar.:	Vertical		

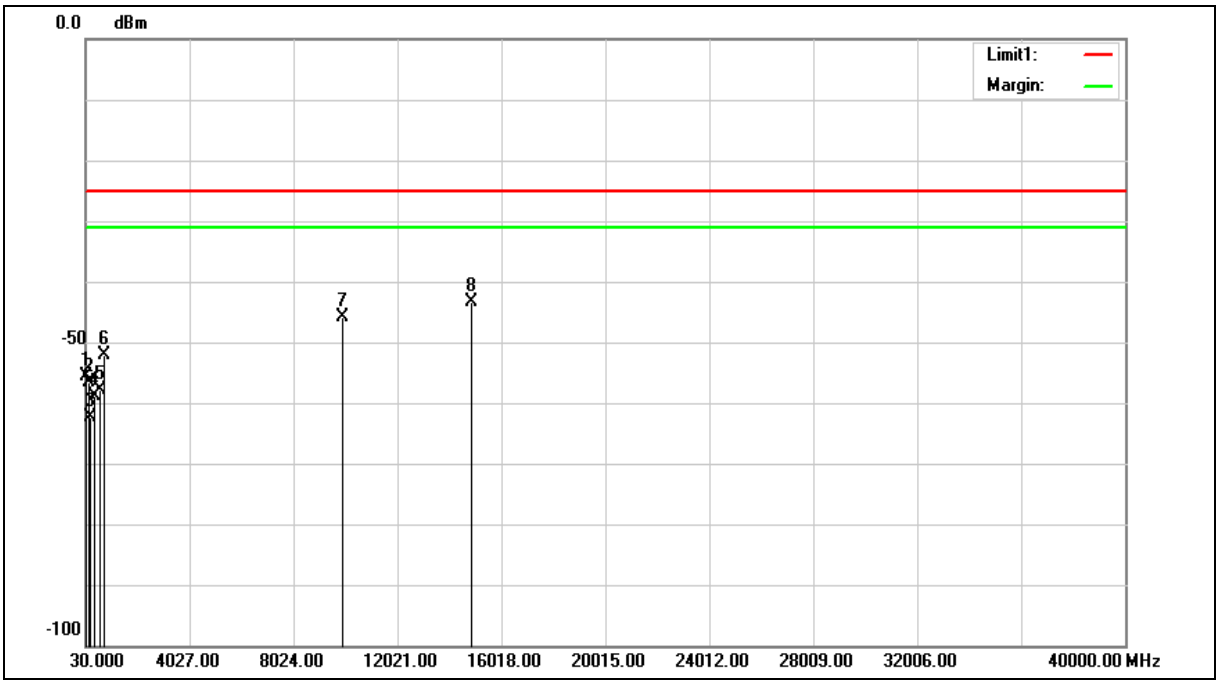

Standard:	FCC Part 90Y	Test Distance:	3 m
Test item:	Harmonic		
Frequency:	4965 MHz		
Mode:	Mode 5		
Ant.Polar.:	Vertical		

No.	Frequency (MHz)	Reading (dBm)	Correct Factor (dB)	Result (dBm)	Limit (dBm)	Margin (dB)	Remark
1	49.4000	-53.96	-1.76	-55.72	-25.00	-30.72	RMS
2	143.4900	-55.92	-0.63	-56.55	-25.00	-31.55	RMS
3	227.8800	-59.73	-2.70	-62.43	-25.00	-37.43	RMS
4	359.8000	-59.12	0.13	-58.99	-25.00	-33.99	RMS
5	549.9200	-61.67	3.76	-57.91	-25.00	-32.91	RMS
6	719.6700	-59.54	7.36	-52.18	-25.00	-27.18	RMS
7	9930.000	-71.01	25.13	-45.88	-25.00	-20.88	RMS
8	14895.000	-73.61	30.13	-43.48	-25.00	-18.48	RMS

Note:1.Result (dBuV/m) = Correct Factor (dB/m) + Reading(dBuV).

2.Correction factor (dB/m) = Antenna Factor (dB/m) + Cable loss (dB) – Pre-Amplifier gain (dB).

3.When the peak results are less than average limit, so not need to evaluate the average.

Standard:	FCC Part 90Y	Test Distance:	3 m
Test item:	Harmonic		
Frequency:	4985 MHz		
Mode:	Mode 5		
Ant.Polar.:	Horizontal		

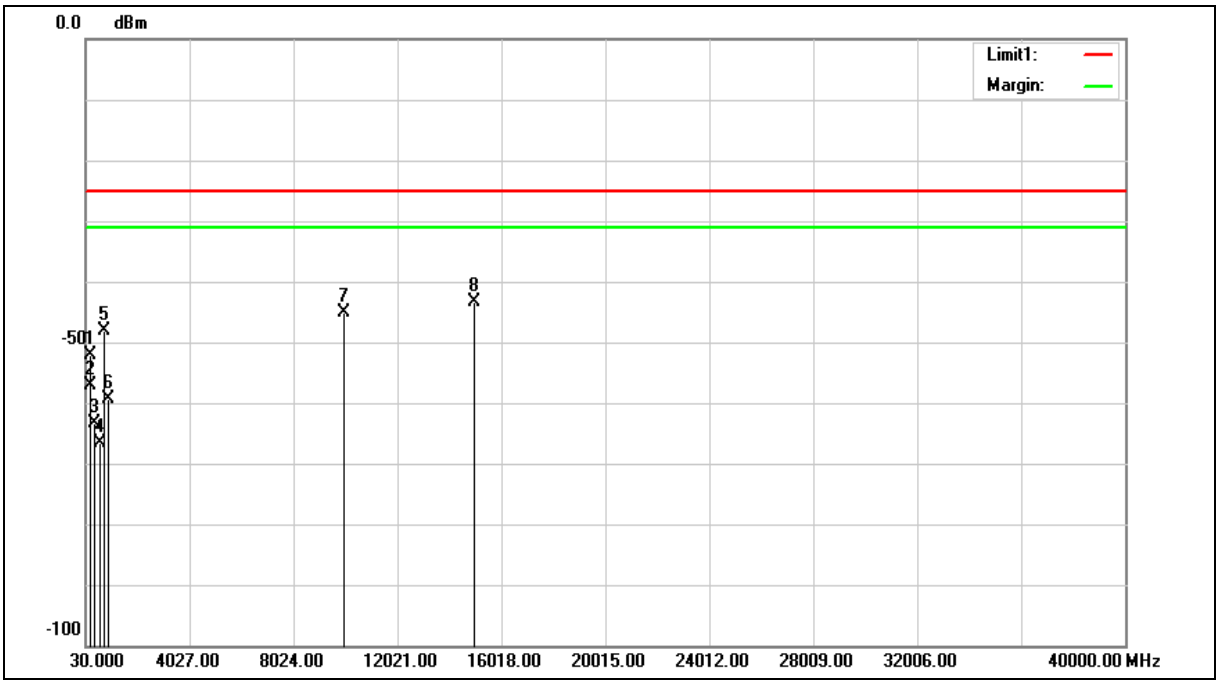

Standard:	FCC Part 90Y	Test Distance:	3 m
Test item:	Harmonic		
Frequency:	4985 MHz		
Mode:	Mode 5		
Ant.Polar.:	Horizontal		

No.	Frequency (MHz)	Reading (dBm)	Correct Factor (dB)	Result (dBm)	Limit (dBm)	Margin (dB)	Remark
1	175.5000	-50.21	-1.80	-52.01	-25.00	-27.01	RMS
2	227.8800	-54.46	-2.70	-57.16	-25.00	-32.16	RMS
3	350.1000	-63.17	-0.09	-63.26	-25.00	-38.26	RMS
4	549.9200	-70.28	3.76	-66.52	-25.00	-41.52	RMS
5	719.6700	-55.53	7.36	-48.17	-25.00	-23.17	RMS
6	900.0900	-69.23	9.96	-59.27	-25.00	-34.27	RMS
7	9970.000	-70.20	25.20	-45.00	-25.00	-20.00	RMS
8	14955.000	-73.51	30.24	-43.27	-25.00	-18.27	RMS

Note:1.Result (dBuV/m) = Correct Factor (dB/m) + Reading(dBuV).

2.Correction factor (dB/m) = Antenna Factor (dB/m) + Cable loss (dB) – Pre-Amplifier gain (dB).

3.When the peak results are less than average limit, so not need to evaluate the average.

Standard:	FCC Part 90Y	Test Distance:	3 m
Test item:	Harmonic		
Frequency:	4985 MHz		
Mode:	Mode 5		
Ant.Polar.:	Vertical		

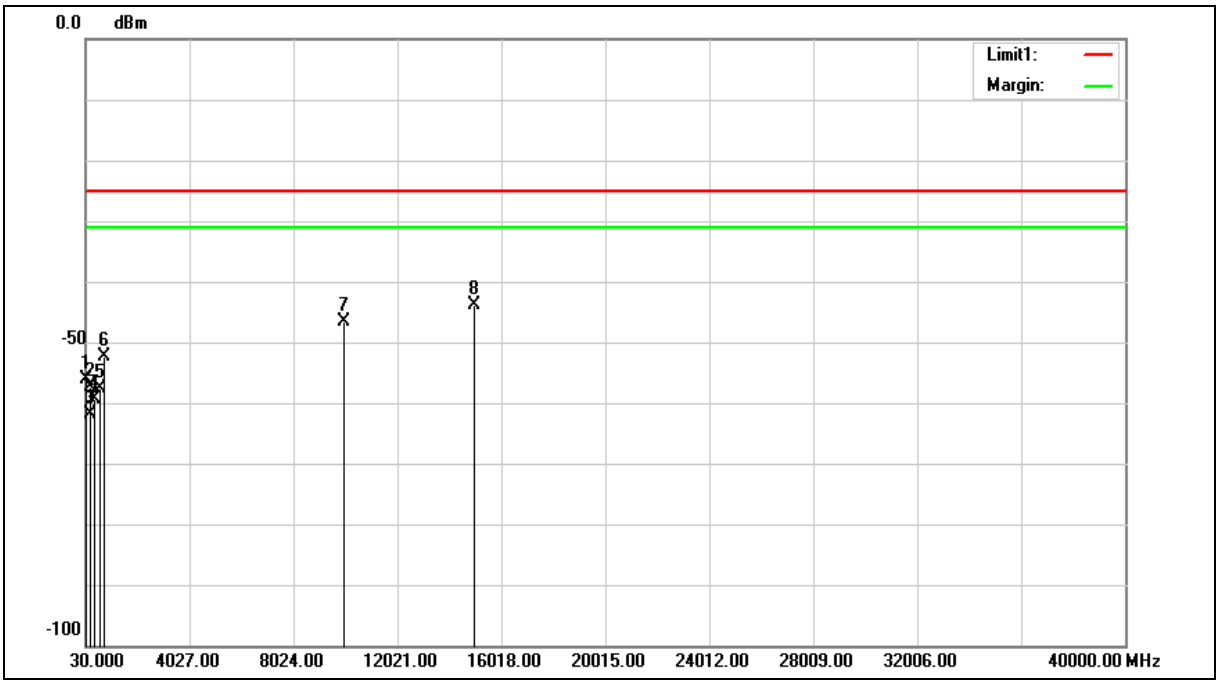

Standard:	FCC Part 90Y	Test Distance:	3 m
Test item:	Harmonic		
Frequency:	4985 MHz		
Mode:	Mode 5		
Ant.Polar.:	Vertical		

No.	Frequency (MHz)	Reading (dBm)	Correct Factor (dB)	Result (dBm)	Limit (dBm)	Margin (dB)	Remark
1	49.4000	-54.36	-1.76	-56.12	-25.00	-31.12	RMS
2	150.2800	-57.20	-0.09	-57.29	-25.00	-32.29	RMS
3	226.9100	-59.02	-2.76	-61.78	-25.00	-36.78	RMS
4	359.8000	-59.45	0.13	-59.32	-25.00	-34.32	RMS
5	549.9200	-61.47	3.76	-57.71	-25.00	-32.71	RMS
6	719.6700	-59.75	7.36	-52.39	-25.00	-27.39	RMS
7	9970.000	-71.72	25.20	-46.52	-25.00	-21.52	RMS
8	14955.000	-74.15	30.24	-43.91	-25.00	-18.91	RMS

Note:1.Result (dBuV/m) = Correct Factor (dB/m) + Reading(dBuV).

2.Correction factor (dB/m) = Antenna Factor (dB/m) + Cable loss (dB) – Pre-Amplifier gain (dB).

3.When the peak results are less than average limit, so not need to evaluate the average.

Standard:	FCC Part 90Y	Test Distance:	3 m
Test item:	Harmonic		
Frequency:	4950 MHz		
Mode:	Mode 6		
Ant.Polar.:	Horizontal		

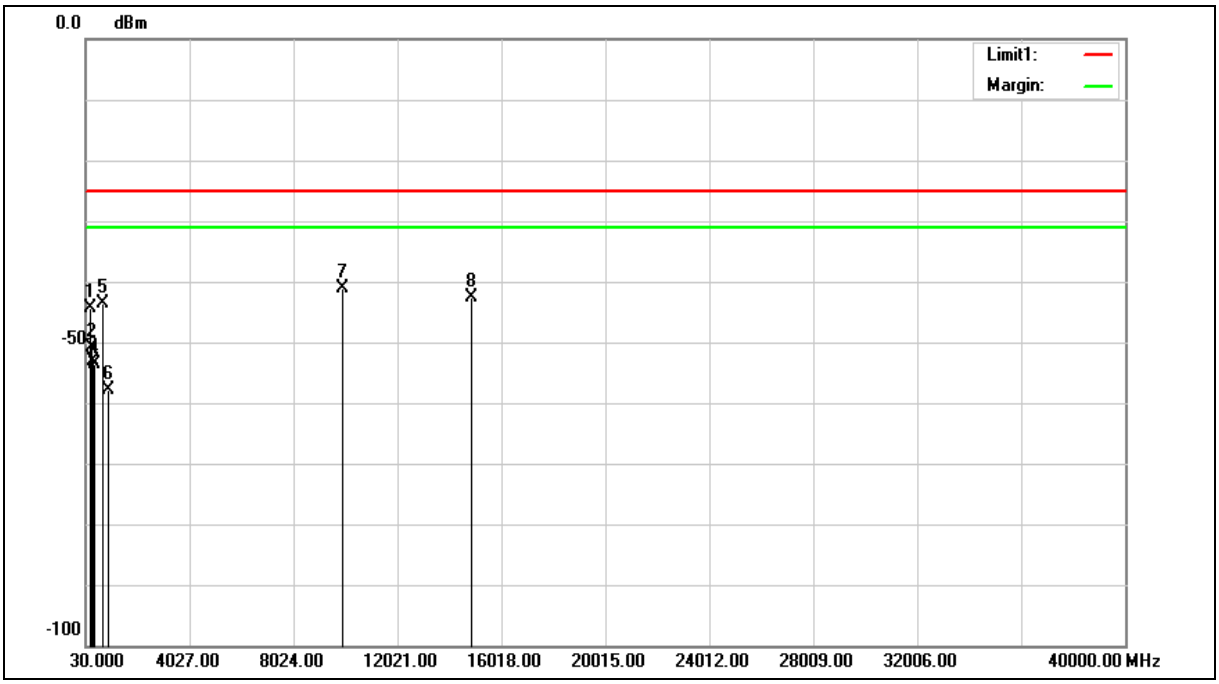

Standard:	FCC Part 90Y	Test Distance:	3 m
Test item:	Harmonic		
Frequency:	4950 MHz		
Mode:	Mode 6		
Ant.Polar.:	Horizontal		

No.	Frequency (MHz)	Reading (dBm)	Correct Factor (dB)	Result (dBm)	Limit (dBm)	Margin (dB)	Remark
1	191.9900	-40.32	-3.95	-44.27	-25.00	-19.27	RMS
2	239.5200	-48.36	-2.52	-50.88	-25.00	-25.88	RMS
3	299.6600	-52.23	-0.91	-53.14	-25.00	-28.14	RMS
4	359.8000	-53.71	-0.03	-53.74	-25.00	-28.74	RMS
5	719.6700	-49.22	5.57	-43.65	-25.00	-18.65	RMS
6	900.0900	-66.21	8.22	-57.99	-25.00	-32.99	RMS
7	9900.000	-66.15	25.13	-41.02	-25.00	-16.02	RMS
8	14850.000	-72.72	30.19	-42.53	-25.00	-17.53	RMS

Note:1.Result (dBuV/m) = Correct Factor (dB/m) + Reading(dBuV).

2.Correction factor (dB/m) = Antenna Factor (dB/m) + Cable loss (dB) – Pre-Amplifier gain (dB).

3.When the peak results are less than average limit, so not need to evaluate the average.

Standard:	FCC Part 90Y	Test Distance:	3 m
Test item:	Harmonic		
Frequency:	4950 MHz		
Mode:	Mode 6		
Ant.Polar.:	Vertical		

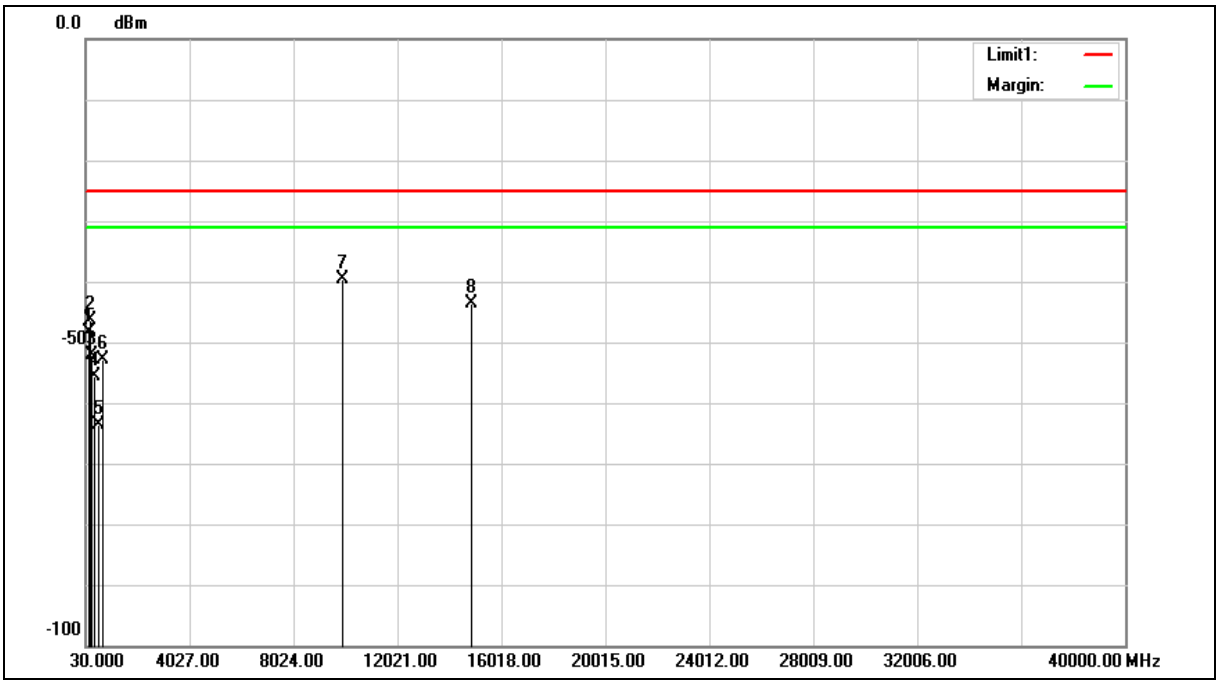

Standard:	FCC Part 90Y	Test Distance:	3 m
Test item:	Harmonic		
Frequency:	4950 MHz		
Mode:	Mode 6		
Ant.Polar.:	Vertical		

No.	Frequency (MHz)	Reading (dBm)	Correct Factor (dB)	Result (dBm)	Limit (dBm)	Margin (dB)	Remark
1	113.4200	-44.87	-3.60	-48.47	-25.00	-23.47	RMS
2	180.3500	-43.61	-2.88	-46.49	-25.00	-21.49	RMS
3	263.7700	-50.21	-1.98	-52.19	-25.00	-27.19	RMS
4	359.8000	-55.57	-0.03	-55.60	-25.00	-30.60	RMS
5	492.6900	-65.41	1.85	-63.56	-25.00	-38.56	RMS
6	719.6700	-58.39	5.57	-52.82	-25.00	-27.82	RMS
7	9900.000	-64.80	25.13	-39.67	-25.00	-14.67	RMS
8	14850.000	-73.70	30.19	-43.51	-25.00	-18.51	RMS

Note:1.Result (dBuV/m) = Correct Factor (dB/m) + Reading(dBuV).

2.Correction factor (dB/m) = Antenna Factor (dB/m) + Cable loss (dB) – Pre-Amplifier gain (dB).

3.When the peak results are less than average limit, so not need to evaluate the average.

Standard:	FCC Part 90Y	Test Distance:	3 m
Test item:	Harmonic		
Frequency:	4965 MHz		
Mode:	Mode 6		
Ant.Polar.:	Horizontal		

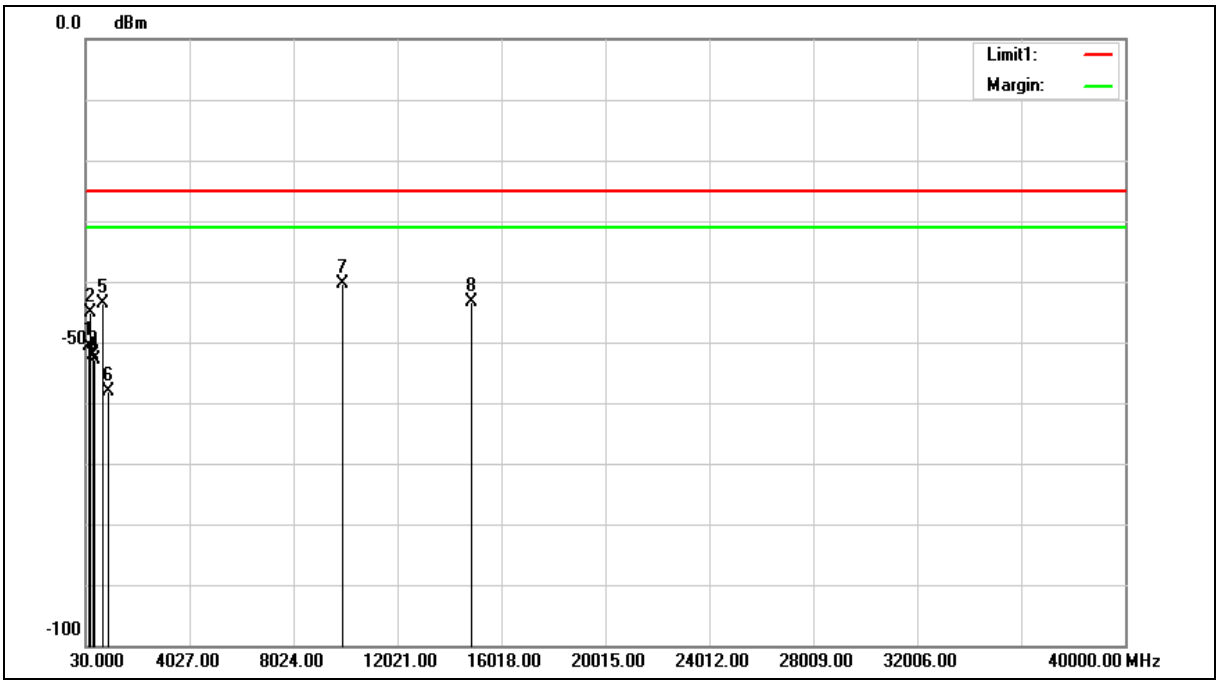

Standard:	FCC Part 90Y	Test Distance:	3 m
Test item:	Harmonic		
Frequency:	4965 MHz		
Mode:	Mode 6		
Ant.Polar.:	Horizontal		

No.	Frequency (MHz)	Reading (dBm)	Correct Factor (dB)	Result (dBm)	Limit (dBm)	Margin (dB)	Remark
1	113.4200	-47.03	-3.60	-50.63	-25.00	-25.63	RMS
2	191.9900	-41.15	-3.95	-45.10	-25.00	-20.10	RMS
3	299.6600	-51.30	-0.91	-52.21	-25.00	-27.21	RMS
4	359.8000	-52.96	-0.03	-52.99	-25.00	-27.99	RMS
5	719.6700	-49.30	5.57	-43.73	-25.00	-18.73	RMS
6	900.0900	-66.36	8.22	-58.14	-25.00	-33.14	RMS
7	9930.000	-65.47	25.21	-40.26	-25.00	-15.26	RMS
8	14895.000	-73.65	30.25	-43.40	-25.00	-18.40	RMS

Note:1.Result (dBuV/m) = Correct Factor (dB/m) + Reading(dBuV).

2.Correction factor (dB/m) = Antenna Factor (dB/m) + Cable loss (dB) – Pre-Amplifier gain (dB).

3.When the peak results are less than average limit, so not need to evaluate the average.

Standard:	FCC Part 90Y	Test Distance:	3 m
Test item:	Harmonic		
Frequency:	4965 MHz		
Mode:	Mode 6		
Ant.Polar.:	Vertical		

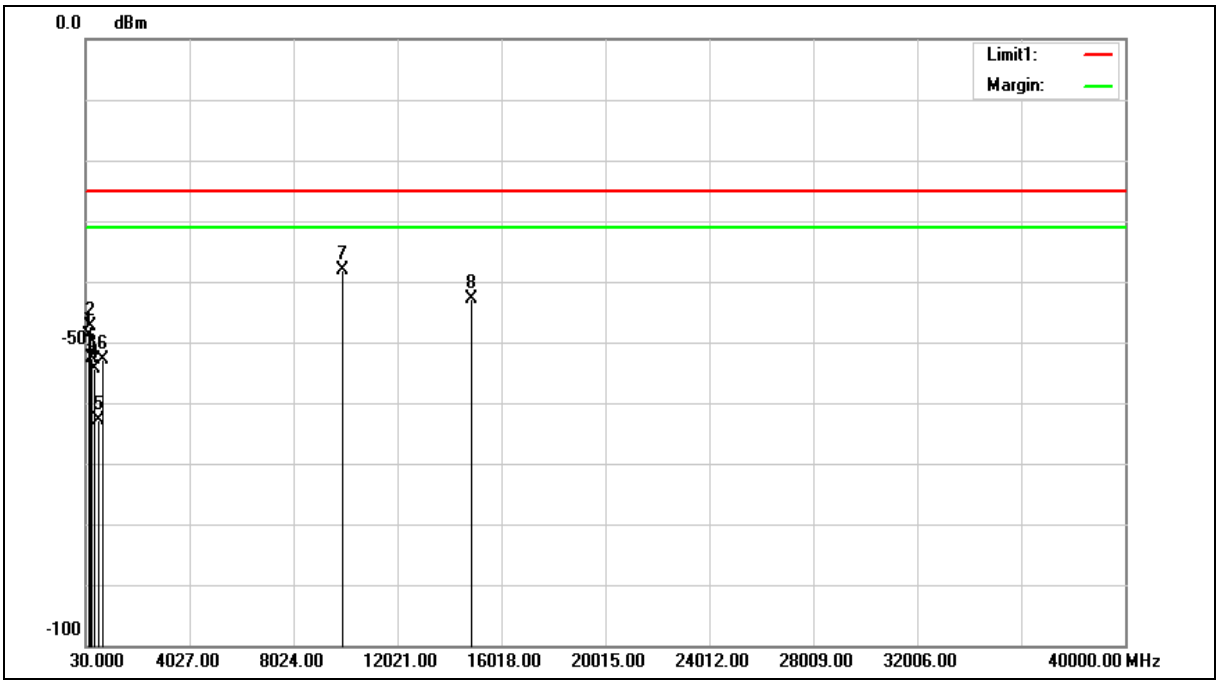

Standard:	FCC Part 90Y	Test Distance:	3 m
Test item:	Harmonic		
Frequency:	4965 MHz		
Mode:	Mode 6		
Ant.Polar.:	Vertical		

No.	Frequency (MHz)	Reading (dBm)	Correct Factor (dB)	Result (dBm)	Limit (dBm)	Margin (dB)	Remark
1	113.4200	-45.24	-3.60	-48.84	-25.00	-23.84	RMS
2	180.3500	-44.51	-2.88	-47.39	-25.00	-22.39	RMS
3	263.7700	-50.65	-1.98	-52.63	-25.00	-27.63	RMS
4	359.8000	-54.27	-0.03	-54.30	-25.00	-29.30	RMS
5	482.0200	-64.55	1.75	-62.80	-25.00	-37.80	RMS
6	719.6700	-58.45	5.57	-52.88	-25.00	-27.88	RMS
7	9930.000	-63.41	25.21	-38.20	-25.00	-13.20	RMS
8	14895.000	-73.10	30.25	-42.85	-25.00	-17.85	RMS

Note:1.Result (dBuV/m) = Correct Factor (dB/m) + Reading(dBuV).

2.Correction factor (dB/m) = Antenna Factor (dB/m) + Cable loss (dB) – Pre-Amplifier gain (dB).

3.When the peak results are less than average limit, so not need to evaluate the average.

Standard:	FCC Part 90Y	Test Distance:	3 m
Test item:	Harmonic		
Frequency:	4980 MHz		
Mode:	Mode 6		
Ant.Polar.:	Horizontal		

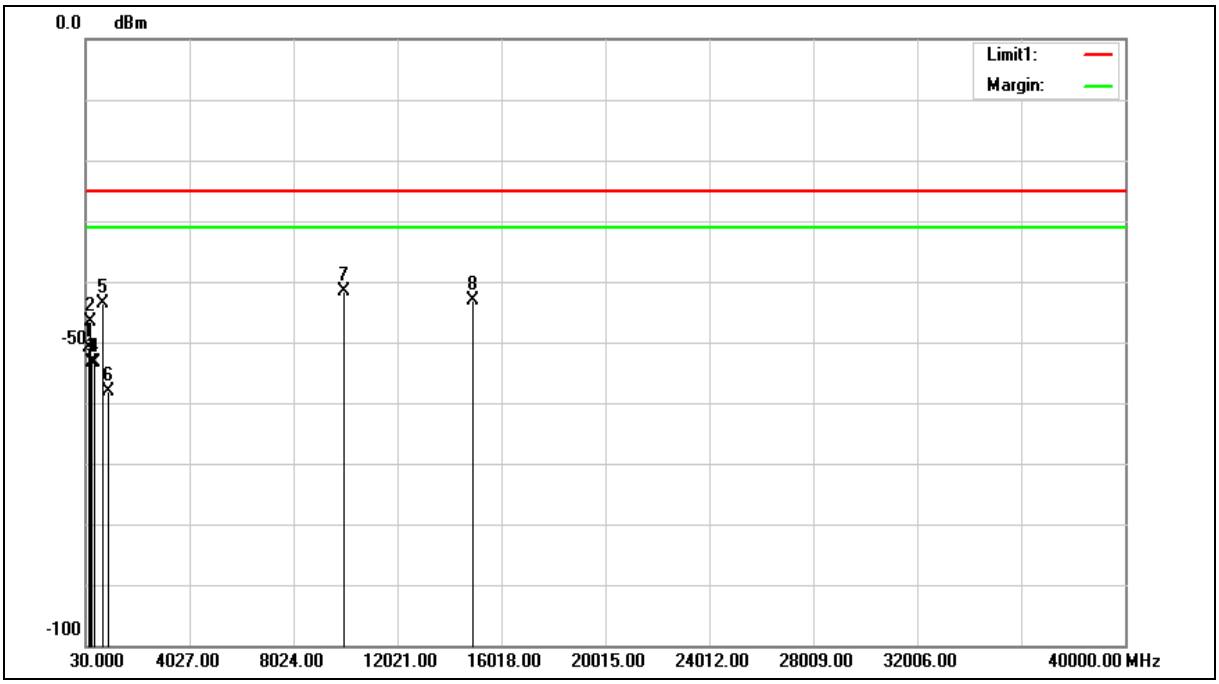

Standard:	FCC Part 90Y	Test Distance:	3 m
Test item:	Harmonic		
Frequency:	4980 MHz		
Mode:	Mode 6		
Ant.Polar.:	Horizontal		

No.	Frequency (MHz)	Reading (dBm)	Correct Factor (dB)	Result (dBm)	Limit (dBm)	Margin (dB)	Remark
1	113.4200	-47.28	-3.60	-50.88	-25.00	-25.88	RMS
2	191.9900	-42.61	-3.95	-46.56	-25.00	-21.56	RMS
3	263.7700	-51.36	-1.98	-53.34	-25.00	-28.34	RMS
4	359.8000	-53.37	-0.03	-53.40	-25.00	-28.40	RMS
5	719.6700	-49.28	5.57	-43.71	-25.00	-18.71	RMS
6	900.0900	-66.34	8.22	-58.12	-25.00	-33.12	RMS
7	9960.000	-66.78	25.28	-41.50	-25.00	-16.50	RMS
8	14940.000	-73.48	30.32	-43.16	-25.00	-18.16	RMS

Note:1.Result (dBuV/m) = Correct Factor (dB/m) + Reading(dBuV).

2.Correction factor (dB/m) = Antenna Factor (dB/m) + Cable loss (dB) – Pre-Amplifier gain (dB).

3.When the peak results are less than average limit, so not need to evaluate the average.

Standard:	FCC Part 90Y	Test Distance:	3 m
Test item:	Harmonic		
Frequency:	4980 MHz		
Mode:	Mode 6		
Ant.Polar.:	Vertical		

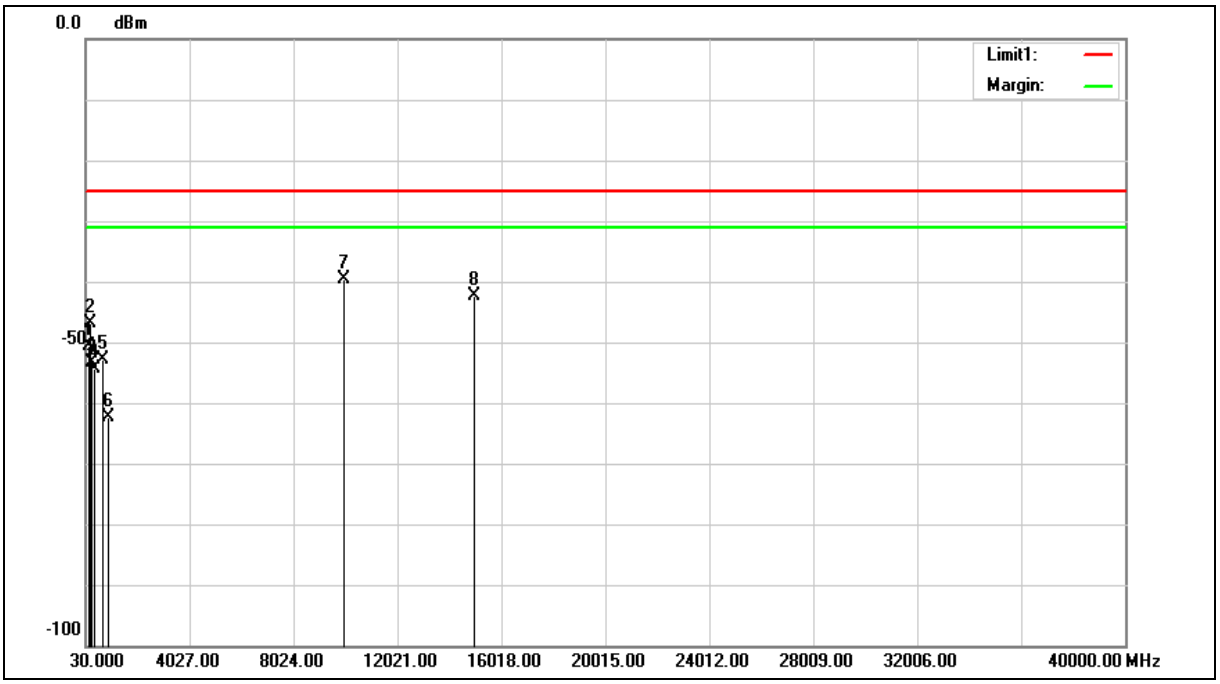

Standard:	FCC Part 90Y	Test Distance:	3 m
Test item:	Harmonic		
Frequency:	4980 MHz		
Mode:	Mode 6		
Ant.Polar.:	Vertical		

No.	Frequency (MHz)	Reading (dBm)	Correct Factor (dB)	Result (dBm)	Limit (dBm)	Margin (dB)	Remark
1	113.4200	-47.01	-3.60	-50.61	-25.00	-25.61	RMS
2	174.5300	-44.93	-2.06	-46.99	-25.00	-21.99	RMS
3	263.7700	-51.33	-1.98	-53.31	-25.00	-28.31	RMS
4	359.8000	-54.28	-0.03	-54.31	-25.00	-29.31	RMS
5	719.6700	-58.41	5.57	-52.84	-25.00	-27.84	RMS
6	900.0900	-70.59	8.22	-62.37	-25.00	-37.37	RMS
7	9960.000	-64.84	25.28	-39.56	-25.00	-14.56	RMS
8	14940.000	-72.61	30.32	-42.29	-25.00	-17.29	RMS

Note:1.Result (dBuV/m) = Correct Factor (dB/m) + Reading(dBuV).

2.Correction factor (dB/m) = Antenna Factor (dB/m) + Cable loss (dB) – Pre-Amplifier gain (dB).

3.When the peak results are less than average limit, so not need to evaluate the average.

Standard:	FCC Part 90Y	Test Distance:	3 m
Test item:	Harmonic		
Frequency:	4942.5 MHz		
Mode:	Mode 7		
Ant.Polar.:	Horizontal		

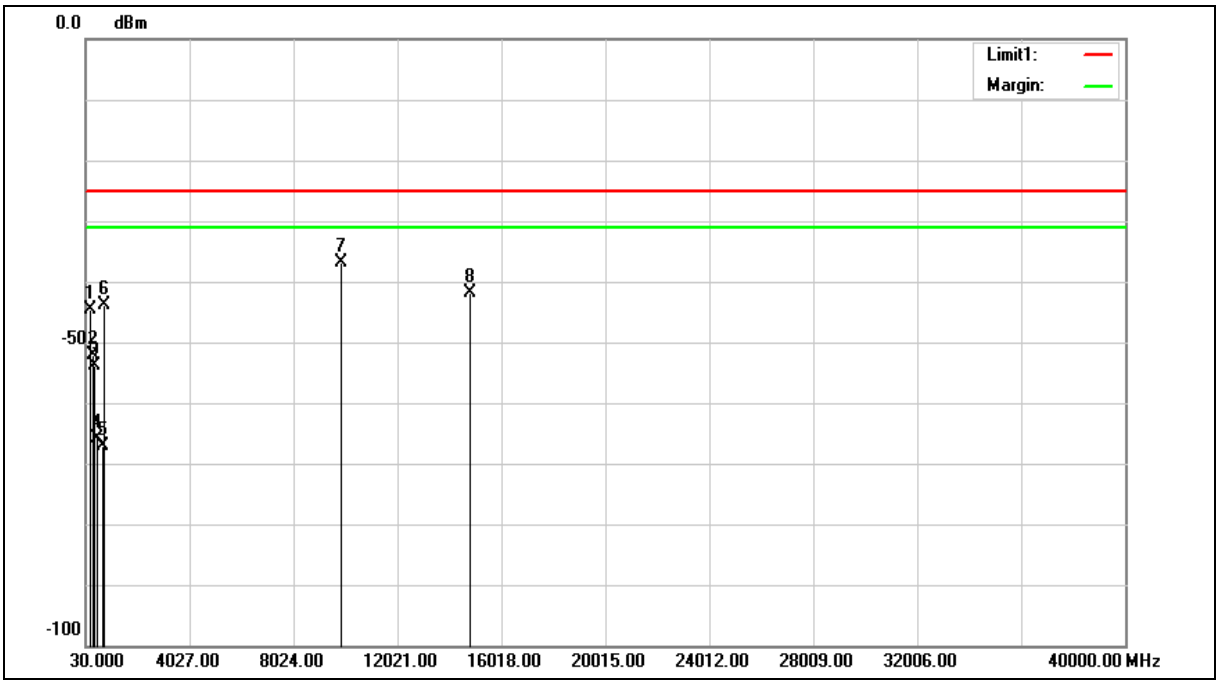

Standard:	FCC Part 90Y	Test Distance:	3 m
Test item:	Harmonic		
Frequency:	4942.5 MHz		
Mode:	Mode 7		
Ant.Polar.:	Horizontal		

No.	Frequency (MHz)	Reading (dBm)	Correct Factor (dB)	Result (dBm)	Limit (dBm)	Margin (dB)	Remark
1	191.9900	-40.65	-3.95	-44.60	-25.00	-19.60	RMS
2	299.6600	-51.26	-0.91	-52.17	-25.00	-27.17	RMS
3	359.8000	-53.93	-0.03	-53.96	-25.00	-28.96	RMS
4	450.0100	-67.38	1.40	-65.98	-25.00	-40.98	RMS
5	649.8300	-71.90	4.75	-67.15	-25.00	-42.15	RMS
6	719.6700	-49.36	5.57	-43.79	-25.00	-18.79	RMS
7	9885.000	-62.05	25.09	-36.96	-25.00	-11.96	RMS
8	14827.500	-71.93	30.14	-41.79	-25.00	-16.79	RMS

Note:1.Result (dBuV/m) = Correct Factor (dB/m) + Reading(dBuV).

2.Correction factor (dB/m) = Antenna Factor (dB/m) + Cable loss (dB) – Pre-Amplifier gain (dB).

3.When the peak results are less than average limit, so not need to evaluate the average.

Standard:	FCC Part 90Y	Test Distance:	3 m
Test item:	Harmonic		
Frequency:	4942.5 MHz		
Mode:	Mode 7		
Ant.Polar.:	Vertical		

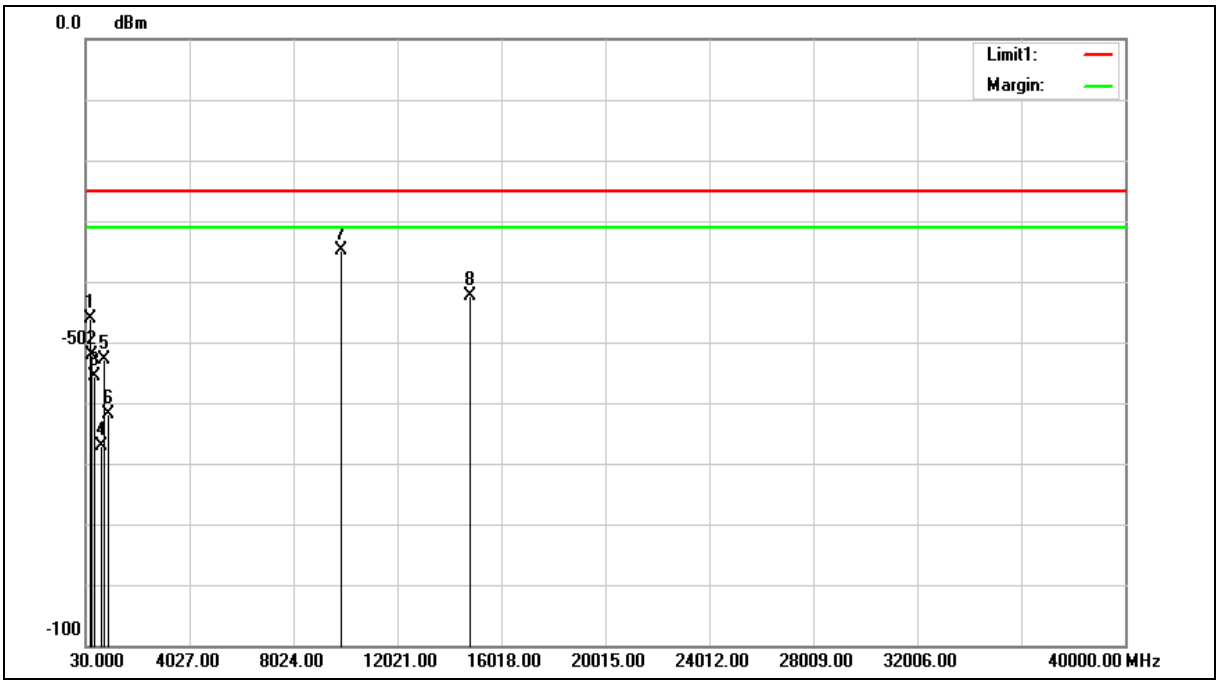

Standard:	FCC Part 90Y	Test Distance:	3 m
Test item:	Harmonic		
Frequency:	4942.5 MHz		
Mode:	Mode 7		
Ant.Polar.:	Vertical		

No.	Frequency (MHz)	Reading (dBm)	Correct Factor (dB)	Result (dBm)	Limit (dBm)	Margin (dB)	Remark
1	174.5300	-44.00	-2.06	-46.06	-25.00	-21.06	RMS
2	263.7700	-50.17	-1.98	-52.15	-25.00	-27.15	RMS
3	359.8000	-55.56	-0.03	-55.59	-25.00	-30.59	RMS
4	589.6900	-70.75	3.69	-67.06	-25.00	-42.06	RMS
5	719.6700	-58.52	5.57	-52.95	-25.00	-27.95	RMS
6	900.0900	-70.01	8.22	-61.79	-25.00	-36.79	RMS
7	9885.000	-59.87	25.09	-34.78	-25.00	-9.78	RMS
8	14827.500	-72.43	30.14	-42.29	-25.00	-17.29	RMS

Note:1.Result (dBuV/m) = Correct Factor (dB/m) + Reading(dBuV).

2.Correction factor (dB/m) = Antenna Factor (dB/m) + Cable loss (dB) – Pre-Amplifier gain (dB).

3.When the peak results are less than average limit, so not need to evaluate the average.

Standard:	FCC Part 90Y	Test Distance:	3 m
Test item:	Harmonic		
Frequency:	4967.5 MHz		
Mode:	Mode 7		
Ant.Polar.:	Horizontal		

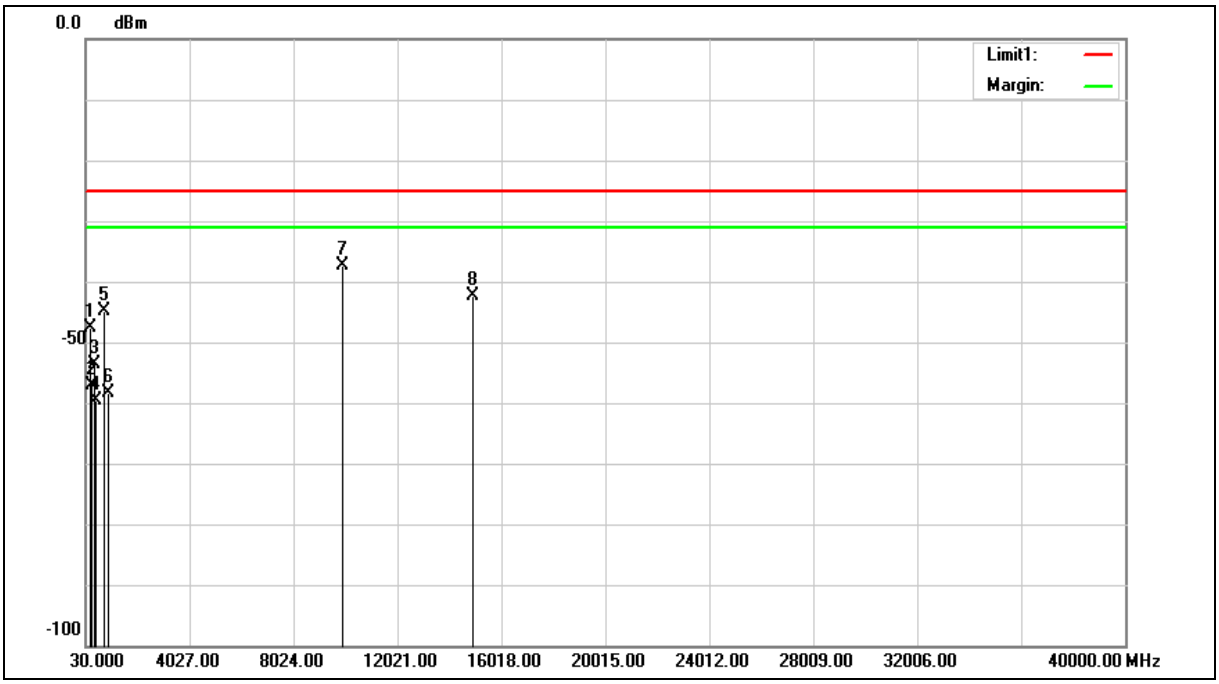

Standard:	FCC Part 90Y	Test Distance:	3 m
Test item:	Harmonic		
Frequency:	4967.5 MHz		
Mode:	Mode 7		
Ant.Polar.:	Horizontal		

No.	Frequency (MHz)	Reading (dBm)	Correct Factor (dB)	Result (dBm)	Limit (dBm)	Margin (dB)	Remark
1	174.5300	-45.49	-2.06	-47.55	-25.00	-22.55	RMS
2	239.5200	-54.66	-2.52	-57.18	-25.00	-32.18	RMS
3	348.1600	-53.43	-0.19	-53.62	-25.00	-28.62	RMS
4	400.5400	-60.10	0.46	-59.64	-25.00	-34.64	RMS
5	719.6700	-50.32	5.57	-44.75	-25.00	-19.75	RMS
6	900.0900	-66.62	8.22	-58.40	-25.00	-33.40	RMS
7	9935.000	-62.60	25.21	-37.39	-25.00	-12.39	RMS
8	14902.500	-72.63	30.27	-42.36	-25.00	-17.36	RMS

Note:1.Result (dBuV/m) = Correct Factor (dB/m) + Reading(dBuV).

2.Correction factor (dB/m) = Antenna Factor (dB/m) + Cable loss (dB) – Pre-Amplifier gain (dB).

3.When the peak results are less than average limit, so not need to evaluate the average.

Standard:	FCC Part 90Y	Test Distance:	3 m
Test item:	Harmonic		
Frequency:	4967.5 MHz		
Mode:	Mode 7		
Ant.Polar.:	Vertical		

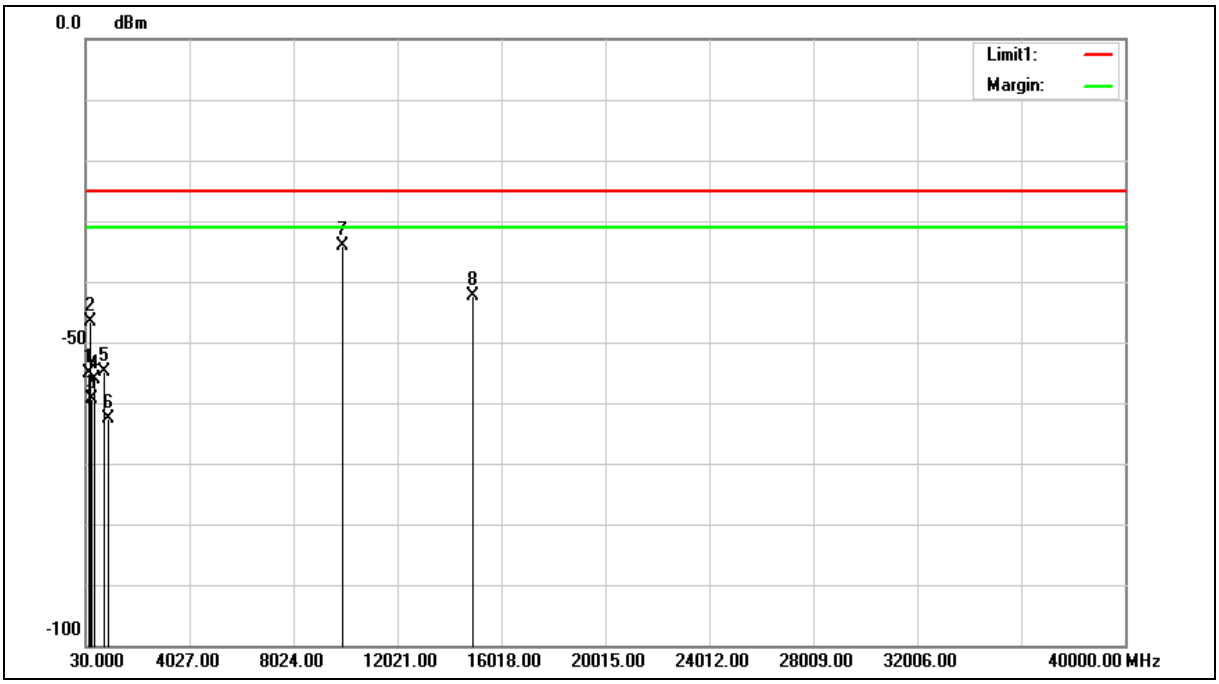

Standard:	FCC Part 90Y	Test Distance:	3 m
Test item:	Harmonic		
Frequency:	4967.5 MHz		
Mode:	Mode 7		
Ant.Polar.:	Vertical		

No.	Frequency (MHz)	Reading (dBm)	Correct Factor (dB)	Result (dBm)	Limit (dBm)	Margin (dB)	Remark
1	113.4200	-51.56	-3.60	-55.16	-25.00	-30.16	RMS
2	173.5600	-44.75	-1.92	-46.67	-25.00	-21.67	RMS
3	263.7700	-57.27	-1.98	-59.25	-25.00	-34.25	RMS
4	360.7700	-56.01	-0.01	-56.02	-25.00	-31.02	RMS
5	719.6700	-60.49	5.57	-54.92	-25.00	-29.92	RMS
6	900.0900	-70.78	8.22	-62.56	-25.00	-37.56	RMS
7	9935.000	-59.21	25.21	-34.00	-25.00	-9.00	RMS
8	14902.500	-72.70	30.27	-42.43	-25.00	-17.43	RMS

Note:1.Result (dBuV/m) = Correct Factor (dB/m) + Reading(dBuV).

2.Correction factor (dB/m) = Antenna Factor (dB/m) + Cable loss (dB) – Pre-Amplifier gain (dB).

3.When the peak results are less than average limit, so not need to evaluate the average.

Standard:	FCC Part 90Y	Test Distance:	3 m
Test item:	Harmonic		
Frequency:	4987.5 MHz		
Mode:	Mode 7		
Ant.Polar.:	Horizontal		

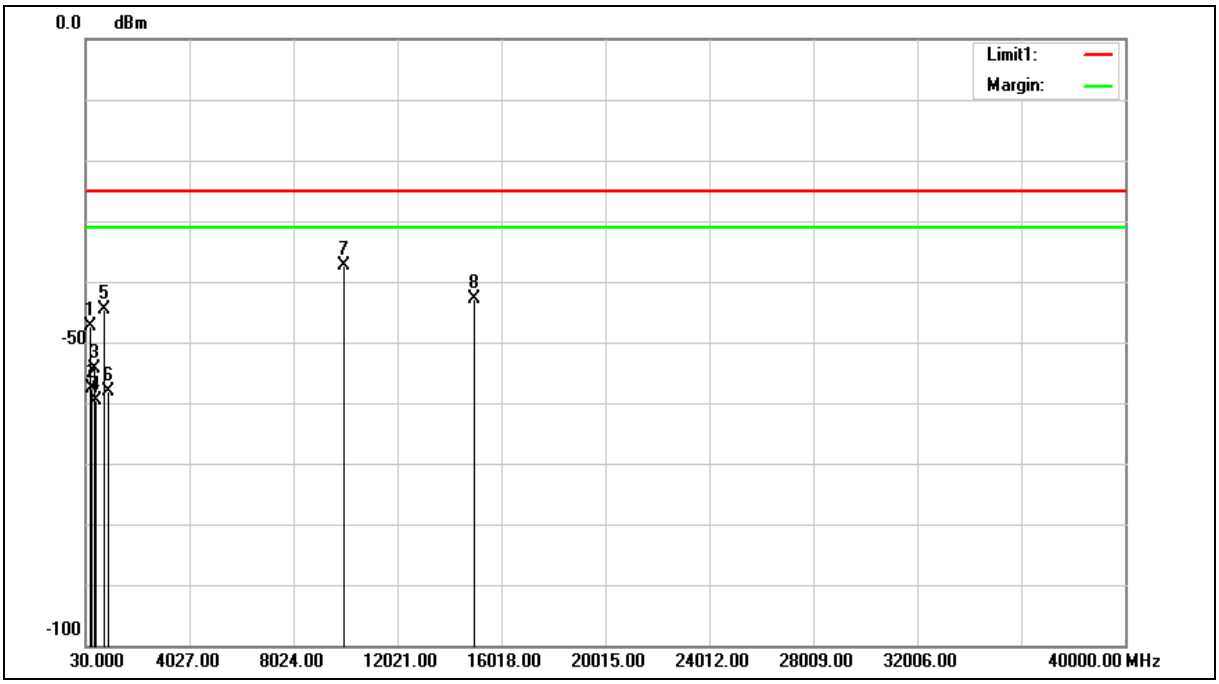

Standard:	FCC Part 90Y	Test Distance:	3 m
Test item:	Harmonic		
Frequency:	4987.5 MHz		
Mode:	Mode 7		
Ant.Polar.:	Horizontal		

No.	Frequency (MHz)	Reading (dBm)	Correct Factor (dB)	Result (dBm)	Limit (dBm)	Margin (dB)	Remark
1	173.5600	-45.46	-1.92	-47.38	-25.00	-22.38	RMS
2	240.4900	-55.02	-2.50	-57.52	-25.00	-32.52	RMS
3	359.8000	-54.35	-0.03	-54.38	-25.00	-29.38	RMS
4	399.5700	-60.08	0.44	-59.64	-25.00	-34.64	RMS
5	719.6700	-50.25	5.57	-44.68	-25.00	-19.68	RMS
6	900.0900	-66.37	8.22	-58.15	-25.00	-33.15	RMS
7	9975.000	-62.66	25.32	-37.34	-25.00	-12.34	RMS
8	14962.500	-73.15	30.35	-42.80	-25.00	-17.80	RMS

Note:1.Result (dBuV/m) = Correct Factor (dB/m) + Reading(dBuV).

2.Correction factor (dB/m) = Antenna Factor (dB/m) + Cable loss (dB) – Pre-Amplifier gain (dB).

3.When the peak results are less than average limit, so not need to evaluate the average.

Standard:	FCC Part 90Y	Test Distance:	3 m
Test item:	Harmonic		
Frequency:	4987.5 MHz		
Mode:	Mode 7		
Ant.Polar.:	Vertical		

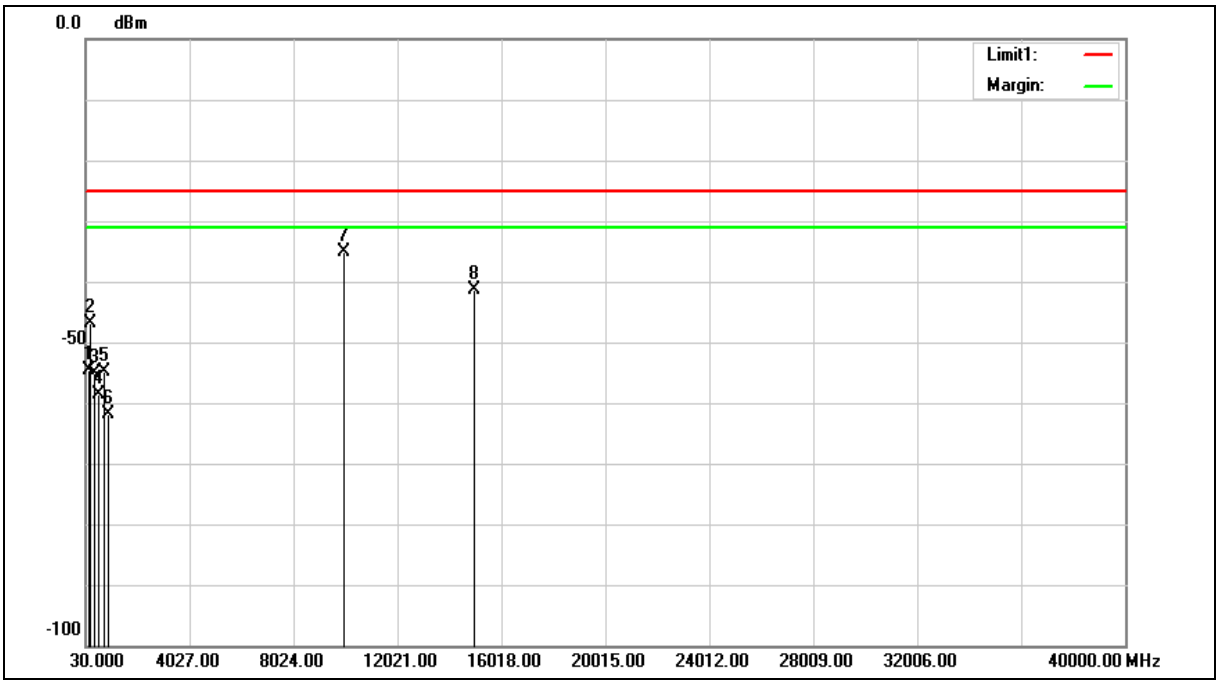

Standard:	FCC Part 90Y	Test Distance:	3 m
Test item:	Harmonic		
Frequency:	4987.5 MHz		
Mode:	Mode 7		
Ant.Polar.:	Vertical		

No.	Frequency (MHz)	Reading (dBm)	Correct Factor (dB)	Result (dBm)	Limit (dBm)	Margin (dB)	Remark
1	113.4200	-51.03	-3.60	-54.63	-25.00	-29.63	RMS
2	173.5600	-44.95	-1.92	-46.87	-25.00	-21.87	RMS
3	359.8000	-54.98	-0.03	-55.01	-25.00	-30.01	RMS
4	516.9400	-60.93	2.24	-58.69	-25.00	-33.69	RMS
5	719.6700	-60.38	5.57	-54.81	-25.00	-29.81	RMS
6	900.0900	-70.16	8.22	-61.94	-25.00	-36.94	RMS
7	9975.000	-60.50	25.32	-35.18	-25.00	-10.18	RMS
8	14962.500	-71.63	30.35	-41.28	-25.00	-16.28	RMS

Note:1.Result (dBuV/m) = Correct Factor (dB/m) + Reading(dBuV).

2.Correction factor (dB/m) = Antenna Factor (dB/m) + Cable loss (dB) – Pre-Amplifier gain (dB).

3.When the peak results are less than average limit, so not need to evaluate the average.

Standard:	FCC Part 90Y	Test Distance:	3 m
Test item:	Harmonic		
Frequency:	4945 MHz		
Mode:	Mode 8		
Ant.Polar.:	Horizontal		

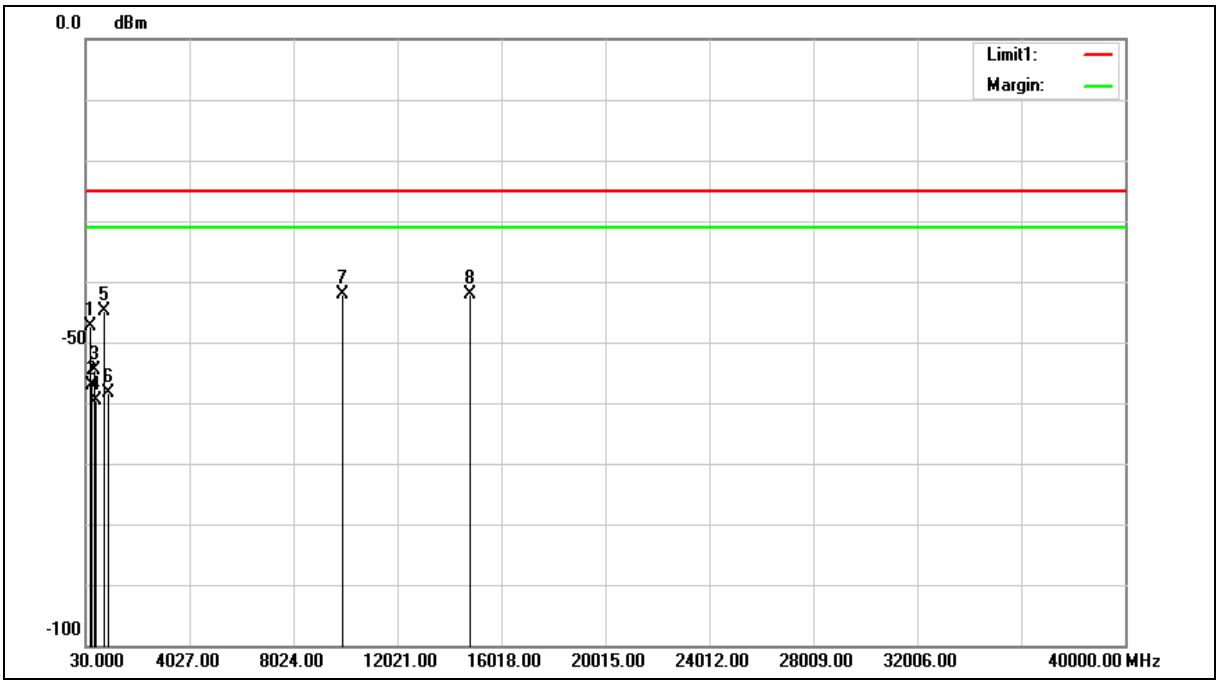

Standard:	FCC Part 90Y	Test Distance:	3 m
Test item:	Harmonic		
Frequency:	4945 MHz		
Mode:	Mode 8		
Ant.Polar.:	Horizontal		

No.	Frequency (MHz)	Reading (dBm)	Correct Factor (dB)	Result (dBm)	Limit (dBm)	Margin (dB)	Remark
1	173.5600	-45.54	-1.92	-47.46	-25.00	-22.46	RMS
2	240.4900	-54.52	-2.50	-57.02	-25.00	-32.02	RMS
3	359.8000	-54.57	-0.03	-54.60	-25.00	-29.60	RMS
4	400.5400	-60.02	0.46	-59.56	-25.00	-34.56	RMS
5	719.6700	-50.33	5.57	-44.76	-25.00	-19.76	RMS
6	900.0900	-66.55	8.22	-58.33	-25.00	-33.33	RMS
7	9890.000	-67.33	25.11	-42.22	-25.00	-17.22	RMS
8	14835.000	-72.28	30.17	-42.11	-25.00	-17.11	RMS

Note:1.Result (dBuV/m) = Correct Factor (dB/m) + Reading(dBuV).

2.Correction factor (dB/m) = Antenna Factor (dB/m) + Cable loss (dB) – Pre-Amplifier gain (dB).

3.When the peak results are less than average limit, so not need to evaluate the average.

Standard:	FCC Part 90Y	Test Distance:	3 m
Test item:	Harmonic		
Frequency:	4945 MHz		
Mode:	Mode 8		
Ant.Polar.:	Vertical		

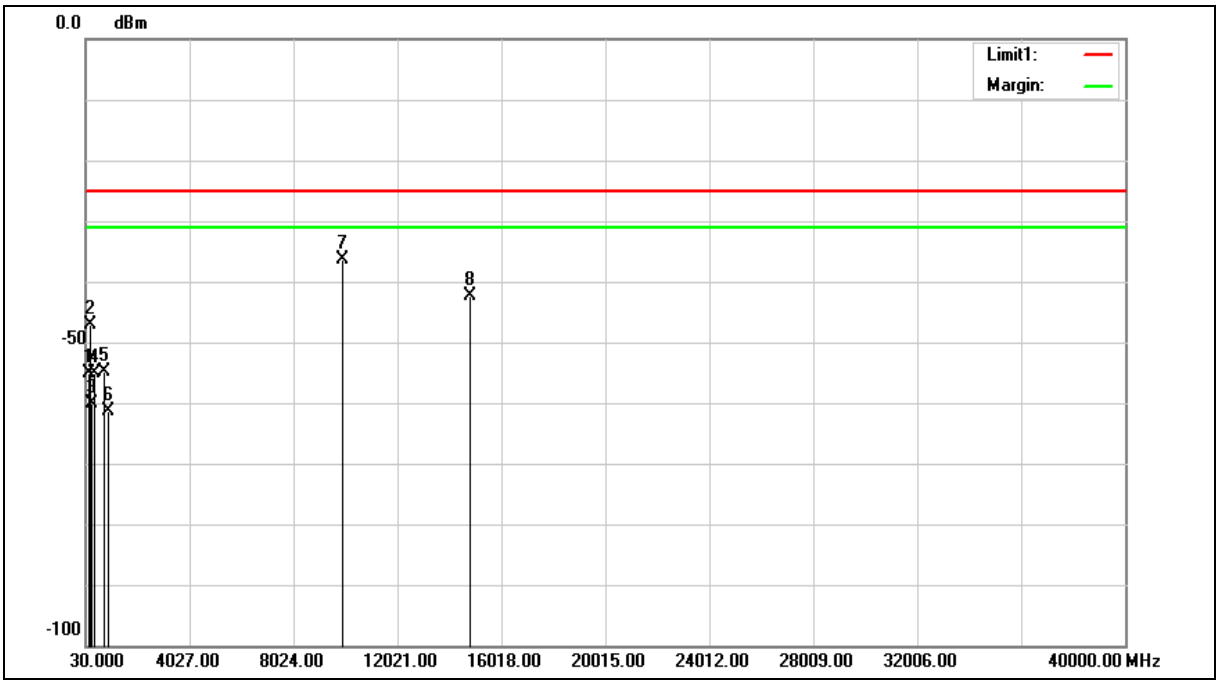

Standard:	FCC Part 90Y	Test Distance:	3 m
Test item:	Harmonic		
Frequency:	4945 MHz		
Mode:	Mode 8		
Ant.Polar.:	Vertical		

No.	Frequency (MHz)	Reading (dBm)	Correct Factor (dB)	Result (dBm)	Limit (dBm)	Margin (dB)	Remark
1	113.4200	-51.43	-3.60	-55.03	-25.00	-30.03	RMS
2	174.5300	-44.96	-2.06	-47.02	-25.00	-22.02	RMS
3	263.7700	-58.17	-1.98	-60.15	-25.00	-35.15	RMS
4	359.8000	-55.00	-0.03	-55.03	-25.00	-30.03	RMS
5	719.6700	-60.54	5.57	-54.97	-25.00	-29.97	RMS
6	900.0900	-69.62	8.22	-61.40	-25.00	-36.40	RMS
7	9890.000	-61.48	25.11	-36.37	-25.00	-11.37	RMS
8	14835.000	-72.58	30.17	-42.41	-25.00	-17.41	RMS

Note:1.Result (dBuV/m) = Correct Factor (dB/m) + Reading(dBuV).

2.Correction factor (dB/m) = Antenna Factor (dB/m) + Cable loss (dB) – Pre-Amplifier gain (dB).

3.When the peak results are less than average limit, so not need to evaluate the average.

Standard:	FCC Part 90Y	Test Distance:	3 m
Test item:	Harmonic		
Frequency:	4965 MHz		
Mode:	Mode 8		
Ant.Polar.:	Horizontal		

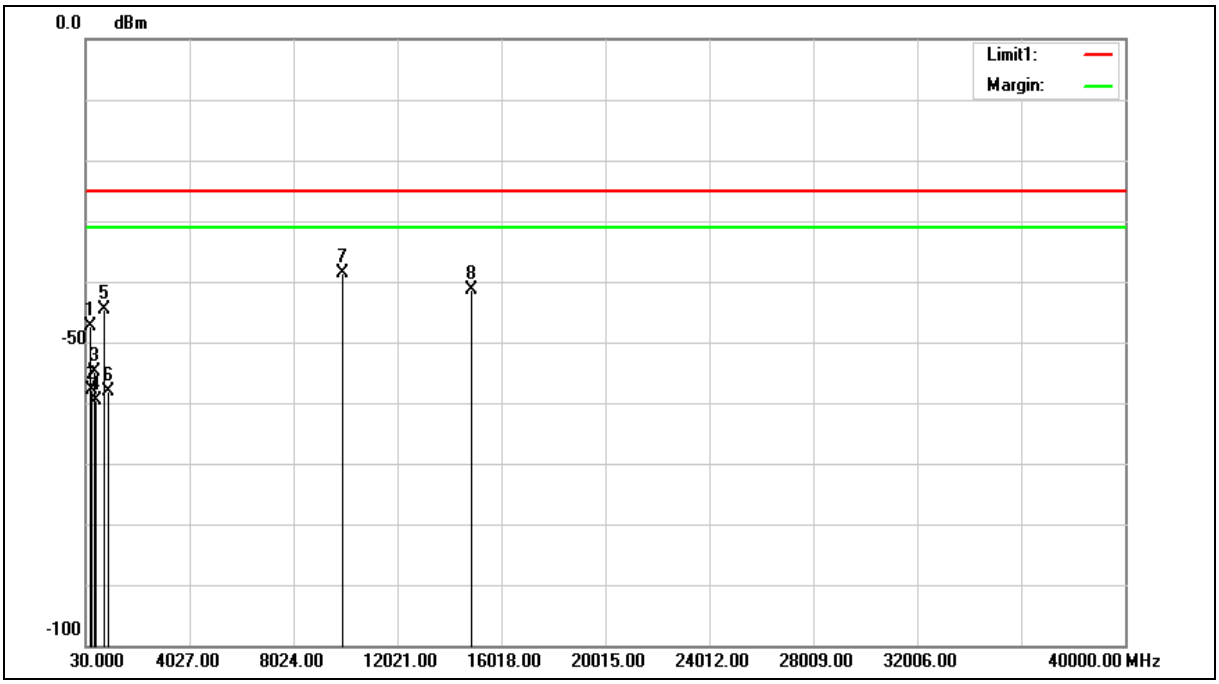

Standard:	FCC Part 90Y	Test Distance:	3 m
Test item:	Harmonic		
Frequency:	4965 MHz		
Mode:	Mode 8		
Ant.Polar.:	Horizontal		

No.	Frequency (MHz)	Reading (dBm)	Correct Factor (dB)	Result (dBm)	Limit (dBm)	Margin (dB)	Remark
1	174.5300	-45.33	-2.06	-47.39	-25.00	-22.39	RMS
2	240.4900	-55.26	-2.50	-57.76	-25.00	-32.76	RMS
3	348.1600	-54.76	-0.19	-54.95	-25.00	-29.95	RMS
4	399.5700	-59.96	0.44	-59.52	-25.00	-34.52	RMS
5	719.6700	-50.29	5.57	-44.72	-25.00	-19.72	RMS
6	900.0900	-66.39	8.22	-58.17	-25.00	-33.17	RMS
7	9930.000	-63.94	25.21	-38.73	-25.00	-13.73	RMS
8	14895.000	-71.70	30.25	-41.45	-25.00	-16.45	RMS

Note:1.Result (dBuV/m) = Correct Factor (dB/m) + Reading(dBuV).

2.Correction factor (dB/m) = Antenna Factor (dB/m) + Cable loss (dB) – Pre-Amplifier gain (dB).

3.When the peak results are less than average limit, so not need to evaluate the average.

Standard:	FCC Part 90Y	Test Distance:	3 m
Test item:	Harmonic		
Frequency:	4965 MHz		
Mode:	Mode 8		
Ant.Polar.:	Vertical		

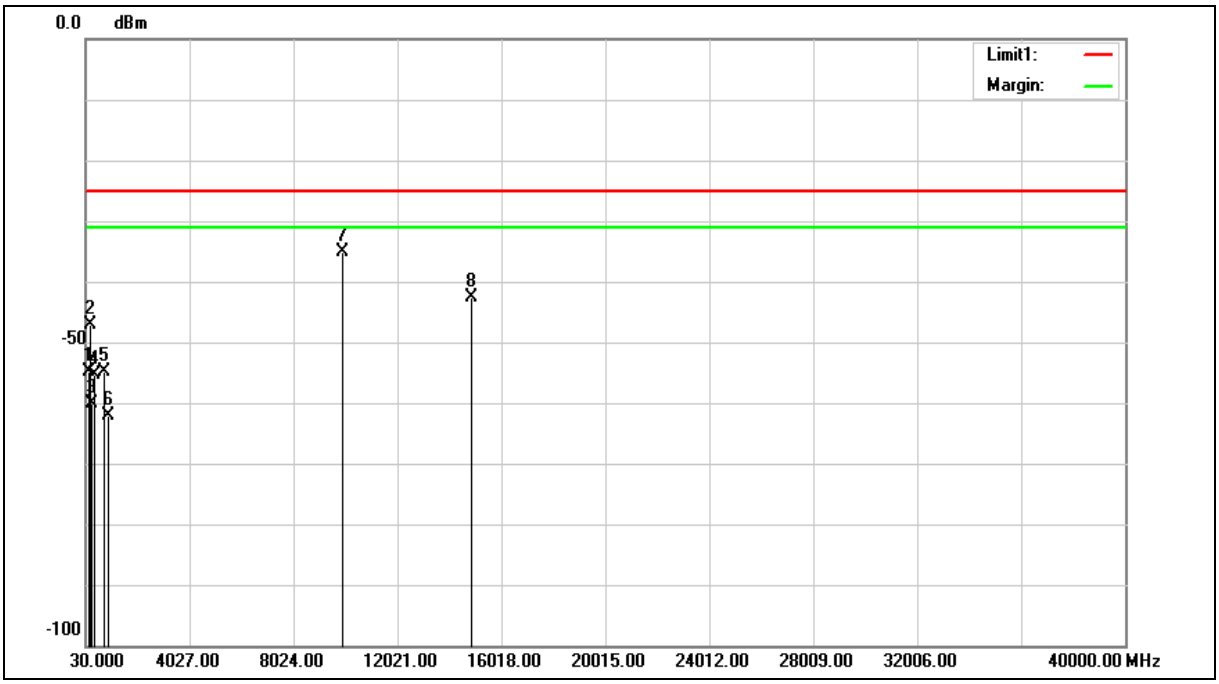

Standard:	FCC Part 90Y	Test Distance:	3 m
Test item:	Harmonic		
Frequency:	4965 MHz		
Mode:	Mode 8		
Ant.Polar.:	Vertical		

No.	Frequency (MHz)	Reading (dBm)	Correct Factor (dB)	Result (dBm)	Limit (dBm)	Margin (dB)	Remark
1	113.4200	-51.21	-3.60	-54.81	-25.00	-29.81	RMS
2	174.5300	-44.98	-2.06	-47.04	-25.00	-22.04	RMS
3	263.7700	-58.19	-1.98	-60.17	-25.00	-35.17	RMS
4	359.8000	-55.22	-0.03	-55.25	-25.00	-30.25	RMS
5	719.6700	-60.40	5.57	-54.83	-25.00	-29.83	RMS
6	900.0900	-70.41	8.22	-62.19	-25.00	-37.19	RMS
7	9930.000	-60.32	25.21	-35.11	-25.00	-10.11	RMS
8	14895.000	-72.87	30.25	-42.62	-25.00	-17.62	RMS

Note:1.Result (dBuV/m) = Correct Factor (dB/m) + Reading(dBuV).

2.Correction factor (dB/m) = Antenna Factor (dB/m) + Cable loss (dB) – Pre-Amplifier gain (dB).

3.When the peak results are less than average limit, so not need to evaluate the average.

Standard:	FCC Part 90Y	Test Distance:	3 m
Test item:	Harmonic		
Frequency:	4985 MHz		
Mode:	Mode 8		
Ant.Polar.:	Horizontal		

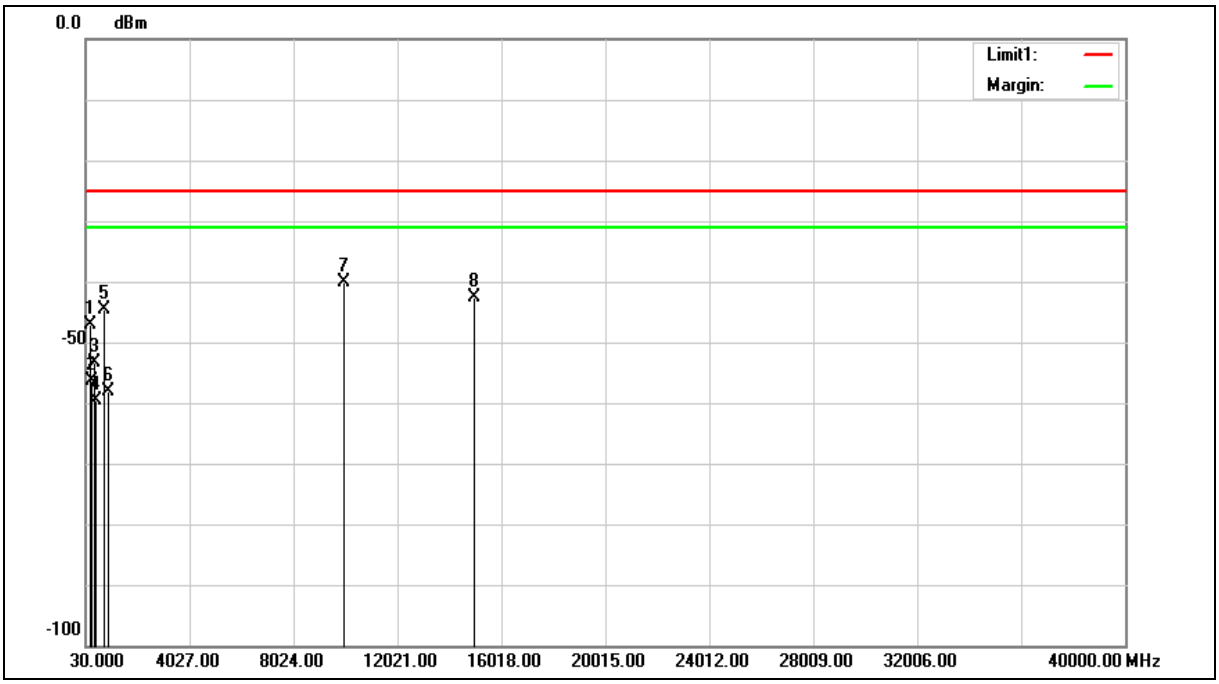

Standard:	FCC Part 90Y	Test Distance:	3 m
Test item:	Harmonic		
Frequency:	4985 MHz		
Mode:	Mode 8		
Ant.Polar.:	Horizontal		

No.	Frequency (MHz)	Reading (dBm)	Correct Factor (dB)	Result (dBm)	Limit (dBm)	Margin (dB)	Remark
1	173.5600	-45.18	-1.92	-47.10	-25.00	-22.10	RMS
2	239.5200	-53.78	-2.52	-56.30	-25.00	-31.30	RMS
3	359.8000	-53.45	-0.03	-53.48	-25.00	-28.48	RMS
4	400.5400	-60.11	0.46	-59.65	-25.00	-34.65	RMS
5	719.6700	-50.19	5.57	-44.62	-25.00	-19.62	RMS
6	900.0900	-66.31	8.22	-58.09	-25.00	-33.09	RMS
7	9970.000	-65.32	25.31	-40.01	-25.00	-15.01	RMS
8	14955.000	-73.08	30.35	-42.73	-25.00	-17.73	RMS

Note:1.Result (dBuV/m) = Correct Factor (dB/m) + Reading(dBuV).

2.Correction factor (dB/m) = Antenna Factor (dB/m) + Cable loss (dB) – Pre-Amplifier gain (dB).

3.When the peak results are less than average limit, so not need to evaluate the average.

Standard:	FCC Part 90Y	Test Distance:	3 m
Test item:	Harmonic		
Frequency:	4985 MHz		
Mode:	Mode 8		
Ant.Polar.:	Vertical		

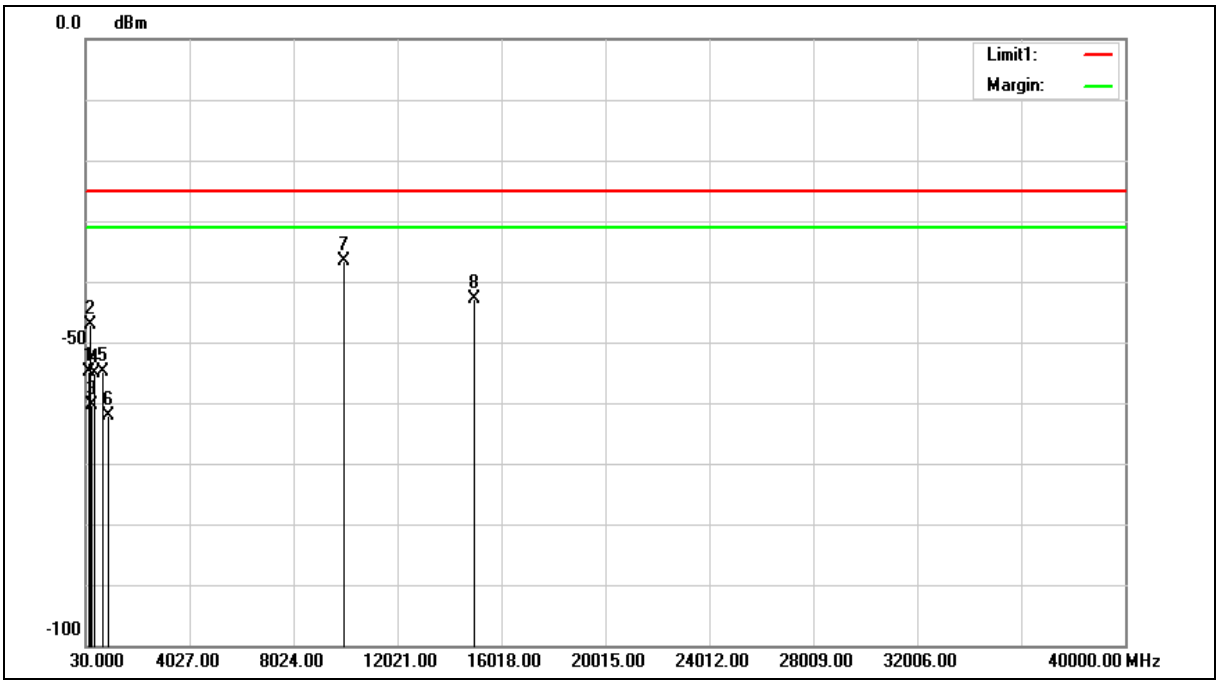

Standard:	FCC Part 90Y	Test Distance:	3 m
Test item:	Harmonic		
Frequency:	4985 MHz		
Mode:	Mode 8		
Ant.Polar.:	Vertical		

No.	Frequency (MHz)	Reading (dBm)	Correct Factor (dB)	Result (dBm)	Limit (dBm)	Margin (dB)	Remark
1	113.4200	-51.35	-3.60	-54.95	-25.00	-29.95	RMS
2	174.5300	-44.94	-2.06	-47.00	-25.00	-22.00	RMS
3	263.7700	-58.39	-1.98	-60.37	-25.00	-35.37	RMS
4	359.8000	-54.98	-0.03	-55.01	-25.00	-30.01	RMS
5	719.6700	-60.42	5.57	-54.85	-25.00	-29.85	RMS
6	900.0900	-70.39	8.22	-62.17	-25.00	-37.17	RMS
7	9970.000	-61.94	25.30	-36.64	-25.00	-11.64	RMS
8	14955.000	-73.28	30.35	-42.93	-25.00	-17.93	RMS

Note:1.Result (dBuV/m) = Correct Factor (dB/m) + Reading(dBuV).

2.Correction factor (dB/m) = Antenna Factor (dB/m) + Cable loss (dB) – Pre-Amplifier gain (dB).

3.When the peak results are less than average limit, so not need to evaluate the average.

Standard:	FCC Part 90Y	Test Distance:	3 m
Test item:	Harmonic		
Frequency:	4950 MHz		
Mode:	Mode 9		
Ant.Polar.:	Horizontal		

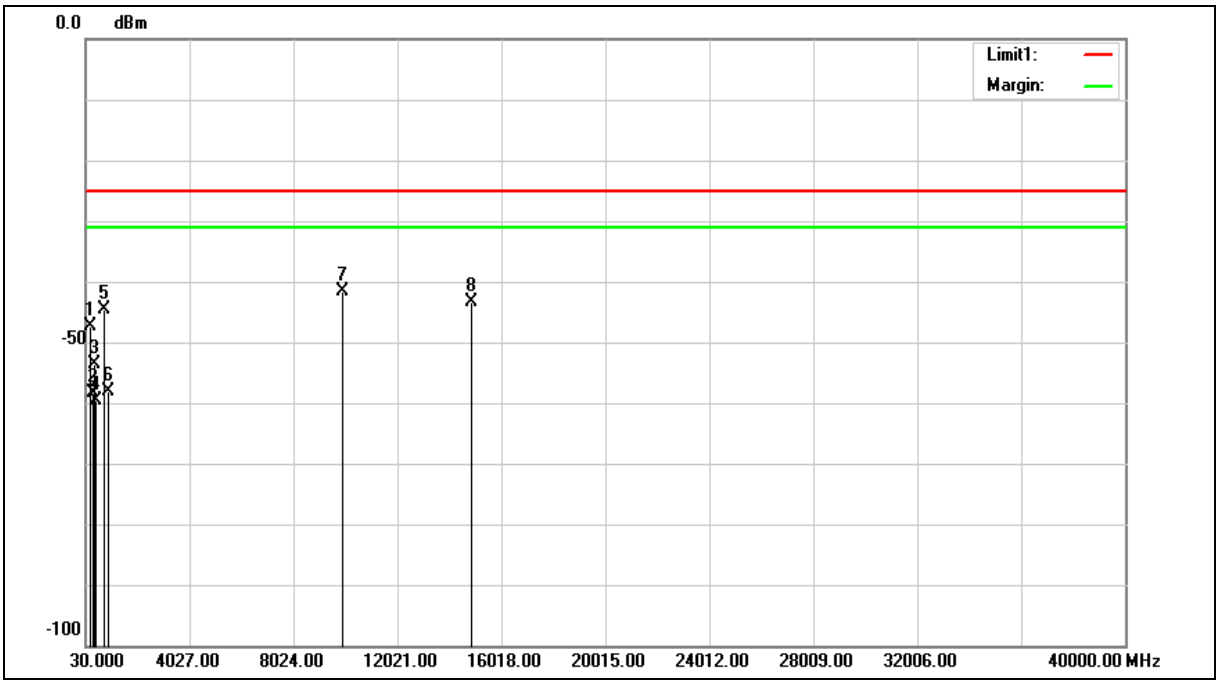

Standard:	FCC Part 90Y	Test Distance:	3 m
Test item:	Harmonic		
Frequency:	4950 MHz		
Mode:	Mode 9		
Ant.Polar.:	Horizontal		

No.	Frequency (MHz)	Reading (dBm)	Correct Factor (dB)	Result (dBm)	Limit (dBm)	Margin (dB)	Remark
1	173.5600	-45.57	-1.92	-47.49	-25.00	-22.49	RMS
2	299.6600	-57.58	-0.91	-58.49	-25.00	-33.49	RMS
3	359.8000	-53.52	-0.03	-53.55	-25.00	-28.55	RMS
4	399.5700	-60.06	0.44	-59.62	-25.00	-34.62	RMS
5	719.6700	-50.28	5.57	-44.71	-25.00	-19.71	RMS
6	900.0900	-66.42	8.22	-58.20	-25.00	-33.20	RMS
7	9900.000	-66.74	25.14	-41.60	-25.00	-16.60	RMS
8	14850.000	-73.55	30.19	-43.36	-25.00	-18.36	RMS

Note:1.Result (dBuV/m) = Correct Factor (dB/m) + Reading(dBuV).

2.Correction factor (dB/m) = Antenna Factor (dB/m) + Cable loss (dB) – Pre-Amplifier gain (dB).

3.When the peak results are less than average limit, so not need to evaluate the average.

Standard:	FCC Part 90Y	Test Distance:	3 m
Test item:	Harmonic		
Frequency:	4950 MHz		
Mode:	Mode 9		
Ant.Polar.:	Vertical		

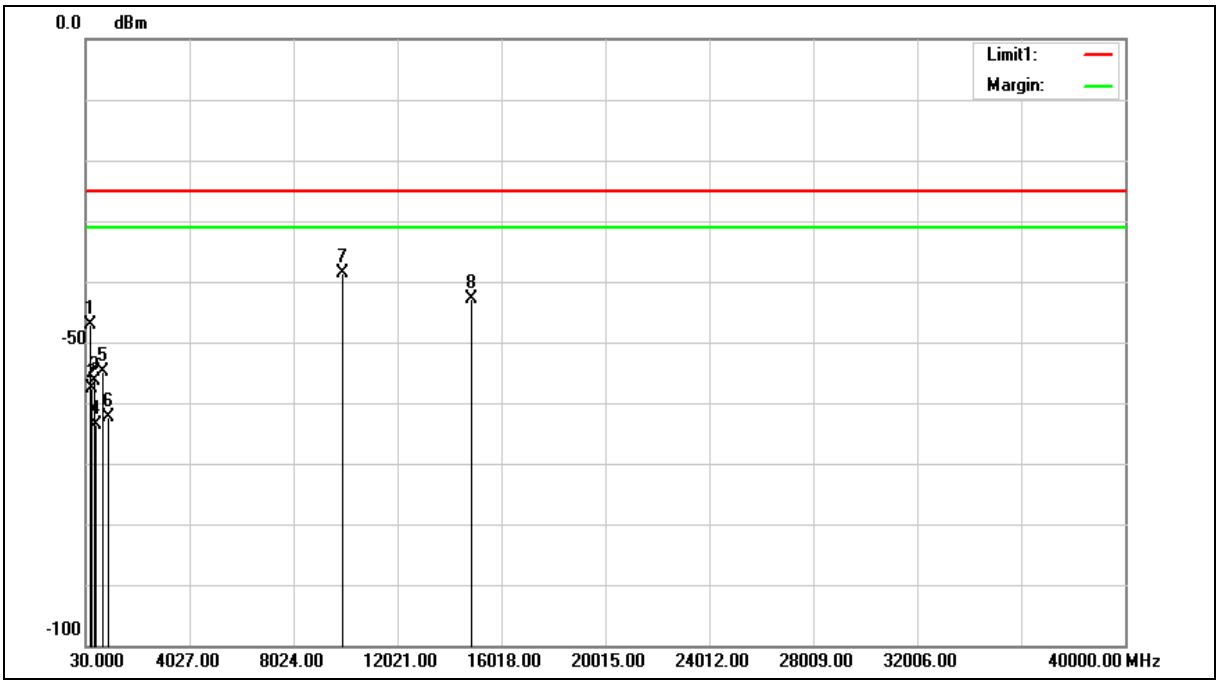

Standard:	FCC Part 90Y	Test Distance:	3 m
Test item:	Harmonic		
Frequency:	4950 MHz		
Mode:	Mode 9		
Ant.Polar.:	Vertical		

No.	Frequency (MHz)	Reading (dBm)	Correct Factor (dB)	Result (dBm)	Limit (dBm)	Margin (dB)	Remark
1	174.5300	-44.99	-2.06	-47.05	-25.00	-22.05	RMS
2	263.7700	-55.73	-1.98	-57.71	-25.00	-32.71	RMS
3	359.8000	-56.30	-0.03	-56.33	-25.00	-31.33	RMS
4	399.5700	-64.15	0.44	-63.71	-25.00	-38.71	RMS
5	719.6700	-60.51	5.57	-54.94	-25.00	-29.94	RMS
6	900.0900	-70.49	8.22	-62.27	-25.00	-37.27	RMS
7	9900.000	-63.75	25.13	-38.62	-25.00	-13.62	RMS
8	14850.000	-73.12	30.19	-42.93	-25.00	-17.93	RMS

Note:1.Result (dBuV/m) = Correct Factor (dB/m) + Reading(dBuV).

2.Correction factor (dB/m) = Antenna Factor (dB/m) + Cable loss (dB) – Pre-Amplifier gain (dB).

3.When the peak results are less than average limit, so not need to evaluate the average.

Standard:	FCC Part 90Y	Test Distance:	3 m
Test item:	Harmonic		
Frequency:	4965 MHz		
Mode:	Mode 9		
Ant.Polar.:	Horizontal		

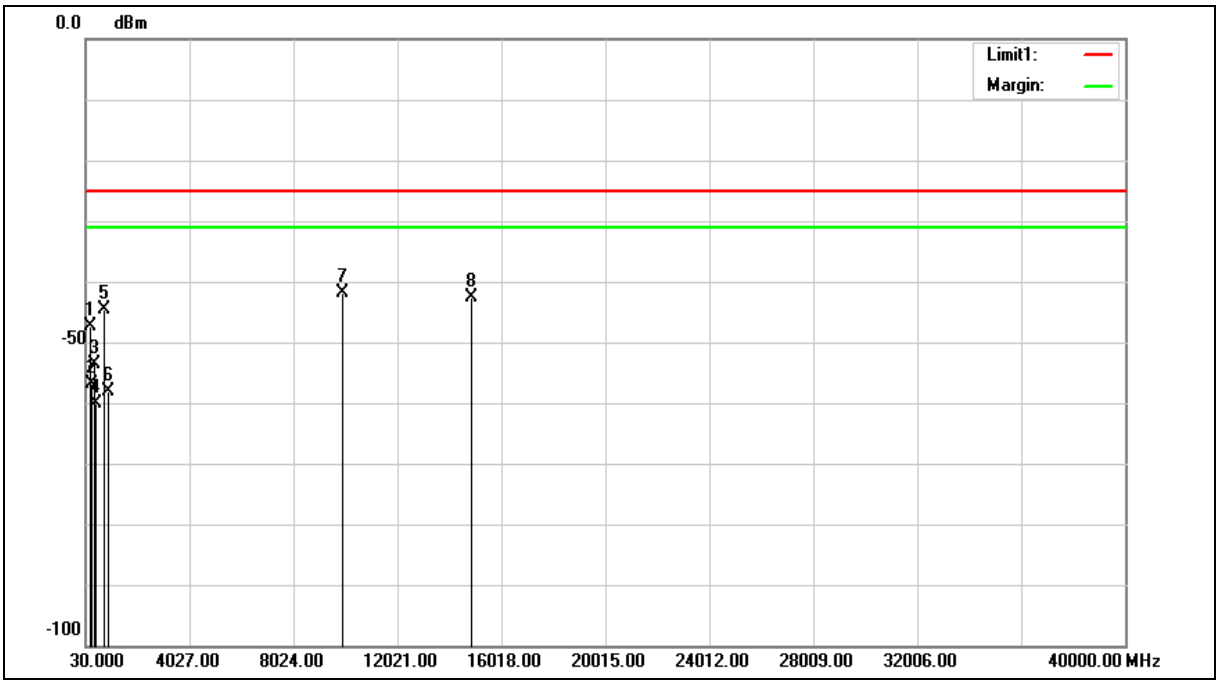

Standard:	FCC Part 90Y	Test Distance:	3 m
Test item:	Harmonic		
Frequency:	4965 MHz		
Mode:	Mode 9		
Ant.Polar.:	Horizontal		

No.	Frequency (MHz)	Reading (dBm)	Correct Factor (dB)	Result (dBm)	Limit (dBm)	Margin (dB)	Remark
1	174.5300	-45.21	-2.06	-47.27	-25.00	-22.27	RMS
2	263.7700	-54.82	-1.98	-56.80	-25.00	-31.80	RMS
3	348.1600	-53.42	-0.19	-53.61	-25.00	-28.61	RMS
4	399.5700	-60.45	0.44	-60.01	-25.00	-35.01	RMS
5	719.6700	-50.31	5.57	-44.74	-25.00	-19.74	RMS
6	900.0900	-66.37	8.22	-58.15	-25.00	-33.15	RMS
7	9930.000	-67.01	25.21	-41.80	-25.00	-16.80	RMS
8	14895.000	-42.72	0.00	-42.72	-25.00	-17.72	RMS

Note:1.Result (dBuV/m) = Correct Factor (dB/m) + Reading(dBuV).

2.Correction factor (dB/m) = Antenna Factor (dB/m) + Cable loss (dB) – Pre-Amplifier gain (dB).

3.When the peak results are less than average limit, so not need to evaluate the average.

Standard:	FCC Part 90Y	Test Distance:	3 m
Test item:	Harmonic		
Frequency:	4965 MHz		
Mode:	Mode 9		
Ant.Polar.:	Vertical		

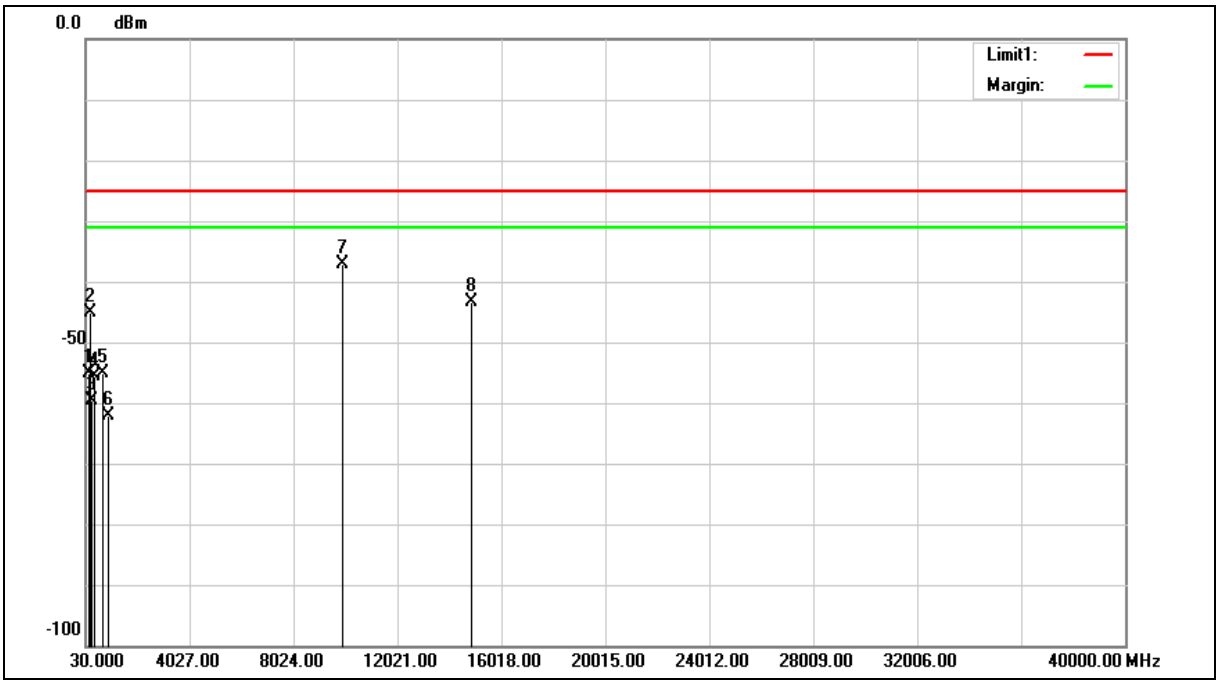

Standard:	FCC Part 90Y	Test Distance:	3 m
Test item:	Harmonic		
Frequency:	4965 MHz		
Mode:	Mode 9		
Ant.Polar.:	Vertical		

No.	Frequency (MHz)	Reading (dBm)	Correct Factor (dB)	Result (dBm)	Limit (dBm)	Margin (dB)	Remark
1	113.4200	-51.60	-3.60	-55.20	-25.00	-30.20	RMS
2	174.5300	-43.11	-2.06	-45.17	-25.00	-20.17	RMS
3	263.7700	-57.68	-1.98	-59.66	-25.00	-34.66	RMS
4	359.8000	-55.64	-0.03	-55.67	-25.00	-30.67	RMS
5	719.6700	-60.66	5.57	-55.09	-25.00	-30.09	RMS
6	900.0900	-70.33	8.22	-62.11	-25.00	-37.11	RMS
7	9930.000	-62.31	25.21	-37.10	-25.00	-12.10	RMS
8	14895.000	-43.46	0.00	-43.46	-25.00	-18.46	RMS

Note:1.Result (dBuV/m) = Correct Factor (dB/m) + Reading(dBuV).

2.Correction factor (dB/m) = Antenna Factor (dB/m) + Cable loss (dB) – Pre-Amplifier gain (dB).

3.When the peak results are less than average limit, so not need to evaluate the average.

Standard:	FCC Part 90Y	Test Distance:	3 m
Test item:	Harmonic		
Frequency:	4980 MHz		
Mode:	Mode 9		
Ant.Polar.:	Horizontal		

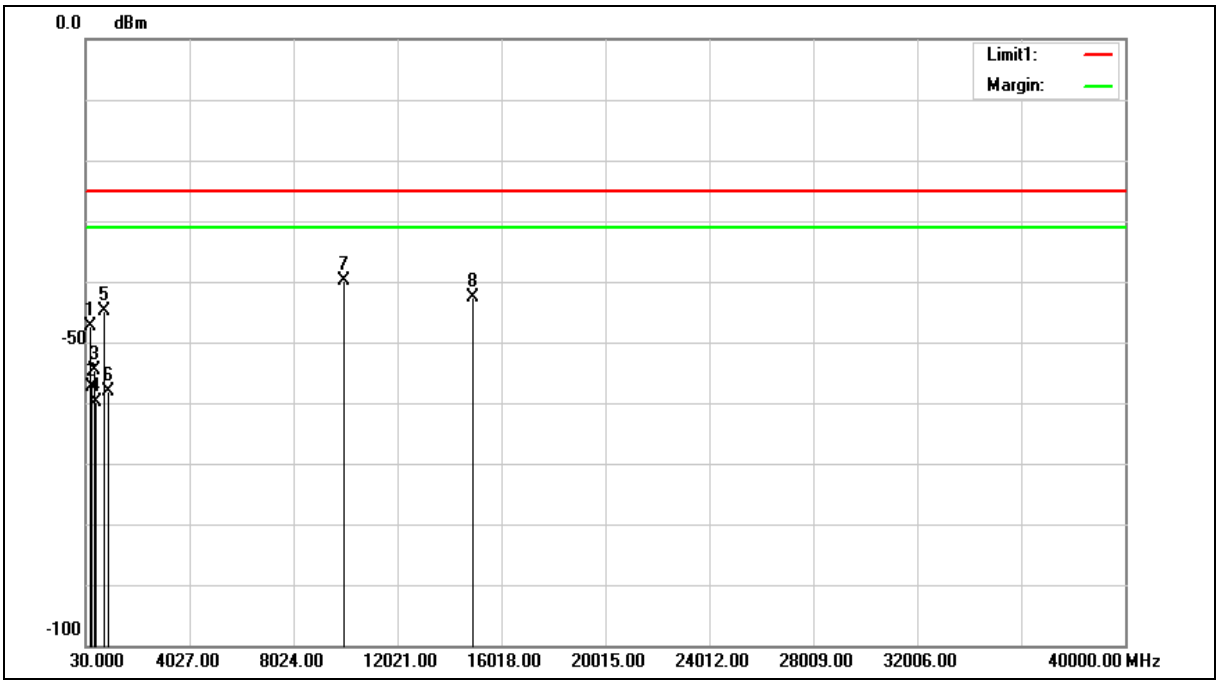

Standard:	FCC Part 90Y	Test Distance:	3 m
Test item:	Harmonic		
Frequency:	4980 MHz		
Mode:	Mode 9		
Ant.Polar.:	Horizontal		

No.	Frequency (MHz)	Reading (dBm)	Correct Factor (dB)	Result (dBm)	Limit (dBm)	Margin (dB)	Remark
1	173.5600	-45.38	-1.92	-47.30	-25.00	-22.30	RMS
2	263.7700	-55.32	-1.98	-57.30	-25.00	-32.30	RMS
3	348.1600	-54.40	-0.19	-54.59	-25.00	-29.59	RMS
4	399.5700	-60.34	0.44	-59.90	-25.00	-34.90	RMS
5	719.6700	-50.39	5.57	-44.82	-25.00	-19.82	RMS
6	900.0900	-66.38	8.22	-58.16	-25.00	-33.16	RMS
7	9960.000	-65.04	25.28	-39.76	-25.00	-14.76	RMS
8	14940.000	-73.06	30.32	-42.74	-25.00	-17.74	RMS

Note:1.Result (dBuV/m) = Correct Factor (dB/m) + Reading(dBuV).

2.Correction factor (dB/m) = Antenna Factor (dB/m) + Cable loss (dB) – Pre-Amplifier gain (dB).

3.When the peak results are less than average limit, so not need to evaluate the average.

Standard:	FCC Part 90Y	Test Distance:	3 m
Test item:	Harmonic		
Frequency:	4980 MHz		
Mode:	Mode 9		
Ant.Polar.:	Vertical		

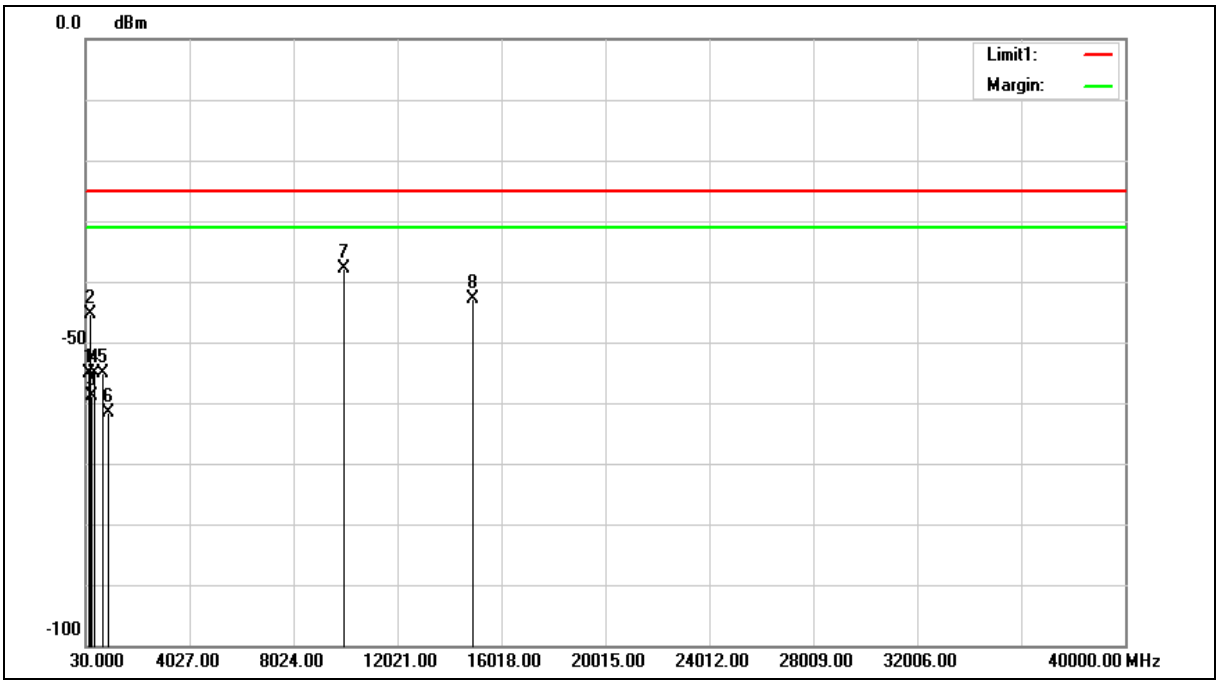

Standard:	FCC Part 90Y	Test Distance:	3 m
Test item:	Harmonic		
Frequency:	4980 MHz		
Mode:	Mode 9		
Ant.Polar.:	Vertical		

No.	Frequency (MHz)	Reading (dBm)	Correct Factor (dB)	Result (dBm)	Limit (dBm)	Margin (dB)	Remark
1	113.4200	-51.52	-3.60	-55.12	-25.00	-30.12	RMS
2	174.5300	-43.39	-2.06	-45.45	-25.00	-20.45	RMS
3	239.5200	-56.37	-2.52	-58.89	-25.00	-33.89	RMS
4	359.8000	-55.11	-0.03	-55.14	-25.00	-30.14	RMS
5	719.6700	-60.76	5.57	-55.19	-25.00	-30.19	RMS
6	900.0900	-69.87	8.22	-61.65	-25.00	-36.65	RMS
7	9960.000	-63.20	25.28	-37.92	-25.00	-12.92	RMS
8	14940.000	-73.26	30.32	-42.94	-25.00	-17.94	RMS

Note:1.Result (dBuV/m) = Correct Factor (dB/m) + Reading(dBuV).

2.Correction factor (dB/m) = Antenna Factor (dB/m) + Cable loss (dB) – Pre-Amplifier gain (dB).

3.When the peak results are less than average limit, so not need to evaluate the average.

Standard:	FCC Part 90Y	Test Distance:	3 m
Test item:	Harmonic		
Frequency:	4942.5 MHz		
Mode:	Mode 10		
Ant.Polar.:	Horizontal		

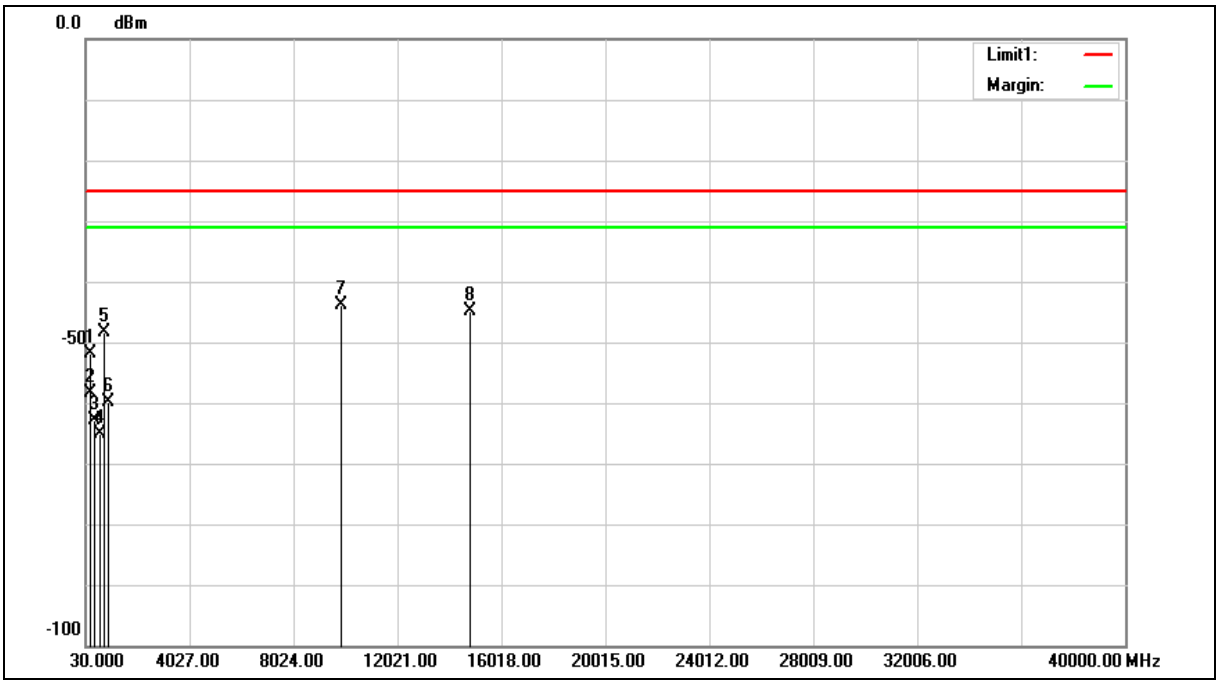

Standard:	FCC Part 90Y	Test Distance:	3 m
Test item:	Harmonic		
Frequency:	4942.5 MHz		
Mode:	Mode 10		
Ant.Polar.:	Horizontal		

No.	Frequency (MHz)	Reading (dBm)	Correct Factor (dB)	Result (dBm)	Limit (dBm)	Margin (dB)	Remark
1	174.5300	-50.20	-1.65	-51.85	-25.00	-26.85	RMS
2	227.8800	-55.58	-2.70	-58.28	-25.00	-33.28	RMS
3	350.1000	-62.89	-0.09	-62.98	-25.00	-37.98	RMS
4	549.9200	-68.77	3.76	-65.01	-25.00	-40.01	RMS
5	719.6700	-55.61	7.36	-48.25	-25.00	-23.25	RMS
6	900.0900	-69.87	9.96	-59.91	-25.00	-34.91	RMS
7	9885.000	-68.93	25.02	-43.91	-25.00	-18.91	RMS
8	14827.500	-74.99	30.01	-44.98	-25.00	-19.98	RMS

Note:1.Result (dBuV/m) = Correct Factor (dB/m) + Reading(dBuV).

2.Correction factor (dB/m) = Antenna Factor (dB/m) + Cable loss (dB) – Pre-Amplifier gain (dB).

3.When the peak results are less than average limit, so not need to evaluate the average.

Standard:	FCC Part 90Y	Test Distance:	3 m
Test item:	Harmonic		
Frequency:	4942.5 MHz		
Mode:	Mode 10		
Ant.Polar.:	Vertical		

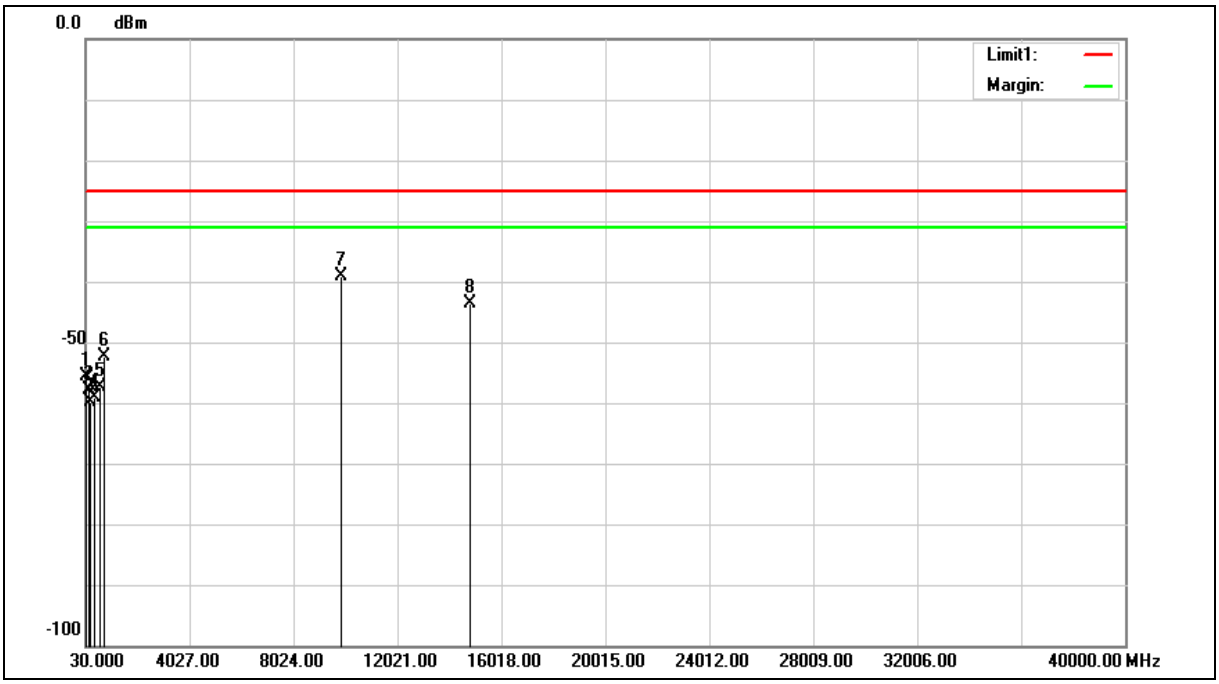

Standard:	FCC Part 90Y	Test Distance:	3 m
Test item:	Harmonic		
Frequency:	4942.5 MHz		
Mode:	Mode 10		
Ant.Polar.:	Vertical		

No.	Frequency (MHz)	Reading (dBm)	Correct Factor (dB)	Result (dBm)	Limit (dBm)	Margin (dB)	Remark
1	49.4000	-53.85	-1.76	-55.61	-25.00	-30.61	RMS
2	144.4600	-57.31	-0.57	-57.88	-25.00	-32.88	RMS
3	227.8800	-57.26	-2.70	-59.96	-25.00	-34.96	RMS
4	359.8000	-59.27	0.13	-59.14	-25.00	-34.14	RMS
5	549.9200	-61.14	3.76	-57.38	-25.00	-32.38	RMS
6	719.6700	-59.76	7.36	-52.40	-25.00	-27.40	RMS
7	9885.000	-64.10	25.02	-39.08	-25.00	-14.08	RMS
8	14827.500	-73.74	30.01	-43.73	-25.00	-18.73	RMS

Note:1.Result (dBuV/m) = Correct Factor (dB/m) + Reading(dBuV).

2.Correction factor (dB/m) = Antenna Factor (dB/m) + Cable loss (dB) – Pre-Amplifier gain (dB).

3.When the peak results are less than average limit, so not need to evaluate the average.

Standard:	FCC Part 90Y	Test Distance:	3 m
Test item:	Harmonic		
Frequency:	4967.5 MHz		
Mode:	Mode 10		
Ant.Polar.:	Horizontal		

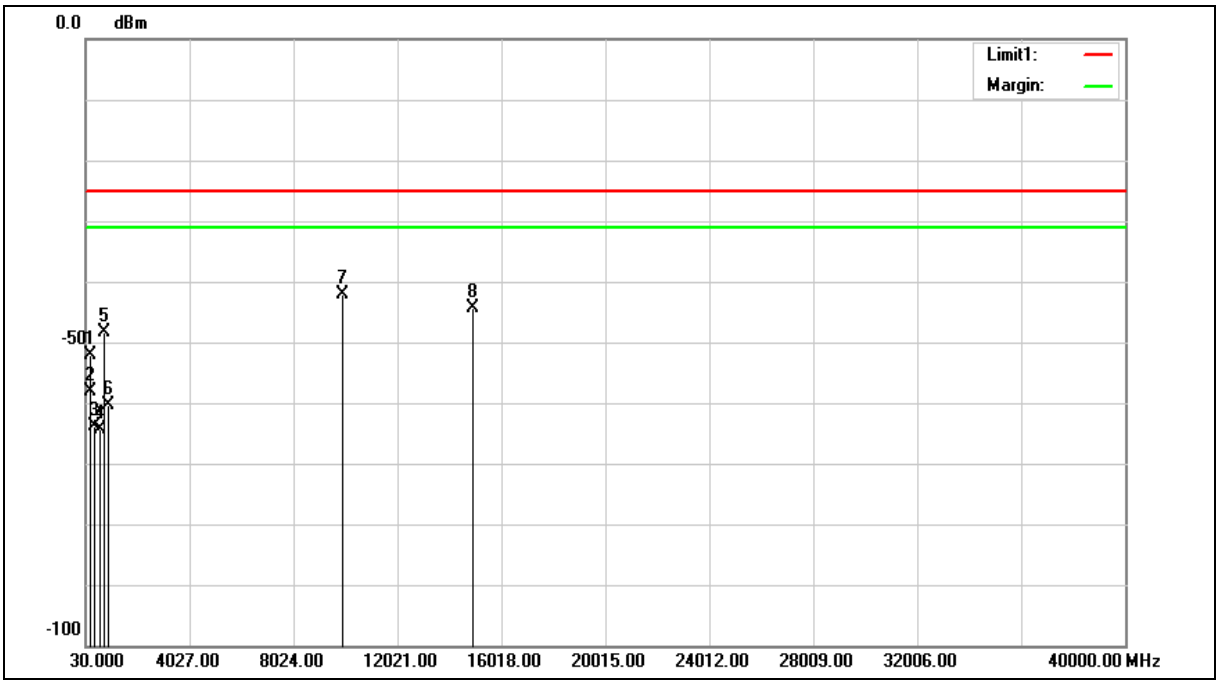

Standard:	FCC Part 90Y	Test Distance:	3 m
Test item:	Harmonic		
Frequency:	4967.5 MHz		
Mode:	Mode 10		
Ant.Polar.:	Horizontal		

No.	Frequency (MHz)	Reading (dBm)	Correct Factor (dB)	Result (dBm)	Limit (dBm)	Margin (dB)	Remark
1	174.5300	-50.37	-1.65	-52.02	-25.00	-27.02	RMS
2	227.8800	-55.40	-2.70	-58.10	-25.00	-33.10	RMS
3	350.1000	-63.68	-0.09	-63.77	-25.00	-38.77	RMS
4	549.9200	-68.22	3.76	-64.46	-25.00	-39.46	RMS
5	719.6700	-55.62	7.36	-48.26	-25.00	-23.26	RMS
6	900.0900	-70.21	9.96	-60.25	-25.00	-35.25	RMS
7	9935.000	-67.31	25.13	-42.18	-25.00	-17.18	RMS
8	14902.500	-74.55	30.15	-44.40	-25.00	-19.40	RMS

Note:1.Result (dBuV/m) = Correct Factor (dB/m) + Reading(dBuV).

2.Correction factor (dB/m) = Antenna Factor (dB/m) + Cable loss (dB) – Pre-Amplifier gain (dB).

3.When the peak results are less than average limit, so not need to evaluate the average.

Standard:	FCC Part 90Y	Test Distance:	3 m
Test item:	Harmonic		
Frequency:	4967.5 MHz		
Mode:	Mode 10		
Ant.Polar.:	Vertical		

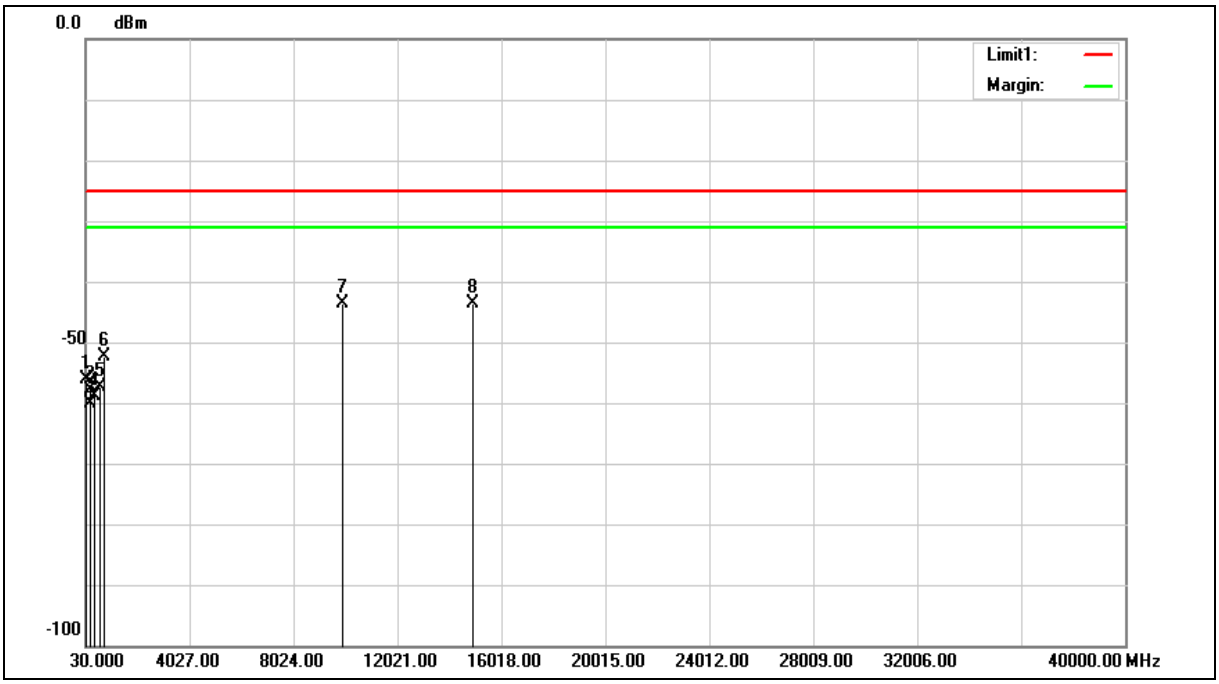

Standard:	FCC Part 90Y	Test Distance:	3 m
Test item:	Harmonic		
Frequency:	4967.5 MHz		
Mode:	Mode 10		
Ant.Polar.:	Vertical		

No.	Frequency (MHz)	Reading (dBm)	Correct Factor (dB)	Result (dBm)	Limit (dBm)	Margin (dB)	Remark
1	48.4300	-54.29	-1.74	-56.03	-25.00	-31.03	RMS
2	151.2500	-57.80	-0.08	-57.88	-25.00	-32.88	RMS
3	227.8800	-57.30	-2.70	-60.00	-25.00	-35.00	RMS
4	359.8000	-59.05	0.13	-58.92	-25.00	-33.92	RMS
5	549.9200	-61.14	3.76	-57.38	-25.00	-32.38	RMS
6	719.6700	-59.77	7.36	-52.41	-25.00	-27.41	RMS
7	9935.000	-68.80	25.13	-43.67	-25.00	-18.67	RMS
8	14902.500	-73.76	30.15	-43.61	-25.00	-18.61	RMS

Note:1.Result (dBuV/m) = Correct Factor (dB/m) + Reading(dBuV).

2.Correction factor (dB/m) = Antenna Factor (dB/m) + Cable loss (dB) – Pre-Amplifier gain (dB).

3.When the peak results are less than average limit, so not need to evaluate the average.

Standard:	FCC Part 90Y	Test Distance:	3 m
Test item:	Harmonic		
Frequency:	4987.5 MHz		
Mode:	Mode 10		
Ant.Polar.:	Horizontal		

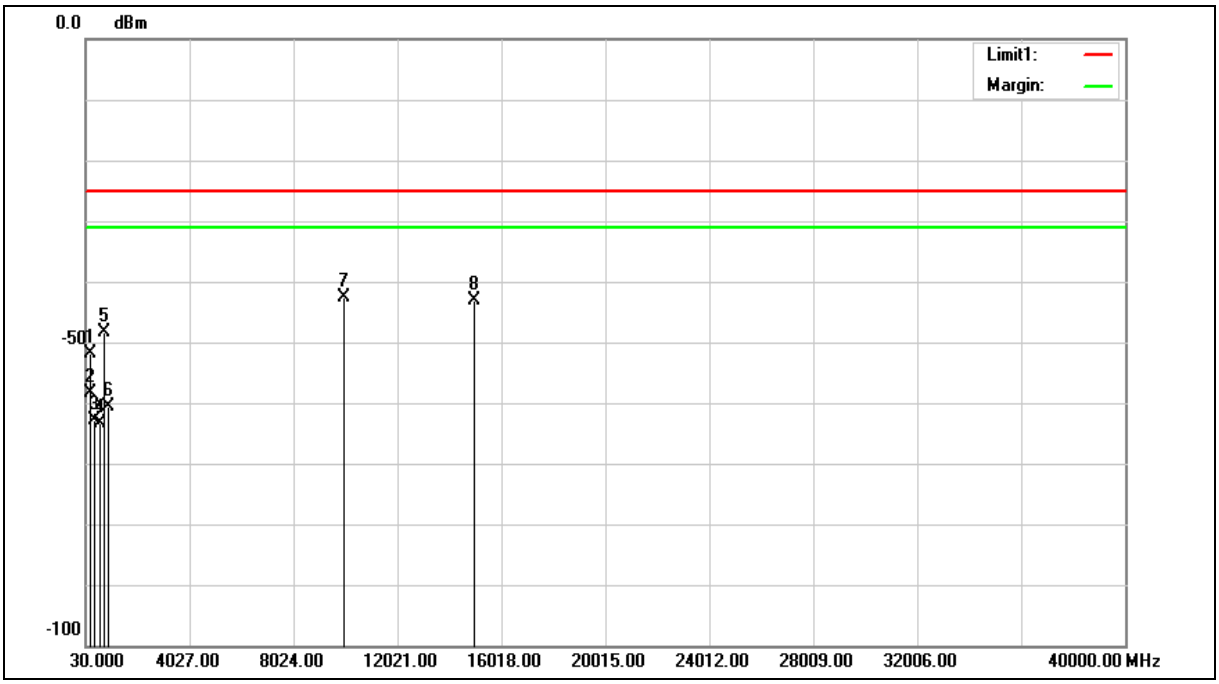

Standard:	FCC Part 90Y	Test Distance:	3 m
Test item:	Harmonic		
Frequency:	4987.5 MHz		
Mode:	Mode 10		
Ant.Polar.:	Horizontal		

No.	Frequency (MHz)	Reading (dBm)	Correct Factor (dB)	Result (dBm)	Limit (dBm)	Margin (dB)	Remark
1	175.5000	-50.18	-1.80	-51.98	-25.00	-26.98	RMS
2	227.8800	-55.66	-2.70	-58.36	-25.00	-33.36	RMS
3	350.1000	-62.73	-0.09	-62.82	-25.00	-37.82	RMS
4	549.9200	-67.24	3.76	-63.48	-25.00	-38.48	RMS
5	719.6700	-55.72	7.36	-48.36	-25.00	-23.36	RMS
6	900.0900	-70.47	9.96	-60.51	-25.00	-35.51	RMS
7	9975.000	-67.96	25.23	-42.73	-25.00	-17.73	RMS
8	14962.500	-73.43	30.24	-43.19	-25.00	-18.19	RMS

Note:1.Result (dBuV/m) = Correct Factor (dB/m) + Reading(dBuV).

2.Correction factor (dB/m) = Antenna Factor (dB/m) + Cable loss (dB) – Pre-Amplifier gain (dB).

3.When the peak results are less than average limit, so not need to evaluate the average.

Standard:	FCC Part 90Y	Test Distance:	3 m
Test item:	Harmonic		
Frequency:	4987.5 MHz		
Mode:	Mode 10		
Ant.Polar.:	Vertical		

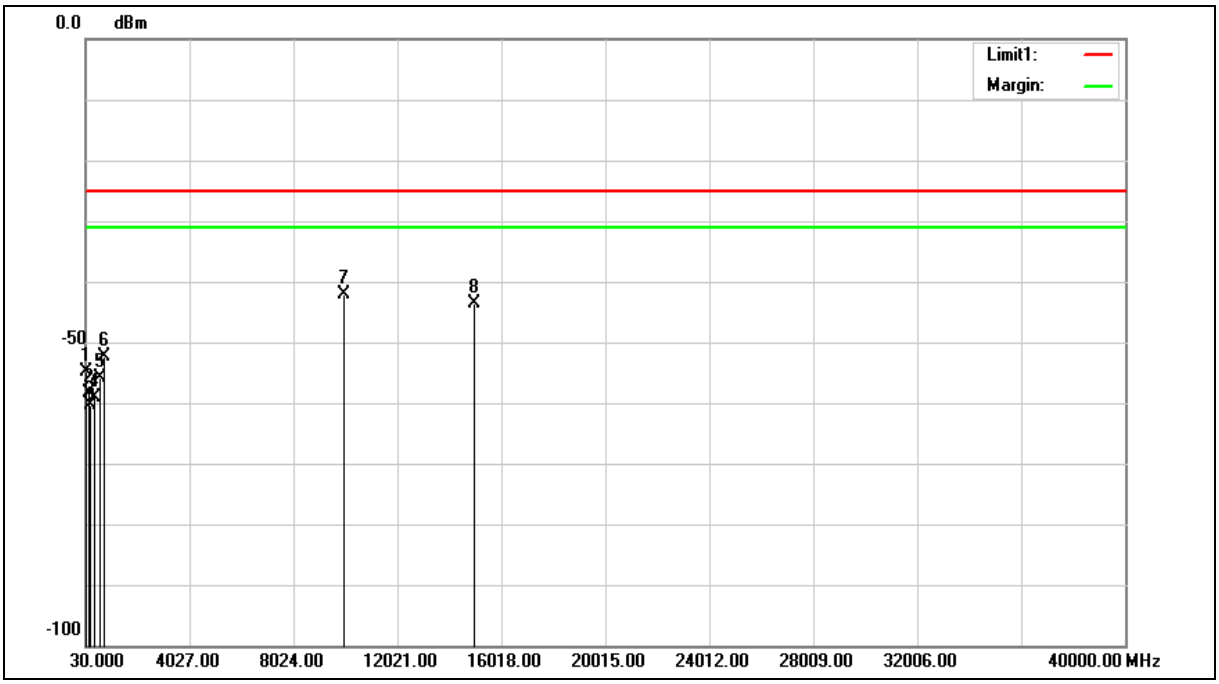

Standard:	FCC Part 90Y	Test Distance:	3 m
Test item:	Harmonic		
Frequency:	4987.5 MHz		
Mode:	Mode 10		
Ant.Polar.:	Vertical		

No.	Frequency (MHz)	Reading (dBm)	Correct Factor (dB)	Result (dBm)	Limit (dBm)	Margin (dB)	Remark
1	49.4000	-53.16	-1.76	-54.92	-25.00	-29.92	RMS
2	143.4900	-57.69	-0.63	-58.32	-25.00	-33.32	RMS
3	227.8800	-57.60	-2.70	-60.30	-25.00	-35.30	RMS
4	359.8000	-59.33	0.13	-59.20	-25.00	-34.20	RMS
5	549.9200	-59.75	3.76	-55.99	-25.00	-30.99	RMS
6	719.6700	-59.72	7.36	-52.36	-25.00	-27.36	RMS
7	9975.000	-67.35	25.23	-42.12	-25.00	-17.12	RMS
8	14962.500	-73.80	30.24	-43.56	-25.00	-18.56	RMS

Note:1.Result (dBuV/m) = Correct Factor (dB/m) + Reading(dBuV).

2.Correction factor (dB/m) = Antenna Factor (dB/m) + Cable loss (dB) – Pre-Amplifier gain (dB).

3.When the peak results are less than average limit, so not need to evaluate the average.

Standard:	FCC Part 90Y	Test Distance:	3 m
Test item:	Harmonic		
Frequency:	4945 MHz		
Mode:	Mode 11		
Ant.Polar.:	Horizontal		

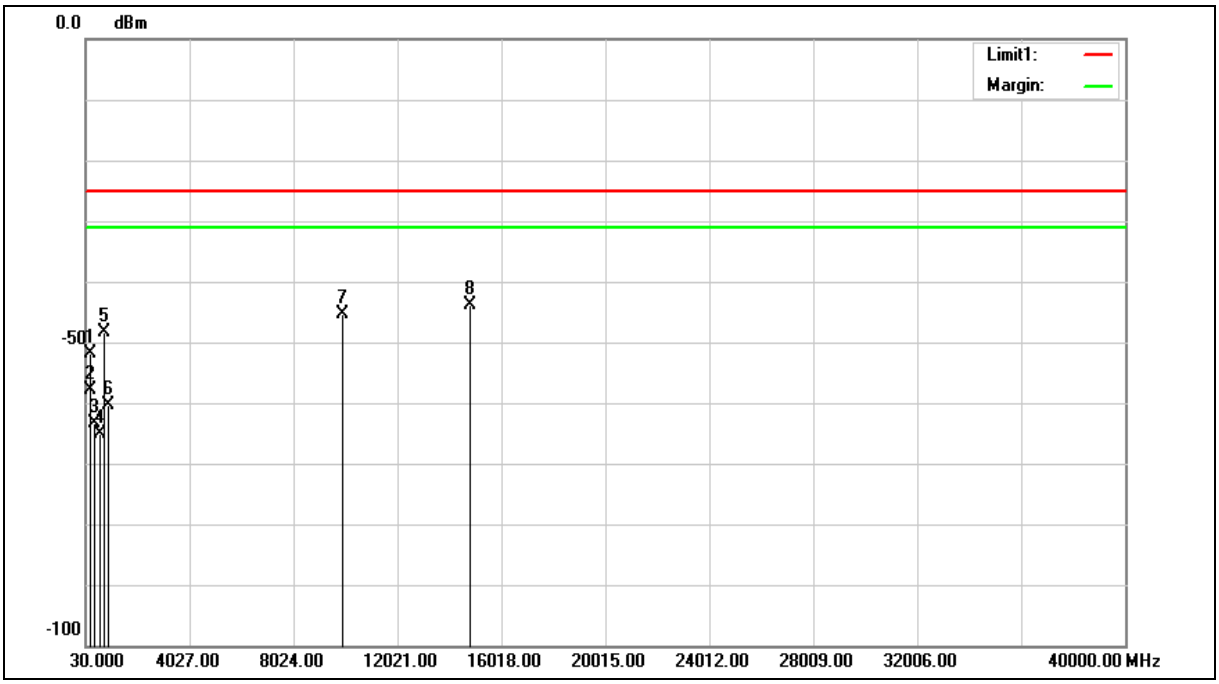

Standard:	FCC Part 90Y	Test Distance:	3 m
Test item:	Harmonic		
Frequency:	4945 MHz		
Mode:	Mode 11		
Ant.Polar.:	Horizontal		

No.	Frequency (MHz)	Reading (dBm)	Correct Factor (dB)	Result (dBm)	Limit (dBm)	Margin (dB)	Remark
1	174.5300	-50.27	-1.65	-51.92	-25.00	-26.92	RMS
2	227.8800	-55.12	-2.70	-57.82	-25.00	-32.82	RMS
3	350.1000	-63.28	-0.09	-63.37	-25.00	-38.37	RMS
4	549.9200	-68.96	3.76	-65.20	-25.00	-40.20	RMS
5	719.6700	-55.81	7.36	-48.45	-25.00	-23.45	RMS
6	900.0900	-70.45	9.96	-60.49	-25.00	-35.49	RMS
7	9890.000	-70.33	25.03	-45.30	-25.00	-20.30	RMS
8	14835.000	-73.98	30.03	-43.95	-25.00	-18.95	RMS

Note:1.Result (dBuV/m) = Correct Factor (dB/m) + Reading(dBuV).

2.Correction factor (dB/m) = Antenna Factor (dB/m) + Cable loss (dB) – Pre-Amplifier gain (dB).

3.When the peak results are less than average limit, so not need to evaluate the average.

Standard:	FCC Part 90Y	Test Distance:	3 m
Test item:	Harmonic		
Frequency:	4945 MHz		
Mode:	Mode 11		
Ant.Polar.:	Vertical		

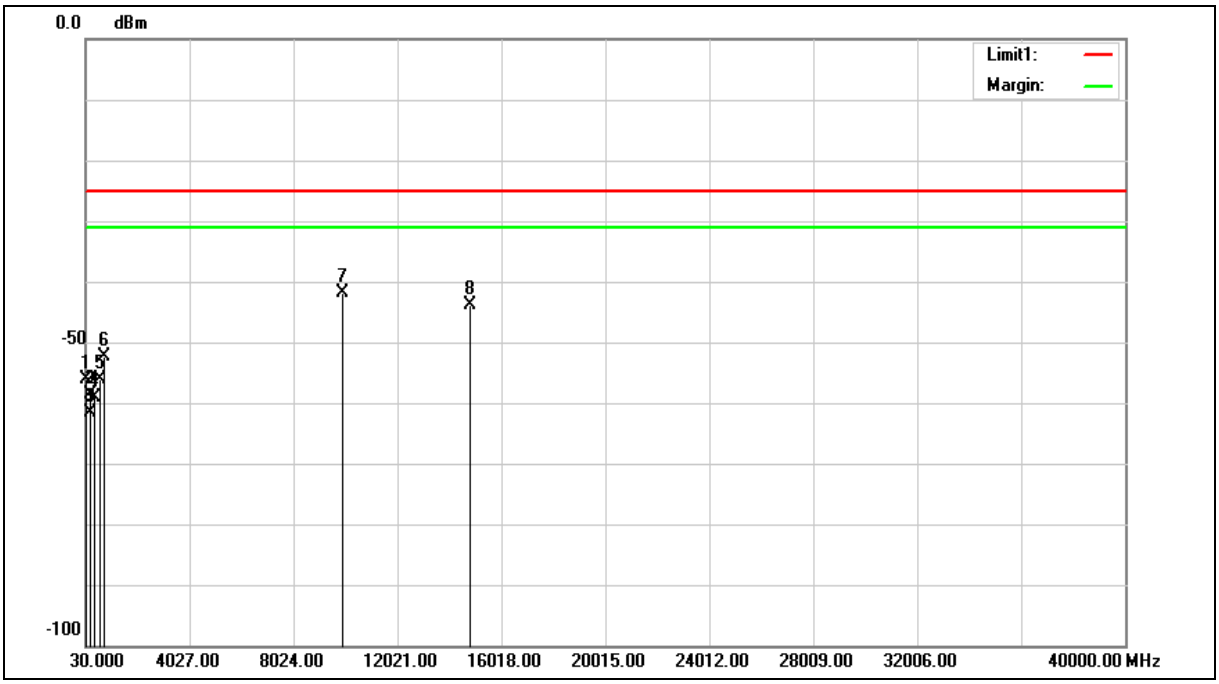

Standard:	FCC Part 90Y	Test Distance:	3 m
Test item:	Harmonic		
Frequency:	4945 MHz		
Mode:	Mode 11		
Ant.Polar.:	Vertical		

No.	Frequency (MHz)	Reading (dBm)	Correct Factor (dB)	Result (dBm)	Limit (dBm)	Margin (dB)	Remark
1	49.4000	-54.33	-1.76	-56.09	-25.00	-31.09	RMS
2	150.2800	-58.41	-0.09	-58.50	-25.00	-33.50	RMS
3	228.8500	-58.96	-2.64	-61.60	-25.00	-36.60	RMS
4	359.8000	-59.36	0.13	-59.23	-25.00	-34.23	RMS
5	549.9200	-59.77	3.76	-56.01	-25.00	-31.01	RMS
6	719.6700	-59.70	7.36	-52.34	-25.00	-27.34	RMS
7	9890.000	-67.01	25.03	-41.98	-25.00	-16.98	RMS
8	14835.000	-73.85	30.03	-43.82	-25.00	-18.82	RMS

Note:1.Result (dBuV/m) = Correct Factor (dB/m) + Reading(dBuV).

2.Correction factor (dB/m) = Antenna Factor (dB/m) + Cable loss (dB) – Pre-Amplifier gain (dB).

3.When the peak results are less than average limit, so not need to evaluate the average.

Standard:	FCC Part 90Y	Test Distance:	3 m
Test item:	Harmonic		
Frequency:	4965 MHz		
Mode:	Mode 11		
Ant.Polar.:	Horizontal		

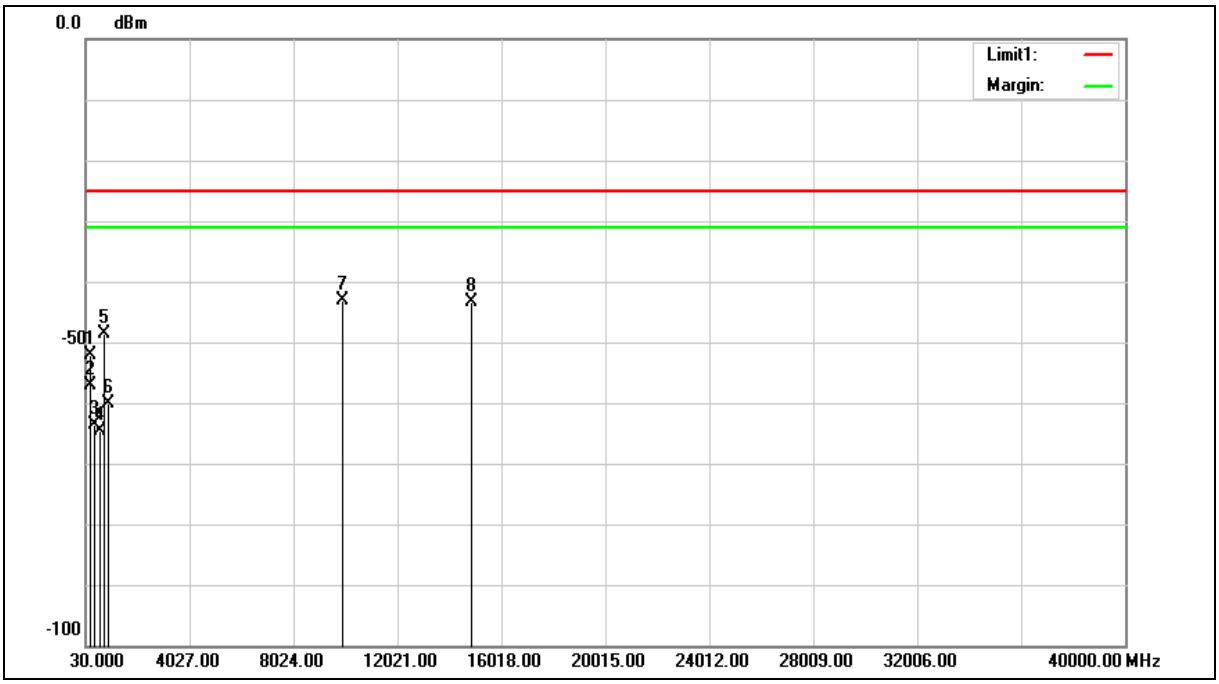

Standard:	FCC Part 90Y	Test Distance:	3 m
Test item:	Harmonic		
Frequency:	4965 MHz		
Mode:	Mode 11		
Ant.Polar.:	Horizontal		

No.	Frequency (MHz)	Reading (dBm)	Correct Factor (dB)	Result (dBm)	Limit (dBm)	Margin (dB)	Remark
1	175.5000	-50.28	-1.80	-52.08	-25.00	-27.08	RMS
2	227.8800	-54.50	-2.70	-57.20	-25.00	-32.20	RMS
3	350.1000	-63.48	-0.09	-63.57	-25.00	-38.57	RMS
4	549.9200	-68.37	3.76	-64.61	-25.00	-39.61	RMS
5	719.6700	-55.87	7.36	-48.51	-25.00	-23.51	RMS
6	900.0900	-70.12	9.96	-60.16	-25.00	-35.16	RMS
7	9930.000	-68.16	25.13	-43.03	-25.00	-18.03	RMS
8	14895.000	-73.59	30.13	-43.46	-25.00	-18.46	RMS

Note:1.Result (dBuV/m) = Correct Factor (dB/m) + Reading(dBuV).

2.Correction factor (dB/m) = Antenna Factor (dB/m) + Cable loss (dB) – Pre-Amplifier gain (dB).

3.When the peak results are less than average limit, so not need to evaluate the average.

Standard:	FCC Part 90Y	Test Distance:	3 m
Test item:	Harmonic		
Frequency:	4965 MHz		
Mode:	Mode 11		
Ant.Polar.:	Vertical		

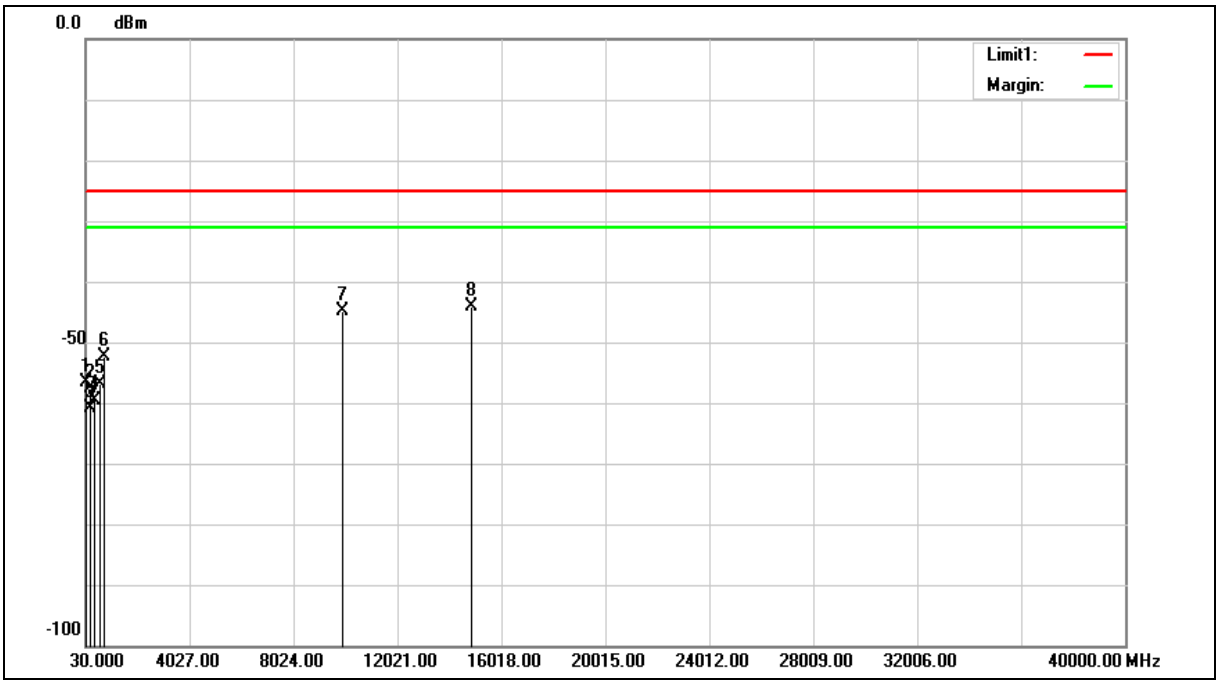

Standard:	FCC Part 90Y	Test Distance:	3 m
Test item:	Harmonic		
Frequency:	4965 MHz		
Mode:	Mode 11		
Ant.Polar.:	Vertical		

No.	Frequency (MHz)	Reading (dBm)	Correct Factor (dB)	Result (dBm)	Limit (dBm)	Margin (dB)	Remark
1	48.4300	-54.90	-1.74	-56.64	-25.00	-31.64	RMS
2	150.2800	-57.48	-0.09	-57.57	-25.00	-32.57	RMS
3	227.8800	-58.13	-2.70	-60.83	-25.00	-35.83	RMS
4	359.8000	-59.63	0.13	-59.50	-25.00	-34.50	RMS
5	549.9200	-60.71	3.76	-56.95	-25.00	-31.95	RMS
6	719.6700	-59.75	7.36	-52.39	-25.00	-27.39	RMS
7	9930.000	-70.12	25.13	-44.99	-25.00	-19.99	RMS
8	14895.000	-74.15	30.13	-44.02	-25.00	-19.02	RMS

Note:1.Result (dBuV/m) = Correct Factor (dB/m) + Reading(dBuV).

2.Correction factor (dB/m) = Antenna Factor (dB/m) + Cable loss (dB) – Pre-Amplifier gain (dB).

3.When the peak results are less than average limit, so not need to evaluate the average.

Standard:	FCC Part 90Y	Test Distance:	3 m
Test item:	Harmonic		
Frequency:	4985 MHz		
Mode:	Mode 11		
Ant.Polar.:	Horizontal		

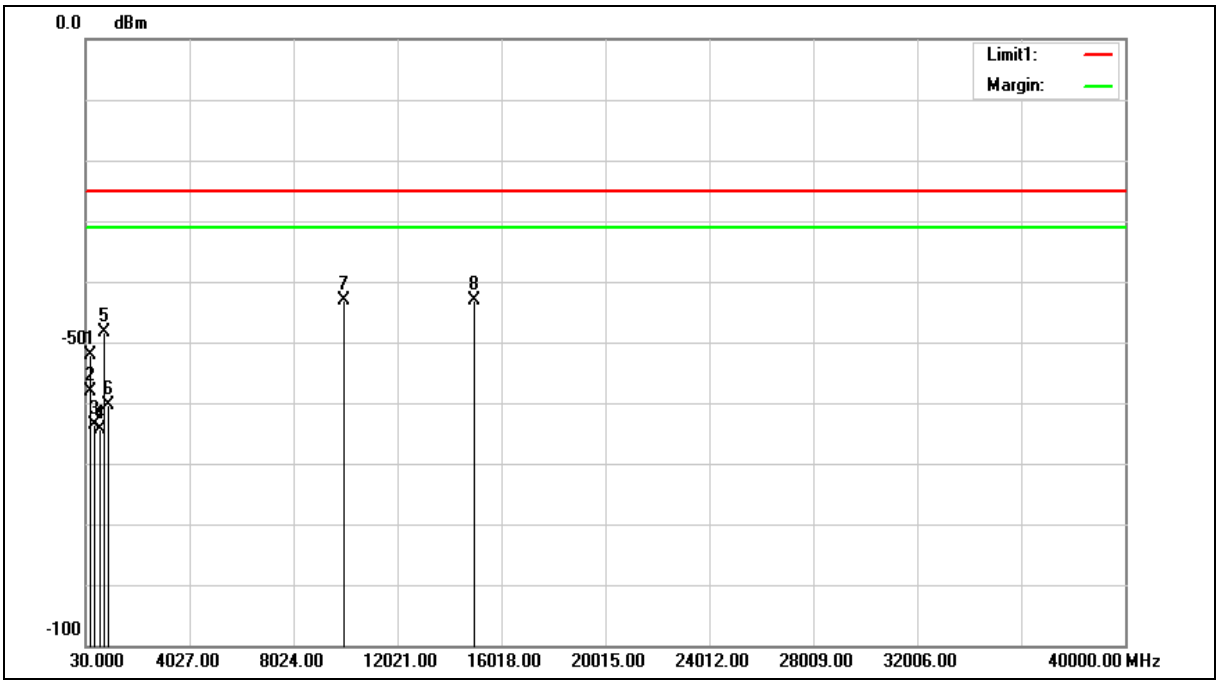

Standard:	FCC Part 90Y	Test Distance:	3 m
Test item:	Harmonic		
Frequency:	4985 MHz		
Mode:	Mode 11		
Ant.Polar.:	Horizontal		

No.	Frequency (MHz)	Reading (dBm)	Correct Factor (dB)	Result (dBm)	Limit (dBm)	Margin (dB)	Remark
1	174.5300	-50.35	-1.65	-52.00	-25.00	-27.00	RMS
2	227.8800	-55.53	-2.70	-58.23	-25.00	-33.23	RMS
3	350.1000	-63.55	-0.09	-63.64	-25.00	-38.64	RMS
4	549.9200	-68.13	3.76	-64.37	-25.00	-39.37	RMS
5	719.6700	-55.68	7.36	-48.32	-25.00	-23.32	RMS
6	900.0900	-70.30	9.96	-60.34	-25.00	-35.34	RMS
7	9970.000	-68.35	25.20	-43.15	-25.00	-18.15	RMS
8	14955.000	-73.39	30.24	-43.15	-25.00	-18.15	RMS

Note:1.Result (dBuV/m) = Correct Factor (dB/m) + Reading(dBuV).

2.Correction factor (dB/m) = Antenna Factor (dB/m) + Cable loss (dB) – Pre-Amplifier gain (dB).

3.When the peak results are less than average limit, so not need to evaluate the average.

Standard:	FCC Part 90Y	Test Distance:	3 m
Test item:	Harmonic		
Frequency:	4985 MHz		
Mode:	Mode 11		
Ant.Polar.:	Vertical		

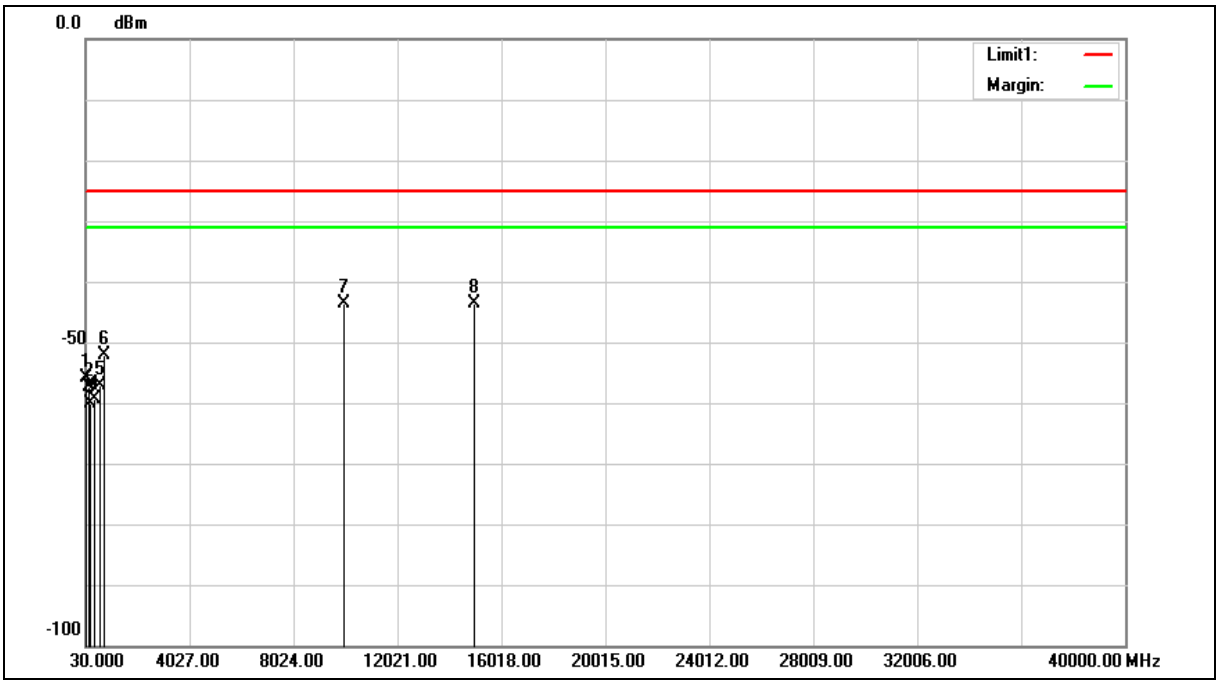

Standard:	FCC Part 90Y	Test Distance:	3 m
Test item:	Harmonic		
Frequency:	4985 MHz		
Mode:	Mode 11		
Ant.Polar.:	Vertical		

No.	Frequency (MHz)	Reading (dBm)	Correct Factor (dB)	Result (dBm)	Limit (dBm)	Margin (dB)	Remark
1	49.4000	-54.16	-1.76	-55.92	-25.00	-30.92	RMS
2	144.4600	-56.85	-0.57	-57.42	-25.00	-32.42	RMS
3	227.8800	-57.34	-2.70	-60.04	-25.00	-35.04	RMS
4	359.8000	-59.49	0.13	-59.36	-25.00	-34.36	RMS
5	549.9200	-60.76	3.76	-57.00	-25.00	-32.00	RMS
6	719.6700	-59.52	7.36	-52.16	-25.00	-27.16	RMS
7	9970.000	-68.73	25.20	-43.53	-25.00	-18.53	RMS
8	14955.000	-73.74	30.24	-43.50	-25.00	-18.50	RMS

Note:1.Result (dBuV/m) = Correct Factor (dB/m) + Reading(dBuV).

2.Correction factor (dB/m) = Antenna Factor (dB/m) + Cable loss (dB) – Pre-Amplifier gain (dB).

3.When the peak results are less than average limit, so not need to evaluate the average.

Standard:	FCC Part 90Y	Test Distance:	3 m
Test item:	Harmonic		
Frequency:	4950 MHz		
Mode:	Mode 12		
Ant.Polar.:	Horizontal		

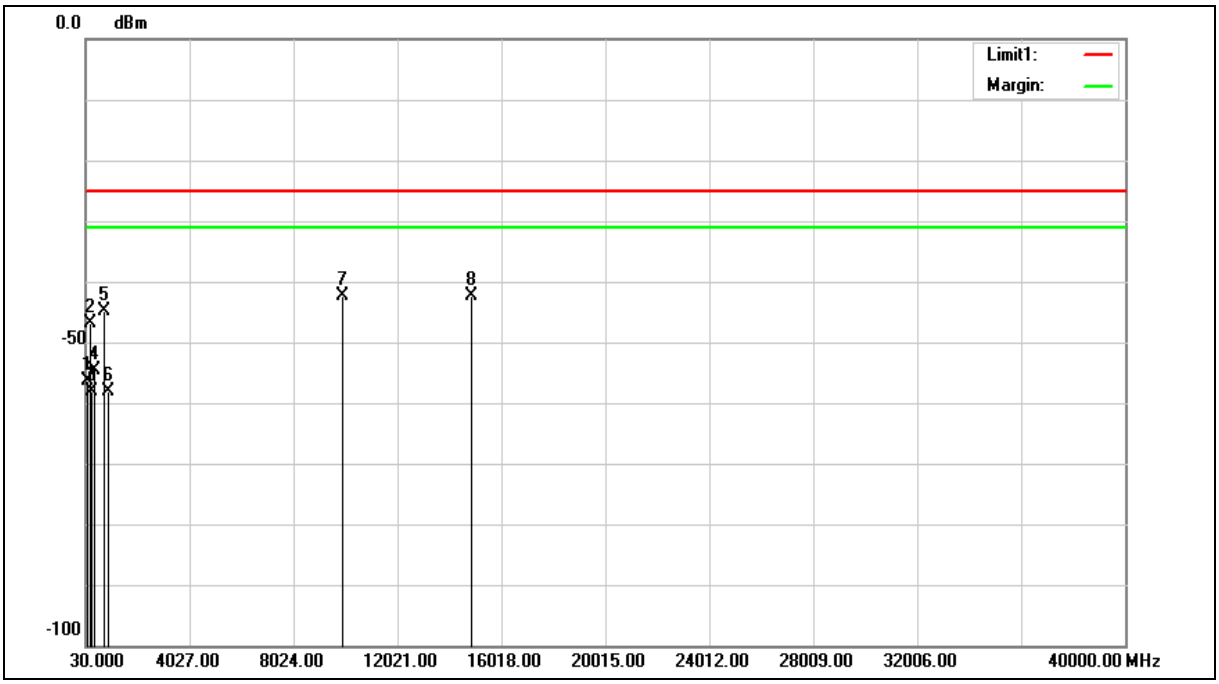

Standard:	FCC Part 90Y	Test Distance:	3 m
Test item:	Harmonic		
Frequency:	4950 MHz		
Mode:	Mode 12		
Ant.Polar.:	Horizontal		

No.	Frequency (MHz)	Reading (dBm)	Correct Factor (dB)	Result (dBm)	Limit (dBm)	Margin (dB)	Remark
1	113.4200	-52.84	-3.60	-56.44	-25.00	-31.44	RMS
2	173.5600	-44.94	-1.92	-46.86	-25.00	-21.86	RMS
3	263.7700	-56.22	-1.98	-58.20	-25.00	-33.20	RMS
4	348.1600	-54.35	-0.19	-54.54	-25.00	-29.54	RMS
5	719.6700	-50.38	5.57	-44.81	-25.00	-19.81	RMS
6	900.0900	-66.27	8.22	-58.05	-25.00	-33.05	RMS
7	9900.000	-67.42	25.12	-42.30	-25.00	-17.30	RMS
8	14850.000	-72.61	30.19	-42.42	-25.00	-17.42	RMS

Note:1.Result (dBuV/m) = Correct Factor (dB/m) + Reading(dBuV).

2.Correction factor (dB/m) = Antenna Factor (dB/m) + Cable loss (dB) – Pre-Amplifier gain (dB).

3.When the peak results are less than average limit, so not need to evaluate the average.

Standard:	FCC Part 90Y	Test Distance:	3 m
Test item:	Harmonic		
Frequency:	4950 MHz		
Mode:	Mode 12		
Ant.Polar.:	Vertical		

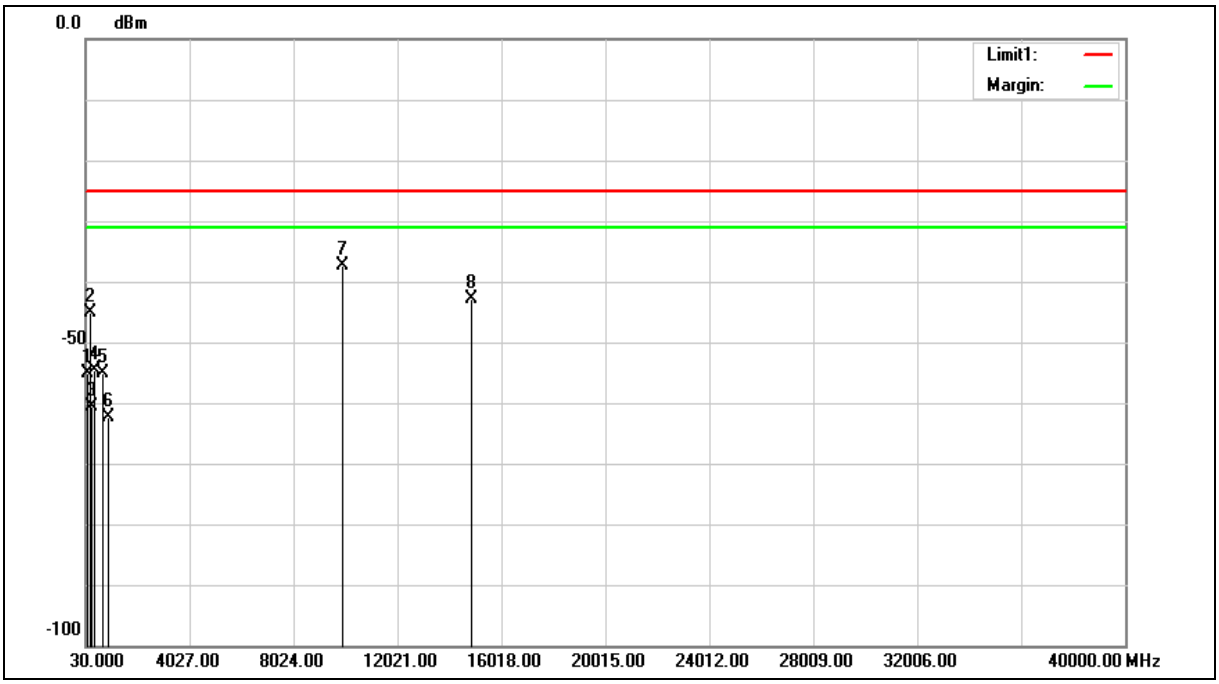

Standard:	FCC Part 90Y	Test Distance:	3 m
Test item:	Harmonic		
Frequency:	4950 MHz		
Mode:	Mode 12		
Ant.Polar.:	Vertical		

No.	Frequency (MHz)	Reading (dBm)	Correct Factor (dB)	Result (dBm)	Limit (dBm)	Margin (dB)	Remark
1	108.5700	-50.98	-4.23	-55.21	-25.00	-30.21	RMS
2	174.5300	-43.11	-2.06	-45.17	-25.00	-20.17	RMS
3	263.7700	-58.65	-1.98	-60.63	-25.00	-35.63	RMS
4	359.8000	-54.65	-0.03	-54.68	-25.00	-29.68	RMS
5	719.6700	-60.80	5.57	-55.23	-25.00	-30.23	RMS
6	900.0900	-70.57	8.22	-62.35	-25.00	-37.35	RMS
7	9900.000	-62.56	25.13	-37.43	-25.00	-12.43	RMS
8	14850.000	-73.15	30.19	-42.96	-25.00	-17.96	RMS

Note:1.Result (dBuV/m) = Correct Factor (dB/m) + Reading(dBuV).

2.Correction factor (dB/m) = Antenna Factor (dB/m) + Cable loss (dB) – Pre-Amplifier gain (dB).

3.When the peak results are less than average limit, so not need to evaluate the average.

Standard:	FCC Part 90Y	Test Distance:	3 m
Test item:	Harmonic		
Frequency:	4965 MHz		
Mode:	Mode 12		
Ant.Polar.:	Horizontal		

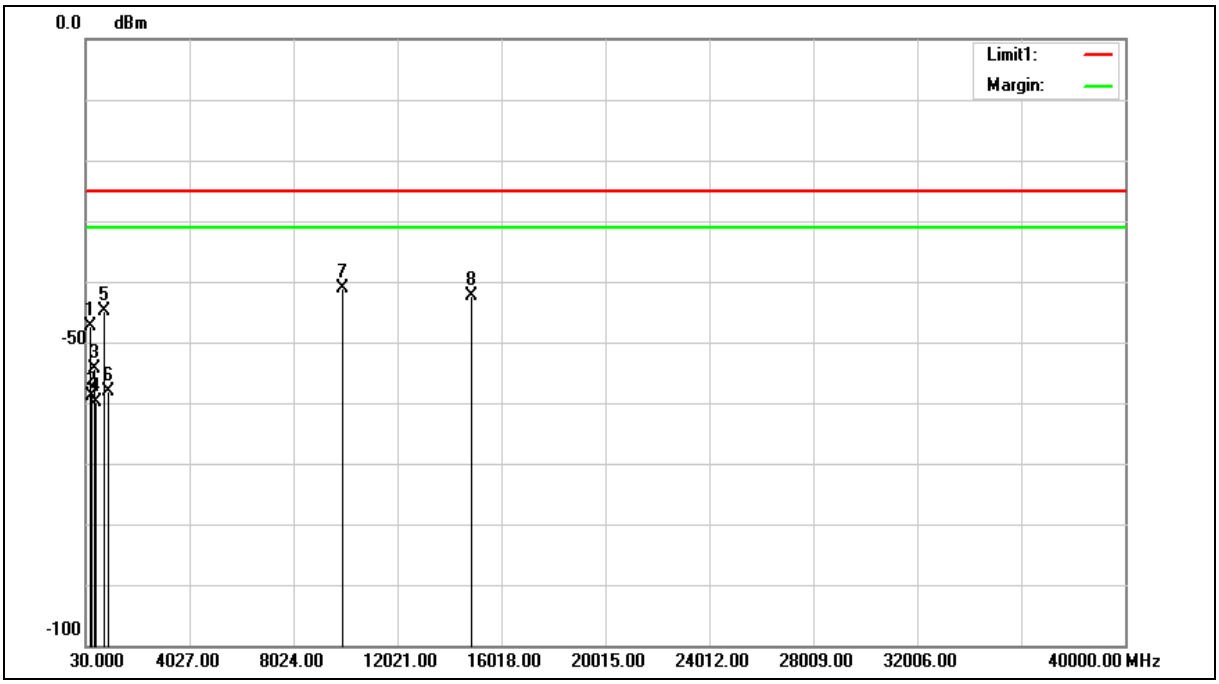

Standard:	FCC Part 90Y	Test Distance:	3 m
Test item:	Harmonic		
Frequency:	4965 MHz		
Mode:	Mode 12		
Ant.Polar.:	Horizontal		

No.	Frequency (MHz)	Reading (dBm)	Correct Factor (dB)	Result (dBm)	Limit (dBm)	Margin (dB)	Remark
1	173.5600	-45.36	-1.92	-47.28	-25.00	-22.28	RMS
2	263.7700	-56.87	-1.98	-58.85	-25.00	-33.85	RMS
3	348.1600	-54.28	-0.19	-54.47	-25.00	-29.47	RMS
4	400.5400	-60.23	0.46	-59.77	-25.00	-34.77	RMS
5	719.6700	-50.38	5.57	-44.81	-25.00	-19.81	RMS
6	900.0900	-66.33	8.22	-58.11	-25.00	-33.11	RMS
7	9930.000	-66.23	25.21	-41.02	-25.00	-16.02	RMS
8	14895.000	-72.59	30.25	-42.34	-25.00	-17.34	RMS

Note:1.Result (dBuV/m) = Correct Factor (dB/m) + Reading(dBuV).

2.Correction factor (dB/m) = Antenna Factor (dB/m) + Cable loss (dB) – Pre-Amplifier gain (dB).

3.When the peak results are less than average limit, so not need to evaluate the average.

Standard:	FCC Part 90Y	Test Distance:	3 m
Test item:	Harmonic		
Frequency:	4965 MHz		
Mode:	Mode 12		
Ant.Polar.:	Vertical		

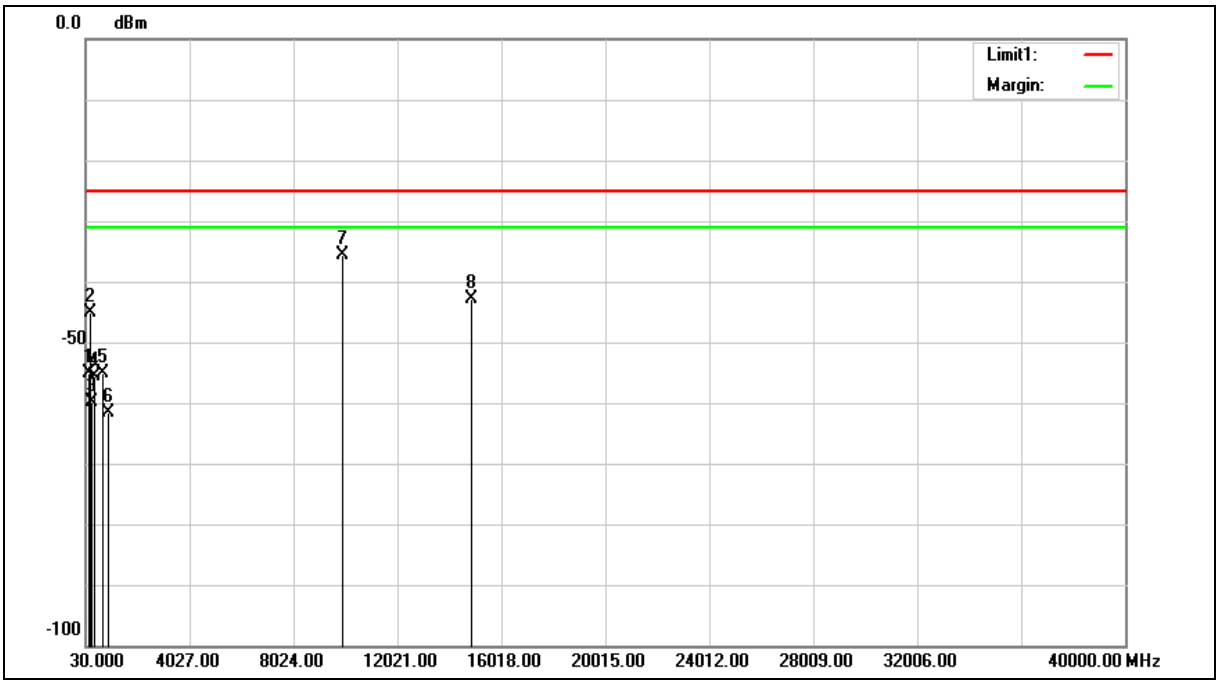

Standard:	FCC Part 90Y	Test Distance:	3 m
Test item:	Harmonic		
Frequency:	4965 MHz		
Mode:	Mode 12		
Ant.Polar.:	Vertical		

No.	Frequency (MHz)	Reading (dBm)	Correct Factor (dB)	Result (dBm)	Limit (dBm)	Margin (dB)	Remark
1	113.4200	-51.44	-3.60	-55.04	-25.00	-30.04	RMS
2	174.5300	-42.97	-2.06	-45.03	-25.00	-20.03	RMS
3	263.7700	-57.79	-1.98	-59.77	-25.00	-34.77	RMS
4	359.8000	-55.56	-0.03	-55.59	-25.00	-30.59	RMS
5	719.6700	-60.67	5.57	-55.10	-25.00	-30.10	RMS
6	900.0900	-69.82	8.22	-61.60	-25.00	-36.60	RMS
7	9930.000	-60.72	25.21	-35.51	-25.00	-10.51	RMS
8	14895.000	-73.12	30.25	-42.87	-25.00	-17.87	RMS

Note:1.Result (dBuV/m) = Correct Factor (dB/m) + Reading(dBuV).

2.Correction factor (dB/m) = Antenna Factor (dB/m) + Cable loss (dB) – Pre-Amplifier gain (dB).

3.When the peak results are less than average limit, so not need to evaluate the average.

Standard:	FCC Part 90Y	Test Distance:	3 m
Test item:	Harmonic		
Frequency:	4980 MHz		
Mode:	Mode 12		
Ant.Polar.:	Horizontal		

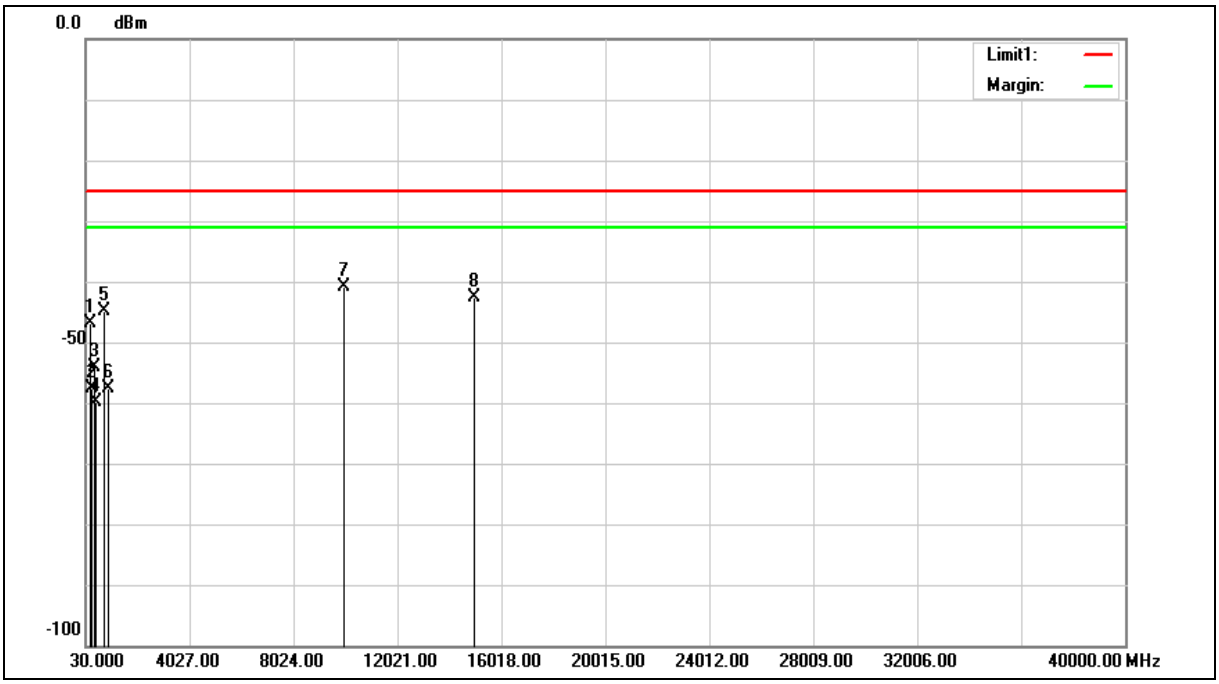

Standard:	FCC Part 90Y	Test Distance:	3 m
Test item:	Harmonic		
Frequency:	4980 MHz		
Mode:	Mode 12		
Ant.Polar.:	Horizontal		

No.	Frequency (MHz)	Reading (dBm)	Correct Factor (dB)	Result (dBm)	Limit (dBm)	Margin (dB)	Remark
1	173.5600	-45.07	-1.92	-46.99	-25.00	-21.99	RMS
2	263.7700	-55.72	-1.98	-57.70	-25.00	-32.70	RMS
3	348.1600	-54.04	-0.19	-54.23	-25.00	-29.23	RMS
4	399.5700	-60.23	0.44	-59.79	-25.00	-34.79	RMS
5	719.6700	-50.35	5.57	-44.78	-25.00	-19.78	RMS
6	900.0900	-65.95	8.22	-57.73	-25.00	-32.73	RMS
7	9960.000	-66.15	25.28	-40.87	-25.00	-15.87	RMS
8	14940.000	-73.03	30.32	-42.71	-25.00	-17.71	RMS

Note:1.Result (dBuV/m) = Correct Factor (dB/m) + Reading(dBuV).

2.Correction factor (dB/m) = Antenna Factor (dB/m) + Cable loss (dB) – Pre-Amplifier gain (dB).

3.When the peak results are less than average limit, so not need to evaluate the average.

Standard:	FCC Part 90Y	Test Distance:	3 m
Test item:	Harmonic		
Frequency:	4980 MHz		
Mode:	Mode 12		
Ant.Polar.:	Vertical		

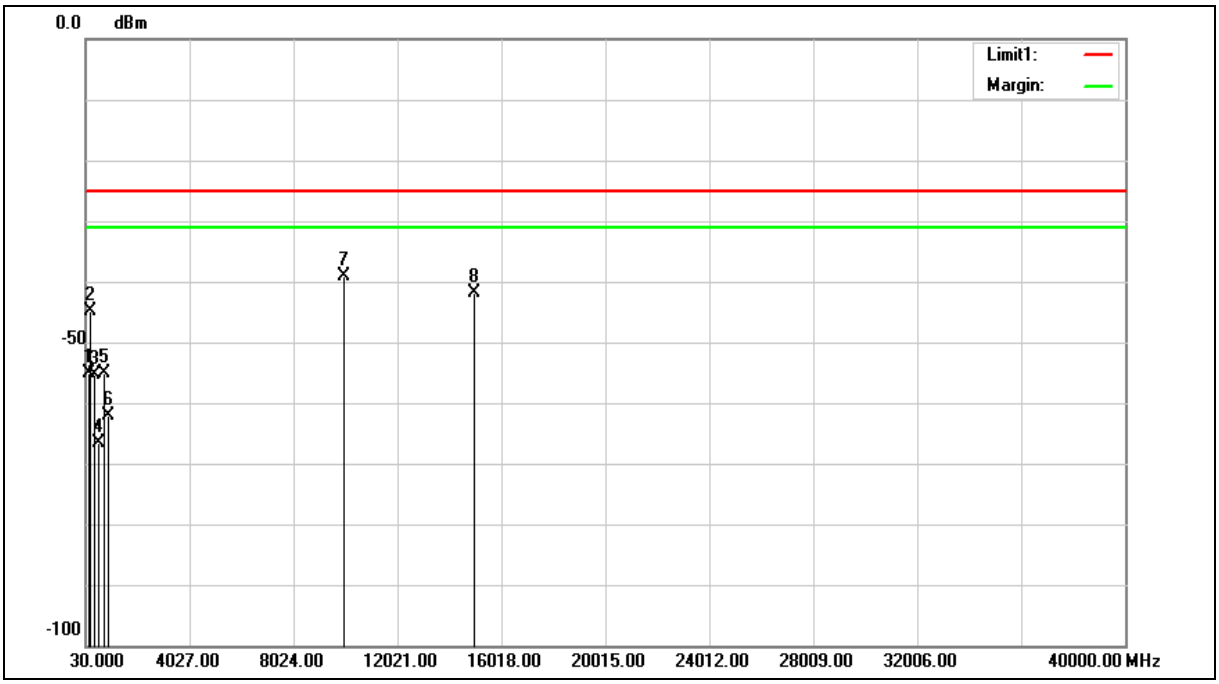

Standard:	FCC Part 90Y	Test Distance:	3 m
Test item:	Harmonic		
Frequency:	4980 MHz		
Mode:	Mode 12		
Ant.Polar.:	Vertical		

No.	Frequency (MHz)	Reading (dBm)	Correct Factor (dB)	Result (dBm)	Limit (dBm)	Margin (dB)	Remark
1	112.4500	-51.42	-3.72	-55.14	-25.00	-30.14	RMS
2	173.5600	-43.00	-1.92	-44.92	-25.00	-19.92	RMS
3	359.8000	-55.46	-0.03	-55.49	-25.00	-30.49	RMS
4	522.7600	-69.00	2.36	-66.64	-25.00	-41.64	RMS
5	719.6700	-60.72	5.57	-55.15	-25.00	-30.15	RMS
6	900.0900	-70.36	8.22	-62.14	-25.00	-37.14	RMS
7	9960.000	-64.32	25.28	-39.04	-25.00	-14.04	RMS
8	14940.000	-72.20	30.32	-41.88	-25.00	-16.88	RMS

Note:1.Result (dBuV/m) = Correct Factor (dB/m) + Reading(dBuV).

2.Correction factor (dB/m) = Antenna Factor (dB/m) + Cable loss (dB) – Pre-Amplifier gain (dB).

3.When the peak results are less than average limit, so not need to evaluate the average.

3.8. Frequency Stability for Temperature & Voltage

Frequency Stability (Temperature Variation)

Test Mode	Mode 1: SISO_5 MHz Continuous TX mode (Legacy)				
Frequency (MHz)	Temp. (ºC)	Lower Frequency (MHz)	Lower Limit (MHz)	Upper Frequency (MHz)	Upperr Limit (MHz)
4942.5 MHz	-40	4940.3200	4940.0000	4944.7000	4945.0000
	-30	4940.3800	4940.0000	4944.7200	4945.0000
	-20	4940.3400	4940.0000	4944.6700	4945.0000
	-10	4940.3800	4940.0000	4944.7700	4945.0000
	0	4940.2900	4940.0000	4944.7000	4945.0000
	10	4940.3900	4940.0000	4944.7700	4945.0000
	20(Normal)	4940.3000	4940.0000	4944.7200	4945.0000
	30	4940.2300	4940.0000	4944.6400	4945.0000
	40	4940.2300	4940.0000	4944.7300	4945.0000
	50	4940.3300	4940.0000	4944.6400	4945.0000
	60	4940.3100	4940.0000	4944.6800	4945.0000
	70	4940.2300	4940.0000	4944.7900	4945.0000
	80	4940.2300	4940.0000	4944.6400	4945.0000

Frequency Stability vs. Voltage

Test Mode	Mode 1: SISO_5 MHz Continuous TX mode (Legacy)				
Frequency (MHz)	Voltage	Lower Frequency (MHz)	Lower Limit (MHz)	Upper Frequency (MHz)	Upperr Limit (MHz)
4942.5 MHz	Low	4940.3700	4940.0000	4944.7200	4945.0000
	Normal	4940.2300	4940.0000	4944.8100	4945.0000
	High	4940.2100	4940.0000	4944.7000	4945.0000

Frequency Stability (Temperature Variation)

Test Mode	Mode 1: SISO_5 MHz Continuous TX mode (Legacy)				
Frequency (MHz)	Temp. (°C)	Lower Frequency (MHz)	Lower Limit (MHz)	Upper Frequency (MHz)	Upperr Limit (MHz)
4967.5 MHz	-40	4965.2500	4965.0000	4969.6000	4970.0000
	-30	4965.3400	4965.0000	4969.7100	4970.0000
	-20	4965.3600	4965.0000	4969.6500	4970.0000
	-10	4965.2500	4965.0000	4969.5900	4970.0000
	0	4965.3100	4965.0000	4969.6100	4970.0000
	10	4965.4000	4965.0000	4969.5900	4970.0000
	20(Normal)	4965.3000	4965.0000	4969.6800	4970.0000
	30	4965.3200	4965.0000	4969.6400	4970.0000
	40	4965.2300	4965.0000	4969.6000	4970.0000
	50	4965.2400	4965.0000	4969.6600	4970.0000
	60	4965.3800	4965.0000	4969.5900	4970.0000
	70	4965.3600	4965.0000	4969.7100	4970.0000
	80	4965.3900	4965.0000	4969.7400	4970.0000

Frequency Stability vs. Voltage

Test Mode	Mode 1: SISO_5 MHz Continuous TX mode (Legacy)				
Frequency (MHz)	Voltage	Lower Frequency (MHz)	Lower Limit (MHz)	Upper Frequency (MHz)	Upperr Limit (MHz)
4967.5 MHz	Low	4965.3900	4965.0000	4969.7500	4970.0000
	Normal	4965.2200	4965.0000	4969.6100	4970.0000
	High	4965.2500	4965.0000	4969.6500	4970.0000

Frequency Stability (Temperature Variation)

Test Mode	Mode 1: SISO_5 MHz Continuous TX mode (Legacy)				
Frequency (MHz)	Temp. (°C)	Lower Frequency (MHz)	Lower Limit (MHz)	Upper Frequency (MHz)	Upperr Limit (MHz)
4987.5 MHz	-40	4985.2100	4985.0000	4989.6200	4990.0000
	-30	4985.3800	4985.0000	4989.6900	4990.0000
	-20	4985.4000	4985.0000	4989.7300	4990.0000
	-10	4985.2000	4985.0000	4989.7400	4990.0000
	0	4985.2200	4985.0000	4989.6600	4990.0000
	10	4985.3600	4985.0000	4989.5700	4990.0000
	20(Normal)	4985.3000	4985.0000	4989.6600	4990.0000
	30	4985.2200	4985.0000	4989.5700	4990.0000
	40	4985.2000	4985.0000	4989.7200	4990.0000
	50	4985.2300	4985.0000	4989.6100	4990.0000
	60	4985.3800	4985.0000	4989.5700	4990.0000
	70	4985.3400	4985.0000	4989.6700	4990.0000
	80	4985.2600	4985.0000	4989.6200	4990.0000

Frequency Stability vs. Voltage

Test Mode	Mode 1: SISO_5 MHz Continuous TX mode (Legacy)				
Frequency (MHz)	Voltage	Lower Frequency (MHz)	Lower Limit (MHz)	Upper Frequency (MHz)	Upperr Limit (MHz)
4987.5 MHz	Low	4985.3300	4985.0000	4989.6200	4990.0000
	Normal	4985.3100	4985.0000	4989.6900	4990.0000
	High	4985.2100	4985.0000	4989.6500	4990.0000

Frequency Stability (Temperature Variation)

Test Mode	Mode 2: SISO_10 MHz Continuous TX mode (Legacy)				
Frequency (MHz)	Temp. (°C)	Lower Frequency (MHz)	Lower Limit (MHz)	Upper Frequency (MHz)	Upperr Limit (MHz)
4945 MHz	-40	4940.4600	4940.0000	4949.3400	4950.0000
	-30	4940.5900	4940.0000	4949.3800	4950.0000
	-20	4940.5200	4940.0000	4949.4300	4950.0000
	-10	4940.4400	4940.0000	4949.2800	4950.0000
	0	4940.6100	4940.0000	4949.3900	4950.0000
	10	4940.4700	4940.0000	4949.3500	4950.0000
	20(Normal)	4940.5200	4940.0000	4949.3600	4950.0000
	30	4940.4200	4940.0000	4949.3900	4950.0000
	40	4940.6000	4940.0000	4949.3300	4950.0000
	50	4940.6000	4940.0000	4949.3200	4950.0000
	60	4940.6100	4940.0000	4949.3700	4950.0000
	70	4940.6100	4940.0000	4949.4100	4950.0000
	80	4940.6000	4940.0000	4949.3000	4950.0000

Frequency Stability vs. Voltage

Test Mode	Mode 2: SISO_10 MHz Continuous TX mode (Legacy)				
Frequency (MHz)	Voltage	Lower Frequency (MHz)	Lower Limit (MHz)	Upper Frequency (MHz)	Upperr Limit (MHz)
4945 MHz	Low	4940.5500	4940.0000	4949.4300	4950.0000
	Normal	4940.4300	4940.0000	4949.4400	4950.0000
	High	4940.4800	4940.0000	4949.3300	4950.0000

Frequency Stability (Temperature Variation)

Test Mode	Mode 2: SISO_10 MHz Continuous TX mode (Legacy)				
Frequency (MHz)	Temp. (°C)	Lower Frequency (MHz)	Lower Limit (MHz)	Upper Frequency (MHz)	Upperr Limit (MHz)
4965 MHz	-40	4960.4500	4960.0000	4969.7700	4970.0000
	-30	4960.4600	4960.0000	4969.6100	4970.0000
	-20	4960.3300	4960.0000	4969.6300	4970.0000
	-10	4960.4500	4960.0000	4969.6200	4970.0000
	0	4960.3000	4960.0000	4969.6800	4970.0000
	10	4960.4900	4960.0000	4969.6600	4970.0000
	20(Normal)	4960.4000	4960.0000	4969.6800	4970.0000
	30	4960.3800	4960.0000	4969.6100	4970.0000
	40	4960.4400	4960.0000	4969.6100	4970.0000
	50	4960.4200	4960.0000	4969.6300	4970.0000
	60	4960.4600	4960.0000	4969.7500	4970.0000
	70	4960.3200	4960.0000	4969.6800	4970.0000
	80	4960.3300	4960.0000	4969.6400	4970.0000

Frequency Stability vs. Voltage

Test Mode	Mode 2: SISO_10 MHz Continuous TX mode (Legacy)				
Frequency (MHz)	Voltage	Lower Frequency (MHz)	Lower Limit (MHz)	Upper Frequency (MHz)	Upperr Limit (MHz)
4965 MHz	Low	4960.3400	4960.0000	4969.6400	4970.0000
	Normal	4960.4900	4960.0000	4969.6000	4970.0000
	High	4960.3200	4960.0000	4969.7000	4970.0000

Frequency Stability (Temperature Variation)

Test Mode	Mode 2: SISO_10 MHz Continuous TX mode (Legacy)				
Frequency (MHz)	Temp. (°C)	Lower Frequency (MHz)	Lower Limit (MHz)	Upper Frequency (MHz)	Upperr Limit (MHz)
4985 MHz	-40	4980.3900	4980.0000	4989.9500	4990.0000
	-30	4980.5300	4980.0000	4989.8900	4990.0000
	-20	4980.5000	4980.0000	4989.8700	4990.0000
	-10	4980.3900	4980.0000	4989.8700	4990.0000
	0	4980.4800	4980.0000	4989.9500	4990.0000
	10	4980.3800	4980.0000	4989.9300	4990.0000
	20(Normal)	4980.4800	4980.0000	4989.8800	4990.0000
	30	4980.5700	4980.0000	4989.9200	4990.0000
	40	4980.5100	4980.0000	4989.8200	4990.0000
	50	4980.4900	4980.0000	4989.8600	4990.0000
	60	4980.5600	4980.0000	4989.8800	4990.0000
	70	4980.4600	4980.0000	4989.8700	4990.0000
	80	4980.4800	4980.0000	4989.8400	4990.0000

Frequency Stability vs. Voltage

Test Mode	Mode 2: SISO_10 MHz Continuous TX mode (Legacy)				
Frequency (MHz)	Voltage	Lower Frequency (MHz)	Lower Limit (MHz)	Upper Frequency (MHz)	Upperr Limit (MHz)
4985 MHz	Low	4980.4900	4980.0000	4989.8500	4990.0000
	Normal	4980.4900	4980.0000	4989.8200	4990.0000
	High	4980.4000	4980.0000	4989.8800	4990.0000

Frequency Stability (Temperature Variation)

Test Mode	Mode 3: SISO_20 MHz Continuous TX mode (Legacy)				
Frequency (MHz)	Temp. (°C)	Lower Frequency (MHz)	Lower Limit (MHz)	Upper Frequency (MHz)	Upperr Limit (MHz)
4950 MHz	-40	4940.7400	4940.0000	4959.1600	4960.0000
	-30	4940.7900	4940.0000	4959.2100	4960.0000
	-20	4940.7600	4940.0000	4959.3000	4960.0000
	-10	4940.6600	4940.0000	4959.1200	4960.0000
	0	4940.7300	4940.0000	4959.2300	4960.0000
	10	4940.6300	4940.0000	4959.2100	4960.0000
	20(Normal)	4940.7200	4940.0000	4959.2000	4960.0000
	30	4940.8000	4940.0000	4959.2700	4960.0000
	40	4940.7700	4940.0000	4959.1600	4960.0000
	50	4940.7200	4940.0000	4959.1500	4960.0000
	60	4940.6600	4940.0000	4959.1000	4960.0000
	70	4940.6600	4940.0000	4959.2500	4960.0000
	80	4940.6600	4940.0000	4959.2700	4960.0000

Frequency Stability vs. Voltage

Test Mode	Mode 3: SISO_20 MHz Continuous TX mode (Legacy)				
Frequency (MHz)	Voltage	Lower Frequency (MHz)	Lower Limit (MHz)	Upper Frequency (MHz)	Upperr Limit (MHz)
4950 MHz	Low	4940.6900	4940.0000	4959.2600	4960.0000
	Normal	4940.7200	4940.0000	4959.2900	4960.0000
	High	4940.7800	4940.0000	4959.2400	4960.0000

Frequency Stability (Temperature Variation)

Test Mode	Mode 3: SISO_20 MHz Continuous TX mode (Legacy)				
Frequency (MHz)	Temp. (ºC)	Lower Frequency (MHz)	Lower Limit (MHz)	Upper Frequency (MHz)	Upperr Limit (MHz)
4965 MHz	-40	4955.8500	4955.0000	4974.5700	4975.0000
	-30	4955.9300	4955.0000	4974.6500	4975.0000
	-20	4955.8800	4955.0000	4974.5600	4975.0000
	-10	4955.8700	4955.0000	4974.6700	4975.0000
	0	4955.7600	4955.0000	4974.6700	4975.0000
	10	4955.8600	4955.0000	4974.7000	4975.0000
	20(Normal)	4955.8400	4955.0000	4974.6400	4975.0000
	30	4955.8500	4955.0000	4974.6300	4975.0000
	40	4955.8500	4955.0000	4974.6100	4975.0000
	50	4955.8100	4955.0000	4974.6400	4975.0000
	60	4955.8900	4955.0000	4974.6800	4975.0000
	70	4955.9300	4955.0000	4974.5900	4975.0000
	80	4955.8900	4955.0000	4974.6900	4975.0000

Frequency Stability vs. Voltage

Test Mode	Mode 3: SISO_20 MHz Continuous TX mode (Legacy)				
Frequency (MHz)	Voltage	Lower Frequency (MHz)	Lower Limit (MHz)	Upper Frequency (MHz)	Upperr Limit (MHz)
4965 MHz	Low	4955.8800	4955.0000	4974.6900	4975.0000
	Normal	4955.7400	4955.0000	4974.6900	4975.0000
	High	4955.8300	4955.0000	4974.6600	4975.0000

Frequency Stability (Temperature Variation)

Test Mode	Mode 3: SISO_20 MHz Continuous TX mode (Legacy)				
Frequency (MHz)	Temp. (ºC)	Lower Frequency (MHz)	Lower Limit (MHz)	Upper Frequency (MHz)	Upperr Limit (MHz)
4980 MHz	-40	4971.1900	4970.0000	4989.2800	4990.0000
	-30	4971.2800	4970.0000	4989.3900	4990.0000
	-20	4971.2900	4970.0000	4989.2600	4990.0000
	-10	4971.2500	4970.0000	4989.3900	4990.0000
	0	4971.2600	4970.0000	4989.3600	4990.0000
	10	4971.2400	4970.0000	4989.3600	4990.0000
	20(Normal)	4971.2800	4970.0000	4989.3600	4990.0000
	30	4971.3100	4970.0000	4989.3200	4990.0000
	40	4971.2700	4970.0000	4989.3700	4990.0000
	50	4971.3300	4970.0000	4989.4000	4990.0000
	60	4971.2600	4970.0000	4989.3700	4990.0000
	70	4971.3500	4970.0000	4989.3700	4990.0000
	80	4971.2200	4970.0000	4989.4200	4990.0000

Frequency Stability vs. Voltage

Test Mode	Mode 3: SISO_20 MHz Continuous TX mode (Legacy)				
Frequency (MHz)	Voltage	Lower Frequency (MHz)	Lower Limit (MHz)	Upper Frequency (MHz)	Upperr Limit (MHz)
4980 MHz	Low	4971.2100	4970.0000	4989.3200	4990.0000
	Normal	4971.3600	4970.0000	4989.3400	4990.0000
	High	4971.3300	4970.0000	4989.2900	4990.0000

Frequency Stability (Temperature Variation)

Test Mode	Mode 4: SISO_5 MHz Continuous TX mode				
Frequency (MHz)	Temp. (ºC)	Lower Frequency (MHz)	Lower Limit (MHz)	Upper Frequency (MHz)	Upperr Limit (MHz)
4942.5 MHz	-40	4940.1400	4940.0000	4944.6600	4945.0000
	-30	4940.1300	4940.0000	4944.6800	4945.0000
	-20	4940.1200	4940.0000	4944.7600	4945.0000
	-10	4940.0700	4940.0000	4944.7000	4945.0000
	0	4940.0500	4940.0000	4944.7200	4945.0000
	10	4940.0600	4940.0000	4944.7100	4945.0000
	20(Normal)	4940.0400	4940.0000	4944.7400	4945.0000
	30	4940.0500	4940.0000	4944.7200	4945.0000
	40	4940.1100	4940.0000	4944.7600	4945.0000
	50	4940.0500	4940.0000	4944.6700	4945.0000
	60	4940.1100	4940.0000	4944.7300	4945.0000
	70	4940.0500	4940.0000	4944.8400	4945.0000
	80	4940.1200	4940.0000	4944.6900	4945.0000

Frequency Stability vs. Voltage

Test Mode	Mode 4: SISO_5 MHz Continuous TX mode				
Frequency (MHz)	Voltage	Lower Frequency (MHz)	Lower Limit (MHz)	Upper Frequency (MHz)	Upperr Limit (MHz)
4942.5 MHz	Low	4940.0900	4940.0000	4944.8300	4945.0000
	Normal	4940.0200	4940.0000	4944.7600	4945.0000
	High	4940.1200	4940.0000	4944.6600	4945.0000

Frequency Stability (Temperature Variation)

Test Mode	Mode 4: SISO_5 MHz Continuous TX mode				
Frequency (MHz)	Temp. (ºC)	Lower Frequency (MHz)	Lower Limit (MHz)	Upper Frequency (MHz)	Upperr Limit (MHz)
4967.5 MHz	-40	4965.2300	4965.0000	4969.7300	4970.0000
	-30	4965.3600	4965.0000	4969.6600	4970.0000
	-20	4965.4000	4965.0000	4969.7500	4970.0000
	-10	4965.2400	4965.0000	4969.5900	4970.0000
	0	4965.2800	4965.0000	4969.7600	4970.0000
	10	4965.3800	4965.0000	4969.6800	4970.0000
	20(Normal)	4965.3000	4965.0000	4969.6600	4970.0000
	30	4965.2200	4965.0000	4969.6900	4970.0000
	40	4965.3600	4965.0000	4969.7200	4970.0000
	50	4965.2200	4965.0000	4969.6800	4970.0000
	60	4965.3900	4965.0000	4969.6000	4970.0000
	70	4965.3800	4965.0000	4969.7400	4970.0000
	80	4965.2100	4965.0000	4969.6100	4970.0000

Frequency Stability vs. Voltage

Test Mode	Mode 4: SISO_5 MHz Continuous TX mode				
Frequency (MHz)	Voltage	Lower Frequency (MHz)	Lower Limit (MHz)	Upper Frequency (MHz)	Upperr Limit (MHz)
4967.5 MHz	Low	4965.3900	4965.0000	4969.7300	4970.0000
	Normal	4965.2800	4965.0000	4969.7200	4970.0000
	High	4965.3600	4965.0000	4969.5700	4970.0000

Frequency Stability (Temperature Variation)

Test Mode	Mode 4: SISO_5 MHz Continuous TX mode				
Frequency (MHz)	Temp. (°C)	Lower Frequency (MHz)	Lower Limit (MHz)	Upper Frequency (MHz)	Upperr Limit (MHz)
4987.5 MHz	-40	4985.1500	4985.0000	4989.8000	4990.0000
	-30	4985.0300	4985.0000	4989.7300	4990.0000
	-20	4985.1000	4985.0000	4989.8100	4990.0000
	-10	4985.0400	4985.0000	4989.7700	4990.0000
	0	4985.0900	4985.0000	4989.7200	4990.0000
	10	4985.1000	4985.0000	4989.6900	4990.0000
	20(Normal)	4985.0600	4985.0000	4989.7200	4990.0000
	30	4985.0500	4985.0000	4989.7200	4990.0000
	40	4985.0700	4985.0000	4989.6700	4990.0000
	50	4985.1300	4985.0000	4989.7200	4990.0000
	60	4985.0800	4985.0000	4989.7800	4990.0000
	70	4985.1000	4985.0000	4989.6500	4990.0000
	80	4985.0400	4985.0000	4989.6600	4990.0000

Frequency Stability vs. Voltage

Test Mode	Mode 4: SISO_5 MHz Continuous TX mode				
Frequency (MHz)	Voltage	Lower Frequency (MHz)	Lower Limit (MHz)	Upper Frequency (MHz)	Upperr Limit (MHz)
4987.5 MHz	Low	4985.0200	4985.0000	4989.7900	4990.0000
	Normal	4985.0800	4985.0000	4989.6800	4990.0000
	High	4985.0400	4985.0000	4989.7700	4990.0000

Frequency Stability (Temperature Variation)

Test Mode	Mode 5: SISO_10 MHz Continuous TX mode				
Frequency (MHz)	Temp. (ºC)	Lower Frequency (MHz)	Lower Limit (MHz)	Upper Frequency (MHz)	Upperr Limit (MHz)
4945 MHz	-40	4940.1600	4940.0000	4949.9000	4950.0000
	-30	4940.1700	4940.0000	4949.9700	4950.0000
	-20	4940.0200	4940.0000	4949.8100	4950.0000
	-10	4940.0700	4940.0000	4949.7800	4950.0000
	0	4940.0800	4940.0000	4949.8000	4950.0000
	10	4940.1400	4940.0000	4949.9000	4950.0000
	20(Normal)	4940.0800	4940.0000	4949.8800	4950.0000
	30	4940.1400	4940.0000	4949.9200	4950.0000
	40	4940.0500	4940.0000	4949.8900	4950.0000
	50	4940.0500	4940.0000	4949.8300	4950.0000
	60	4940.0500	4940.0000	4949.8300	4950.0000
	70	4940.1000	4940.0000	4949.9000	4950.0000
	80	4940.0500	4940.0000	4949.8700	4950.0000

Frequency Stability vs. Voltage

Test Mode	Mode 5: SISO_10 MHz Continuous TX mode				
Frequency (MHz)	Voltage	Lower Frequency (MHz)	Lower Limit (MHz)	Upper Frequency (MHz)	Upperr Limit (MHz)
4945 MHz	Low	4940.0800	4940.0000	4949.9700	4950.0000
	Normal	4940.0100	4940.0000	4949.9700	4950.0000
	High	4940.0500	4940.0000	4949.9700	4950.0000

Frequency Stability (Temperature Variation)

Test Mode	Mode 5: SISO_10 MHz Continuous TX mode				
Frequency (MHz)	Temp. (ºC)	Lower Frequency (MHz)	Lower Limit (MHz)	Upper Frequency (MHz)	Upperr Limit (MHz)
4965 MHz	-40	4960.6500	4960.0000	4969.4600	4970.0000
	-30	4960.5400	4960.0000	4969.3900	4970.0000
	-20	4960.6500	4960.0000	4969.4900	4970.0000
	-10	4960.6800	4960.0000	4969.3300	4970.0000
	0	4960.7000	4960.0000	4969.4500	4970.0000
	10	4960.5500	4960.0000	4969.3300	4970.0000
	20(Normal)	4960.6400	4960.0000	4969.4000	4970.0000
	30	4960.7300	4960.0000	4969.3900	4970.0000
	40	4960.7300	4960.0000	4969.4200	4970.0000
	50	4960.5600	4960.0000	4969.4600	4970.0000
	60	4960.6100	4960.0000	4969.3700	4970.0000
	70	4960.6800	4960.0000	4969.5000	4970.0000
	80	4960.5800	4960.0000	4969.3200	4970.0000

Frequency Stability vs. Voltage

Test Mode	Mode 5: SISO_10 MHz Continuous TX mode				
Frequency (MHz)	Voltage	Lower Frequency (MHz)	Lower Limit (MHz)	Upper Frequency (MHz)	Upperr Limit (MHz)
4965 MHz	Low	4960.6700	4960.0000	4969.4800	4970.0000
	Normal	4960.6000	4960.0000	4969.3700	4970.0000
	High	4960.6600	4960.0000	4969.4900	4970.0000

Frequency Stability (Temperature Variation)

Test Mode	Mode 5: SISO_10 MHz Continuous TX mode				
Frequency (MHz)	Temp. (°C)	Lower Frequency (MHz)	Lower Limit (MHz)	Upper Frequency (MHz)	Upperr Limit (MHz)
4985 MHz	-40	4980.4000	4980.0000	4989.4700	4990.0000
	-30	4980.2600	4980.0000	4989.5300	4990.0000
	-20	4980.4000	4980.0000	4989.5200	4990.0000
	-10	4980.3400	4980.0000	4989.6500	4990.0000
	0	4980.4600	4980.0000	4989.5900	4990.0000
	10	4980.3000	4980.0000	4989.6600	4990.0000
	20(Normal)	4980.3600	4980.0000	4989.5600	4990.0000
	30	4980.3200	4980.0000	4989.5800	4990.0000
	40	4980.4300	4980.0000	4989.6300	4990.0000
	50	4980.3400	4980.0000	4989.5200	4990.0000
	60	4980.2700	4980.0000	4989.5500	4990.0000
	70	4980.3500	4980.0000	4989.6600	4990.0000
	80	4980.2700	4980.0000	4989.6300	4990.0000

Frequency Stability vs. Voltage

Test Mode	Mode 5: SISO_10 MHz Continuous TX mode				
Frequency (MHz)	Voltage	Lower Frequency (MHz)	Lower Limit (MHz)	Upper Frequency (MHz)	Upperr Limit (MHz)
4985 MHz	Low	4980.3400	4980.0000	4989.5000	4990.0000
	Normal	4980.3500	4980.0000	4989.6100	4990.0000
	High	4980.3900	4980.0000	4989.5500	4990.0000

Frequency Stability (Temperature Variation)

Test Mode	Mode 6: SISO_20 MHz Continuous TX mode				
Frequency (MHz)	Temp. (°C)	Lower Frequency (MHz)	Lower Limit (MHz)	Upper Frequency (MHz)	Upperr Limit (MHz)
4950 MHz	-40	4940.5900	4940.0000	4959.6100	4960.0000
	-30	4940.5500	4940.0000	4959.6400	4960.0000
	-20	4940.5500	4940.0000	4959.7800	4960.0000
	-10	4940.7200	4940.0000	4959.6000	4960.0000
	0	4940.6400	4940.0000	4959.7400	4960.0000
	10	4940.5900	4940.0000	4959.6400	4960.0000
	20(Normal)	4940.6400	4940.0000	4959.6800	4960.0000
	30	4940.7300	4940.0000	4959.7200	4960.0000
	40	4940.5700	4940.0000	4959.7700	4960.0000
	50	4940.5600	4940.0000	4959.7400	4960.0000
	60	4940.6300	4940.0000	4959.6400	4960.0000
	70	4940.5400	4940.0000	4959.7000	4960.0000
	80	4940.6600	4940.0000	4959.7100	4960.0000

Frequency Stability vs. Voltage

Test Mode	Mode 6: SISO_20 MHz Continuous TX mode				
Frequency (MHz)	Voltage	Lower Frequency (MHz)	Lower Limit (MHz)	Upper Frequency (MHz)	Upperr Limit (MHz)
4950 MHz	Low	4940.5500	4940.0000	4959.6700	4960.0000
	Normal	4940.5500	4940.0000	4959.6800	4960.0000
	High	4940.6500	4940.0000	4959.7400	4960.0000

Frequency Stability (Temperature Variation)

Test Mode	Mode 6: SISO_20 MHz Continuous TX mode				
Frequency (MHz)	Temp. (°C)	Lower Frequency (MHz)	Lower Limit (MHz)	Upper Frequency (MHz)	Upperr Limit (MHz)
4965 MHz	-40	4955.8100	4955.0000	4974.7000	4975.0000
	-30	4955.6900	4955.0000	4974.5600	4975.0000
	-20	4955.8400	4955.0000	4974.5500	4975.0000
	-10	4955.8400	4955.0000	4974.7300	4975.0000
	0	4955.6600	4955.0000	4974.6400	4975.0000
	10	4955.7300	4955.0000	4974.7300	4975.0000
	20(Normal)	4955.7600	4955.0000	4974.6400	4975.0000
	30	4955.7400	4955.0000	4974.6300	4975.0000
	40	4955.8200	4955.0000	4974.6100	4975.0000
	50	4955.6800	4955.0000	4974.6500	4975.0000
	60	4955.7400	4955.0000	4974.6900	4975.0000
	70	4955.8300	4955.0000	4974.5500	4975.0000
	80	4955.6600	4955.0000	4974.5400	4975.0000

Frequency Stability vs. Voltage

Test Mode	Mode 6: SISO_20 MHz Continuous TX mode				
Frequency (MHz)	Voltage	Lower Frequency (MHz)	Lower Limit (MHz)	Upper Frequency (MHz)	Upperr Limit (MHz)
4965 MHz	Low	4955.8500	4955.0000	4974.7100	4975.0000
	Normal	4955.7300	4955.0000	4974.6300	4975.0000
	High	4955.6900	4955.0000	4974.5900	4975.0000

Frequency Stability (Temperature Variation)

Test Mode	Mode 6: SISO_20 MHz Continuous TX mode				
Frequency (MHz)	Temp. (°C)	Lower Frequency (MHz)	Lower Limit (MHz)	Upper Frequency (MHz)	Upperr Limit (MHz)
4980 MHz	-40	4970.9000	4970.0000	4989.3500	4990.0000
	-30	4971.0200	4970.0000	4989.3600	4990.0000
	-20	4971.0500	4970.0000	4989.4200	4990.0000
	-10	4970.9200	4970.0000	4989.2800	4990.0000
	0	4970.8900	4970.0000	4989.4400	4990.0000
	10	4971.0600	4970.0000	4989.3000	4990.0000
	20(Normal)	4970.9600	4970.0000	4989.3600	4990.0000
	30	4971.0200	4970.0000	4989.4500	4990.0000
	40	4970.9200	4970.0000	4989.4400	4990.0000
	50	4970.9500	4970.0000	4989.4300	4990.0000
	60	4970.9000	4970.0000	4989.4500	4990.0000
	70	4970.8800	4970.0000	4989.3400	4990.0000
	80	4970.9000	4970.0000	4989.3300	4990.0000

Frequency Stability vs. Voltage

Test Mode	Mode 6: SISO_20 MHz Continuous TX mode				
Frequency (MHz)	Voltage	Lower Frequency (MHz)	Lower Limit (MHz)	Upper Frequency (MHz)	Upperr Limit (MHz)
4980 MHz	Low	4970.9000	4970.0000	4989.4200	4990.0000
	Normal	4970.9200	4970.0000	4989.3500	4990.0000
	High	4970.8900	4970.0000	4989.3000	4990.0000

Frequency Stability (Temperature Variation)

Test Mode	Mode 7: MIMO_5 MHz Continuous TX mode (Legacy)				
Frequency (MHz)	Temp. (°C)	Lower Frequency (MHz)	Lower Limit (MHz)	Upper Frequency (MHz)	Upperr Limit (MHz)
4942.5 MHz	-40	4940.3300	4940.0000	4944.6100	4945.0000
	-30	4940.2800	4940.0000	4944.6300	4945.0000
	-20	4940.3700	4940.0000	4944.6200	4945.0000
	-10	4940.3200	4940.0000	4944.7200	4945.0000
	0	4940.3700	4940.0000	4944.8000	4945.0000
	10	4940.4300	4940.0000	4944.7900	4945.0000
	20(Normal)	4940.3400	4940.0000	4944.7000	4945.0000
	30	4940.4000	4940.0000	4944.7900	4945.0000
	40	4940.2800	4940.0000	4944.7000	4945.0000
	50	4940.3400	4940.0000	4944.7200	4945.0000
	60	4940.2900	4940.0000	4944.7400	4945.0000
	70	4940.3100	4940.0000	4944.6100	4945.0000
	80	4940.3100	4940.0000	4944.6700	4945.0000

Frequency Stability vs. Voltage

Test Mode	Mode 7: MIMO_5 MHz Continuous TX mode (Legacy)				
Frequency (MHz)	Voltage	Lower Frequency (MHz)	Lower Limit (MHz)	Upper Frequency (MHz)	Upperr Limit (MHz)
4942.5 MHz	Low	4940.2600	4940.0000	4944.7900	4945.0000
	Normal	4940.3900	4940.0000	4944.7300	4945.0000
	High	4940.2900	4940.0000	4944.6100	4945.0000

Frequency Stability (Temperature Variation)

Test Mode	Mode 7: MIMO_5 MHz Continuous TX mode (Legacy)				
Frequency (MHz)	Temp. (°C)	Lower Frequency (MHz)	Lower Limit (MHz)	Upper Frequency (MHz)	Upperr Limit (MHz)
4967.5 MHz	-40	4965.0500	4965.0000	4969.9100	4970.0000
	-30	4965.1100	4965.0000	4969.7600	4970.0000
	-20	4965.0500	4965.0000	4969.7900	4970.0000
	-10	4965.1700	4965.0000	4969.9000	4970.0000
	0	4965.0700	4965.0000	4969.7700	4970.0000
	10	4965.0700	4965.0000	4969.9400	4970.0000
	20(Normal)	4965.1200	4965.0000	4969.8600	4970.0000
	30	4965.2100	4965.0000	4969.8300	4970.0000
	40	4965.2000	4965.0000	4969.9100	4970.0000
	50	4965.0600	4965.0000	4969.7900	4970.0000
	60	4965.1500	4965.0000	4969.8900	4970.0000
	70	4965.2000	4965.0000	4969.9200	4970.0000
	80	4965.1000	4965.0000	4969.9000	4970.0000

Frequency Stability vs. Voltage

Test Mode	Mode 7: MIMO_5 MHz Continuous TX mode (Legacy)				
Frequency (MHz)	Voltage	Lower Frequency (MHz)	Lower Limit (MHz)	Upper Frequency (MHz)	Upperr Limit (MHz)
4967.5 MHz	Low	4965.2100	4965.0000	4969.9400	4970.0000
	Normal	4965.1200	4965.0000	4969.8300	4970.0000
	High	4965.1200	4965.0000	4969.8900	4970.0000

Frequency Stability (Temperature Variation)

Test Mode	Mode 7: MIMO_5 MHz Continuous TX mode (Legacy)				
Frequency (MHz)	Temp. (°C)	Lower Frequency (MHz)	Lower Limit (MHz)	Upper Frequency (MHz)	Upperr Limit (MHz)
4987.5 MHz	-40	4985.0600	4985.0000	4989.9200	4990.0000
	-30	4985.0500	4985.0000	4989.9400	4990.0000
	-20	4985.1600	4985.0000	4989.9100	4990.0000
	-10	4985.1600	4985.0000	4989.9300	4990.0000
	0	4985.1000	4985.0000	4989.8400	4990.0000
	10	4985.1000	4985.0000	4989.9200	4990.0000
	20(Normal)	4985.0800	4985.0000	4989.9000	4990.0000
	30	4985.1700	4985.0000	4989.9900	4990.0000
	40	4985.0200	4985.0000	4989.9000	4990.0000
	50	4985.0200	4985.0000	4989.9300	4990.0000
	60	4985.1700	4985.0000	4989.9100	4990.0000
	70	4985.1600	4985.0000	4989.9200	4990.0000
	80	4985.1300	4985.0000	4989.9400	4990.0000

Frequency Stability vs. Voltage

Test Mode	Mode 7: MIMO_5 MHz Continuous TX mode (Legacy)				
Frequency (MHz)	Voltage	Lower Frequency (MHz)	Lower Limit (MHz)	Upper Frequency (MHz)	Upperr Limit (MHz)
4987.5 MHz	Low	4985.1000	4985.0000	4989.9400	4990.0000
	Normal	4985.1100	4985.0000	4989.8900	4990.0000
	High	4985.1000	4985.0000	4989.9300	4990.0000

Frequency Stability (Temperature Variation)

Test Mode	Mode 8: MIMO_10 MHz Continuous TX mode (Legacy)				
Frequency (MHz)	Temp. (°C)	Lower Frequency (MHz)	Lower Limit (MHz)	Upper Frequency (MHz)	Upperr Limit (MHz)
4945 MHz	-40	4940.7200	4940.0000	4949.3300	4950.0000
	-30	4940.7200	4940.0000	4949.3700	4950.0000
	-20	4940.6900	4940.0000	4949.4400	4950.0000
	-10	4940.6600	4940.0000	4949.4300	4950.0000
	0	4940.7400	4940.0000	4949.4400	4950.0000
	10	4940.6800	4940.0000	4949.2700	4950.0000
	20(Normal)	4940.7200	4940.0000	4949.3600	4950.0000
	30	4940.7600	4940.0000	4949.3100	4950.0000
	40	4940.6700	4940.0000	4949.3000	4950.0000
	50	4940.8100	4940.0000	4949.3500	4950.0000
	60	4940.7200	4940.0000	4949.3100	4950.0000
	70	4940.8000	4940.0000	4949.3000	4950.0000
	80	4940.8000	4940.0000	4949.3100	4950.0000

Frequency Stability vs. Voltage

Test Mode	Mode 8: MIMO_10 MHz Continuous TX mode (Legacy)				
Frequency (MHz)	Voltage	Lower Frequency (MHz)	Lower Limit (MHz)	Upper Frequency (MHz)	Upperr Limit (MHz)
4945 MHz	Low	4940.7800	4940.0000	4949.3800	4950.0000
	Normal	4940.7100	4940.0000	4949.3100	4950.0000
	High	4940.7100	4940.0000	4949.3100	4950.0000

Frequency Stability (Temperature Variation)

Test Mode	Mode 8: MIMO_10 MHz Continuous TX mode (Legacy)				
Frequency (MHz)	Temp. (°C)	Lower Frequency (MHz)	Lower Limit (MHz)	Upper Frequency (MHz)	Upperr Limit (MHz)
4965 MHz	-40	4960.6400	4960.0000	4969.5000	4970.0000
	-30	4960.6100	4960.0000	4969.4800	4970.0000
	-20	4960.7100	4960.0000	4969.4300	4970.0000
	-10	4960.5900	4960.0000	4969.5200	4970.0000
	0	4960.5900	4960.0000	4969.5300	4970.0000
	10	4960.6900	4960.0000	4969.4700	4970.0000
	20(Normal)	4960.6800	4960.0000	4969.4400	4970.0000
	30	4960.7100	4960.0000	4969.5100	4970.0000
	40	4960.6000	4960.0000	4969.4400	4970.0000
	50	4960.7300	4960.0000	4969.4800	4970.0000
	60	4960.7000	4960.0000	4969.4000	4970.0000
	70	4960.6500	4960.0000	4969.4000	4970.0000
	80	4960.6700	4960.0000	4969.5200	4970.0000

Frequency Stability vs. Voltage

Test Mode	Mode 8: MIMO_10 MHz Continuous TX mode (Legacy)				
Frequency (MHz)	Voltage	Lower Frequency (MHz)	Lower Limit (MHz)	Upper Frequency (MHz)	Upperr Limit (MHz)
4965 MHz	Low	4960.6500	4960.0000	4969.4800	4970.0000
	Normal	4960.5900	4960.0000	4969.3400	4970.0000
	High	4960.7100	4960.0000	4969.5100	4970.0000

Frequency Stability (Temperature Variation)

Test Mode	Mode 8: MIMO_10 MHz Continuous TX mode (Legacy)				
Frequency (MHz)	Temp. (°C)	Lower Frequency (MHz)	Lower Limit (MHz)	Upper Frequency (MHz)	Upperr Limit (MHz)
4985 MHz	-40	4980.8300	4980.0000	4989.4300	4990.0000
	-30	4980.6600	4980.0000	4989.3800	4990.0000
	-20	4980.7400	4980.0000	4989.4900	4990.0000
	-10	4980.8200	4980.0000	4989.3600	4990.0000
	0	4980.7500	4980.0000	4989.3600	4990.0000
	10	4980.7900	4980.0000	4989.4700	4990.0000
	20(Normal)	4980.7600	4980.0000	4989.4000	4990.0000
	30	4980.8000	4980.0000	4989.3200	4990.0000
	40	4980.6900	4980.0000	4989.4200	4990.0000
	50	4980.7700	4980.0000	4989.4000	4990.0000
	60	4980.8000	4980.0000	4989.4200	4990.0000
	70	4980.7800	4980.0000	4989.4800	4990.0000
	80	4980.8300	4980.0000	4989.4200	4990.0000

Frequency Stability vs. Voltage

Test Mode	Mode 8: MIMO_10 MHz Continuous TX mode (Legacy)				
Frequency (MHz)	Voltage	Lower Frequency (MHz)	Lower Limit (MHz)	Upper Frequency (MHz)	Upperr Limit (MHz)
4985 MHz	Low	4980.8600	4980.0000	4989.3100	4990.0000
	Normal	4980.7900	4980.0000	4989.4200	4990.0000
	High	4980.7400	4980.0000	4989.3900	4990.0000

Frequency Stability (Temperature Variation)

Test Mode	Mode 9: MIMO_20 MHz Continuous TX mode (Legacy)				
Frequency (MHz)	Temp. (°C)	Lower Frequency (MHz)	Lower Limit (MHz)	Upper Frequency (MHz)	Upperr Limit (MHz)
4950 MHz	-40	4940.9500	4940.0000	4959.9600	4960.0000
	-30	4941.0500	4940.0000	4959.8200	4960.0000
	-20	4941.1300	4940.0000	4959.9000	4960.0000
	-10	4940.9600	4940.0000	4959.8900	4960.0000
	0	4940.9600	4940.0000	4959.9800	4960.0000
	10	4941.1200	4940.0000	4959.9300	4960.0000
	20(Normal)	4941.0400	4940.0000	4959.9200	4960.0000
	30	4941.1000	4940.0000	4959.9400	4960.0000
	40	4941.1300	4940.0000	4959.9300	4960.0000
	50	4941.1300	4940.0000	4959.9300	4960.0000
	60	4940.9800	4940.0000	4959.8700	4960.0000
	70	4940.9800	4940.0000	4959.9000	4960.0000
	80	4941.0600	4940.0000	4959.8500	4960.0000

Frequency Stability vs. Voltage

Test Mode	Mode 9: MIMO_20 MHz Continuous TX mode (Legacy)				
Frequency (MHz)	Voltage	Lower Frequency (MHz)	Lower Limit (MHz)	Upper Frequency (MHz)	Upperr Limit (MHz)
4950 MHz	Low	4940.9700	4940.0000	4959.9700	4960.0000
	Normal	4941.0000	4940.0000	4959.9900	4960.0000
	High	4941.0000	4940.0000	4959.8800	4960.0000

Frequency Stability (Temperature Variation)

Test Mode	Mode 9: MIMO_20 MHz Continuous TX mode (Legacy)				
Frequency (MHz)	Temp. (°C)	Lower Frequency (MHz)	Lower Limit (MHz)	Upper Frequency (MHz)	Upperr Limit (MHz)
4965 MHz	-40	4955.8000	4955.0000	4974.6600	4975.0000
	-30	4955.8400	4955.0000	4974.7300	4975.0000
	-20	4955.7300	4955.0000	4974.7300	4975.0000
	-10	4955.8500	4955.0000	4974.6000	4975.0000
	0	4955.7200	4955.0000	4974.6000	4975.0000
	10	4955.6800	4955.0000	4974.7200	4975.0000
	20(Normal)	4955.7600	4955.0000	4974.6400	4975.0000
	30	4955.8100	4955.0000	4974.6100	4975.0000
	40	4955.6800	4955.0000	4974.6500	4975.0000
	50	4955.7700	4955.0000	4974.7000	4975.0000
	60	4955.8200	4955.0000	4974.6500	4975.0000
	70	4955.8200	4955.0000	4974.6800	4975.0000
	80	4955.8400	4955.0000	4974.7100	4975.0000

Frequency Stability vs. Voltage

Test Mode	Mode 9: MIMO_20 MHz Continuous TX mode (Legacy)				
Frequency (MHz)	Voltage	Lower Frequency (MHz)	Lower Limit (MHz)	Upper Frequency (MHz)	Upperr Limit (MHz)
4965 MHz	Low	4955.8000	4955.0000	4974.7100	4975.0000
	Normal	4955.6800	4955.0000	4974.7100	4975.0000
	High	4955.8600	4955.0000	4974.7100	4975.0000

Frequency Stability (Temperature Variation)

Test Mode	Mode 9: MIMO_20 MHz Continuous TX mode (Legacy)				
Frequency (MHz)	Temp. (°C)	Lower Frequency (MHz)	Lower Limit (MHz)	Upper Frequency (MHz)	Upperr Limit (MHz)
4980 MHz	-40	4970.9900	4970.0000	4989.6900	4990.0000
	-30	4971.0200	4970.0000	4989.7300	4990.0000
	-20	4971.0300	4970.0000	4989.7400	4990.0000
	-10	4971.0600	4970.0000	4989.7100	4990.0000
	0	4970.9500	4970.0000	4989.7800	4990.0000
	10	4970.9100	4970.0000	4989.7300	4990.0000
	20(Normal)	4970.9600	4970.0000	4989.7600	4990.0000
	30	4970.8800	4970.0000	4989.7400	4990.0000
	40	4970.9700	4970.0000	4989.8000	4990.0000
	50	4970.9000	4970.0000	4989.7500	4990.0000
	60	4971.0100	4970.0000	4989.7400	4990.0000
	70	4971.0200	4970.0000	4989.8000	4990.0000
	80	4970.8700	4970.0000	4989.7400	4990.0000

Frequency Stability vs. Voltage

Test Mode	Mode 9: MIMO_20 MHz Continuous TX mode (Legacy)				
Frequency (MHz)	Voltage	Lower Frequency (MHz)	Lower Limit (MHz)	Upper Frequency (MHz)	Upperr Limit (MHz)
4980 MHz	Low	4970.9500	4970.0000	4989.7400	4990.0000
	Normal	4970.8700	4970.0000	4989.6800	4990.0000
	High	4970.9000	4970.0000	4989.7100	4990.0000

Frequency Stability (Temperature Variation)

Test Mode	Mode 10: MIMO_5 MHz Continuous TX mode				
Frequency (MHz)	Temp. (°C)	Lower Frequency (MHz)	Lower Limit (MHz)	Upper Frequency (MHz)	Upperr Limit (MHz)
4942.5 MHz	-40	4940.3600	4940.0000	4944.5800	4945.0000
	-30	4940.1900	4940.0000	4944.6800	4945.0000
	-20	4940.2400	4940.0000	4944.6000	4945.0000
	-10	4940.3100	4940.0000	4944.6100	4945.0000
	0	4940.2300	4940.0000	4944.6700	4945.0000
	10	4940.2200	4940.0000	4944.6600	4945.0000
	20(Normal)	4940.2800	4940.0000	4944.6400	4945.0000
	30	4940.2000	4940.0000	4944.6500	4945.0000
	40	4940.2000	4940.0000	4944.6000	4945.0000
	50	4940.2100	4940.0000	4944.5700	4945.0000
	60	4940.2900	4940.0000	4944.6600	4945.0000
	70	4940.2400	4940.0000	4944.7200	4945.0000
	80	4940.2000	4940.0000	4944.6800	4945.0000

Frequency Stability vs. Voltage

Test Mode	Mode 10: MIMO_5 MHz Continuous TX mode				
Frequency (MHz)	Voltage	Lower Frequency (MHz)	Lower Limit (MHz)	Upper Frequency (MHz)	Upperr Limit (MHz)
4942.5 MHz	Low	4940.3400	4940.0000	4944.7300	4945.0000
	Normal	4940.3600	4940.0000	4944.6100	4945.0000
	High	4940.1900	4940.0000	4944.6000	4945.0000

Frequency Stability (Temperature Variation)

Test Mode	Mode 10: MIMO_5 MHz Continuous TX mode				
Frequency (MHz)	Temp. (°C)	Lower Frequency (MHz)	Lower Limit (MHz)	Upper Frequency (MHz)	Upperr Limit (MHz)
4967.5 MHz	-40	4965.2900	4965.0000	4969.6600	4970.0000
	-30	4965.3800	4965.0000	4969.6700	4970.0000
	-20	4965.2700	4965.0000	4969.5100	4970.0000
	-10	4965.4200	4965.0000	4969.5600	4970.0000
	0	4965.3300	4965.0000	4969.5900	4970.0000
	10	4965.2800	4965.0000	4969.6200	4970.0000
	20(Normal)	4965.3600	4965.0000	4969.6000	4970.0000
	30	4965.3100	4965.0000	4969.6100	4970.0000
	40	4965.3900	4965.0000	4969.6300	4970.0000
	50	4965.2700	4965.0000	4969.6800	4970.0000
	60	4965.4100	4965.0000	4969.5100	4970.0000
	70	4965.3900	4965.0000	4969.5100	4970.0000
	80	4965.2700	4965.0000	4969.6800	4970.0000

Frequency Stability vs. Voltage

Test Mode	Mode 10: MIMO_5 MHz Continuous TX mode				
Frequency (MHz)	Voltage	Lower Frequency (MHz)	Lower Limit (MHz)	Upper Frequency (MHz)	Upperr Limit (MHz)
4967.5 MHz	Low	4965.4200	4965.0000	4969.5200	4970.0000
	Normal	4965.2700	4965.0000	4969.7000	4970.0000
	High	4965.3800	4965.0000	4969.5600	4970.0000

Frequency Stability (Temperature Variation)

Test Mode	Mode 10: MIMO_5 MHz Continuous TX mode				
Frequency (MHz)	Temp. (°C)	Lower Frequency (MHz)	Lower Limit (MHz)	Upper Frequency (MHz)	Upperr Limit (MHz)
4987.5 MHz	-40	4985.3500	4985.0000	4989.7100	4990.0000
	-30	4985.3700	4985.0000	4989.5700	4990.0000
	-20	4985.3400	4985.0000	4989.6600	4990.0000
	-10	4985.2100	4985.0000	4989.5800	4990.0000
	0	4985.3000	4985.0000	4989.7400	4990.0000
	10	4985.3500	4985.0000	4989.6100	4990.0000
	20(Normal)	4985.3000	4985.0000	4989.6600	4990.0000
	30	4985.2300	4985.0000	4989.6500	4990.0000
	40	4985.2500	4985.0000	4989.7500	4990.0000
	50	4985.2200	4985.0000	4989.6700	4990.0000
	60	4985.4000	4985.0000	4989.5700	4990.0000
	70	4985.3200	4985.0000	4989.6200	4990.0000
	80	4985.3200	4985.0000	4989.7000	4990.0000

Frequency Stability vs. Voltage

Test Mode	Mode 10: MIMO_5 MHz Continuous TX mode				
Frequency (MHz)	Voltage	Lower Frequency (MHz)	Lower Limit (MHz)	Upper Frequency (MHz)	Upperr Limit (MHz)
4987.5 MHz	Low	4985.2800	4985.0000	4989.6700	4990.0000
	Normal	4985.3900	4985.0000	4989.7000	4990.0000
	High	4985.2000	4985.0000	4989.6800	4990.0000

Frequency Stability (Temperature Variation)

Test Mode	Mode 11: MIMO_10 MHz Continuous TX mode				
Frequency (MHz)	Temp. (°C)	Lower Frequency (MHz)	Lower Limit (MHz)	Upper Frequency (MHz)	Upperr Limit (MHz)
4945 MHz	-40	4940.3300	4940.0000	4949.6600	4950.0000
	-30	4940.4600	4940.0000	4949.7900	4950.0000
	-20	4940.4000	4940.0000	4949.7300	4950.0000
	-10	4940.3100	4940.0000	4949.6800	4950.0000
	0	4940.4400	4940.0000	4949.7100	4950.0000
	10	4940.3300	4940.0000	4949.8000	4950.0000
	20(Normal)	4940.4000	4940.0000	4949.7200	4950.0000
	30	4940.3000	4940.0000	4949.6600	4950.0000
	40	4940.4900	4940.0000	4949.6700	4950.0000
	50	4940.3300	4940.0000	4949.7800	4950.0000
	60	4940.3900	4940.0000	4949.7700	4950.0000
	70	4940.3500	4940.0000	4949.7900	4950.0000
	80	4940.4100	4940.0000	4949.7500	4950.0000

Frequency Stability vs. Voltage

Test Mode	Mode 11: MIMO_10 MHz Continuous TX mode				
Frequency (MHz)	Voltage	Lower Frequency (MHz)	Lower Limit (MHz)	Upper Frequency (MHz)	Upperr Limit (MHz)
4945 MHz	Low	4940.4900	4940.0000	4949.7600	4950.0000
	Normal	4940.3200	4940.0000	4949.7400	4950.0000
	High	4940.4000	4940.0000	4949.7900	4950.0000

Frequency Stability (Temperature Variation)

Test Mode	Mode 11: MIMO_10 MHz Continuous TX mode				
Frequency (MHz)	Temp. (°C)	Lower Frequency (MHz)	Lower Limit (MHz)	Upper Frequency (MHz)	Upperr Limit (MHz)
4965 MHz	-40	4960.1800	4960.0000	4969.8700	4970.0000
	-30	4960.2100	4960.0000	4969.8100	4970.0000
	-20	4960.2600	4960.0000	4969.8600	4970.0000
	-10	4960.2200	4960.0000	4969.9600	4970.0000
	0	4960.2700	4960.0000	4969.9400	4970.0000
	10	4960.1900	4960.0000	4969.9700	4970.0000
	20(Normal)	4960.2400	4960.0000	4969.8800	4970.0000
	30	4960.3200	4960.0000	4969.8300	4970.0000
	40	4960.2300	4960.0000	4969.9600	4970.0000
	50	4960.2600	4960.0000	4969.8700	4970.0000
	60	4960.1900	4960.0000	4969.9400	4970.0000
	70	4960.2600	4960.0000	4969.8400	4970.0000
	80	4960.2900	4960.0000	4969.8800	4970.0000

Frequency Stability vs. Voltage

Test Mode	Mode 11: MIMO_10 MHz Continuous TX mode				
Frequency (MHz)	Voltage	Lower Frequency (MHz)	Lower Limit (MHz)	Upper Frequency (MHz)	Upperr Limit (MHz)
4965 MHz	Low	4960.2300	4960.0000	4969.8000	4970.0000
	Normal	4960.3200	4960.0000	4969.7900	4970.0000
	High	4960.2000	4960.0000	4969.8700	4970.0000

Frequency Stability (Temperature Variation)

Test Mode	Mode 11: MIMO_10 MHz Continuous TX mode				
Frequency (MHz)	Temp. (°C)	Lower Frequency (MHz)	Lower Limit (MHz)	Upper Frequency (MHz)	Upperr Limit (MHz)
4985 MHz	-40	4980.5600	4980.0000	4989.2200	4990.0000
	-30	4980.5900	4980.0000	4989.3800	4990.0000
	-20	4980.5700	4980.0000	4989.3200	4990.0000
	-10	4980.6800	4980.0000	4989.3200	4990.0000
	0	4980.6000	4980.0000	4989.4000	4990.0000
	10	4980.6100	4980.0000	4989.3600	4990.0000
	20(Normal)	4980.6000	4980.0000	4989.3200	4990.0000
	30	4980.6100	4980.0000	4989.3700	4990.0000
	40	4980.5200	4980.0000	4989.2900	4990.0000
	50	4980.6900	4980.0000	4989.4200	4990.0000
	60	4980.6400	4980.0000	4989.2300	4990.0000
	70	4980.5200	4980.0000	4989.4000	4990.0000
	80	4980.6300	4980.0000	4989.3900	4990.0000

Frequency Stability vs. Voltage

Test Mode	Mode 11: MIMO_10 MHz Continuous TX mode				
Frequency (MHz)	Voltage	Lower Frequency (MHz)	Lower Limit (MHz)	Upper Frequency (MHz)	Upperr Limit (MHz)
4985 MHz	Low	4980.6200	4980.0000	4989.2400	4990.0000
	Normal	4980.5700	4980.0000	4989.3800	4990.0000
	High	4980.5200	4980.0000	4989.3300	4990.0000

Frequency Stability (Temperature Variation)

Test Mode	Mode 12: MIMO_20 MHz Continuous TX mode				
Frequency (MHz)	Temp. (°C)	Lower Frequency (MHz)	Lower Limit (MHz)	Upper Frequency (MHz)	Upperr Limit (MHz)
4950 MHz	-40	4940.7500	4940.0000	4959.4400	4960.0000
	-30	4940.8000	4940.0000	4959.5800	4960.0000
	-20	4940.6200	4940.0000	4959.4600	4960.0000
	-10	4940.7500	4940.0000	4959.4300	4960.0000
	0	4940.6700	4940.0000	4959.5900	4960.0000
	10	4940.8100	4940.0000	4959.5700	4960.0000
	20(Normal)	4940.7200	4940.0000	4959.5200	4960.0000
	30	4940.7200	4940.0000	4959.5700	4960.0000
	40	4940.7900	4940.0000	4959.4300	4960.0000
	50	4940.8100	4940.0000	4959.4800	4960.0000
	60	4940.6600	4940.0000	4959.5700	4960.0000
	70	4940.7300	4940.0000	4959.4800	4960.0000
	80	4940.8100	4940.0000	4959.6100	4960.0000

Frequency Stability vs. Voltage

Test Mode	Mode 12: MIMO_20 MHz Continuous TX mode				
Frequency (MHz)	Voltage	Lower Frequency (MHz)	Lower Limit (MHz)	Upper Frequency (MHz)	Upperr Limit (MHz)
4950 MHz	Low	4940.6400	4940.0000	4959.6100	4960.0000
	Normal	4940.6600	4940.0000	4959.5700	4960.0000
	High	4940.7100	4940.0000	4959.5900	4960.0000

Frequency Stability (Temperature Variation)

Test Mode	Mode 12: MIMO_20 MHz Continuous TX mode				
Frequency (MHz)	Temp. (°C)	Lower Frequency (MHz)	Lower Limit (MHz)	Upper Frequency (MHz)	Upperr Limit (MHz)
4965 MHz	-40	4955.7700	4955.0000	4974.6700	4975.0000
	-30	4955.6200	4955.0000	4974.7700	4975.0000
	-20	4955.6100	4955.0000	4974.6300	4975.0000
	-10	4955.7100	4955.0000	4974.6600	4975.0000
	0	4955.7200	4955.0000	4974.6400	4975.0000
	10	4955.7600	4955.0000	4974.7500	4975.0000
	20(Normal)	4955.6800	4955.0000	4974.7200	4975.0000
	30	4955.6400	4955.0000	4974.7300	4975.0000
	40	4955.7000	4955.0000	4974.8000	4975.0000
	50	4955.6200	4955.0000	4974.6600	4975.0000
	60	4955.7800	4955.0000	4974.7300	4975.0000
	70	4955.7000	4955.0000	4974.7600	4975.0000
	80	4955.6300	4955.0000	4974.6600	4975.0000

Frequency Stability vs. Voltage

Test Mode	Mode 12: MIMO_20 MHz Continuous TX mode				
Frequency (MHz)	Voltage	Lower Frequency (MHz)	Lower Limit (MHz)	Upper Frequency (MHz)	Upperr Limit (MHz)
4965 MHz	Low	4955.5900	4955.0000	4974.6300	4975.0000
	Normal	4955.7200	4955.0000	4974.6700	4975.0000
	High	4955.6100	4955.0000	4974.7100	4975.0000

Frequency Stability (Temperature Variation)

Test Mode	Mode 12: MIMO_20 MHz Continuous TX mode				
Frequency (MHz)	Temp. (°C)	Lower Frequency (MHz)	Lower Limit (MHz)	Upper Frequency (MHz)	Upperr Limit (MHz)
4980 MHz	-40	4970.7300	4970.0000	4989.9100	4990.0000
	-30	4970.6800	4970.0000	4989.8800	4990.0000
	-20	4970.7900	4970.0000	4989.8800	4990.0000
	-10	4970.7300	4970.0000	4989.9100	4990.0000
	0	4970.8000	4970.0000	4989.9400	4990.0000
	10	4970.7700	4970.0000	4989.9000	4990.0000
	20(Normal)	4970.7200	4970.0000	4989.9200	4990.0000
	30	4970.6500	4970.0000	4989.9900	4990.0000
	40	4970.7400	4970.0000	4989.8900	4990.0000
	50	4970.7900	4970.0000	4989.9000	4990.0000
	60	4970.6600	4970.0000	4989.8400	4990.0000
	70	4970.8100	4970.0000	4989.8300	4990.0000
	80	4970.6300	4970.0000	4989.9200	4990.0000

Frequency Stability vs. Voltage

Test Mode	Mode 12: MIMO_20 MHz Continuous TX mode				
Frequency (MHz)	Voltage	Lower Frequency (MHz)	Lower Limit (MHz)	Upper Frequency (MHz)	Upperr Limit (MHz)
4980 MHz	Low	4970.6300	4970.0000	4989.9100	4990.0000
	Normal	4970.7500	4970.0000	4989.9400	4990.0000
	High	4970.7000	4970.0000	4989.8300	4990.0000

--- END---