




Masimo Corporation

RAD7A/Radical 7 V2

FCC 15.207:2014

FCC 15.247:2014

Report # MASI0234



NVLAP Lab Code: 200676-0

This report must not be used to claim product certification, approval, or endorsement by NVLAP, NIST, or any agency of the federal government of the United States of America. This Report may only be duplicated in its entirety

Last Date of Test: February 07, 2014
 Masimo Corporation
 Model: RAD7A/Radical 7 V2

Radio Equipment Testing

Standards

Specification	Method
FCC 15.207:2014	ANSI C63.10:2009
FCC 15.247:2014	ANSI C63.10:2009

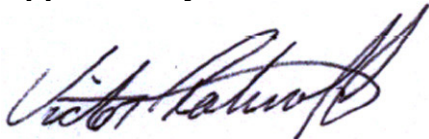
Results

Method Clause	Test Description	Applied	Results	Comments
6.2	AC Powerline Conducted Emissions	Yes	Pass	
6.5, 6.6	Spurious Radiated Emissions	Yes	Pass	
6.7	Spurious Conducted Emissions	Yes	Pass	
6.7	Band Edge Compliance	Yes	Pass	
6.9.1	Occupied Bandwidth	Yes	Pass	
6.10.2	Output Power	Yes	Pass	
6.11.2	Power Spectral Density	Yes	Pass	
7.5	Duty Cycle	Yes	N/A	Characterization of radio operation.

Deviations From Test Standards

None

Approved By:



Victor Ratinoff, Operations Manager

REVISION HISTORY

Revision Number	Description	Date	Page Number
00	None		

Barometric Pressure

The recorded barometric pressure has been normalized to sea level.

United States

FCC - Designated by the FCC as a Telecommunications Certification Body (TCB). Certification chambers, Open Area Test Sites, and conducted measurement facilities are listed with the FCC.

A2LA - Accredited by A2LA to ISO / IEC Guide 65 as a product certifier. This allows Northwest EMC to certify transmitters to FCC and IC specifications.

NVLAP - Each laboratory is accredited by NVLAP to ISO 17025

Canada

IC - Recognized by Industry Canada as a Certification Body (CB). Certification chambers and Open Area Test Sites are filed with IC.

European Union

European Commission – Validated by the European Commission as a Conformity Assessment Body (CAB) under the EMC directive and as a Notified Body under the R&TTE Directive.

Australia/New Zealand

ACMA - Recognized by ACMA as a CAB for the acceptance of test data.

Korea

MSIP / RRA - Recognized by KCC's RRA as a CAB for the acceptance of test data.

Japan

VCCI - Associate Member of the VCCI. Conducted and radiated measurement facilities are registered.

Taiwan

BSMI – Recognized by BSMI as a CAB for the acceptance of test data.

NCC - Recognized by NCC as a CAB for the acceptance of test data.

Singapore

IDA – Recognized by IDA as a CAB for the acceptance of test data.

Israel

MOC – Recognized by MOC as a CAB for the acceptance of test data.

Hong Kong

OFTA – Recognized by OFTA as a CAB for the acceptance of test data.

Vietnam

MIC – Recognized by MIC as a CAB for the acceptance of test data.

SCOPE

For details on the Scopes of our Accreditations, please visit:

<http://www.nwemc.com/accreditations/>

Measurement Uncertainty

When a measurement is made, the result will be different from the true or theoretically correct value. The difference is the result of tolerances in the measurement system that cannot be completely eliminated. To the extent that technology allows us, it has been our aim to minimize this error. Measurement uncertainty is a statistical expression of measurement error qualified by a probability distribution.



A measurement uncertainty estimation has been performed for each test per our internal quality document WP 342. The estimation is used to compare the measured result with its "true" or theoretically correct value. The expanded measurement uncertainty (K=2) for each test is listed below. Our measurement data meets or exceeds the measurement uncertainty requirements of the applicable specification; therefore, the test data can be compared directly to the specification limit to determine compliance. The calculations for estimating measurement uncertainty are based upon ETSI TR 100 028 (or CISPR 16-4-1 as applicable), and are available upon request.

The following table represents the Measurement Uncertainty (MU) budgets for each of the tests that may be contained in this report.

Test	+ MU	- MU
Frequency Accuracy (Hz)	0.12	-0.01
Amplitude Accuracy (dB)	0.49	-0.49
Conducted Power (dB)	0.41	-0.41
Radiated Power via Substitution (dB)	0.69	-0.68
Temperature (degrees C)	0.81	-0.81
Humidity (% RH)	2.89	-2.89
Field Strength (dB)	3.80	-3.80
AC Powerline Conducted Emissions (dB)	2.94	-2.94



Oregon Labs EV01-12 22975 NW Evergreen Pkwy Hillsboro, OR 97124 (503) 844-4066	California Labs OC01-13 41 Tesla Irvine, CA 92618 (949) 861-8918	New York Labs NY01-04 4939 Jordan Rd. Elbridge, NY 13060 (315) 685-0796	Minnesota Labs MN01-08 9349 W Broadway Ave. Brooklyn Park, MN 55445 (763) 425-2281	Washington Labs NC01-05, SU02, SU07 19201 120 th Ave. NE Bothell, WA 98011 (425) 984-6600
VCCI				
A-0108	A-0029		A-0109	A-0110
Industry Canada				
2834D-1, 2834D-2	2834B-1, 2834B-2, 2834B-3		2834E-1	2834F-1
NVLAP				
NVLAP Lab Code: 200630-0	NVLAP Lab Code: 200676-0	NVLAP Lab Code: 200761-0	NVLAP Lab Code: 200881-0	NVLAP Lab Code: 200629-0





WTD 13.9.30

PRODUCT DESCRIPTION

Client and Equipment Under Test (EUT) Information

Company Name:	Masimo Corporation
Address:	40 Parker
City, State, Zip:	Irvine, CA 92618
Test Requested By:	Michael Clark
Model:	RAD7A/Radical 7 V2
First Date of Test:	January 29, 2014
Last Date of Test:	February 07, 2014
Receipt Date of Samples:	January 19, 2014
Equipment Design Stage:	Production
Equipment Condition:	No Damage

Information Provided by the Party Requesting the Test

Functional Description of the EUT:

The device is a Pulse Co-Oximeter incorporating an 802.11a/b/g wireless radio assembly. Masimo radio assembly part number = 24514.

Testing Objective:

To demonstrate compliance under FCC 15.247 for operation in the 2.4 GHz and 5.8 GHz band(s).

Configuration MASI0151- 1

EUT			
Description	Manufacturer	Model/Part Number	Serial Number
Pulse Co-Oximeter	Masimo Corporation	RAD7A/Radical 7 V2	1000000349
Wireless Radio	Broadcom	BCM 4334/Azurewave AW-AH634	36235C

Configuration MASI0151- 2

EUT			
Description	Manufacturer	Model/Part Number	Serial Number
Pulse Co-Oximeter	Masimo Corporation	RAD7A/Radical 7 V2	1000000349
Wireless Radio	Broadcom	BCM 4334/Azurewave AW-AH634	36235C

Peripherals in test setup boundary

Description	Manufacturer	Model/Part Number	Serial Number
Charging and Docking Station	Masimo Corporation	RDS-1	147484
Finger Sensor	Masimo Corporation	DCI-DC12	9J042

Cables

Cable Type	Shield	Length (m)	Ferrite	Connection 1	Connection 2
AC Cable	No	1.8m	No	Charging and Docking Station	AC Mains
RS 232	No	1.8m	Yes	Charging and Docking Station	Unterminated
Vue Link Cable	No	1.8m	Yes	Charging and Docking Station	Unterminated
Nursecall Cable	No	1.0m	Yes	Charging and Docking Station	Unterminated
SpO2 Cable	Yes	3.0m	No	Pulse Co-Oximeter	Finger Sensor
Ground Cable	Yes	1.8m	No	Charging and Docking Station	Ground

Equipment Modifications

Item	Date	Test	Modification	Note	Disposition of EUT
1	01/29/2014	Occupied Bandwidth	Tested as delivered to Test Station.	No EMI suppression devices were added or modified during this test.	EUT remained at Northwest EMC following the test.
2	01/29/2014	Band Edge Compliance	Tested as delivered to Test Station.	No EMI suppression devices were added or modified during this test.	EUT remained at Northwest EMC following the test.
3	01/29/2014	Output Power	Tested as delivered to Test Station.	No EMI suppression devices were added or modified during this test.	EUT remained at Northwest EMC following the test.
4	01/29/2014	Power Spectral Density	Tested as delivered to Test Station.	No EMI suppression devices were added or modified during this test.	EUT remained at Northwest EMC following the test.
5	01/29/2014	Duty Cycle	Tested as delivered to Test Station.	No EMI suppression devices were added or modified during this test.	EUT remained at Northwest EMC following the test.
6	01/29/2014	Spurious Conducted Emissions	Tested as delivered to Test Station.	No EMI suppression devices were added or modified during this test.	EUT remained at Northwest EMC following the test.
7	02/06/2014	Spurious Radiated Emissions	Tested as delivered to Test Station.	No EMI suppression devices were added or modified during this test.	EUT remained at Northwest EMC following the test.
8	02/07/2014	AC Powerline Conducted Emissions	Tested as delivered to Test Station.	No EMI suppression devices were added or modified during this test.	Scheduled testing was completed.



AC POWERLINE CONDUCTED EMISSIONS

Testing was performed using the mode(s) of operation and configuration(s) noted within the report. The individuals and/or the organization requesting the test provided the modes, configurations and settings used to complete the evaluation. The actual test parameters are specified in the test data, this includes items such as investigated frequency range (scanned) and test levels. The testing methods and performance specifications, as well as the test site used for the evaluation are indicated in the test data.

MODES OF OPERATION

Operating 802.11bg: Channel 1, 2412MHz, 1Mbps
Operating 802.11bg: Channel 6, 2437MHz, 1Mbps
Operating 802.11bg: Channel 11, 2462MHz, 1Mbps
Operating 802.11a: Channel 149, 5745MHz, 6Mbps
Operating 802.11a: Channel 157, 5785MHz, 6Mbps
Operating 802.11a: Channel 165, 5825MHz, 6Mbps

POWER SETTINGS INVESTIGATED

120VAC/60Hz

CONFIGURATIONS INVESTIGATED

MASI0151 - 2

SAMPLE CALCULATIONS

Conducted Emissions: Adjusted Level = Measured Level + Transducer Factor + Cable Attenuation Factor + External Attenuator

TEST EQUIPMENT

Description	Manufacturer	Model	ID	Last Cal.	Interval
LISN	Solar	9252-50-24-BNC	LIA	6/3/2013	12 mo
Attenuator	Pasternack	6N10W-20	AWC	1/3/2014	12 mo
HP Filter	TTE	H97-100K-50-720B	HFP	3/1/2012	36 mo
OC06 Cables	N/A	Telecom Cables	OCP	10/8/2013	12 mo
Receiver	Rohde & Schwarz	ESCI	ARF	5/21/2013	12 mo

MEASUREMENT BANDWIDTHS

Frequency Range (MHz)	Peak Data (kHz)	Quasi-Peak Data (kHz)	Average Data (kHz)
0.01 - 0.15	1.0	0.2	0.2
0.15 - 30.0	10.0	9.0	9.0
30.0 - 1000	100.0	120.0	120.0
Above 1000	1000.0	N/A	1000.0

Measurements were made using the bandwidths and detectors specified. No video filter was used.

TEST DESCRIPTION

Using the mode of operation and configuration noted within this report, conducted emissions tests were performed. The frequency range investigated (scanned), is also noted in this report. Conducted power line measurements are made, unless otherwise specified, over the frequency range from 150 kHz to 30 MHz to determine the line-to-ground radio-noise voltage that is conducted from the EUT power-input terminals that are directly (or indirectly via separate transformer or power supplies) connected to a public power network. Equipment is tested with power cords that are normally used or that have electrical or shielding characteristics that are the same as those cords normally used. Typically those measurements are made using a LISN (Line Impedance Stabilization Network), the 50ohm measuring port is terminated by a 50ohm EMI meter or a 50ohm resistive load. All 50ohm measuring ports of the LISN are terminated by 50ohm.



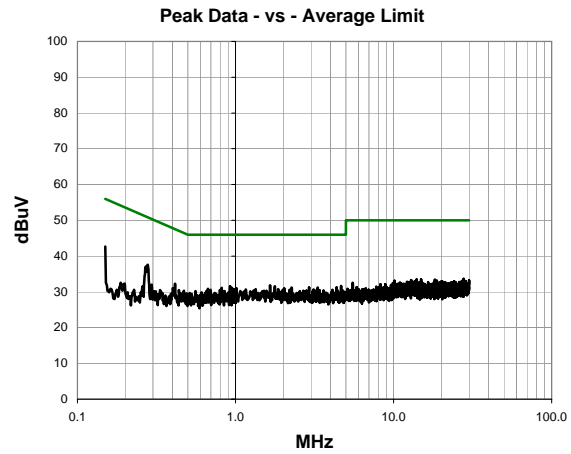
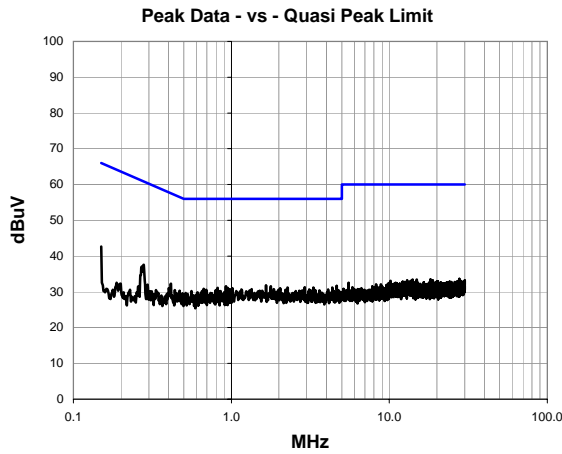
AC POWERLINE CONDUCTED EMISSIONS

PSA-ESCI 2012.12.14
PSA-ESCI Version 2013.2.20

Work Order:	MASI0151	Date:	02/07/14	
Project:	None	Temperature:	22.5 °C	
Job Site:	OC06	Humidity:	43.6% RH	
Serial Number:	1000000349	Barometric Pres.:	1011 mbar	
EUT:	RAD7A/Radical 7 V2			
Configuration:	2			
Customer:	Masimo Corporation			
Attendees:	Michael Clark			
EUT Power:	120VAC/60Hz			
Operating Mode:	Operating 802.11bg: Channel 1, 2412MHz, 1Mbps			
Deviations:	None			
Comments:	TX Power = 90			

Test Specifications	Test Method
FCC 15.207:2014	ANSI C63.10:2009

Run #	1	Line:	High Line	Ext. Attenuation:	20	Results	Pass
-------	---	-------	-----------	-------------------	----	---------	------




Freq (MHz)	Amplitude (dBuV)	Factor (dB)	Adjusted (dBuV)	Spec. Limit (dBuV)	Compared to Spec. (dB)
0.278	17.5	20.1	37.6	60.9	-23.3
0.150	22.6	20.1	42.7	66.0	-23.3
1.656	11.7	20.1	31.8	56.0	-24.2
4.648	11.5	20.2	31.7	56.0	-24.3
0.923	11.5	20.1	31.6	56.0	-24.4
1.776	11.5	20.1	31.6	56.0	-24.4
2.920	11.2	20.1	31.3	56.0	-24.7
4.360	11.1	20.2	31.3	56.0	-24.7
2.264	11.1	20.1	31.2	56.0	-24.8
3.312	11.1	20.1	31.2	56.0	-24.8
0.818	11.0	20.1	31.1	56.0	-24.9
0.949	11.0	20.1	31.1	56.0	-24.9
1.016	10.9	20.1	31.0	56.0	-25.0
2.032	10.9	20.1	31.0	56.0	-25.0
0.669	10.8	20.1	30.9	56.0	-25.1
0.980	10.7	20.1	30.8	56.0	-25.2
1.344	10.7	20.1	30.8	56.0	-25.2

Freq (MHz)	Amplitude (dBuV)	Factor (dB)	Adjusted (dBuV)	Spec. Limit (dBuV)	Compared to Spec. (dB)
0.278	17.5	20.1	37.6	50.9	-13.3
0.150	22.6	20.1	42.7	56.0	-13.3
1.656	11.7	20.1	31.8	46.0	-14.2
4.648	11.5	20.2	31.7	46.0	-14.3
0.923	11.5	20.1	31.6	46.0	-14.4
1.776	11.5	20.1	31.6	46.0	-14.4
2.920	11.2	20.1	31.3	46.0	-14.7
4.360	11.1	20.2	31.3	46.0	-14.7
2.264	11.1	20.1	31.2	46.0	-14.8
3.312	11.1	20.1	31.2	46.0	-14.8
0.818	11.0	20.1	31.1	46.0	-14.9
0.949	11.0	20.1	31.1	46.0	-14.9
1.016	10.9	20.1	31.0	46.0	-15.0
2.032	10.9	20.1	31.0	46.0	-15.0
0.669	10.8	20.1	30.9	46.0	-15.1
0.980	10.7	20.1	30.8	46.0	-15.2
1.344	10.7	20.1	30.8	46.0	-15.2



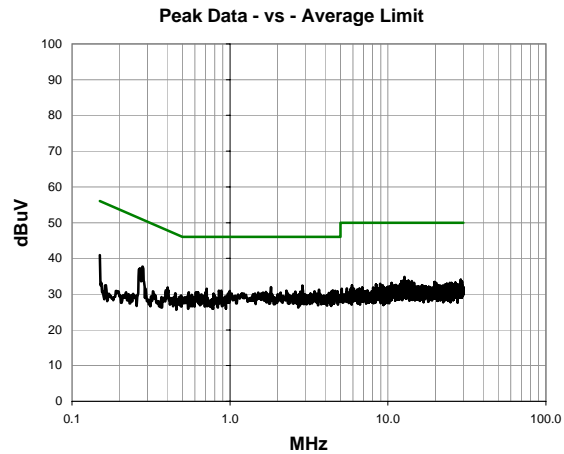
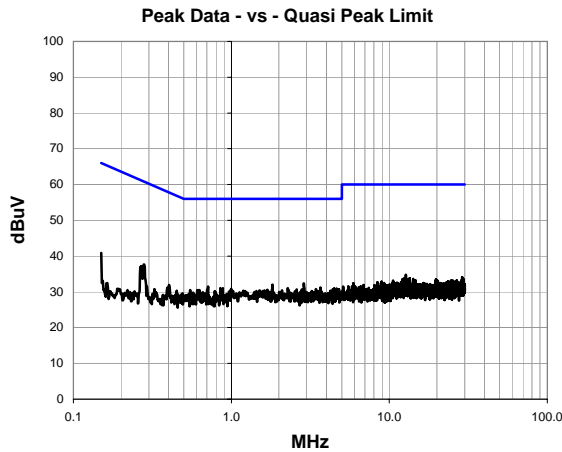
AC POWERLINE CONDUCTED EMISSIONS

PSA-ESCI 2012.12.14
PSA-ESCI Version 2013.2.20

Work Order:	MASI0151	Date:	02/07/14	
Project:	None	Temperature:	22.5 °C	
Job Site:	OC06	Humidity:	43.6% RH	
Serial Number:	1000000349	Barometric Pres.:	1011 mbar	
EUT:	RAD7A/Radical 7 V2			
Configuration:	2			
Customer:	Masimo Corporation			
Attendees:	Michael Clark			
EUT Power:	120VAC/60Hz			
Operating Mode:	Operating 802.11bg: Channel 1, 2412MHz, 1Mbps			
Deviations:	None			
Comments:	TX Power = 90			

Test Specifications	Test Method
FCC 15.207:2014	ANSI C63.10:2009

Run #	2	Line:	Neutral	Ext. Attenuation:	20	Results	Pass
-------	---	-------	---------	-------------------	----	---------	------



Peak Data - vs - Quasi Peak Limit

Freq (MHz)	Amplitude (dBuV)	Factor (dB)	Adjusted (dBuV)	Spec. Limit (dBuV)	Compared to Spec. (dB)
0.279	17.6	20.1	37.7	60.8	-23.1
2.880	12.3	20.1	32.4	56.0	-23.6
0.269	17.1	20.1	37.2	61.1	-23.9
1.816	11.9	20.1	32.0	56.0	-24.0
0.711	11.4	20.1	31.5	56.0	-24.5
3.656	11.1	20.1	31.2	56.0	-24.8
4.472	10.9	20.2	31.1	56.0	-24.9
0.852	10.9	20.1	31.0	56.0	-25.0
0.881	10.9	20.1	31.0	56.0	-25.0
2.280	10.9	20.1	31.0	56.0	-25.0
0.995	10.8	20.1	30.9	56.0	-25.1
0.150	20.8	20.1	40.9	66.0	-25.1
4.616	10.7	20.2	30.9	56.0	-25.1
12.750	14.2	20.6	34.8	60.0	-25.2
3.432	10.7	20.1	30.8	56.0	-25.2
4.384	10.6	20.2	30.8	56.0	-25.2
2.592	10.6	20.1	30.7	56.0	-25.3

Peak Data - vs - Average Limit

Freq (MHz)	Amplitude (dBuV)	Factor (dB)	Adjusted (dBuV)	Spec. Limit (dBuV)	Compared to Spec. (dB)
0.279	17.6	20.1	37.7	50.8	-13.1
2.880	12.3	20.1	32.4	46.0	-13.6
0.269	17.1	20.1	37.2	51.1	-13.9
1.816	11.9	20.1	32.0	46.0	-14.0
0.711	11.4	20.1	31.5	46.0	-14.5
3.656	11.1	20.1	31.2	46.0	-14.8
4.472	10.9	20.2	31.1	46.0	-14.9
0.852	10.9	20.1	31.0	46.0	-15.0
0.881	10.9	20.1	31.0	46.0	-15.0
2.280	10.9	20.1	31.0	46.0	-15.0
0.995	10.8	20.1	30.9	46.0	-15.1
0.150	20.8	20.1	40.9	56.0	-15.1
4.616	10.7	20.2	30.9	46.0	-15.1
12.750	14.2	20.6	34.8	50.0	-15.2
3.432	10.7	20.1	30.8	46.0	-15.2
4.384	10.6	20.2	30.8	46.0	-15.2
2.592	10.6	20.1	30.7	46.0	-15.3



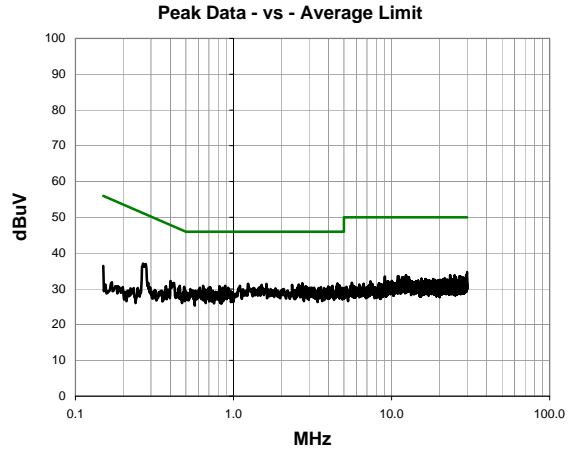
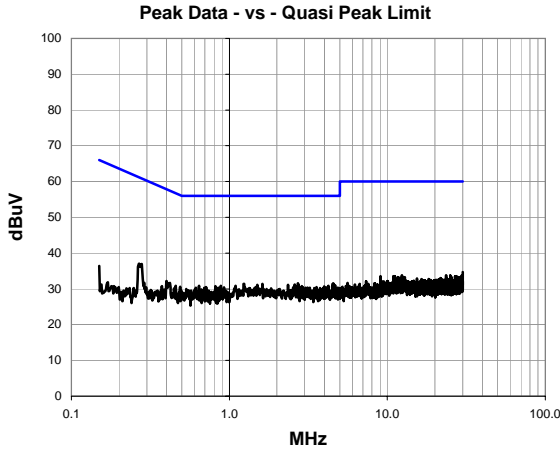
AC POWERLINE CONDUCTED EMISSIONS

PSA-ESCI 2012.12.14
PSA-ESCI Version 2013.2.20

Work Order:	MASI0151	Date:	02/07/14	
Project:	None	Temperature:	22.5 °C	
Job Site:	OC06	Humidity:	43.6% RH	
Serial Number:	1000000349	Barometric Pres.:	1011 mbar	
EUT:	RAD7A/Radical 7 V2			
Configuration:	2			
Customer:	Masimo Corporation			
Attendees:	Michael Clark			
EUT Power:	120VAC/60Hz			
Operating Mode:	Operating 802.11bg: Channel 6, 2437MHz, 1Mbps			
Deviations:	None			
Comments:	TX Power = 90			

Test Specifications	Test Method
FCC 15.207:2014	ANSI C63.10:2009

Run #	3	Line:	High Line	Ext. Attenuation:	20	Results	Pass
-------	---	-------	-----------	-------------------	----	---------	------




Freq (MHz)	Amplitude (dBuV)	Factor (dB)	Adjusted (dBuV)	Spec. Limit (dBuV)	Compared to Spec. (dB)
0.267	16.9	20.1	37.0	61.2	-24.2
2.720	11.5	20.1	31.6	56.0	-24.4
4.552	11.3	20.2	31.5	56.0	-24.5
1.232	11.3	20.1	31.4	56.0	-24.6
1.616	11.3	20.1	31.4	56.0	-24.6
2.592	11.1	20.1	31.2	56.0	-24.8
2.352	11.0	20.1	31.1	56.0	-24.9
4.672	10.8	20.2	31.0	56.0	-25.0
0.643	10.8	20.1	30.9	56.0	-25.1
0.884	10.8	20.1	30.9	56.0	-25.1
1.096	10.8	20.1	30.9	56.0	-25.1
4.224	10.7	20.1	30.8	56.0	-25.2
0.816	10.7	20.1	30.8	56.0	-25.2
2.872	10.7	20.1	30.8	56.0	-25.2
2.760	10.6	20.1	30.7	56.0	-25.3
3.976	10.6	20.1	30.7	56.0	-25.3
30.000	12.8	21.9	34.7	60.0	-25.3

Freq (MHz)	Amplitude (dBuV)	Factor (dB)	Adjusted (dBuV)	Spec. Limit (dBuV)	Compared to Spec. (dB)
0.267	16.9	20.1	37.0	51.2	-14.2
2.720	11.5	20.1	31.6	46.0	-14.4
4.552	11.3	20.2	31.5	46.0	-14.5
1.232	11.3	20.1	31.4	46.0	-14.6
1.616	11.3	20.1	31.4	46.0	-14.6
2.592	11.1	20.1	31.2	46.0	-14.8
2.352	11.0	20.1	31.1	46.0	-14.9
4.672	10.8	20.2	31.0	46.0	-15.0
0.643	10.8	20.1	30.9	46.0	-15.1
0.884	10.8	20.1	30.9	46.0	-15.1
1.096	10.8	20.1	30.9	46.0	-15.1
4.224	10.7	20.1	30.8	46.0	-15.2
0.816	10.7	20.1	30.8	46.0	-15.2
2.872	10.7	20.1	30.8	46.0	-15.2
2.760	10.6	20.1	30.7	46.0	-15.3
3.976	10.6	20.1	30.7	46.0	-15.3
30.000	12.8	21.9	34.7	50.0	-15.3

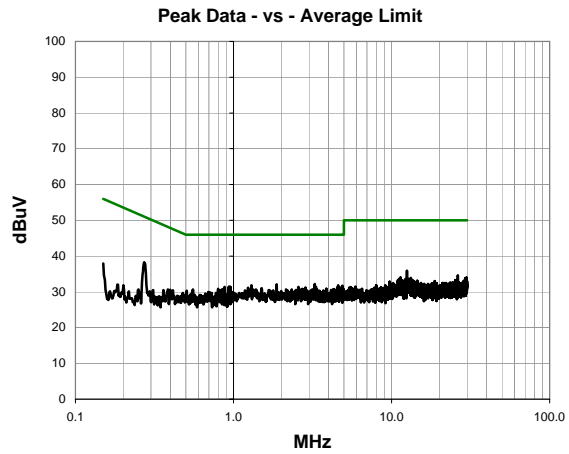
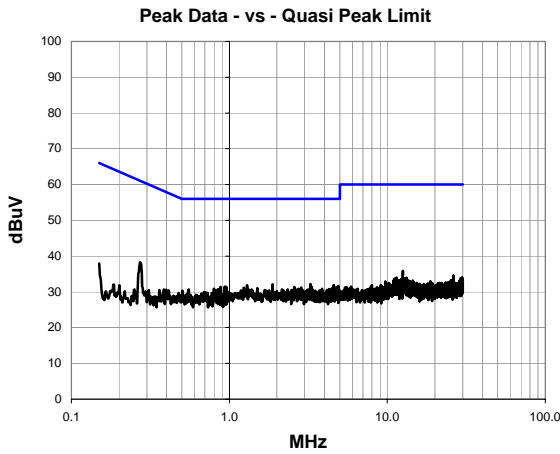


AC POWERLINE CONDUCTED EMISSIONS

PSA-ESCI 2012.12.14
PSA-ESCI Version 2013.2.20

Work Order:	MASI0151	Date:	02/07/14		
Project:	None	Temperature:	22.5 °C		
Job Site:	OC06	Humidity:	43.6% RH		
Serial Number:	1000000349	Barometric Pres.:	1011 mbar		
EUT:	RAD7A/Radical 7 V2				
Configuration:	2				
Customer:	Masimo Corporation				
Attendees:	Michael Clark				
EUT Power:	120VAC/60Hz				
Operating Mode:	Operating 802.11bg: Channel 6, 2437MHz, 1Mbps				
Deviations:	None				
Comments:	TX Power = 90				
Test Specifications	FCC 15.207:2014			Test Method	ANSI C63.10:2009

Run #	4	Line:	Neutral	Ext. Attenuation:	20	Results	Pass
-------	---	-------	---------	-------------------	----	---------	------



Freq (MHz)	Amplitude (dBuV)	Factor (dB)	Adjusted (dBuV)	Spec. Limit (dBuV)	Compared to Spec. (dB)
0.272	18.2	20.1	38.3	61.0	-22.7
3.264	12.1	20.1	32.2	56.0	-23.8
1.880	12.0	20.1	32.1	56.0	-23.9
12.520	15.3	20.6	35.9	60.0	-24.1
1.296	11.7	20.1	31.8	56.0	-24.2
4.584	11.6	20.2	31.8	56.0	-24.2
4.880	11.5	20.2	31.7	56.0	-24.3
0.939	11.4	20.1	31.5	56.0	-24.5
0.879	11.3	20.1	31.4	56.0	-24.6
0.954	11.3	20.1	31.4	56.0	-24.6
2.576	11.3	20.1	31.4	56.0	-24.6
3.328	11.3	20.1	31.4	56.0	-24.6
0.932	11.2	20.1	31.3	56.0	-24.7
2.848	11.1	20.1	31.2	56.0	-24.8
4.776	11.0	20.2	31.2	56.0	-24.8
4.648	10.9	20.2	31.1	56.0	-24.9
1.504	10.9	20.1	31.0	56.0	-25.0

Freq (MHz)	Amplitude (dBuV)	Factor (dB)	Adjusted (dBuV)	Spec. Limit (dBuV)	Compared to Spec. (dB)
0.272	18.2	20.1	38.3	51.0	-12.7
3.264	12.1	20.1	32.2	46.0	-13.8
1.880	12.0	20.1	32.1	46.0	-13.9
12.520	15.3	20.6	35.9	50.0	-14.1
1.296	11.7	20.1	31.8	46.0	-14.2
4.584	11.6	20.2	31.8	46.0	-14.2
4.880	11.5	20.2	31.7	46.0	-14.3
0.939	11.4	20.1	31.5	46.0	-14.5
0.879	11.3	20.1	31.4	46.0	-14.6
0.954	11.3	20.1	31.4	46.0	-14.6
2.576	11.3	20.1	31.4	46.0	-14.6
3.328	11.3	20.1	31.4	46.0	-14.6
0.932	11.2	20.1	31.3	46.0	-14.7
2.848	11.1	20.1	31.2	46.0	-14.8
4.776	11.0	20.2	31.2	46.0	-14.8
4.648	10.9	20.2	31.1	46.0	-14.9
1.504	10.9	20.1	31.0	46.0	-15.0



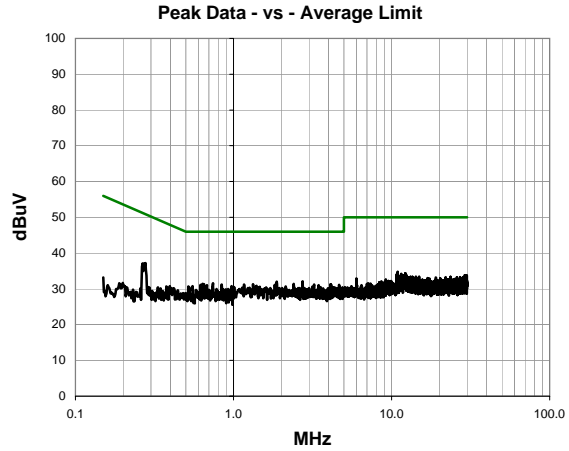
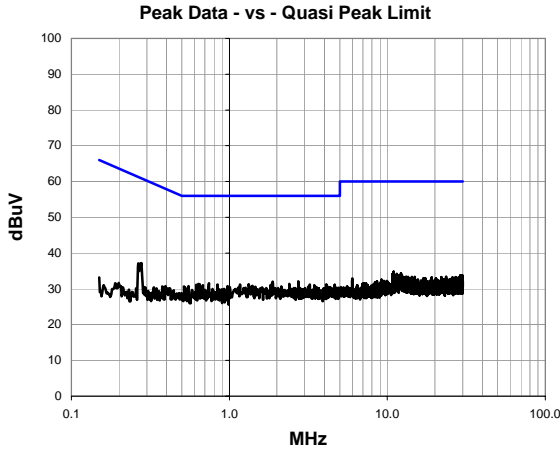
AC POWERLINE CONDUCTED EMISSIONS

PSA-ESCI 2012.12.14
PSA-ESCI Version 2013.2.20

Work Order:	MASI0151	Date:	02/07/14	
Project:	None	Temperature:	22.5 °C	
Job Site:	OC06	Humidity:	43.6% RH	
Serial Number:	1000000349	Barometric Pres.:	1011 mbar	
EUT:	RAD7A/Radical 7 V2			
Configuration:	2			
Customer:	Masimo Corporation			
Attendees:	Michael Clark			
EUT Power:	120VAC/60Hz			
Operating Mode:	Operating 802.11bg: Channel 11, 2462MHz, 1Mbps			
Deviations:	None			
Comments:	TX Power = 90			

Test Specifications	Test Method
FCC 15.207:2014	ANSI C63.10:2009

Run #	5	Line:	High Line	Ext. Attenuation:	20	Results	Pass
-------	---	-------	-----------	-------------------	----	---------	------



Freq (MHz)	Amplitude (dBuV)	Factor (dB)	Adjusted (dBuV)	Spec. Limit (dBuV)	Compared to Spec. (dB)
0.278	17.1	20.1	37.2	60.9	-23.7
2.736	12.0	20.1	32.1	56.0	-23.9
1.880	11.9	20.1	32.0	56.0	-24.0
0.742	11.5	20.1	31.6	56.0	-24.4
0.636	11.3	20.1	31.4	56.0	-24.6
2.400	11.3	20.1	31.4	56.0	-24.6
1.328	11.2	20.1	31.3	56.0	-24.7
4.104	11.1	20.1	31.2	56.0	-24.8
0.842	11.1	20.1	31.2	56.0	-24.8
1.168	11.1	20.1	31.2	56.0	-24.8
3.232	11.1	20.1	31.2	56.0	-24.8
0.618	11.0	20.1	31.1	56.0	-24.9
4.648	10.9	20.2	31.1	56.0	-24.9
0.679	10.9	20.1	31.0	56.0	-25.0
3.448	10.9	20.1	31.0	56.0	-25.0
0.551	10.7	20.1	30.8	56.0	-25.2
0.974	10.7	20.1	30.8	56.0	-25.2

Freq (MHz)	Amplitude (dBuV)	Factor (dB)	Adjusted (dBuV)	Spec. Limit (dBuV)	Compared to Spec. (dB)
0.278	17.1	20.1	37.2	50.9	-13.7
2.736	12.0	20.1	32.1	46.0	-13.9
1.880	11.9	20.1	32.0	46.0	-14.0
0.742	11.5	20.1	31.6	46.0	-14.4
0.636	11.3	20.1	31.4	46.0	-14.6
2.400	11.3	20.1	31.4	46.0	-14.6
1.328	11.2	20.1	31.3	46.0	-14.7
4.104	11.1	20.1	31.2	46.0	-14.8
0.842	11.1	20.1	31.2	46.0	-14.8
1.168	11.1	20.1	31.2	46.0	-14.8
3.232	11.1	20.1	31.2	46.0	-14.8
0.618	11.0	20.1	31.1	46.0	-14.9
4.648	10.9	20.2	31.1	46.0	-14.9
0.679	10.9	20.1	31.0	46.0	-15.0
3.448	10.9	20.1	31.0	46.0	-15.0
0.551	10.7	20.1	30.8	46.0	-15.2
0.974	10.7	20.1	30.8	46.0	-15.2



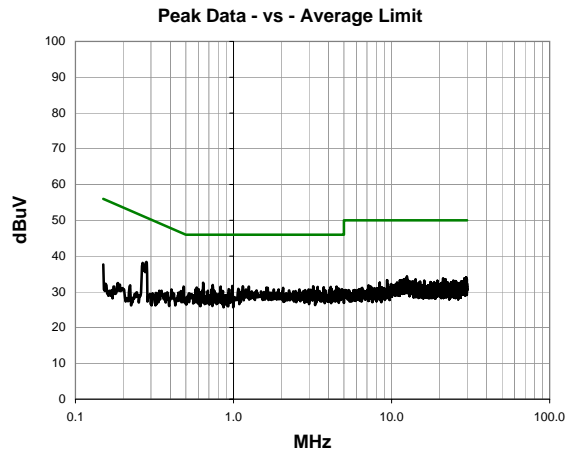
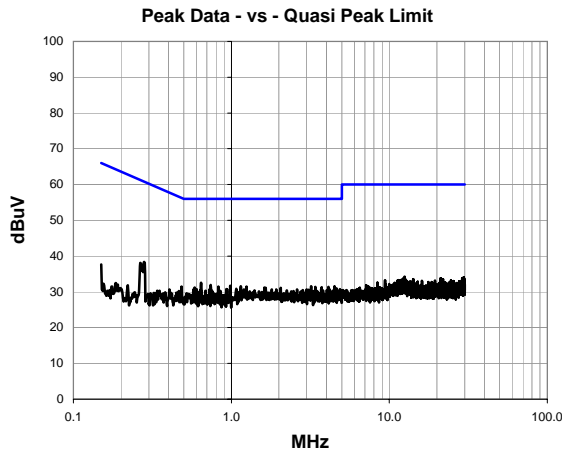
AC POWERLINE CONDUCTED EMISSIONS

PSA-ESCI 2012.12.14
PSA-ESCI Version 2013.2.20

Work Order:	MASI0151	Date:	02/07/14	
Project:	None	Temperature:	22.5 °C	
Job Site:	OC06	Humidity:	43.6% RH	
Serial Number:	1000000349	Barometric Pres.:	1011 mbar	
EUT:	RAD7A/Radical 7 V2			
Configuration:	2			
Customer:	Masimo Corporation			
Attendees:	Michael Clark			
EUT Power:	120VAC/60Hz			
Operating Mode:	Operating 802.11bg: Channel 11, 2462MHz, 1Mbps			
Deviations:	None			
Comments:	TX Power = 90			

Test Specifications	Test Method
FCC 15.207:2014	ANSI C63.10:2009

Run #	6	Line:	Neutral	Ext. Attenuation:	20	Results	Pass
-------	---	-------	---------	-------------------	----	---------	------



Peak Data - vs - Quasi Peak Limit

Freq (MHz)	Amplitude (dBuV)	Factor (dB)	Adjusted (dBuV)	Spec. Limit (dBuV)	Compared to Spec. (dB)
0.281	18.3	20.1	38.4	60.8	-22.4
0.643	12.5	20.1	32.6	56.0	-23.4
0.740	11.8	20.1	31.9	56.0	-24.1
0.983	11.6	20.1	31.7	56.0	-24.3
1.144	11.5	20.1	31.6	56.0	-24.4
3.192	11.5	20.1	31.6	56.0	-24.4
0.828	11.4	20.1	31.5	56.0	-24.5
1.248	11.4	20.1	31.5	56.0	-24.5
4.496	11.3	20.2	31.5	56.0	-24.5
4.120	11.3	20.1	31.4	56.0	-24.6
3.400	11.3	20.1	31.4	56.0	-24.6
3.728	11.2	20.1	31.3	56.0	-24.7
0.483	11.4	20.1	31.5	56.3	-24.8
0.585	11.1	20.1	31.2	56.0	-24.8
1.616	11.1	20.1	31.2	56.0	-24.8
2.056	11.0	20.1	31.1	56.0	-24.9
1.072	10.8	20.1	30.9	56.0	-25.1


Peak Data - vs - Average Limit

Freq (MHz)	Amplitude (dBuV)	Factor (dB)	Adjusted (dBuV)	Spec. Limit (dBuV)	Compared to Spec. (dB)
0.281	18.3	20.1	38.4	50.8	-12.4
0.643	12.5	20.1	32.6	46.0	-13.4
0.740	11.8	20.1	31.9	46.0	-14.1
0.983	11.6	20.1	31.7	46.0	-14.3
1.144	11.5	20.1	31.6	46.0	-14.4
3.192	11.5	20.1	31.6	46.0	-14.4
0.828	11.4	20.1	31.5	46.0	-14.5
1.248	11.4	20.1	31.5	46.0	-14.5
4.496	11.3	20.2	31.5	46.0	-14.5
4.120	11.3	20.1	31.4	46.0	-14.6
3.400	11.3	20.1	31.4	46.0	-14.6
3.728	11.2	20.1	31.3	46.0	-14.7
0.483	11.4	20.1	31.5	46.3	-14.8
0.585	11.1	20.1	31.2	46.0	-14.8
1.616	11.1	20.1	31.2	46.0	-14.8
2.056	11.0	20.1	31.1	46.0	-14.9
1.072	10.8	20.1	30.9	46.0	-15.1



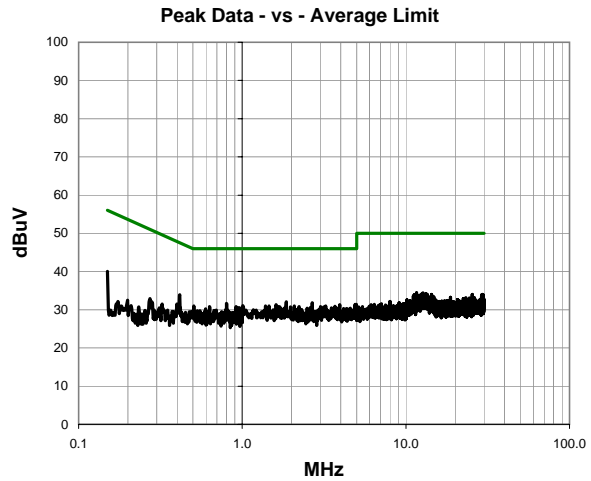
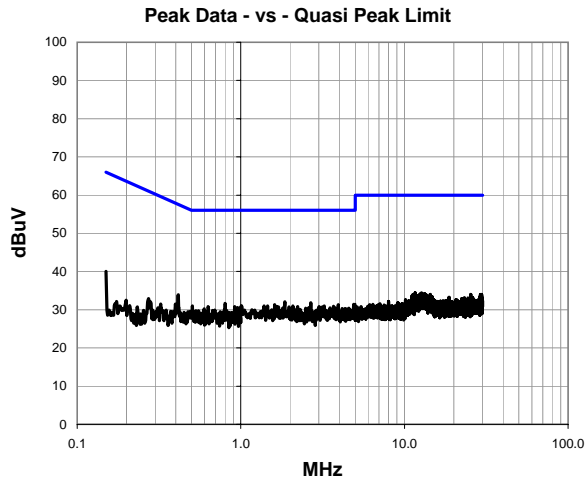
AC POWERLINE CONDUCTED EMISSIONS

PSA-ESCI 2012.12.14
PSA-ESCI Version 2013.2.20

Work Order:	MASI0151	Date:	02/07/14	
Project:	None	Temperature:	21.8 °C	
Job Site:	OC06	Humidity:	39.8% RH	
Serial Number:	100000349	Barometric Pres.:	1011 mbar	
EUT:	RAD7A/Radical 7 V2			
Configuration:	2			
Customer:	Masimo Corporation			
Attendees:	Michael Clark			
EUT Power:	120VAC/60Hz			
Operating Mode:	Operating 802.11a: Channel 149, 5745MHz, 6Mbps			
Deviations:	None			
Comments:	TX Power = 90			

Test Specifications	Test Method
FCC 15.207:2014	ANSI C63.10:2009

Run #	21	Line:	High Line	Ext. Attenuation:	20	Results	Pass
-------	----	-------	-----------	-------------------	----	---------	------



Peak Data - vs - Quasi Peak Limit

Freq (MHz)	Amplitude (dBuV)	Factor (dB)	Adjusted (dBuV)	Spec. Limit (dBuV)	Compared to Spec. (dB)
0.415	13.8	20.1	33.9	57.5	-23.6
1.856	12.0	20.1	32.1	56.0	-23.9
2.680	11.7	20.1	31.8	56.0	-24.2
0.801	11.6	20.1	31.7	56.0	-24.3
4.888	11.2	20.2	31.4	56.0	-24.6
4.976	11.2	20.2	31.4	56.0	-24.6
1.608	11.2	20.1	31.3	56.0	-24.7
3.936	11.2	20.1	31.3	56.0	-24.7
1.008	11.0	20.1	31.1	56.0	-24.9
0.505	10.9	20.1	31.0	56.0	-25.0
1.384	10.9	20.1	31.0	56.0	-25.0
1.456	10.9	20.1	31.0	56.0	-25.0
2.080	10.9	20.1	31.0	56.0	-25.0
3.240	10.9	20.1	31.0	56.0	-25.0
3.680	10.8	20.1	30.9	56.0	-25.1
0.631	10.7	20.1	30.8	56.0	-25.2
0.915	10.7	20.1	30.8	56.0	-25.2


Peak Data - vs - Average Limit

Freq (MHz)	Amplitude (dBuV)	Factor (dB)	Adjusted (dBuV)	Spec. Limit (dBuV)	Compared to Spec. (dB)
0.415	13.8	20.1	33.9	47.5	-13.6
1.856	12.0	20.1	32.1	46.0	-13.9
2.680	11.7	20.1	31.8	46.0	-14.2
0.801	11.6	20.1	31.7	46.0	-14.3
4.888	11.2	20.2	31.4	46.0	-14.6
4.976	11.2	20.2	31.4	46.0	-14.6
1.608	11.2	20.1	31.3	46.0	-14.7
3.936	11.2	20.1	31.3	46.0	-14.7
1.008	11.0	20.1	31.1	46.0	-14.9
0.505	10.9	20.1	31.0	46.0	-15.0
1.384	10.9	20.1	31.0	46.0	-15.0
1.456	10.9	20.1	31.0	46.0	-15.0
2.080	10.9	20.1	31.0	46.0	-15.0
3.240	10.9	20.1	31.0	46.0	-15.0
3.680	10.8	20.1	30.9	46.0	-15.1
0.631	10.7	20.1	30.8	46.0	-15.2
0.915	10.7	20.1	30.8	46.0	-15.2



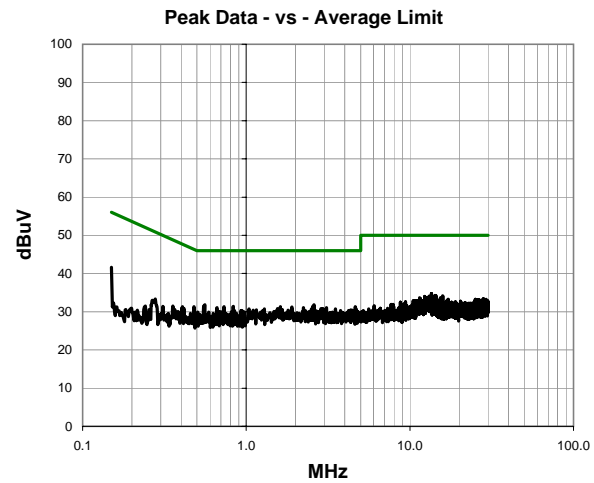
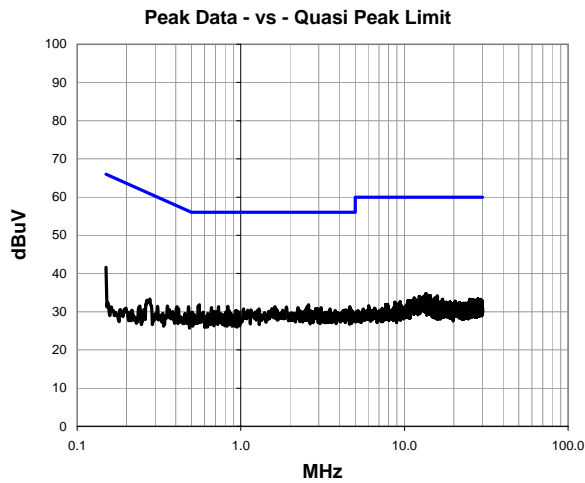
AC POWERLINE CONDUCTED EMISSIONS

PSA-ESCI 2012.12.14
PSA-ESCI Version 2013.2.20

Work Order:	MASI0151	Date:	02/07/14	
Project:	None	Temperature:	21.8 °C	
Job Site:	OC06	Humidity:	39.8% RH	
Serial Number:	1000000349	Barometric Pres.:	1011 mbar	
EUT:	RAD7A/Radical 7 V2			
Configuration:	2			
Customer:	Masimo Corporation			
Attendees:	Michael Clark			
EUT Power:	120VAC/60Hz			
Operating Mode:	Operating 802.11a: Channel 149, 5745MHz, 6Mbps			
Deviations:	None			
Comments:	TX Power = 90			

Test Specifications	Test Method
FCC 15.207:2014	ANSI C63.10:2009

Run #	22	Line:	Neutral	Ext. Attenuation:	20	Results	Pass
--------------	----	--------------	---------	--------------------------	----	----------------	------



Peak Data - vs - Quasi Peak Limit

Freq (MHz)	Amplitude (dBuV)	Factor (dB)	Adjusted (dBuV)	Spec. Limit (dBuV)	Compared to Spec. (dB)
0.558	11.7	20.1	31.8	56.0	-24.2
2.592	11.7	20.1	31.8	56.0	-24.2
0.150	21.5	20.1	41.6	66.0	-24.4
0.550	11.4	20.1	31.5	56.0	-24.5
0.833	11.3	20.1	31.4	56.0	-24.6
2.552	11.3	20.1	31.4	56.0	-24.6
0.731	11.2	20.1	31.3	56.0	-24.7
1.616	11.2	20.1	31.3	56.0	-24.7
4.640	11.1	20.2	31.3	56.0	-24.7
1.904	11.1	20.1	31.2	56.0	-24.8
0.662	11.0	20.1	31.1	56.0	-24.9
2.240	11.0	20.1	31.1	56.0	-24.9
3.096	11.0	20.1	31.1	56.0	-24.9
0.480	11.2	20.1	31.3	56.3	-25.0
2.864	10.7	20.1	30.8	56.0	-25.2
13.550	14.1	20.7	34.8	60.0	-25.2
1.040	10.6	20.1	30.7	56.0	-25.3


Peak Data - vs - Average Limit

Freq (MHz)	Amplitude (dBuV)	Factor (dB)	Adjusted (dBuV)	Spec. Limit (dBuV)	Compared to Spec. (dB)
0.558	11.7	20.1	31.8	46.0	-14.2
2.592	11.7	20.1	31.8	46.0	-14.2
0.150	21.5	20.1	41.6	56.0	-14.4
0.550	11.4	20.1	31.5	46.0	-14.5
0.833	11.3	20.1	31.4	46.0	-14.6
2.552	11.3	20.1	31.4	46.0	-14.6
0.731	11.2	20.1	31.3	46.0	-14.7
1.616	11.2	20.1	31.3	46.0	-14.7
4.640	11.1	20.2	31.3	46.0	-14.7
1.904	11.1	20.1	31.2	46.0	-14.8
0.662	11.0	20.1	31.1	46.0	-14.9
2.240	11.0	20.1	31.1	46.0	-14.9
3.096	11.0	20.1	31.1	46.0	-14.9
0.480	11.2	20.1	31.3	46.3	-15.0
2.864	10.7	20.1	30.8	46.0	-15.2
13.550	14.1	20.7	34.8	50.0	-15.2
1.040	10.6	20.1	30.7	46.0	-15.3



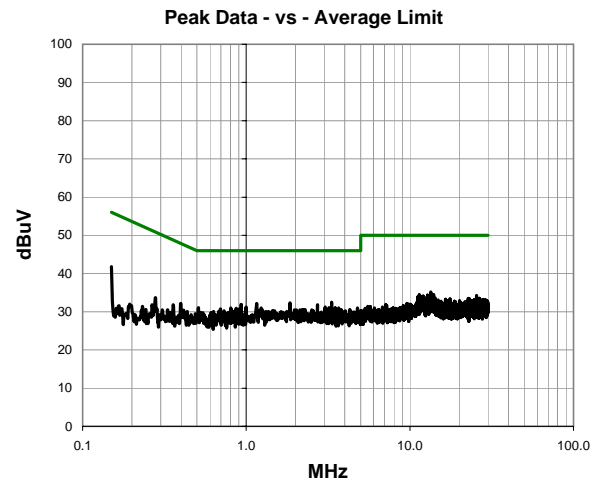
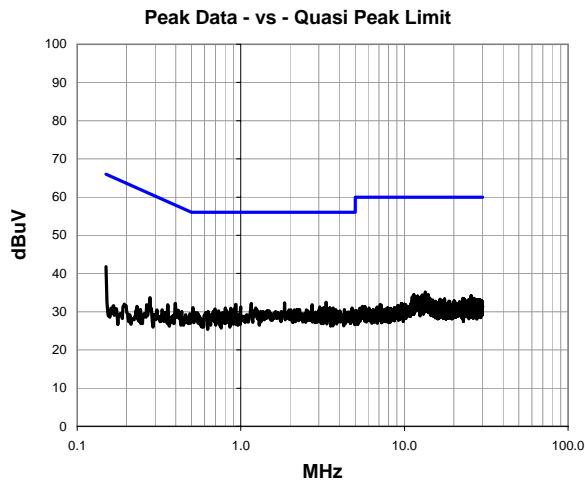
AC POWERLINE CONDUCTED EMISSIONS

PSA-ESCI 2012.12.14
PSA-ESCI Version 2013.2.20

Work Order:	MASI0151	Date:	02/07/14	
Project:	None	Temperature:	21.8 °C	
Job Site:	OC06	Humidity:	39.8% RH	
Serial Number:	100000349	Barometric Pres.:	1011 mbar	
EUT:	RAD7A/Radical 7 V2			
Configuration:	2			
Customer:	Masimo Corporation			
Attendees:	Michael Clark			
EUT Power:	120VAC/60Hz			
Operating Mode:	Operating 802.11a: Channel 157, 5785MHz, 6Mbps			
Deviations:	None			
Comments:	TX Power = 90			

Test Specifications	Test Method
FCC 15.207:2014	ANSI C63.10:2009

Run #	23	Line:	High Line	Ext. Attenuation:	20	Results	Pass
--------------	----	--------------	-----------	--------------------------	----	----------------	------



Peak Data - vs - Quasi Peak Limit

Freq (MHz)	Amplitude (dBuV)	Factor (dB)	Adjusted (dBuV)	Spec. Limit (dBuV)	Compared to Spec. (dB)
3.328	12.4	20.1	32.5	56.0	-23.5
1.848	12.2	20.1	32.3	56.0	-23.7
1.160	12.1	20.1	32.2	56.0	-23.8
0.930	11.8	20.1	31.9	56.0	-24.1
0.150	21.7	20.1	41.8	66.0	-24.2
2.720	11.7	20.1	31.8	56.0	-24.2
0.997	11.1	20.1	31.2	56.0	-24.8
3.040	11.1	20.1	31.2	56.0	-24.8
13.400	14.5	20.7	35.2	60.0	-24.8
0.510	11.0	20.1	31.1	56.0	-24.9
3.200	11.0	20.1	31.1	56.0	-24.9
0.803	10.9	20.1	31.0	56.0	-25.0
1.232	10.9	20.1	31.0	56.0	-25.0
3.488	10.9	20.1	31.0	56.0	-25.0
3.672	10.9	20.1	31.0	56.0	-25.0
4.776	10.8	20.2	31.0	56.0	-25.0
0.867	10.8	20.1	30.9	56.0	-25.1


Peak Data - vs - Average Limit

Freq (MHz)	Amplitude (dBuV)	Factor (dB)	Adjusted (dBuV)	Spec. Limit (dBuV)	Compared to Spec. (dB)
3.328	12.4	20.1	32.5	46.0	-13.5
1.848	12.2	20.1	32.3	46.0	-13.7
1.160	12.1	20.1	32.2	46.0	-13.8
0.930	11.8	20.1	31.9	46.0	-14.1
0.150	21.7	20.1	41.8	56.0	-14.2
2.720	11.7	20.1	31.8	46.0	-14.2
0.997	11.1	20.1	31.2	46.0	-14.8
3.040	11.1	20.1	31.2	46.0	-14.8
13.400	14.5	20.7	35.2	50.0	-14.8
0.510	11.0	20.1	31.1	46.0	-14.9
3.200	11.0	20.1	31.1	46.0	-14.9
0.803	10.9	20.1	31.0	46.0	-15.0
1.232	10.9	20.1	31.0	46.0	-15.0
3.488	10.9	20.1	31.0	46.0	-15.0
3.672	10.9	20.1	31.0	46.0	-15.0
4.776	10.8	20.2	31.0	46.0	-15.0
0.867	10.8	20.1	30.9	46.0	-15.1



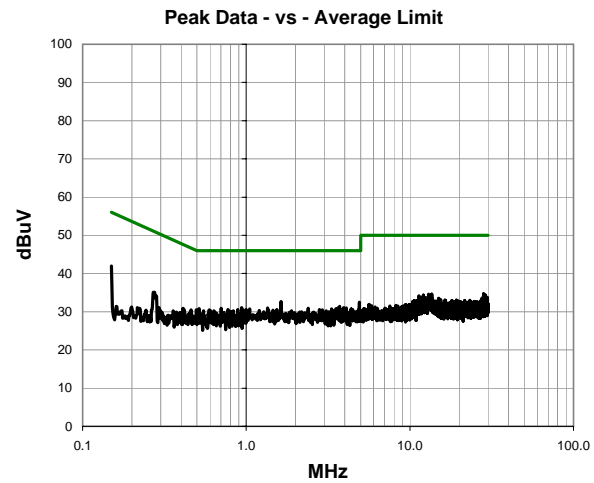
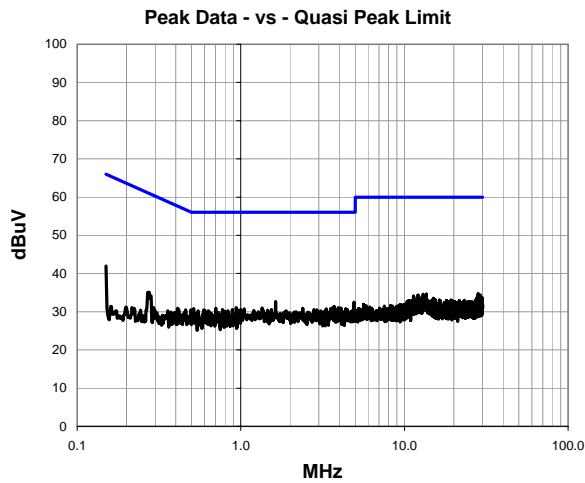
AC POWERLINE CONDUCTED EMISSIONS

PSA-ESCI 2012.12.14
PSA-ESCI Version 2013.2.20

Work Order:	MASI0151	Date:	02/07/14	
Project:	None	Temperature:	21.8 °C	
Job Site:	OC06	Humidity:	39.8% RH	
Serial Number:	100000349	Barometric Pres.:	1011 mbar	
EUT:	RAD7A/Radical 7 V2			
Configuration:	2			
Customer:	Masimo Corporation			
Attendees:	Michael Clark			
EUT Power:	120VAC/60Hz			
Operating Mode:	Operating 802.11a: Channel 157, 5785MHz, 6Mbps			
Deviations:	None			
Comments:	TX Power = 90			

Test Specifications	Test Method
FCC 15.207:2014	ANSI C63.10:2009

Run #	24	Line:	Neutral	Ext. Attenuation:	20	Results	Pass
--------------	----	--------------	---------	--------------------------	----	----------------	------



Peak Data - vs - Quasi Peak Limit

Freq (MHz)	Amplitude (dBuV)	Factor (dB)	Adjusted (dBuV)	Spec. Limit (dBuV)	Compared to Spec. (dB)
1.632	12.6	20.1	32.7	56.0	-23.3
4.912	12.3	20.2	32.5	56.0	-23.5
0.150	21.9	20.1	42.0	66.0	-24.0
3.712	11.3	20.1	31.4	56.0	-24.6
0.939	11.0	20.1	31.1	56.0	-24.9
3.656	11.0	20.1	31.1	56.0	-24.9
3.936	11.0	20.1	31.1	56.0	-24.9
1.352	10.9	20.1	31.0	56.0	-25.0
4.080	10.9	20.1	31.0	56.0	-25.0
0.703	10.8	20.1	30.9	56.0	-25.1
2.392	10.8	20.1	30.9	56.0	-25.1
0.516	10.7	20.1	30.8	56.0	-25.2
4.368	10.6	20.2	30.8	56.0	-25.2
3.328	10.6	20.1	30.7	56.0	-25.3
28.200	13.0	21.6	34.6	60.0	-25.4
0.774	10.5	20.1	30.6	56.0	-25.4
0.888	10.5	20.1	30.6	56.0	-25.4


Peak Data - vs - Average Limit

Freq (MHz)	Amplitude (dBuV)	Factor (dB)	Adjusted (dBuV)	Spec. Limit (dBuV)	Compared to Spec. (dB)
1.632	12.6	20.1	32.7	46.0	-13.3
4.912	12.3	20.2	32.5	46.0	-13.5
0.150	21.9	20.1	42.0	56.0	-14.0
3.712	11.3	20.1	31.4	46.0	-14.6
0.939	11.0	20.1	31.1	46.0	-14.9
3.656	11.0	20.1	31.1	46.0	-14.9
3.936	11.0	20.1	31.1	46.0	-14.9
1.352	10.9	20.1	31.0	46.0	-15.0
4.080	10.9	20.1	31.0	46.0	-15.0
0.703	10.8	20.1	30.9	46.0	-15.1
2.392	10.8	20.1	30.9	46.0	-15.1
0.516	10.7	20.1	30.8	46.0	-15.2
4.368	10.6	20.2	30.8	46.0	-15.2
3.328	10.6	20.1	30.7	46.0	-15.3
28.200	13.0	21.6	34.6	50.0	-15.4
0.774	10.5	20.1	30.6	46.0	-15.4
0.888	10.5	20.1	30.6	46.0	-15.4



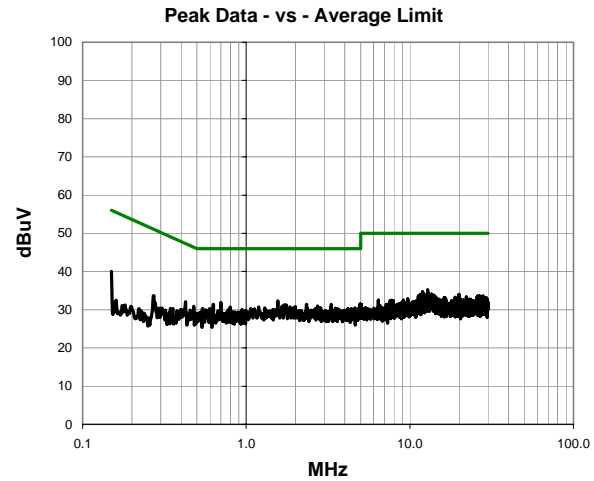
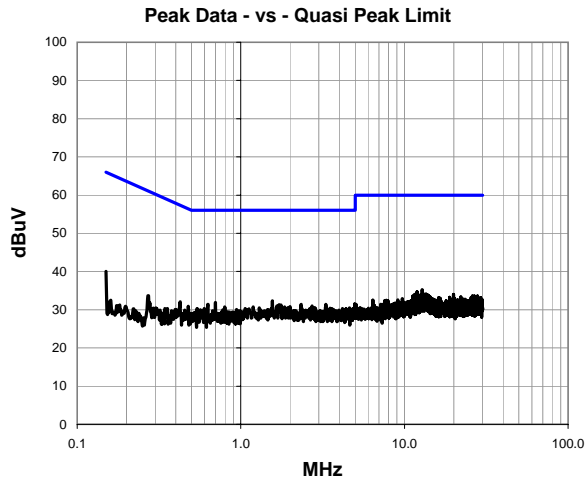
AC POWERLINE CONDUCTED EMISSIONS

PSA-ESCI 2012.12.14
PSA-ESCI Version 2013.2.20

Work Order:	MASI0151	Date:	02/07/14	 Tested by: Mark Baytan
Project:	None	Temperature:	21.8 °C	
Job Site:	OC06	Humidity:	39.8% RH	
Serial Number:	100000349	Barometric Pres.:	1011 mbar	
EUT:	RAD7A/Radical 7 V2			
Configuration:	2			
Customer:	Masimo Corporation			
Attendees:	Michael Clark			
EUT Power:	120VAC/60Hz			
Operating Mode:	Operating 802.11a: Channel 165, 5825MHz, 6Mbps			
Deviations:	None			
Comments:	TX Power = 90			

Test Specifications	Test Method
FCC 15.207:2014	ANSI C63.10:2009

Run #	25	Line:	High Line	Ext. Attenuation:	20	Results	Pass
--------------	----	--------------	-----------	--------------------------	----	----------------	------



Peak Data - vs - Quasi Peak Limit

Freq (MHz)	Amplitude (dBuV)	Factor (dB)	Adjusted (dBuV)	Spec. Limit (dBuV)	Compared to Spec. (dB)
1.560	12.2	20.1	32.3	56.0	-23.7
0.699	11.8	20.1	31.9	56.0	-24.1
4.960	11.3	20.2	31.5	56.0	-24.5
0.628	11.3	20.1	31.4	56.0	-24.6
2.336	11.3	20.1	31.4	56.0	-24.6
3.312	11.3	20.1	31.4	56.0	-24.6
1.712	11.2	20.1	31.3	56.0	-24.7
12.850	14.6	20.6	35.2	60.0	-24.8
1.664	10.9	20.1	31.0	56.0	-25.0
2.720	10.9	20.1	31.0	56.0	-25.0
2.000	10.7	20.1	30.8	56.0	-25.2
0.425	12.0	20.1	32.1	57.3	-25.2
11.950	14.2	20.5	34.7	60.0	-25.3
0.796	10.6	20.1	30.7	56.0	-25.3
1.192	10.6	20.1	30.7	56.0	-25.3
12.010	14.1	20.5	34.6	60.0	-25.4
2.824	10.5	20.1	30.6	56.0	-25.4


Peak Data - vs - Average Limit

Freq (MHz)	Amplitude (dBuV)	Factor (dB)	Adjusted (dBuV)	Spec. Limit (dBuV)	Compared to Spec. (dB)
1.560	12.2	20.1	32.3	46.0	-13.7
0.699	11.8	20.1	31.9	46.0	-14.1
4.960	11.3	20.2	31.5	46.0	-14.5
0.628	11.3	20.1	31.4	46.0	-14.6
2.336	11.3	20.1	31.4	46.0	-14.6
3.312	11.3	20.1	31.4	46.0	-14.6
1.712	11.2	20.1	31.3	46.0	-14.7
12.850	14.6	20.6	35.2	50.0	-14.8
1.664	10.9	20.1	31.0	46.0	-15.0
2.720	10.9	20.1	31.0	46.0	-15.0
2.000	10.7	20.1	30.8	46.0	-15.2
0.425	12.0	20.1	32.1	47.3	-15.2
11.950	14.2	20.5	34.7	50.0	-15.3
0.796	10.6	20.1	30.7	46.0	-15.3
1.192	10.6	20.1	30.7	46.0	-15.3
12.010	14.1	20.5	34.6	50.0	-15.4
2.824	10.5	20.1	30.6	46.0	-15.4

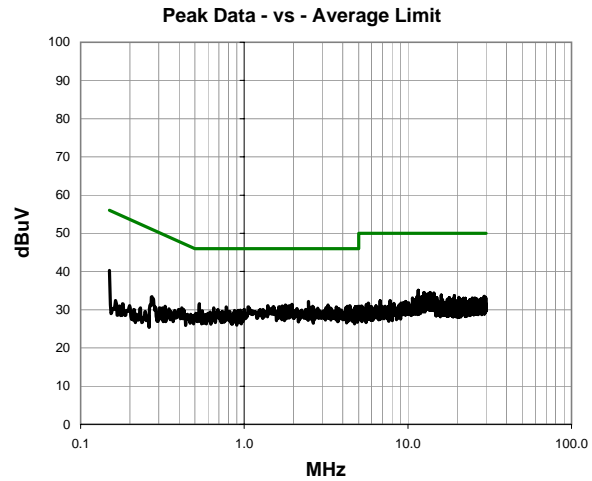
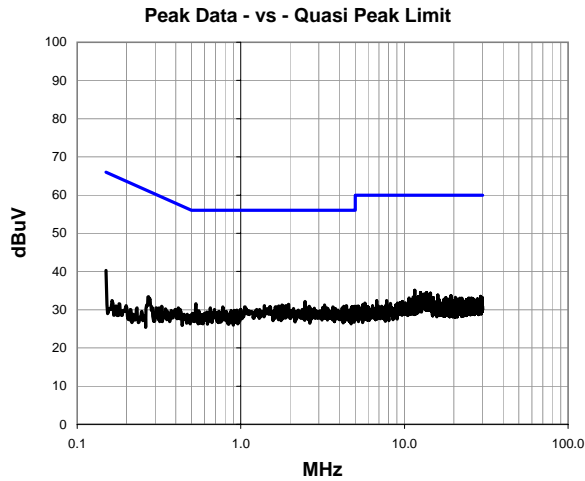


AC POWERLINE CONDUCTED EMISSIONS

PSA-ESCI 2012.12.14
PSA-ESCI Version 2013.2.20

Work Order:	MASI0151	Date:	02/07/14	 Tested by: Mark Baytan
Project:	None	Temperature:	21.8 °C	
Job Site:	OC06	Humidity:	39.8% RH	
Serial Number:	100000349	Barometric Pres.:	1011 mbar	
EUT:	RAD7A/Radical 7 V2			
Configuration:	2			
Customer:	Masimo Corporation			
Attendees:	Michael Clark			
EUT Power:	120VAC/60Hz			
Operating Mode:	Operating 802.11a: Channel 165, 5825MHz, 6Mbps			
Deviations:	None			
Comments:	TX Power = 90			

Test Specifications	Test Method						
FCC 15.207:2014	ANSI C63.10:2009						
Run #	26	Line:	Neutral	Ext. Attenuation:	20	Results	Pass



Peak Data - vs - Quasi Peak Limit

Freq (MHz)	Amplitude (dBuV)	Factor (dB)	Adjusted (dBuV)	Spec. Limit (dBuV)	Compared to Spec. (dB)
2.472	12.1	20.1	32.2	56.0	-23.8
0.531	11.5	20.1	31.6	56.0	-24.4
1.952	11.3	20.1	31.4	56.0	-24.6
1.784	11.1	20.1	31.2	56.0	-24.8
3.248	11.1	20.1	31.2	56.0	-24.8
1.392	11.0	20.1	31.1	56.0	-24.9
11.560	14.6	20.5	35.1	60.0	-24.9
4.416	10.9	20.2	31.1	56.0	-24.9
1.704	10.9	20.1	31.0	56.0	-25.0
1.816	10.9	20.1	31.0	56.0	-25.0
4.248	10.8	20.1	30.9	56.0	-25.1
2.616	10.8	20.1	30.9	56.0	-25.1
4.952	10.7	20.2	30.9	56.0	-25.1
4.784	10.6	20.2	30.8	56.0	-25.2
0.777	10.6	20.1	30.7	56.0	-25.3
1.624	10.6	20.1	30.7	56.0	-25.3
3.656	10.6	20.1	30.7	56.0	-25.3

Peak Data - vs - Average Limit

Freq (MHz)	Amplitude (dBuV)	Factor (dB)	Adjusted (dBuV)	Spec. Limit (dBuV)	Compared to Spec. (dB)
2.472	12.1	20.1	32.2	46.0	-13.8
0.531	11.5	20.1	31.6	46.0	-14.4
1.952	11.3	20.1	31.4	46.0	-14.6
1.784	11.1	20.1	31.2	46.0	-14.8
3.248	11.1	20.1	31.2	46.0	-14.8
1.392	11.0	20.1	31.1	46.0	-14.9
11.560	14.6	20.5	35.1	50.0	-14.9
4.416	10.9	20.2	31.1	46.0	-14.9
1.704	10.9	20.1	31.0	46.0	-15.0
1.816	10.9	20.1	31.0	46.0	-15.0
4.248	10.8	20.1	30.9	46.0	-15.1
2.616	10.8	20.1	30.9	46.0	-15.1
4.952	10.7	20.2	30.9	46.0	-15.1
4.784	10.6	20.2	30.8	46.0	-15.2
0.777	10.6	20.1	30.7	46.0	-15.3
1.624	10.6	20.1	30.7	46.0	-15.3
3.656	10.6	20.1	30.7	46.0	-15.3

Testing was performed using the mode(s) of operation and configuration(s) noted within the report. The individuals and/or the organization requesting the test provided the modes, configurations and settings used to complete the evaluation. The actual test parameters are specified in the test data, this includes items such as investigated frequency range (scanned) and test levels. The testing methods and performance specifications, as well as the test site used for the evaluation are indicated in the test data. The test data represents the configuration / operating mode/ model that produced the highest emission levels as compared to the specification limit.

MODES OF OPERATION

Operating 802.11a: Channel 149 (5745 MHz), Channel 157 (5785 MHz), Channel 165 (5825 MHz)

Operating 802.11bg: Channel 1 (2412MHz), Channel 6 (2437MHz), Channel 11 (2462MHz)

POWER SETTINGS INVESTIGATED

120VAC/60Hz

CONFIGURATIONS INVESTIGATED

MASI0151 - 2

FREQUENCY RANGE INVESTIGATED

Start Frequency	30 MHz	Stop Frequency	40000 MHz
-----------------	--------	----------------	-----------

SAMPLE CALCULATIONS

Radiated Emissions: Field Strength = Measured Level + Antenna Factor + Cable Factor - Amplifier Gain + Distance Adjustment Factor + External Attenuation

TEST EQUIPMENT

Description	Manufacturer	Model	ID	Last Cal.	Interval
Attenuator, 20db, 'SMA'	Weinschel Corp	4H-20	AWB	6/7/2013	12 mo
HP Filter	Micro-Tronics	HPM50111	HGC	11/27/2012	36 mo
Pre-Amplifier	Miteq	JSW45-26004000-40-5P	AVQ	1/10/2014	12 mo
Antenna, Horn	ETS	3160-10	AIX	NCR	0 mo
Cable	ESM Cable Corp.	KMKM-72	OC1	1/9/2014	12 mo
Pre-Amplifier	Miteq	AMF-6F-18002650-25-10P	AOI	1/10/2014	12 mo
Antenna, Horn	EMCO	3160-09	AHN	NCR	0 mo
OC07 Cables	ESM Cable Corp.	8-18GHz cables	OCY	1/8/2014	12 mo
Pre-Amplifier	Miteq	AMF-6F-12001800-30-10P	AVP	10/24/2013	12 mo
Antenna, Horn	EMCO	3160-08	AHK	NCR	0 mo
Pre-Amplifier	Miteq	AMF-6F-08001200-30-10P	AVL	10/24/2013	12 mo
Antenna, Horn	ETS	3160-07	AHX	NCR	0 mo
OC07 Cables	ESM Cable Corp.	1-8GHz cables	OCX	1/8/2014	12 mo
Pre-Amplifier	Miteq	AMF-3D-00100800-32-13P	AVJ	10/24/2013	12 mo
Antenna, Horn (DRG)	ETS Lindgren	3115	AIR	5/26/2011	36 mo
OC07 Cables	ESM Cable Corp.	30-1GHz cables	OCW	1/8/2014	12 mo
Pre-Amplifier	Miteq	AM-1402	AOZ	1/13/2014	12 mo
Antenna, Biconilog	EMCO	3142	AXA	11/25/2013	12 mo
Spectrum Analyzer	Agilent	N9010A	AFJ	7/10/2013	24 mo

MEASUREMENT BANDWIDTHS

Frequency Range (MHz)	Peak Data (kHz)	Quasi-Peak Data (kHz)	Average Data (kHz)
0.01 - 0.15	1.0	0.2	0.2
0.15 - 30.0	10.0	9.0	9.0
30.0 - 1000	100.0	120.0	120.0
Above 1000	1000.0	N/A	1000.0


TEST DESCRIPTION

The highest gain of each type of antenna to be used with the EUT was tested. The EUT was configured for low, mid, and high band transmit frequencies. For each configuration, the spectrum was scanned throughout the specified range. In addition, measurements were made in the restricted bands to verify compliance. While scanning, emissions from the EUT were maximized by rotating the EUT on a turntable, adjusting the position of the EUT and the EUT antenna in three orthogonal axis, and adjusting measurement antenna height and polarization. A preamp and high pass filter were used for this test in order to provide sufficient measurement sensitivity.



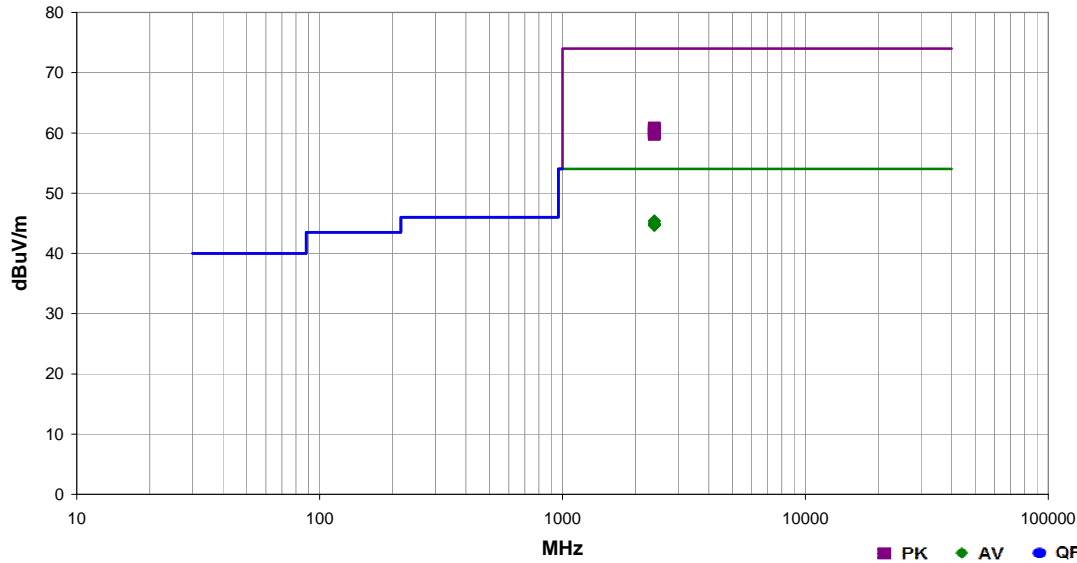
SPURIOUS RADIATED EMISSIONS

PSA-ESCI 2012.12.14
EmiRS 2014.01.02

Work Order:	MASJ0151	Date:	02/03/14	
Project:	None	Temperature:	21.3 °C	
Job Site:	OC10	Humidity:	39.4% RH	
Serial Number:	1000000349	Barometric Pres.:	1011 mbar	
EUT:	RAD7A/Radical 7 V2			
Configuration:	2			
Customer:	Masimo Corporation			
Attendees:	Michael Clark			
EUT Power:	120VAC/60Hz			
Operating Mode:	Operating 802.11bg: Channel 1 (2412MHz) Band Edge			
Deviations:	None			
Comments:	TX Power = 90			

Test Specifications	Test Method
FCC 15.247:2014	ANSI C63.10:2009

Run #	4	Test Distance (m)	3	Antenna Height(s)	1-4m	Results	Pass
-------	---	-------------------	---	-------------------	------	---------	------



Freq (MHz)	Amplitude (dBuV)	Factor (dB)	Antenna Height (meters)	Azimuth (degrees)	Test Distance (meters)	External Attenuation (dB)	Polarity/Transducer Type	Detector	Distance Adjustment (dB)	Adjusted (dBuV/m)	Spec. Limit (dBuV/m)	Compared to Spec. (dB)	Comments
2389.007	24.0	1.4	1.0	0.0	3.0	20.0	Horz	AV	0.0	45.4	54.0	-8.6	Ch.1, Z-Axis, 1Mbps
2389.003	23.9	1.4	1.0	229.0	3.0	20.0	Horz	AV	0.0	45.3	54.0	-8.7	Ch.1, Z-Axis, 11Mbps
2389.180	23.6	1.4	1.0	71.0	3.0	20.0	Vert	AV	0.0	45.0	54.0	-9.0	Ch.1, Z-Axis, 6Mbps
2389.143	23.5	1.4	1.0	117.0	3.0	20.0	Vert	AV	0.0	44.9	54.0	-9.1	Ch.1, Z-Axis, 1Mbps
2389.030	23.4	1.4	1.0	67.0	3.0	20.0	Horz	AV	0.0	44.8	54.0	-9.2	Ch.1, Y-Axis, 1Mbps
2388.853	23.4	1.4	1.0	358.0	3.0	20.0	Horz	AV	0.0	44.8	54.0	-9.2	Ch.1, Z-Axis, 54Mbps
2388.700	23.4	1.4	1.0	358.0	3.0	20.0	Vert	AV	0.0	44.8	54.0	-9.2	Ch.1, Z-Axis, 36Mbps
2389.140	23.4	1.4	1.0	165.0	3.0	20.0	Horz	AV	0.0	44.8	54.0	-9.2	Ch.1, Z-Axis, 36Mbps
2390.480	23.3	1.4	1.0	231.0	3.0	20.0	Horz	AV	0.0	44.7	54.0	-9.3	Ch.1, X-Axis, 1Mbps
2389.400	23.3	1.4	1.0	358.0	3.0	20.0	Vert	AV	0.0	44.7	54.0	-9.3	Ch.1, Z-Axis, 54Mbps
2389.743	23.3	1.4	1.9	320.0	3.0	20.0	Vert	AV	0.0	44.7	54.0	-9.3	Ch.1, Z-Axis, 11Mbps
2389.333	23.3	1.4	2.7	291.0	3.0	20.0	Vert	AV	0.0	44.7	54.0	-9.3	Ch.1, X-Axis, 11Mbps
2389.010	23.3	1.4	1.0	150.0	3.0	20.0	Horz	AV	0.0	44.7	54.0	-9.3	Ch.1, Z-Axis, 6Mbps
2390.587	23.2	1.4	1.0	94.0	3.0	20.0	Vert	AV	0.0	44.6	54.0	-9.4	Ch.1, Y-Axis, 1Mbps
2389.990	39.4	1.4	1.0	165.0	3.0	20.0	Horz	PK	0.0	60.8	74.0	-13.2	Ch.1, Z-Axis, 36Mbps
2390.570	39.3	1.4	1.0	0.0	3.0	20.0	Horz	PK	0.0	60.7	74.0	-13.3	Ch.1, Z-Axis, 1Mbps
2389.823	39.3	1.4	1.0	229.0	3.0	20.0	Horz	PK	0.0	60.7	74.0	-13.3	Ch.1, Z-Axis, 11Mbps
2390.760	39.1	1.4	1.0	71.0	3.0	20.0	Vert	PK	0.0	60.5	74.0	-13.5	Ch.1, Z-Axis, 6Mbps
2390.613	39.1	1.4	1.0	117.0	3.0	20.0	Vert	PK	0.0	60.5	74.0	-13.5	Ch.1, Z-Axis, 1Mbps
2389.867	39.1	1.4	1.0	150.0	3.0	20.0	Horz	PK	0.0	60.5	74.0	-13.5	Ch.1, Z-Axis, 6Mbps
2390.177	38.9	1.4	1.0	67.0	3.0	20.0	Horz	PK	0.0	60.3	74.0	-13.7	Ch.1, Y-Axis, 1Mbps
2389.103	38.8	1.4	2.7	291.0	3.0	20.0	Vert	PK	0.0	60.2	74.0	-13.8	Ch.1, X-Axis, 1Mbps
2388.093	38.3	1.4	1.0	358.0	3.0	20.0	Horz	PK	0.0	59.7	74.0	-14.0	Ch.1, Z-Axis, 54Mbps
2388.713	38.6	1.4	1.0	358.0	3.0	20.0	Vert	PK	0.0	60.0	74.0	-14.0	Ch.1, Z-Axis, 36Mbps
2390.997	38.6	1.4	1.0	94.0	3.0	20.0	Vert	PK	0.0	60.0	74.0	-14.0	Ch.1, Y-Axis, 1Mbps
2389.567	38.4	1.4	1.0	358.0	3.0	20.0	Vert	PK	0.0	59.8	74.0	-14.1	Ch.1, Z-Axis, 54Mbps
2389.593	38.5	1.4	1.9	320.0	3.0	20.0	Vert	PK	0.0	59.9	74.0	-14.1	Ch.1, Z-Axis, 11Mbps
2389.343	38.5	1.4	1.0	231.0	3.0	20.0	Horz	PK	0.0	59.9	74.0	-14.1	Ch.1, X-Axis, 1Mbps

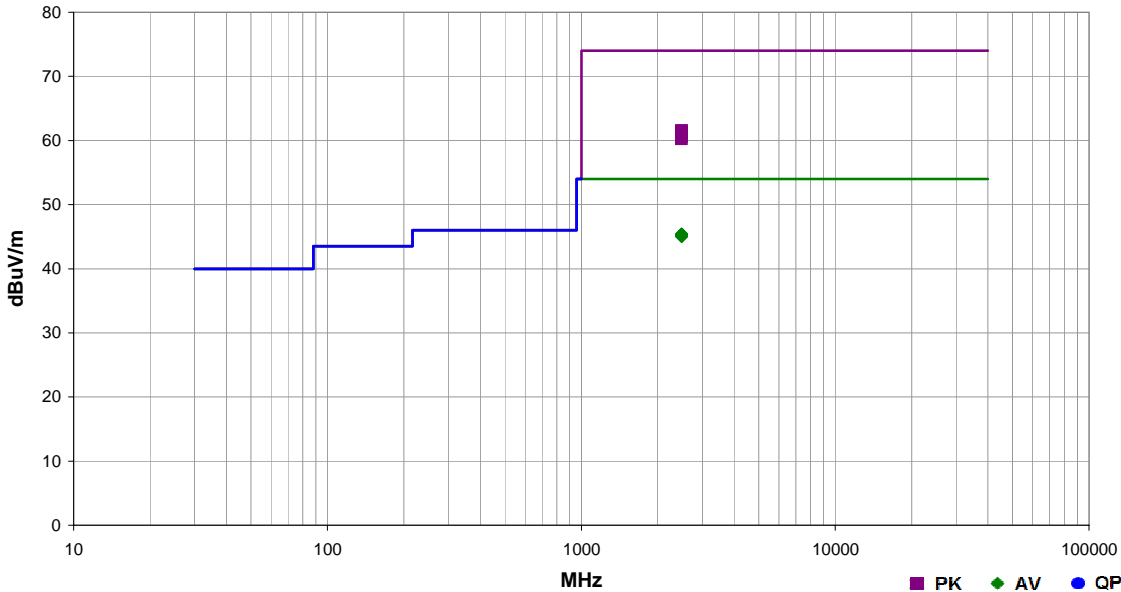


SPURIOUS RADIATED EMISSIONS

PSA-ESCI 2012.12.14
EmiR5 2014.01.02

Work Order:	MASI0151	Date:	02/04/14	
Project:	None	Temperature:	22.3 °C	
Job Site:	OC10	Humidity:	38.2% RH	
Serial Number:	1000000349	Barometric Pres.:	1011 mbar	
Tested by: Mark Baytan				
EUT:	RAD7A/Radical 7 V2			
Configuration:	2			
Customer:	Masimo Corporation			
Attendees:	Michael Clark			
EUT Power:	120VAC/60Hz			
Operating Mode:	Operating 802.11bg: Channel 11 (2462MHz) Band Edge			
Deviations:				
Comments:	TX Power = 90			

Test Specifications	Test Method						
FCC 15.247:2014	ANSI C63.10:2009						
Run #	6	Test Distance (m)	3	Antenna Height(s)	1-4m	Results	Pass



Freq (MHz)	Amplitude (dBuV)	Factor (dB)	Antenna Height (meters)	Azimuth (degrees)	Test Distance (meters)	External Attenuation (dB)	Polarity/Transducer Type	Detector	Distance Adjustment (dB)	Adjusted (dBuV/m)	Spec. Limit (dBuV/m)	Compared to Spec. (dB)	Comments
2484.443	23.6	1.8	1.0	360.0	3.0	20.0	Horz	AV	0.0	45.4	54.0	-8.6	Ch.11, 54Mbps, Z-Axis
2482.597	23.6	1.8	1.0	360.0	3.0	20.0	Horz	AV	0.0	45.4	54.0	-8.6	Ch.11, 11Mbps, Z-Axis
2482.530	23.6	1.8	1.0	360.0	3.0	20.0	Horz	AV	0.0	45.4	54.0	-8.6	Ch.11, 36Mbps, Z-Axis
2484.453	23.5	1.8	1.0	269.0	3.0	20.0	Vert	AV	0.0	45.3	54.0	-8.7	Ch.11, 6Mbps, Z-Axis
2482.930	23.5	1.8	1.0	238.0	3.0	20.0	Vert	AV	0.0	45.3	54.0	-8.7	Ch.11, 1Mbps, Z-Axis
2484.490	23.4	1.8	1.0	269.0	3.0	20.0	Vert	AV	0.0	45.2	54.0	-8.8	Ch.11, 36Mbps, Z-Axis
2484.303	23.4	1.8	1.0	269.0	3.0	20.0	Vert	AV	0.0	45.2	54.0	-8.8	Ch.11, 54Mbps, Z-Axis
2483.153	23.4	1.8	1.0	272.0	3.0	20.0	Vert	AV	0.0	45.2	54.0	-8.8	Ch.11, 1Mbps, X-Axis
2482.700	23.4	1.8	1.0	224.0	3.0	20.0	Horz	AV	0.0	45.2	54.0	-8.8	Ch.11, 6Mbps, Z-Axis
2484.393	23.3	1.8	1.0	360.0	3.0	20.0	Horz	AV	0.0	45.1	54.0	-8.9	Ch.11, 1Mbps, Z-Axis
2483.183	23.3	1.8	1.2	325.0	3.0	20.0	Horz	AV	0.0	45.1	54.0	-8.9	Ch.11, 1Mbps, Y-Axis
2482.570	23.3	1.8	1.0	348.0	3.0	20.0	Horz	AV	0.0	45.1	54.0	-8.9	Ch.11, 1Mbps, X-Axis
2483.483	23.2	1.8	3.1	3.0	3.0	20.0	Vert	AV	0.0	45.0	54.0	-9.0	Ch.11, 11Mbps, Z-Axis
2482.857	23.2	1.8	1.0	293.0	3.0	20.0	Vert	AV	0.0	45.0	54.0	-9.0	Ch.11, 1Mbps, Y-Axis
2483.700	39.7	1.8	1.0	269.0	3.0	20.0	Vert	PK	0.0	61.5	74.0	-12.5	Ch.11, 54Mbps, Z-Axis
2483.060	39.7	1.8	1.2	325.0	3.0	20.0	Horz	PK	0.0	61.5	74.0	-12.5	Ch.11, 1Mbps, Z-Axis
2482.667	39.6	1.8	1.0	269.0	3.0	20.0	Vert	PK	0.0	61.4	74.0	-12.6	Ch.11, 36Mbps, Z-Axis
2484.410	39.5	1.8	1.0	360.0	3.0	20.0	Horz	PK	0.0	61.3	74.0	-12.7	Ch.11, 36Mbps, Z-Axis
2483.017	39.3	1.8	1.0	348.0	3.0	20.0	Horz	PK	0.0	61.1	74.0	-12.9	Ch.11, 1Mbps, X-Axis
2483.527	39.2	1.8	3.1	3.0	3.0	20.0	Vert	PK	0.0	61.0	74.0	-13.0	Ch.11, 11Mbps, Z-Axis
2482.933	39.1	1.8	1.0	360.0	3.0	20.0	Horz	PK	0.0	60.9	74.0	-13.1	Ch.11, 1Mbps, Y-Axis
2484.500	39.0	1.8	1.0	269.0	3.0	20.0	Vert	PK	0.0	60.8	74.0	-13.2	Ch.11, 6Mbps, Z-Axis
2483.570	38.9	1.8	1.0	272.0	3.0	20.0	Vert	PK	0.0	60.7	74.0	-13.3	Ch.11, 1Mbps, X-Axis
2483.097	38.9	1.8	1.0	293.0	3.0	20.0	Vert	PK	0.0	60.7	74.0	-13.3	Ch.11, 1Mbps, Y-Axis
2482.833	38.9	1.8	1.0	224.0	3.0	20.0	Horz	PK	0.0	60.7	74.0	-13.3	Ch.11, 6Mbps, Z-Axis
2482.710	38.9	1.8	1.0	238.0	3.0	20.0	Vert	PK	0.0	60.7	74.0	-13.3	Ch.11, 1Mbps, Z-Axis
2482.523	38.7	1.8	1.0	360.0	3.0	20.0	Horz	PK	0.0	60.5	74.0	-13.5	Ch.11, 11Mbps, Z-Axis
2483.640	38.4	1.8	1.0	360.0	3.0	20.0	Horz	PK	0.0	60.2	74.0	-13.8	Ch.11, 54Mbps, Z-Axis

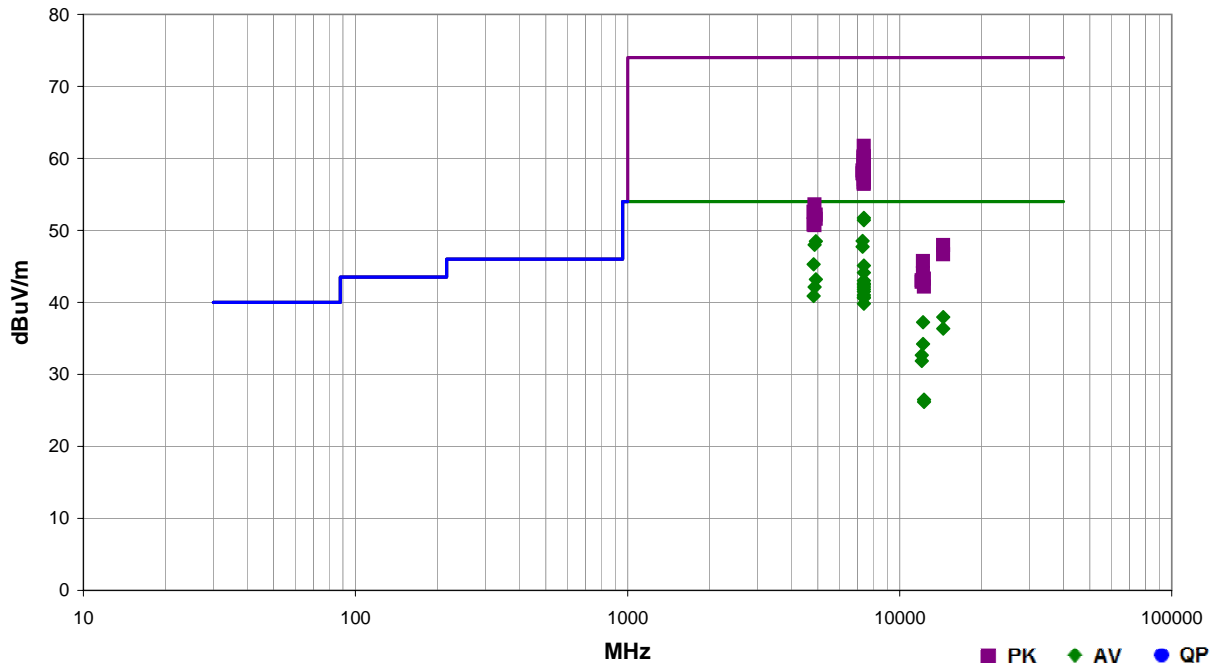


SPURIOUS RADIATED EMISSIONS

Work Order:	MASI0151	Date:	02/04/14	
Project:	None	Temperature:	23.1 °C	
Job Site:	OC10	Humidity:	38.9% RH	
Serial Number:	1000000349	Barometric Pres.:	1011 mbar	
EUT:	RAD7A/Radical 7 V2			
Configuration:	2			
Customer:	Masimo Corporation			
Attendees:	Michael Clark			
EUT Power:	120VAC/60Hz			
Operating Mode:	Operating 802.11bg: Channel 1 (2412MHz), Channel 6 (2437MHz), Channel 11 (2462MHz)			
Deviations:	None			
Comments:	TX Power = 90			

Test Specifications	Test Method
FCC 15.247:2014	ANSI C63.10:2009


Run #	9	Test Distance (m)	3	Antenna Height(s)	1-4m	Results	Pass
--------------	---	--------------------------	---	--------------------------	------	----------------	------



Freq (MHz)	Amplitude (dBuV)	Factor (dB)	Antenna Height (meters)	Azimuth (degrees)	Test Distance (meters)	External Attenuation (dB)	Polarity/Transducer Type	Detector	Distance Adjustment (dB)	Adjusted (dBuV/m)	Spec. Limit (dBuV/m)	Compared to Spec. (dB)	Comments
7386.830	35.5	16.2	1.0	233.0	3.0	0.0	Vert	AV	0.0	51.7	54.0	-2.3	Ch.11, Z-Axis, 1Mbps
7386.810	35.2	16.2	1.0	303.0	3.0	0.0	Horz	AV	0.0	51.4	54.0	-2.6	Ch.11, Z-Axis, 1Mbps
7311.817	32.4	16.1	1.0	312.0	3.0	0.0	Horz	AV	0.0	48.5	54.0	-5.5	Ch.6, Z-Axis, 1Mbps
4924.005	37.4	11.1	1.0	72.0	3.0	0.0	Vert	AV	0.0	48.5	54.0	-5.5	Ch.11, Z-Axis, 1Mbps
4874.050	37.1	10.9	1.2	21.0	3.0	0.0	Vert	AV	0.0	48.0	54.0	-6.0	Ch.6, Z-Axis, 1Mbps
7311.817	31.6	16.1	1.4	320.0	3.0	0.0	Vert	AV	0.0	47.7	54.0	-6.3	Ch.6, Z-Axis, 1Mbps
4824.040	34.5	10.8	1.0	20.0	3.0	0.0	Vert	AV	0.0	45.3	54.0	-8.7	Ch.1, Z-Axis, 1Mbps
7386.945	28.9	16.2	1.0	306.0	3.0	0.0	Horz	AV	0.0	45.1	54.0	-8.9	Ch.11, Z-Axis, 11Mbps
7387.315	27.9	16.2	1.0	236.0	3.0	0.0	Vert	AV	0.0	44.1	54.0	-9.9	Ch.11, Z-Axis, 11Mbps
4924.045	32.1	11.1	1.0	54.0	3.0	0.0	Horz	AV	0.0	43.2	54.0	-10.8	Ch.11, Z-Axis, 1Mbps
7386.135	26.8	16.2	1.0	308.0	3.0	0.0	Horz	AV	0.0	43.0	54.0	-11.0	Ch.11, Z-Axis, 6Mbps
7385.930	26.4	16.2	1.0	308.0	3.0	0.0	Horz	AV	0.0	42.6	54.0	-11.4	Ch.11, Z-Axis, 36Mbps
7386.005	26.2	16.2	1.0	290.0	3.0	0.0	Horz	AV	0.0	42.4	54.0	-11.6	Ch.11, Y-Axis, 1Mbps
7386.120	25.9	16.2	1.0	308.0	3.0	0.0	Horz	AV	0.0	42.1	54.0	-11.9	Ch.11, Z-Axis, 54Mbps
4874.092	31.2	10.9	1.0	134.0	3.0	0.0	Horz	AV	0.0	42.1	54.0	-11.9	Ch.6, Z-Axis, 1Mbps
7386.190	25.6	16.2	1.0	236.0	3.0	0.0	Vert	AV	0.0	41.8	54.0	-12.2	Ch.11, Z-Axis, 36Mbps
7386.050	45.5	16.2	1.0	306.0	3.0	0.0	Horz	PK	0.0	61.7	74.0	-12.3	Ch.11, Z-Axis, 11Mbps
7384.585	25.3	16.2	1.0	126.0	3.0	0.0	Vert	AV	0.0	41.5	54.0	-12.5	Ch.11, X-Axis, 1Mbps

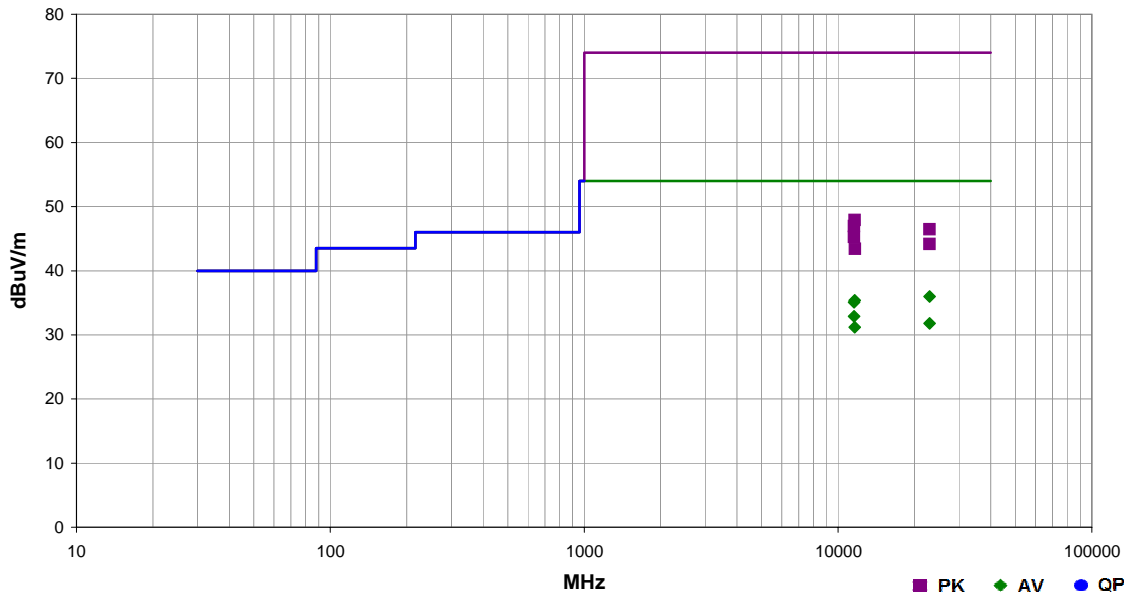
Freq (MHz)	Amplitude (dBuV)	Factor (dB)	Antenna Height (meters)	Azimuth (degrees)	Test Distance (meters)	External Attenuation (dB)	Polarity/Transducer Type	Detector	Distance Adjustment (dB)	Adjusted (dBuV/m)	Spec. Limit (dBuV/m)	Compared to Spec. (dB)	Comments
7385.840	24.8	16.2	1.0	243.0	3.0	0.0	Vert	AV	0.0	41.0	54.0	-13.0	Ch.11, Z-Axis, 6Mbps
4824.050	30.1	10.8	1.2	17.0	3.0	0.0	Horz	AV	0.0	40.9	54.0	-13.1	Ch.1, Z-Axis, 1Mbps
7385.915	24.5	16.2	1.0	110.0	3.0	0.0	Horz	AV	0.0	40.7	54.0	-13.3	Ch.11, X-Axis, 1Mbps
7384.550	24.4	16.2	1.0	152.0	3.0	0.0	Vert	AV	0.0	40.6	54.0	-13.4	Ch.11, Y-Axis, 1Mbps
7385.780	44.1	16.2	1.0	233.0	3.0	0.0	Vert	PK	0.0	60.3	74.0	-13.7	Ch.11, Z-Axis, 1Mbps
7384.550	44.0	16.2	1.0	308.0	3.0	0.0	Horz	PK	0.0	60.2	74.0	-13.8	Ch.11, Z-Axis, 36Mbps
7386.065	43.9	16.2	1.0	236.0	3.0	0.0	Vert	PK	0.0	60.1	74.0	-13.9	Ch.11, Z-Axis, 11Mbps
7384.970	43.8	16.2	1.0	303.0	3.0	0.0	Horz	PK	0.0	60.0	74.0	-14.0	Ch.11, Z-Axis, 1Mbps
7386.000	23.6	16.2	1.0	234.0	3.0	0.0	Vert	AV	0.0	39.8	54.0	-14.2	Ch.11, Z-Axis, 54Mbps
7386.780	43.5	16.2	1.0	308.0	3.0	0.0	Horz	PK	0.0	59.7	74.0	-14.3	Ch.11, Z-Axis, 6Mbps
7386.890	43.4	16.2	1.0	308.0	3.0	0.0	Horz	PK	0.0	59.6	74.0	-14.4	Ch.11, Z-Axis, 54Mbps
7387.245	42.8	16.2	1.0	290.0	3.0	0.0	Horz	PK	0.0	59.0	74.0	-15.0	Ch.11, Y-Axis, 1Mbps
7312.317	42.2	16.1	1.0	312.0	3.0	0.0	Horz	PK	0.0	58.3	74.0	-15.7	Ch.6, Z-Axis, 1Mbps
14472.110	34.3	3.7	1.0	65.0	3.0	0.0	Vert	AV	0.0	38.0	54.0	-16.0	Ch.1, Z-Axis, 1Mbps
7384.945	41.7	16.2	1.0	236.0	3.0	0.0	Vert	PK	0.0	57.9	74.0	-16.1	Ch.11, Z-Axis, 36Mbps
7310.025	41.8	16.1	1.4	320.0	3.0	0.0	Vert	PK	0.0	57.9	74.0	-16.1	Ch.6, Z-Axis, 1Mbps
7386.950	41.5	16.2	1.0	126.0	3.0	0.0	Vert	PK	0.0	57.7	74.0	-16.3	Ch.11, Z-Axis, 1Mbps
12185.880	46.5	-9.3	1.0	231.0	3.0	0.0	Vert	AV	0.0	37.2	54.0	-16.8	Ch.6, Z-Axis, 1Mbps
7386.900	40.9	16.2	1.0	243.0	3.0	0.0	Vert	PK	0.0	57.1	74.0	-16.9	Ch.11, Z-Axis, 6Mbps
7385.050	40.5	16.2	1.0	152.0	3.0	0.0	Vert	PK	0.0	56.7	74.0	-17.3	Ch.11, Y-Axis, 1Mbps
7386.300	40.4	16.2	1.0	110.0	3.0	0.0	Horz	PK	0.0	56.6	74.0	-17.4	Ch.11, X-Axis, 1Mbps
7386.655	40.2	16.2	1.0	234.0	3.0	0.0	Vert	PK	0.0	56.4	74.0	-17.6	Ch.11, Z-Axis, 54Mbps
14472.100	32.7	3.7	1.1	296.0	3.0	0.0	Horz	AV	0.0	36.4	54.0	-17.6	Ch.1, Z-Axis, 1Mbps
12185.840	43.5	-9.3	1.2	218.0	3.0	0.0	Horz	AV	0.0	34.2	54.0	-19.8	Ch.6, Z-Axis, 1Mbps
4873.942	42.7	10.9	1.2	21.0	3.0	0.0	Vert	PK	0.0	53.6	74.0	-20.4	Ch.6, Z-Axis, 1Mbps
12060.850	42.1	-9.4	1.1	128.0	3.0	0.0	Vert	AV	0.0	32.7	54.0	-21.3	Ch.1, Z-Axis, 1Mbps
4823.915	41.8	10.8	1.0	20.0	3.0	0.0	Vert	PK	0.0	52.6	74.0	-21.4	Ch.1, Z-Axis, 1Mbps
4924.360	41.1	11.1	1.0	72.0	3.0	0.0	Vert	PK	0.0	52.2	74.0	-21.8	Ch.11, Z-Axis, 1Mbps
12060.850	41.3	-9.4	1.2	219.0	3.0	0.0	Horz	AV	0.0	31.9	54.0	-22.1	Ch.1, Z-Axis, 1Mbps
4924.280	40.5	11.1	1.0	54.0	3.0	0.0	Horz	PK	0.0	51.6	74.0	-22.4	Ch.11, Z-Axis, 1Mbps
4823.995	40.0	10.8	1.2	17.0	3.0	0.0	Horz	PK	0.0	50.8	74.0	-23.2	Ch.1, Z-Axis, 1Mbps
4874.100	39.8	10.9	1.0	134.0	3.0	0.0	Horz	PK	0.0	50.7	74.0	-23.3	Ch.6, Z-Axis, 1Mbps
14471.930	44.3	3.7	1.0	65.0	3.0	0.0	Vert	PK	0.0	48.0	74.0	-26.0	Ch.1, Z-Axis, 1Mbps
14471.990	43.0	3.7	1.1	296.0	3.0	0.0	Horz	PK	0.0	46.7	74.0	-27.3	Ch.1, Z-Axis, 1Mbps
12308.760	35.6	-9.1	1.2	207.0	3.0	0.0	Horz	AV	0.0	26.5	54.0	-27.5	Ch.11, Z-Axis, 1Mbps
12308.940	35.3	-9.1	1.2	296.0	3.0	0.0	Vert	AV	0.0	26.2	54.0	-27.8	Ch.11, Z-Axis, 1Mbps
12184.950	55.0	-9.3	1.0	231.0	3.0	0.0	Vert	PK	0.0	45.7	74.0	-28.3	Ch.6, Z-Axis, 1Mbps
12185.770	53.3	-9.3	1.2	218.0	3.0	0.0	Horz	PK	0.0	44.0	74.0	-30.0	Ch.6, Z-Axis, 1Mbps
12308.970	52.4	-9.1	1.2	207.0	3.0	0.0	Horz	PK	0.0	43.3	74.0	-30.7	Ch.11, Z-Axis, 1Mbps
12059.940	52.5	-9.4	1.1	128.0	3.0	0.0	Vert	PK	0.0	43.1	74.0	-30.9	Ch.1, Z-Axis, 1Mbps
12060.120	52.3	-9.4	1.2	219.0	3.0	0.0	Horz	PK	0.0	42.9	74.0	-31.1	Ch.1, Z-Axis, 1Mbps
12306.580	51.3	-9.1	1.2	296.0	3.0	0.0	Vert	PK	0.0	42.2	74.0	-31.8	Ch.11, Z-Axis, 1Mbps

SPURIOUS RADIATED EMISSIONS

Work Order:	MASI0151	Date:	02/06/14	
Project:	None	Temperature:	22.2 °C	
Job Site:	OC07	Humidity:	41.2% RH	
Serial Number:	1000000349	Barometric Pres.:	1013 mbar	
EUT:	RAD7A/Radical 7 V2			
Configuration:	2			
Customer:	Masimo Corporation			
Attendees:	Michael Clark			
EUT Power:	120VAC/60Hz			
Operating Mode:	Operating 802.11a: Channel 149 (5745 MHz), Channel 157 (5785 MHz), Channel 165 (5825 MHz)			
Deviations:	None			
Comments:	TX Power = 90			

Test Specifications	FCC 15.247:2014	Test Method	ANSI C63.10:2009
---------------------	-----------------	-------------	------------------

Run #	57	Test Distance (m)	3	Antenna Height(s)	1-4m	Results	Pass
-------	----	-------------------	---	-------------------	------	---------	------



Freq (MHz)	Amplitude (dBuV)	Factor (dB)	Antenna Height (meters)	Azimuth (degrees)	Test Distance (meters)	External Attenuation (dB)	Polarity/Transducer Type	Detector	Distance Adjustment (dB)	Adjusted (dBuV/m)	Spec. Limit (dBuV/m)	Compared to Spec. (dB)	Comments
22980.230	38.5	-2.5	0.0	173.0	3.0	0.0	Horz	AV	0.0	36.0	54.0	-18.0	EUT Vertical, Channel 149, 6 Mbps
11650.450	44.1	-8.7	1.0	279.0	3.0	0.0	Horz	AV	0.0	35.4	54.0	-18.6	EUT Vertical, Channel 165, 6 Mbps
11570.200	44.0	-8.9	1.0	283.0	3.0	0.0	Horz	AV	0.0	35.1	54.0	-18.9	EUT Vertical, Channel 157, 6 Mbps
11570.230	41.8	-8.9	1.1	244.0	3.0	0.0	Vert	AV	0.0	32.9	54.0	-21.1	EUT Vertical, Channel 157, 6 Mbps
22980.240	34.3	-2.5	0.0	358.0	3.0	0.0	Vert	AV	0.0	31.8	54.0	-22.2	EUT Vertical, Channel 149, 6 Mbps
11650.220	39.9	-8.7	1.0	312.0	3.0	0.0	Vert	AV	0.0	31.2	54.0	-22.8	EUT Vertical, Channel 165, 6 Mbps
11649.230	56.6	-8.7	1.0	279.0	3.0	0.0	Horz	PK	0.0	47.9	74.0	-26.1	EUT Vertical, Channel 165, 6 Mbps
11568.320	55.9	-8.9	1.0	283.0	3.0	0.0	Horz	PK	0.0	47.0	74.0	-27.0	EUT Vertical, Channel 157, 6 Mbps
22980.190	49.0	-2.5	0.0	173.0	3.0	0.0	Horz	PK	0.0	46.5	74.0	-27.5	EUT Vertical, Channel 149, 6 Mbps
11567.750	54.2	-8.9	1.1	244.0	3.0	0.0	Vert	PK	0.0	45.3	74.0	-28.7	EUT Vertical, Channel 157, 6 Mbps
22980.920	46.7	-2.5	0.0	358.0	3.0	0.0	Vert	PK	0.0	44.2	74.0	-29.8	EUT Vertical, Channel 149, 6 Mbps
11654.730	52.1	-8.7	1.0	312.0	3.0	0.0	Vert	PK	0.0	43.4	74.0	-30.6	EUT Vertical, Channel 165, 6 Mbps

**SPURIOUS CONDUCTED
EMISSIONS**

Testing was performed using the mode(s) of operation and configuration(s) noted within the report. The individuals and/or the organization requesting the test provided the modes, configurations and settings used to complete the evaluation. The actual test parameters are specified in the test data, this includes items such as investigated frequency range (scanned) and test levels. The testing methods and performance specifications, as well as the test site used for the evaluation are indicated in the test data.

TEST EQUIPMENT

Description	Manufacturer	Model	ID	Last Cal.	Interval (mos)
Spectrum Analyzer	Agilent	E4446A	AAY	2/22/2013	24
OC13 Cables	Fairview Microwave	SCA1814-0101-120	OCZ	NCR	0
Attenuator, 20db, 'SMA'	Weinschel Corp	4H-20	AWB	6/7/2013	12
40GHz DC Block	Miteq	DCB4000	AMD	5/16/2013	12
Power Meter	Hewlett Packard	E4418A	SPA	4/11/2012	24
Power Sensor	Agilent	E4412A	SQE	4/11/2012	24
Signal Generator	Agilent	E8257D	TGU	2/1/2012	36

TEST DESCRIPTION

The spurious RF conducted emissions were measured with the EUT set to low, medium and high transmit frequencies. The measurements were made using a direct connection between the RF output of the EUT and the spectrum analyzer. The EUT was transmitting at the data rate(s) listed in the datasheet. For each transmit frequency, the spectrum was scanned throughout the specified frequency range.



SPURIOUS CONDUCTED EMISSIONS

XMit 2013.08.15
PsaTx 2013.10.23

EUT: RAD7A/Radical 7 V2	Work Order: MAS10151
Serial Number: 1000003035	Date: 01/29/14
Customer: Massimo Corporation	Temperature: 24.3°C
Attendees: Mike Clark	Humidity: 41%
Project: None	Barometric Pres.: 1011
Tested by: Jaemi Suh	Power: Battery
	Job Site: OC13

TEST SPECIFICATIONS	Test Method
FCC 15.247:2014	ANSI C63.10:2009

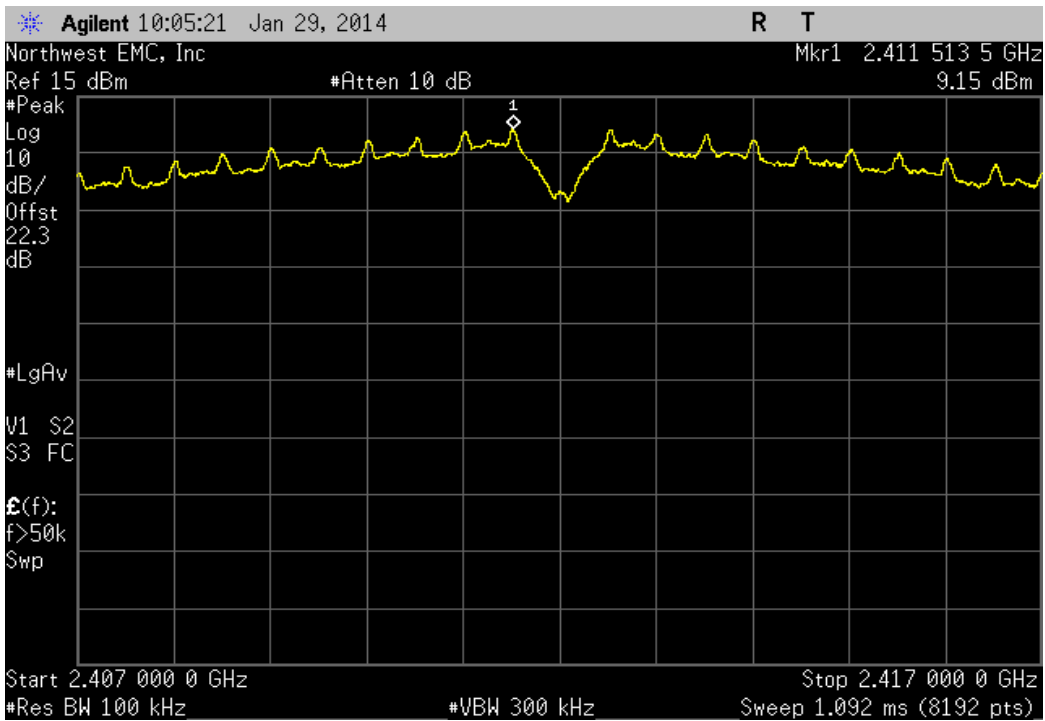
COMMENTS
TX Power set to 90.

DEVIATIONS FROM TEST STANDARD
None

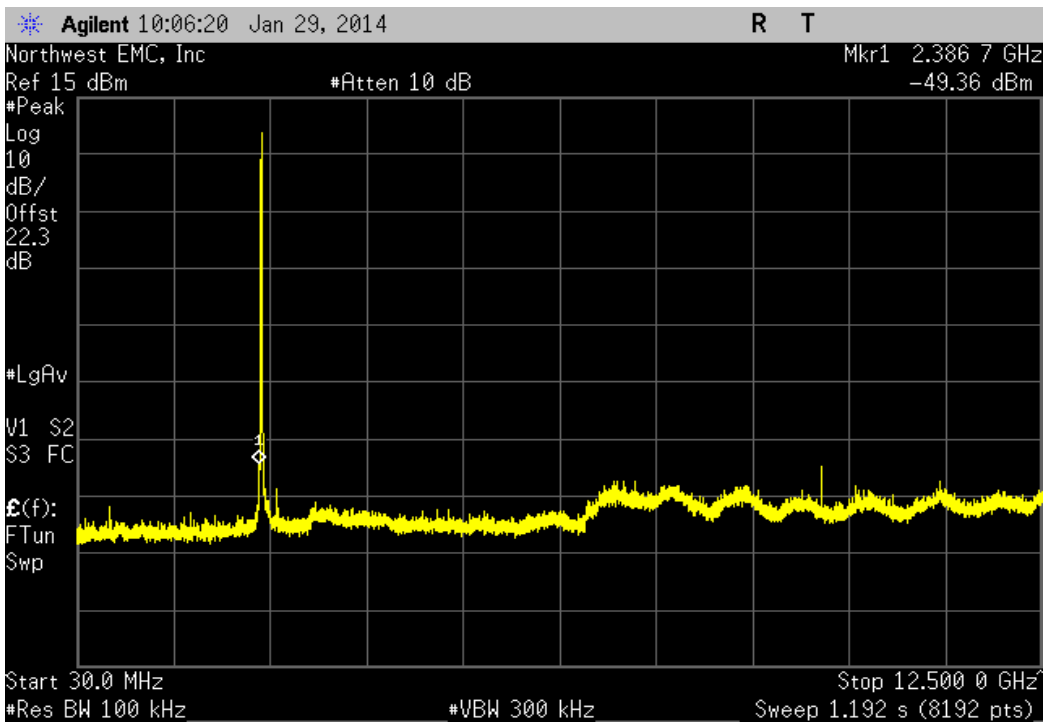
Configuration #	1	Signature
-----------------	---	-----------

Frequency Range	Value	Limit	Result
2400 MHz - 2483.5 MHz Band			
802.11(b) 1 Mbps			
Low Channel 1, 2412 MHz	Fundamental	N/A	N/A
Low Channel 1, 2412 MHz	30 MHz - 12.5 GHz	-58.51 dBc	≤ -20 dBc
Low Channel 1, 2412 MHz	12.5 GHz - 25 GHz	-56.72 dBc	≤ -20 dBc
Mid Channel 6, 2437 MHz	Fundamental	N/A	N/A
Mid Channel 6, 2437 MHz	30 MHz - 12.5 GHz	-59.89 dBc	≤ -20 dBc
Mid Channel 6, 2437 MHz	12.5 GHz - 25 GHz	-55.54 dBc	≤ -20 dBc
High Channel 11, 2462 MHz	Fundamental	N/A	N/A
High Channel 11, 2462 MHz	30 MHz - 12.5 GHz	-61.62 dBc	≤ -20 dBc
High Channel 11, 2462 MHz	12.5 GHz - 25 GHz	-56.75 dBc	≤ -20 dBc
802.11(b) 11 Mbps			
Low Channel 1, 2412 MHz	Fundamental	N/A	N/A
Low Channel 1, 2412 MHz	30 MHz - 12.5 GHz	-60.42 dBc	≤ -20 dBc
Low Channel 1, 2412 MHz	12.5 GHz - 25 GHz	-56.07 dBc	≤ -20 dBc
Mid Channel 6, 2437 MHz	Fundamental	N/A	N/A
Mid Channel 6, 2437 MHz	30 MHz - 12.5 GHz	-61.51 dBc	≤ -20 dBc
Mid Channel 6, 2437 MHz	12.5 GHz - 25 GHz	-57.78 dBc	≤ -20 dBc
High Channel 11, 2462 MHz	Fundamental	N/A	N/A
High Channel 11, 2462 MHz	30 MHz - 12.5 GHz	-61.55 dBc	≤ -20 dBc
High Channel 11, 2462 MHz	12.5 GHz - 25 GHz	-56.38 dBc	≤ -20 dBc
802.11(g) 6 Mbps			
Low Channel 1, 2412 MHz	Fundamental	N/A	N/A
Low Channel 1, 2412 MHz	30 MHz - 12.5 GHz	-46.5 dBc	≤ -20 dBc
Low Channel 1, 2412 MHz	12.5 GHz - 25 GHz	-53.09 dBc	≤ -20 dBc
Mid Channel 6, 2437 MHz	Fundamental	N/A	N/A
Mid Channel 6, 2437 MHz	30 MHz - 12.5 GHz	-58.18 dBc	≤ -20 dBc
Mid Channel 6, 2437 MHz	12.5 GHz - 25 GHz	-53.56 dBc	≤ -20 dBc
High Channel 11, 2462 MHz	Fundamental	N/A	N/A
High Channel 11, 2462 MHz	30 MHz - 12.5 GHz	-57.08 dBc	≤ -20 dBc
High Channel 11, 2462 MHz	12.5 GHz - 25 GHz	-52.47 dBc	≤ -20 dBc
802.11(g) 36 Mbps			
Low Channel 1, 2412 MHz	Fundamental	N/A	N/A
Low Channel 1, 2412 MHz	30 MHz - 12.5 GHz	-46.34 dBc	≤ -20 dBc
Low Channel 1, 2412 MHz	12.5 GHz - 25 GHz	-52.86 dBc	≤ -20 dBc
Mid Channel 6, 2437 MHz	Fundamental	N/A	N/A
Mid Channel 6, 2437 MHz	30 MHz - 12.5 GHz	-58.64 dBc	≤ -20 dBc
Mid Channel 6, 2437 MHz	12.5 GHz - 25 GHz	-53.68 dBc	≤ -20 dBc
High Channel 11, 2462 MHz	Fundamental	N/A	N/A
High Channel 11, 2462 MHz	30 MHz - 12.5 GHz	-57.58 dBc	≤ -20 dBc
High Channel 11, 2462 MHz	12.5 GHz - 25 GHz	-53.81 dBc	≤ -20 dBc
802.11(g) 54 Mbps			
Low Channel 1, 2412 MHz	Fundamental	N/A	N/A
Low Channel 1, 2412 MHz	30 MHz - 12.5 GHz	-46.03 dBc	≤ -20 dBc
Low Channel 1, 2412 MHz	12.5 GHz - 25 GHz	-53.93 dBc	≤ -20 dBc
Mid Channel 6, 2437 MHz	Fundamental	N/A	N/A
Mid Channel 6, 2437 MHz	30 MHz - 12.5 GHz	-58.35 dBc	≤ -20 dBc
Mid Channel 6, 2437 MHz	12.5 GHz - 25 GHz	-53.71 dBc	≤ -20 dBc
High Channel 11, 2462 MHz	Fundamental	N/A	N/A
High Channel 11, 2462 MHz	30 MHz - 12.5 GHz	-56.87 dBc	≤ -20 dBc
High Channel 11, 2462 MHz	12.5 GHz - 25 GHz	-54.45 dBc	≤ -20 dBc
5725 MHz - 5850 MHz Band			
802.11(a) 6 Mbps			
Low Channel 149, 5745 MHz	Fundamental	N/A	N/A
Low Channel 149, 5745 MHz	30 MHz - 12.5 GHz	-49.2 dBc	≤ -20 dBc
Low Channel 149, 5745 MHz	12.5 GHz - 25 GHz	-55.27 dBc	≤ -20 dBc
Low Channel 149, 5745 MHz	25 GHz - 32 GHz	-54.29 dBc	≤ -20 dBc
Low Channel 149, 5745 MHz	32 GHz - 40 GHz	-47.64 dBc	≤ -20 dBc
Mid Channel 157, 5785 MHz	Fundamental	N/A	N/A
Mid Channel 157, 5785 MHz	30 MHz - 12.5 GHz	-57.01 dBc	≤ -20 dBc
Mid Channel 157, 5785 MHz	12.5 GHz - 25 GHz	-53.88 dBc	≤ -20 dBc
Mid Channel 157, 5785 MHz	25 GHz - 32 GHz	-53.66 dBc	≤ -20 dBc
Mid Channel 157, 5785 MHz	32 GHz - 40 GHz	-46.08 dBc	≤ -20 dBc
High Channel 165, 5825 MHz	Fundamental	N/A	N/A
High Channel 165, 5825 MHz	30 MHz - 12.5 GHz	-52.45 dBc	≤ -20 dBc
High Channel 165, 5825 MHz	12.5 GHz - 25 GHz	-54.6 dBc	≤ -20 dBc
High Channel 165, 5825 MHz	25 GHz - 32 GHz	-53.55 dBc	≤ -20 dBc
High Channel 165, 5825 MHz	32 GHz - 40 GHz	-46.16 dBc	≤ -20 dBc
802.11(a) 36 Mbps			
Low Channel 149, 5745 MHz	Fundamental	N/A	N/A
Low Channel 149, 5745 MHz	30 MHz - 12.5 GHz	-47.66 dBc	≤ -20 dBc
Low Channel 149, 5745 MHz	12.5 GHz - 25 GHz	-54.39 dBc	≤ -20 dBc
Low Channel 149, 5745 MHz	25 GHz - 32 GHz	-54.26 dBc	≤ -20 dBc
Low Channel 149, 5745 MHz	32 GHz - 40 GHz	-46.84 dBc	≤ -20 dBc
Mid Channel 157, 5785 MHz	Fundamental	N/A	N/A
Mid Channel 157, 5785 MHz	30 MHz - 12.5 GHz	-56.73 dBc	≤ -20 dBc
Mid Channel 157, 5785 MHz	12.5 GHz - 25 GHz	-54.17 dBc	≤ -20 dBc
Mid Channel 157, 5785 MHz	25 GHz - 32 GHz	-53.62 dBc	≤ -20 dBc
Mid Channel 157, 5785 MHz	32 GHz - 40 GHz	-46.13 dBc	≤ -20 dBc
High Channel 165, 5825 MHz	Fundamental	N/A	N/A
High Channel 165, 5825 MHz	30 MHz - 12.5 GHz	-51.78 dBc	≤ -20 dBc
High Channel 165, 5825 MHz	12.5 GHz - 25 GHz	-54.86 dBc	≤ -20 dBc
High Channel 165, 5825 MHz	25 GHz - 32 GHz	-53.93 dBc	≤ -20 dBc
High Channel 165, 5825 MHz	32 GHz - 40 GHz	-46.01 dBc	≤ -20 dBc
802.11(a) 54 Mbps			
Low Channel 149, 5745 MHz	Fundamental	N/A	N/A
Low Channel 149, 5745 MHz	30 MHz - 12.5 GHz	-48.33 dBc	≤ -20 dBc
Low Channel 149, 5745 MHz	12.5 GHz - 25 GHz	-54.56 dBc	≤ -20 dBc
Low Channel 149, 5745 MHz	25 GHz - 32 GHz	-54.69 dBc	≤ -20 dBc
Low Channel 149, 5745 MHz	32 GHz - 40 GHz	-46.78 dBc	≤ -20 dBc
Mid Channel 157, 5785 MHz	Fundamental	N/A	N/A
Mid Channel 157, 5785 MHz	30 MHz - 12.5 GHz	-56.03 dBc	≤ -20 dBc
Mid Channel 157, 5785 MHz	12.5 GHz - 25 GHz	-55.19 dBc	≤ -20 dBc
Mid Channel 157, 5785 MHz	25 GHz - 32 GHz	-53.92 dBc	≤ -20 dBc
Mid Channel 157, 5785 MHz	32 GHz - 40 GHz	-46.5 dBc	≤ -20 dBc
High Channel 165, 5825 MHz	Fundamental	N/A	N/A
High Channel 165, 5825 MHz	30 MHz - 12.5 GHz	-51.01 dBc	≤ -20 dBc
High Channel 165, 5825 MHz	12.5 GHz - 25 GHz	-53.65 dBc	≤ -20 dBc
High Channel 165, 5825 MHz	25 GHz - 32 GHz	-54.27 dBc	≤ -20 dBc
High Channel 165, 5825 MHz	32 GHz - 40 GHz	-45.96 dBc	≤ -20 dBc

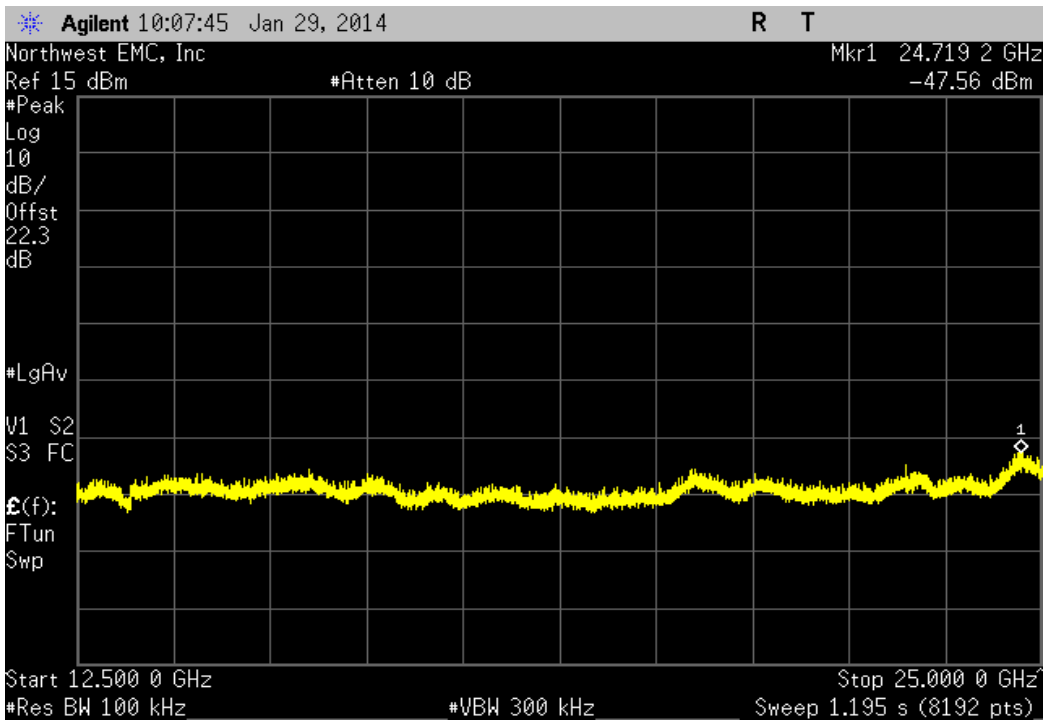
2400 MHz - 2483.5 MHz Band, 802.11(b) 1 Mbps, Low Channel 1, 2412 MHz				
Frequency Range		Value	Limit	Result
Fundamental		N/A	N/A	N/A



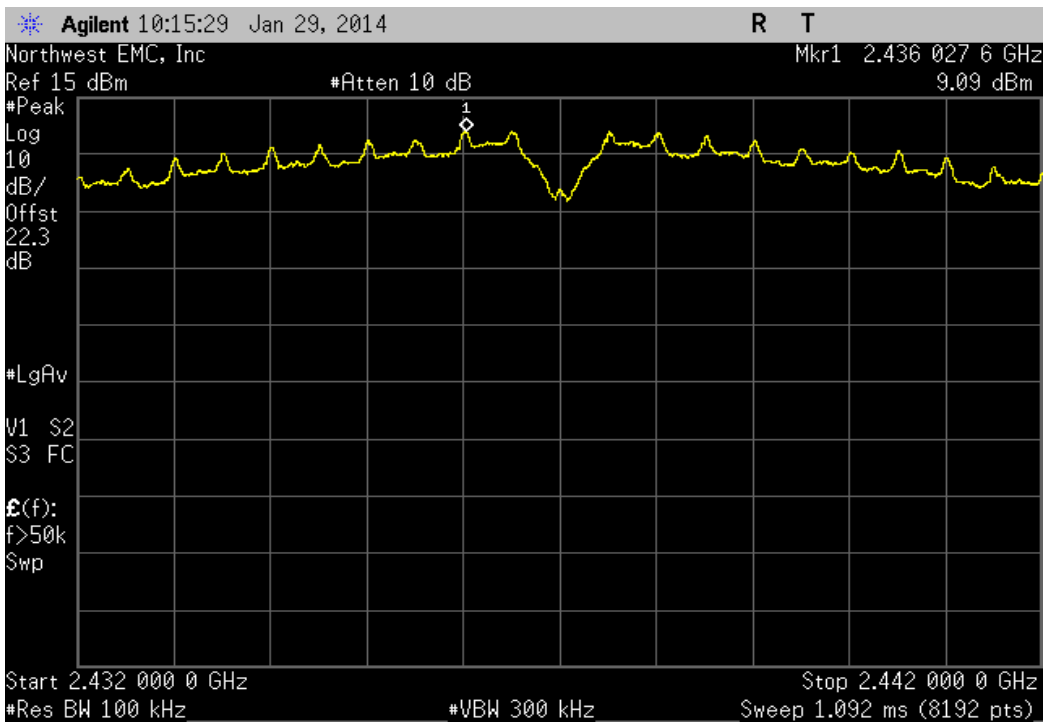
2400 MHz - 2483.5 MHz Band, 802.11(b) 1 Mbps, Low Channel 1, 2412 MHz				
Frequency Range		Value	Limit	Result
30 MHz - 12.5 GHz		-58.51 dBc	≤ -20 dBc	Pass



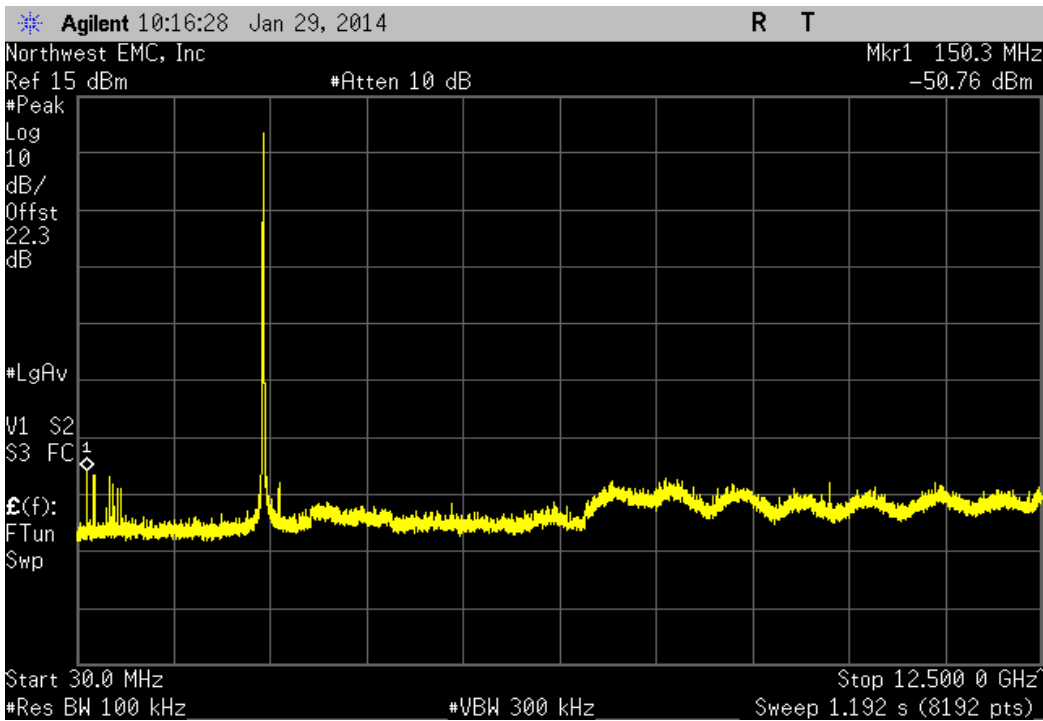
2400 MHz - 2483.5 MHz Band, 802.11(b) 1 Mbps, Low Channel 1, 2412 MHz			
Frequency Range	Value	Limit	Result
12.5 GHz - 25 GHz	-56.72 dBc	≤ -20 dBc	Pass



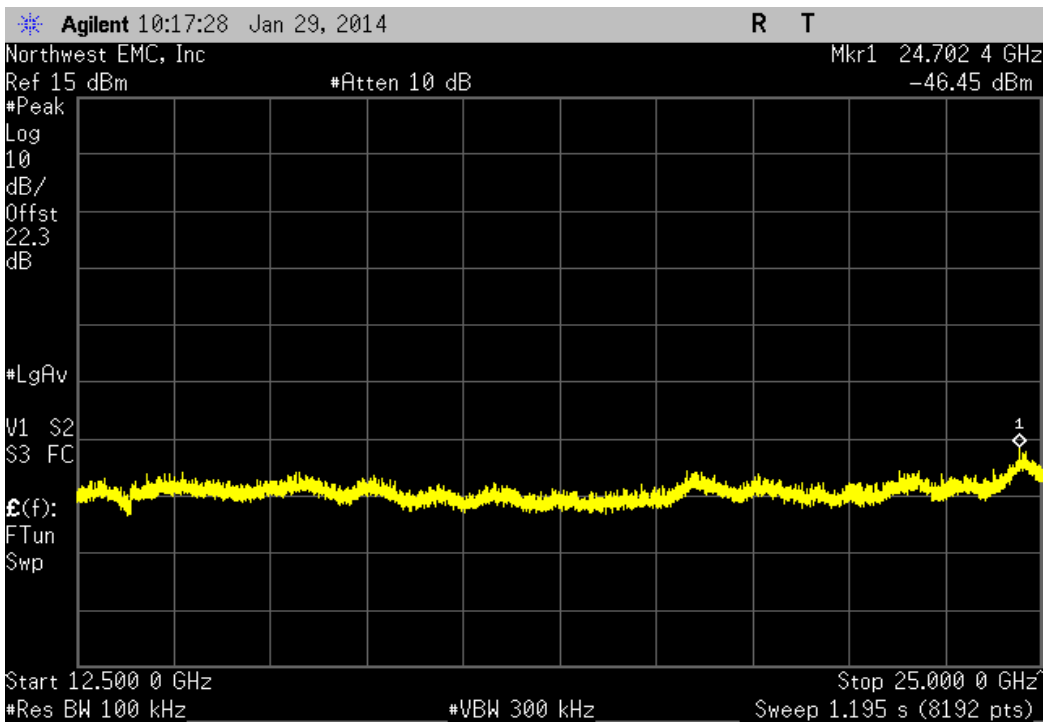
2400 MHz - 2483.5 MHz Band, 802.11(b) 1 Mbps, Mid Channel 6, 2437 MHz			
Frequency Range	Value	Limit	Result
Fundamental	N/A	N/A	N/A



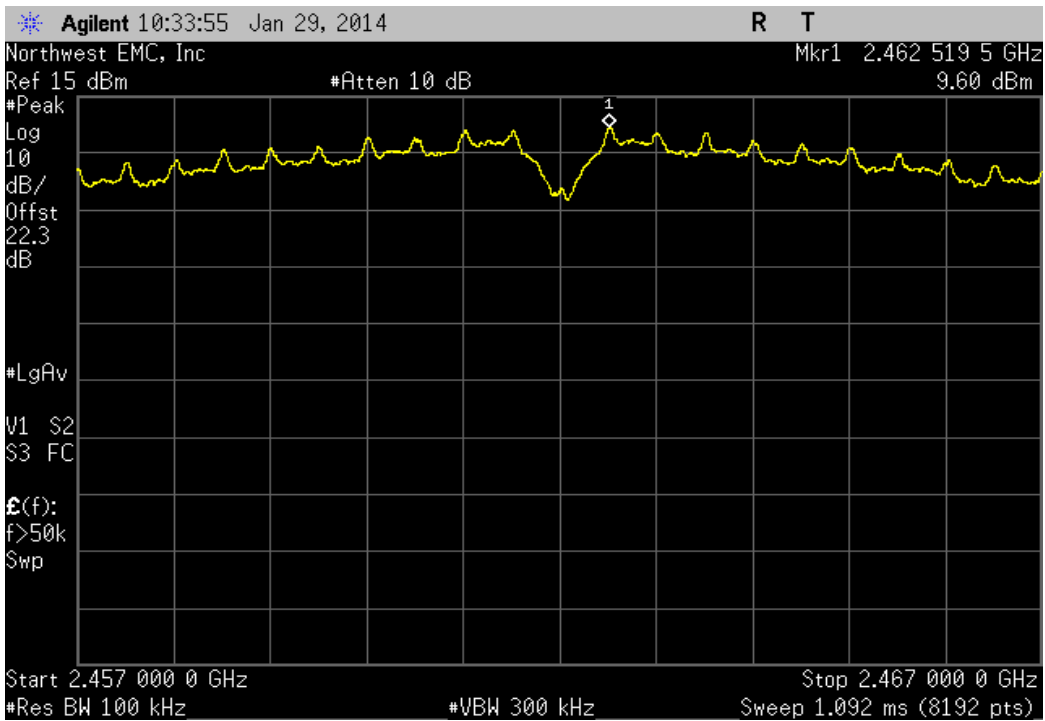
2400 MHz - 2483.5 MHz Band, 802.11(b) 1 Mbps, Mid Channel 6, 2437 MHz			
Frequency Range	Value	Limit	Result
30 MHz - 12.5 GHz	-59.85 dBc	≤ -20 dBc	Pass



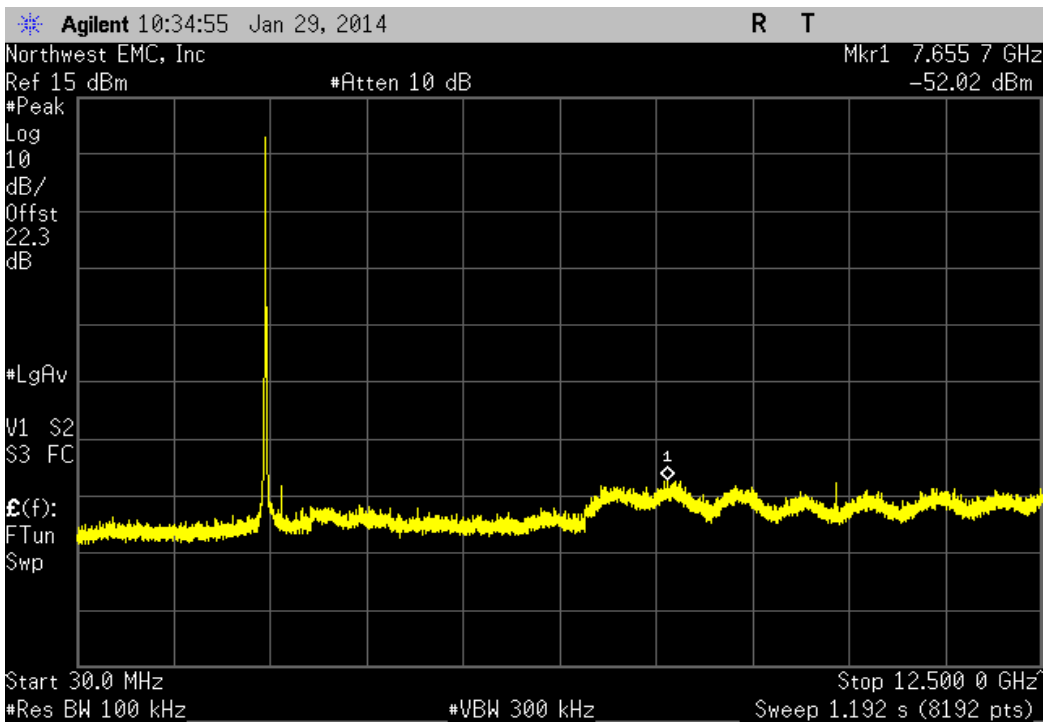
2400 MHz - 2483.5 MHz Band, 802.11(b) 1 Mbps, Mid Channel 6, 2437 MHz			
Frequency Range	Value	Limit	Result
12.5 GHz - 25 GHz	-55.54 dBc	≤ -20 dBc	Pass



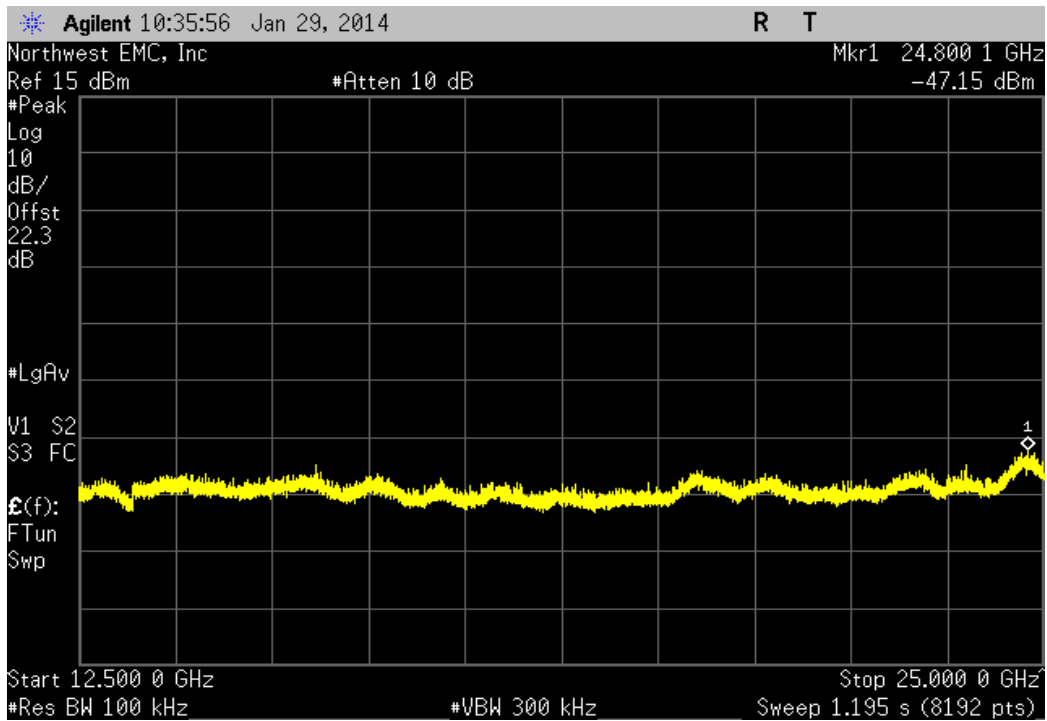
2400 MHz - 2483.5 MHz Band, 802.11(b) 1 Mbps, High Channel 11, 2462 MHz				
Frequency Range		Value	Limit	Result
Fundamental		N/A	N/A	N/A



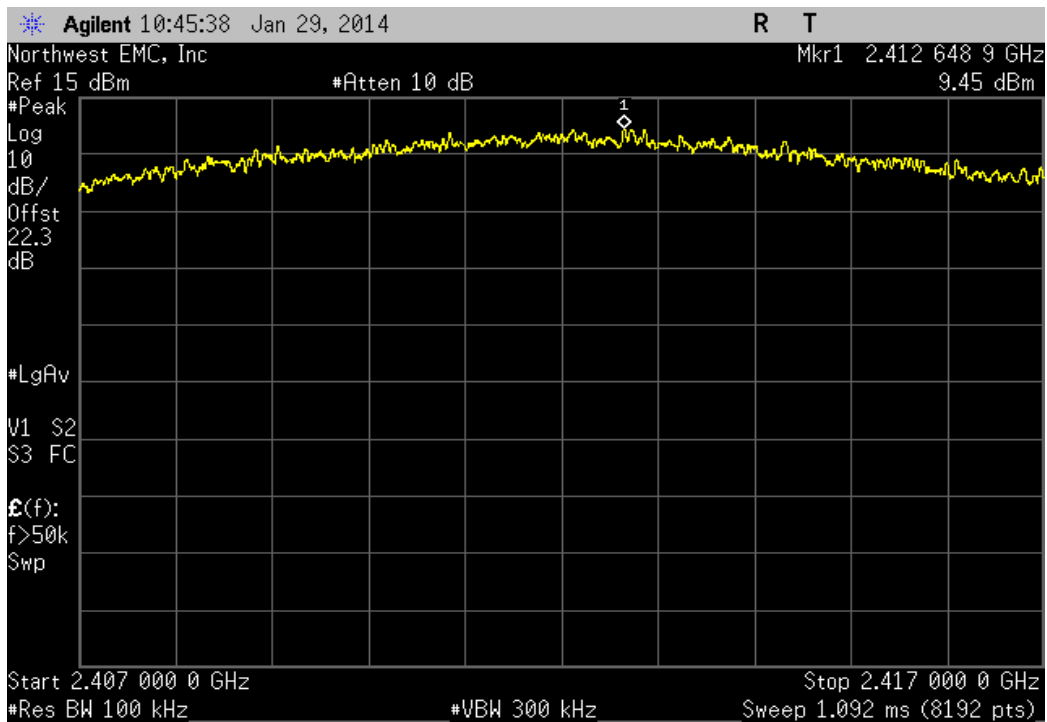
2400 MHz - 2483.5 MHz Band, 802.11(b) 1 Mbps, High Channel 11, 2462 MHz				
Frequency Range		Value	Limit	Result
30 MHz - 12.5 GHz		-61.62 dBc	≤ -20 dBc	Pass



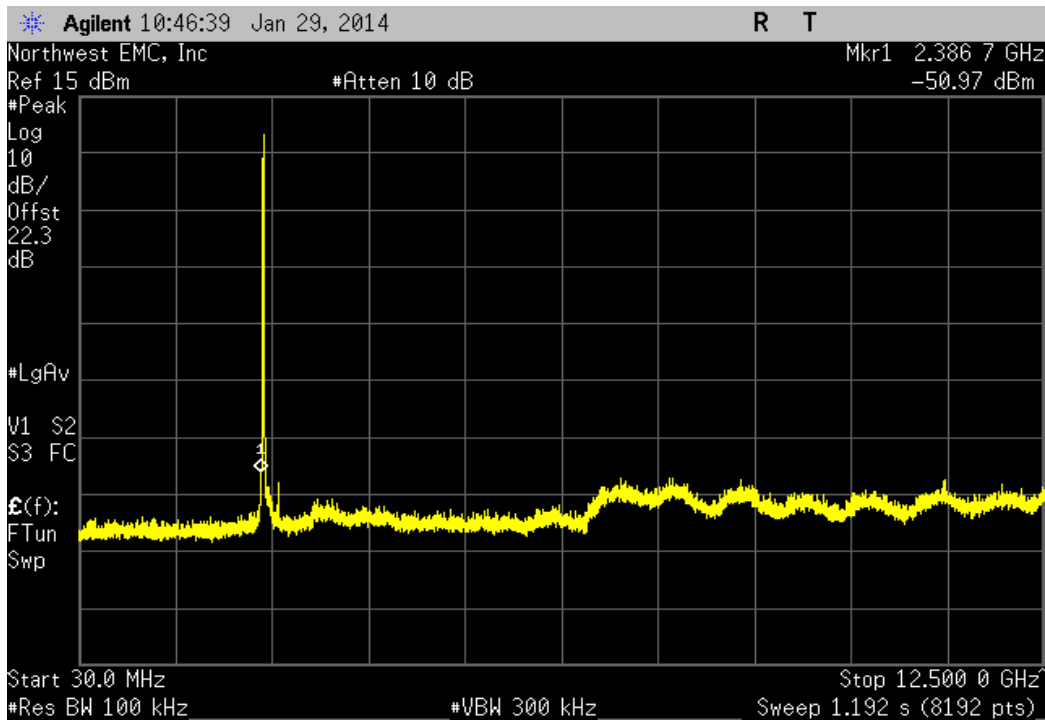
2400 MHz - 2483.5 MHz Band, 802.11(b) 1 Mbps, High Channel 11, 2462 MHz			
Frequency Range	Value	Limit	Result
12.5 GHz - 25 GHz	-56.75 dBc	≤ -20 dBc	Pass



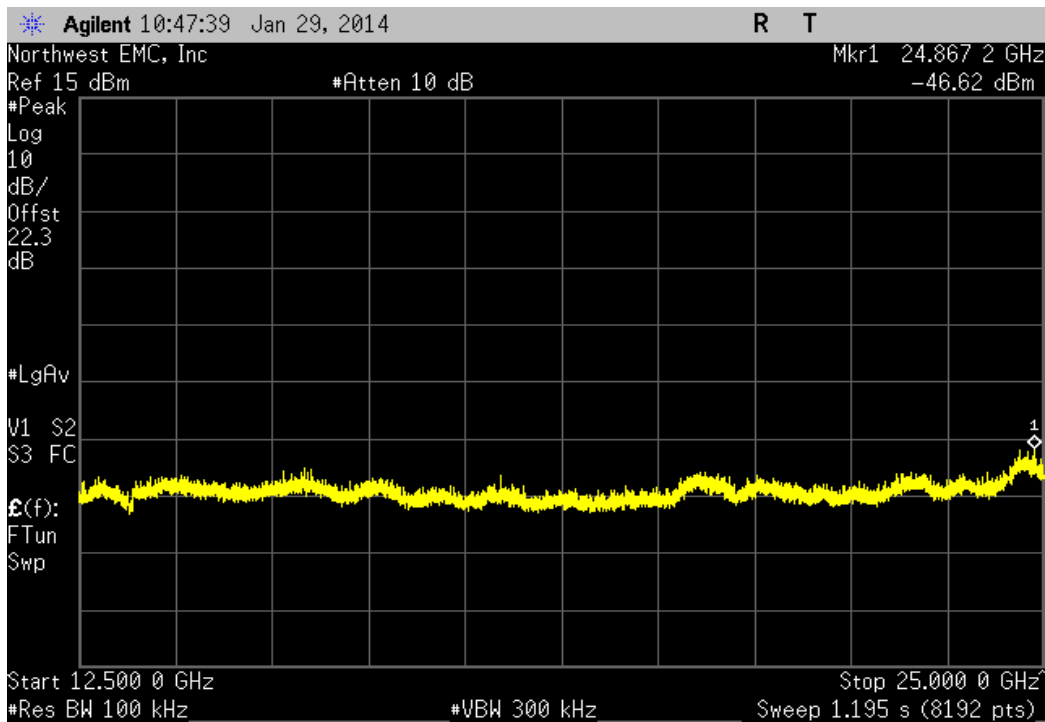
2400 MHz - 2483.5 MHz Band, 802.11(b) 11 Mbps, Low Channel 1, 2412 MHz			
Frequency Range	Value	Limit	Result
Fundamental	N/A	N/A	N/A



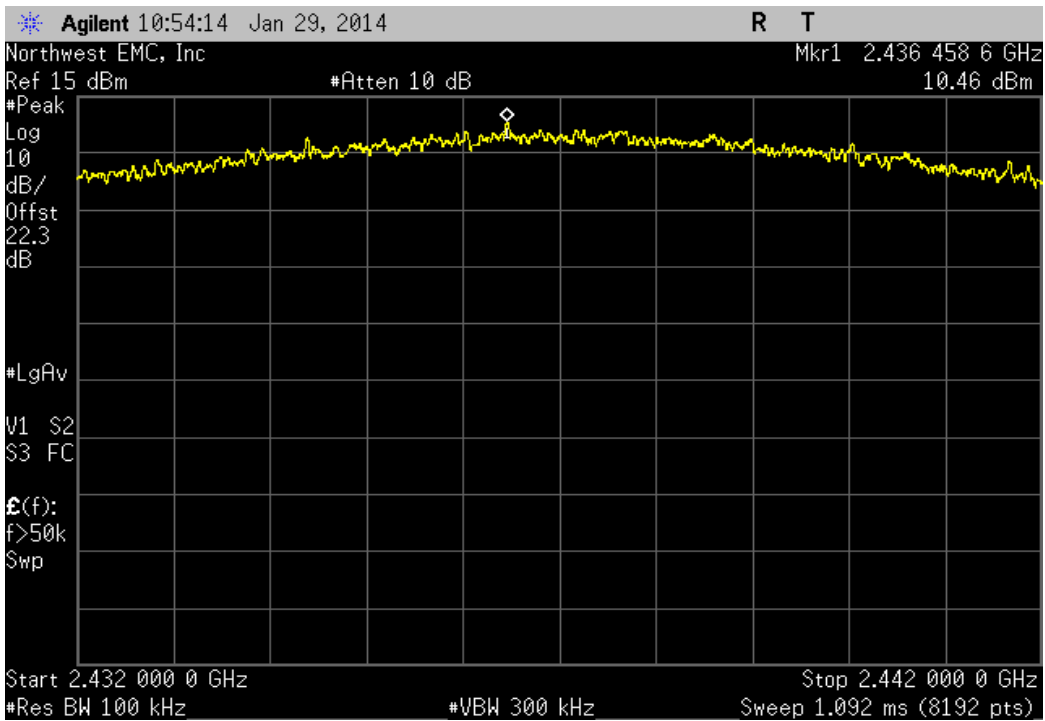
2400 MHz - 2483.5 MHz Band, 802.11(b) 11 Mbps, Low Channel 1, 2412 MHz			
Frequency Range	Value	Limit	Result
30 MHz - 12.5 GHz	-60.42 dBc	≤ -20 dBc	Pass



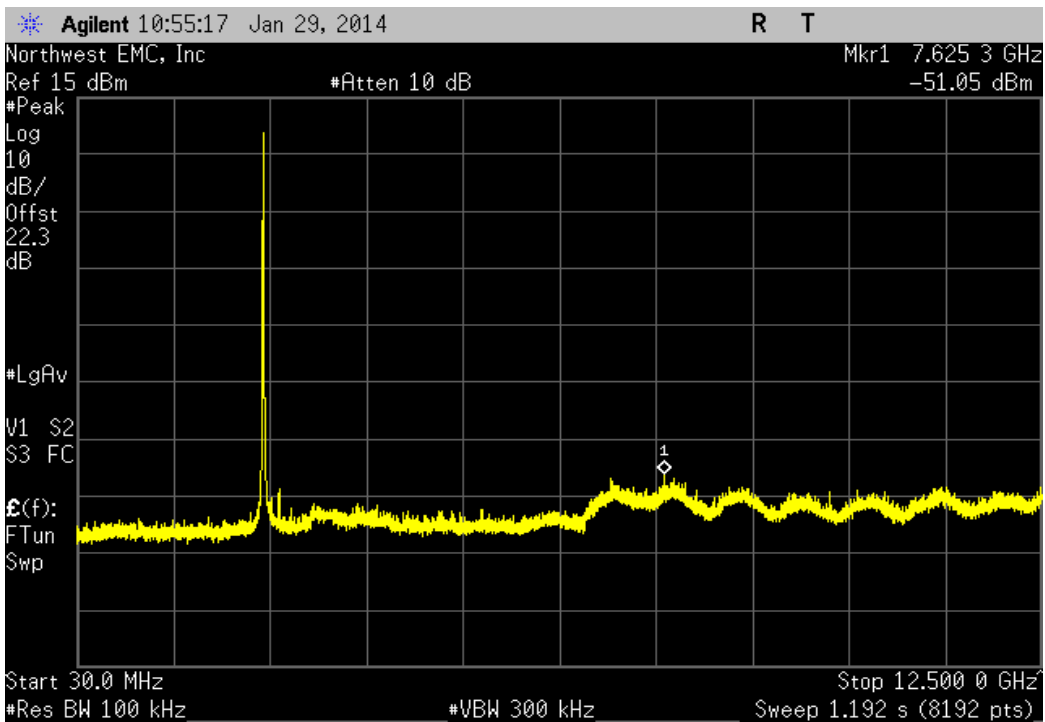
2400 MHz - 2483.5 MHz Band, 802.11(b) 11 Mbps, Low Channel 1, 2412 MHz			
Frequency Range	Value	Limit	Result
12.5 GHz - 25 GHz	-56.07 dBc	≤ -20 dBc	Pass



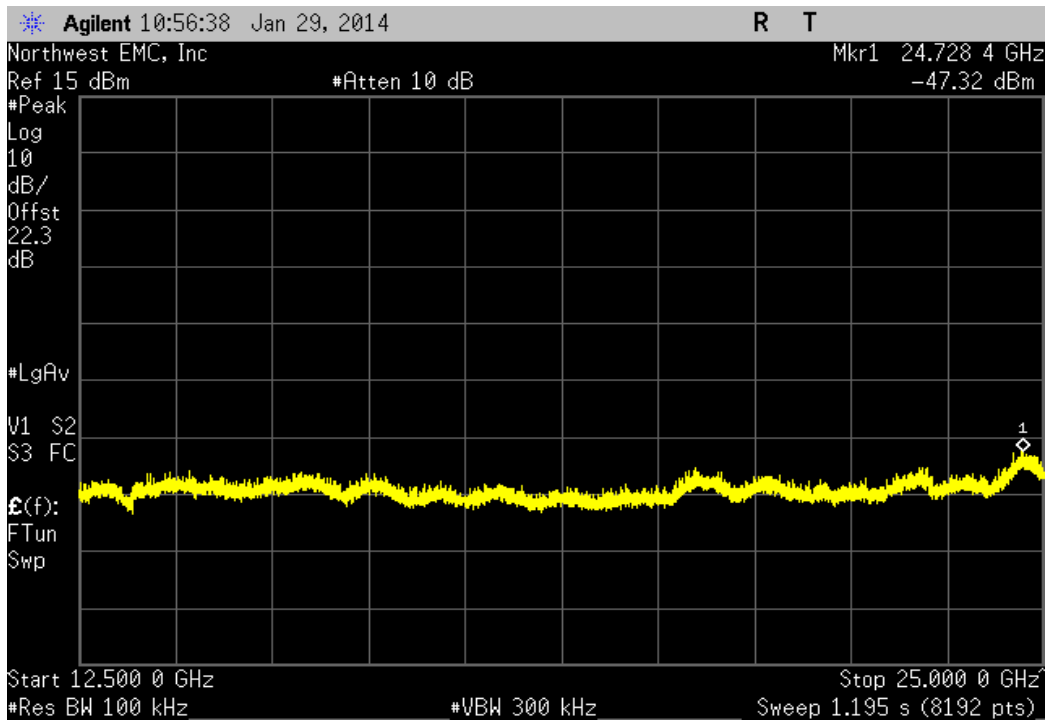
2400 MHz - 2483.5 MHz Band, 802.11(b) 11 Mbps, Mid Channel 6, 2437 MHz				
Frequency Range		Value	Limit	Result
Fundamental		N/A	N/A	N/A



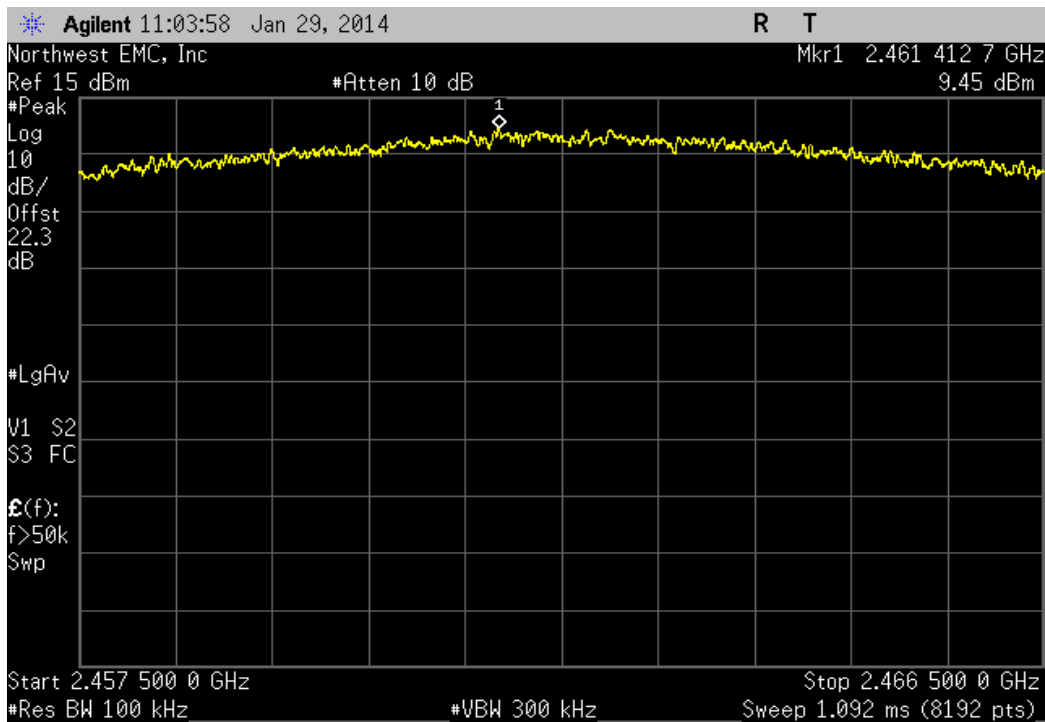
2400 MHz - 2483.5 MHz Band, 802.11(b) 11 Mbps, Mid Channel 6, 2437 MHz				
Frequency Range		Value	Limit	Result
30 MHz - 12.5 GHz		-61.51 dBc	≤ -20 dBc	Pass



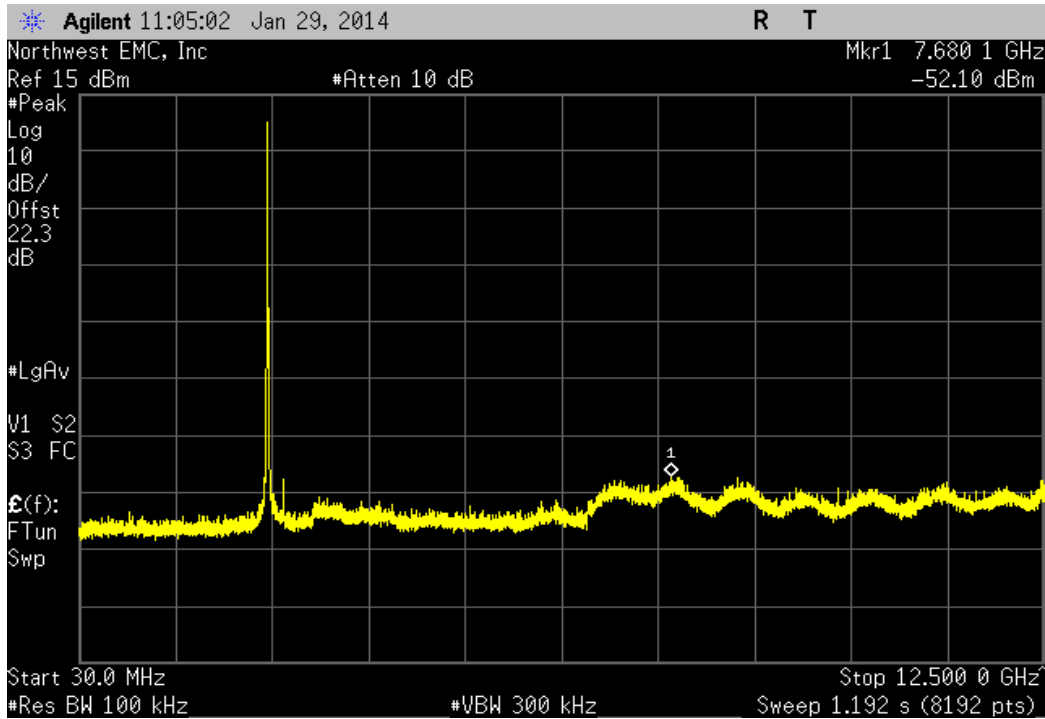
2400 MHz - 2483.5 MHz Band, 802.11(b) 11 Mbps, Mid Channel 6, 2437 MHz			
Frequency Range	Value	Limit	Result
12.5 GHz - 25 GHz	-57.78 dBc	≤ -20 dBc	Pass



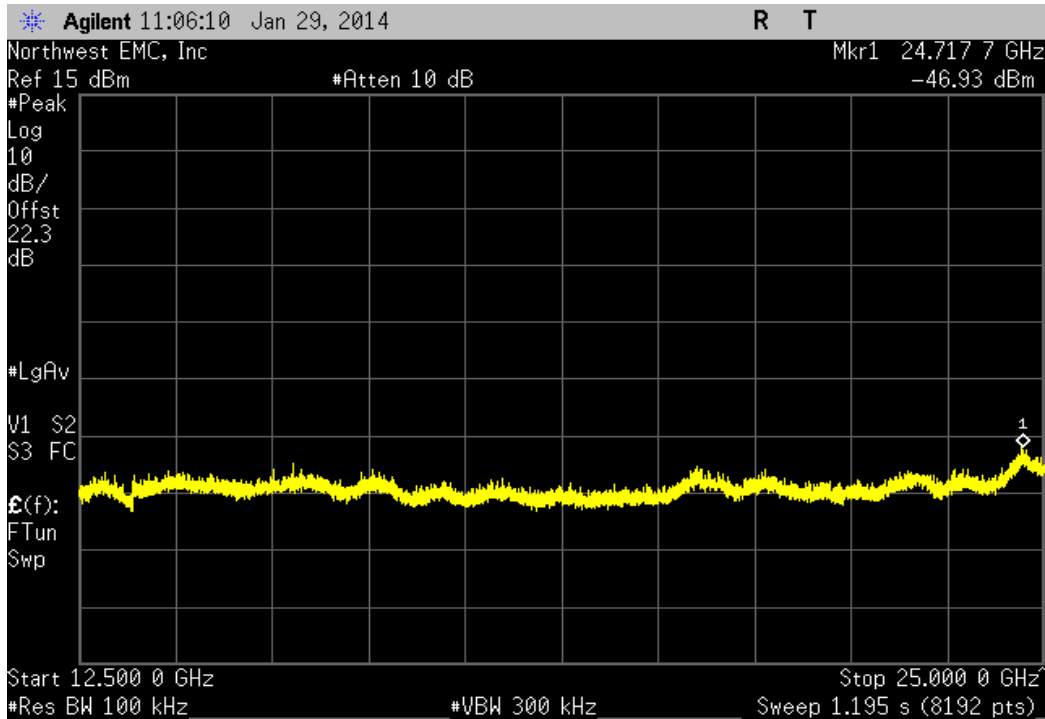
2400 MHz - 2483.5 MHz Band, 802.11(b) 11 Mbps, High Channel 11, 2462 MHz			
Frequency Range	Value	Limit	Result
Fundamental	N/A	N/A	N/A



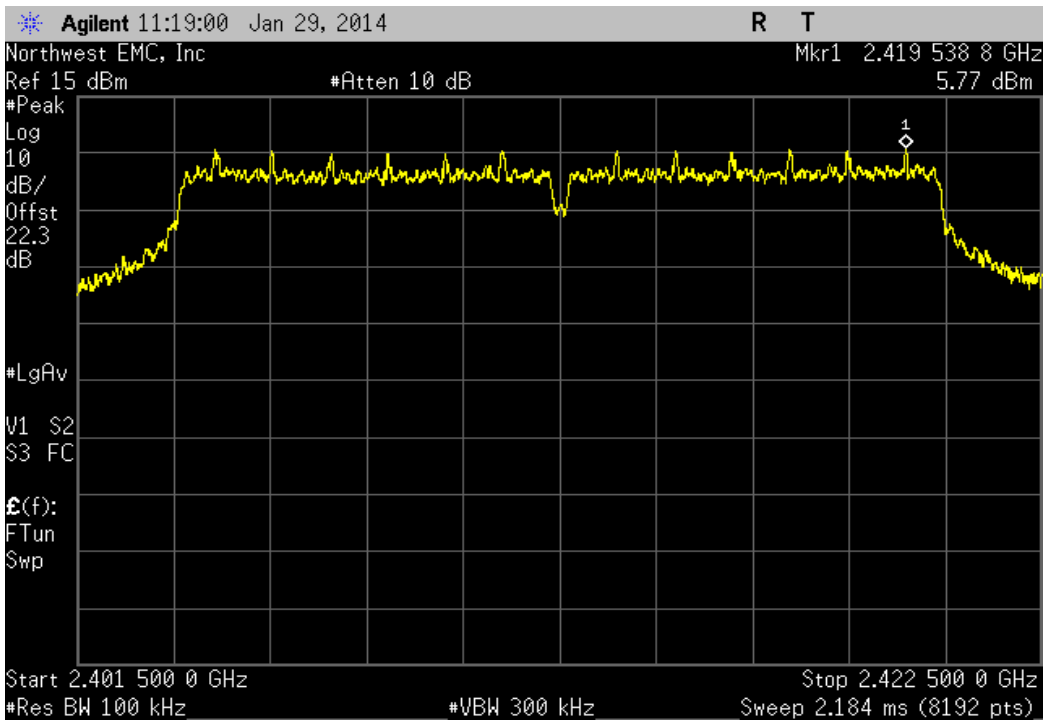
2400 MHz - 2483.5 MHz Band, 802.11(b) 11 Mbps, High Channel 11, 2462 MHz			
Frequency Range	Value	Limit	Result
30 MHz - 12.5 GHz	-61.55 dBc	≤ -20 dBc	Pass



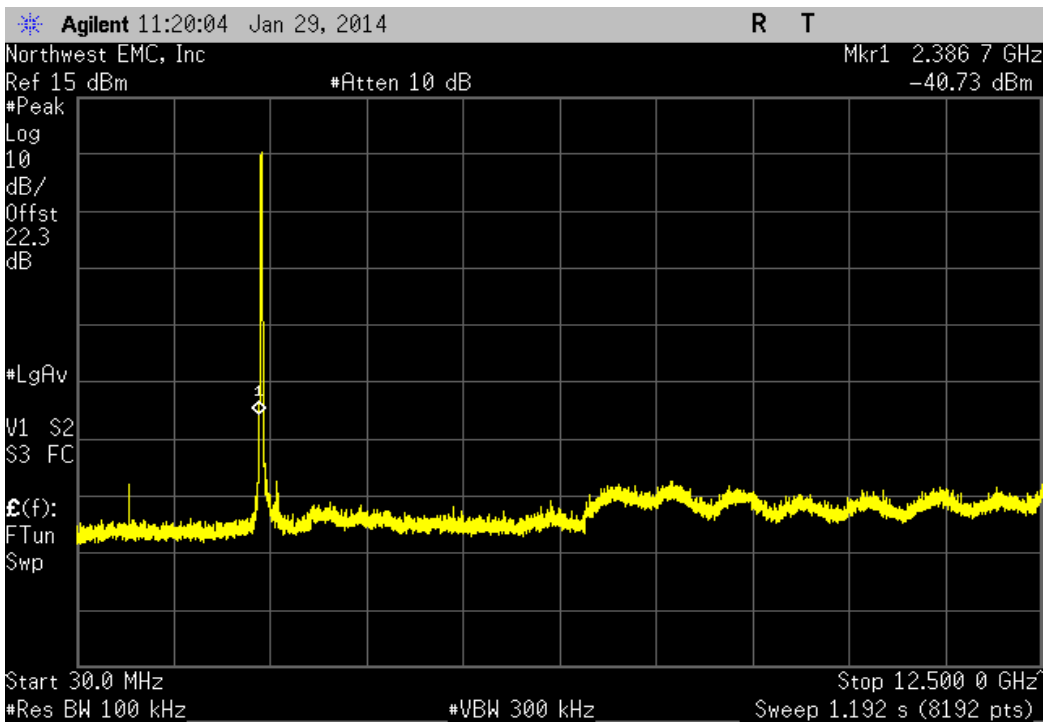
2400 MHz - 2483.5 MHz Band, 802.11(b) 11 Mbps, High Channel 11, 2462 MHz			
Frequency Range	Value	Limit	Result
12.5 GHz - 25 GHz	-56.38 dBc	≤ -20 dBc	Pass



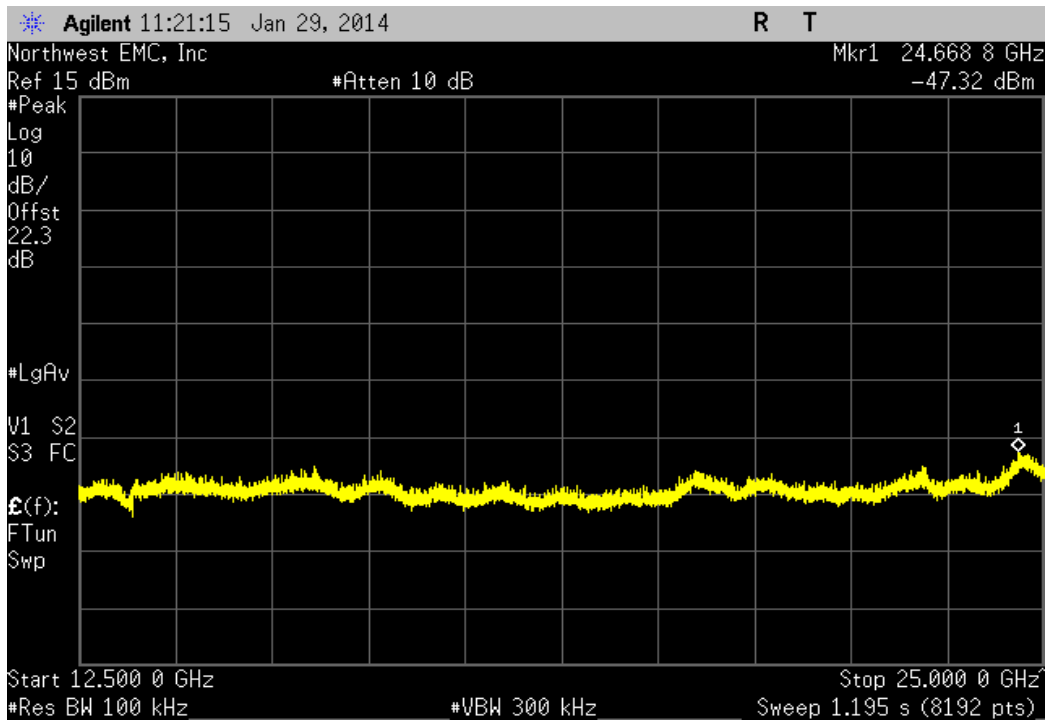
2400 MHz - 2483.5 MHz Band, 802.11(g) 6 Mbps, Low Channel 1, 2412 MHz				
Frequency Range		Value	Limit	Result
Fundamental		N/A	N/A	N/A



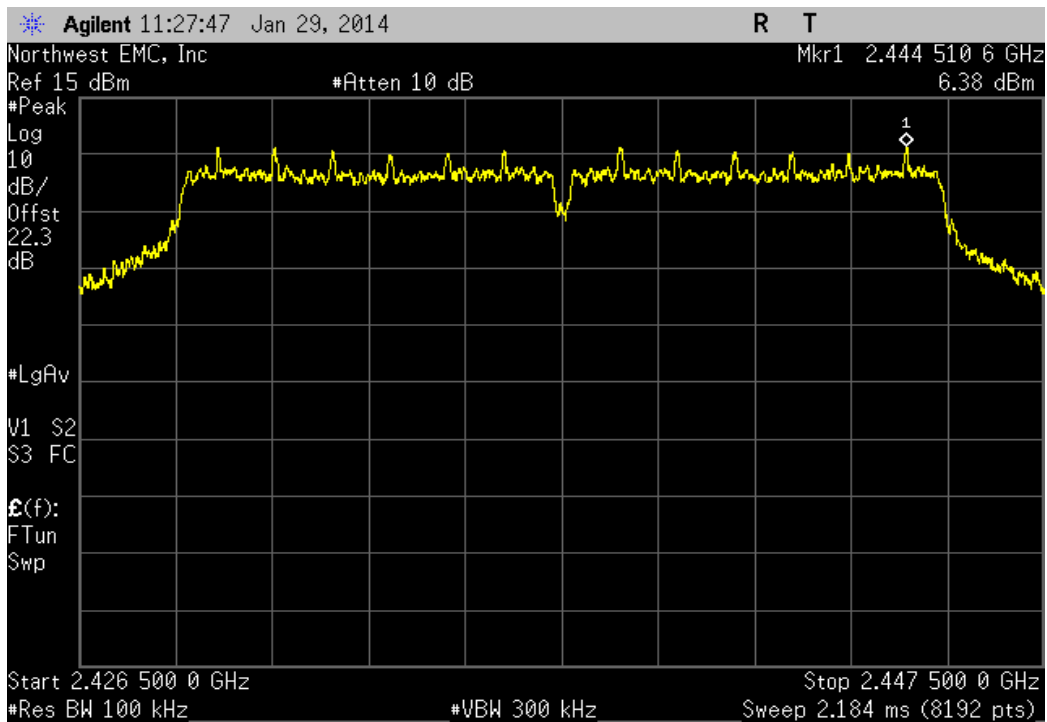
2400 MHz - 2483.5 MHz Band, 802.11(g) 6 Mbps, Low Channel 1, 2412 MHz				
Frequency Range		Value	Limit	Result
30 MHz - 12.5 GHz		-46.5 dBc	≤ -20 dBc	Pass



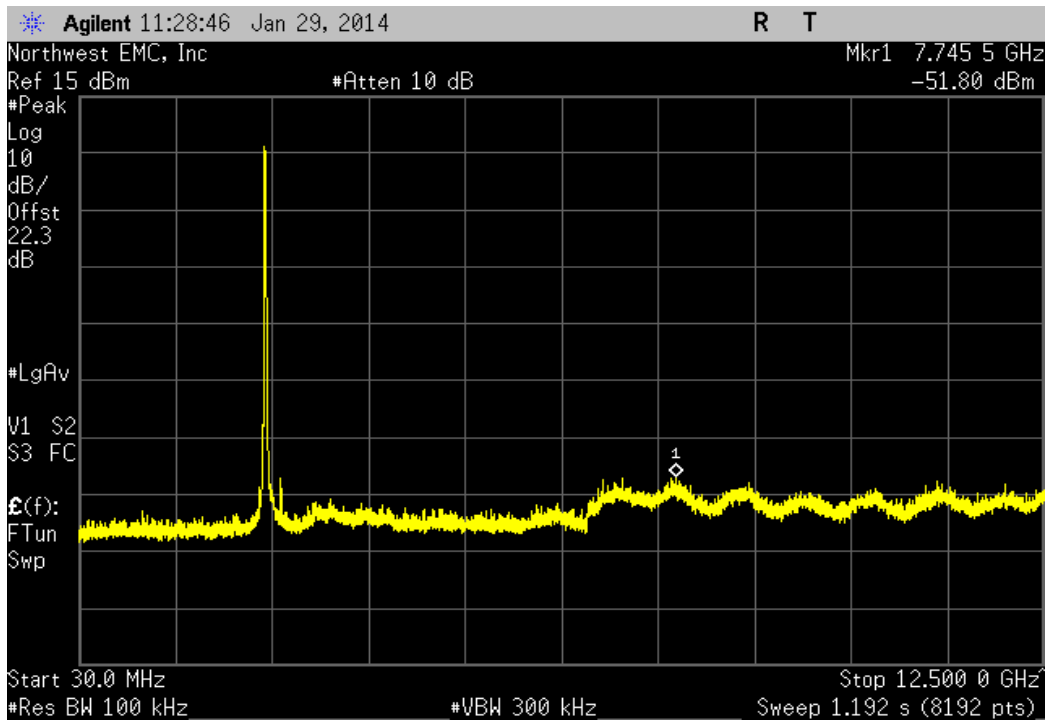
2400 MHz - 2483.5 MHz Band, 802.11(g) 6 Mbps, Low Channel 1, 2412 MHz			
Frequency Range	Value	Limit	Result
12.5 GHz - 25 GHz	-53.09 dBc	≤ -20 dBc	Pass



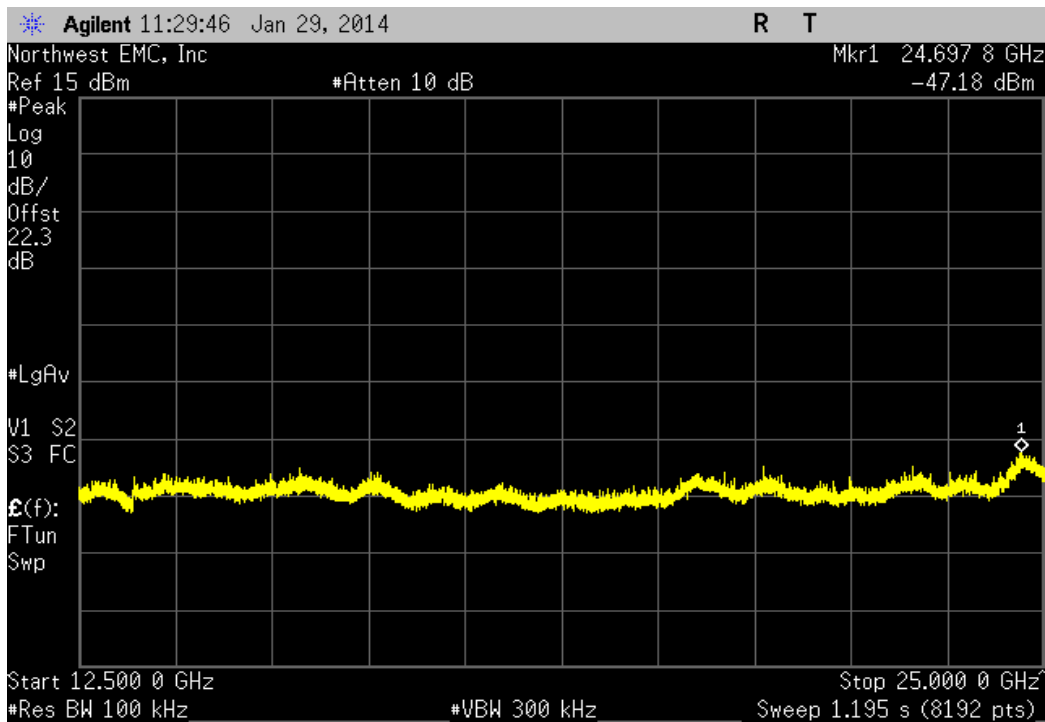
2400 MHz - 2483.5 MHz Band, 802.11(g) 6 Mbps, Mid Channel 6, 2437 MHz			
Frequency Range	Value	Limit	Result
Fundamental	N/A	N/A	N/A



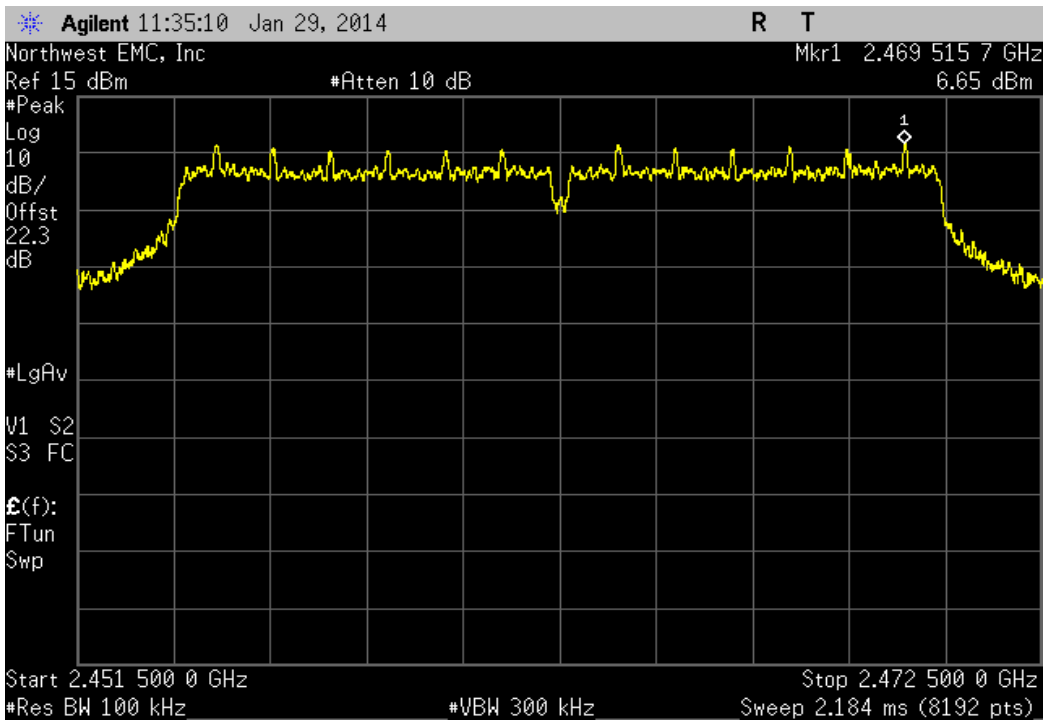
2400 MHz - 2483.5 MHz Band, 802.11(g) 6 Mbps, Mid Channel 6, 2437 MHz			
Frequency Range	Value	Limit	Result
30 MHz - 12.5 GHz	-58.18 dBc	≤ -20 dBc	Pass



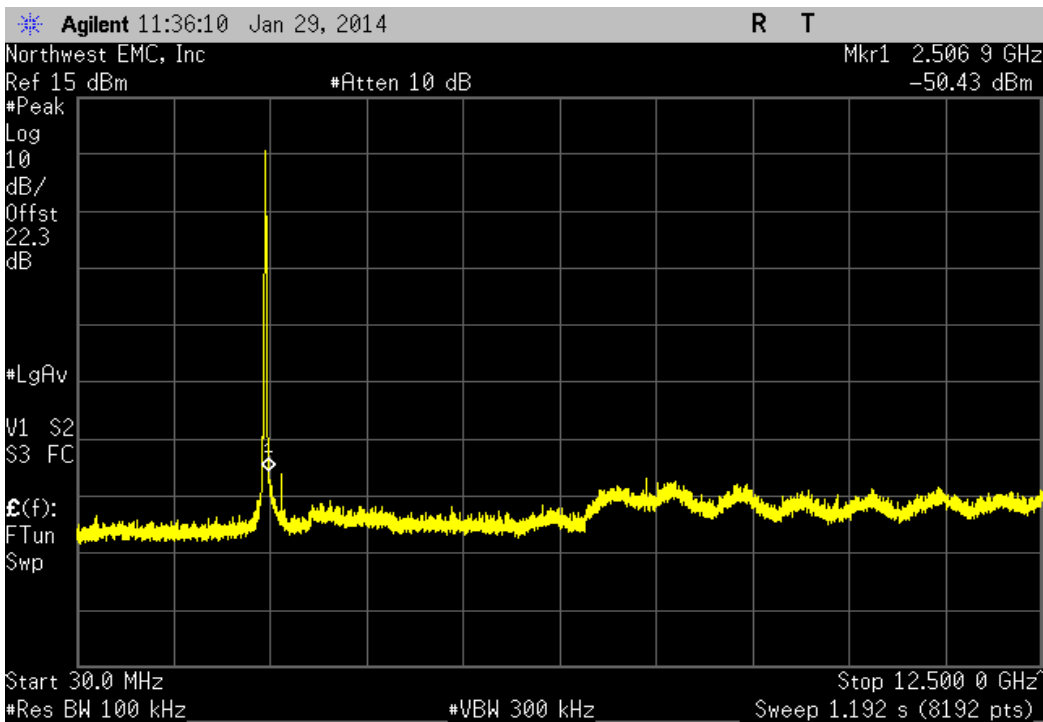
2400 MHz - 2483.5 MHz Band, 802.11(g) 6 Mbps, Mid Channel 6, 2437 MHz			
Frequency Range	Value	Limit	Result
12.5 GHz - 25 GHz	-53.56 dBc	≤ -20 dBc	Pass



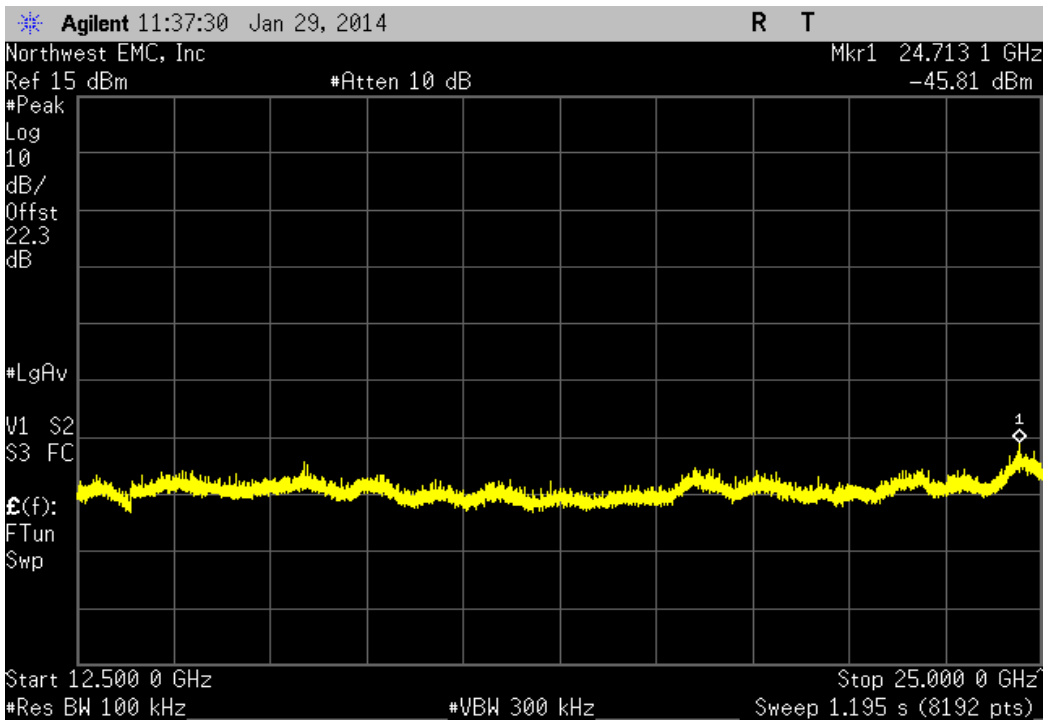
2400 MHz - 2483.5 MHz Band, 802.11(g) 6 Mbps, High Channel 11, 2462 MHz				
Frequency Range		Value	Limit	Result
Fundamental		N/A	N/A	N/A



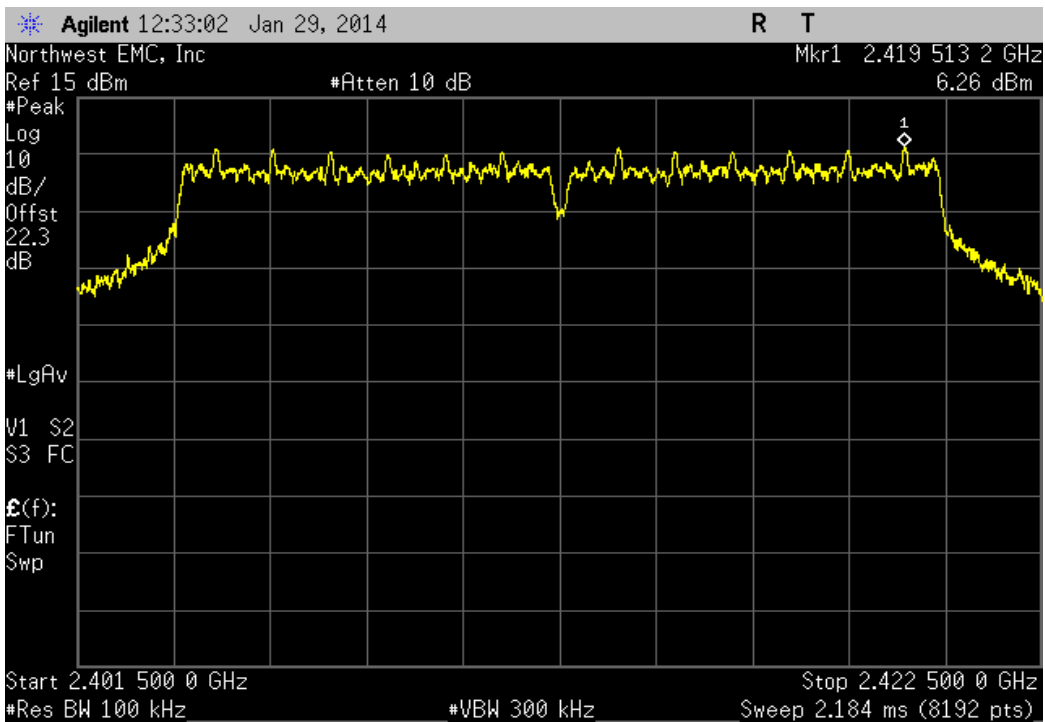
2400 MHz - 2483.5 MHz Band, 802.11(g) 6 Mbps, High Channel 11, 2462 MHz				
Frequency Range		Value	Limit	Result
30 MHz - 12.5 GHz		-57.08 dBc	≤ -20 dBc	Pass



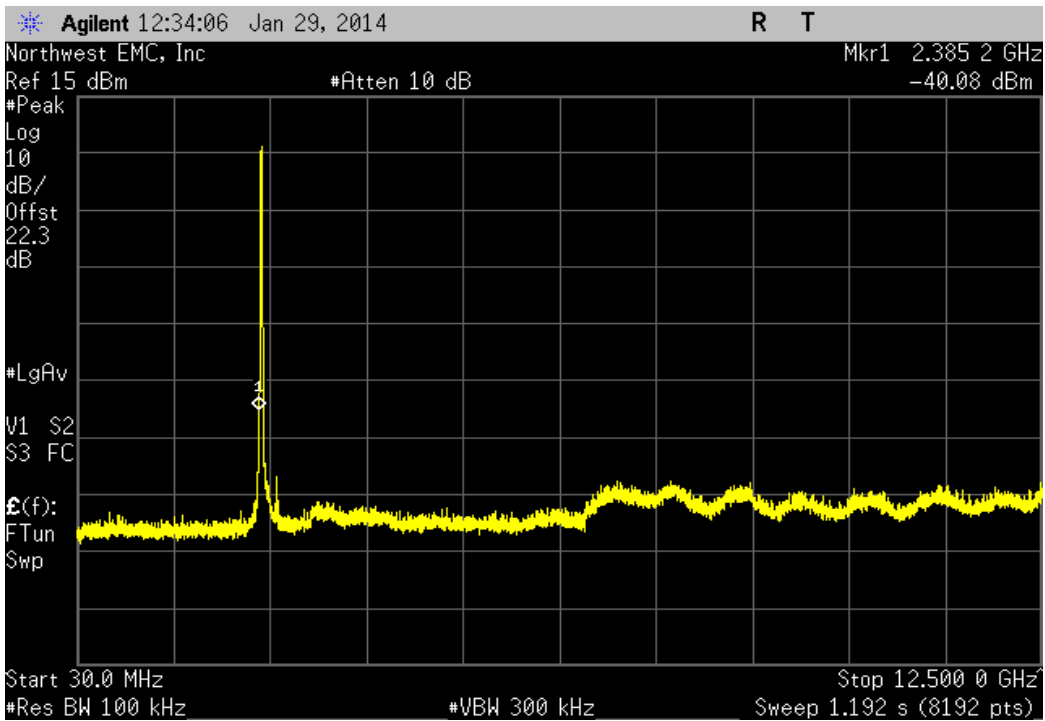
2400 MHz - 2483.5 MHz Band, 802.11(g) 6 Mbps, High Channel 11, 2462 MHz				
Frequency Range		Value	Limit	Result
12.5 GHz - 25 GHz		-52.47 dBc	≤ -20 dBc	Pass



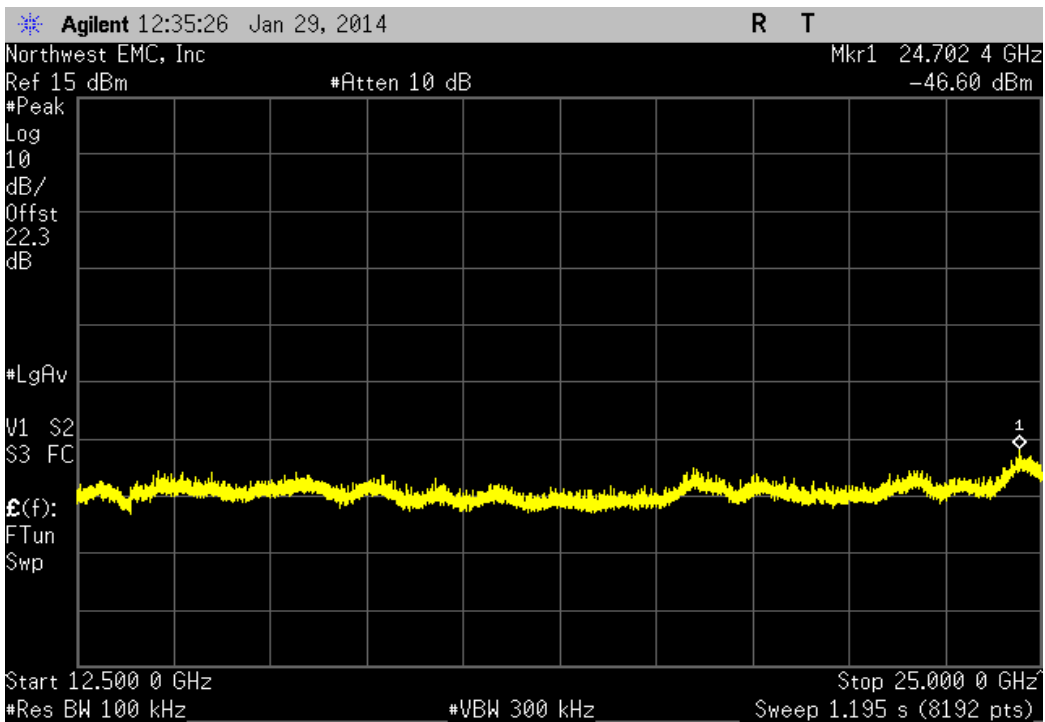
2400 MHz - 2483.5 MHz Band, 802.11(g) 36 Mbps, Low Channel 1, 2412 MHz				
Frequency Range		Value	Limit	Result
Fundamental		N/A	N/A	N/A



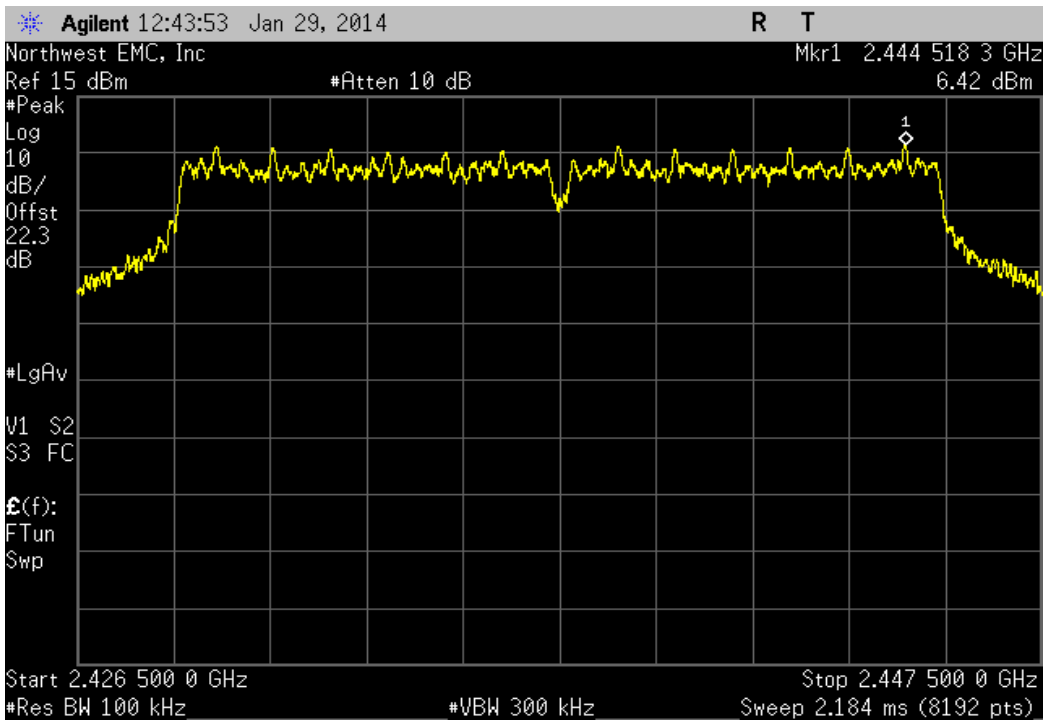
2400 MHz - 2483.5 MHz Band, 802.11(g) 36 Mbps, Low Channel 1, 2412 MHz			
Frequency Range	Value	Limit	Result
30 MHz - 12.5 GHz	-46.34 dBc	≤ -20 dBc	Pass



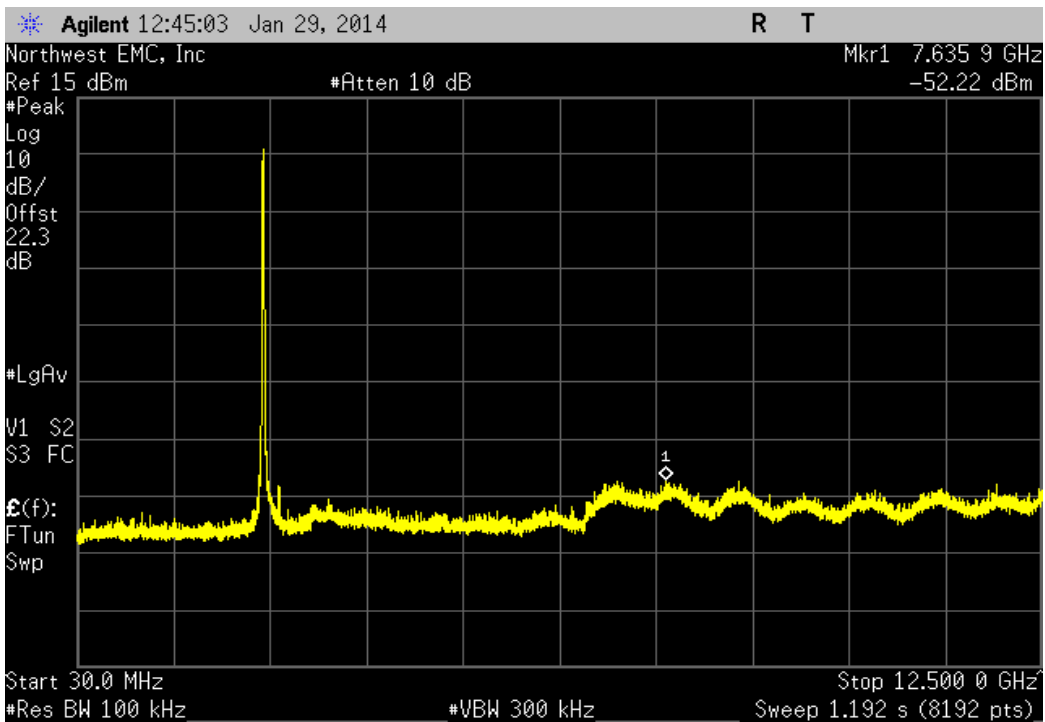
2400 MHz - 2483.5 MHz Band, 802.11(g) 36 Mbps, Low Channel 1, 2412 MHz			
Frequency Range	Value	Limit	Result
12.5 GHz - 25 GHz	-52.86 dBc	≤ -20 dBc	Pass



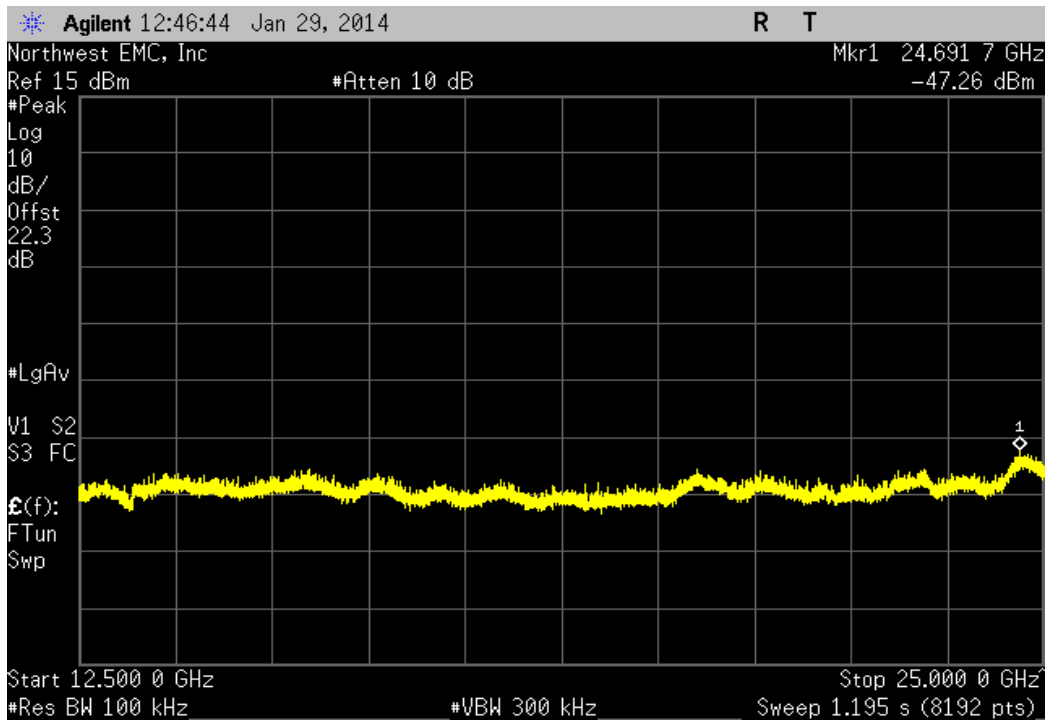
2400 MHz - 2483.5 MHz Band, 802.11(g) 36 Mbps, Mid Channel 6, 2437 MHz				
Frequency Range		Value	Limit	Result
Fundamental		N/A	N/A	N/A



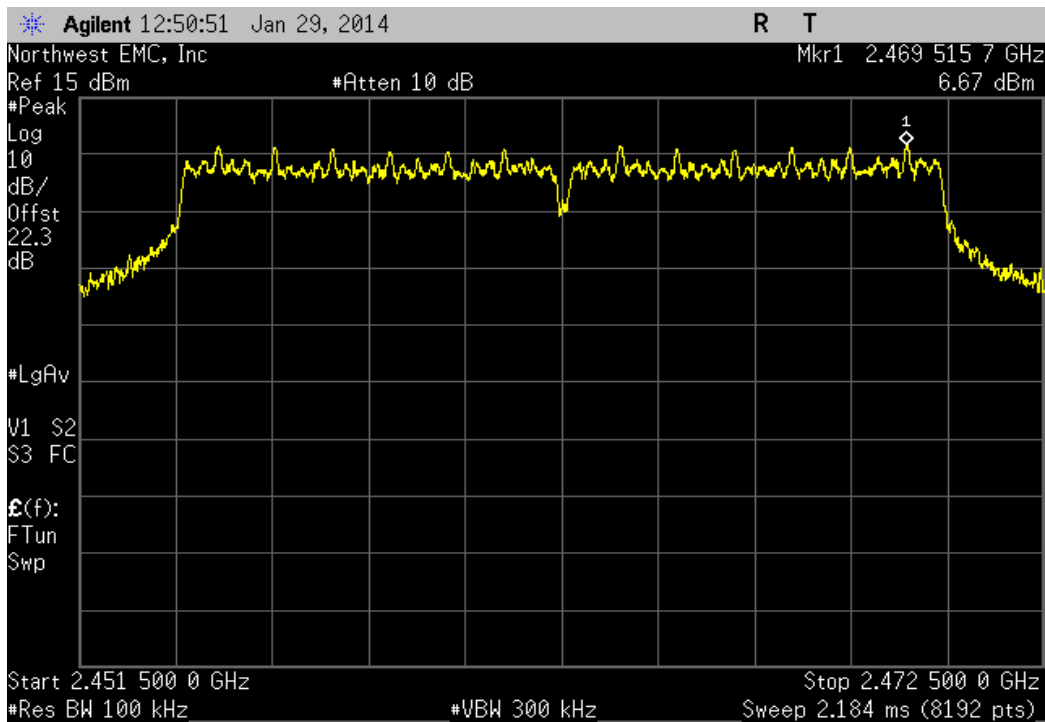
2400 MHz - 2483.5 MHz Band, 802.11(g) 36 Mbps, Mid Channel 6, 2437 MHz				
Frequency Range		Value	Limit	Result
30 MHz - 12.5 GHz		-58.64 dBc	≤ -20 dBc	Pass



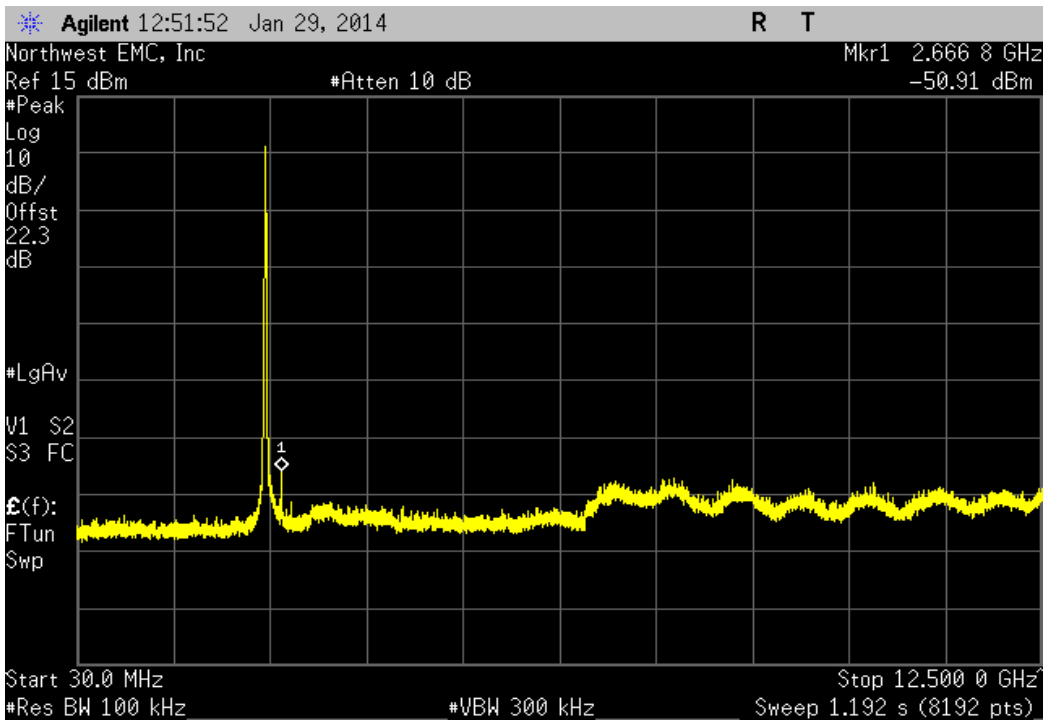
2400 MHz - 2483.5 MHz Band, 802.11(g) 36 Mbps, Mid Channel 6, 2437 MHz			
Frequency Range	Value	Limit	Result
12.5 GHz - 25 GHz	-53.68 dBc	≤ -20 dBc	Pass



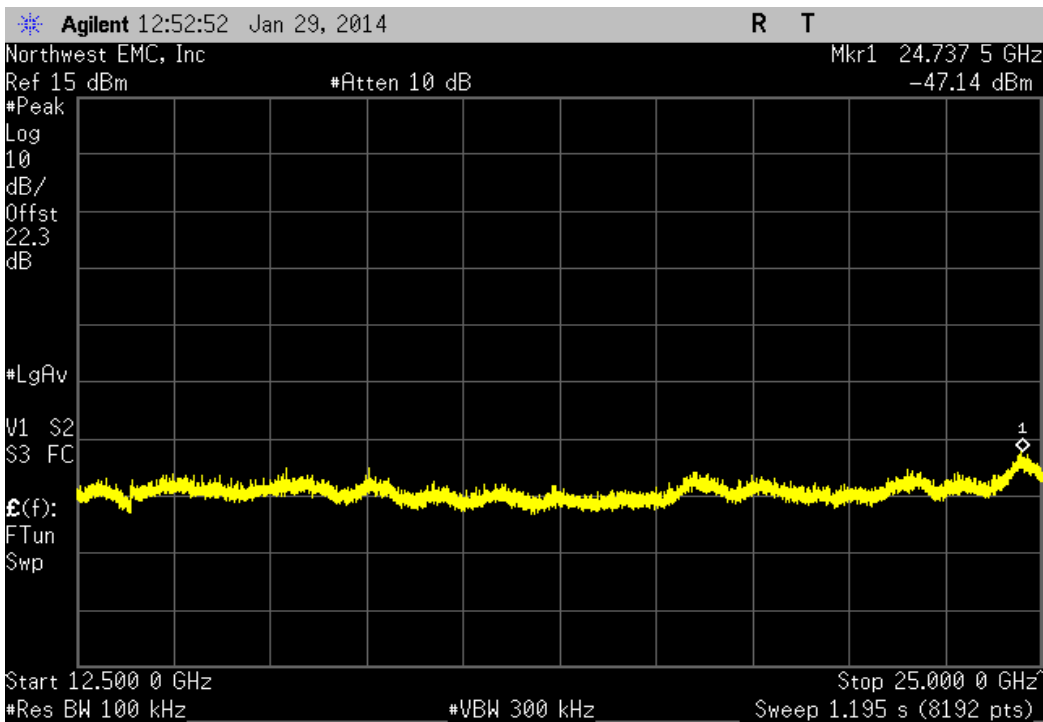
2400 MHz - 2483.5 MHz Band, 802.11(g) 36 Mbps, High Channel 11, 2462 MHz			
Frequency Range	Value	Limit	Result
Fundamental	N/A	N/A	N/A



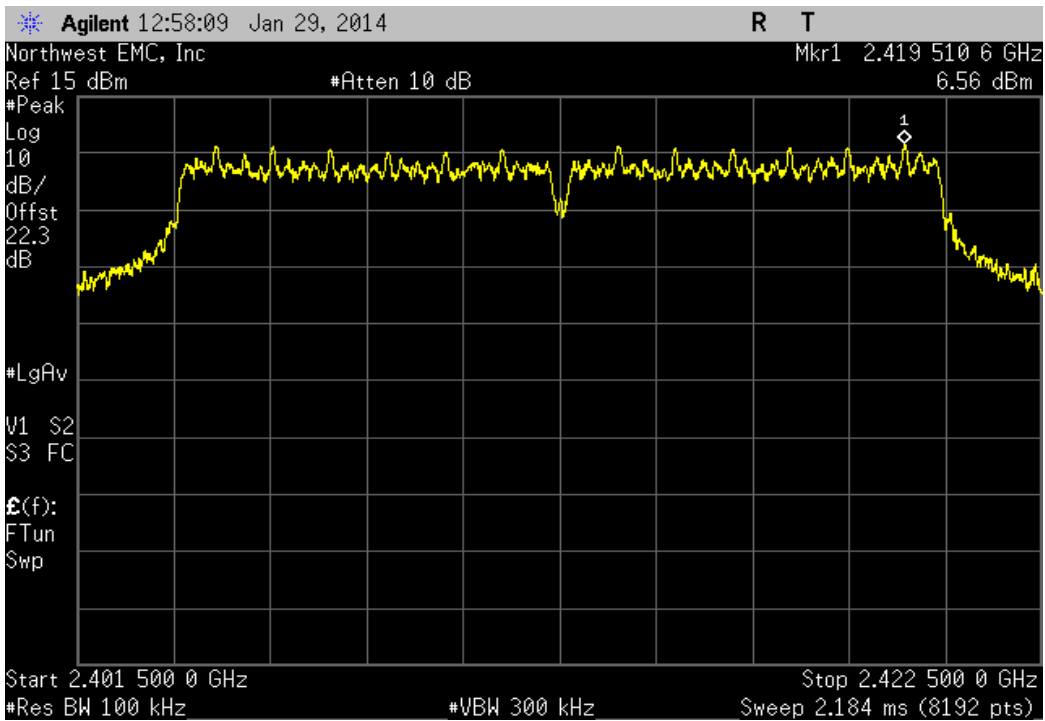
2400 MHz - 2483.5 MHz Band, 802.11(g) 36 Mbps, High Channel 11, 2462 MHz			
Frequency Range	Value	Limit	Result
30 MHz - 12.5 GHz	-57.58 dBc	≤ -20 dBc	Pass



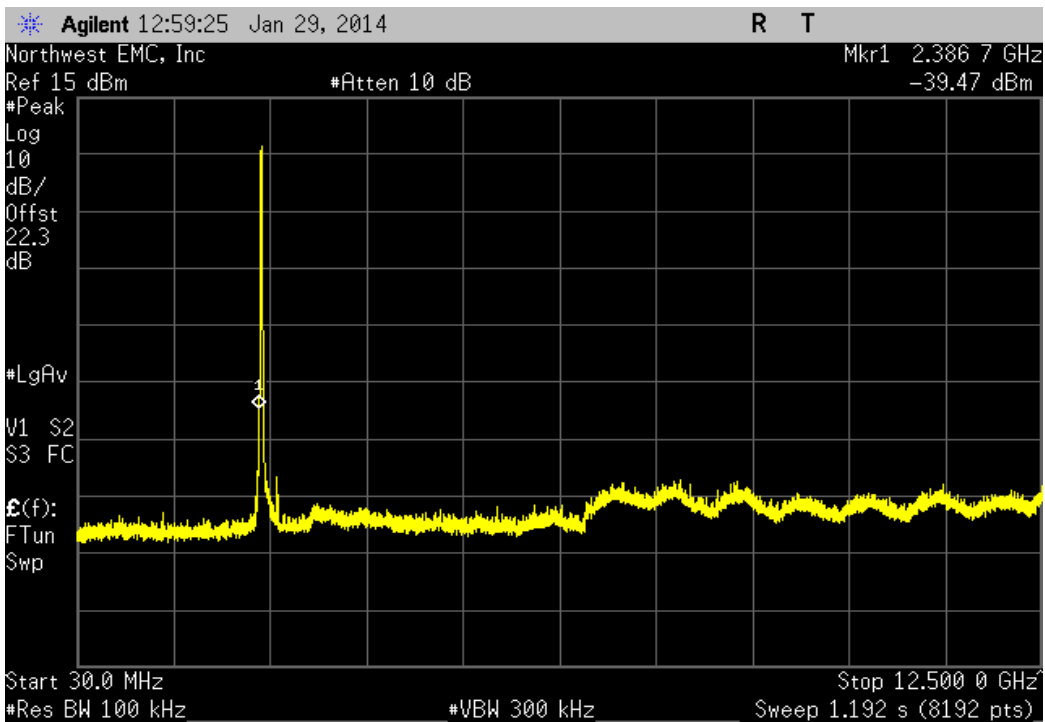
2400 MHz - 2483.5 MHz Band, 802.11(g) 36 Mbps, High Channel 11, 2462 MHz			
Frequency Range	Value	Limit	Result
12.5 GHz - 25 GHz	-53.81 dBc	≤ -20 dBc	Pass



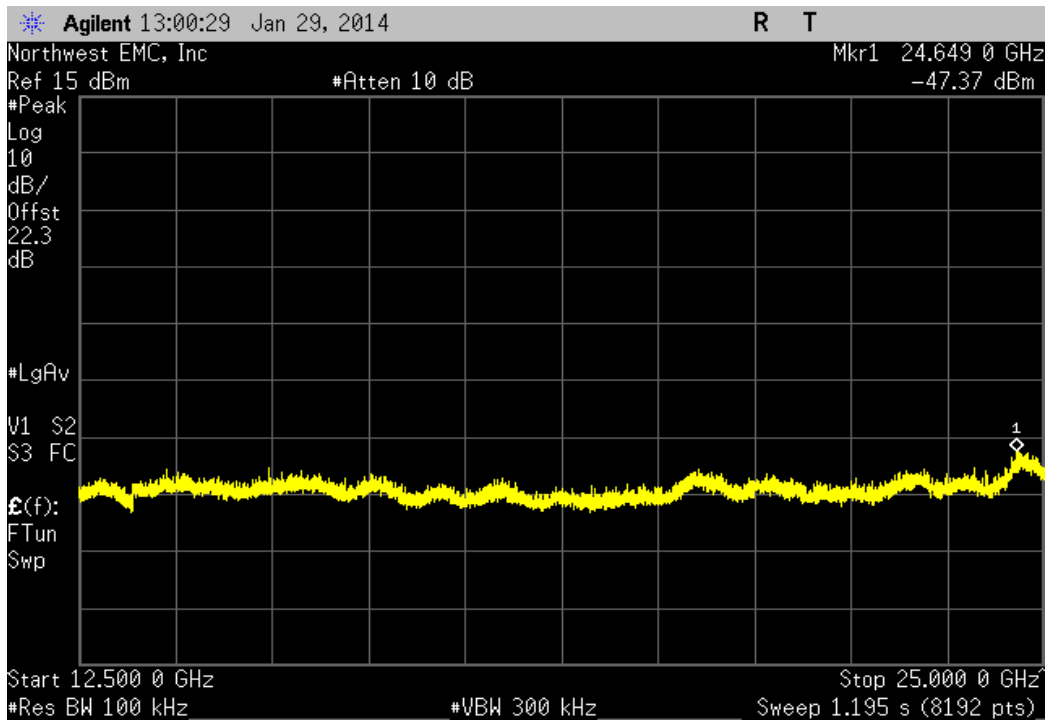
2400 MHz - 2483.5 MHz Band, 802.11(g) 54 Mbps, Low Channel 1, 2412 MHz				
Frequency Range		Value	Limit	Result
Fundamental		N/A	N/A	N/A



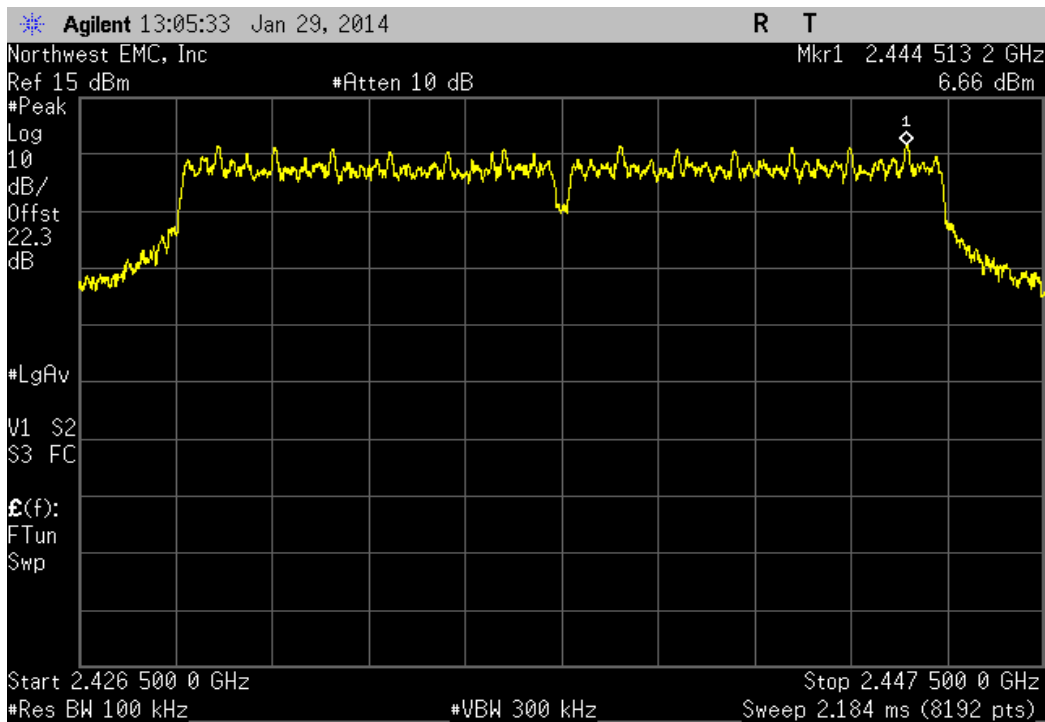
2400 MHz - 2483.5 MHz Band, 802.11(g) 54 Mbps, Low Channel 1, 2412 MHz				
Frequency Range		Value	Limit	Result
30 MHz - 12.5 GHz		-46.03 dBc	≤ -20 dBc	Pass



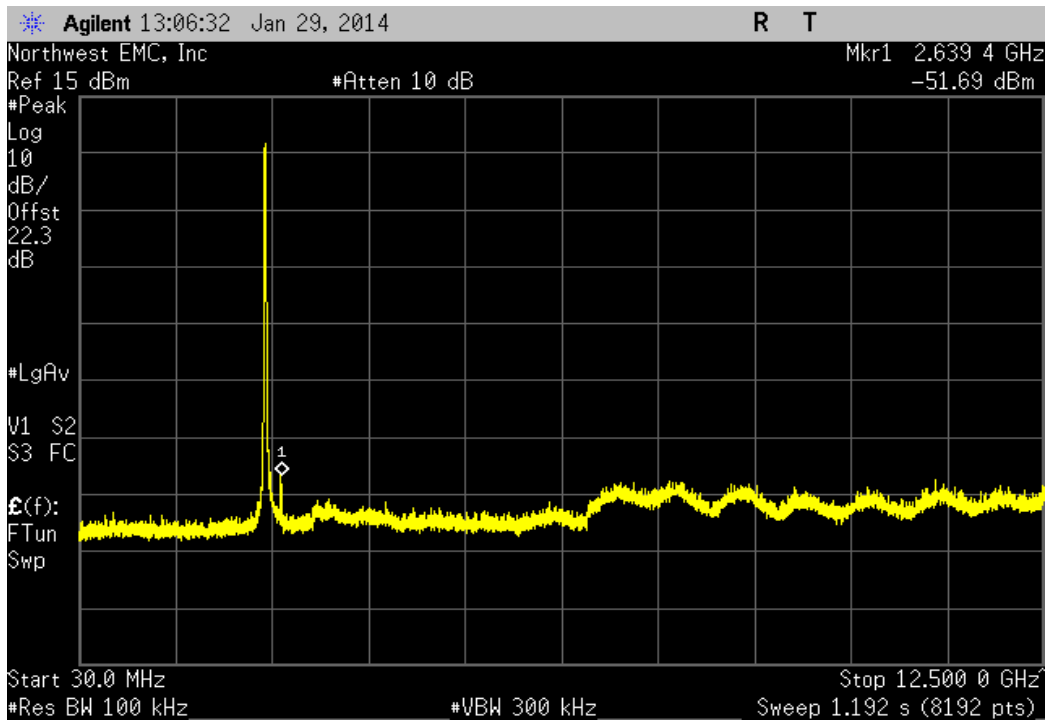
2400 MHz - 2483.5 MHz Band, 802.11(g) 54 Mbps, Low Channel 1, 2412 MHz			
Frequency Range	Value	Limit	Result
12.5 GHz - 25 GHz	-53.93 dBc	≤ -20 dBc	Pass



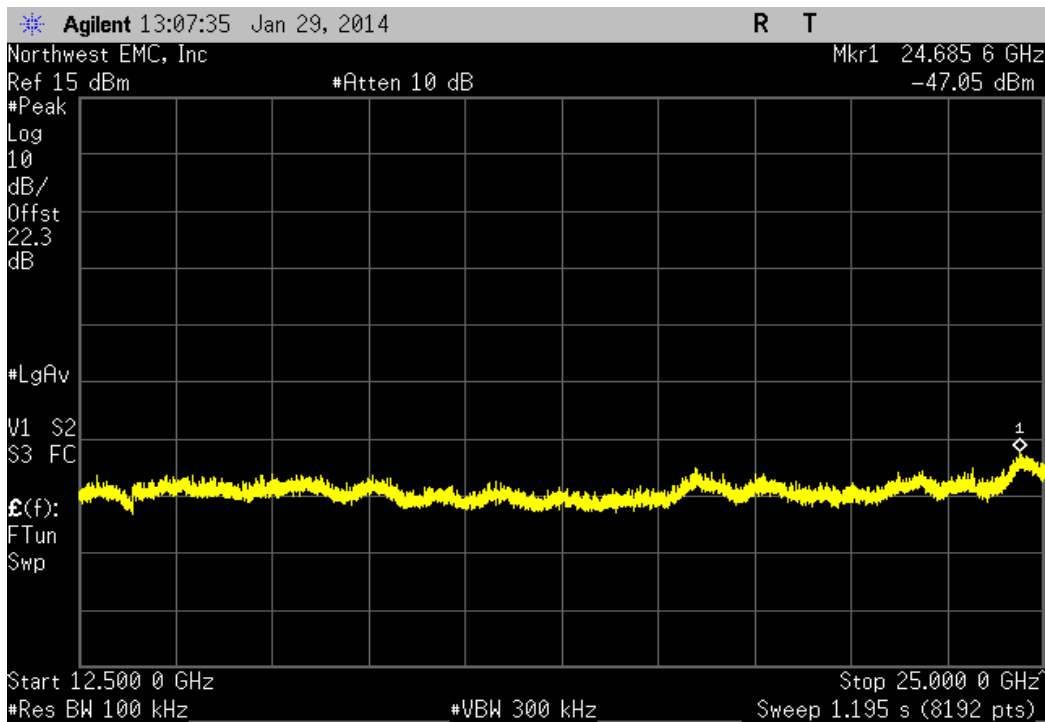
2400 MHz - 2483.5 MHz Band, 802.11(g) 54 Mbps, Mid Channel 6, 2437 MHz			
Frequency Range	Value	Limit	Result
Fundamental	N/A	N/A	N/A



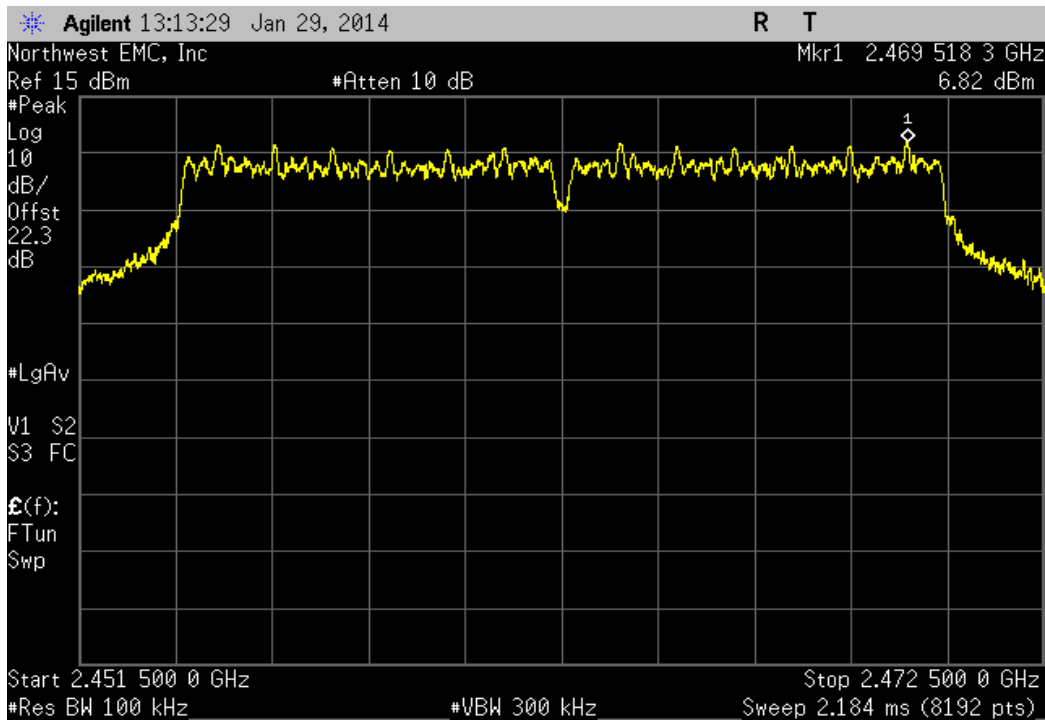
2400 MHz - 2483.5 MHz Band, 802.11(g) 54 Mbps, Mid Channel 6, 2437 MHz			
Frequency Range	Value	Limit	Result
30 MHz - 12.5 GHz	-58.35 dBc	≤ -20 dBc	Pass



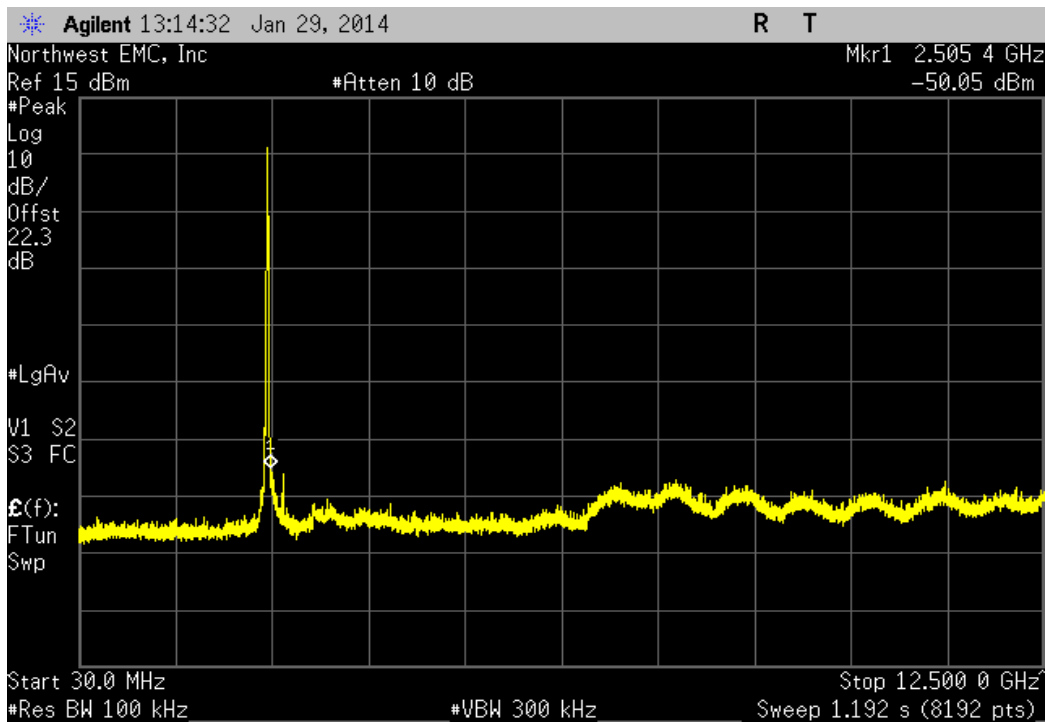
2400 MHz - 2483.5 MHz Band, 802.11(g) 54 Mbps, Mid Channel 6, 2437 MHz			
Frequency Range	Value	Limit	Result
12.5 GHz - 25 GHz	-53.71 dBc	≤ -20 dBc	Pass



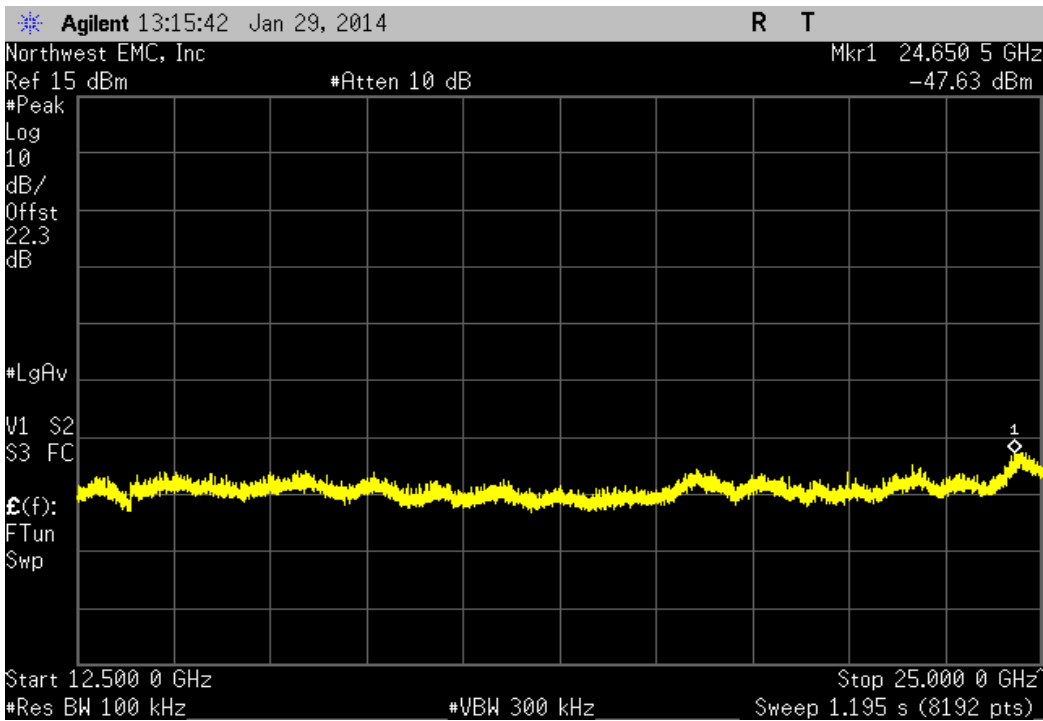
2400 MHz - 2483.5 MHz Band, 802.11(g) 54 Mbps, High Channel 11, 2462 MHz				
Frequency Range		Value	Limit	Result
Fundamental		N/A	N/A	N/A



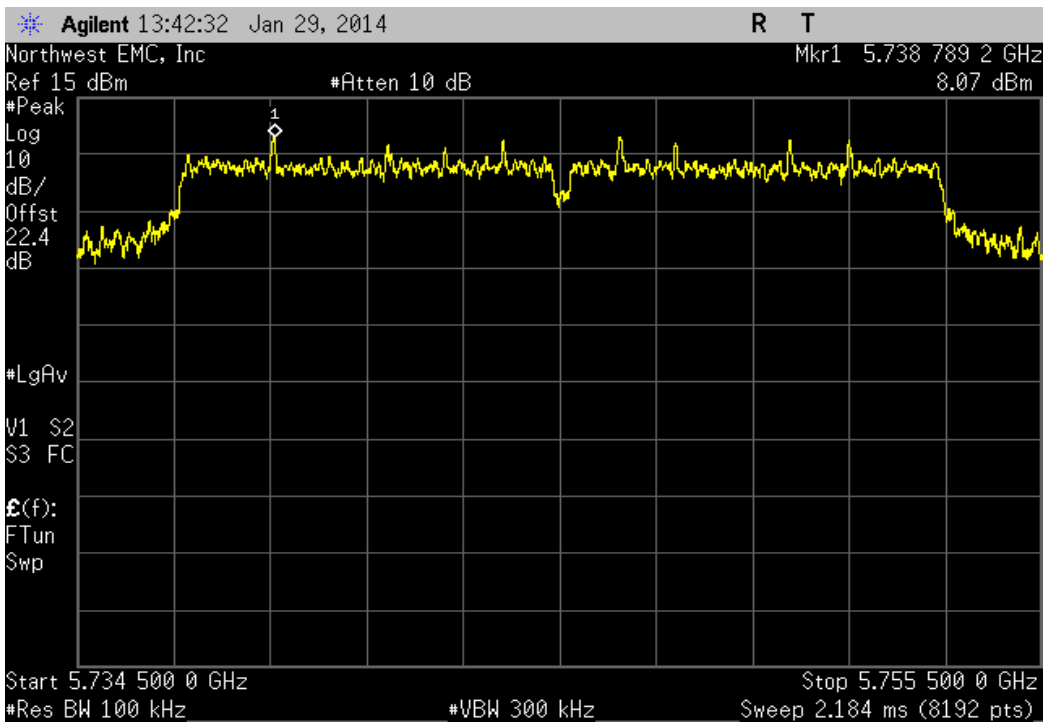
2400 MHz - 2483.5 MHz Band, 802.11(g) 54 Mbps, High Channel 11, 2462 MHz				
Frequency Range		Value	Limit	Result
30 MHz - 12.5 GHz		-56.87 dBc	≤ -20 dBc	Pass



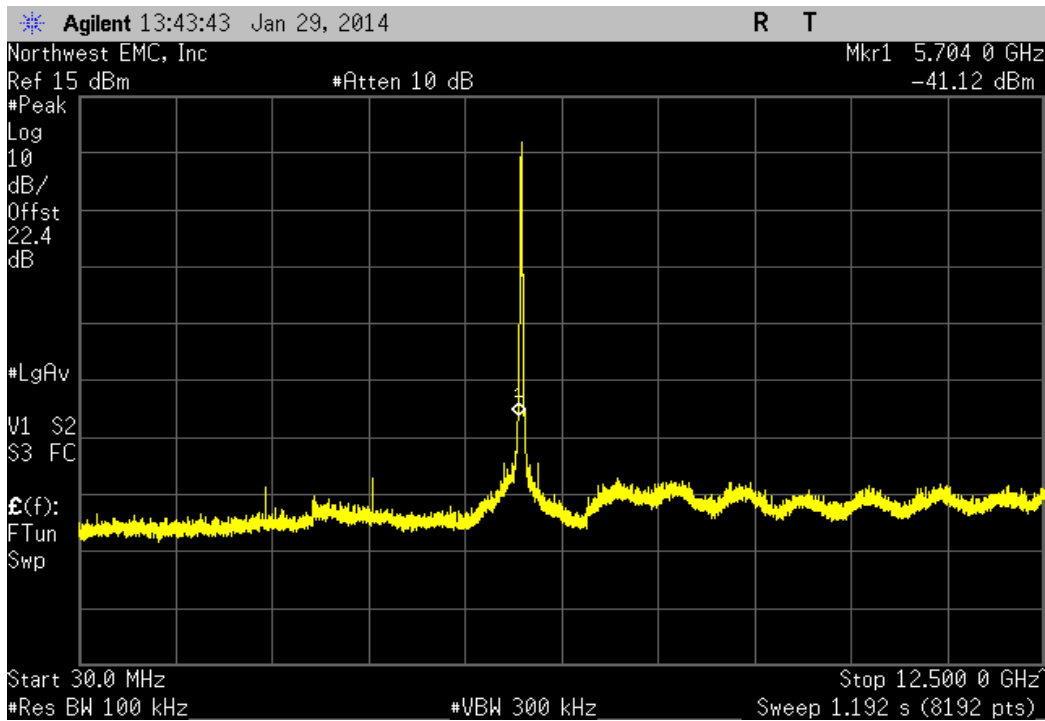
2400 MHz - 2483.5 MHz Band, 802.11(g) 54 Mbps, High Channel 11, 2462 MHz				
Frequency Range		Value	Limit	Result
12.5 GHz - 25 GHz		-54.45 dBc	≤ -20 dBc	Pass



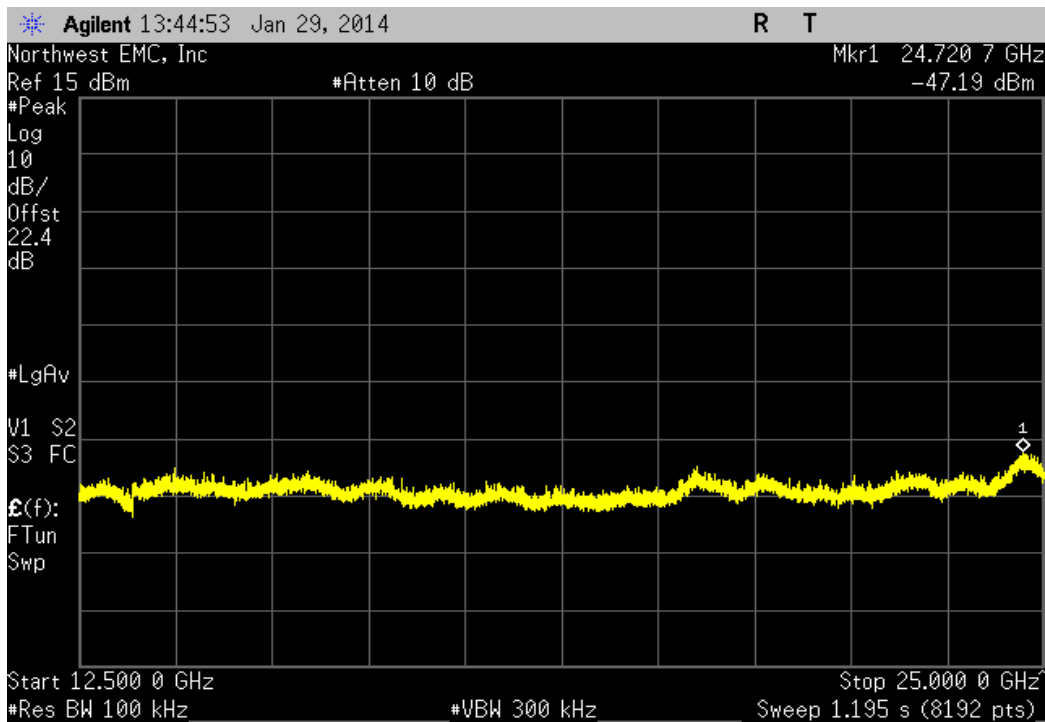
5725 MHz - 5850 MHz Band, 802.11(a) 6 Mbps, Low Channel 149, 5745 MHz				
Frequency Range		Value	Limit	Result
Fundamental		N/A	N/A	N/A



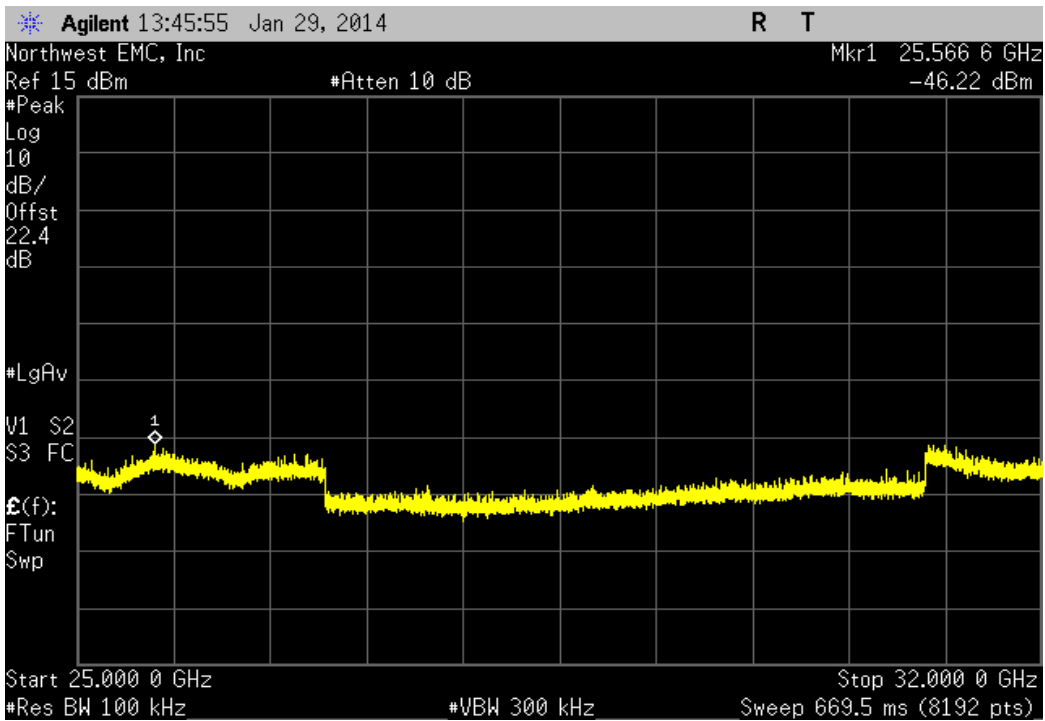
5725 MHz - 5850 MHz Band, 802.11(a) 6 Mbps, Low Channel 149, 5745 MHz			
Frequency Range	Value	Limit	Result
30 MHz - 12.5 GHz	-49.2 dBc	≤ -20 dBc	Pass



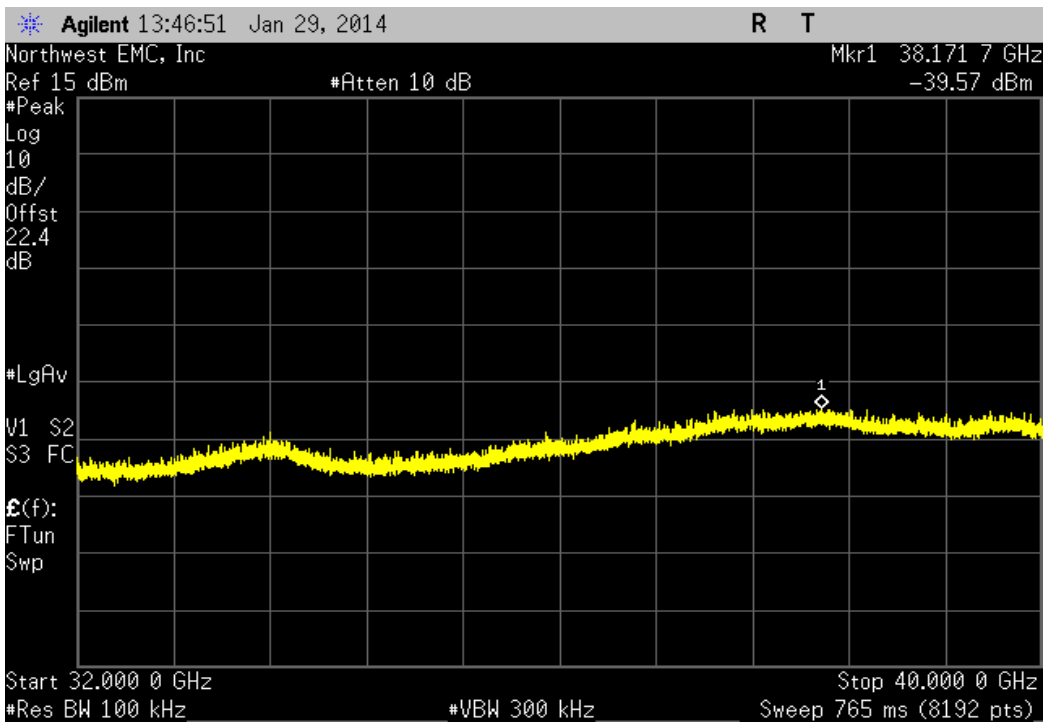
5725 MHz - 5850 MHz Band, 802.11(a) 6 Mbps, Low Channel 149, 5745 MHz			
Frequency Range	Value	Limit	Result
12.5 GHz - 25 GHz	-55.27 dBc	≤ -20 dBc	Pass



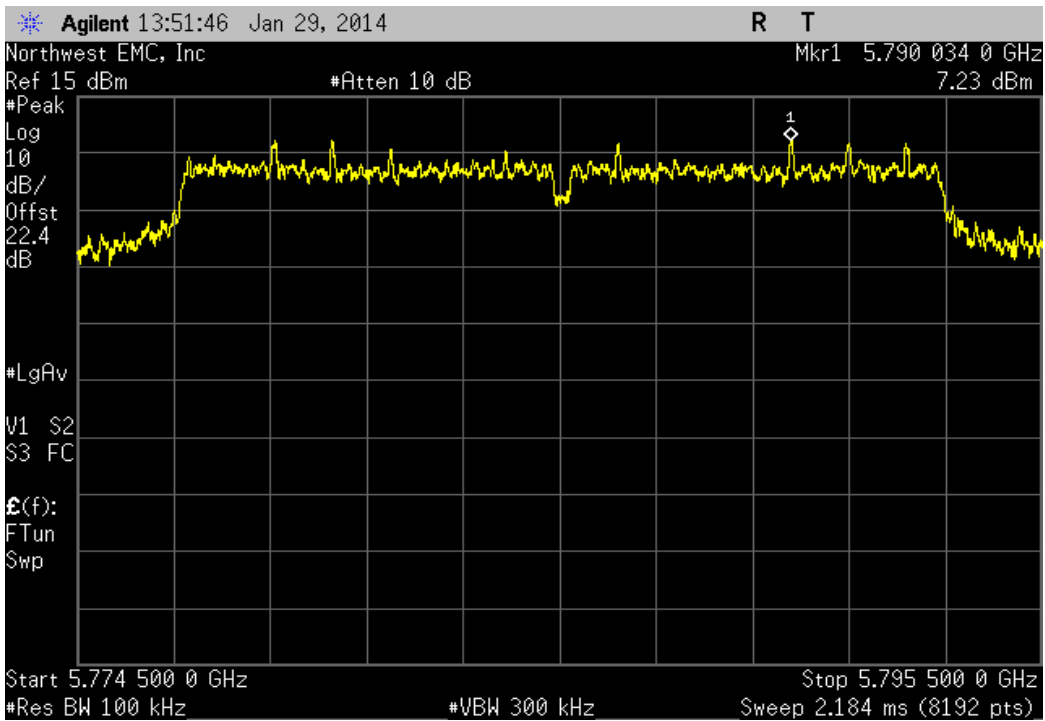
5725 MHz - 5850 MHz Band, 802.11(a) 6 Mbps, Low Channel 149, 5745 MHz				
Frequency Range		Value	Limit	Result
25 GHz - 32 GHz		-54.29 dBc	≤ -20 dBc	Pass



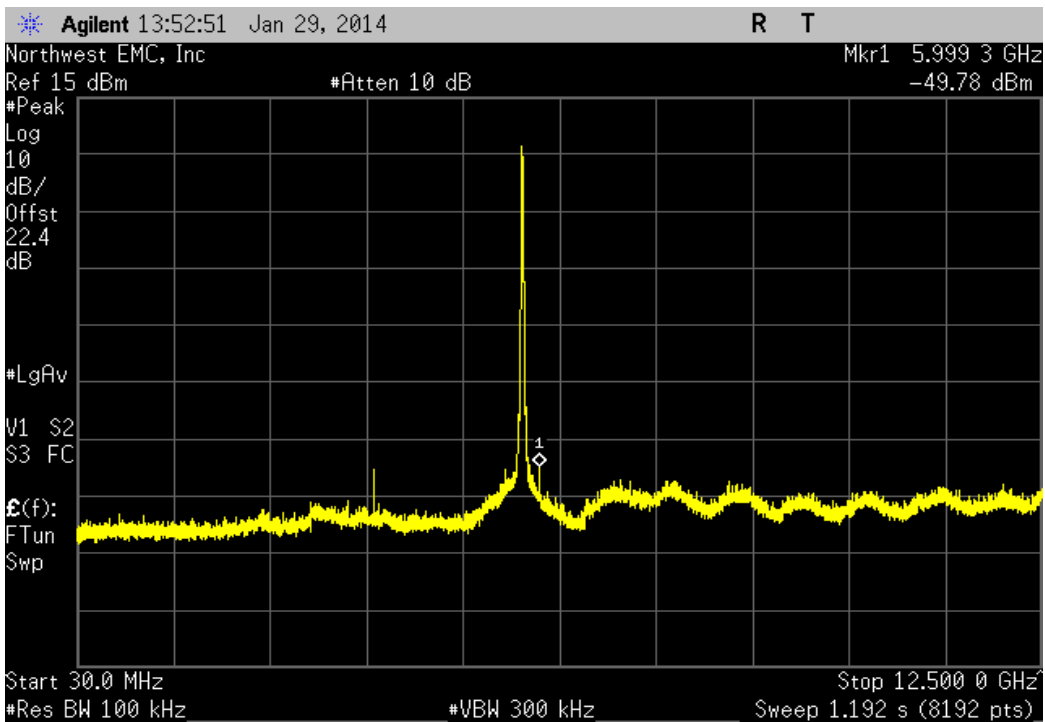
5725 MHz - 5850 MHz Band, 802.11(a) 6 Mbps, Low Channel 149, 5745 MHz				
Frequency Range		Value	Limit	Result
32 GHz - 40 GHz		-47.64 dBc	≤ -20 dBc	Pass



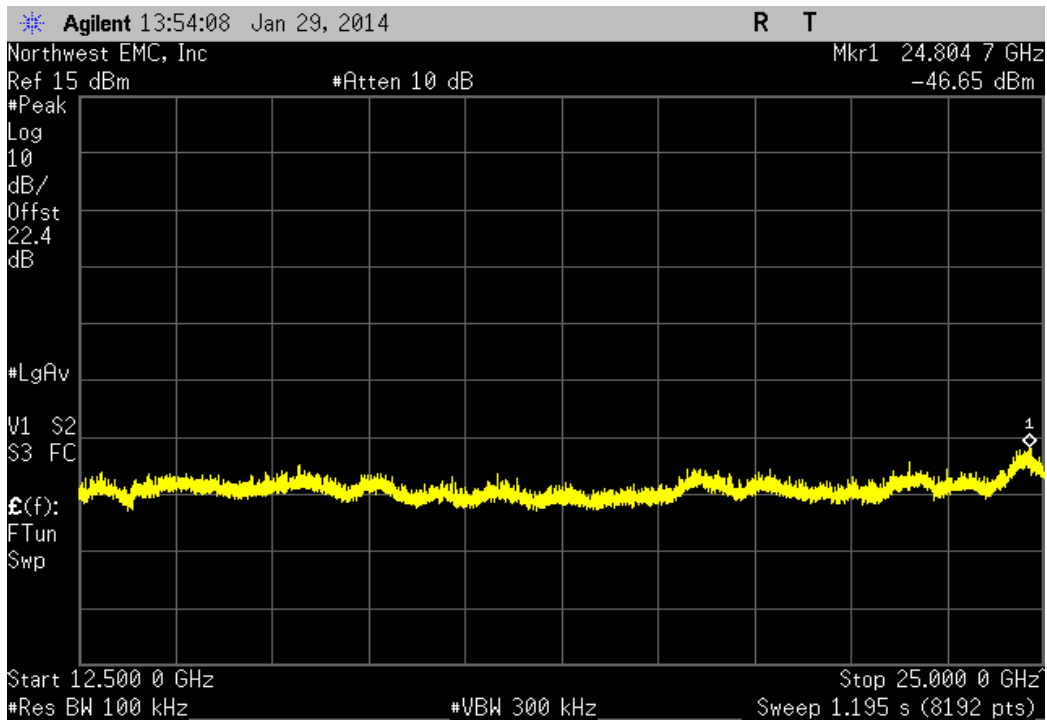
5725 MHz - 5850 MHz Band, 802.11(a) 6 Mbps, Mid Channel 157, 5785 MHz				
Frequency Range		Value	Limit	Result
Fundamental		N/A	N/A	N/A



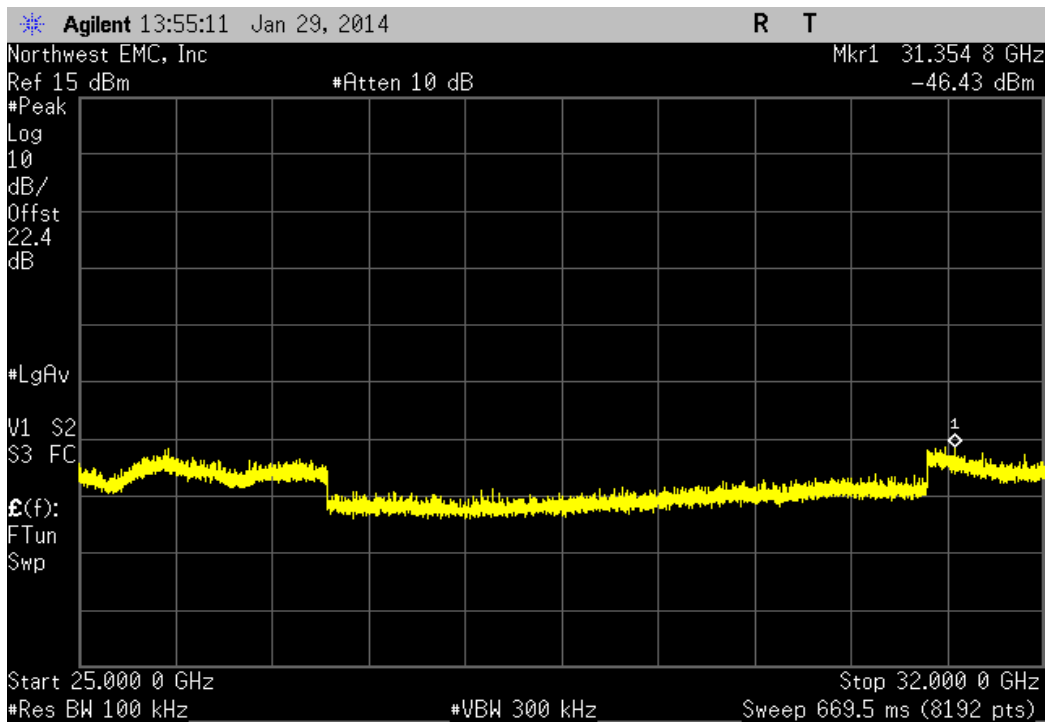
5725 MHz - 5850 MHz Band, 802.11(a) 6 Mbps, Mid Channel 157, 5785 MHz				
Frequency Range		Value	Limit	Result
30 MHz - 12.5 GHz		-57.01 dBc	≤ -20 dBc	Pass



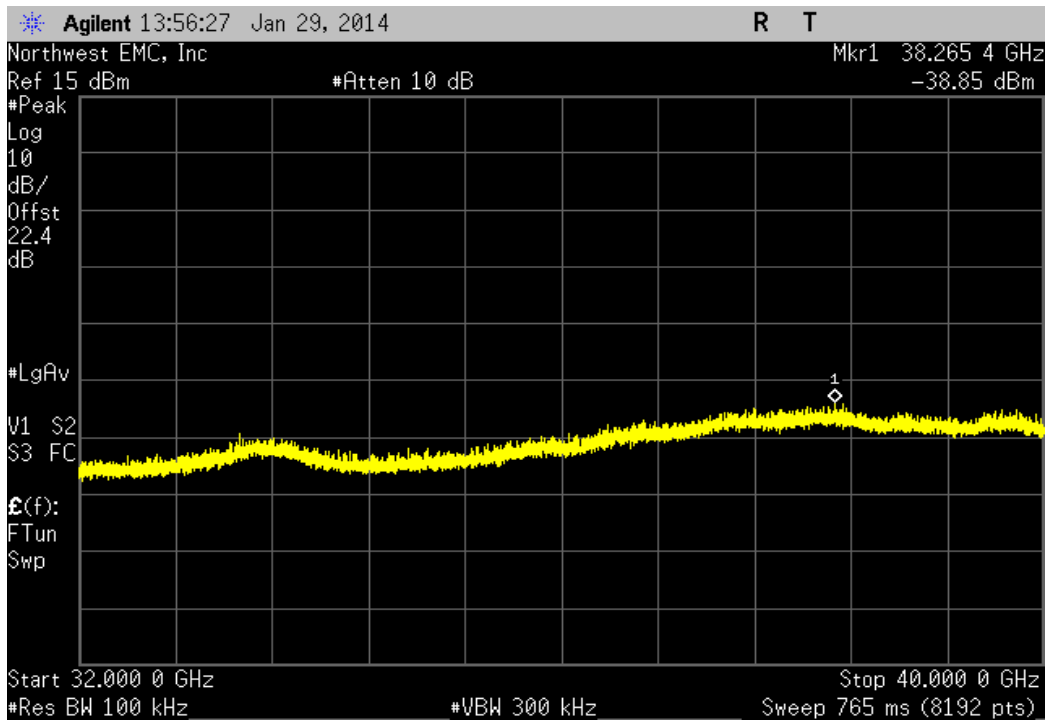
5725 MHz - 5850 MHz Band, 802.11(a) 6 Mbps, Mid Channel 157, 5785 MHz			
Frequency Range	Value	Limit	Result
12.5 GHz - 25 GHz	-53.88 dBc	≤ -20 dBc	Pass



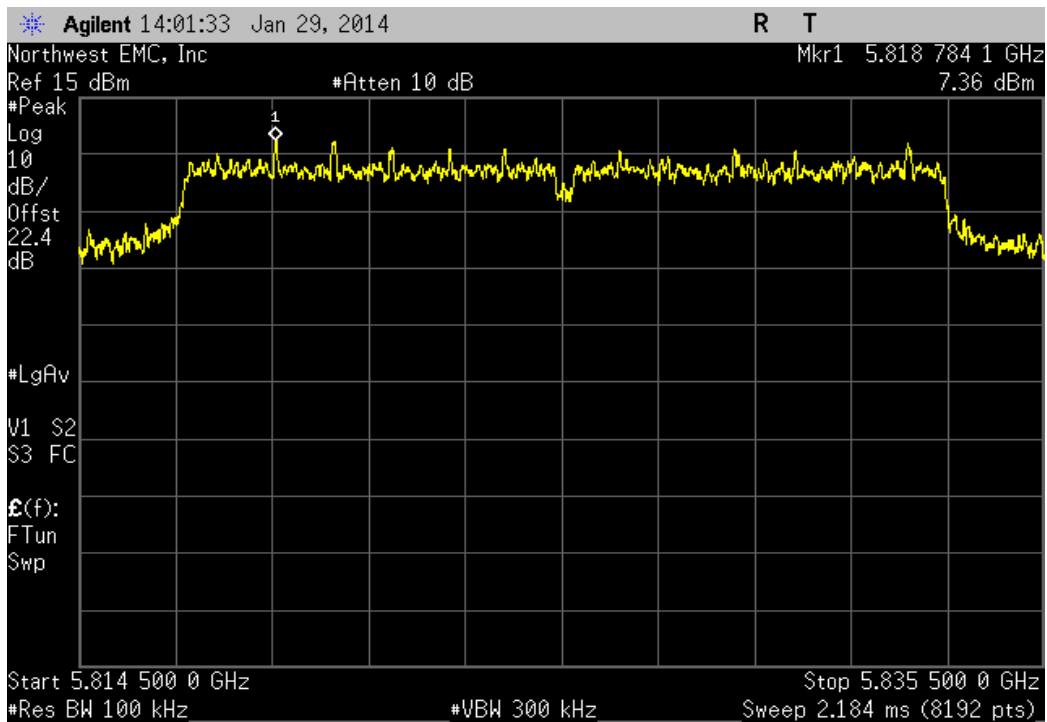
5725 MHz - 5850 MHz Band, 802.11(a) 6 Mbps, Mid Channel 157, 5785 MHz			
Frequency Range	Value	Limit	Result
25 GHz - 32 GHz	-53.66 dBc	≤ -20 dBc	Pass



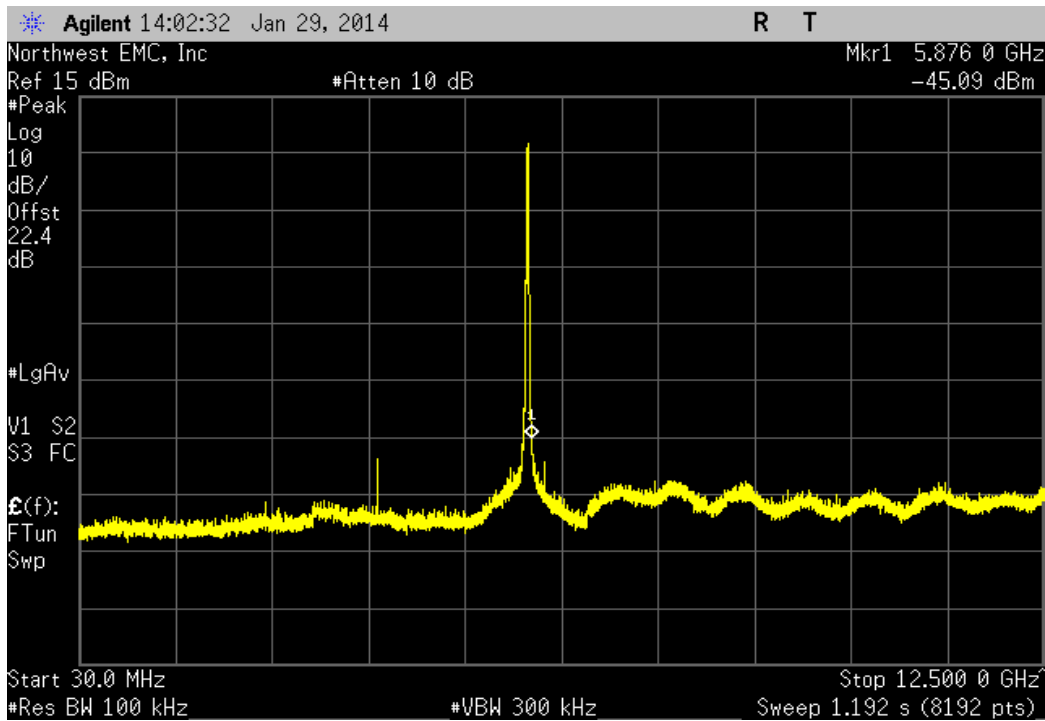
5725 MHz - 5850 MHz Band, 802.11(a) 6 Mbps, Mid Channel 157, 5785 MHz			
Frequency Range	Value	Limit	Result
32 GHz - 40 GHz	-46.08 dBc	≤ -20 dBc	Pass



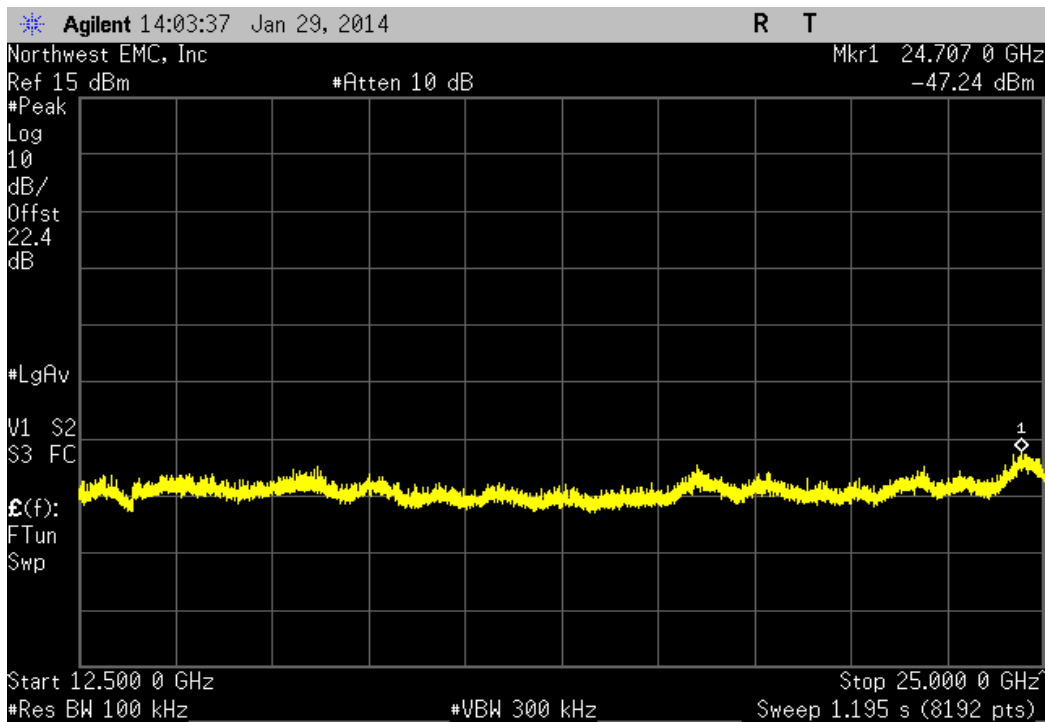
5725 MHz - 5850 MHz Band, 802.11(a) 6 Mbps, High Channel 165, 5825 MHz			
Frequency Range	Value	Limit	Result
Fundamental	N/A	N/A	N/A



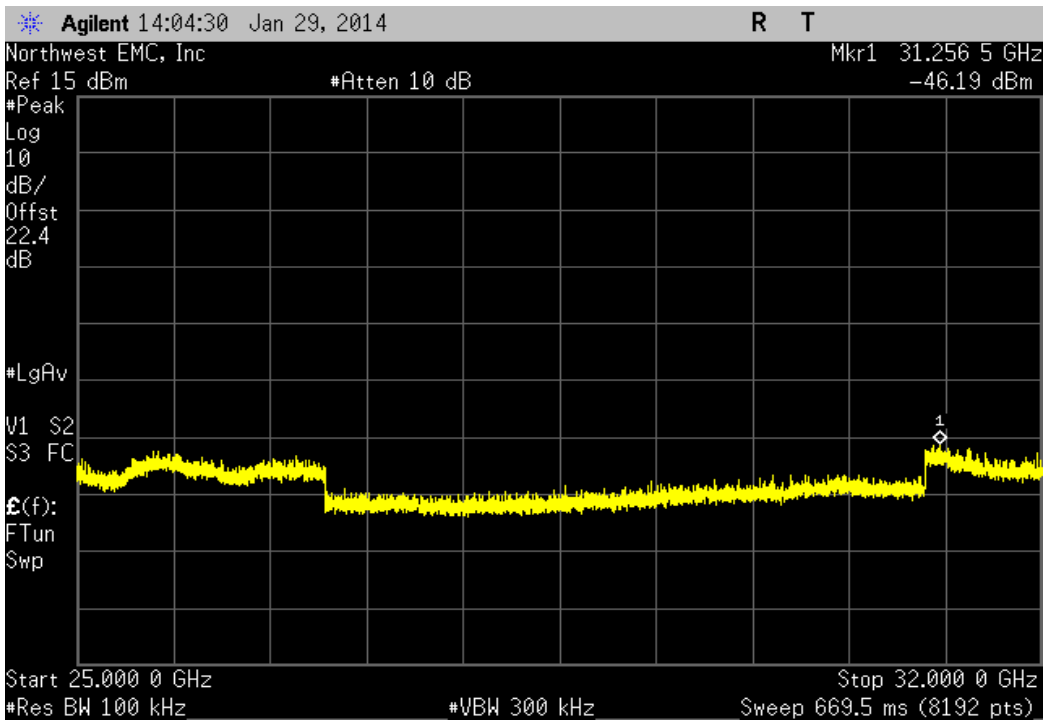
5725 MHz - 5850 MHz Band, 802.11(a) 6 Mbps, High Channel 165, 5825 MHz			
Frequency Range	Value	Limit	Result
30 MHz - 12.5 GHz	-52.45 dBc	≤ -20 dBc	Pass



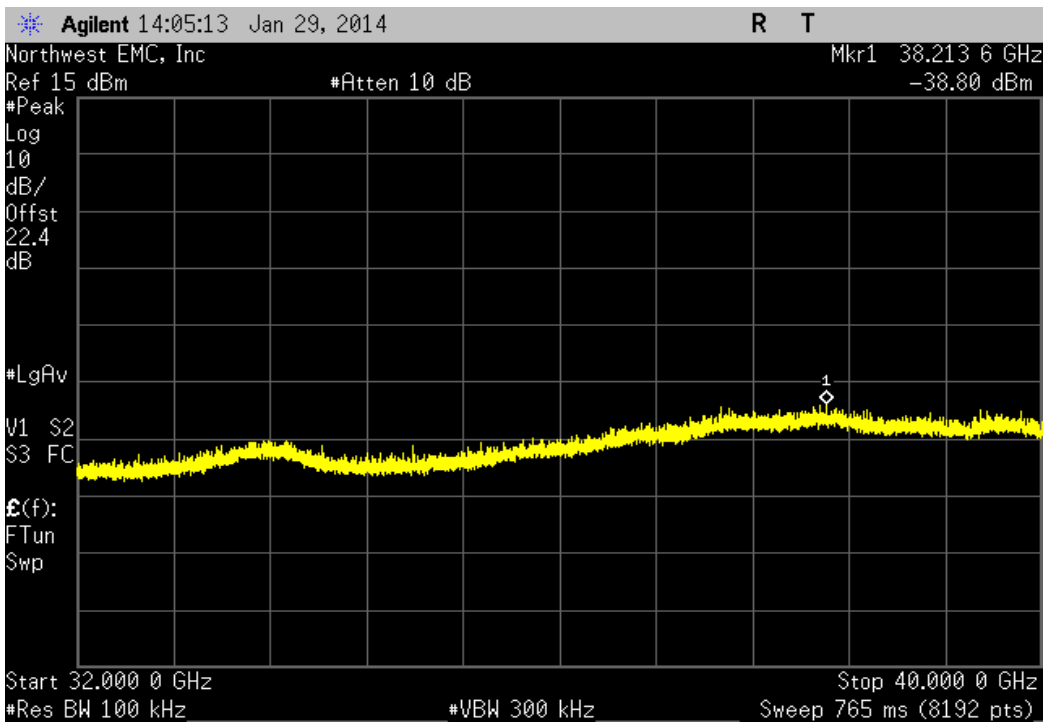
5725 MHz - 5850 MHz Band, 802.11(a) 6 Mbps, High Channel 165, 5825 MHz			
Frequency Range	Value	Limit	Result
12.5 GHz - 25 GHz	-54.6 dBc	≤ -20 dBc	Pass



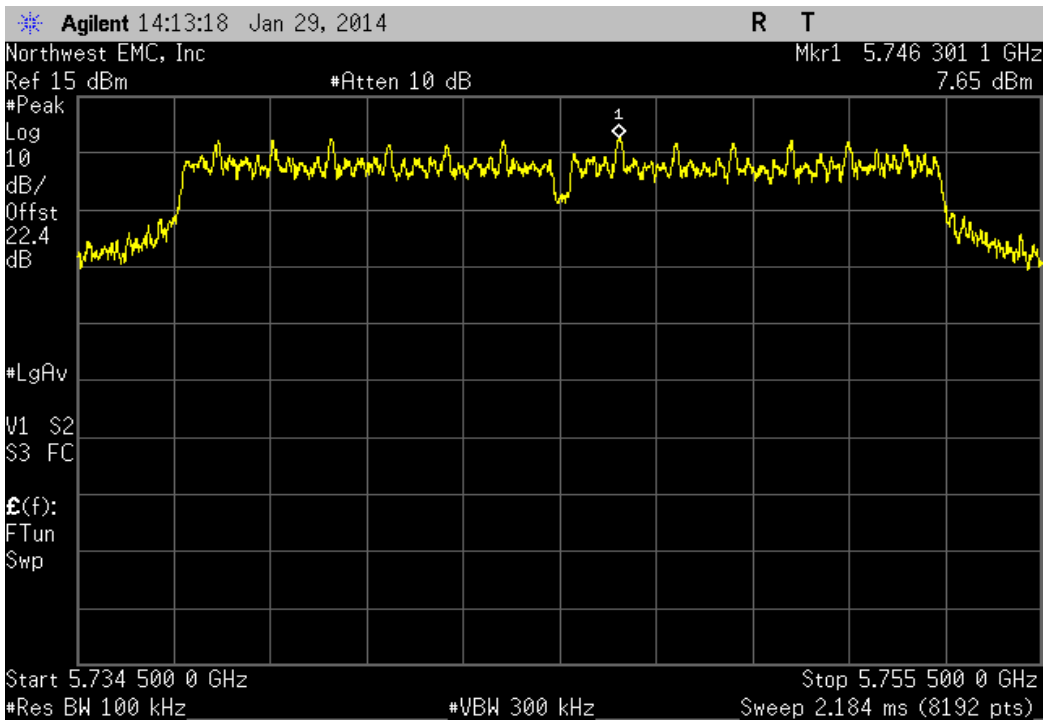
5725 MHz - 5850 MHz Band, 802.11(a) 6 Mbps, High Channel 165, 5825 MHz				
Frequency Range		Value	Limit	Result
25 GHz - 32 GHz		-53.55 dBc	≤ -20 dBc	Pass



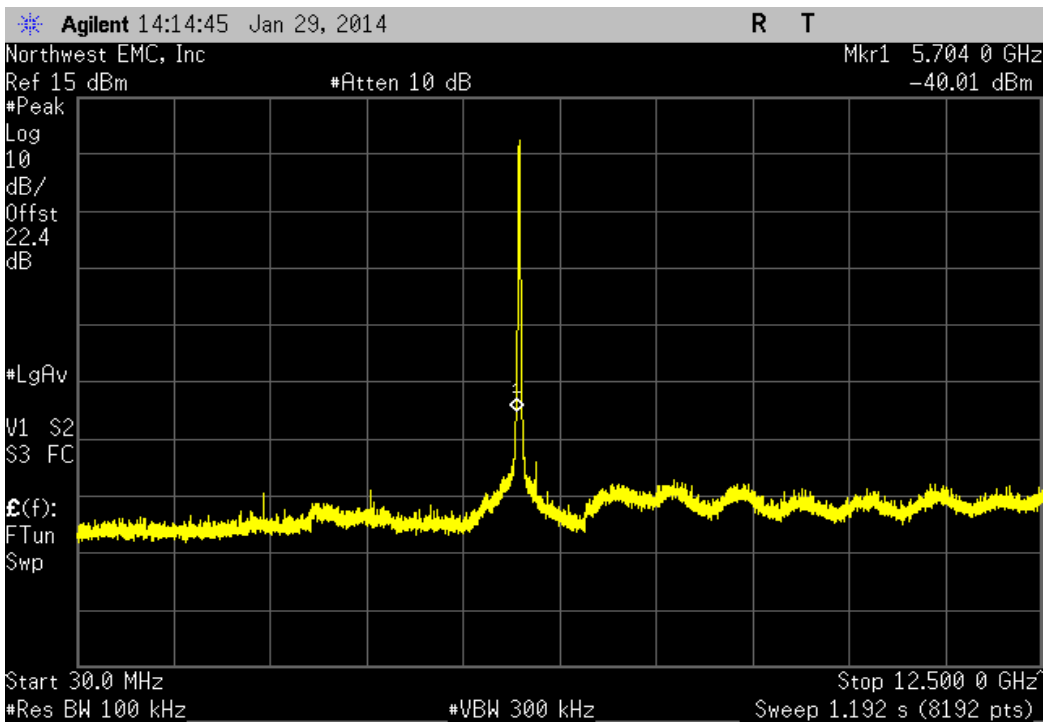
5725 MHz - 5850 MHz Band, 802.11(a) 6 Mbps, High Channel 165, 5825 MHz				
Frequency Range		Value	Limit	Result
32 GHz - 40 GHz		-46.16 dBc	≤ -20 dBc	Pass



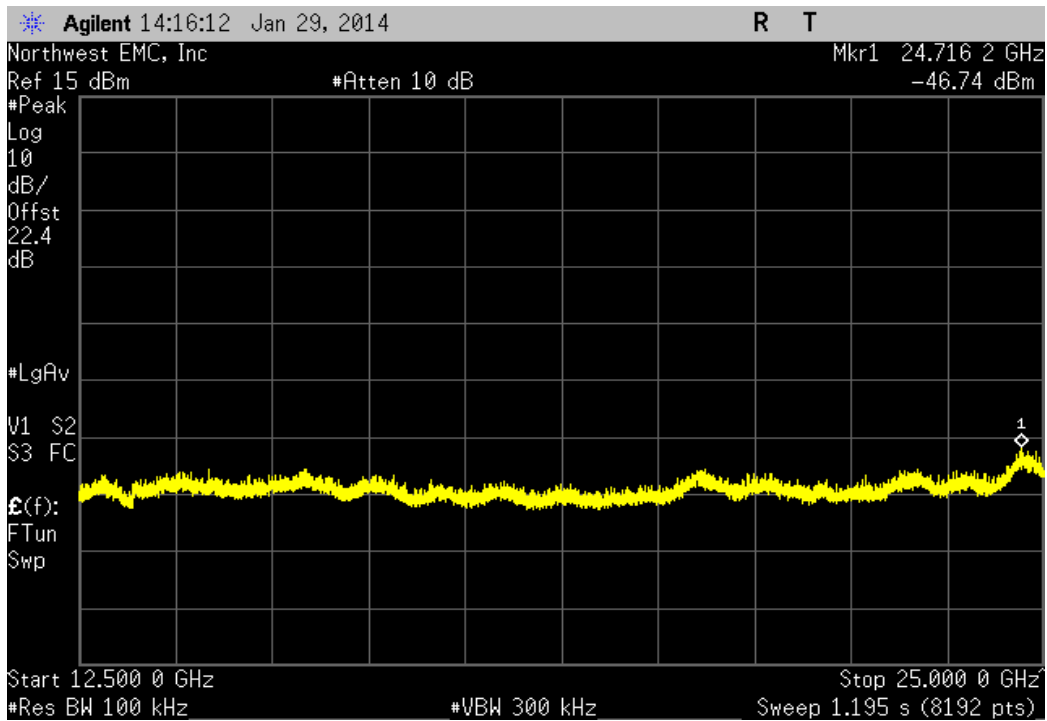
5725 MHz - 5850 MHz Band, 802.11(a) 36 Mbps, Low Channel 149, 5745 MHz				
Frequency Range		Value	Limit	Result
Fundamental		N/A	N/A	N/A



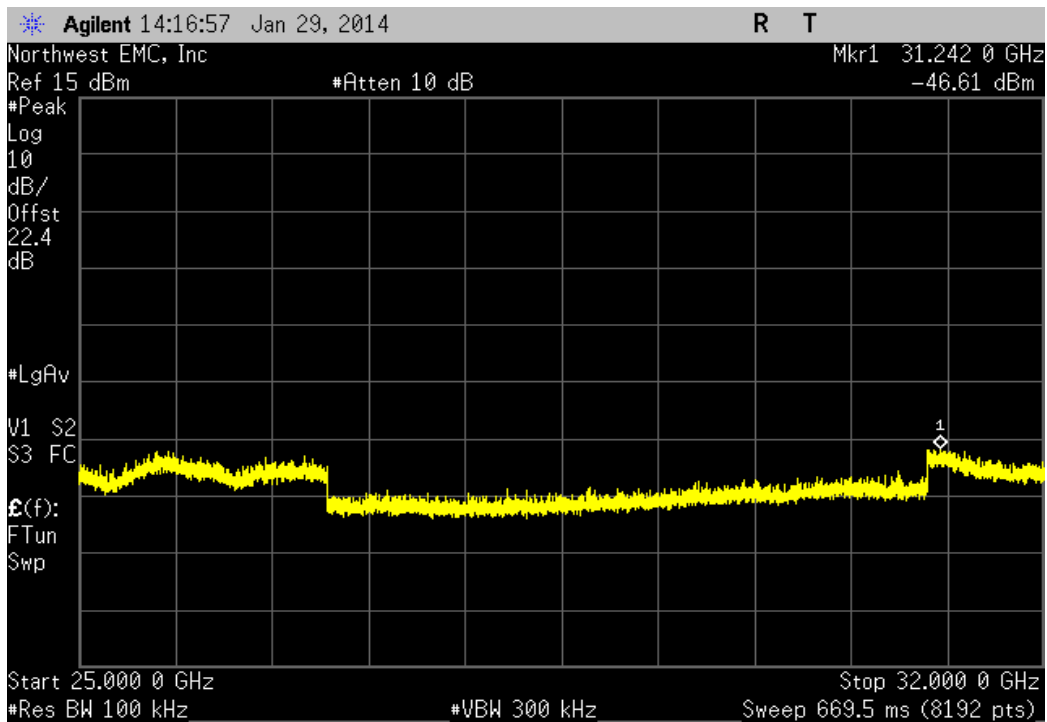
5725 MHz - 5850 MHz Band, 802.11(a) 36 Mbps, Low Channel 149, 5745 MHz				
Frequency Range		Value	Limit	Result
30 MHz - 12.5 GHz		-47.66 dBc	≤ -20 dBc	Pass



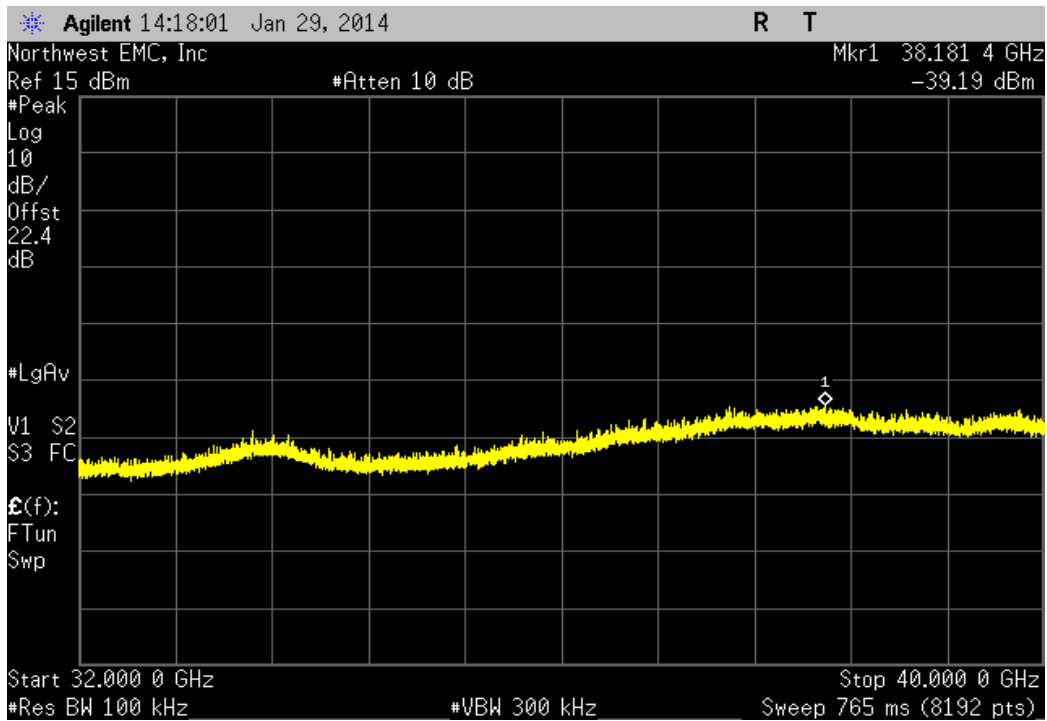
5725 MHz - 5850 MHz Band, 802.11(a) 36 Mbps, Low Channel 149, 5745 MHz				
Frequency Range		Value	Limit	Result
12.5 GHz - 25 GHz		-54.39 dBc	≤ -20 dBc	Pass



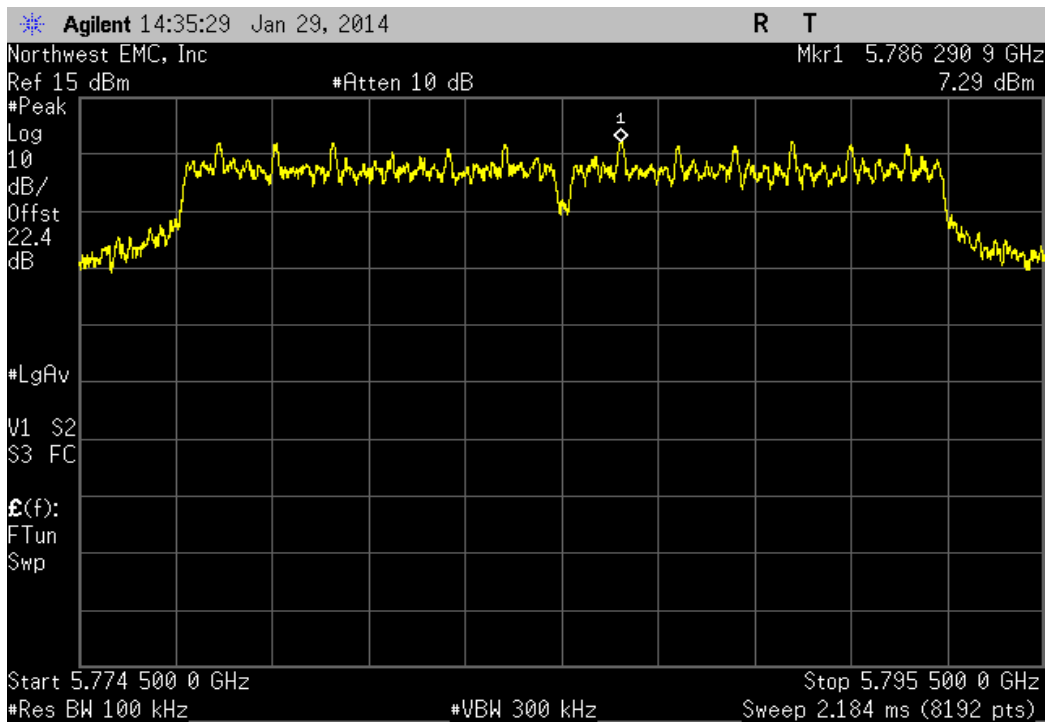
5725 MHz - 5850 MHz Band, 802.11(a) 36 Mbps, Low Channel 149, 5745 MHz				
Frequency Range		Value	Limit	Result
25 GHz - 32 GHz		-54.26 dBc	≤ -20 dBc	Pass



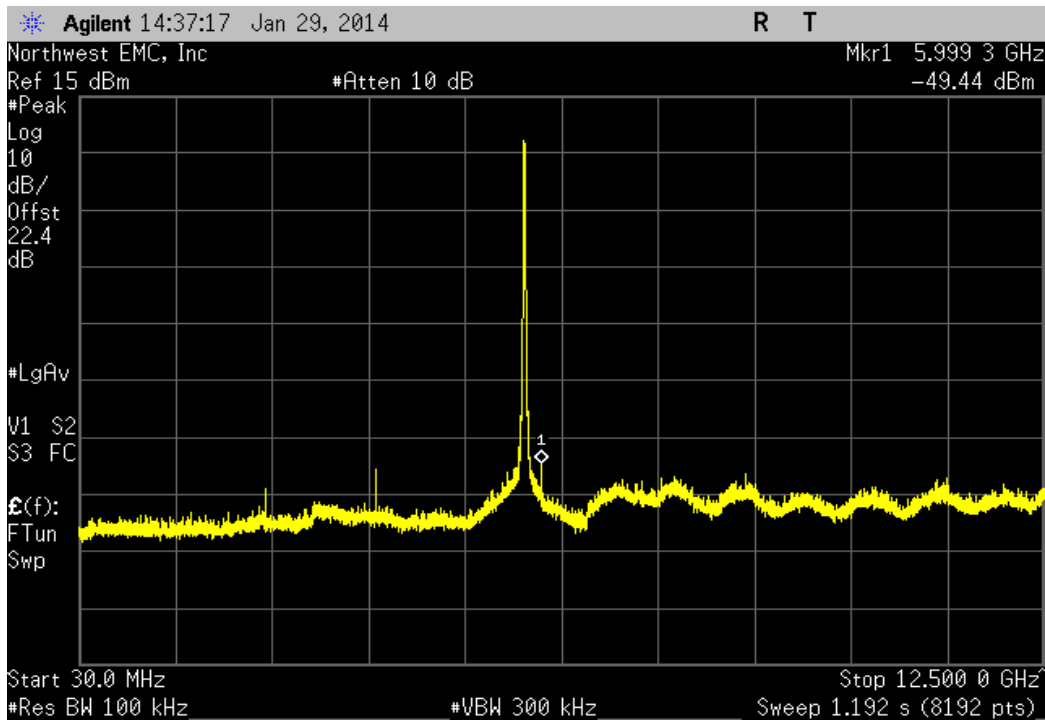
5725 MHz - 5850 MHz Band, 802.11(a) 36 Mbps, Low Channel 149, 5745 MHz				
Frequency Range		Value	Limit	Result
32 GHz - 40 GHz		-46.84 dBc	≤ -20 dBc	Pass



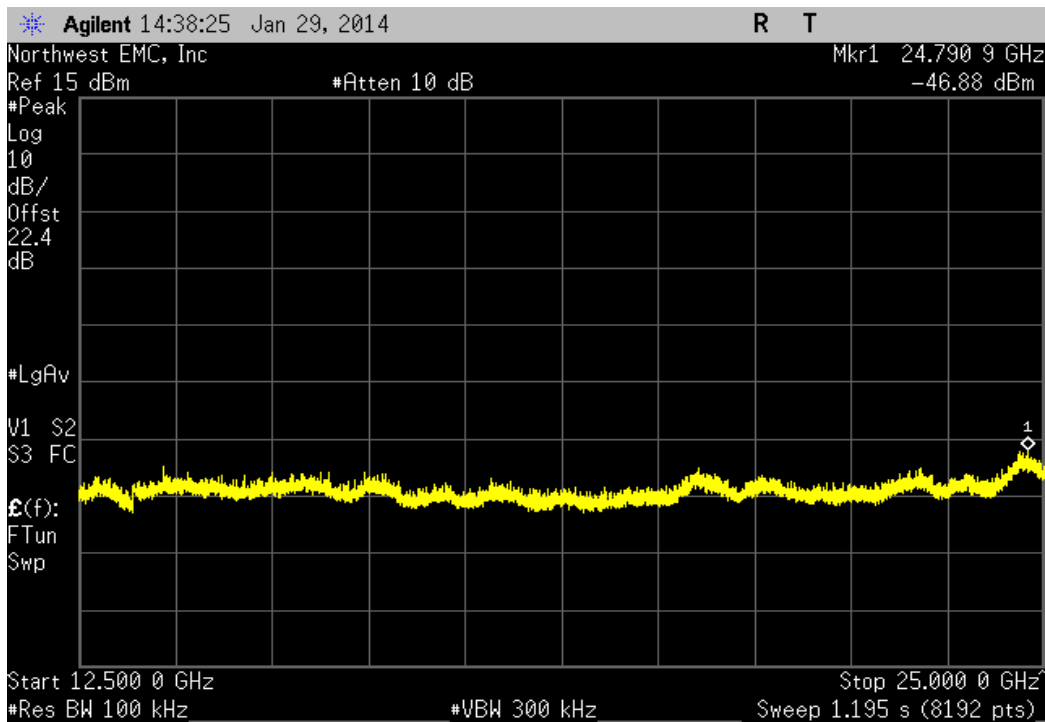
5725 MHz - 5850 MHz Band, 802.11(a) 36 Mbps, Mid Channel 157, 5785 MHz				
Frequency Range		Value	Limit	Result
Fundamental		N/A	N/A	N/A



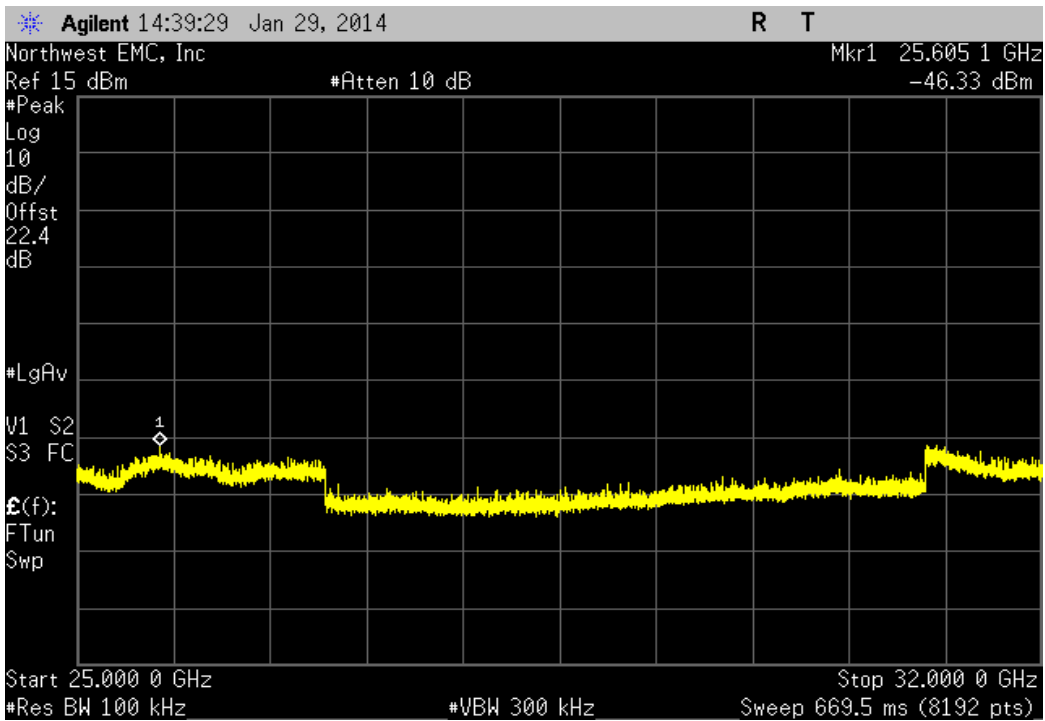
5725 MHz - 5850 MHz Band, 802.11(a) 36 Mbps, Mid Channel 157, 5785 MHz			
Frequency Range	Value	Limit	Result
30 MHz - 12.5 GHz	-56.73 dBc	≤ -20 dBc	Pass



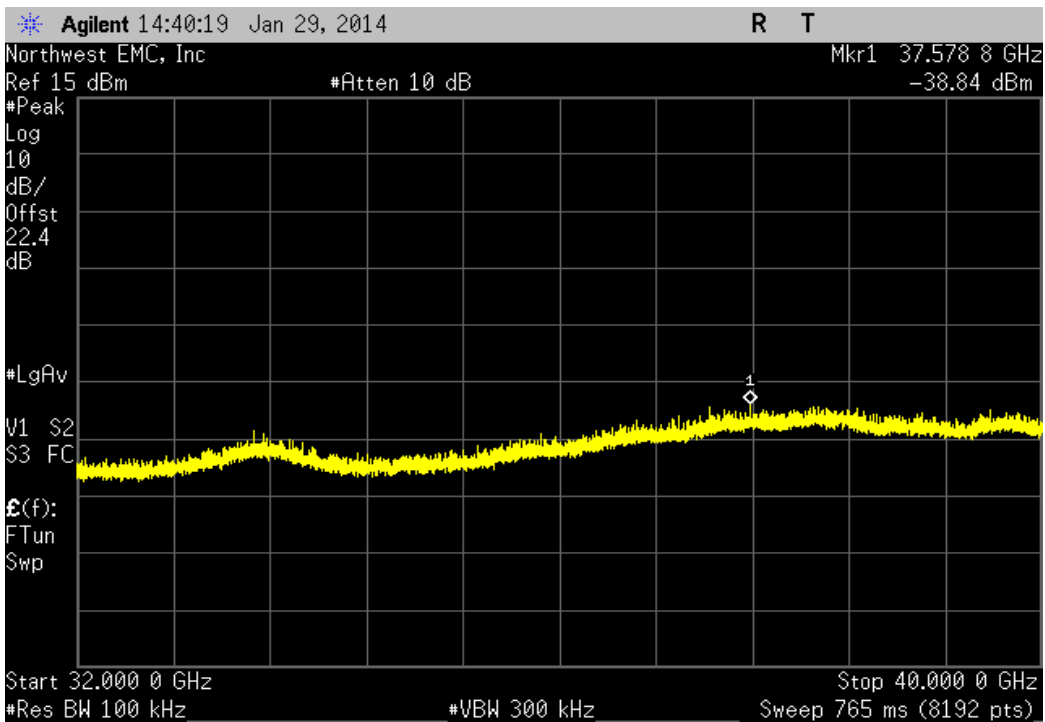
5725 MHz - 5850 MHz Band, 802.11(a) 36 Mbps, Mid Channel 157, 5785 MHz			
Frequency Range	Value	Limit	Result
12.5 GHz - 25 GHz	-54.17 dBc	≤ -20 dBc	Pass



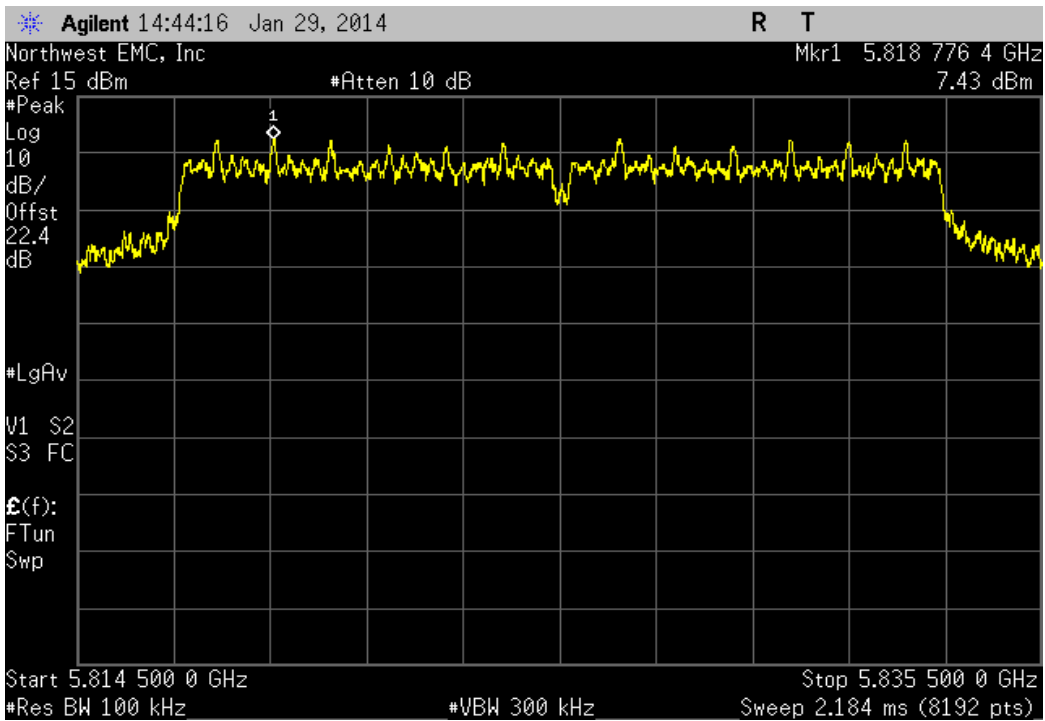
5725 MHz - 5850 MHz Band, 802.11(a) 36 Mbps, Mid Channel 157, 5785 MHz				
Frequency Range		Value	Limit	Result
25 GHz - 32 GHz		-53.62 dBc	≤ -20 dBc	Pass



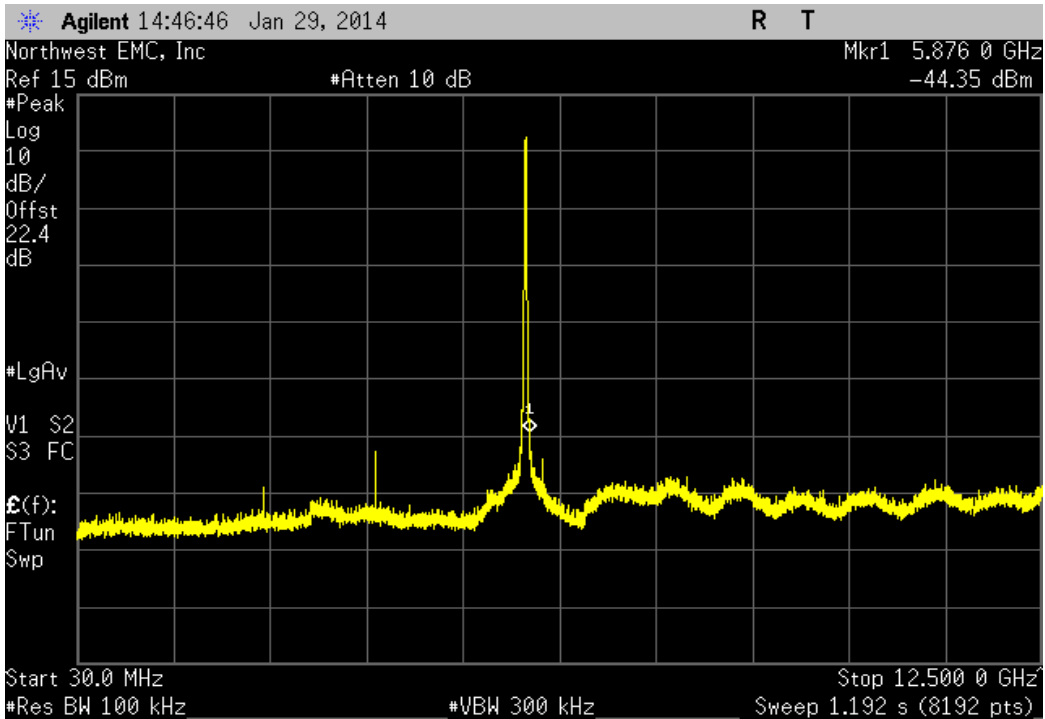
5725 MHz - 5850 MHz Band, 802.11(a) 36 Mbps, Mid Channel 157, 5785 MHz				
Frequency Range		Value	Limit	Result
32 GHz - 40 GHz		-46.13 dBc	≤ -20 dBc	Pass



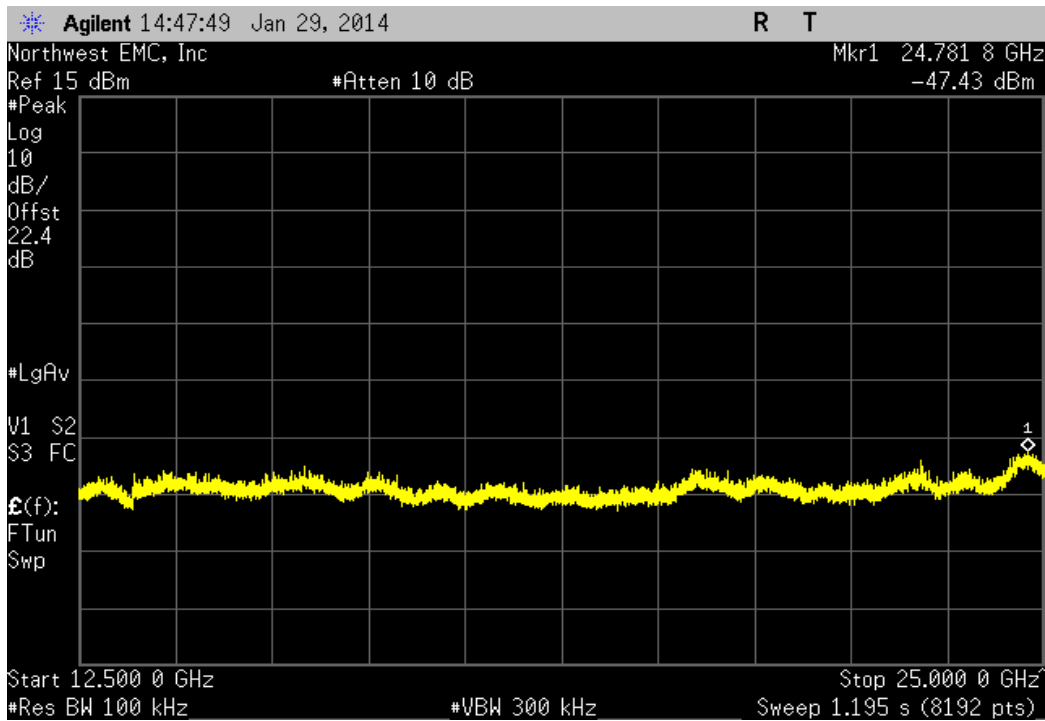
5725 MHz - 5850 MHz Band, 802.11(a) 36 Mbps, High Channel 165, 5825 MHz				
Frequency Range		Value	Limit	Result
Fundamental		N/A	N/A	N/A



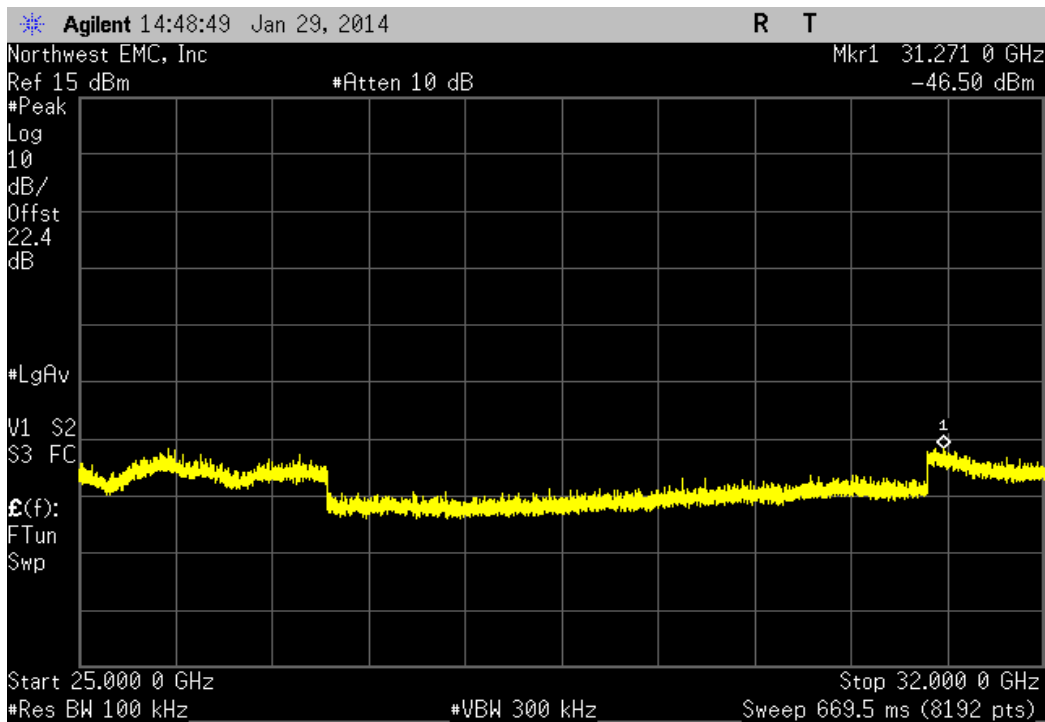
5725 MHz - 5850 MHz Band, 802.11(a) 36 Mbps, High Channel 165, 5825 MHz				
Frequency Range		Value	Limit	Result
30 MHz - 12.5 GHz		-51.78 dBc	≤ -20 dBc	Pass



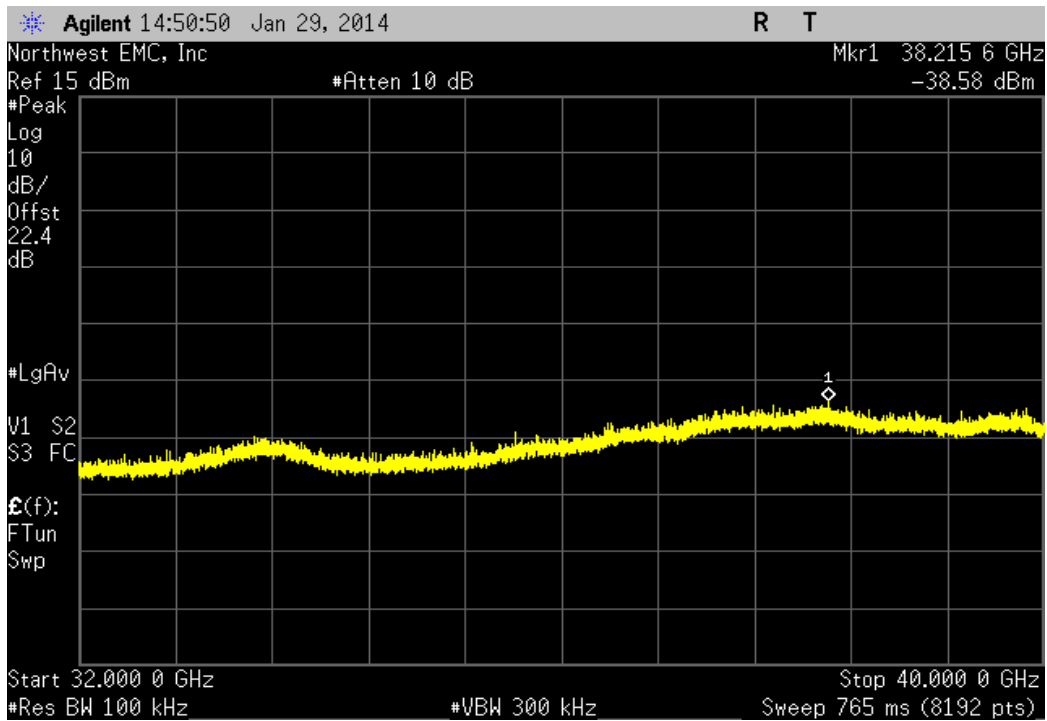
5725 MHz - 5850 MHz Band, 802.11(a) 36 Mbps, High Channel 165, 5825 MHz			
Frequency Range	Value	Limit	Result
12.5 GHz - 25 GHz	-54.86 dBc	≤ -20 dBc	Pass



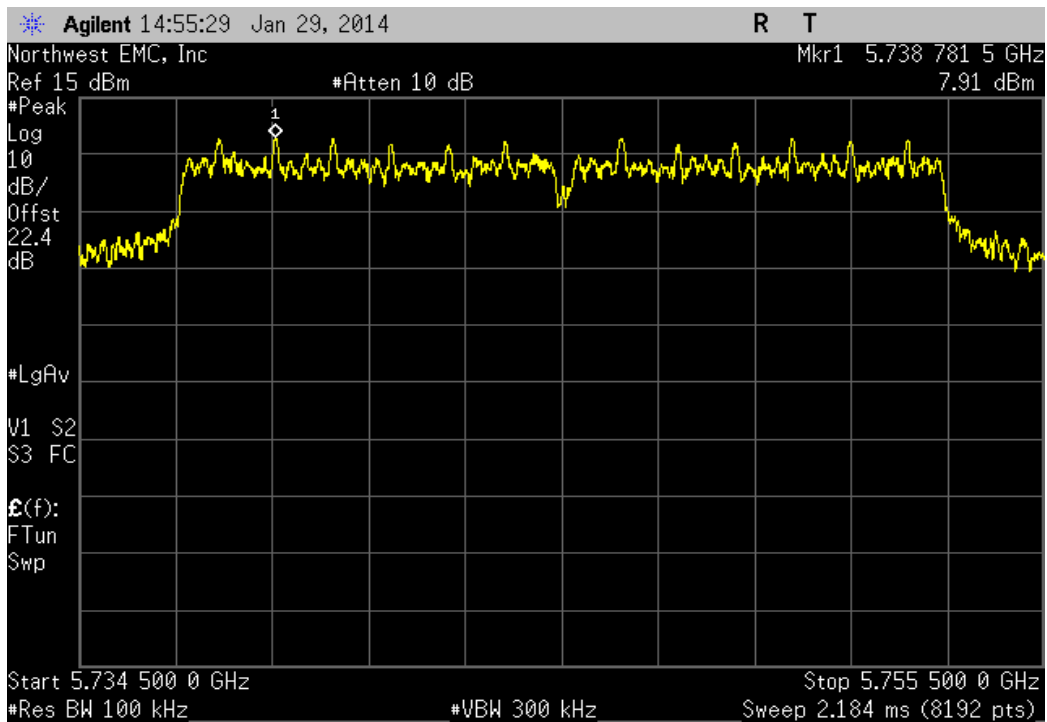
5725 MHz - 5850 MHz Band, 802.11(a) 36 Mbps, High Channel 165, 5825 MHz			
Frequency Range	Value	Limit	Result
25 GHz - 32 GHz	-53.93 dBc	≤ -20 dBc	Pass



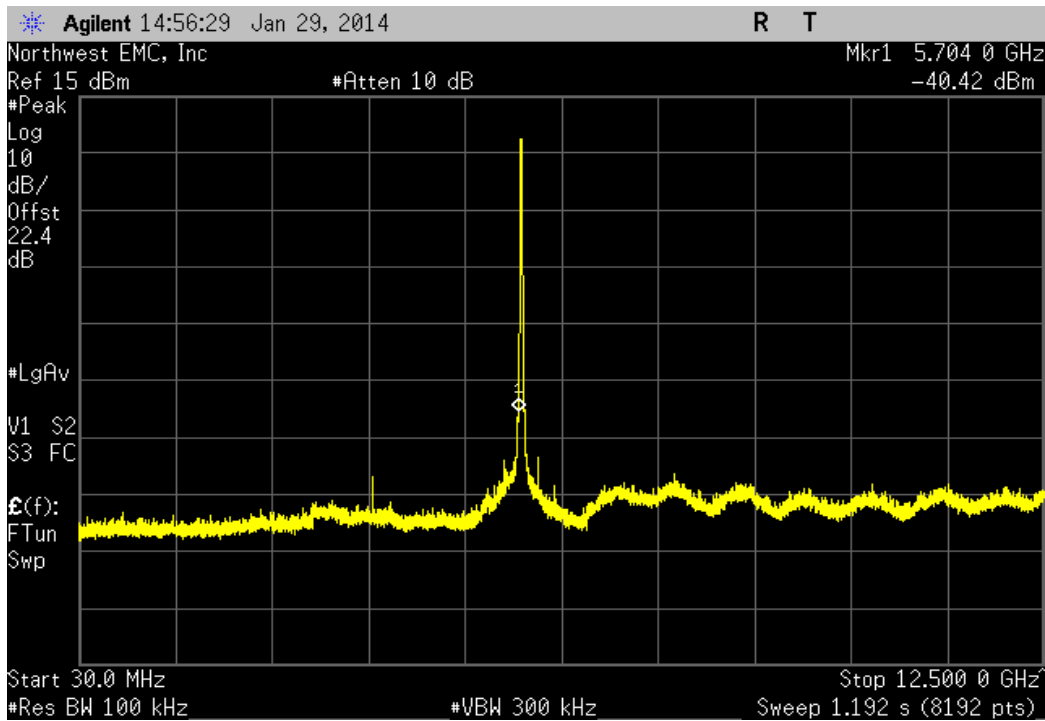
5725 MHz - 5850 MHz Band, 802.11(a) 36 Mbps, High Channel 165, 5825 MHz				
Frequency Range		Value	Limit	Result
32 GHz - 40 GHz		-46.01 dBc	≤ -20 dBc	Pass



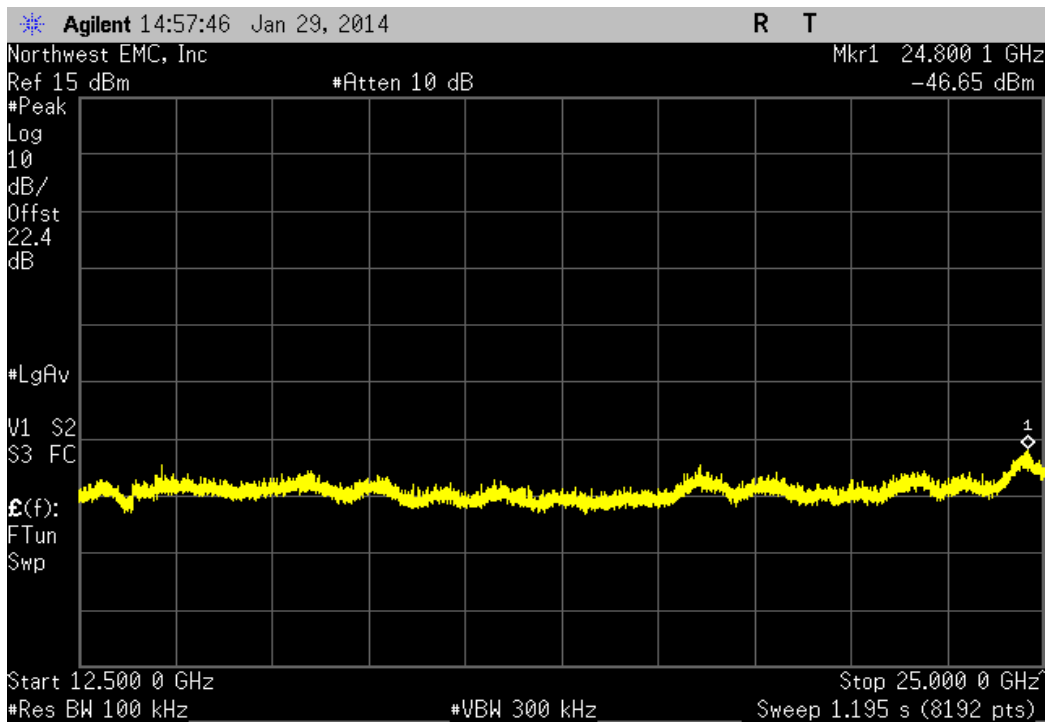
5725 MHz - 5850 MHz Band, 802.11(a) 54 Mbps, Low Channel 149, 5745 MHz				
Frequency Range		Value	Limit	Result
Fundamental		N/A	N/A	N/A



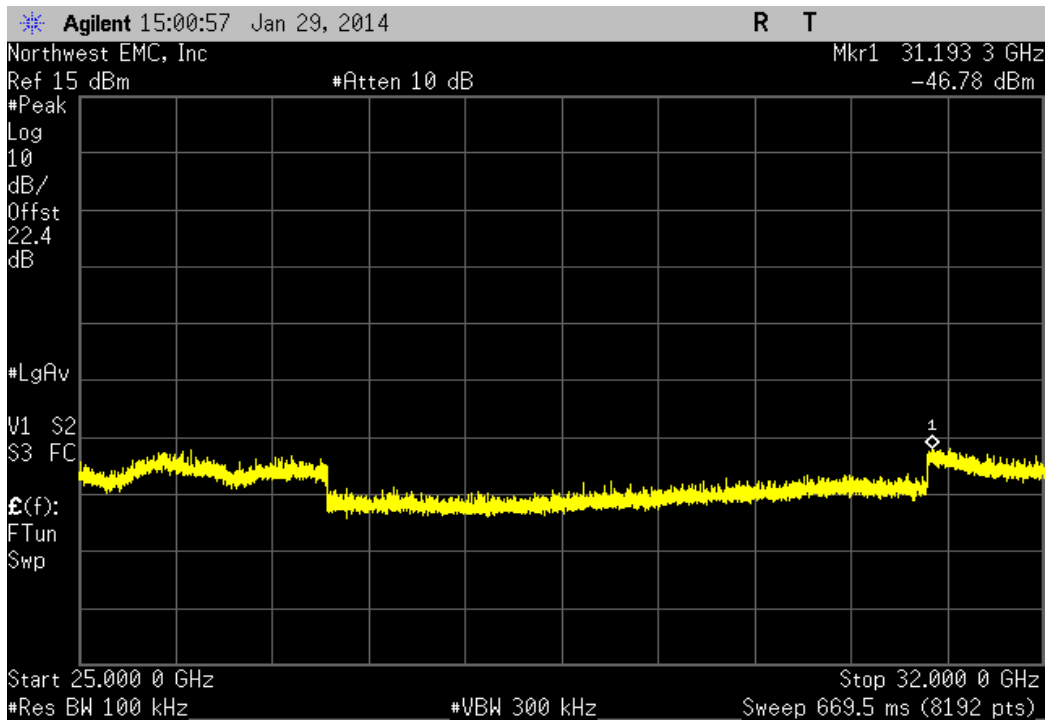
5725 MHz - 5850 MHz Band, 802.11(a) 54 Mbps, Low Channel 149, 5745 MHz			
Frequency Range	Value	Limit	Result
30 MHz - 12.5 GHz	-48.33 dBc	≤ -20 dBc	Pass



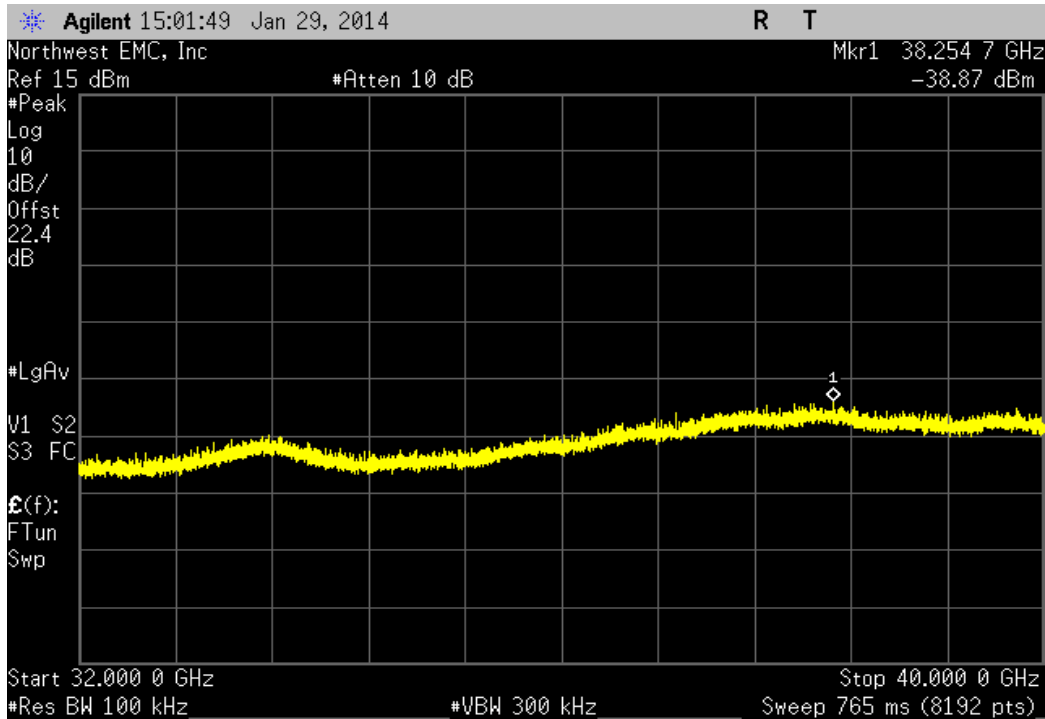
5725 MHz - 5850 MHz Band, 802.11(a) 54 Mbps, Low Channel 149, 5745 MHz			
Frequency Range	Value	Limit	Result
12.5 GHz - 25 GHz	-54.56 dBc	≤ -20 dBc	Pass



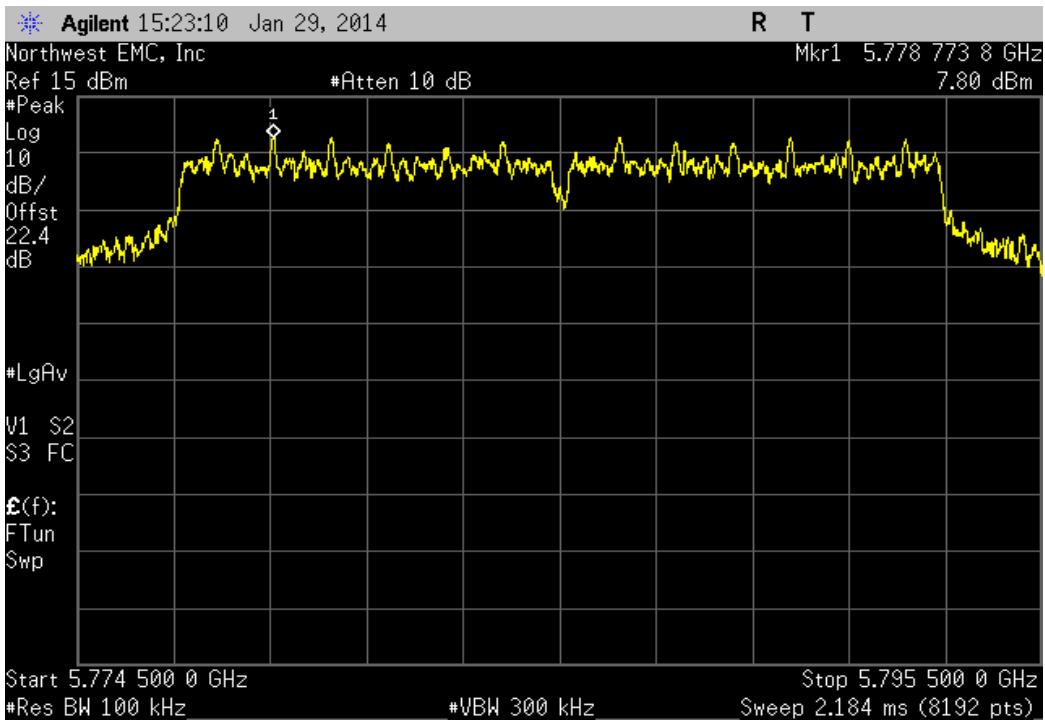
5725 MHz - 5850 MHz Band, 802.11(a) 54 Mbps, Low Channel 149, 5745 MHz				
Frequency Range		Value	Limit	Result
25 GHz - 32 GHz		-54.69 dBc	≤ -20 dBc	Pass



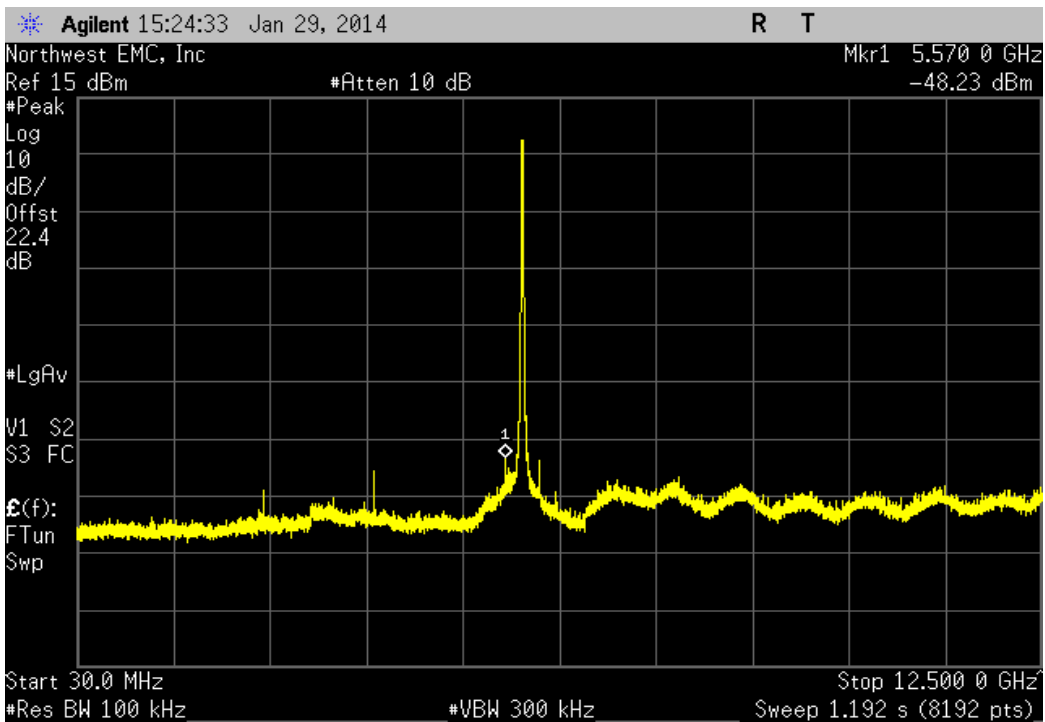
5725 MHz - 5850 MHz Band, 802.11(a) 54 Mbps, Low Channel 149, 5745 MHz				
Frequency Range		Value	Limit	Result
32 GHz - 40 GHz		-46.78 dBc	≤ -20 dBc	Pass



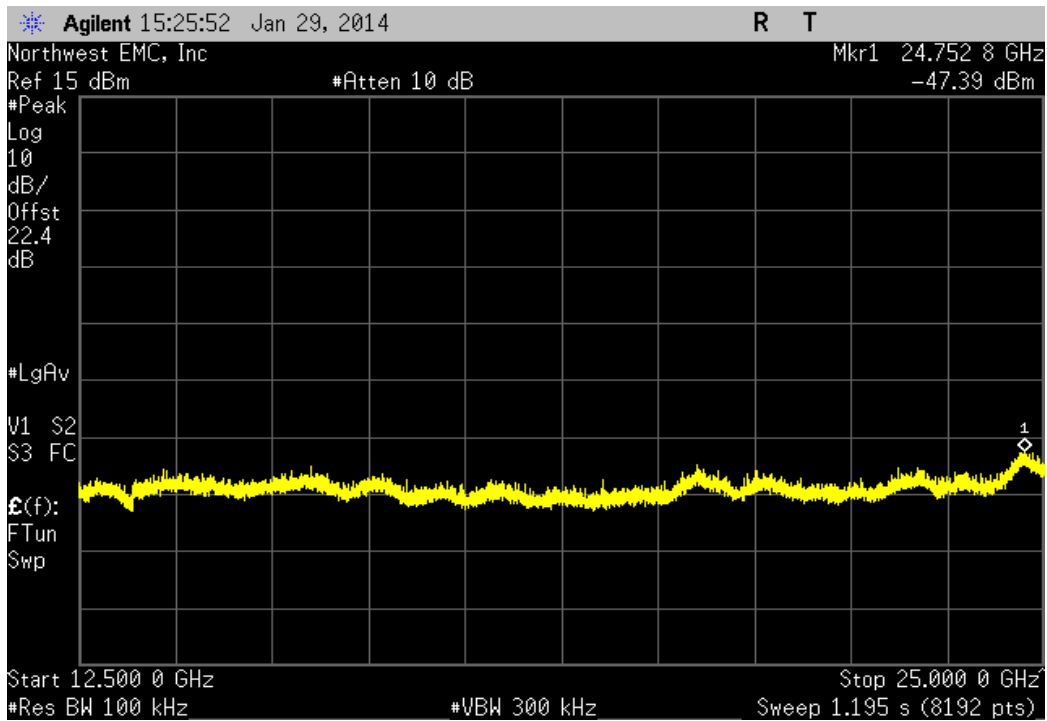
5725 MHz - 5850 MHz Band, 802.11(a) 54 Mbps, Mid Channel 157, 5785 MHz				
Frequency Range		Value	Limit	Result
Fundamental		N/A	N/A	N/A



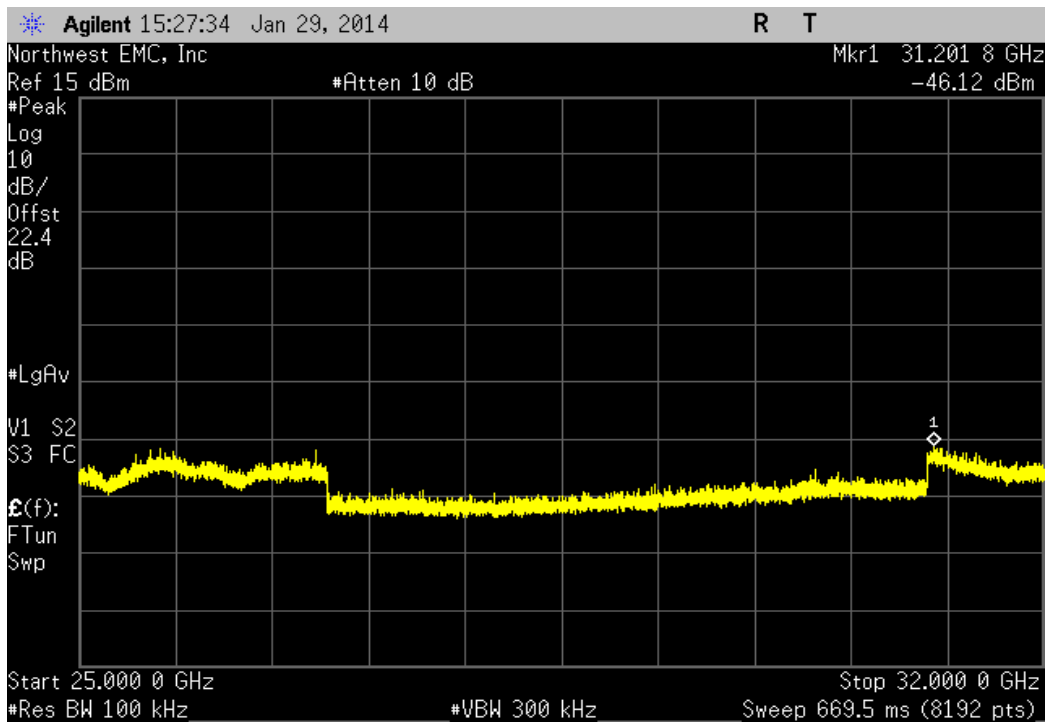
5725 MHz - 5850 MHz Band, 802.11(a) 54 Mbps, Mid Channel 157, 5785 MHz				
Frequency Range		Value	Limit	Result
30 MHz - 12.5 GHz		-56.03 dBc	≤ -20 dBc	Pass



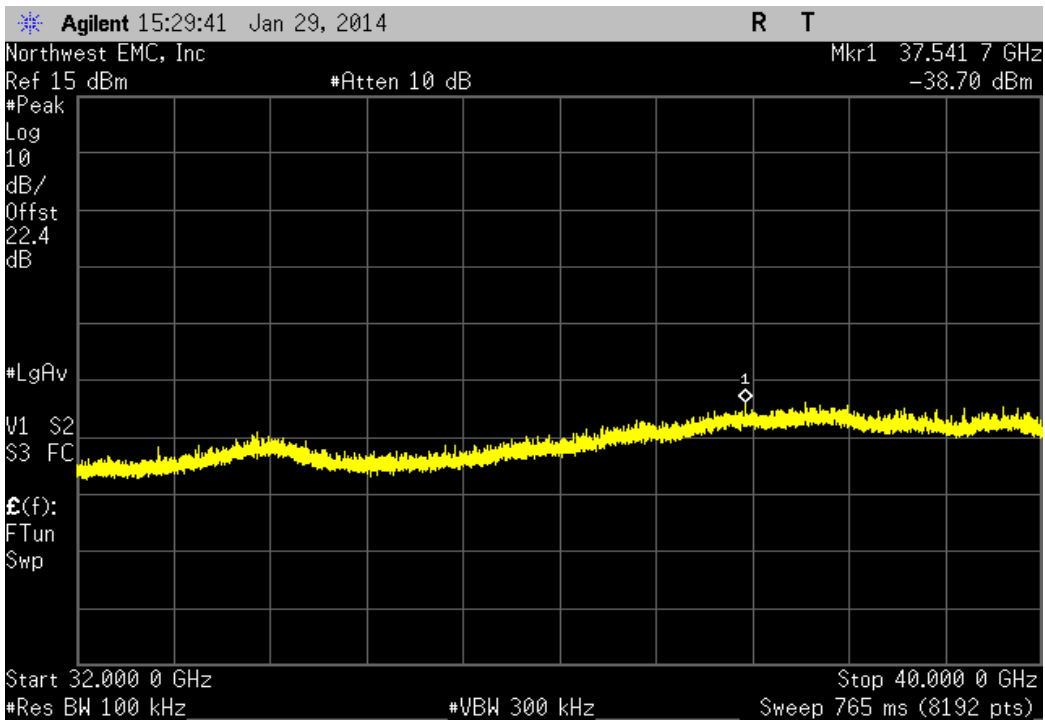
5725 MHz - 5850 MHz Band, 802.11(a) 54 Mbps, Mid Channel 157, 5785 MHz			
Frequency Range	Value	Limit	Result
12.5 GHz - 25 GHz	-55.19 dBc	≤ -20 dBc	Pass



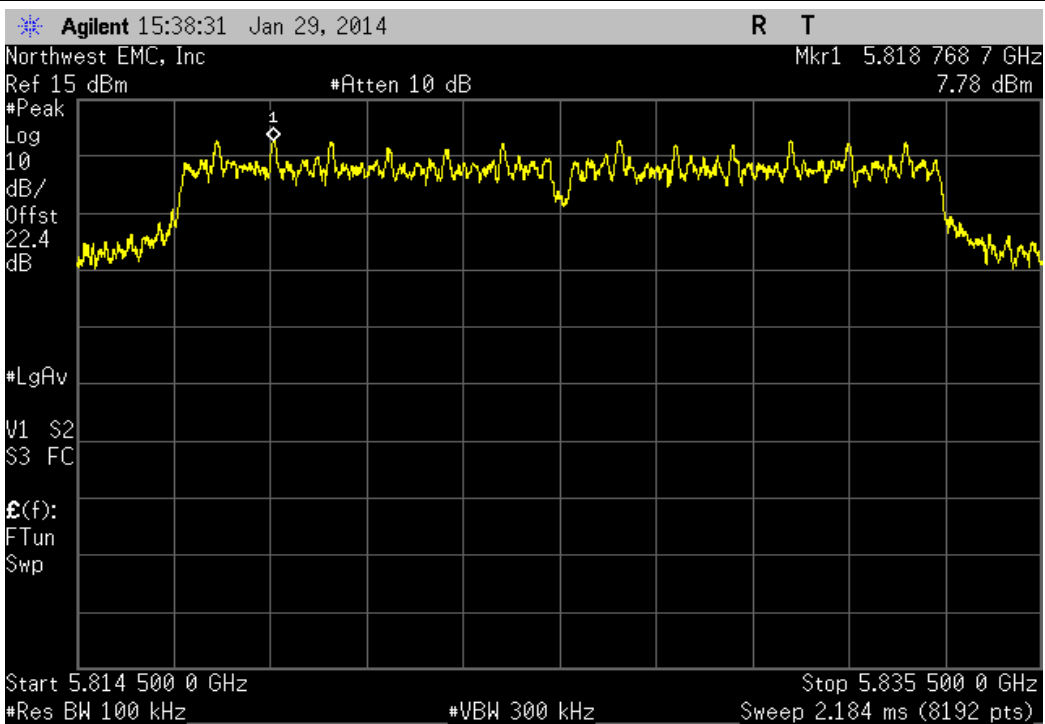
5725 MHz - 5850 MHz Band, 802.11(a) 54 Mbps, Mid Channel 157, 5785 MHz			
Frequency Range	Value	Limit	Result
25 GHz - 32 GHz	-53.92 dBc	≤ -20 dBc	Pass



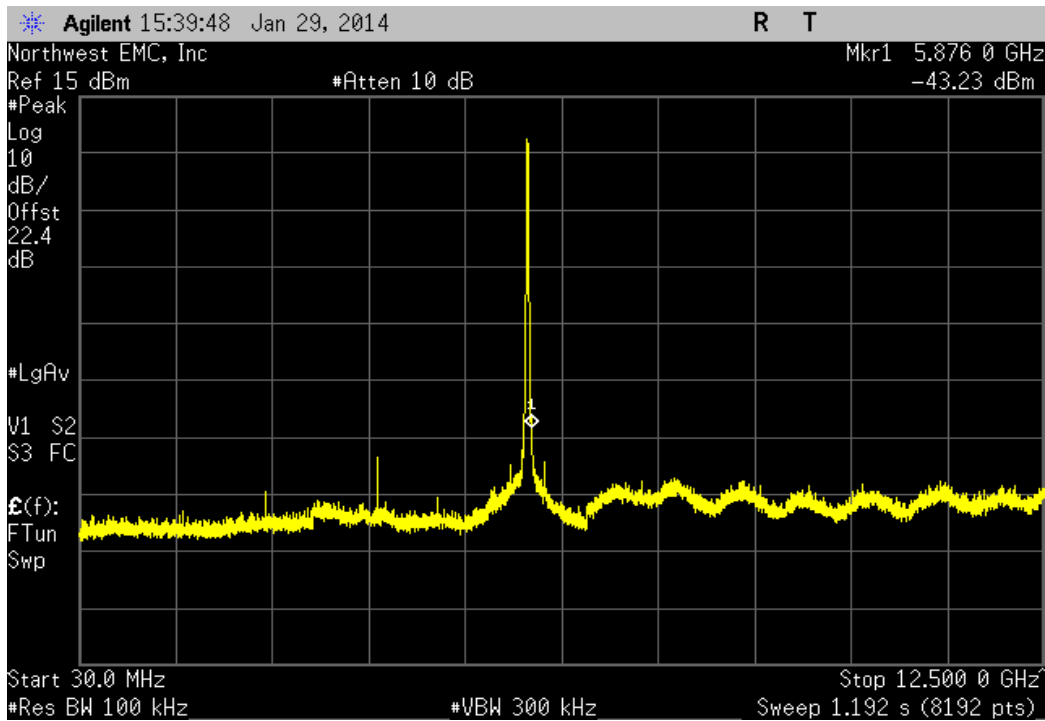
5725 MHz - 5850 MHz Band, 802.11(a) 54 Mbps, Mid Channel 157, 5785 MHz				
Frequency Range		Value	Limit	Result
32 GHz - 40 GHz		-46.5 dBc	≤ -20 dBc	Pass



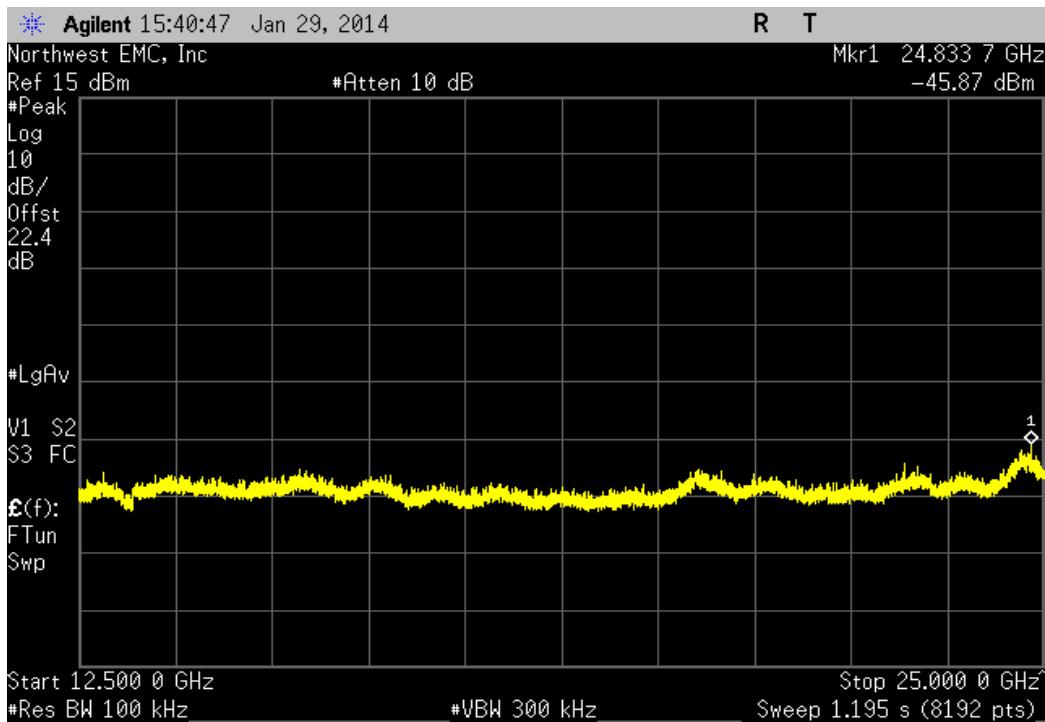
5725 MHz - 5850 MHz Band, 802.11(a) 54 Mbps, High Channel 165, 5825 MHz				
Frequency Range		Value	Limit	Result
Fundamental		N/A	N/A	N/A



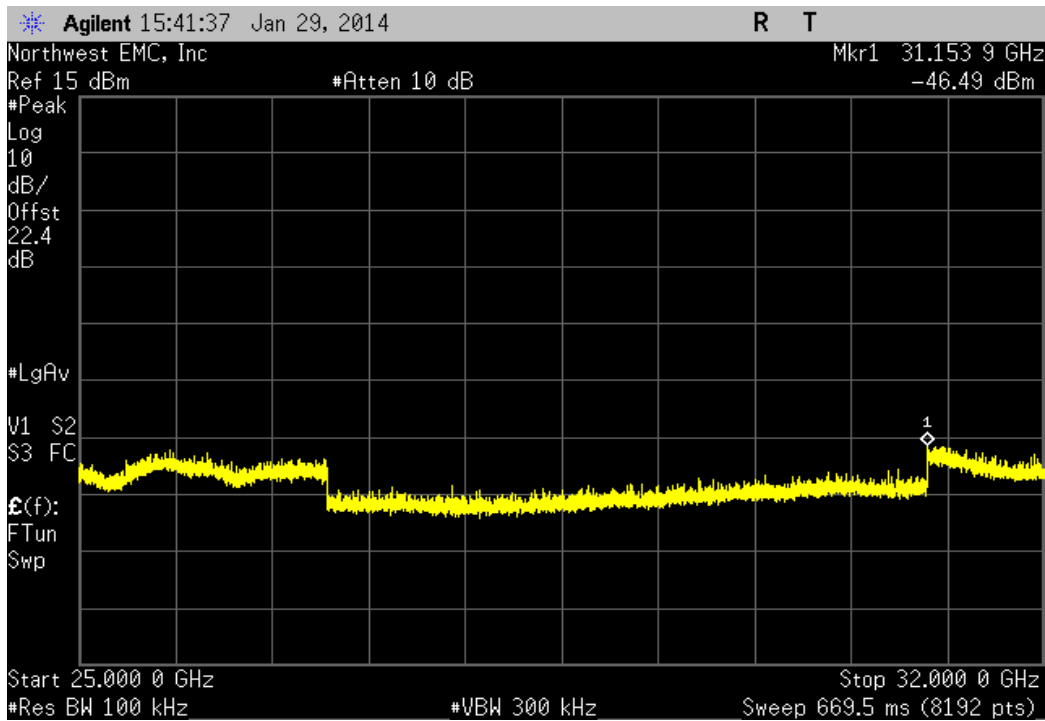
5725 MHz - 5850 MHz Band, 802.11(a) 54 Mbps, High Channel 165, 5825 MHz				
Frequency Range		Value	Limit	Result
30 MHz - 12.5 GHz		-51.01 dBc	≤ -20 dBc	Pass



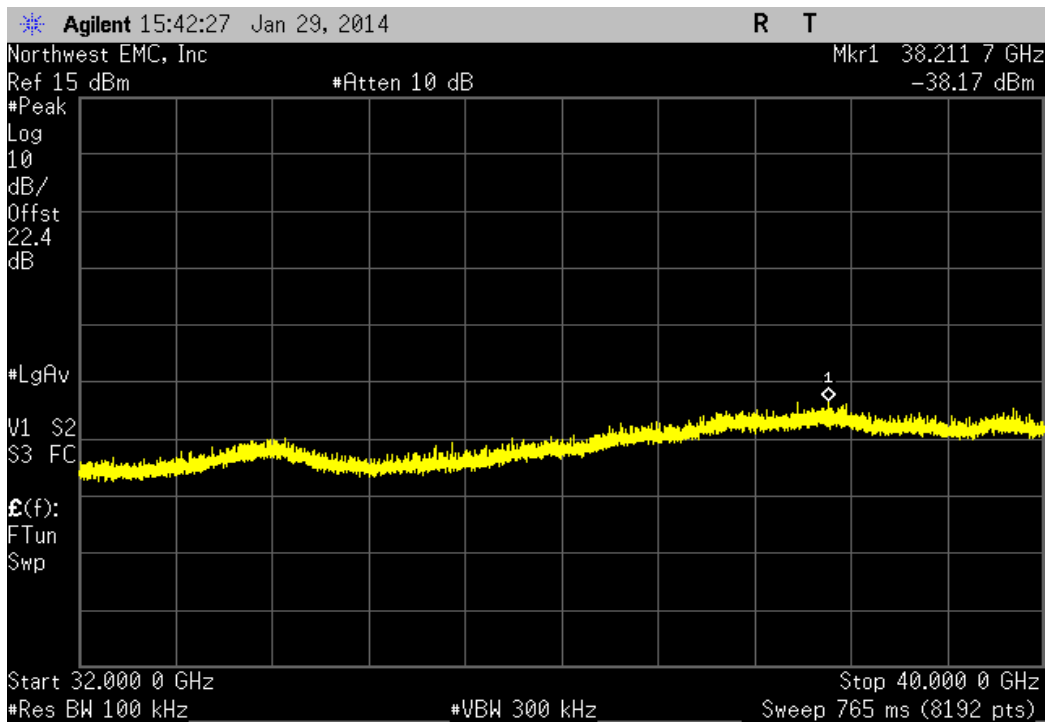
5725 MHz - 5850 MHz Band, 802.11(a) 54 Mbps, High Channel 165, 5825 MHz				
Frequency Range		Value	Limit	Result
12.5 GHz - 25 GHz		-53.65 dBc	≤ -20 dBc	Pass



5725 MHz - 5850 MHz Band, 802.11(a) 54 Mbps, High Channel 165, 5825 MHz				
Frequency Range		Value	Limit	Result
25 GHz - 32 GHz		-54.27 dBc	≤ -20 dBc	Pass



5725 MHz - 5850 MHz Band, 802.11(a) 54 Mbps, High Channel 165, 5825 MHz				
Frequency Range		Value	Limit	Result
32 GHz - 40 GHz		-45.96 dBc	≤ -20 dBc	Pass



BAND EDGE COMPLIANCE

Testing was performed using the mode(s) of operation and configuration(s) noted within the report. The individuals and/or the organization requesting the test provided the modes, configurations and settings used to complete the evaluation. The actual test parameters are specified in the test data, this includes items such as investigated frequency range (scanned) and test levels. The testing methods and performance specifications, as well as the test site used for the evaluation are indicated in the test data.

TEST EQUIPMENT

Description	Manufacturer	Model	ID	Last Cal.	Interval (mos)
Spectrum Analyzer	Agilent	E4446A	AAY	2/22/2013	24
OC13 Cables	Fairview Microwave	SCA1814-0101-120	OCZ	NCR	0
Attenuator, 20db, 'SMA'	Weinschel Corp	4H-20	AWB	6/7/2013	12
40GHz DC Block	Miteq	DCB4000	AMD	5/16/2013	12
Power Meter	Hewlett Packard	E4418A	SPA	4/11/2012	24
Power Sensor	Agilent	E4412A	SQE	4/11/2012	24
Signal Generator	Agilent	E8257D	TGU	2/1/2012	36

TEST DESCRIPTION

The spurious RF conducted emissions at the edges of the authorized bands were measured with the EUT set to low and high transmit frequencies in each available band. The channels closest to the band edges were selected. The measurement was made using a direct connection between the RF output of the EUT and the spectrum analyzer. The EUT was transmitting at the data rate(s) listed in the datasheet.

The spectrum was scanned below the lower band edge and above the higher band edge.



BAND EDGE COMPLIANCE

XMit 2013.08.15
PsaTx 2013.10.23

EUT: RAD7A/Radical 7 V2	Work Order: MASI0151
Serial Number: 1000000349	Date: 01/29/14
Customer: Masimo Corporation	Temperature: 24.3°C
Attendees: Mike Clark	Humidity: 41%
Project: None	Barometric Pres.: 1011
Tested by: Jaemi Suh	Power: Battery
	Job Site: OC13

TEST SPECIFICATIONS	Test Method
FCC 15.247:2014	ANSI C63.10:2009

COMMENTS
 TX Power set to 90.
 Radio=36235 Rev. A to p/n: 24514
 Radio chip=24412 Rev B to p/n: 24412

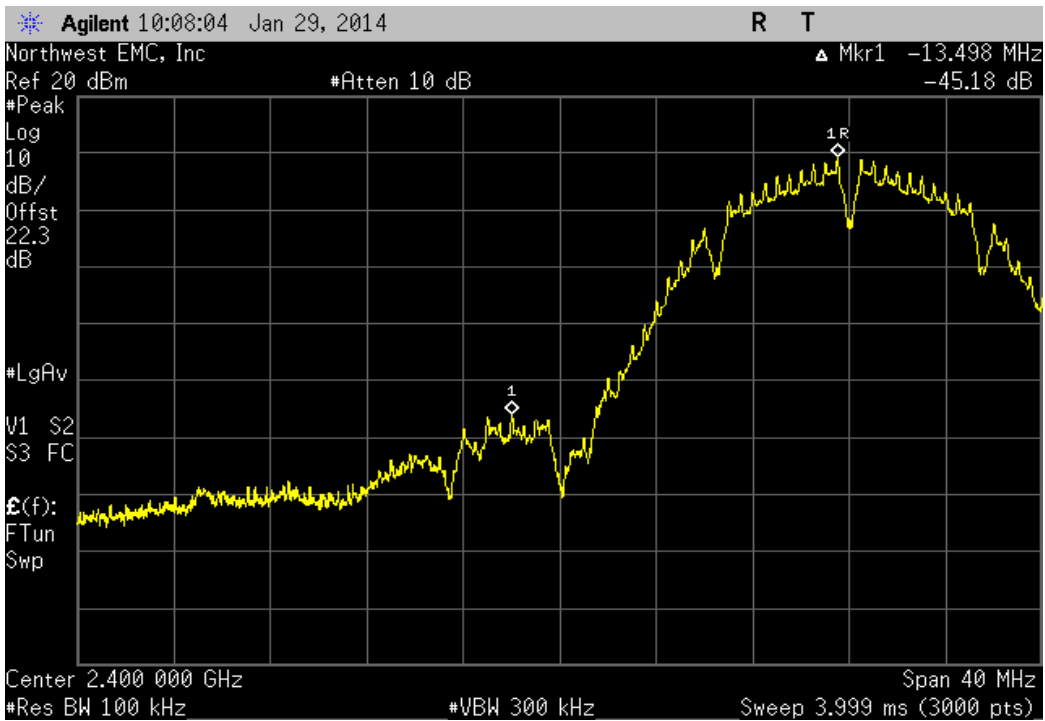
DEVIATIONS FROM TEST STANDARD
 None

Configuration #	1	Signature 
-----------------	---	---

	Value	Limit	Result
2400 MHz - 2483.5 MHz Band			
802.11(b) 1 Mbps			
Low Channel 1, 2412 MHz	-45.18 dBc	≤ -20 dBc	Pass
High Channel 11, 2462 MHz	-56.58 dBc	≤ -20 dBc	Pass
802.11(b) 11 Mbps			
Low Channel 1, 2412 MHz	-45.41 dBc	≤ -20 dBc	Pass
High Channel 11, 2462 MHz	-56.67 dBc	≤ -20 dBc	Pass
802.11(g) 6 Mbps			
Low Channel 1, 2412 MHz	-24.88 dBc	≤ -20 dBc	Pass
High Channel 11, 2462 MHz	-35.6 dBc	≤ -20 dBc	Pass
802.11(g) 36 Mbps			
Low Channel 1, 2412 MHz	-25.66 dBc	≤ -20 dBc	Pass
High Channel 11, 2462 MHz	-34.85 dBc	≤ -20 dBc	Pass
802.11(g) 54 Mbps			
Low Channel 1, 2412 MHz	-24.73 dBc	≤ -20 dBc	Pass
High Channel 11, 2462 MHz	-36.16 dBc	≤ -20 dBc	Pass
5725 MHz - 5850 MHz Band			
802.11(a) 6 Mbps			
Low Channel 149, 5745 MHz	-26.92 dBc	≤ -20 dBc	Pass
High Channel 165, 5825 MHz	-33.1 dBc	≤ -20 dBc	Pass
802.11(a) 36 Mbps			
Low Channel 149, 5745 MHz	-28.06 dBc	≤ -20 dBc	Pass
High Channel 165, 5825 MHz	-34.77 dBc	≤ -20 dBc	Pass
802.11(a) 54 Mbps			
Low Channel 149, 5745 MHz	-26.83 dBc	≤ -20 dBc	Pass
High Channel 165, 5825 MHz	-36.08 dBc	≤ -20 dBc	Pass

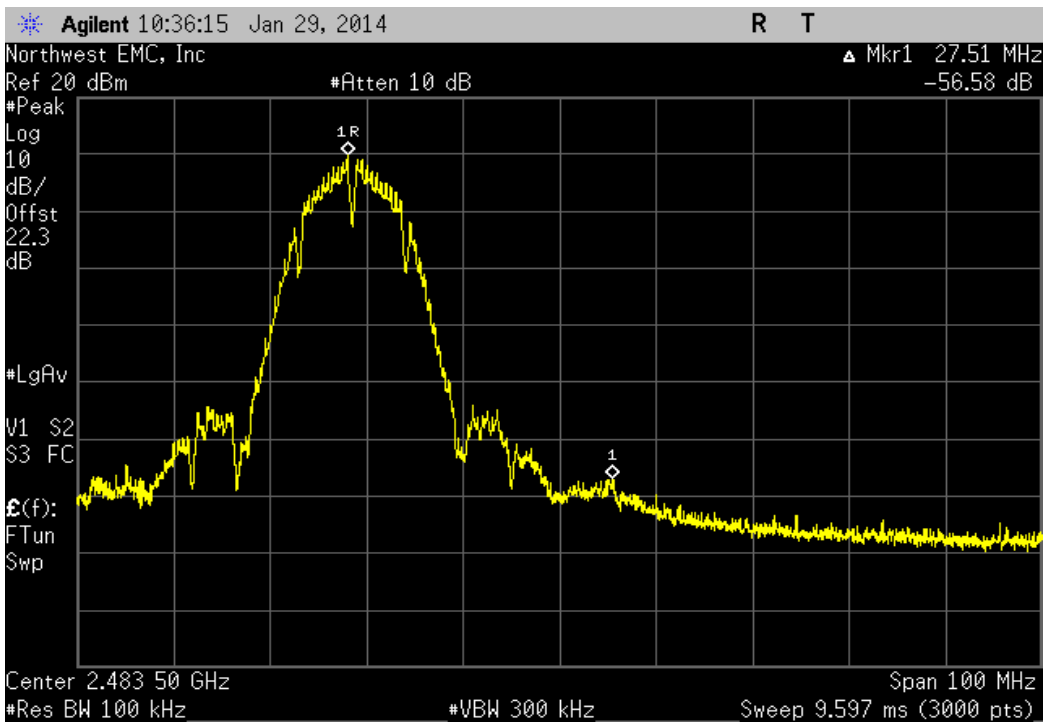
2400 MHz - 2483.5 MHz Band, 802.11(b) 1 Mbps, Low Channel 1, 2412 MHz

Value	Limit	Result
-45.18 dBc	≤ -20 dBc	Pass



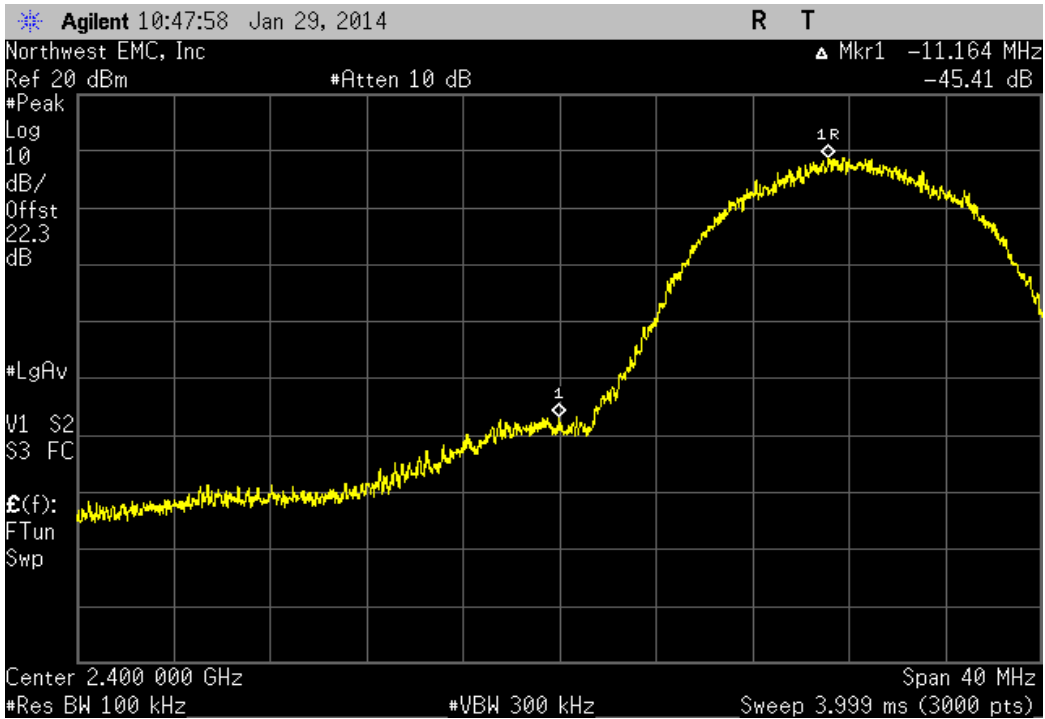
2400 MHz - 2483.5 MHz Band, 802.11(b) 1 Mbps, High Channel 11, 2462 MHz

Value	Limit	Result
-56.58 dBc	≤ -20 dBc	Pass



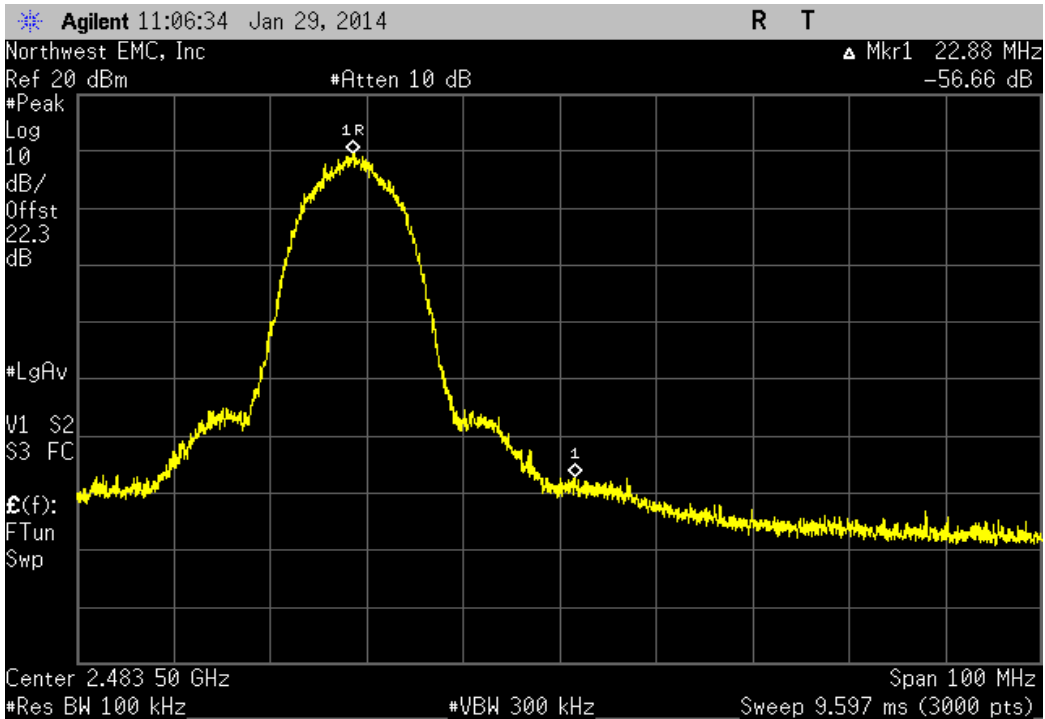
2400 MHz - 2483.5 MHz Band, 802.11(b) 11 Mbps, Low Channel 1, 2412 MHz

Value	Limit	Result
-45.41 dBc	≤ -20 dBc	Pass



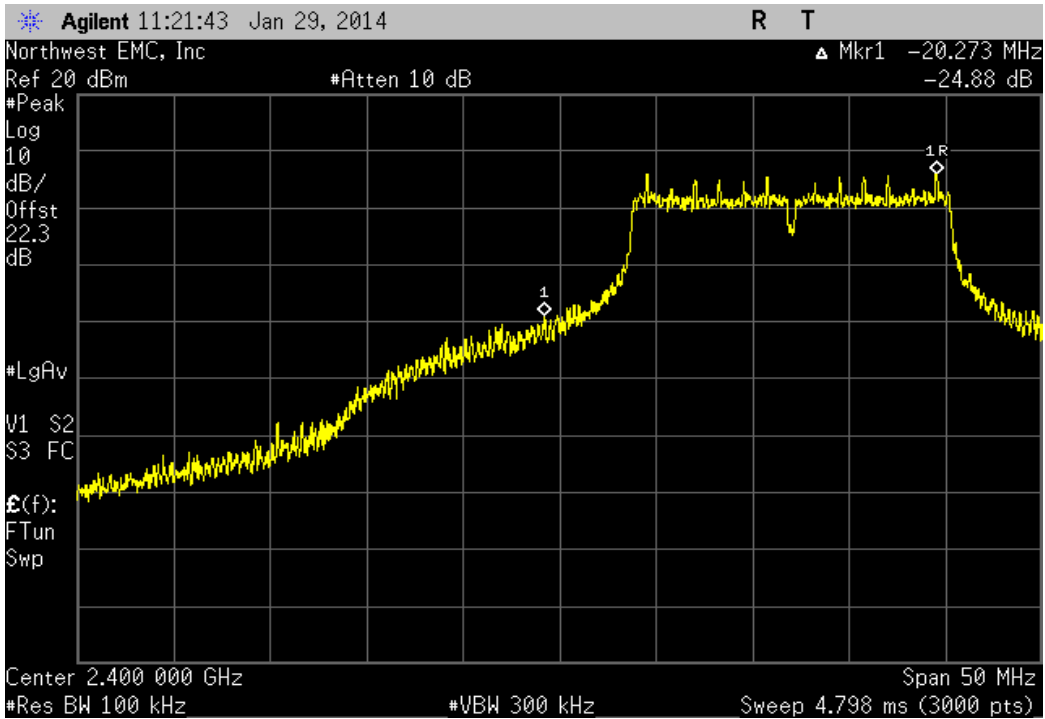
2400 MHz - 2483.5 MHz Band, 802.11(b) 11 Mbps, High Channel 11, 2462 MHz

Value	Limit	Result
-56.67 dBc	≤ -20 dBc	Pass



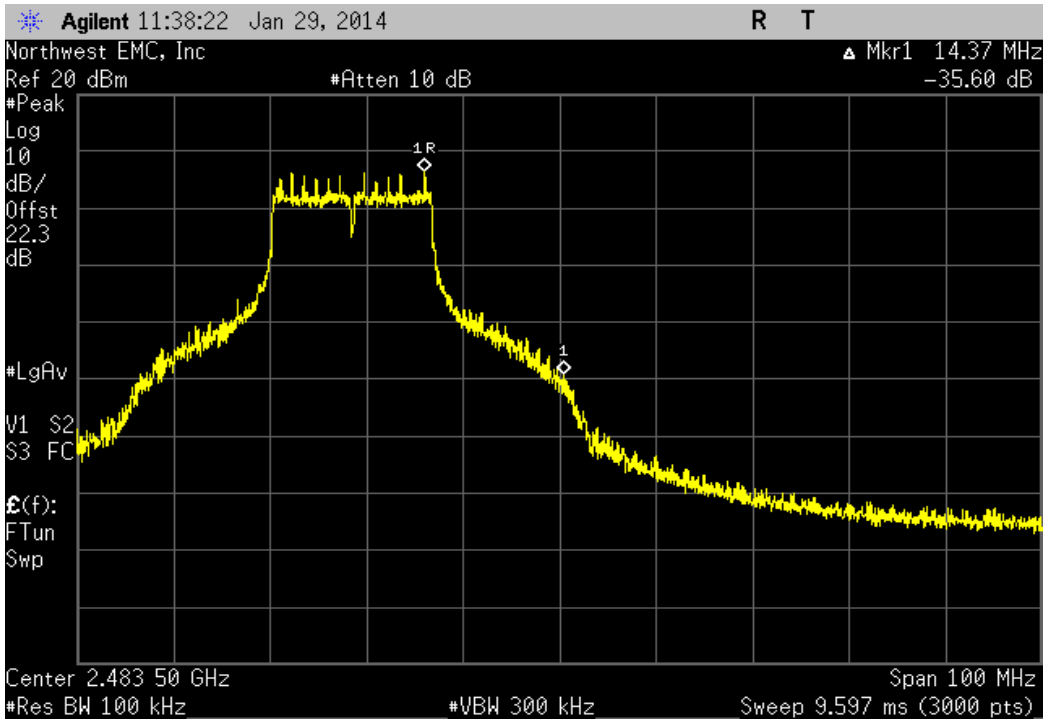
2400 MHz - 2483.5 MHz Band, 802.11(g) 6 Mbps, Low Channel 1, 2412 MHz

Value	Limit	Result
-24.88 dBc	≤ -20 dBc	Pass



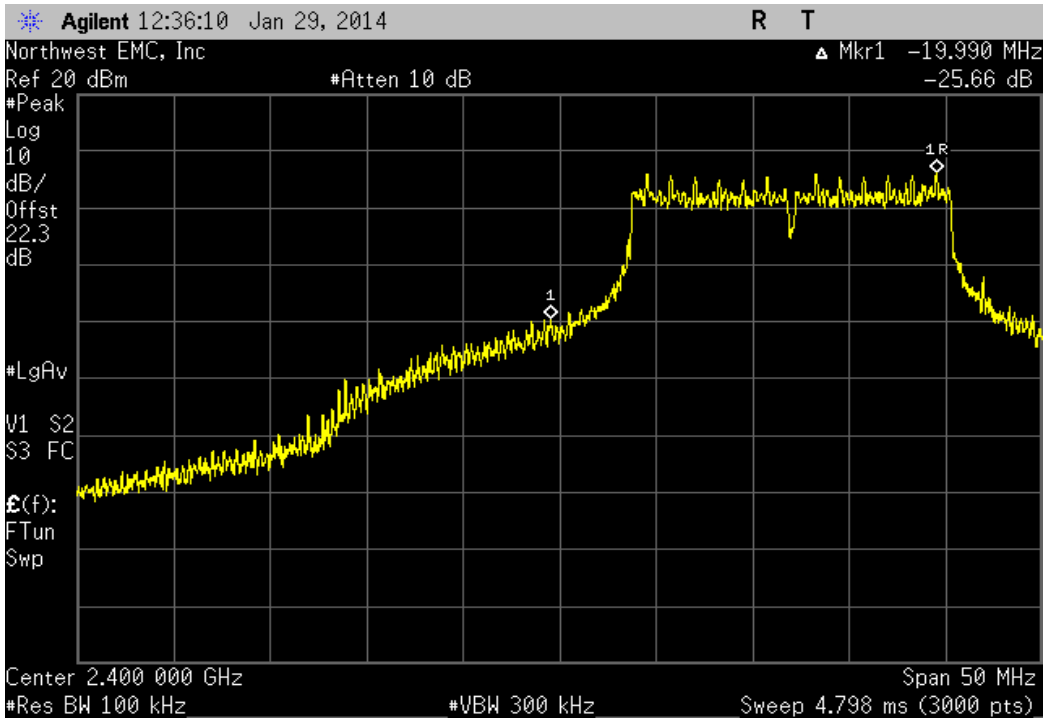
2400 MHz - 2483.5 MHz Band, 802.11(g) 6 Mbps, High Channel 11, 2462 MHz

Value	Limit	Result
-35.6 dBc	≤ -20 dBc	Pass



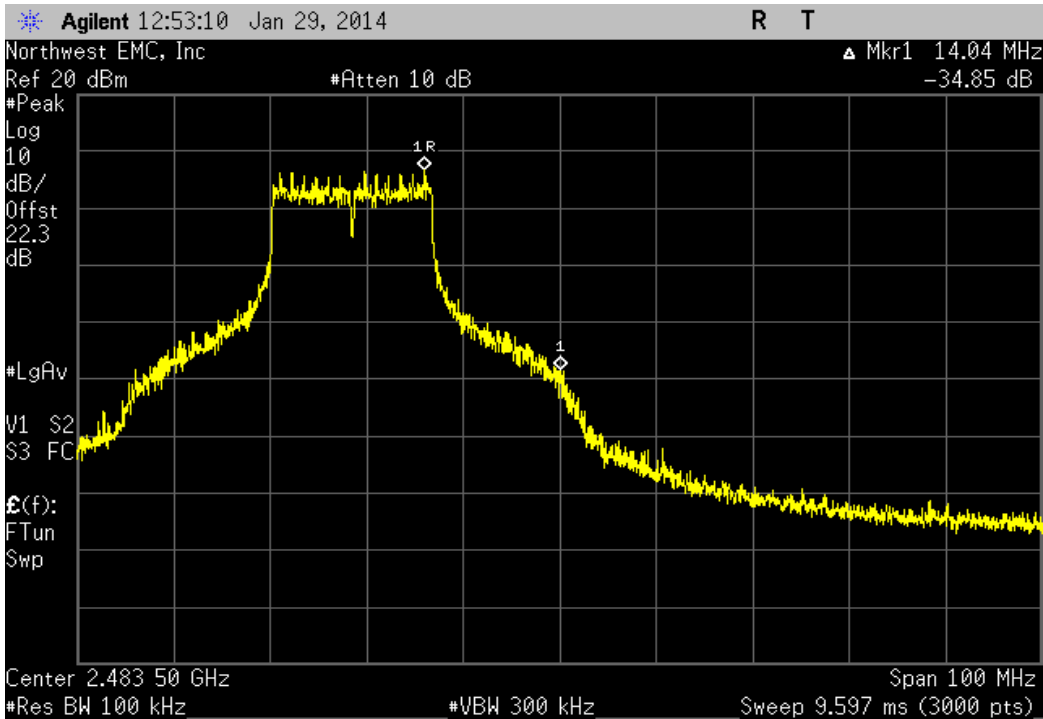
2400 MHz - 2483.5 MHz Band, 802.11(g) 36 Mbps, Low Channel 1, 2412 MHz

Value	Limit	Result
-25.66 dBc	≤ -20 dBc	Pass



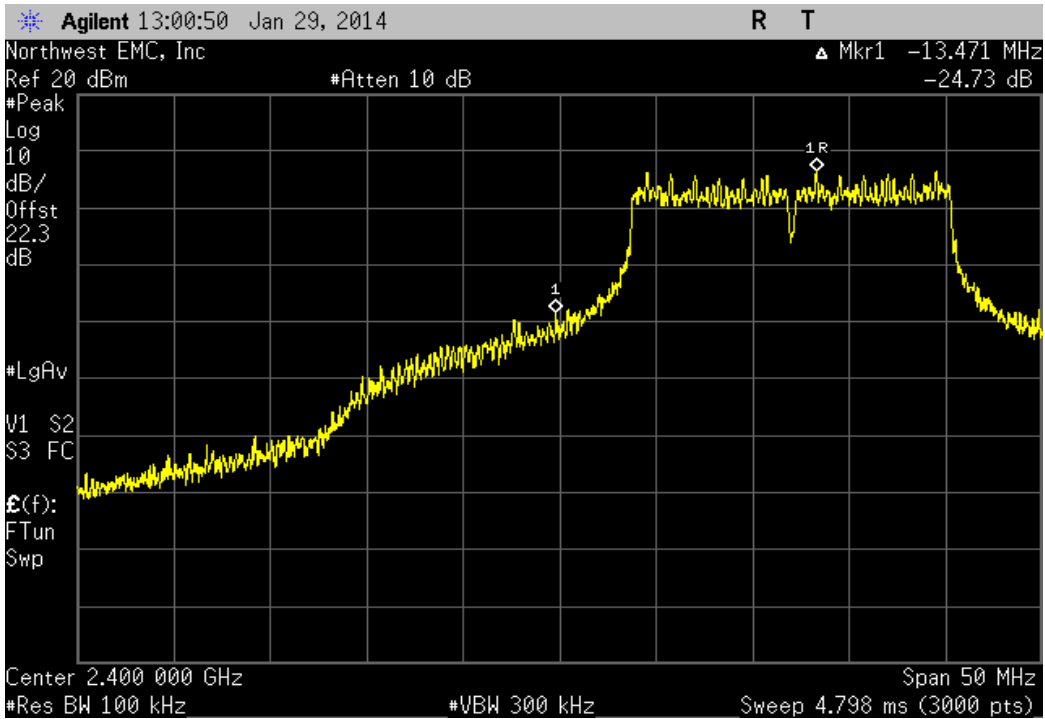
2400 MHz - 2483.5 MHz Band, 802.11(g) 36 Mbps, High Channel 11, 2462 MHz

Value	Limit	Result
-34.85 dBc	≤ -20 dBc	Pass



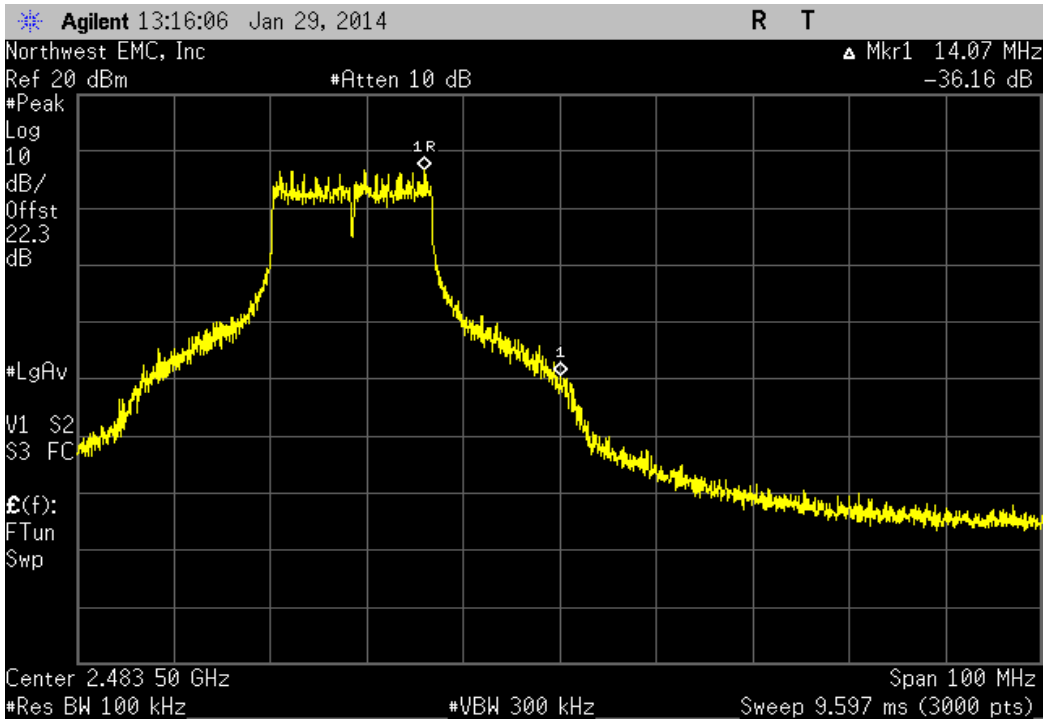
2400 MHz - 2483.5 MHz Band, 802.11(g) 54 Mbps, Low Channel 1, 2412 MHz

Value	Limit	Result
-24.73 dBc	≤ -20 dBc	Pass



2400 MHz - 2483.5 MHz Band, 802.11(g) 54 Mbps, High Channel 11, 2462 MHz

Value	Limit	Result
-36.16 dBc	≤ -20 dBc	Pass



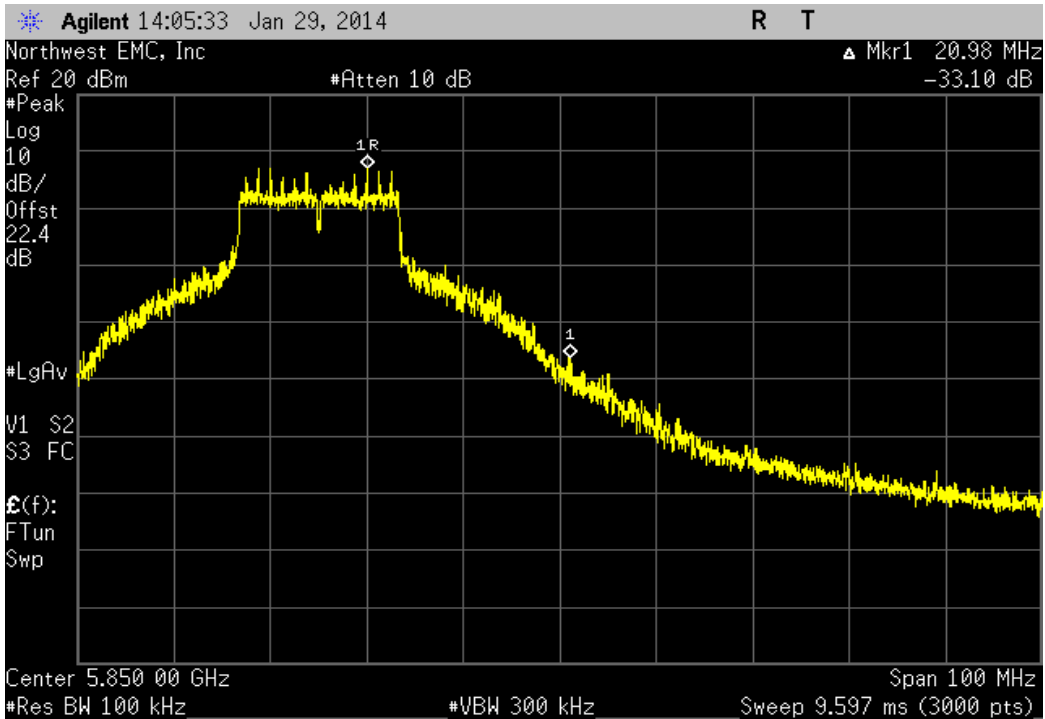
5725 MHz - 5850 MHz Band, 802.11(a) 6 Mbps, Low Channel 149, 5745 MHz

Value	Limit	Result
-26.92 dBc	≤ -20 dBc	Pass



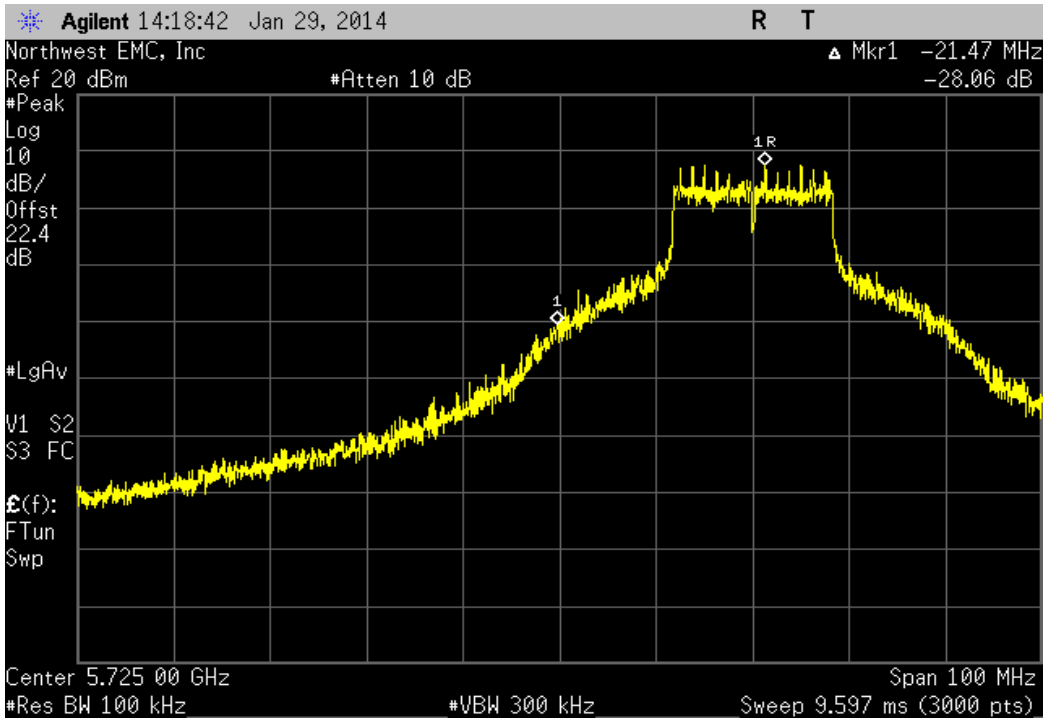
5725 MHz - 5850 MHz Band, 802.11(a) 6 Mbps, High Channel 165, 5825 MHz

Value	Limit	Result
-33.1 dBc	≤ -20 dBc	Pass



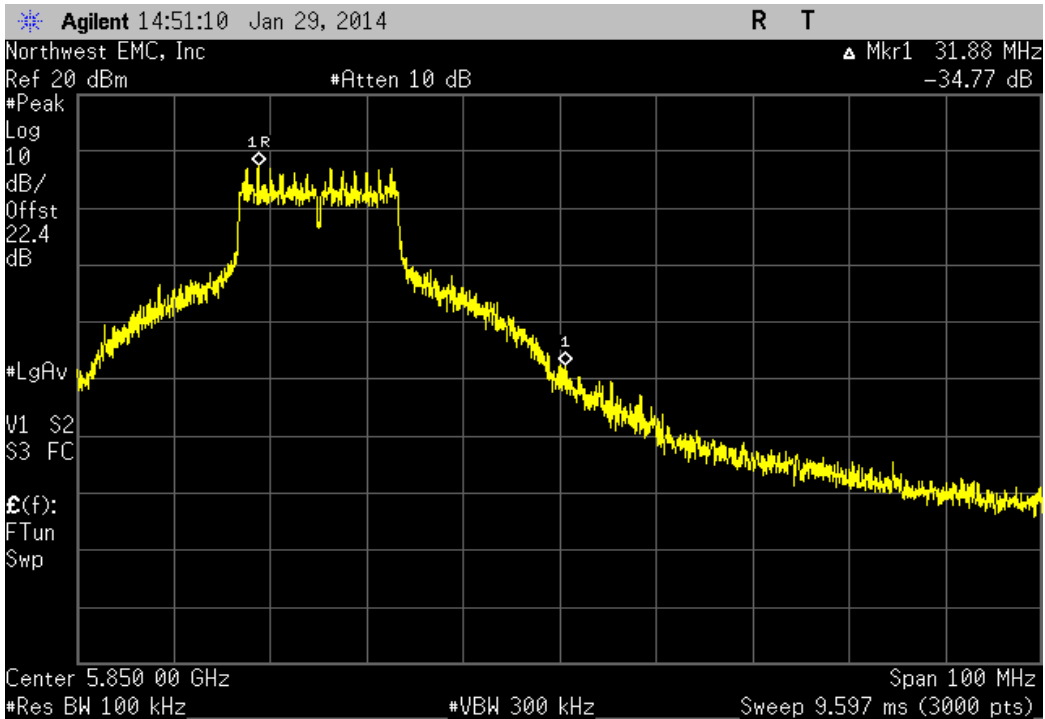
5725 MHz - 5850 MHz Band, 802.11(a) 36 Mbps, Low Channel 149, 5745 MHz

Value	Limit	Result
-28.06 dBc	≤ -20 dBc	Pass



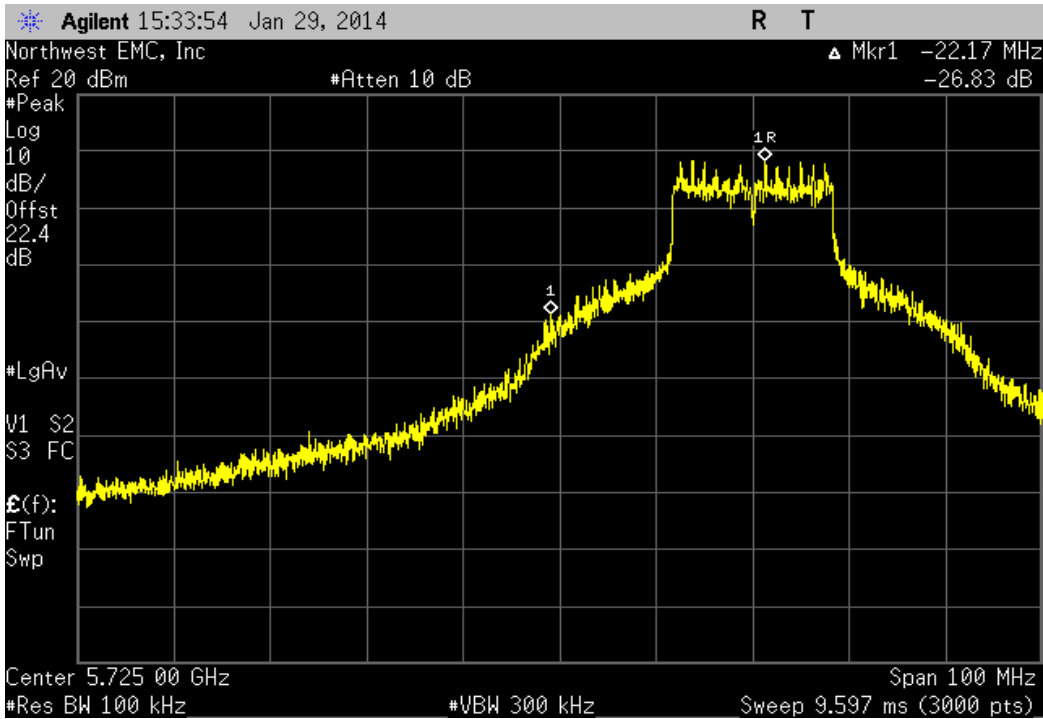
5725 MHz - 5850 MHz Band, 802.11(a) 36 Mbps, High Channel 165, 5825 MHz

Value	Limit	Result
-34.77 dBc	≤ -20 dBc	Pass



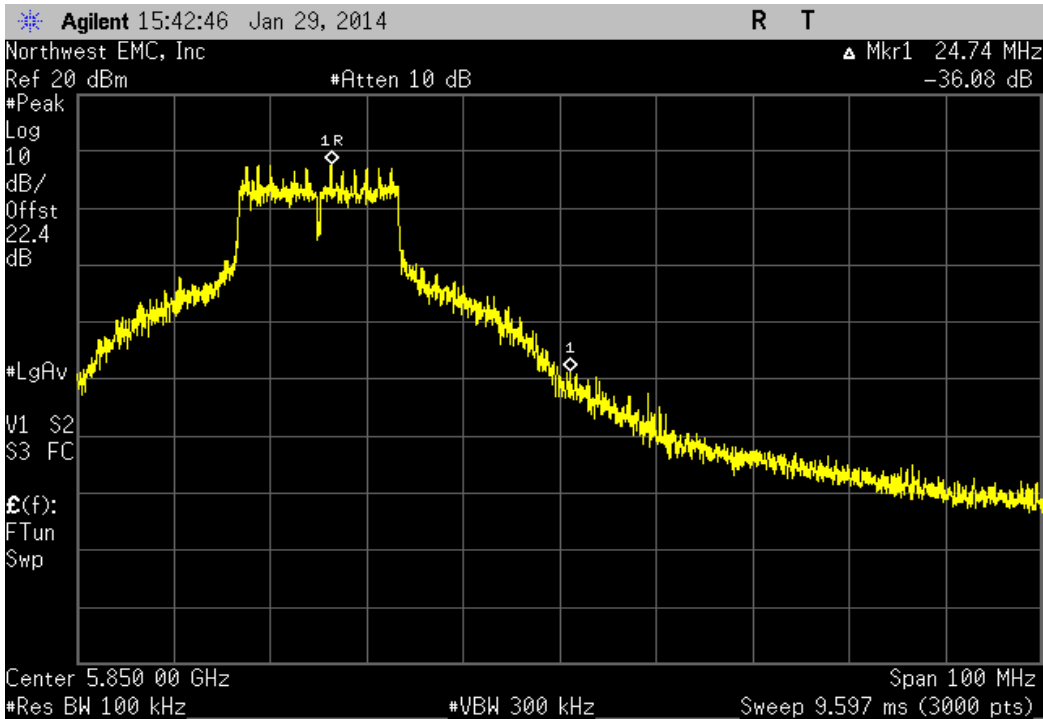
5725 MHz - 5850 MHz Band, 802.11(a) 54 Mbps, Low Channel 149, 5745 MHz

Value	Limit	Result
-26.83 dBc	≤ -20 dBc	Pass



5725 MHz - 5850 MHz Band, 802.11(a) 54 Mbps, High Channel 165, 5825 MHz

Value	Limit	Result
-36.08 dBc	≤ -20 dBc	Pass



OCCUPIED BANDWIDTH

Testing was performed using the mode(s) of operation and configuration(s) noted within the report. The individuals and/or the organization requesting the test provided the modes, configurations and settings used to complete the evaluation. The actual test parameters are specified in the test data, this includes items such as investigated frequency range (scanned) and test levels. The testing methods and performance specifications, as well as the test site used for the evaluation are indicated in the test data.

TEST EQUIPMENT

Description	Manufacturer	Model	ID	Last Cal.	Interval (mos)
Spectrum Analyzer	Agilent	E4446A	AAV	2/22/2013	24
OC13 Cables	Fairview Microwave	SCA1814-0101-120	OCZ	NCR	0
Attenuator, 20db, 'SMA'	Weinschel Corp	4H-20	AWB	6/7/2013	12
40GHz DC Block	Miteq	DCB4000	AMD	5/16/2013	12
Power Meter	Hewlett Packard	E4418A	SPA	4/11/2012	24
Power Sensor	Agilent	E4412A	SQE	4/11/2012	24
Signal Generator	Agilent	E8257D	TGU	2/1/2012	36

TEST DESCRIPTION

The 6dB occupied bandwidth was measured using 100 kHz resolution bandwidth and 300 kHz video bandwidth. The 99.9% (approximate 26 dB) emission bandwidth (EBW) was also measured at the same time.

The EUT was set to low, medium and high transmit frequencies. The measurement was made using a direct connection between the RF output of the EUT and the spectrum analyzer. The EUT was transmitting at the data rate(s) listed in the datasheet.



OCCUPIED BANDWIDTH

XMit 2013.08.15
PsaTx 2013.10.23

EUT: RAD7A/Radical 7 V2		Work Order: MASI0151
Serial Number: 1000000349		Date: 01/29/14
Customer: Masimo Corporation		Temperature: 24.3°C
Attendees: Mike Clark		Humidity: 41%
Project: None		Barometric Pres.: 1011
Tested by: Jaemi Suh	Power: Battery	Job Site: OC13

TEST SPECIFICATIONS	Test Method
FCC 15.247:2014	ANSI C63.10:2009

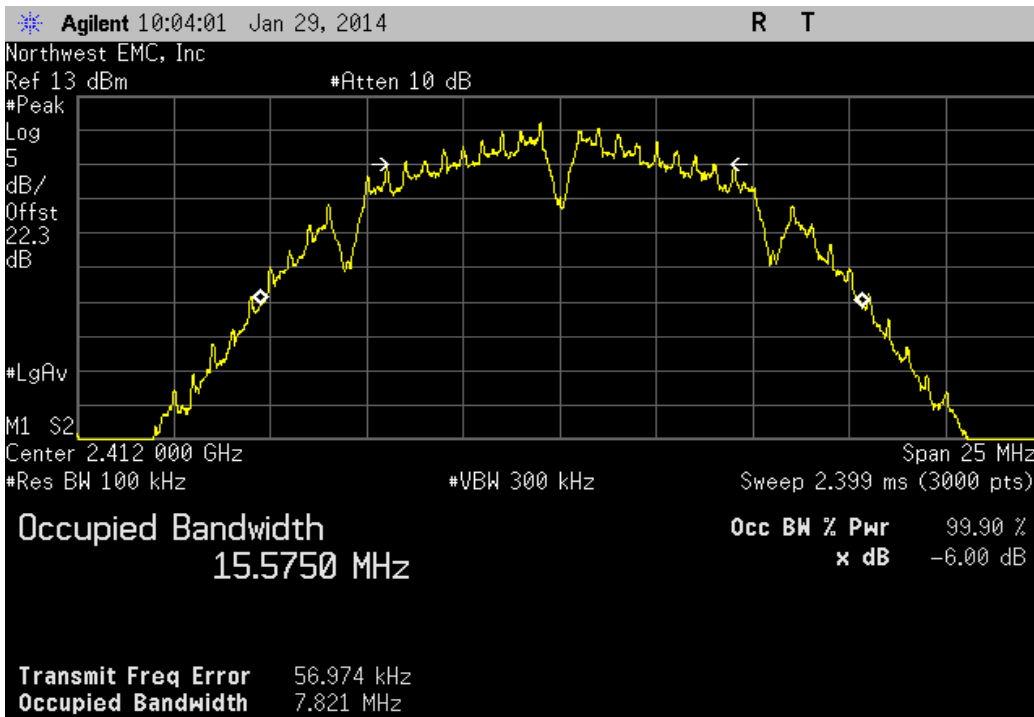
COMMENTS
 TX Power set to 90.
 Radio=36235 Rev. A to p/n: 24514
 Radio chip=24412 Rev B to p/n: 24412
DEVIATIONS FROM TEST STANDARD
 None

Configuration #	1	Signature 
-----------------	---	---

	Value	Limit	Result
2400 MHz - 2483.5 MHz Band			
802.11(b) 1 Mbps			
Low Channel 1, 2412 MHz	7.821 MHz	> 500 kHz	Pass
Mid Channel 6, 2437 MHz	7.616 MHz	> 500 kHz	Pass
High Channel 11, 2462 MHz	7.56 MHz	> 500 kHz	Pass
802.11(b) 11 Mbps			
Low Channel 1, 2412 MHz	7.521 MHz	> 500 kHz	Pass
Mid Channel 6, 2437 MHz	7.863 MHz	> 500 kHz	Pass
High Channel 11, 2462 MHz	7.177 MHz	> 500 kHz	Pass
802.11(g) 6 Mbps			
Low Channel 1, 2412 MHz	16.381 MHz	> 500 kHz	Pass
Mid Channel 6, 2437 MHz	16.406 MHz	> 500 kHz	Pass
High Channel 11, 2462 MHz	16.396 MHz	> 500 kHz	Pass
802.11(g) 36 Mbps			
Low Channel 1, 2412 MHz	16.45 MHz	> 500 kHz	Pass
Mid Channel 6, 2437 MHz	16.459 MHz	> 500 kHz	Pass
High Channel 11, 2462 MHz	16.487 MHz	> 500 kHz	Pass
802.11(g) 54 Mbps			
Low Channel 1, 2412 MHz	16.478 MHz	> 500 kHz	Pass
Mid Channel 6, 2437 MHz	16.475 MHz	> 500 kHz	Pass
High Channel 11, 2462 MHz	16.45 MHz	> 500 kHz	Pass
5725 MHz - 5850 MHz Band			
802.11(a) 6 Mbps			
Low Channel 149, 5745 MHz	16.366 MHz	> 500 kHz	Pass
Mid Channel 157, 5785 MHz	16.175 MHz	> 500 kHz	Pass
High Channel 165, 5825 MHz	16.445 MHz	> 500 kHz	Pass
802.11(a) 36 Mbps			
Low Channel 149, 5745 MHz	16.352 MHz	> 500 kHz	Pass
Mid Channel 157, 5785 MHz	16.276 MHz	> 500 kHz	Pass
High Channel 165, 5825 MHz	16.334 MHz	> 500 kHz	Pass
802.11(a) 54 Mbps			
Low Channel 149, 5745 MHz	16.283 MHz	> 500 kHz	Pass
Mid Channel 157, 5785 MHz	16.444 MHz	> 500 kHz	Pass
High Channel 165, 5825 MHz	16.361 MHz	> 500 kHz	Pass

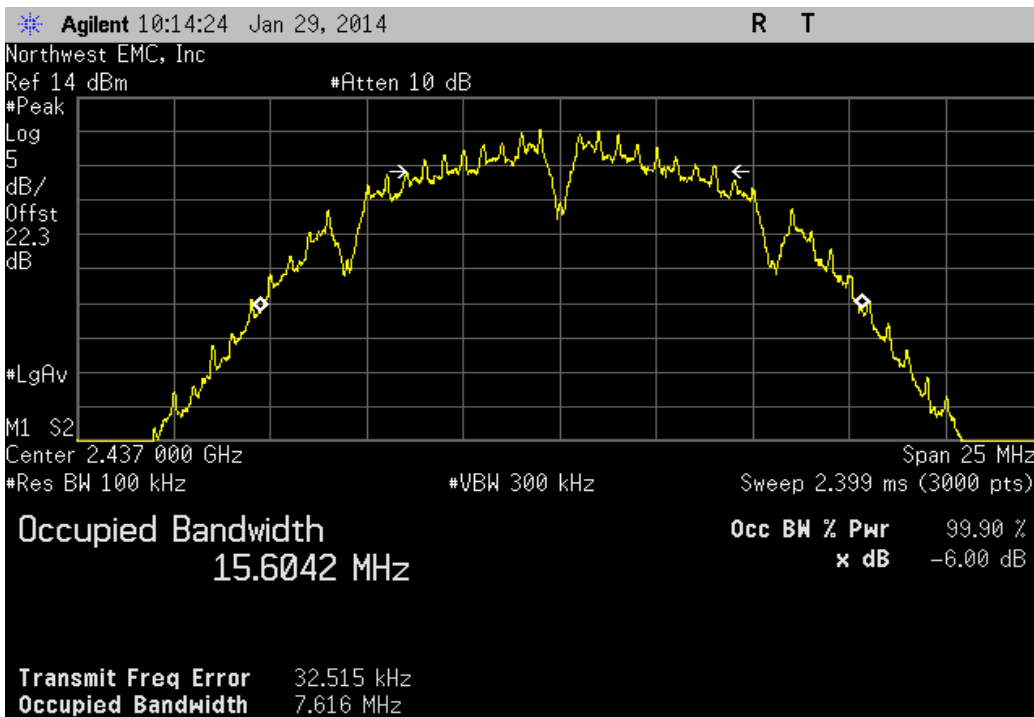
2400 MHz - 2483.5 MHz Band, 802.11(b) 1 Mbps, Low Channel 1, 2412 MHz

Value	Limit	Result
7.821 MHz	> 500 kHz	Pass



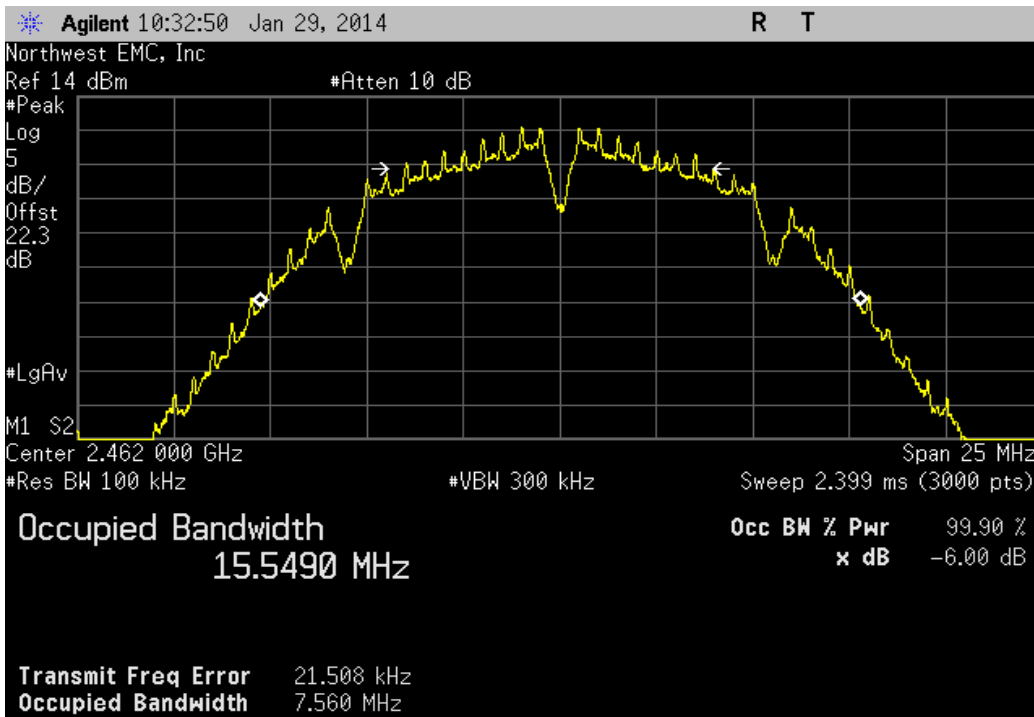
2400 MHz - 2483.5 MHz Band, 802.11(b) 1 Mbps, Mid Channel 6, 2437 MHz

Value	Limit	Result
7.616 MHz	> 500 kHz	Pass



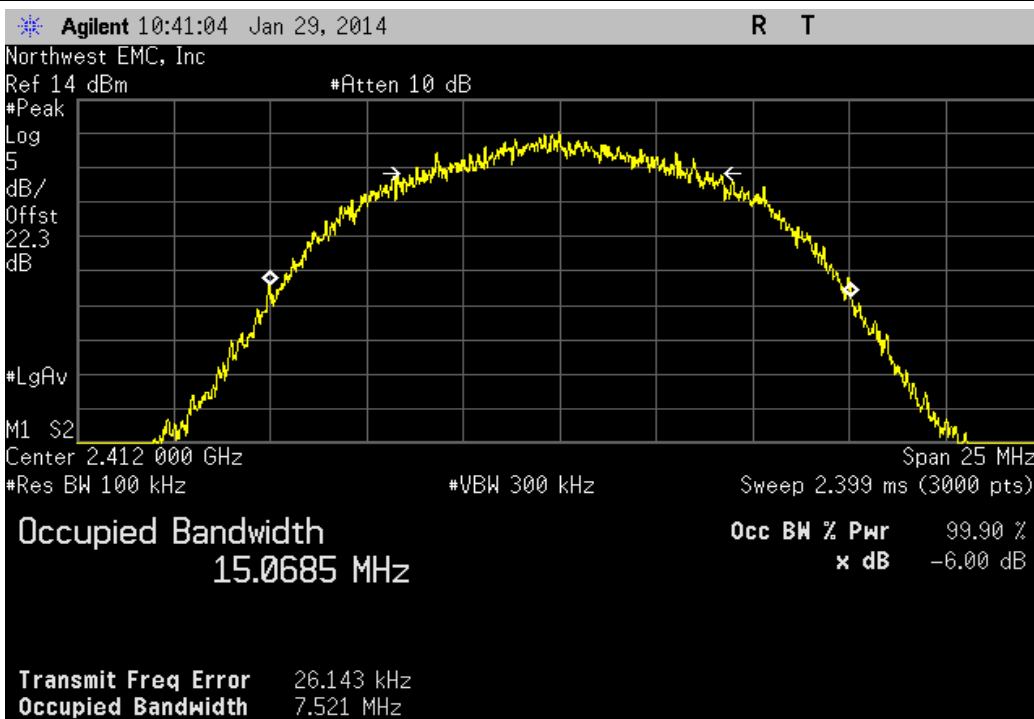
2400 MHz - 2483.5 MHz Band, 802.11(b) 1 Mbps, High Channel 11, 2462 MHz

	Value	Limit	Result
	7.56 MHz	> 500 kHz	Pass



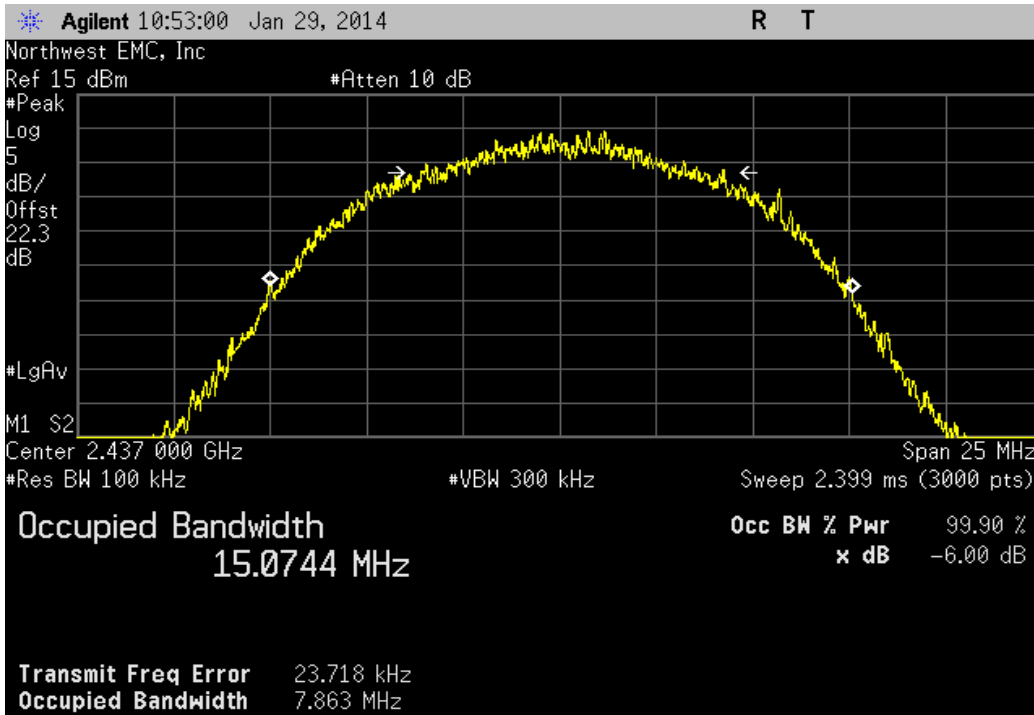
2400 MHz - 2483.5 MHz Band, 802.11(b) 11 Mbps, Low Channel 1, 2412 MHz

	Value	Limit	Result
	7.521 MHz	> 500 kHz	Pass



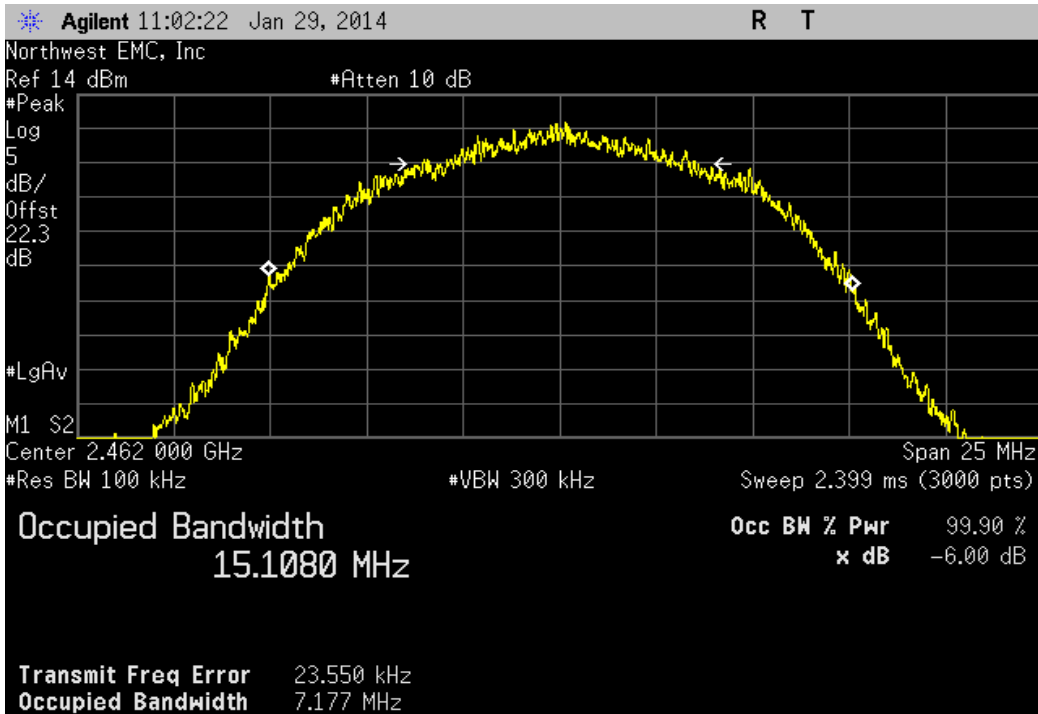
2400 MHz - 2483.5 MHz Band, 802.11(b) 11 Mbps, Mid Channel 6, 2437 MHz

Value	Limit	Result
7.863 MHz	> 500 kHz	Pass

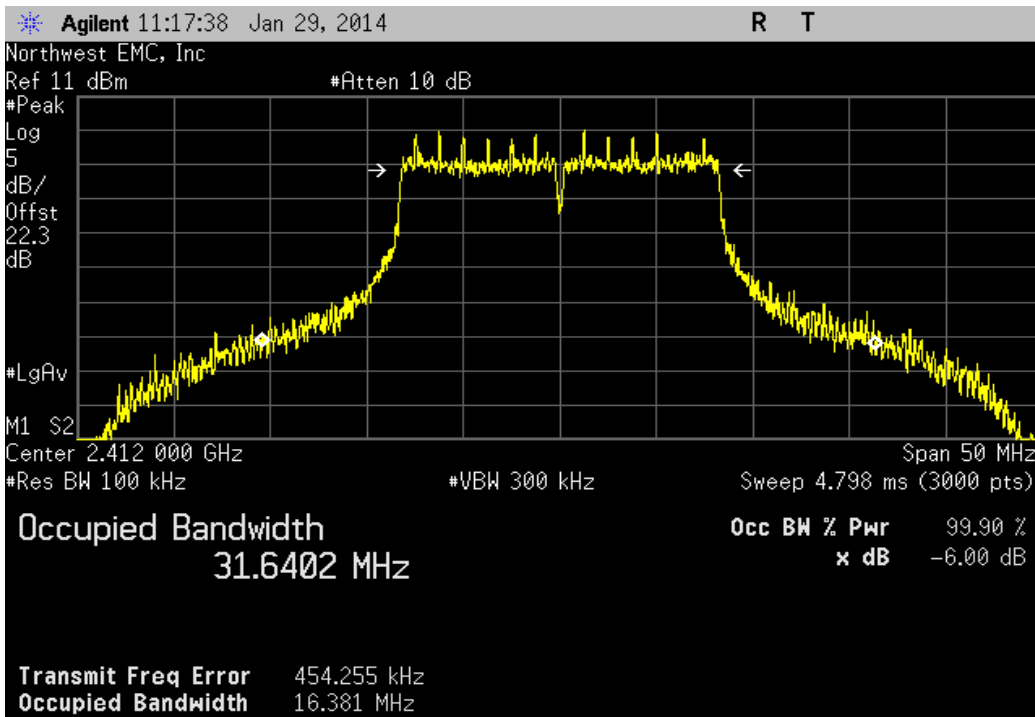


2400 MHz - 2483.5 MHz Band, 802.11(b) 11 Mbps, High Channel 11, 2462 MHz

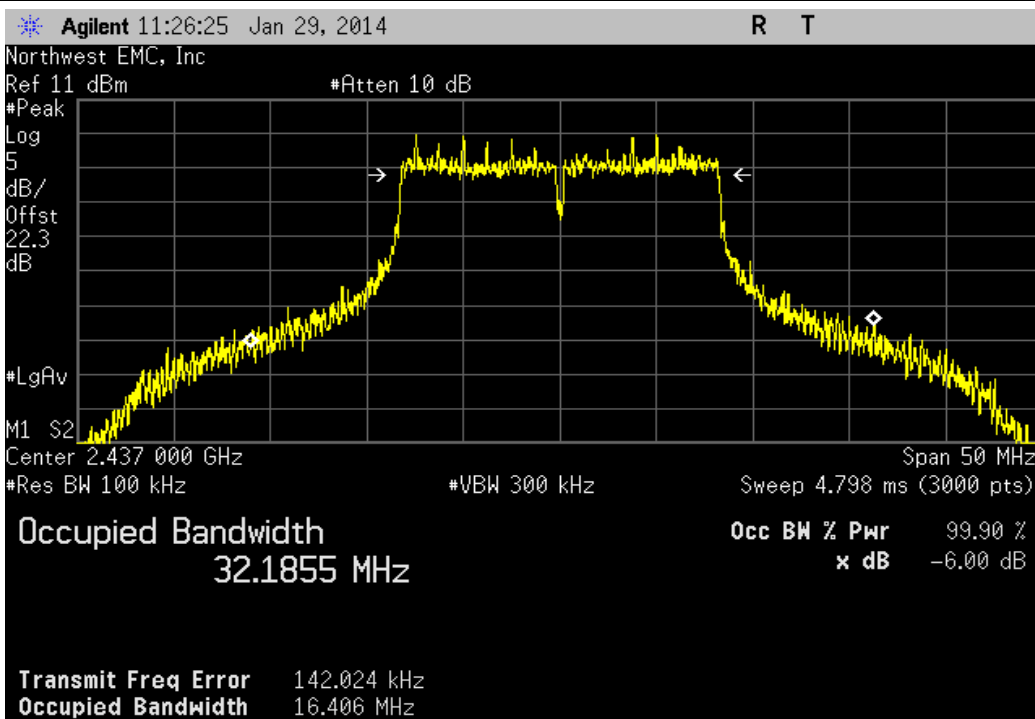
Value	Limit	Result
7.177 MHz	> 500 kHz	Pass



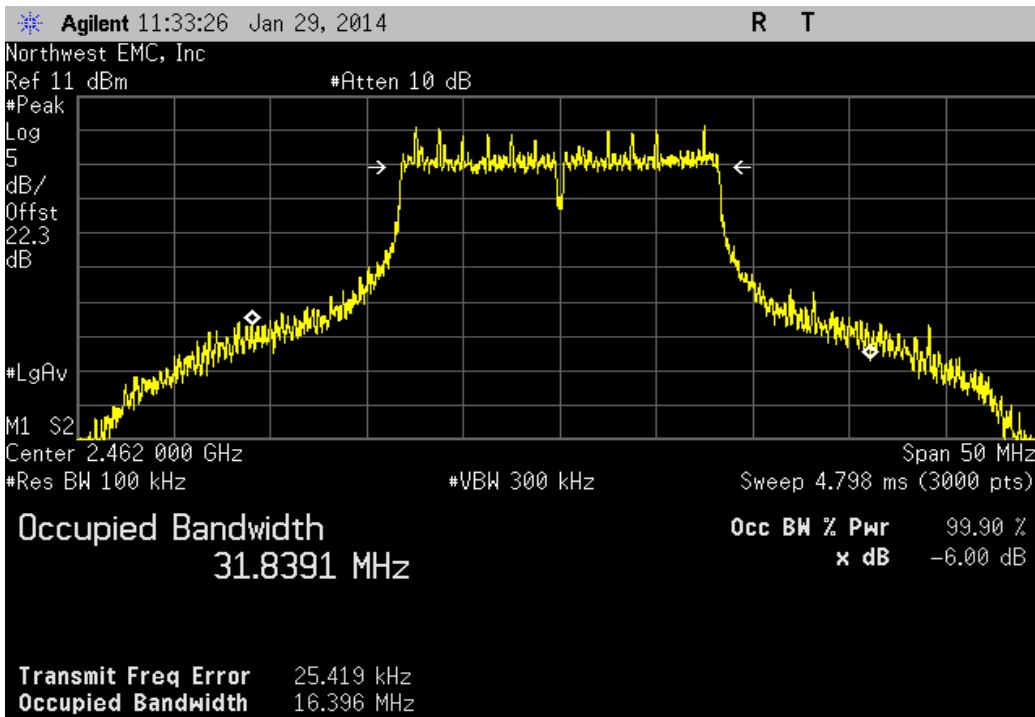
2400 MHz - 2483.5 MHz Band, 802.11(g) 6 Mbps, Low Channel 1, 2412 MHz			
	Value	Limit	Result
	16.381 MHz	> 500 kHz	Pass



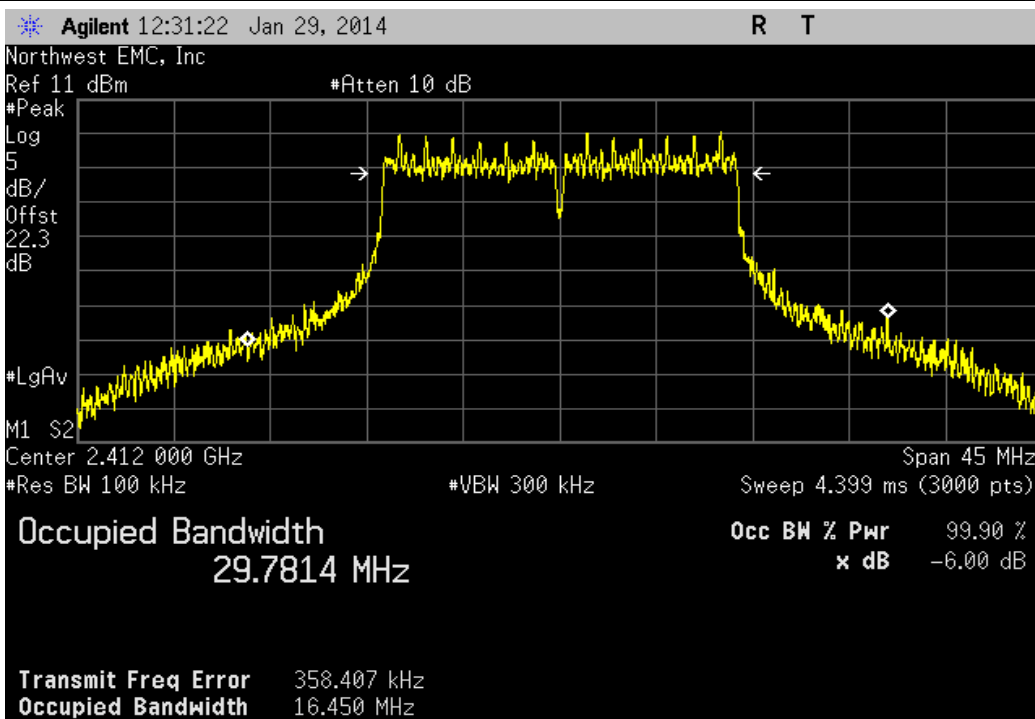
2400 MHz - 2483.5 MHz Band, 802.11(g) 6 Mbps, Mid Channel 6, 2437 MHz			
	Value	Limit	Result
	16.406 MHz	> 500 kHz	Pass



2400 MHz - 2483.5 MHz Band, 802.11(g) 6 Mbps, High Channel 11, 2462 MHz			
	Value	Limit	Result
	16.396 MHz	> 500 kHz	Pass

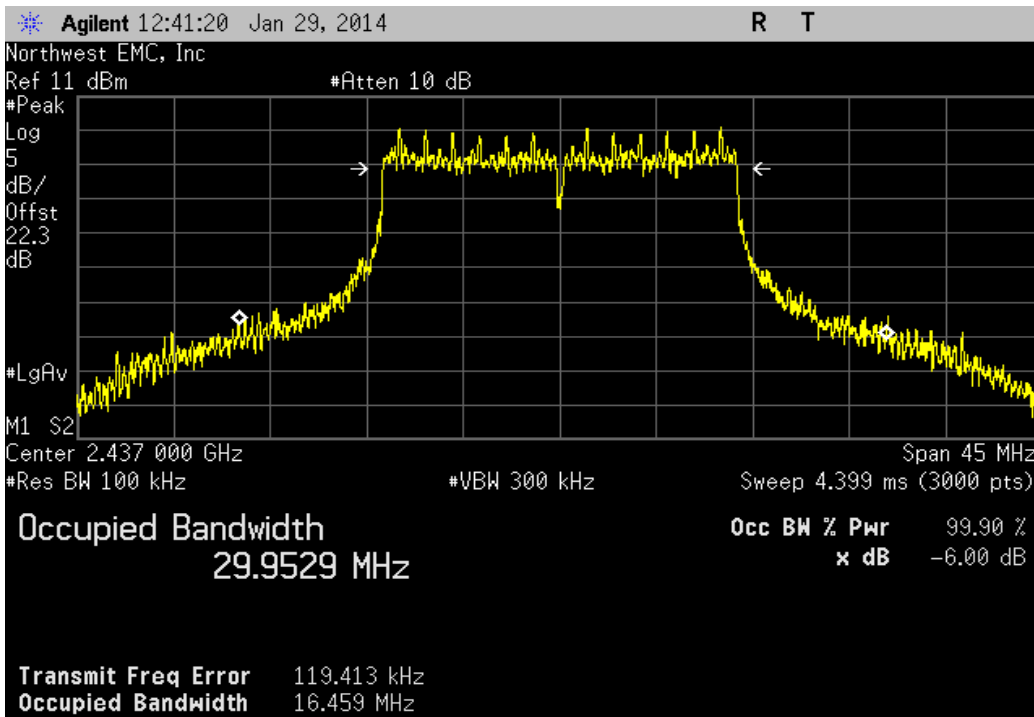


2400 MHz - 2483.5 MHz Band, 802.11(g) 36 Mbps, Low Channel 1, 2412 MHz			
	Value	Limit	Result
	16.45 MHz	> 500 kHz	Pass



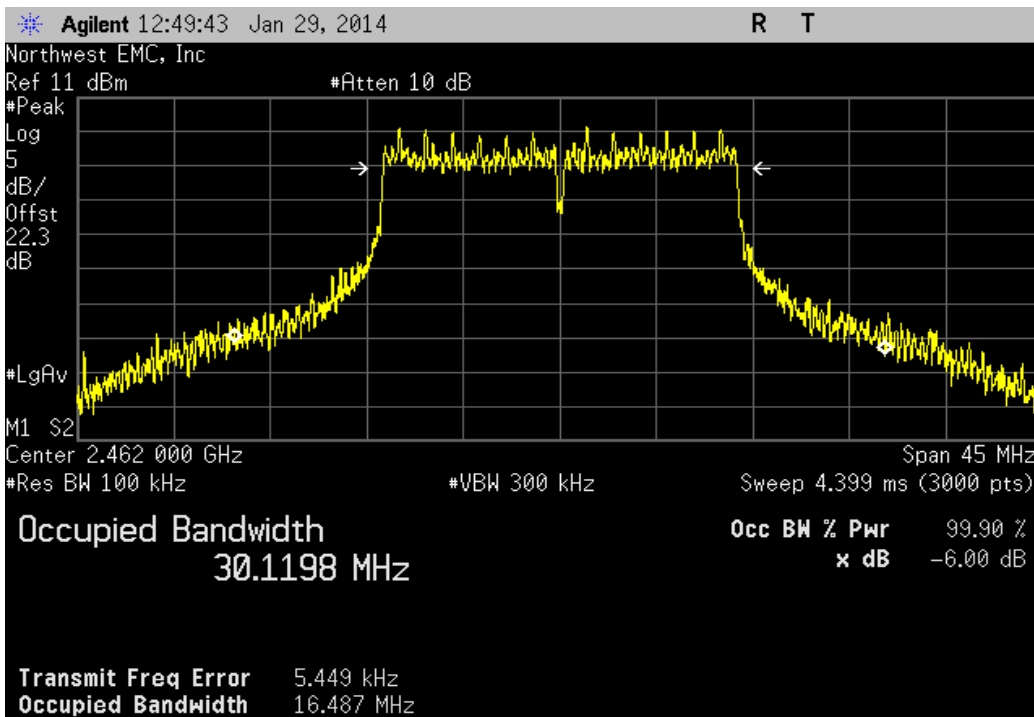
2400 MHz - 2483.5 MHz Band, 802.11(g) 36 Mbps, Mid Channel 6, 2437 MHz

Value	Limit	Result
16.459 MHz	> 500 kHz	Pass

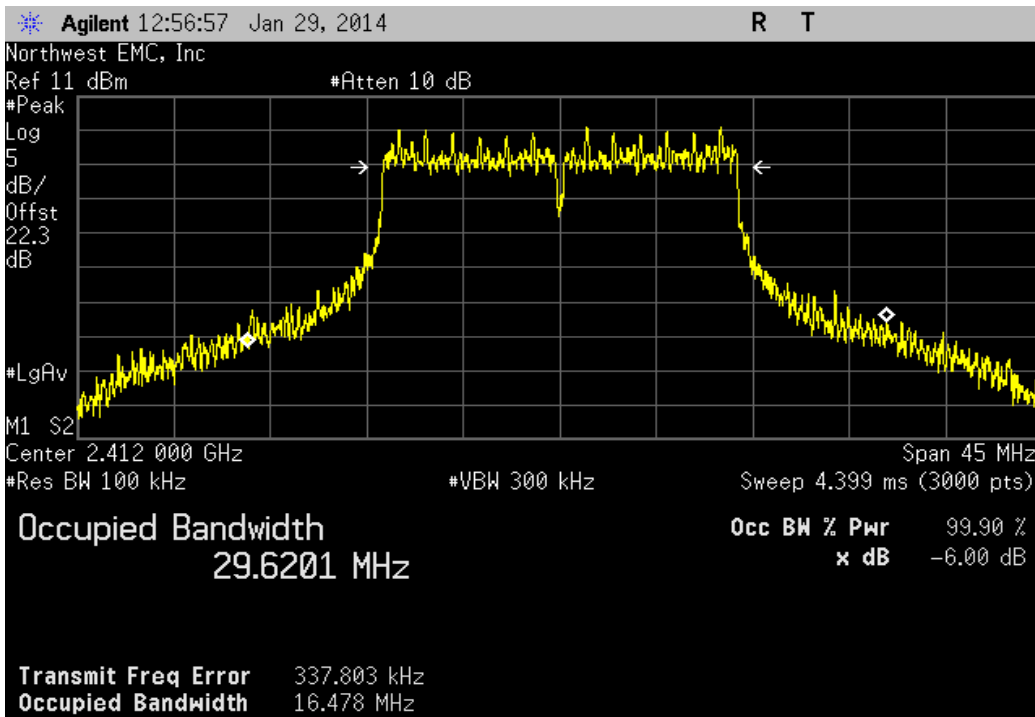


2400 MHz - 2483.5 MHz Band, 802.11(g) 36 Mbps, High Channel 11, 2462 MHz

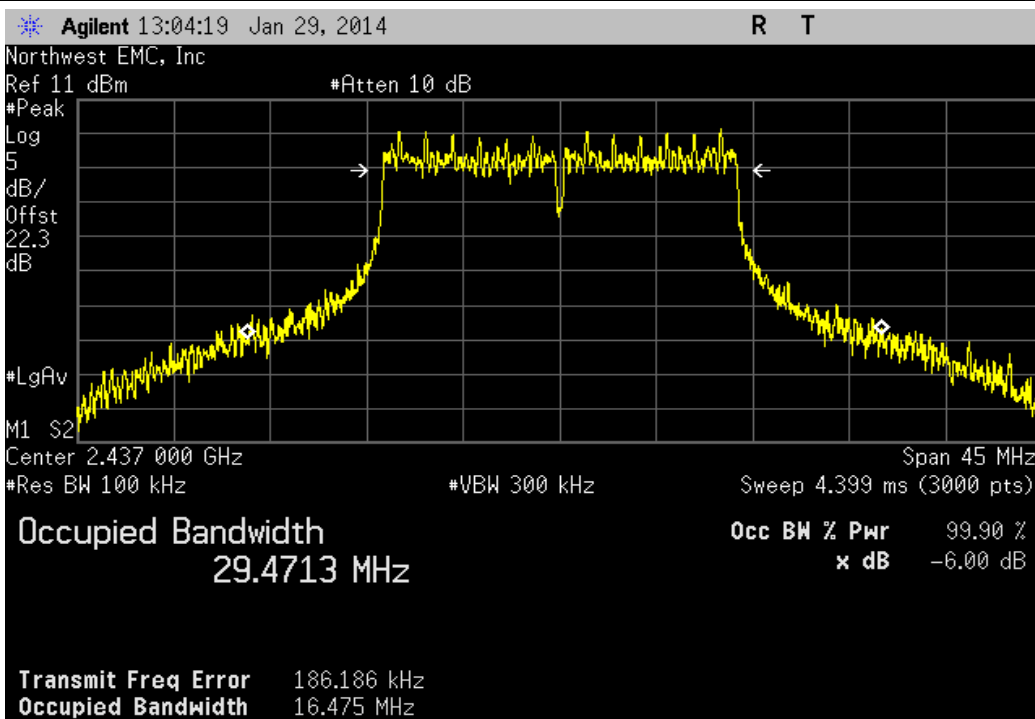
Value	Limit	Result
16.487 MHz	> 500 kHz	Pass



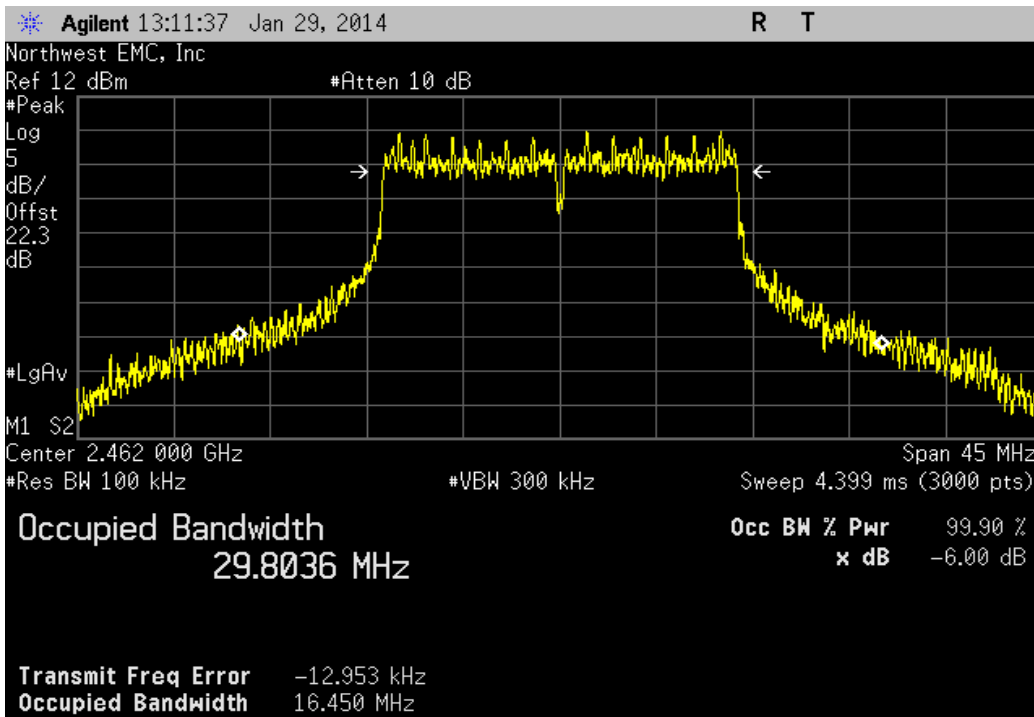
2400 MHz - 2483.5 MHz Band, 802.11(g) 54 Mbps, Low Channel 1, 2412 MHz			
	Value	Limit	Result
	16.478 MHz	> 500 kHz	Pass



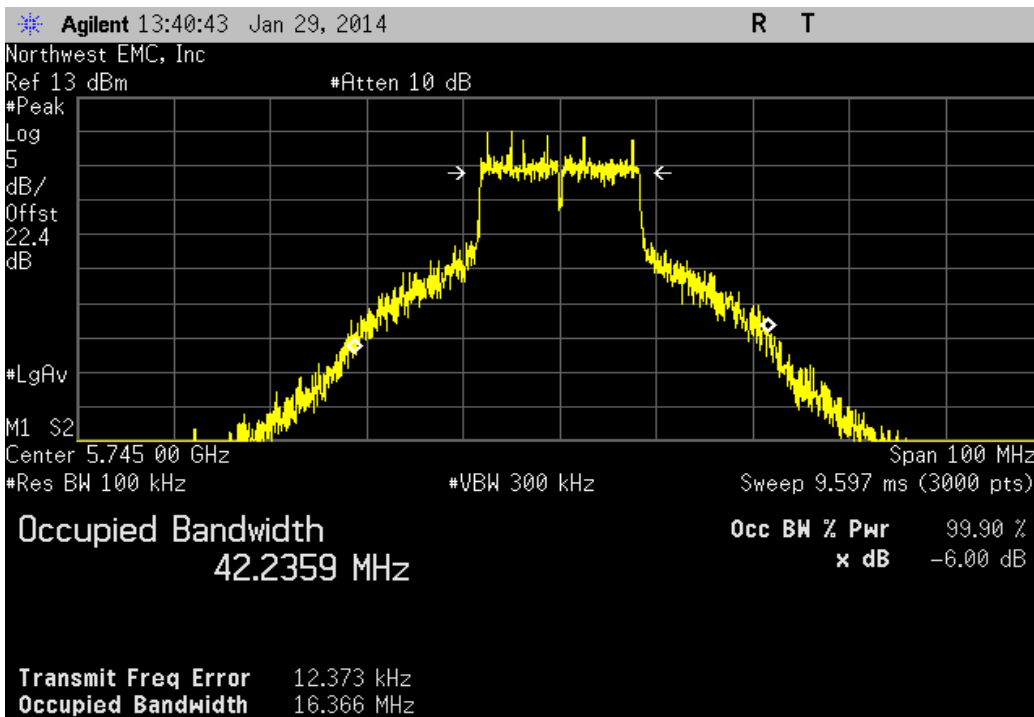
2400 MHz - 2483.5 MHz Band, 802.11(g) 54 Mbps, Mid Channel 6, 2437 MHz			
	Value	Limit	Result
	16.475 MHz	> 500 kHz	Pass



2400 MHz - 2483.5 MHz Band, 802.11(g) 54 Mbps, High Channel 11, 2462 MHz			
	Value	Limit	Result
	16.45 MHz	> 500 kHz	Pass

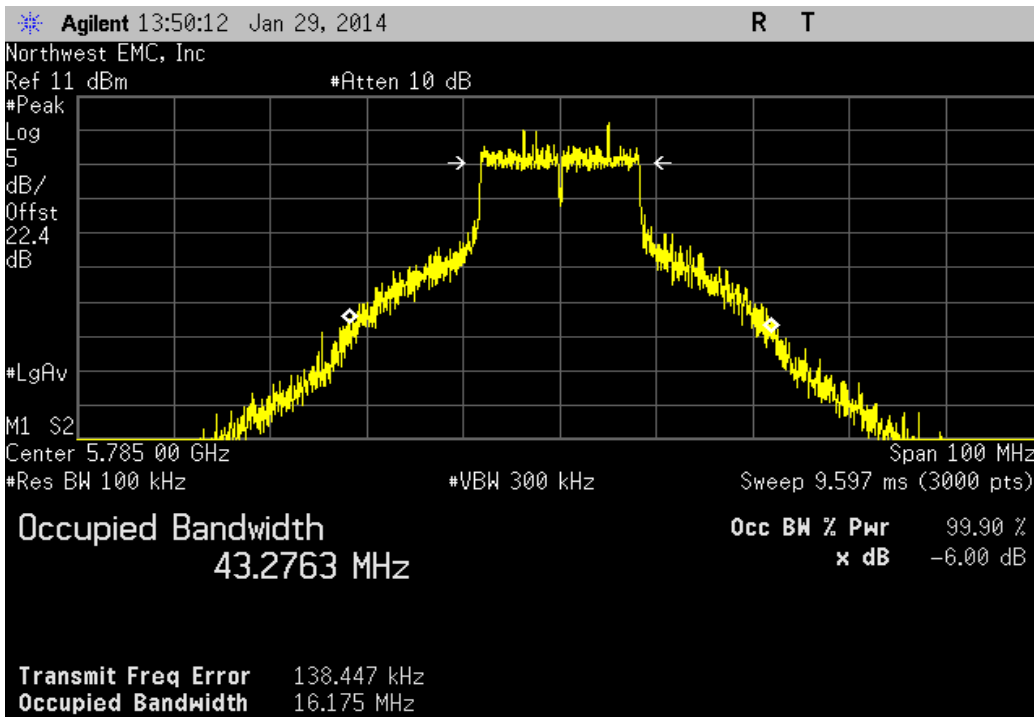


5725 MHz - 5850 MHz Band, 802.11(a) 6 Mbps, Low Channel 149, 5745 MHz			
	Value	Limit	Result
	16.366 MHz	> 500 kHz	Pass



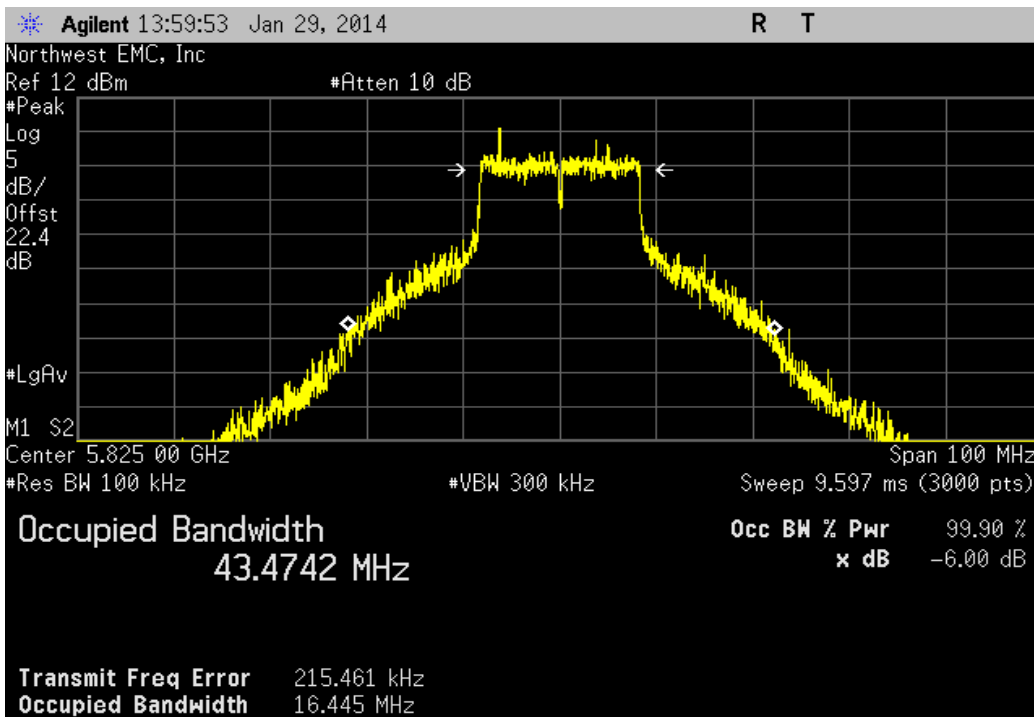
5725 MHz - 5850 MHz Band, 802.11(a) 6 Mbps, Mid Channel 157, 5785 MHz

				Value	Limit	Result
				16.175 MHz	> 500 kHz	Pass



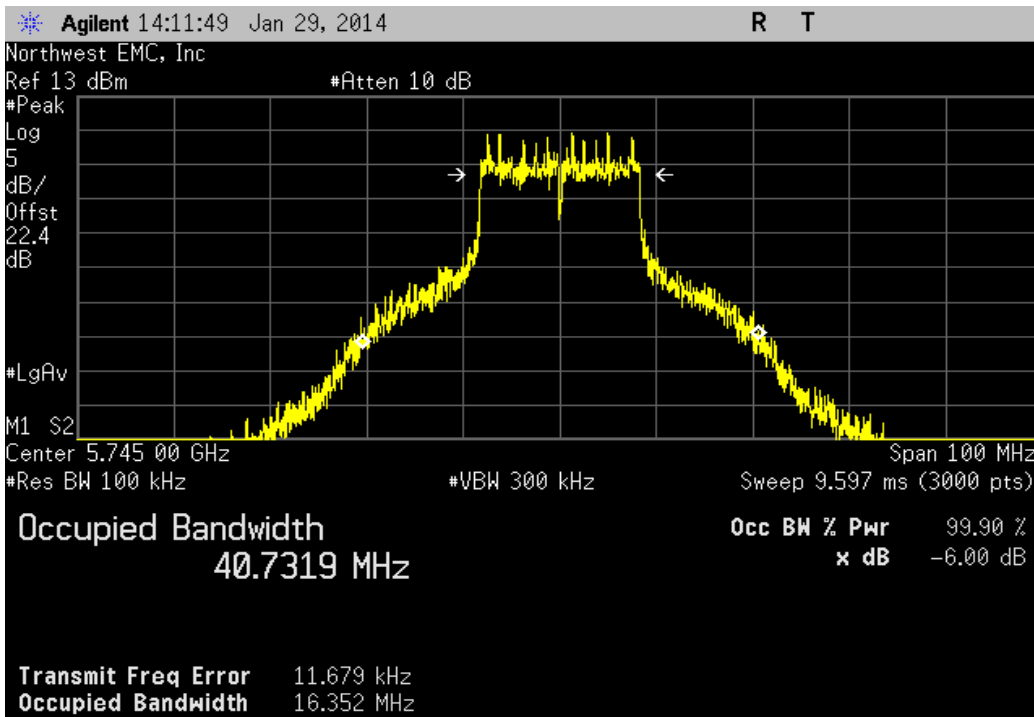
5725 MHz - 5850 MHz Band, 802.11(a) 6 Mbps, High Channel 165, 5825 MHz

				Value	Limit	Result
				16.445 MHz	> 500 kHz	Pass



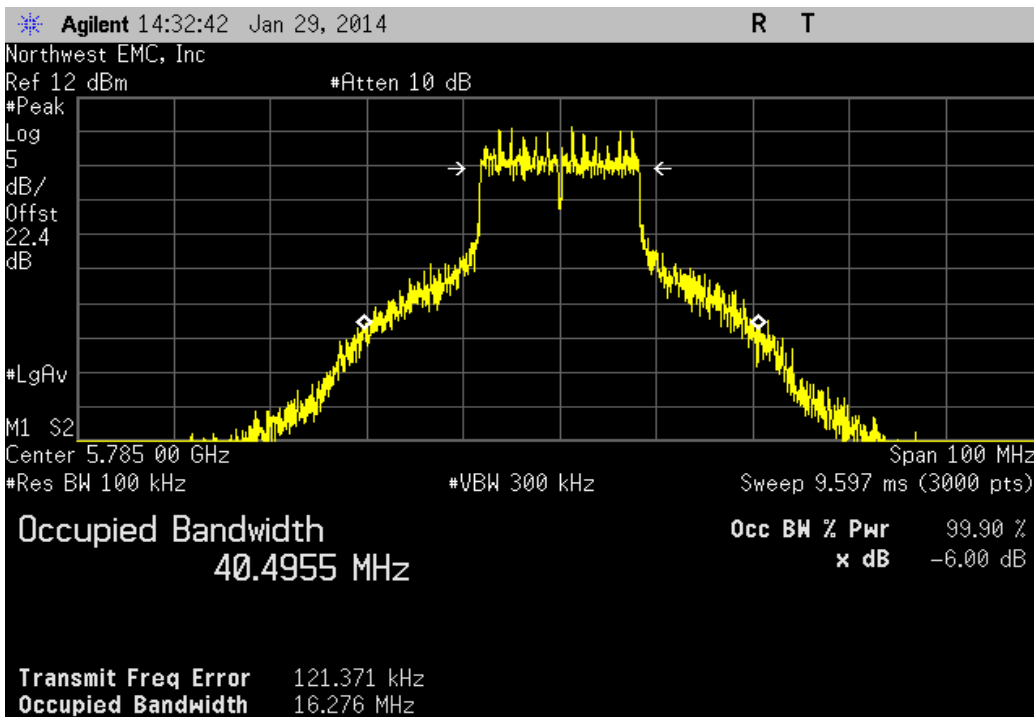
5725 MHz - 5850 MHz Band, 802.11(a) 36 Mbps, Low Channel 149, 5745 MHz

Value	Limit	Result
16.352 MHz	> 500 kHz	Pass

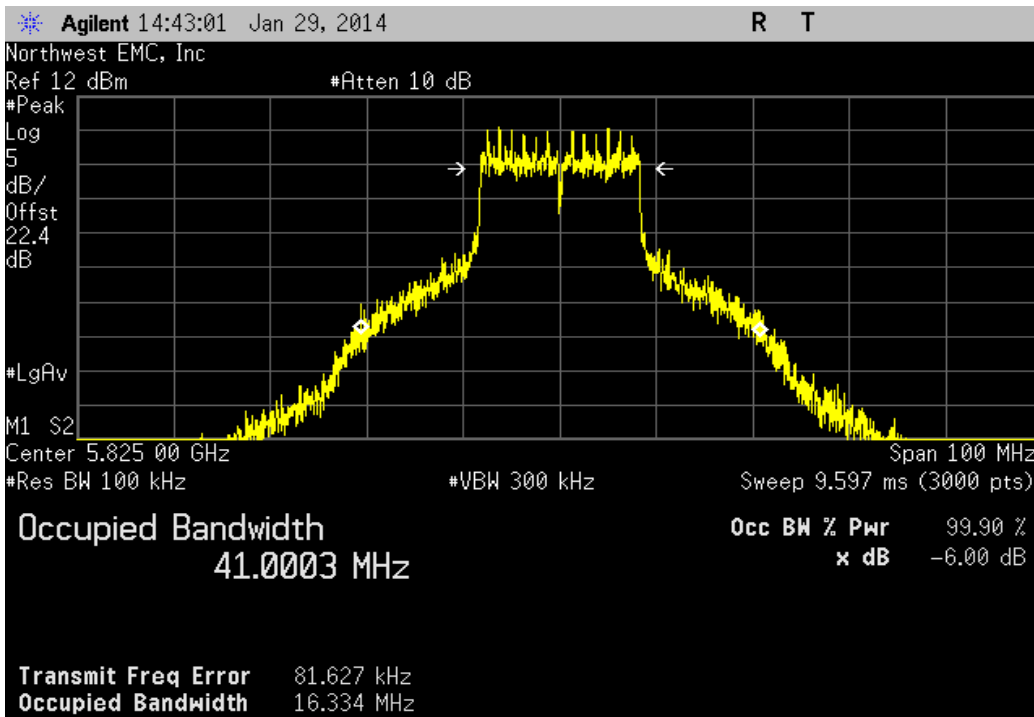


5725 MHz - 5850 MHz Band, 802.11(a) 36 Mbps, Mid Channel 157, 5785 MHz

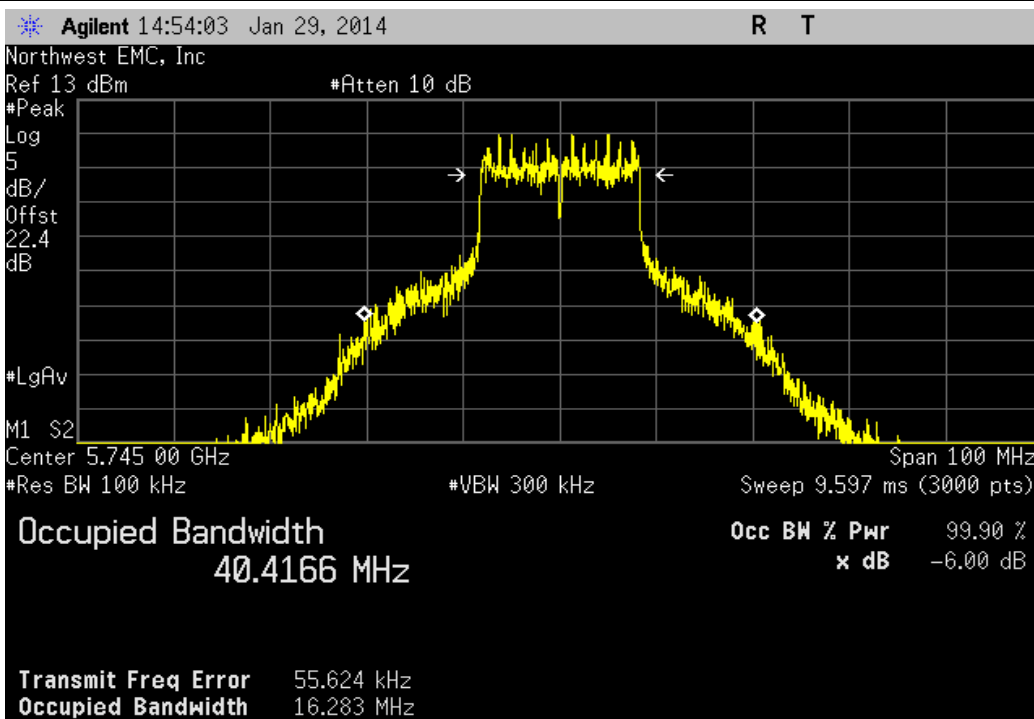
Value	Limit	Result
16.276 MHz	> 500 kHz	Pass



5725 MHz - 5850 MHz Band, 802.11(a) 36 Mbps, High Channel 165, 5825 MHz			
	Value	Limit	Result
	16.334 MHz	> 500 kHz	Pass

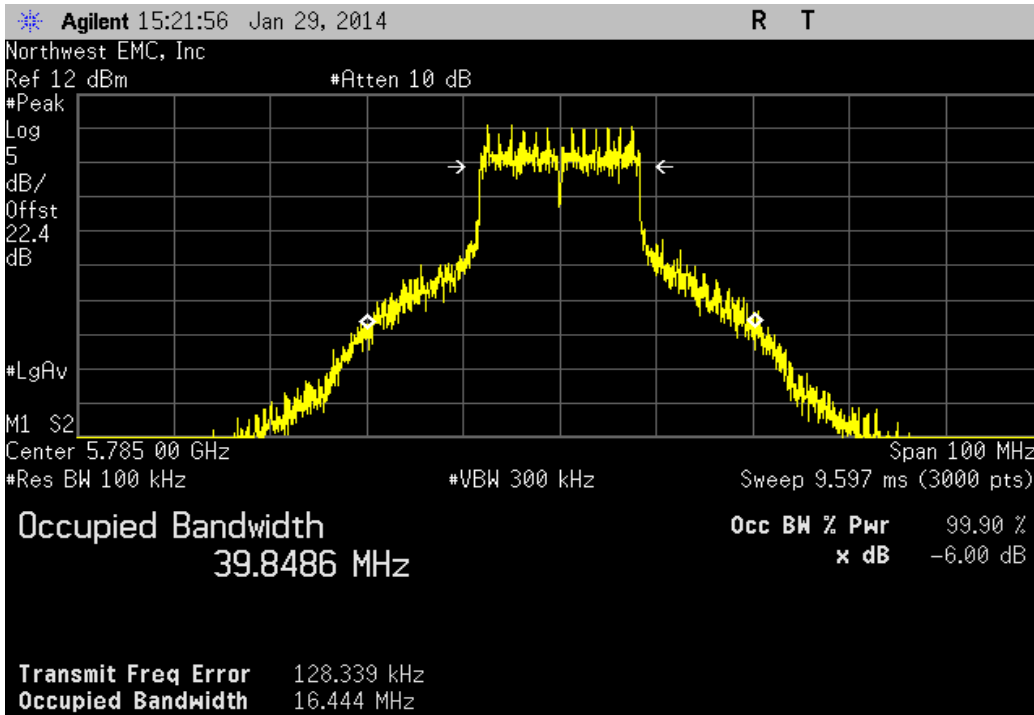


5725 MHz - 5850 MHz Band, 802.11(a) 54 Mbps, Low Channel 149, 5745 MHz			
	Value	Limit	Result
	16.283 MHz	> 500 kHz	Pass



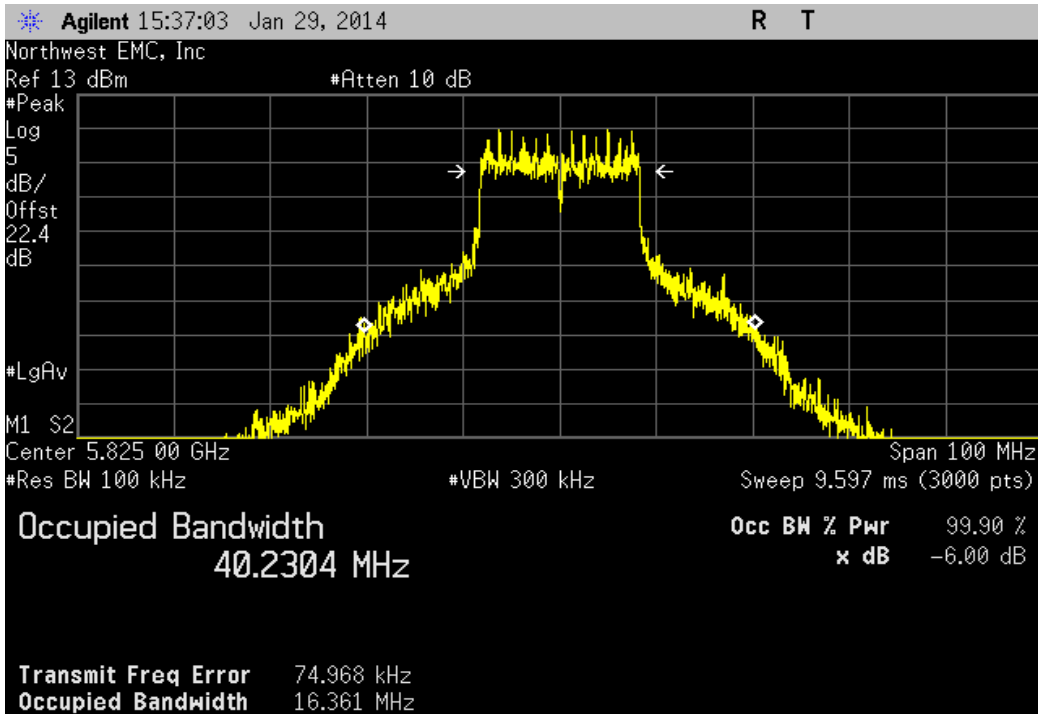
5725 MHz - 5850 MHz Band, 802.11(a) 54 Mbps, Mid Channel 157, 5785 MHz

				Value	Limit	Result
				16.444 MHz	> 500 kHz	Pass



5725 MHz - 5850 MHz Band, 802.11(a) 54 Mbps, High Channel 165, 5825 MHz

				Value	Limit	Result
				16.361 MHz	> 500 kHz	Pass



OUTPUT POWER

Testing was performed using the mode(s) of operation and configuration(s) noted within the report. The individuals and/or the organization requesting the test provided the modes, configurations and settings used to complete the evaluation. The actual test parameters are specified in the test data, this includes items such as investigated frequency range (scanned) and test levels. The testing methods and performance specifications, as well as the test site used for the evaluation are indicated in the test data.

TEST EQUIPMENT

Description	Manufacturer	Model	ID	Last Cal.	Interval (mos)
Spectrum Analyzer	Agilent	E4446A	AAV	2/22/2013	24
OC13 Cables	Fairview Microwave	SCA1814-0101-120	OCZ	NCR	0
Attenuator, 20db, 'SMA'	Weinschel Corp	4H-20	AWB	6/7/2013	12
40GHz DC Block	Miteq	DCB4000	AMD	5/16/2013	12
Power Meter	Hewlett Packard	E4418A	SPA	4/11/2012	24
Power Sensor	Agilent	E4412A	SQE	4/11/2012	24
Signal Generator	Agilent	E8257D	TGU	2/1/2012	36

TEST DESCRIPTION

The transmit frequency was set to the required channels in each band. The transmit power was set to its default maximum. A direct connection was made between the RF output of the EUT and a spectrum analyzer. Attenuation and a DC block were used. The reference level offset on the spectrum analyzer was adjusted to compensate for cable loss and the external attenuation used between the RF output and the spectrum analyzer input.

Method Option 1 found in KDB 558074 DTS D01 Measurement Section 8.1.1 was used because the RBW on the analyzer was greater than the Emission Bandwidth of the radio.

De Facto EIRP Limit: Per 47 CFR 15.247 (b)(1-3), the EUT meets the de facto EIRP limit of +36 dBm.



OUTPUT POWER

EUT: RAD7A/Radical 7 V2		Work Order: MASI0151
Serial Number: 1000000349		Date: 01/29/14
Customer: Masimo Corporation		Temperature: 24.3°C
Attendees: Mike Clark		Humidity: 41%
Project: None		Barometric Pres.: 1011
Tested by: Jaemi Suh	Power: Battery	Job Site: OC13

TEST SPECIFICATIONS	Test Method
FCC 15.247:2014	ANSI C63.10:2009

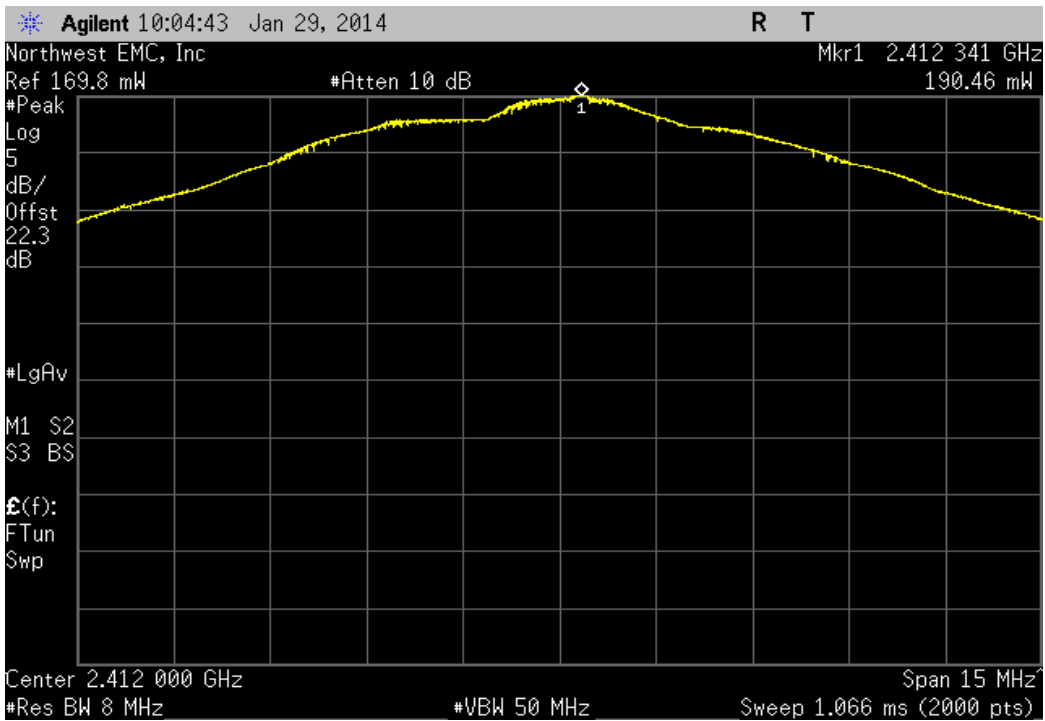
COMMENTS
 TX Power set to 90.
 Radio=36235 Rev. A to p/n: 24514
 Radio chip=24412 Rev B to p/n: 24412
DEVIATIONS FROM TEST STANDARD
 None

Configuration #	1	Signature 
-----------------	---	---

	Value	Limit	Result
2400 MHz - 2483.5 MHz Band			
802.11(b) 1 Mbps			
Low Channel 1, 2412 MHz	190.458 mW	< 1 W	Pass
Mid Channel 6, 2437 MHz	210.863 mW	< 1 W	Pass
High Channel 11, 2462 MHz	207.348 mW	< 1 W	Pass
802.11(b) 11 Mbps			
Low Channel 1, 2412 MHz	198.244 mW	< 1 W	Pass
Mid Channel 6, 2437 MHz	212.373 mW	< 1 W	Pass
High Channel 11, 2462 MHz	218.022 mW	< 1 W	Pass
802.11(g) 6 Mbps			
Low Channel 1, 2412 MHz	63.982 mW	< 1 W	Pass
Mid Channel 6, 2437 MHz	65.27 mW	< 1 W	Pass
High Channel 11, 2462 MHz	70.604 mW	< 1 W	Pass
802.11(g) 36 Mbps			
Low Channel 1, 2412 MHz	65.864 mW	< 1 W	Pass
Mid Channel 6, 2437 MHz	73.602 mW	< 1 W	Pass
High Channel 11, 2462 MHz	77.876 mW	< 1 W	Pass
802.11(g) 54 Mbps			
Low Channel 1, 2412 MHz	69.613 mW	< 1 W	Pass
Mid Channel 6, 2437 MHz	74.864 mW	< 1 W	Pass
High Channel 11, 2462 MHz	77.88 mW	< 1 W	Pass
5725 MHz - 5850 MHz Band			
802.11(a) 6 Mbps			
Low Channel 149, 5745 MHz	101.181 mW	< 1 W	Pass
Mid Channel 157, 5785 MHz	83.416 mW	< 1 W	Pass
High Channel 165, 5825 MHz	89.013 mW	< 1 W	Pass
802.11(a) 36 Mbps			
Low Channel 149, 5745 MHz	82.675 mW	< 1 W	Pass
Mid Channel 157, 5785 MHz	73.935 mW	< 1 W	Pass
High Channel 165, 5825 MHz	83.747 mW	< 1 W	Pass
802.11(a) 54 Mbps			
Low Channel 149, 5745 MHz	88.183 mW	< 1 W	Pass
Mid Channel 157, 5785 MHz	66.807 mW	< 1 W	Pass
High Channel 165, 5825 MHz	88.736 mW	< 1 W	Pass

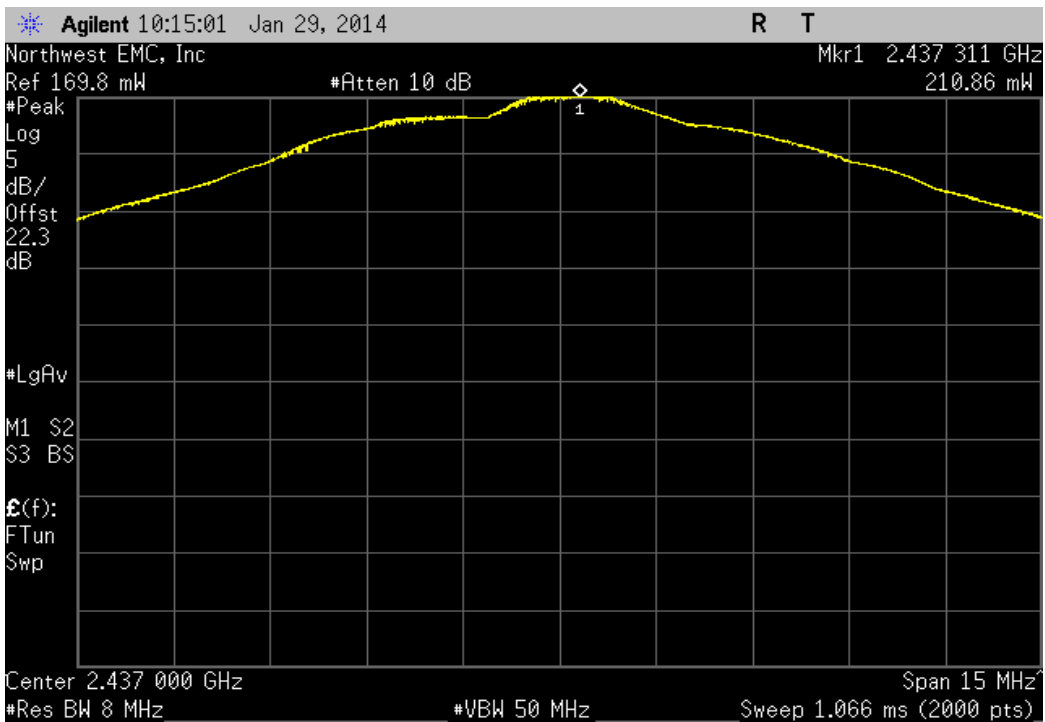
2400 MHz - 2483.5 MHz Band, 802.11(b) 1 Mbps, Low Channel 1, 2412 MHz

Value	Limit	Result
190.458 mW	< 1 W	Pass

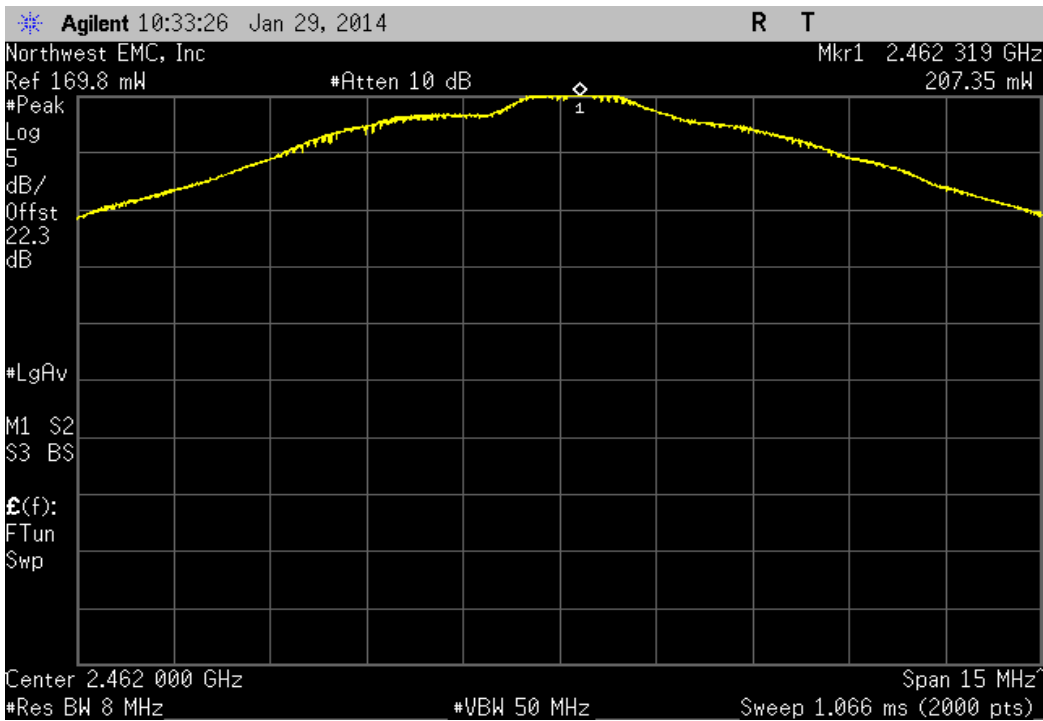


2400 MHz - 2483.5 MHz Band, 802.11(b) 1 Mbps, Mid Channel 6, 2437 MHz

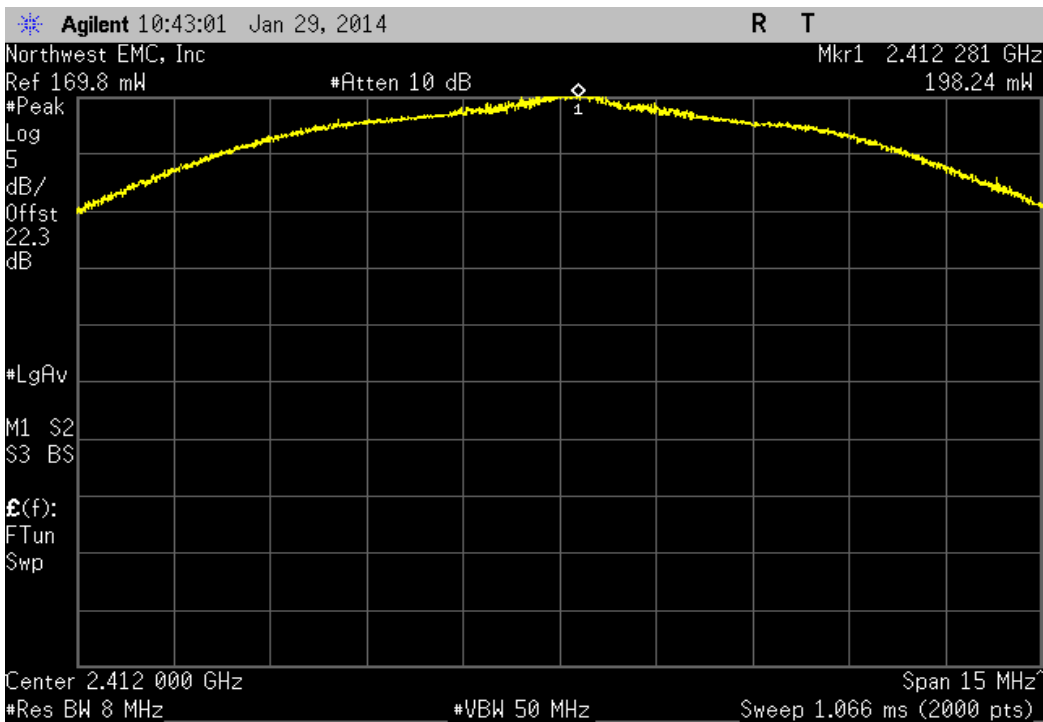
Value	Limit	Result
210.863 mW	< 1 W	Pass



2400 MHz - 2483.5 MHz Band, 802.11(b) 1 Mbps, High Channel 11, 2462 MHz			
	Value	Limit	Result
	207.348 mW	< 1 W	Pass

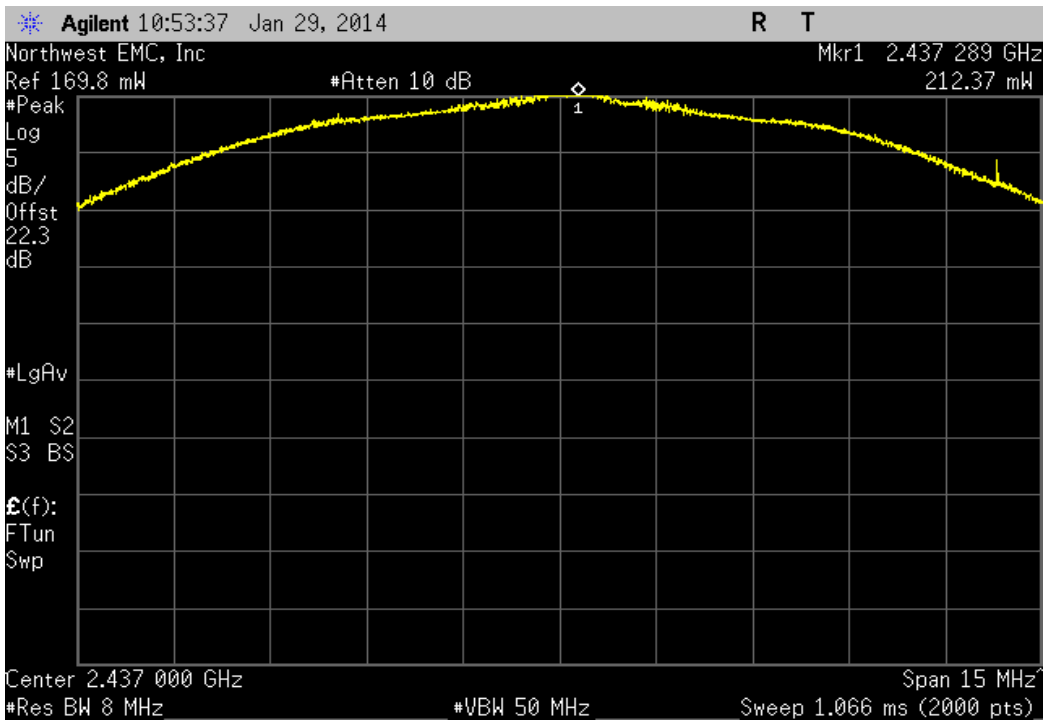


2400 MHz - 2483.5 MHz Band, 802.11(b) 11 Mbps, Low Channel 1, 2412 MHz			
	Value	Limit	Result
	198.244 mW	< 1 W	Pass



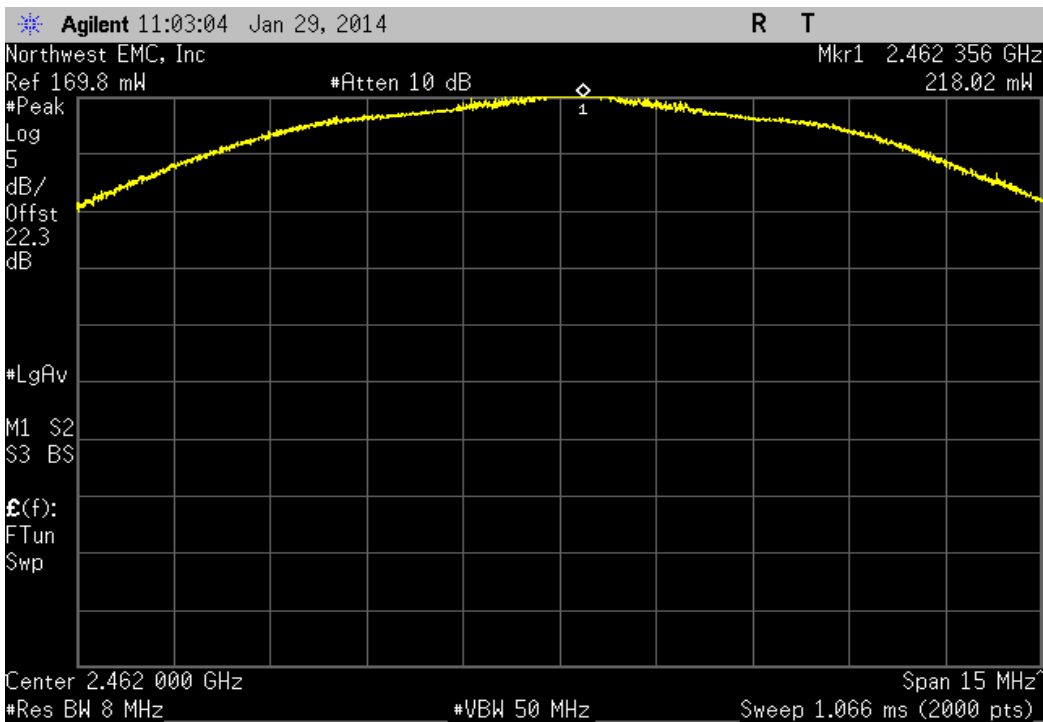
2400 MHz - 2483.5 MHz Band, 802.11(b) 11 Mbps, Mid Channel 6, 2437 MHz

Value	Limit	Result
212.373 mW	< 1 W	Pass



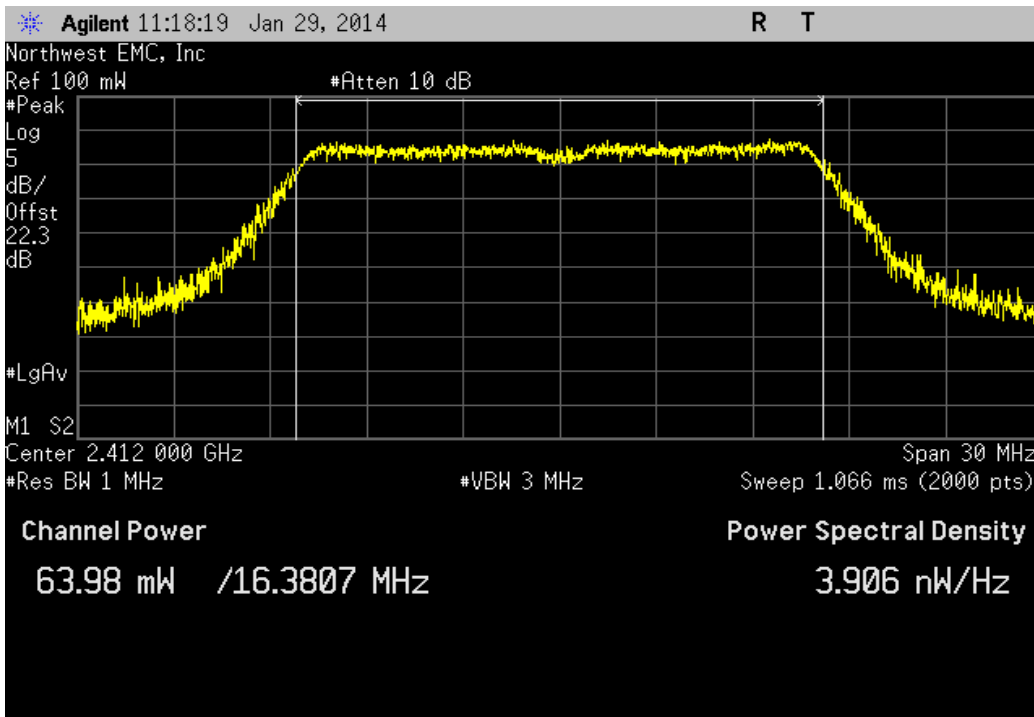
2400 MHz - 2483.5 MHz Band, 802.11(b) 11 Mbps, High Channel 11, 2462 MHz

Value	Limit	Result
218.022 mW	< 1 W	Pass



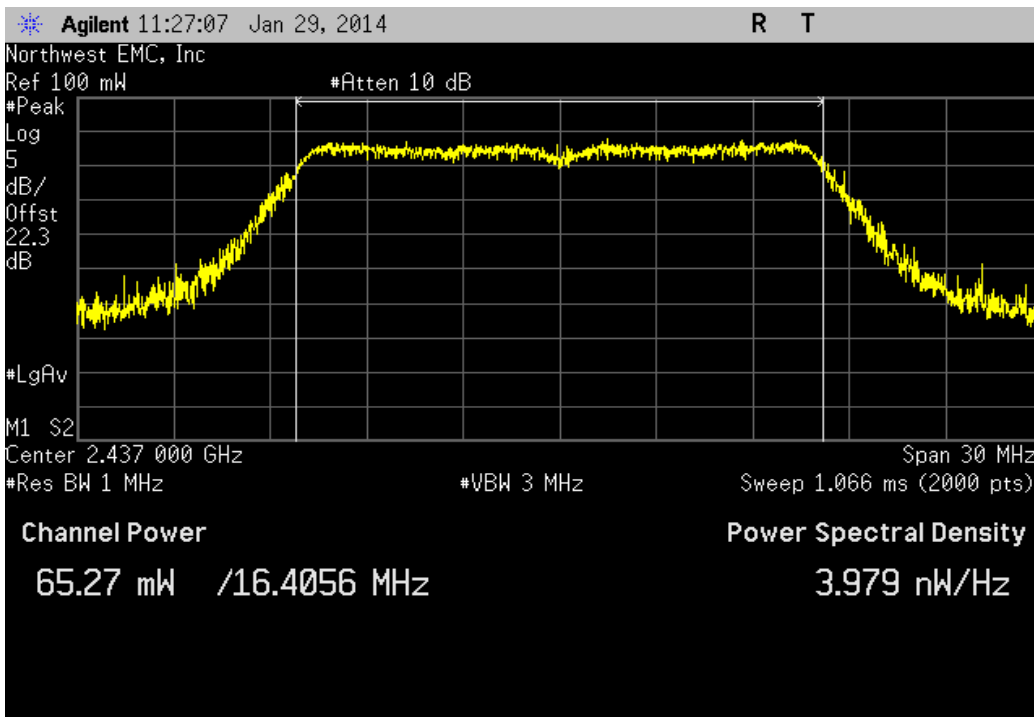
2400 MHz - 2483.5 MHz Band, 802.11(g) 6 Mbps, Low Channel 1, 2412 MHz

Value	Limit	Result
63.982 mW	< 1 W	Pass

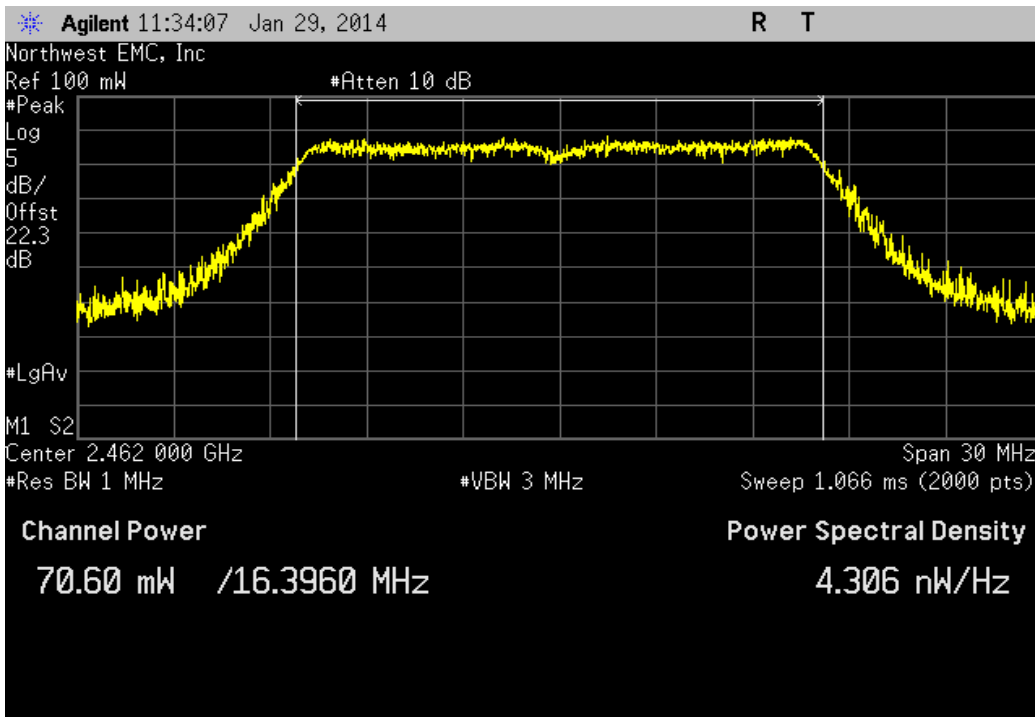


2400 MHz - 2483.5 MHz Band, 802.11(g) 6 Mbps, Mid Channel 6, 2437 MHz

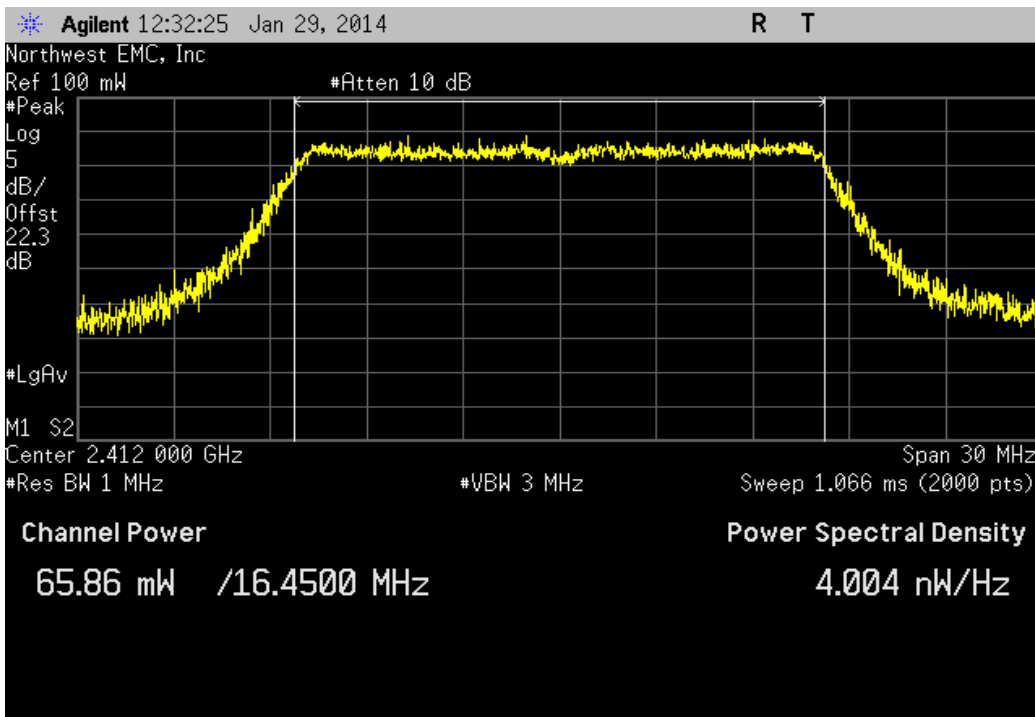
Value	Limit	Result
65.27 mW	< 1 W	Pass



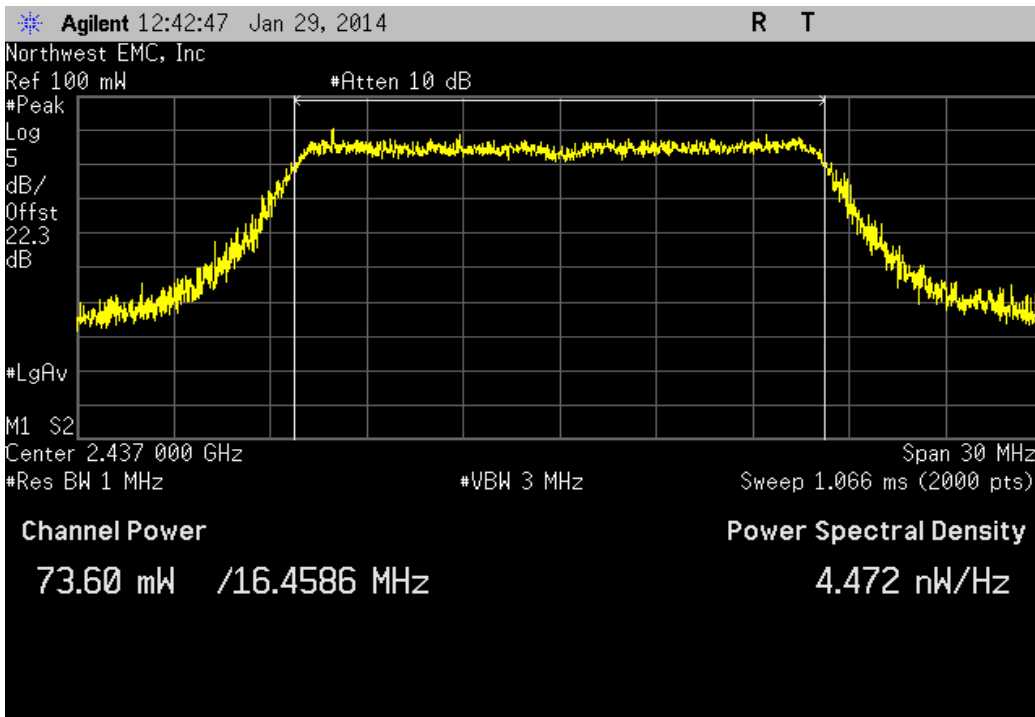
2400 MHz - 2483.5 MHz Band, 802.11(g) 6 Mbps, High Channel 11, 2462 MHz			
	Value	Limit	Result
	70.604 mW	< 1 W	Pass



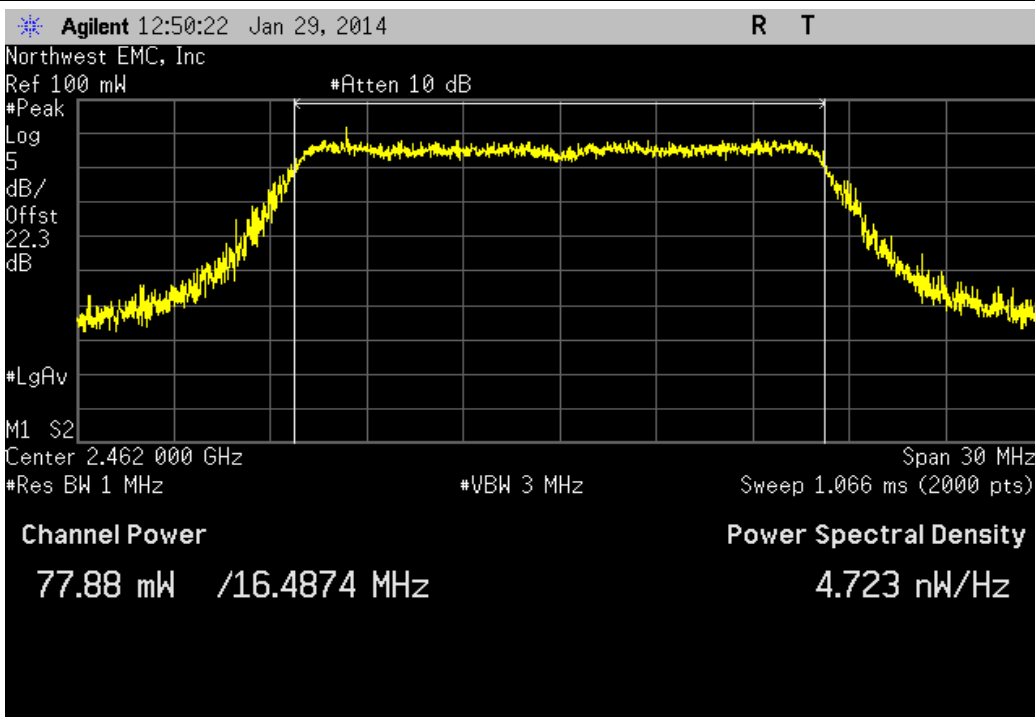
2400 MHz - 2483.5 MHz Band, 802.11(g) 36 Mbps, Low Channel 1, 2412 MHz			
	Value	Limit	Result
	65.864 mW	< 1 W	Pass



2400 MHz - 2483.5 MHz Band, 802.11(g) 36 Mbps, Mid Channel 6, 2437 MHz			
	Value	Limit	Result
	73.602 mW	< 1 W	Pass

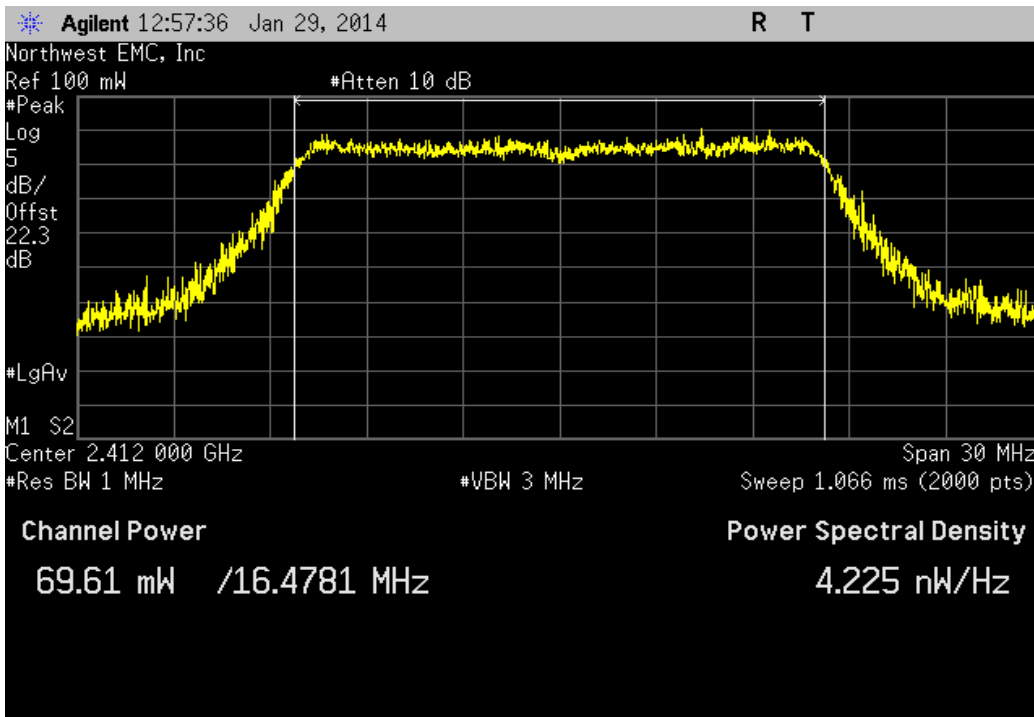


2400 MHz - 2483.5 MHz Band, 802.11(g) 36 Mbps, High Channel 11, 2462 MHz			
	Value	Limit	Result
	77.876 mW	< 1 W	Pass



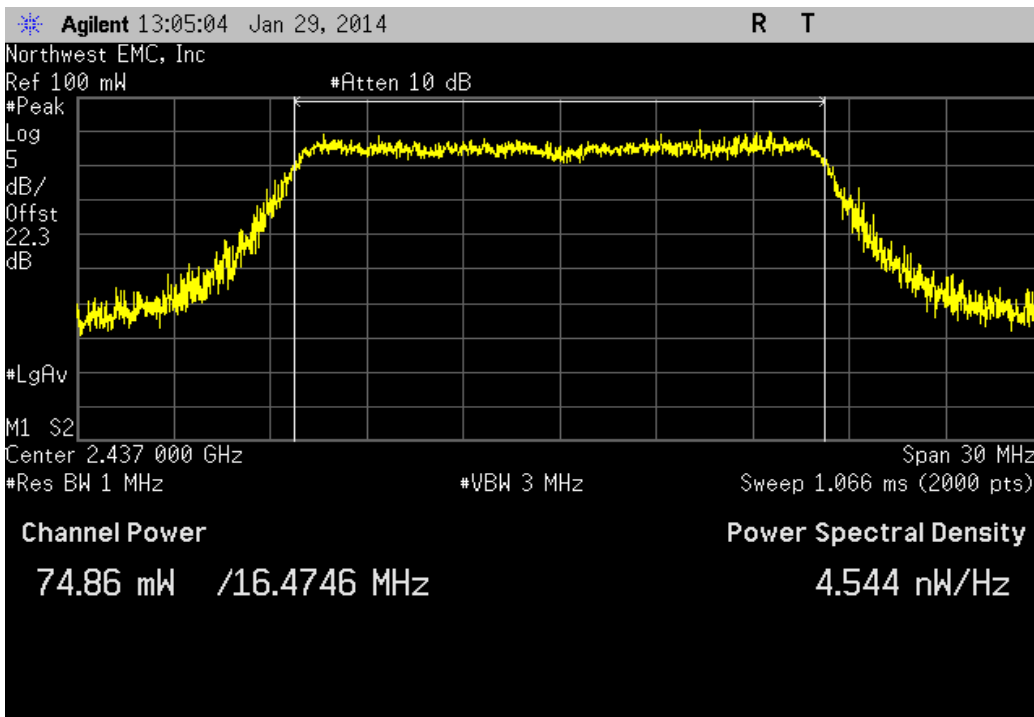
2400 MHz - 2483.5 MHz Band, 802.11(g) 54 Mbps, Low Channel 1, 2412 MHz

Value	Limit	Result
69.613 mW	< 1 W	Pass

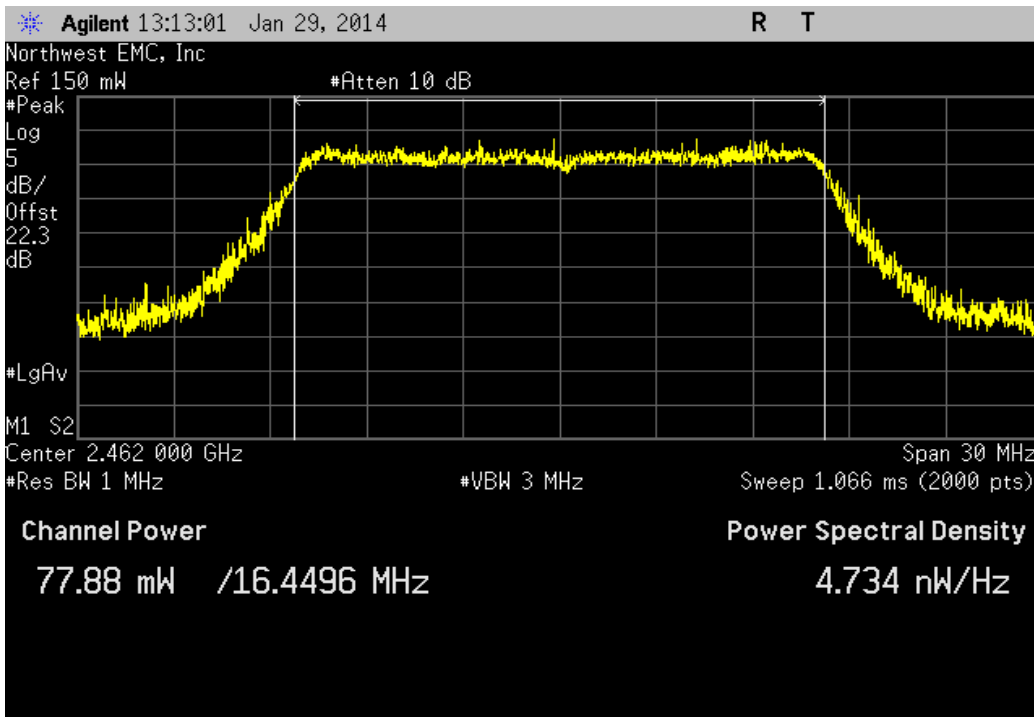


2400 MHz - 2483.5 MHz Band, 802.11(g) 54 Mbps, Mid Channel 6, 2437 MHz

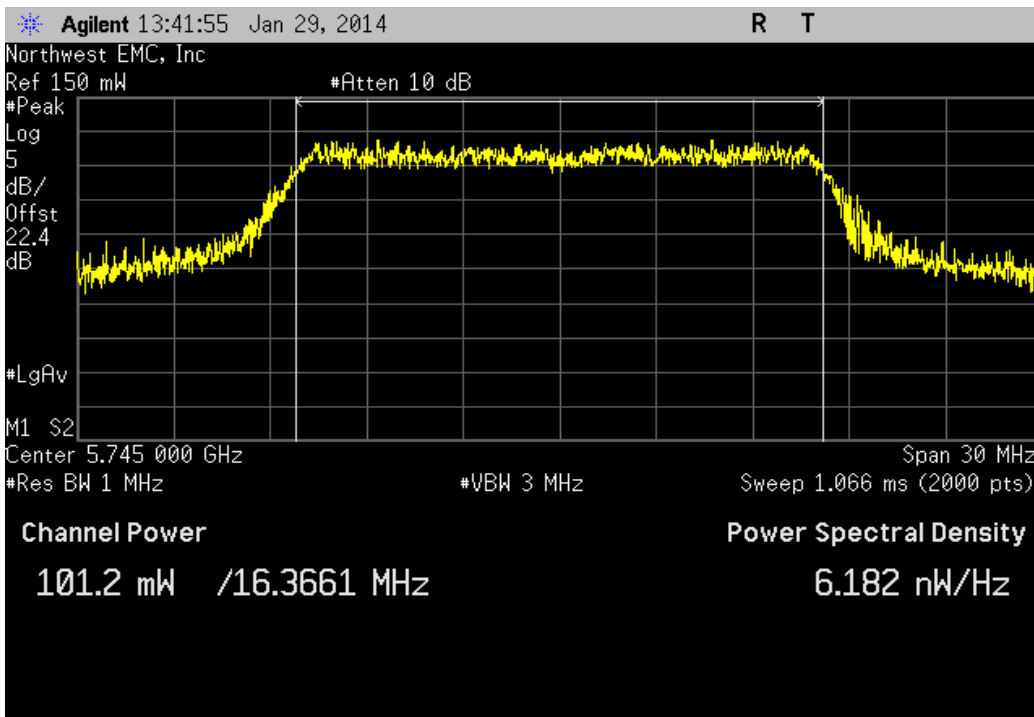
Value	Limit	Result
74.864 mW	< 1 W	Pass



2400 MHz - 2483.5 MHz Band, 802.11(g) 54 Mbps, High Channel 11, 2462 MHz			
	Value	Limit	Result
	77.88 mW	< 1 W	Pass

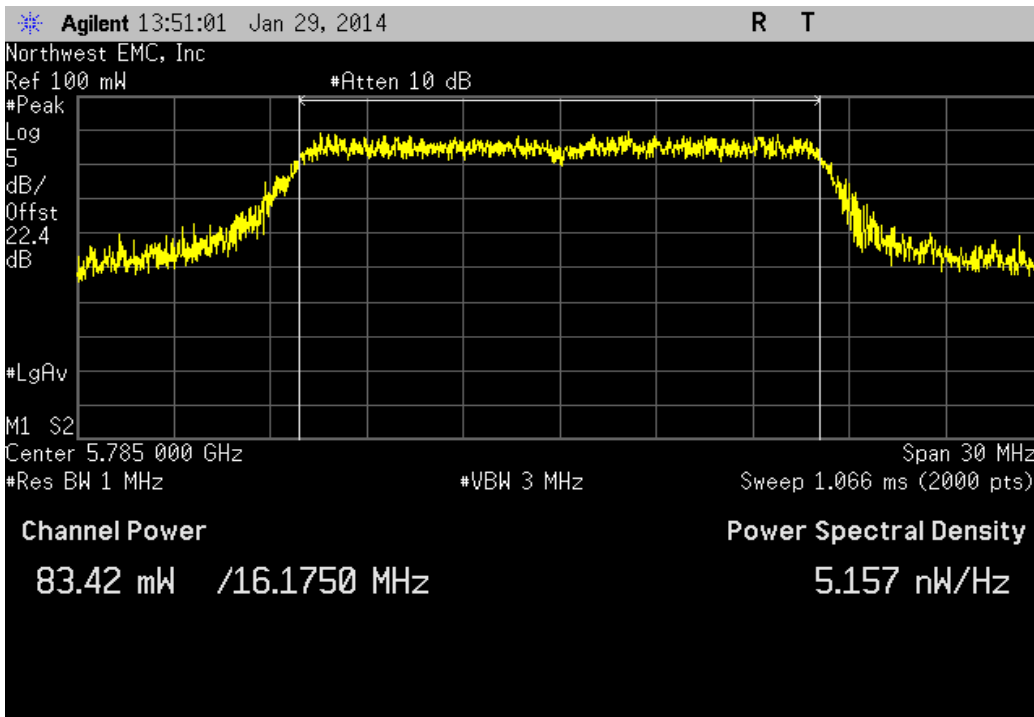


5725 MHz - 5850 MHz Band, 802.11(a) 6 Mbps, Low Channel 149, 5745 MHz			
	Value	Limit	Result
	101.181 mW	< 1 W	Pass



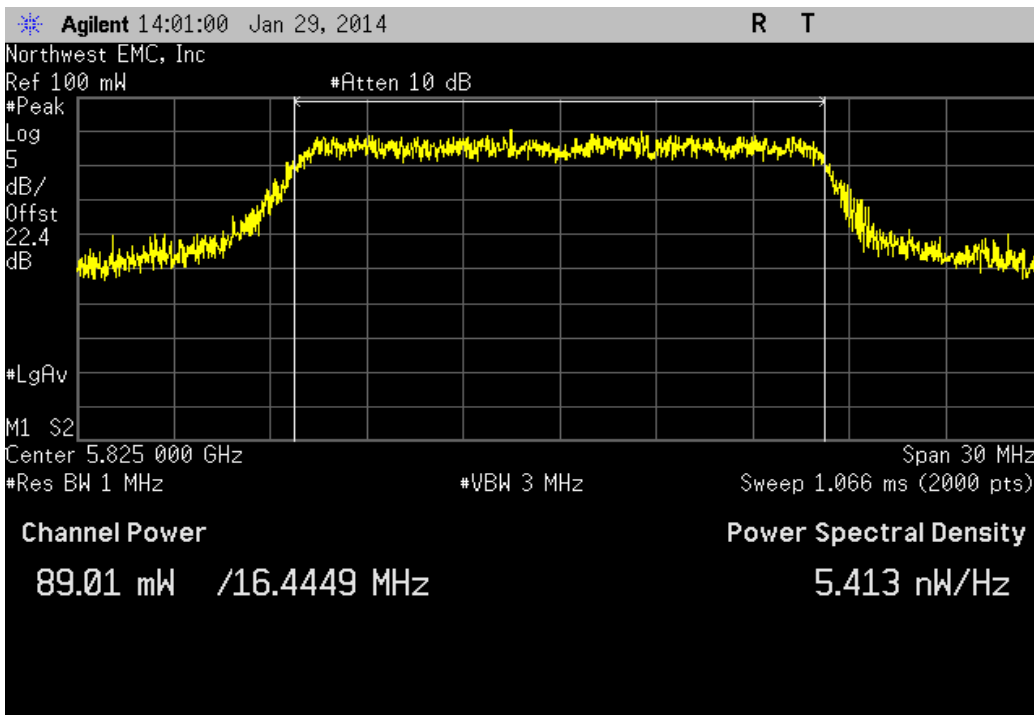
5725 MHz - 5850 MHz Band, 802.11(a) 6 Mbps, Mid Channel 157, 5785 MHz

Value	Limit	Result
83.416 mW	< 1 W	Pass



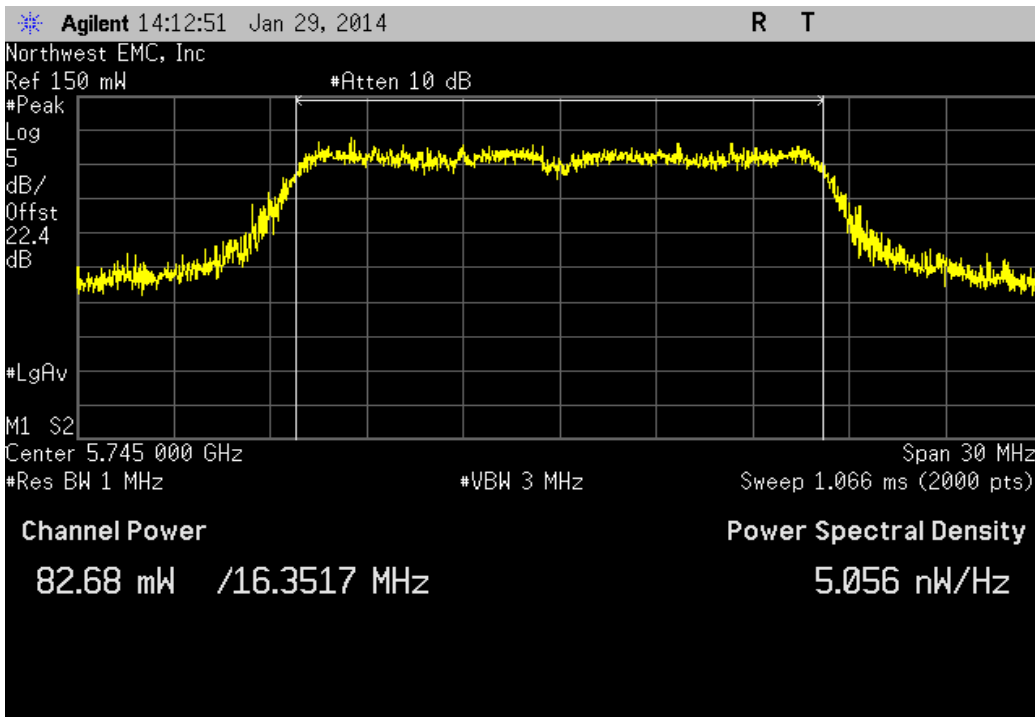
5725 MHz - 5850 MHz Band, 802.11(a) 6 Mbps, High Channel 165, 5825 MHz

Value	Limit	Result
89.013 mW	< 1 W	Pass



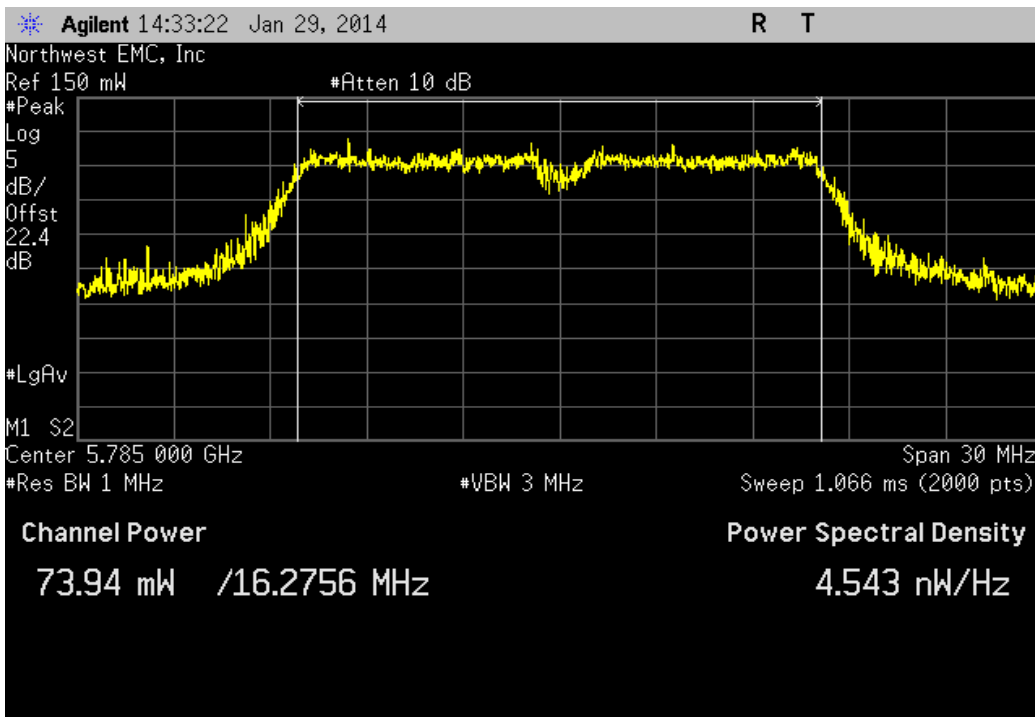
5725 MHz - 5850 MHz Band, 802.11(a) 36 Mbps, Low Channel 149, 5745 MHz

				Value	Limit	Result
				82.675 mW	< 1 W	Pass

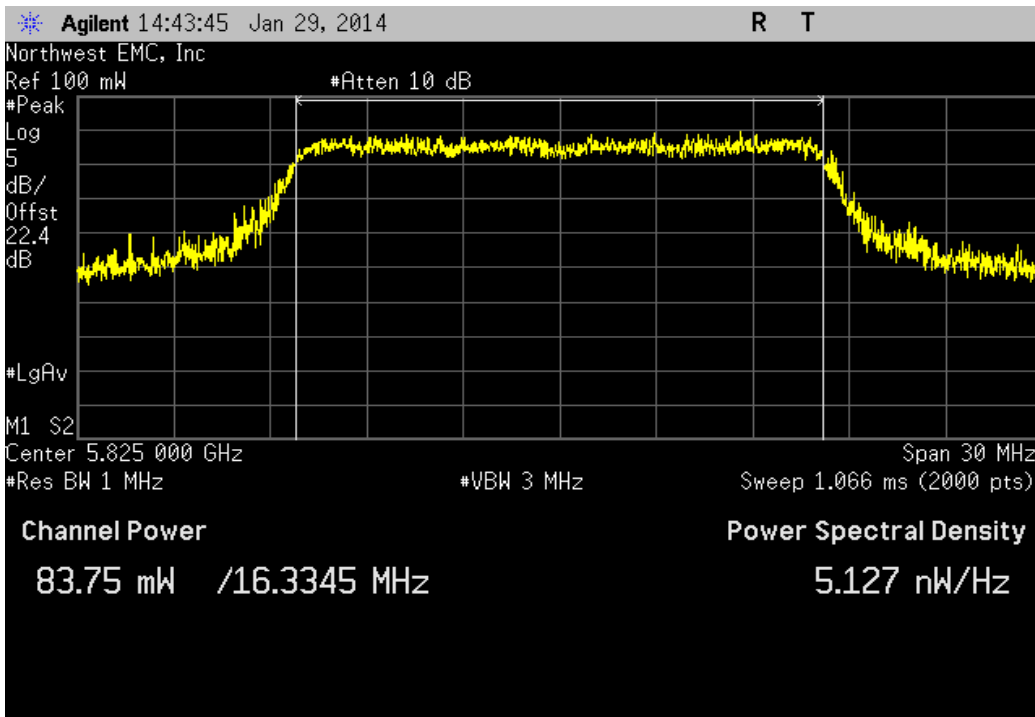


5725 MHz - 5850 MHz Band, 802.11(a) 36 Mbps, Mid Channel 157, 5785 MHz

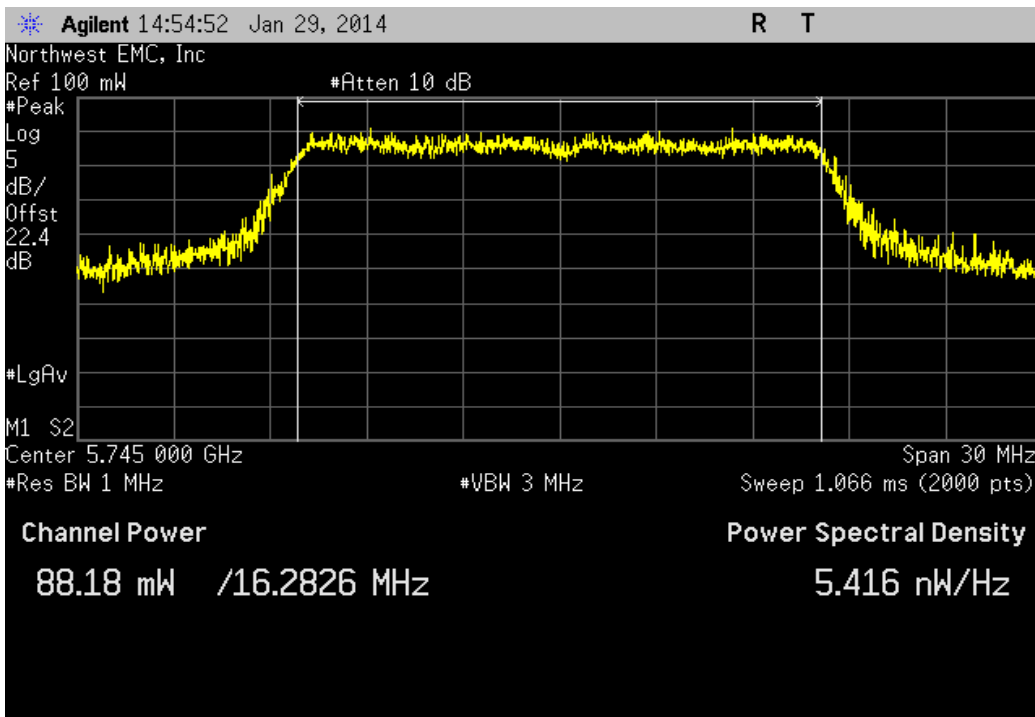
				Value	Limit	Result
				73.935 mW	< 1 W	Pass



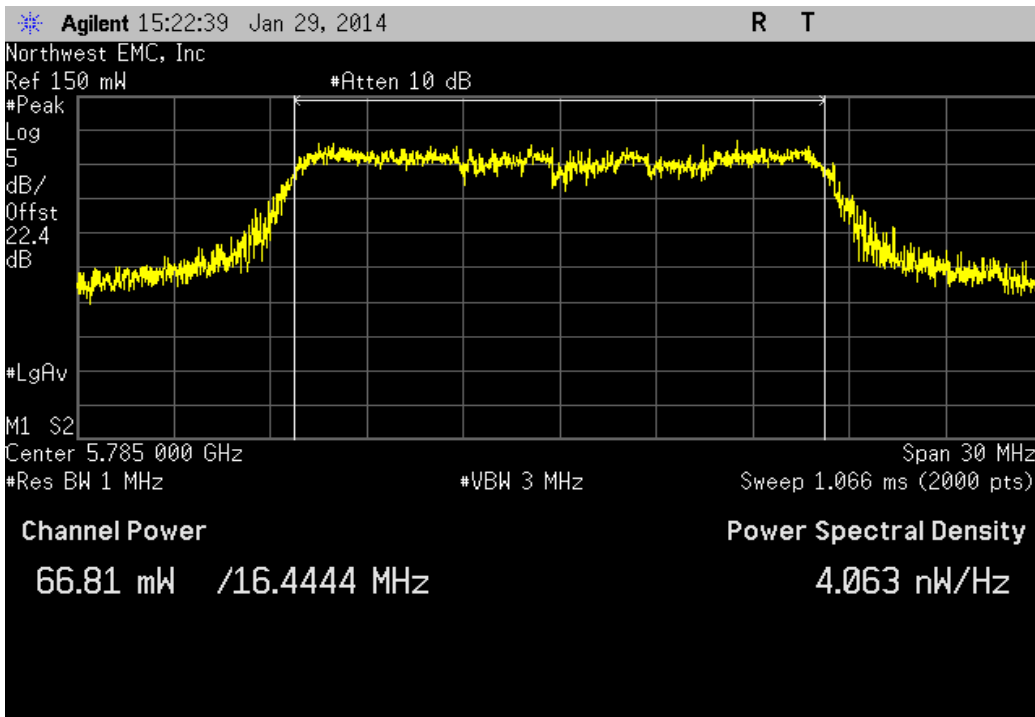
5725 MHz - 5850 MHz Band, 802.11(a) 36 Mbps, High Channel 165, 5825 MHz			
	Value	Limit	Result
	83.747 mW	< 1 W	Pass



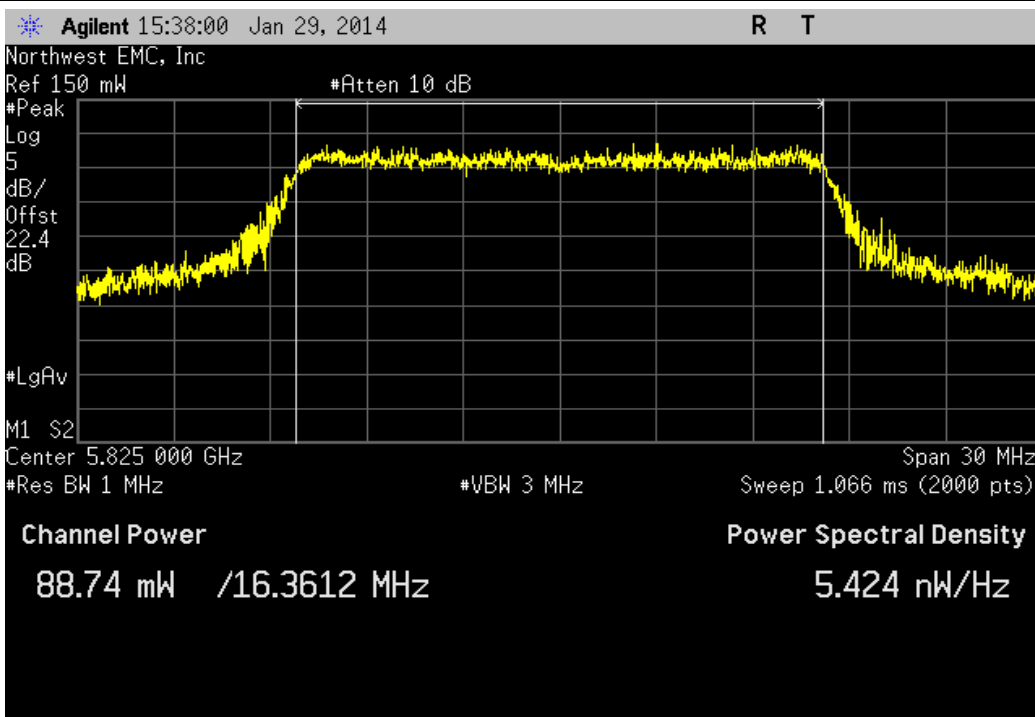
5725 MHz - 5850 MHz Band, 802.11(a) 54 Mbps, Low Channel 149, 5745 MHz			
	Value	Limit	Result
	88.183 mW	< 1 W	Pass



5725 MHz - 5850 MHz Band, 802.11(a) 54 Mbps, Mid Channel 157, 5785 MHz			
	Value	Limit	Result
	66.807 mW	< 1 W	Pass



5725 MHz - 5850 MHz Band, 802.11(a) 54 Mbps, High Channel 165, 5825 MHz			
	Value	Limit	Result
	88.736 mW	< 1 W	Pass



POWER SPECTRAL DENSITY

Testing was performed using the mode(s) of operation and configuration(s) noted within the report. The individuals and/or the organization requesting the test provided the modes, configurations and settings used to complete the evaluation. The actual test parameters are specified in the test data, this includes items such as investigated frequency range (scanned) and test levels. The testing methods and performance specifications, as well as the test site used for the evaluation are indicated in the test data.

TEST EQUIPMENT

Description	Manufacturer	Model	ID	Last Cal.	Interval (mos)
Spectrum Analyzer	Agilent	E4446A	AAV	2/22/2013	24
OC13 Cables	Fairview Microwave	SCA1814-0101-120	OCZ	NCR	0
Attenuator, 20db, 'SMA'	Weinschel Corp	4H-20	AWB	6/7/2013	12
40GHz DC Block	Miteq	DCB4000	AMD	5/16/2013	12
Power Meter	Hewlett Packard	E4418A	SPA	4/11/2012	24
Power Sensor	Agilent	E4412A	SQE	4/11/2012	24
Signal Generator	Agilent	E8257D	TGU	2/1/2012	36

TEST DESCRIPTION

The maximum power spectral density measurements were measured with the EUT set to the required transmit frequencies in each band. The measurement was made using a direct connection between the RF output of the EUT and the spectrum analyzer. The EUT was transmitting at the lowest, middle, and maximum data rate for each modulation type available.

Per the procedure outlined in FCC KDB 558074 D01 DTS Measurement Section 5.3.1, the spectrum analyzer was used as follows:

- RBW = 100 kHz
- VBW = 300 kHz
- Detector = Peak (to match method used for power measurement)
- Trace = Max hold

The observed power level is then scaled to an equivalent value in 3 kHz by adding a Bandwidth Correction Factor (BWCF) where:

$$BWCF = 10 \cdot \text{LOG} (3 \text{ kHz} / 100 \text{ kHz}) = -15.2 \text{ dB}$$



POWER SPECTRAL DENSITY

EUT: RAD7A/Radical 7 V2	Work Order: MASI0151
Serial Number: 1000000349	Date: 01/29/14
Customer: Masimo Corporation	Temperature: 24.3°C
Attendees: Mike Clark	Humidity: 41%
Project: None	Barometric Pres.: 1011
Tested by: Jaemi Suh	Power: Battery
	Job Site: OC13
TEST SPECIFICATIONS	
FCC 15.247:2014	ANSI C63.10:2009
TEST METHOD	

COMMENTS

TX Power set to 90.
Radio=36235 Rev. A to p/n: 24514
Radio chip=24412 Rev B to p/n: 24412

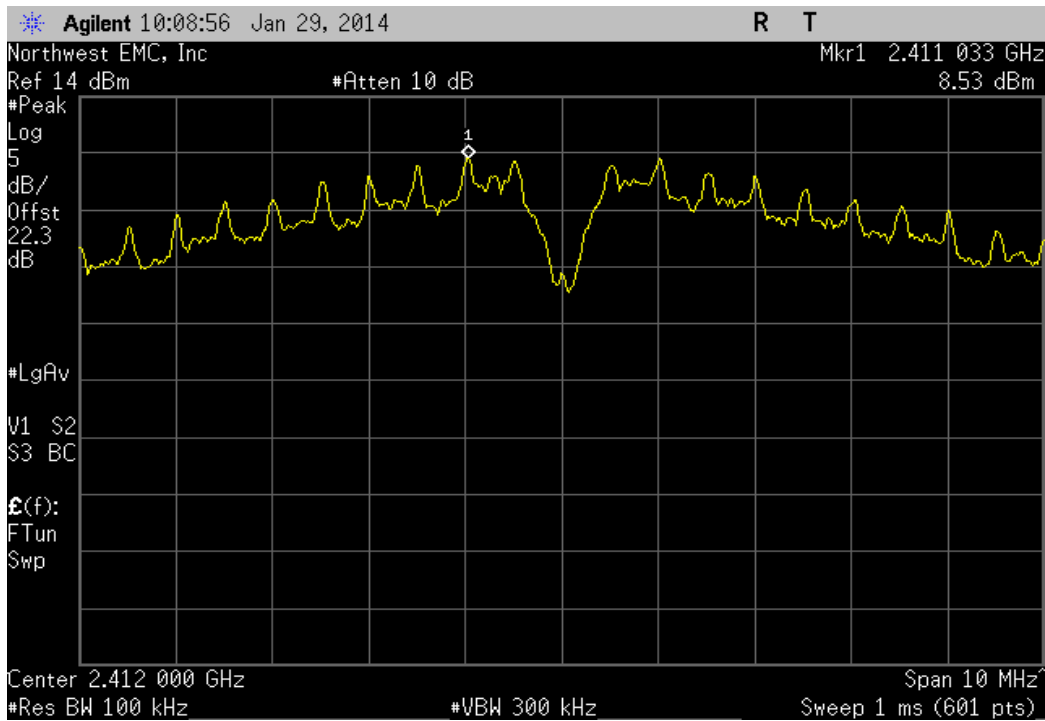
DEVIATIONS FROM TEST STANDARD

None

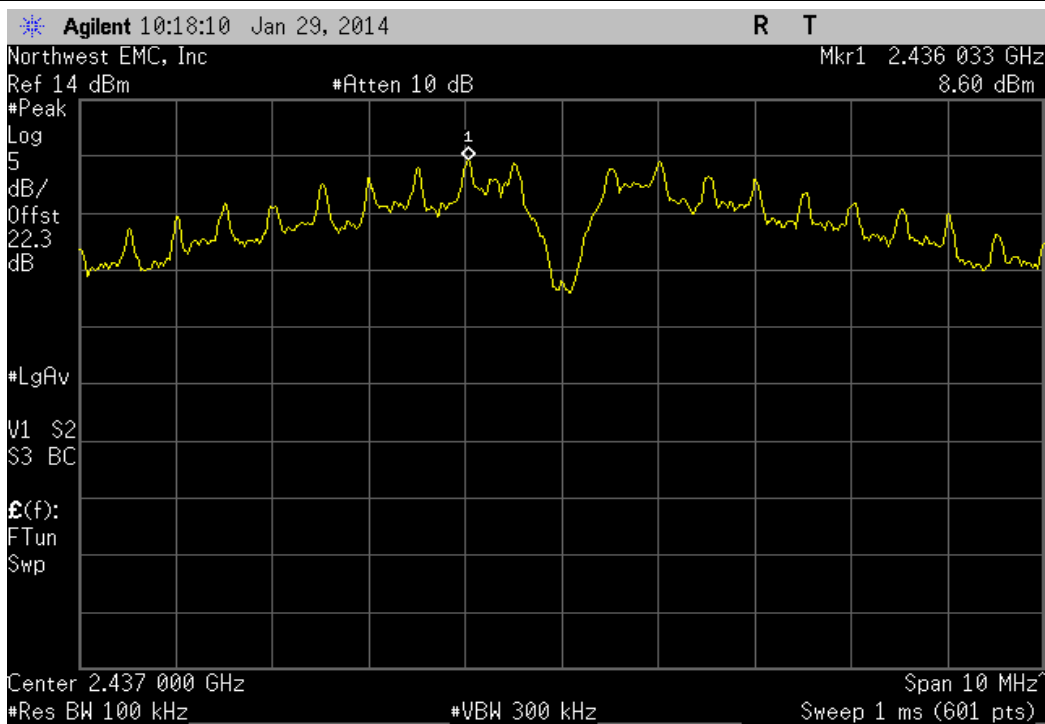
Configuration #	1	Signature 
-----------------	---	---

	Value dBm/100kHz	dBm/100kHz To dBm/3kHz	Value dBm/3kHz	Limit dBm/3kHz	Result
2400 MHz - 2483.5 MHz Band					
802.11(b) 1 Mbps					
Low Channel 1, 2412 MHz	8.527	-15.2	-6.673	8	Pass
Mid Channel 6, 2437 MHz	8.603	-15.2	-6.597	8	Pass
High Channel 11, 2462 MHz	8.935	-15.2	-6.265	8	Pass
802.11(b) 11 Mbps					
Low Channel 1, 2412 MHz	9.227	-15.2	-5.973	8	Pass
Mid Channel 6, 2437 MHz	9.375	-15.2	-5.825	8	Pass
High Channel 11, 2462 MHz	9.644	-15.2	-5.556	8	Pass
802.11(g) 6 Mbps					
Low Channel 1, 2412 MHz	5.416	-15.2	-9.784	8	Pass
Mid Channel 6, 2437 MHz	5.982	-15.2	-9.218	8	Pass
High Channel 11, 2462 MHz	6.11	-15.2	-9.09	8	Pass
802.11(g) 36 Mbps					
Low Channel 1, 2412 MHz	5.511	-15.2	-9.689	8	Pass
Mid Channel 6, 2437 MHz	5.895	-15.2	-9.305	8	Pass
High Channel 11, 2462 MHz	4.879	-15.2	-10.321	8	Pass
802.11(g) 54 Mbps					
Low Channel 1, 2412 MHz	4.82	-15.2	-10.38	8	Pass
Mid Channel 6, 2437 MHz	5.739	-15.2	-9.461	8	Pass
High Channel 11, 2462 MHz	5.803	-15.2	-9.397	8	Pass
5725 MHz - 5850 MHz Band					
802.11(a) 6 Mbps					
Low Channel 149, 5745 MHz	5.479	-15.2	-9.721	8	Pass
Mid Channel 157, 5785 MHz	7.373	-15.2	-7.827	8	Pass
High Channel 165, 5825 MHz	4.124	-15.2	-11.076	8	Pass
802.11(a) 36 Mbps					
Low Channel 149, 5745 MHz	5.129	-15.2	-10.071	8	Pass
Mid Channel 157, 5785 MHz	5.135	-15.2	-10.065	8	Pass
High Channel 165, 5825 MHz	4.93	-15.2	-10.27	8	Pass
802.11(a) 54 Mbps					
Low Channel 149, 5745 MHz	6.333	-15.2	-8.867	8	Pass
Mid Channel 157, 5785 MHz	6.271	-15.2	-8.929	8	Pass
High Channel 165, 5825 MHz	5.322	-15.2	-9.878	8	Pass

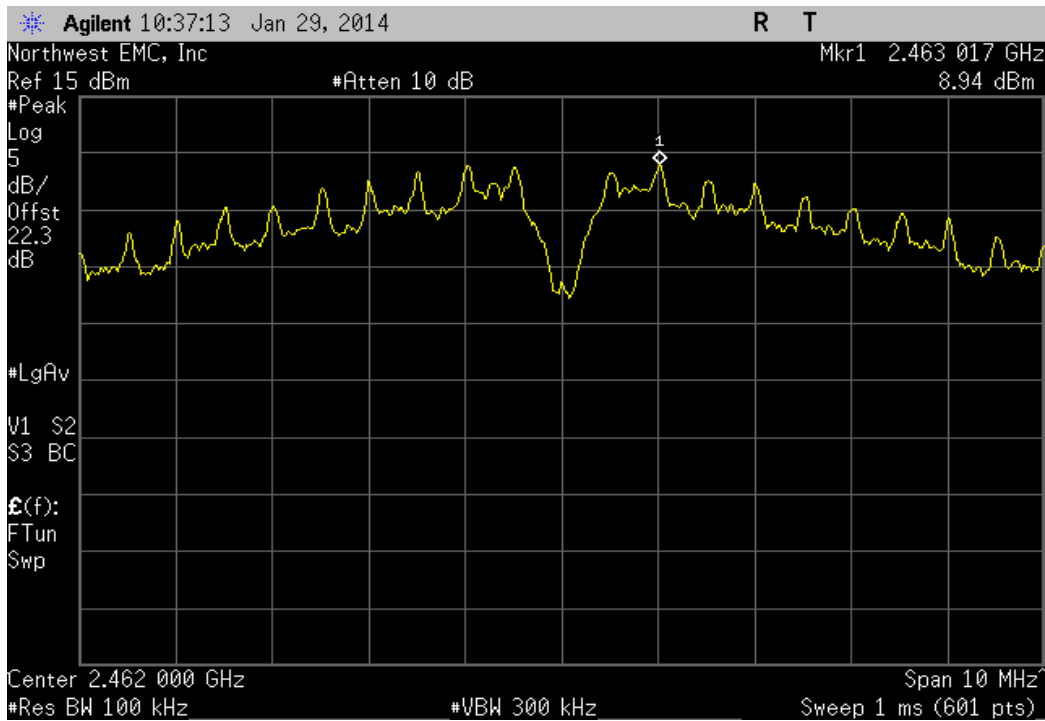
2400 MHz - 2483.5 MHz Band, 802.11(b) 1 Mbps, Low Channel 1, 2412 MHz						
	Value	dBm/100kHz	To dBm/3kHz	Value	Limit	Result
	8.527	-15.2	-6.673	8		Pass



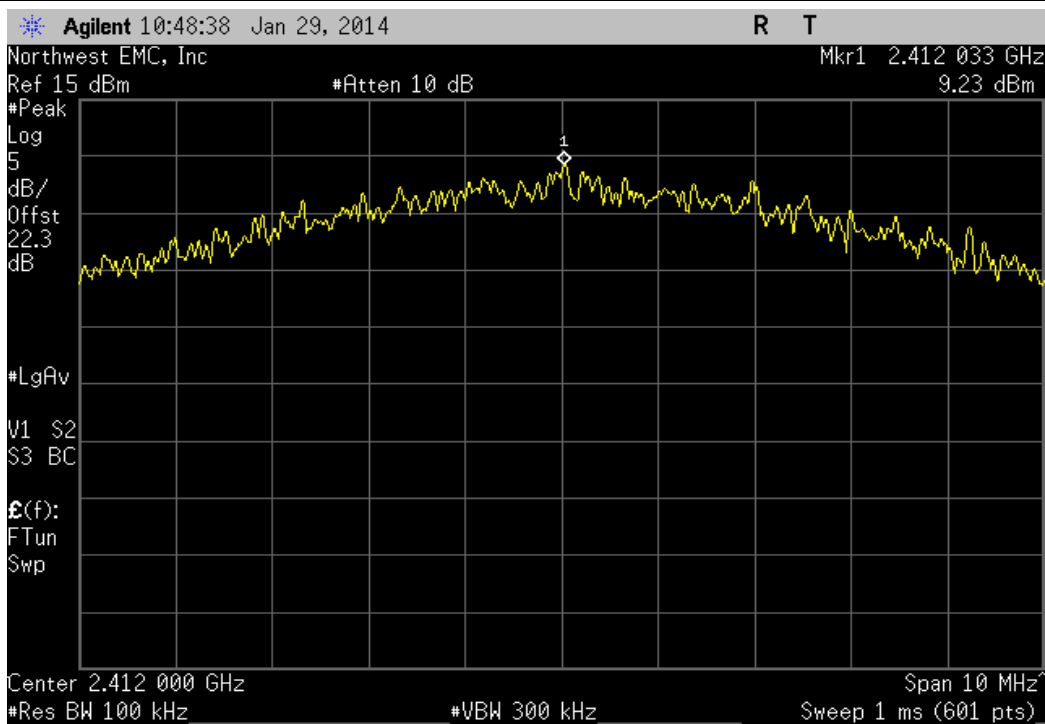
2400 MHz - 2483.5 MHz Band, 802.11(b) 1 Mbps, Mid Channel 6, 2437 MHz						
	Value	dBm/100kHz	To dBm/3kHz	Value	Limit	Result
	8.603	-15.2	-6.597	8		Pass



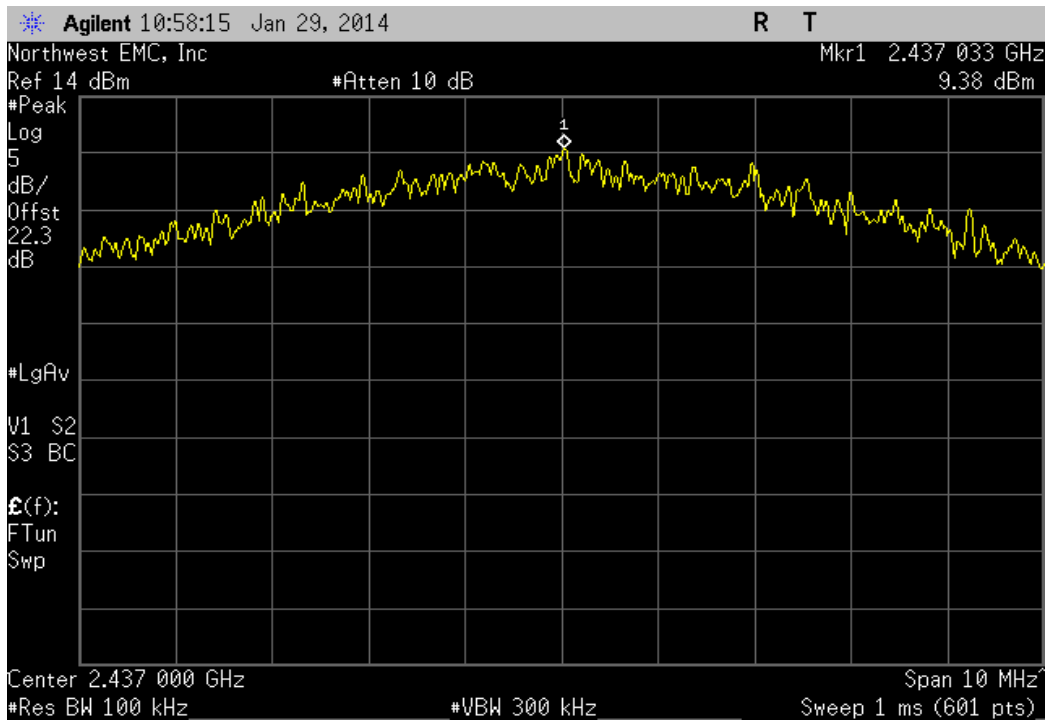
2400 MHz - 2483.5 MHz Band, 802.11(b) 1 Mbps, High Channel 11, 2462 MHz						
	Value	dBm/100kHz	To dBm/3kHz	Value	Limit	Result
	8.935	-15.2	-6.265	8	8	Pass



2400 MHz - 2483.5 MHz Band, 802.11(b) 11 Mbps, Low Channel 1, 2412 MHz						
	Value	dBm/100kHz	To dBm/3kHz	Value	Limit	Result
	9.227	-15.2	-5.973	8	8	Pass



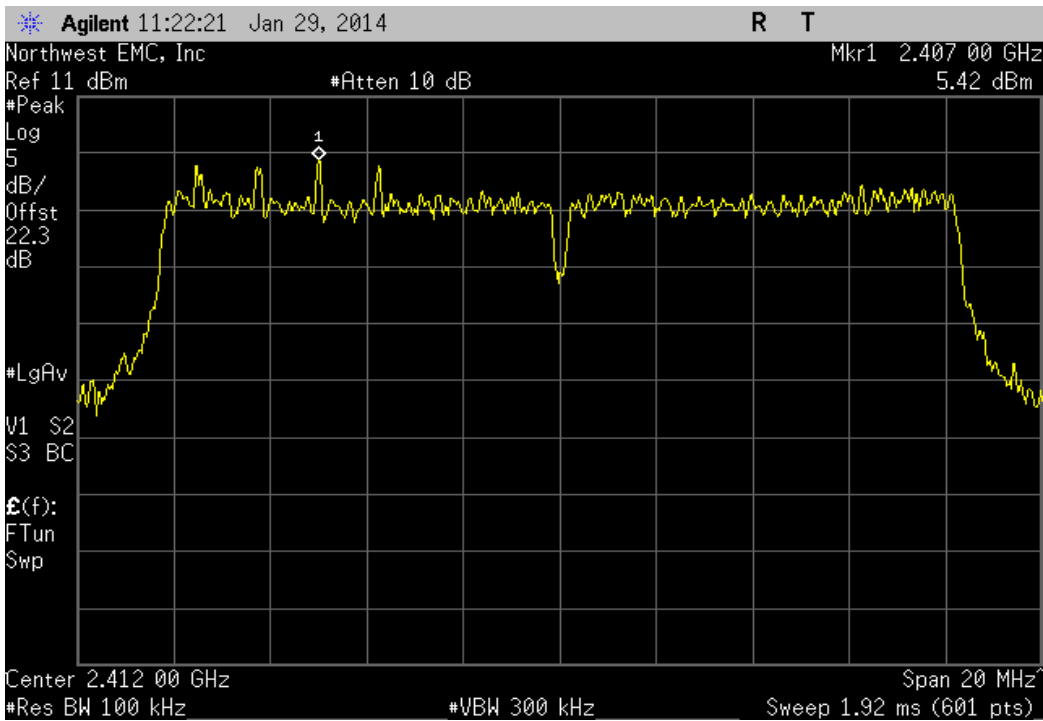
2400 MHz - 2483.5 MHz Band, 802.11(b) 11 Mbps, Mid Channel 6, 2437 MHz						
	Value	dBm/100kHz	To dBm/3kHz	Value	Limit	Result
	9.375	-15.2		-5.825	8	Pass



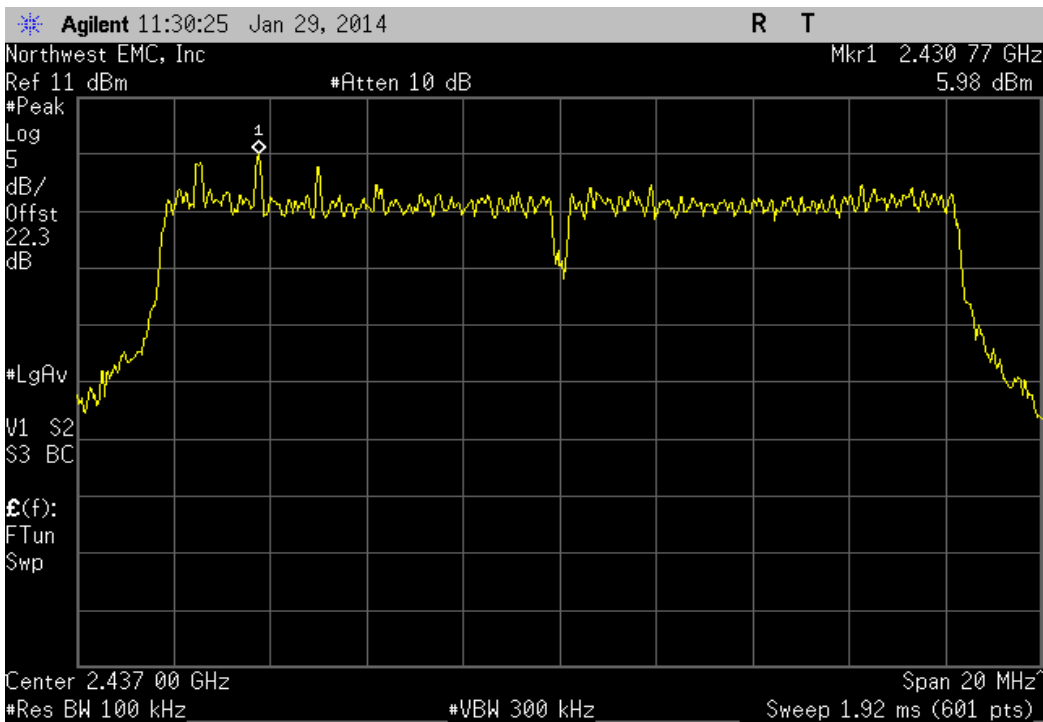
2400 MHz - 2483.5 MHz Band, 802.11(b) 11 Mbps, High Channel 11, 2462 MHz						
	Value	dBm/100kHz	To dBm/3kHz	Value	Limit	Result
	9.644	-15.2		-5.556	8	Pass



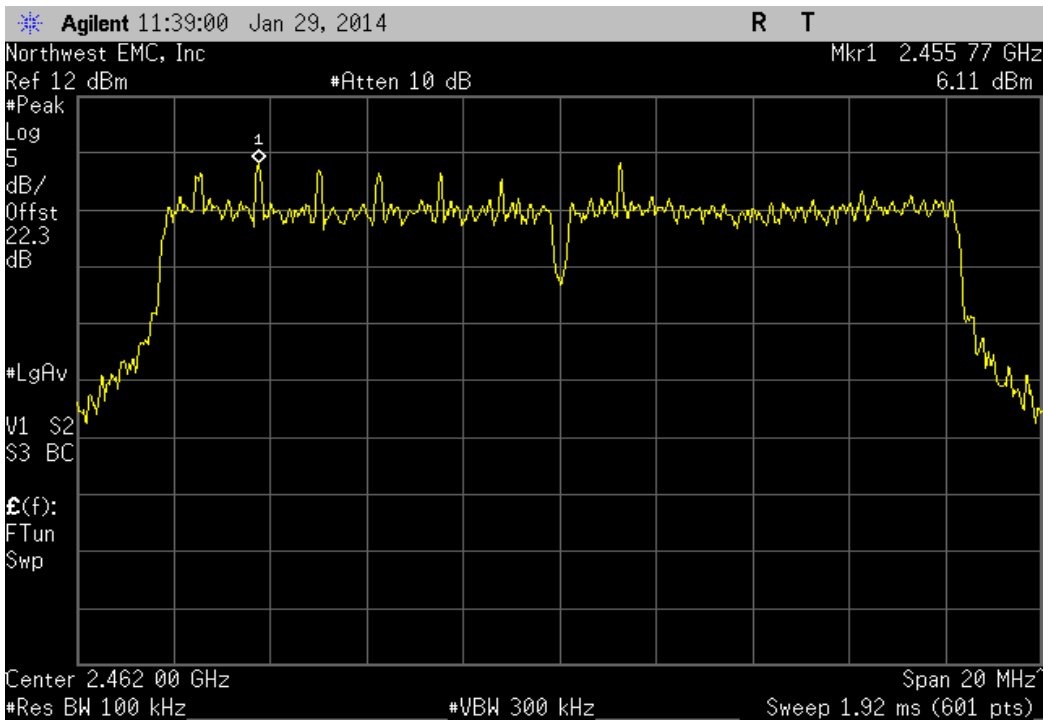
2400 MHz - 2483.5 MHz Band, 802.11(g) 6 Mbps, Low Channel 1, 2412 MHz						
	Value	dBm/100kHz	To dBm/3kHz	Value	Limit	Result
	5.416	-15.2	-9.784	8	8	Pass



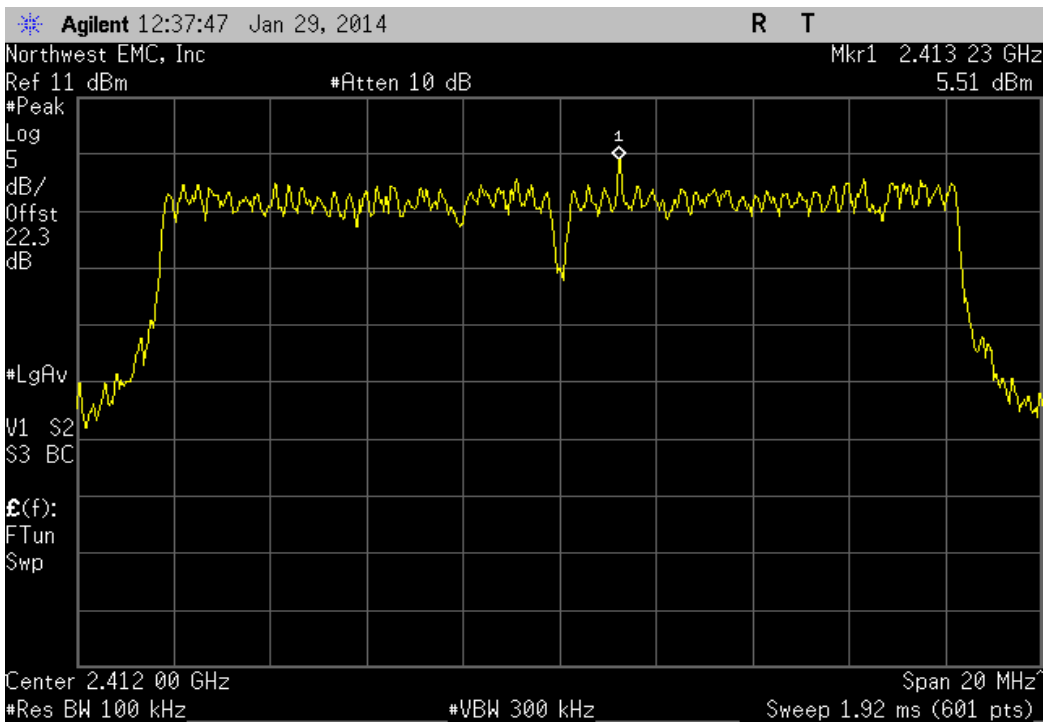
2400 MHz - 2483.5 MHz Band, 802.11(g) 6 Mbps, Mid Channel 6, 2437 MHz						
	Value	dBm/100kHz	To dBm/3kHz	Value	Limit	Result
	5.982	-15.2	-9.218	8	8	Pass



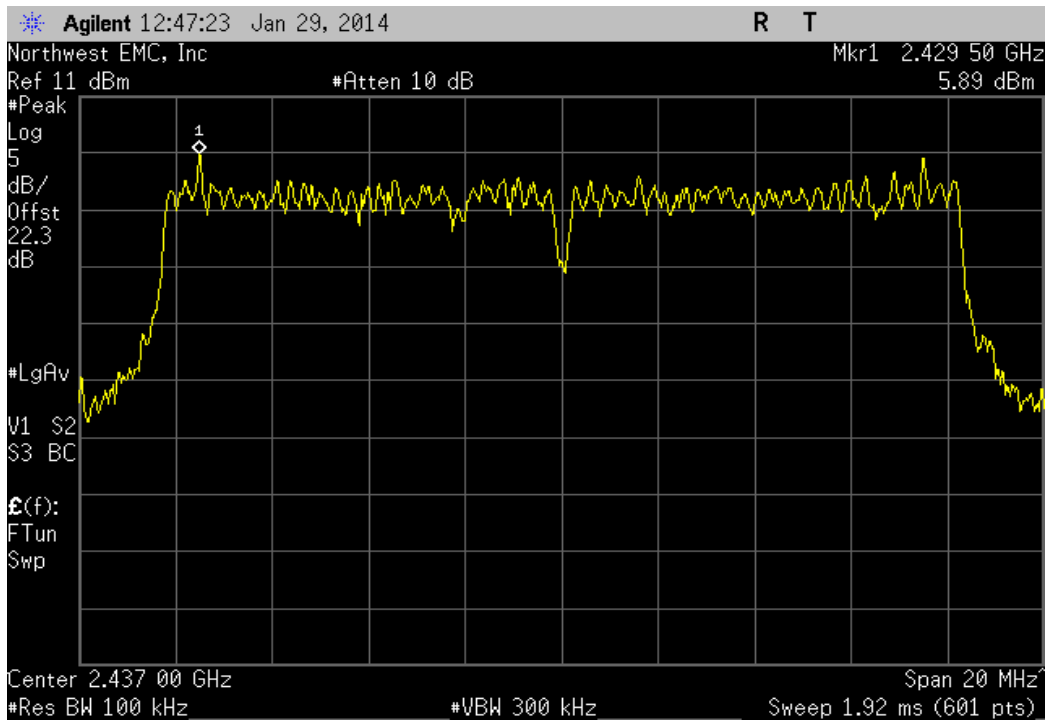
2400 MHz - 2483.5 MHz Band, 802.11(g) 6 Mbps, High Channel 11, 2462 MHz						
	Value	dBm/100kHz	Value	Limit		
	dBm/100kHz	To dBm/3kHz	dBm/3kHz	dBm/3kHz	Result	
	6.11	-15.2	-9.09	8	Pass	



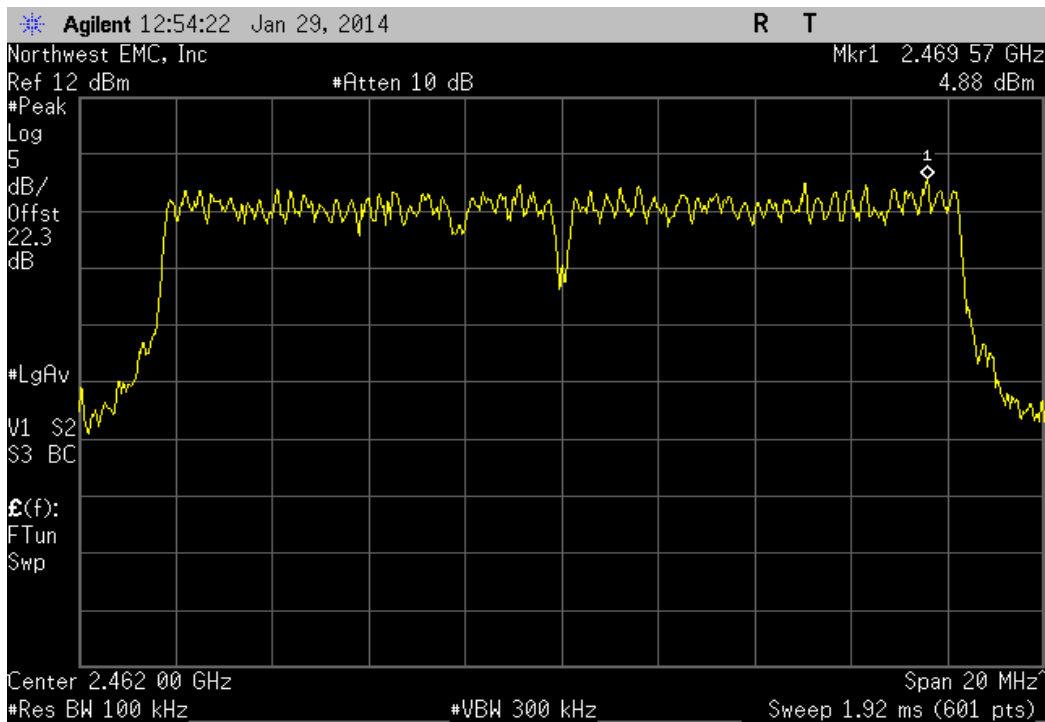
2400 MHz - 2483.5 MHz Band, 802.11(g) 36 Mbps, Low Channel 1, 2412 MHz						
	Value	dBm/100kHz	Value	Limit		
	dBm/100kHz	To dBm/3kHz	dBm/3kHz	dBm/3kHz	Result	
	5.511	-15.2	-9.689	8	Pass	



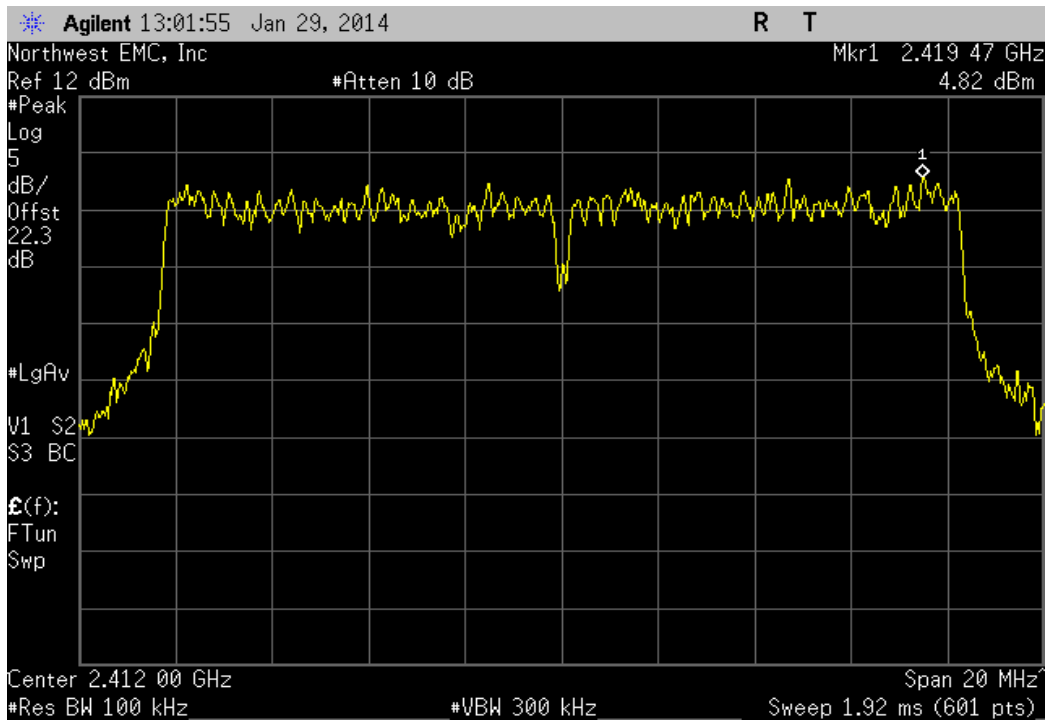
2400 MHz - 2483.5 MHz Band, 802.11(g) 36 Mbps, Mid Channel 6, 2437 MHz						
	Value	dBm/100kHz	Value	Limit		
	dBm/100kHz	To dBm/3kHz	dBm/3kHz	dBm/3kHz	Result	
	5.895	-15.2	-9.305	8	Pass	



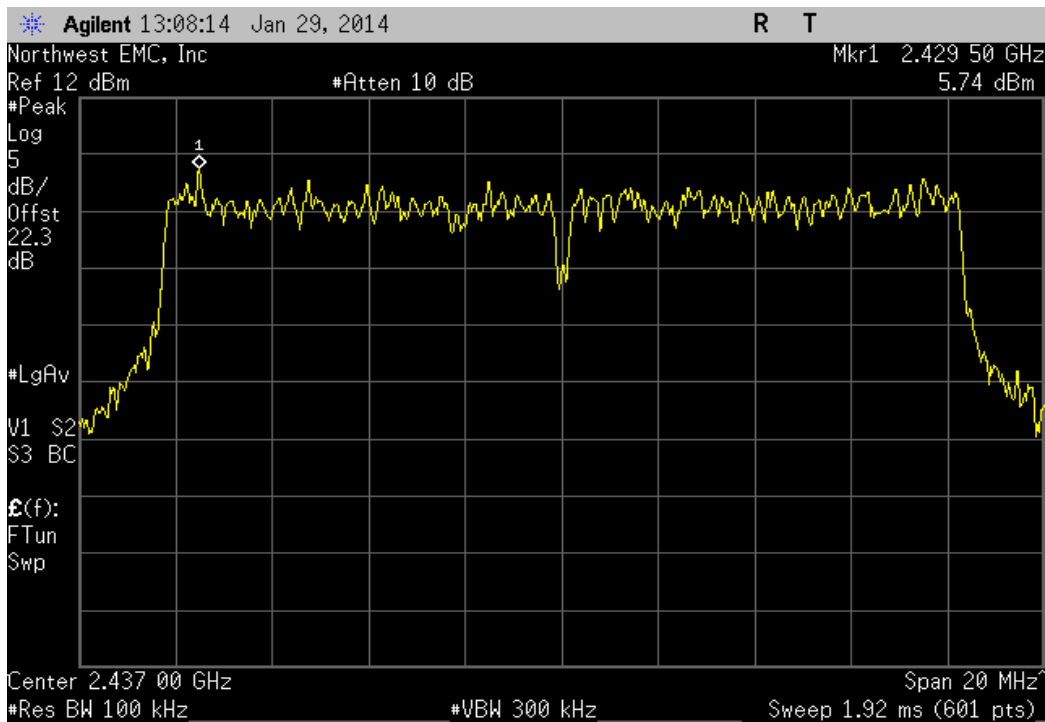
2400 MHz - 2483.5 MHz Band, 802.11(g) 36 Mbps, High Channel 11, 2462 MHz						
	Value	dBm/100kHz	Value	Limit		
	dBm/100kHz	To dBm/3kHz	dBm/3kHz	dBm/3kHz	Result	
	4.879	-15.2	-10.321	8	Pass	



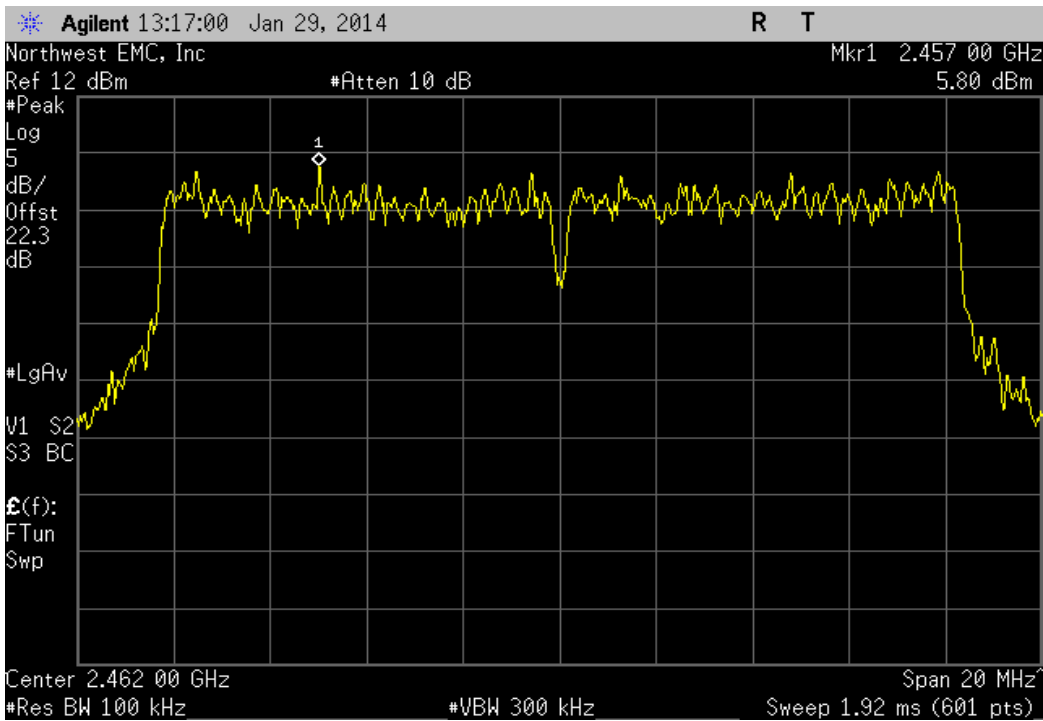
2400 MHz - 2483.5 MHz Band, 802.11(g) 54 Mbps, Low Channel 1, 2412 MHz						
	Value	dBm/100kHz	To dBm/3kHz	Value	Limit	Result
	4.82	-15.2	-10.38	8		Pass



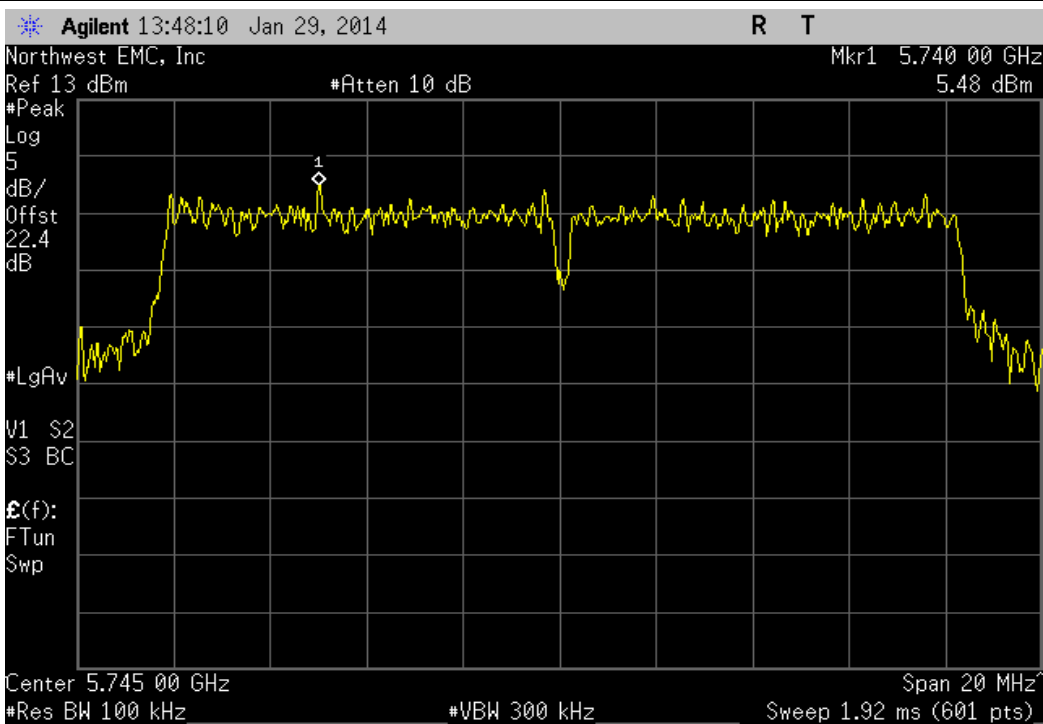
2400 MHz - 2483.5 MHz Band, 802.11(g) 54 Mbps, Mid Channel 6, 2437 MHz						
	Value	dBm/100kHz	To dBm/3kHz	Value	Limit	Result
	5.739	-15.2	-9.461	8		Pass



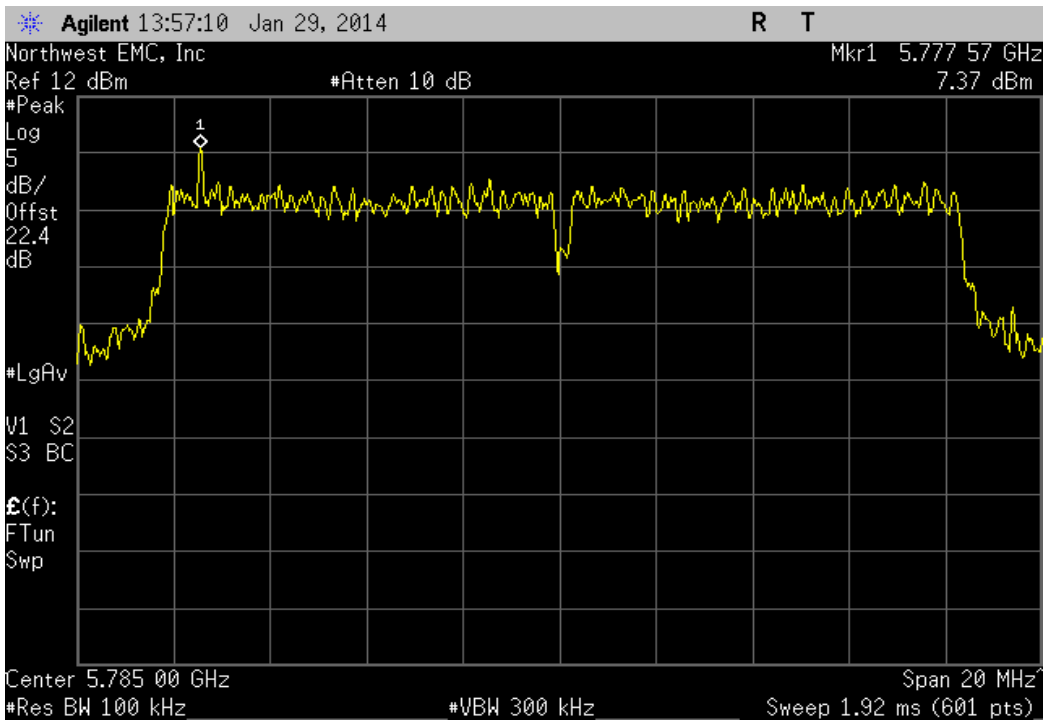
2400 MHz - 2483.5 MHz Band, 802.11(g) 54 Mbps, High Channel 11, 2462 MHz						
	Value	dBm/100kHz	To dBm/3kHz	Value	Limit	Result
		5.803	-15.2	-9.397	8	Pass



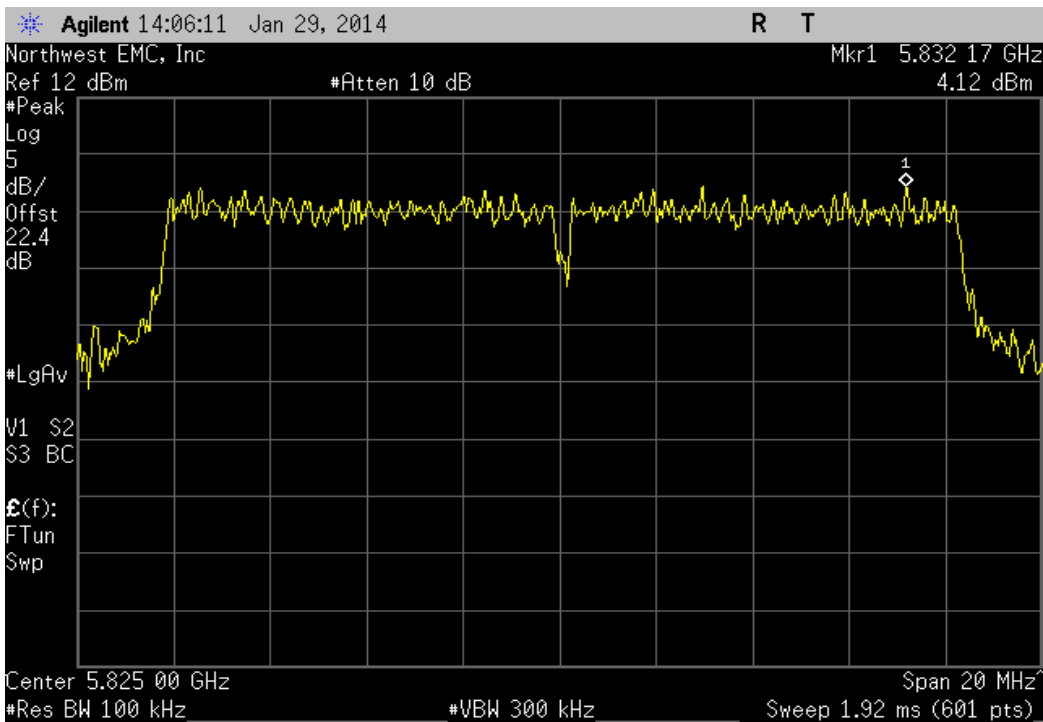
5725 MHz - 5850 MHz Band, 802.11(a) 6 Mbps, Low Channel 149, 5745 MHz						
	Value	dBm/100kHz	To dBm/3kHz	Value	Limit	Result
		5.479	-15.2	-9.721	8	Pass



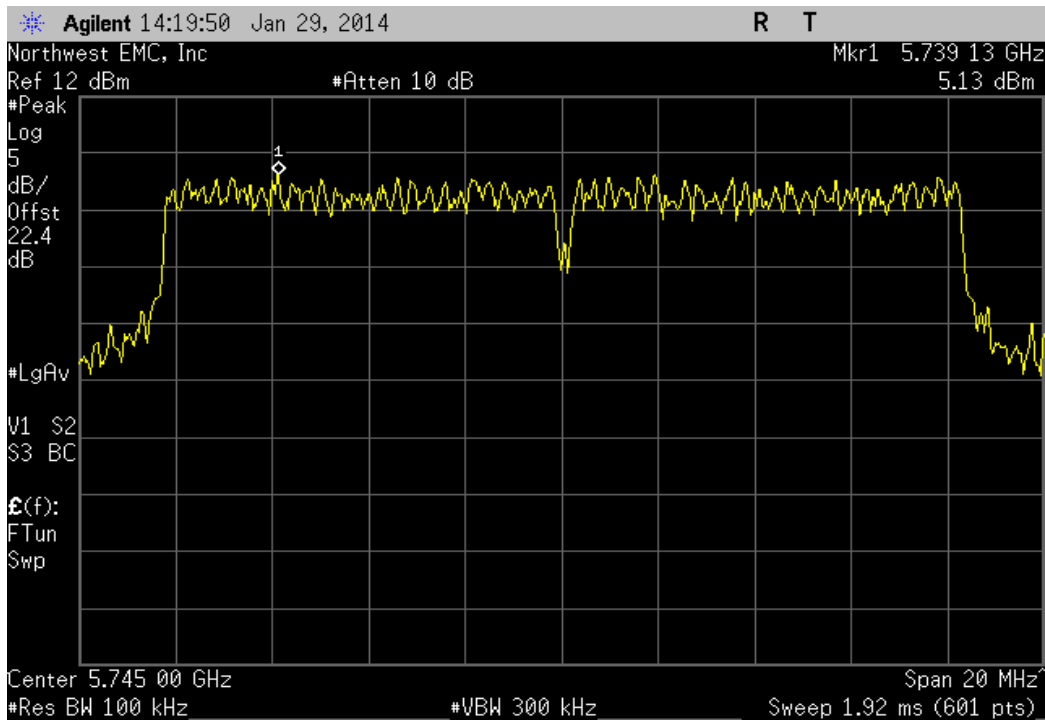
5725 MHz - 5850 MHz Band, 802.11(a) 6 Mbps, Mid Channel 157, 5785 MHz						
	Value	dBm/100kHz	Value	Limit		
	dBm/100kHz	To dBm/3kHz	dBm/3kHz	dBm/3kHz	Result	
	7.373	-15.2	-7.827	8	Pass	



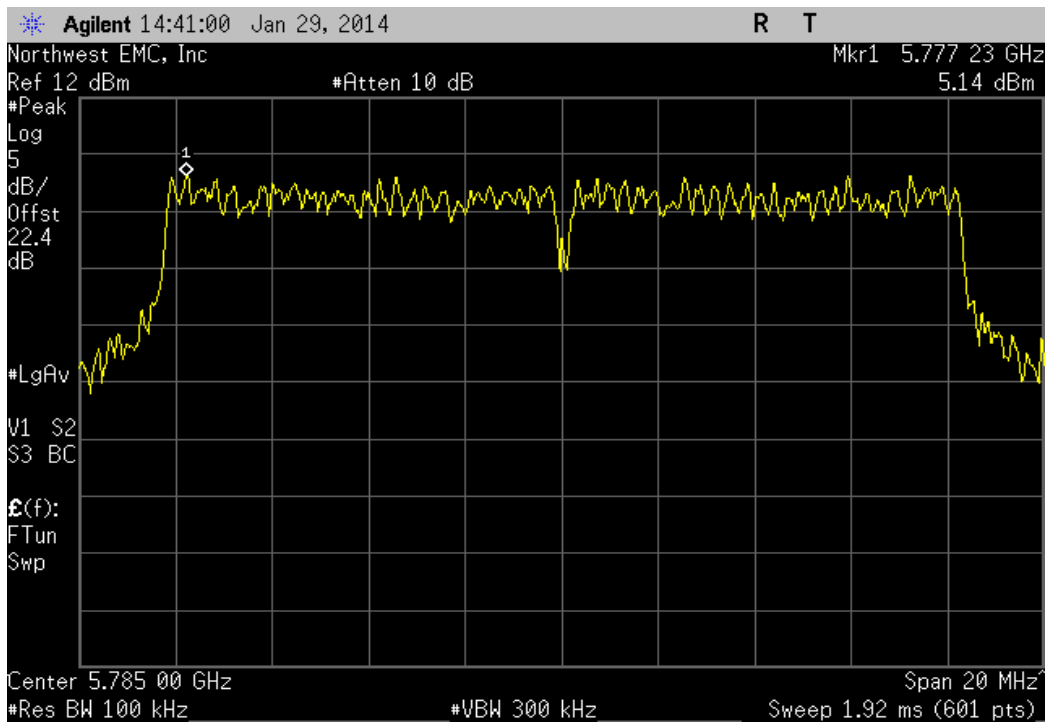
5725 MHz - 5850 MHz Band, 802.11(a) 6 Mbps, High Channel 165, 5825 MHz						
	Value	dBm/100kHz	Value	Limit		
	dBm/100kHz	To dBm/3kHz	dBm/3kHz	dBm/3kHz	Result	
	4.124	-15.2	-11.076	8	Pass	



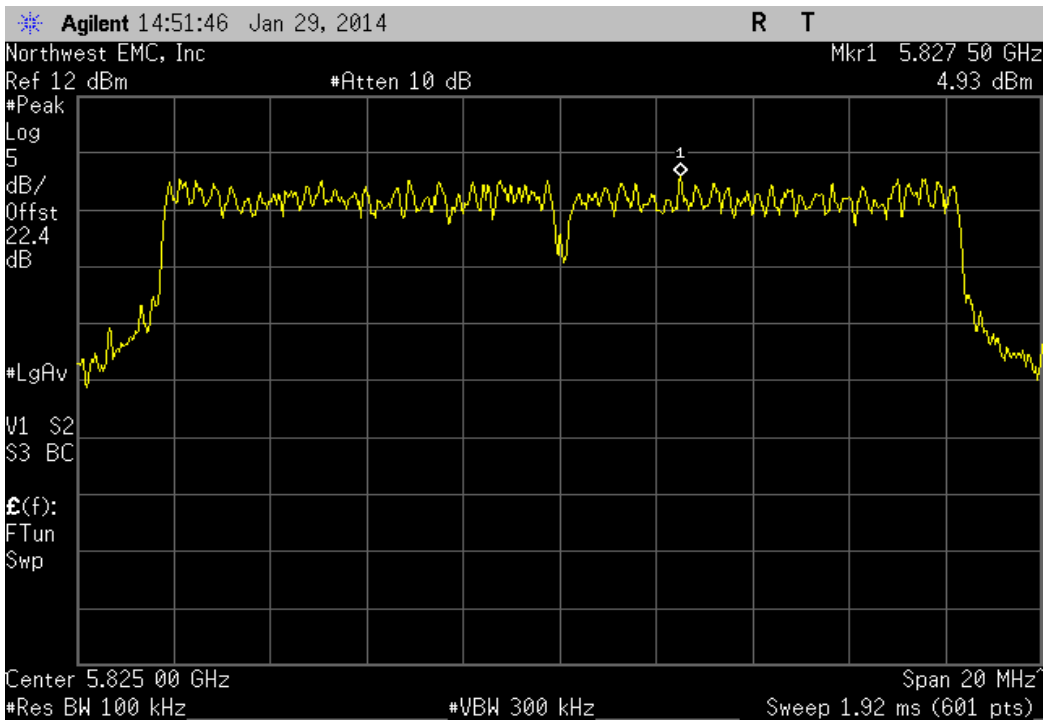
5725 MHz - 5850 MHz Band, 802.11(a) 36 Mbps, Low Channel 149, 5745 MHz						
	Value	dBm/100kHz	Value	Limit		
	dBm/100kHz	To dBm/3kHz	dBm/3kHz	dBm/3kHz	Result	
	5.129	-15.2	-10.071	8	Pass	



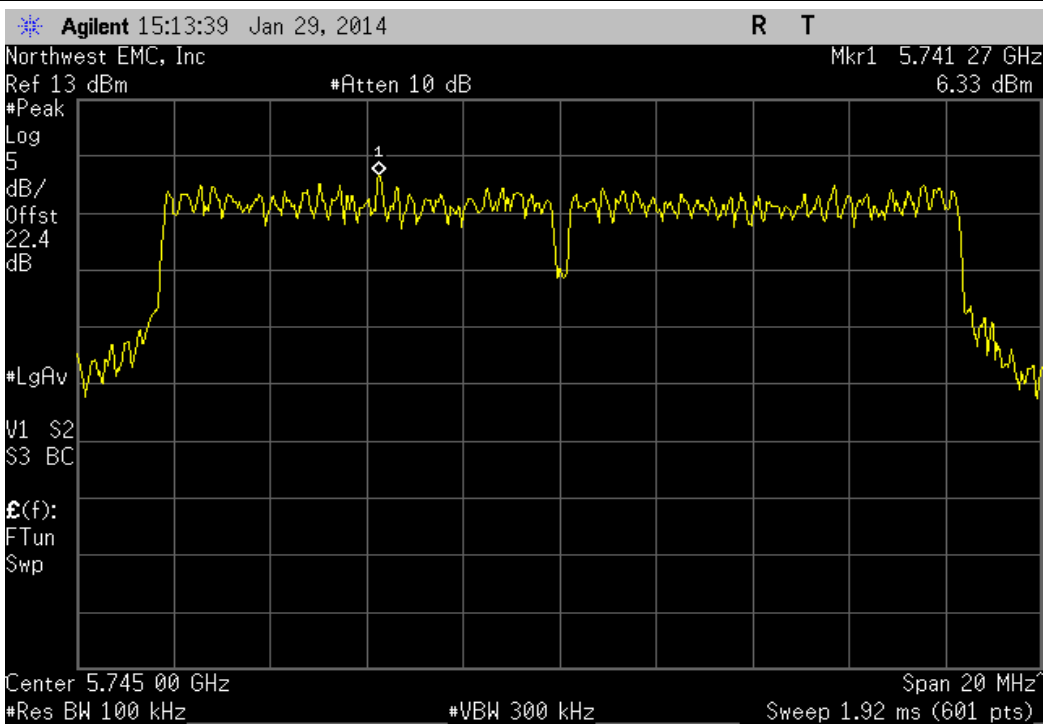
5725 MHz - 5850 MHz Band, 802.11(a) 36 Mbps, Mid Channel 157, 5785 MHz						
	Value	dBm/100kHz	Value	Limit		
	dBm/100kHz	To dBm/3kHz	dBm/3kHz	dBm/3kHz	Result	
	5.135	-15.2	-10.065	8	Pass	



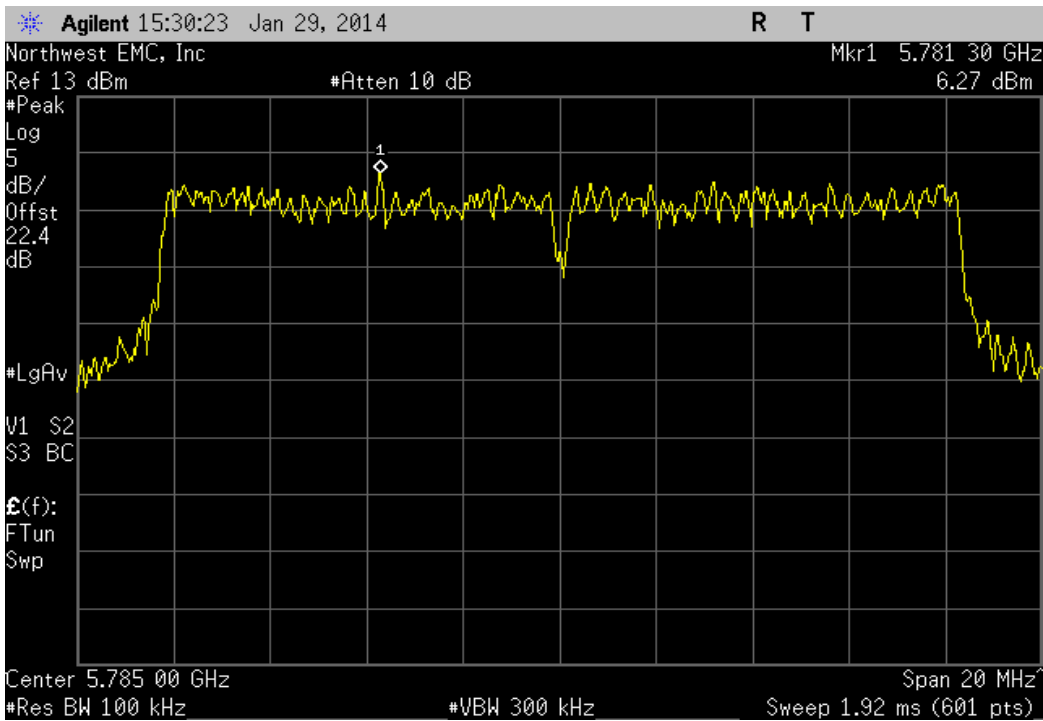
5725 MHz - 5850 MHz Band, 802.11(a) 36 Mbps, High Channel 165, 5825 MHz						
	Value	dBm/100kHz	Value	Limit		
	dBm/100kHz	To dBm/3kHz	dBm/3kHz	dBm/3kHz	Result	
	4.93	-15.2	-10.27	8	Pass	



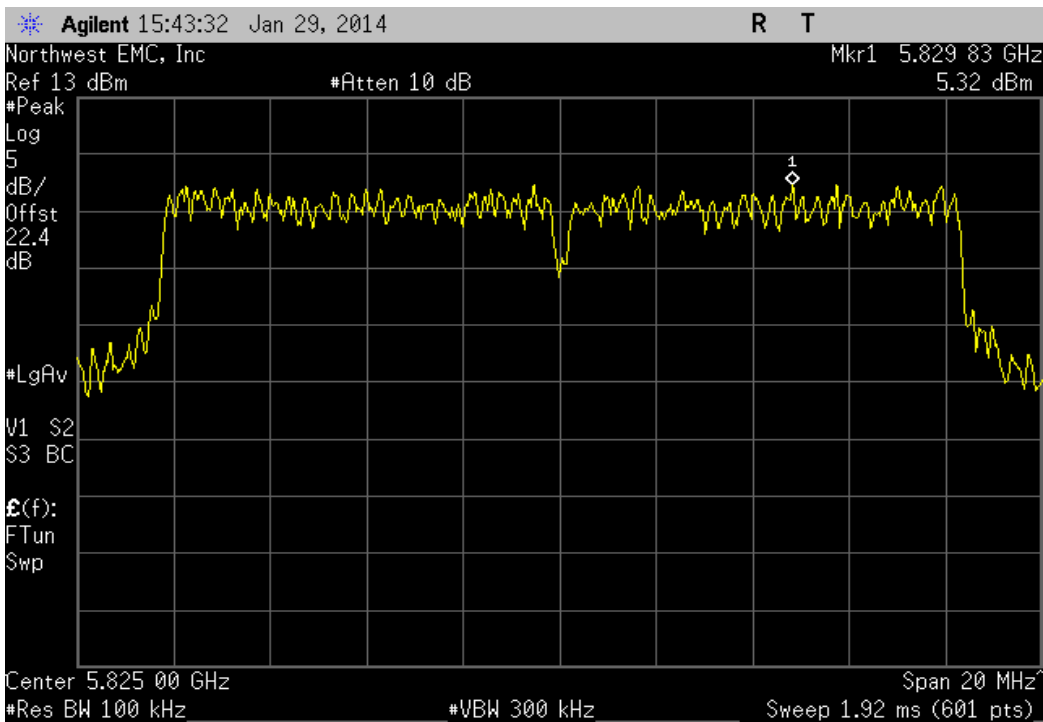
5725 MHz - 5850 MHz Band, 802.11(a) 54 Mbps, Low Channel 149, 5745 MHz						
	Value	dBm/100kHz	Value	Limit		
	dBm/100kHz	To dBm/3kHz	dBm/3kHz	dBm/3kHz	Result	
	6.333	-15.2	-8.867	8	Pass	



5725 MHz - 5850 MHz Band, 802.11(a) 54 Mbps, Mid Channel 157, 5785 MHz						
	Value	dBm/100kHz	Value	Limit		
	dBm/100kHz	To dBm/3kHz	dBm/3kHz	dBm/3kHz	Result	
	6.271	-15.2	-8.929	8	Pass	



5725 MHz - 5850 MHz Band, 802.11(a) 54 Mbps, High Channel 165, 5825 MHz						
	Value	dBm/100kHz	Value	Limit		
	dBm/100kHz	To dBm/3kHz	dBm/3kHz	dBm/3kHz	Result	
	5.322	-15.2	-9.878	8	Pass	



DUTY CYCLE

Testing was performed using the mode(s) of operation and configuration(s) noted within the report. The individuals and/or the organization requesting the test provided the modes, configurations and settings used to complete the evaluation. The actual test parameters are specified in the test data, this includes items such as investigated frequency range (scanned) and test levels. The testing methods and performance specifications, as well as the test site used for the evaluation are indicated in the test data.

TEST EQUIPMENT

Description	Manufacturer	Model	ID	Last Cal.	Interval (mos)
Spectrum Analyzer	Agilent	E4446A	AAV	2/22/2013	24
OC13 Cables	Fairview Microwave	SCA1814-0101-120	OCZ	NCR	0
Attenuator, 20db, 'SMA'	Weinschel Corp	4H-20	AWB	6/7/2013	12
40GHz DC Block	Miteq	DCB4000	AMD	5/16/2013	12
Power Meter	Hewlett Packard	E4418A	SPA	4/11/2012	24
Power Sensor	Agilent	E4412A	SQE	4/11/2012	24
Signal Generator	Agilent	E8257D	TGU	2/1/2012	36

TEST DESCRIPTION

The Duty Cycle (x) of the single channel operation of the radio as controlled by the provided test software was measured for each of the EUT operating modes.

The measurements were made using a zero span on the spectrum analyzer to see the pulses in the time domain. The transmit power was set to its default maximum. A direct connection was made between the RF output of the EUT and a spectrum analyzer. Attenuation and a DC block were used.

The duty cycle was calculated by dividing the transmission pulse duration (T) by the total period of a single on and total off time.

If the transmit duty cycle < 98 percent, burst gating was used during some of the other tests in this report to only measure during the burst duration.



DUTY CYCLE

EUT: RAD7A/Radical 7 V2		Work Order: MASI0151
Serial Number: 1000000349		Date: 01/29/14
Customer: Masimo Corporation		Temperature: 24.3°C
Attendees: Mike Clark		Humidity: 41%
Project: None		Barometric Pres.: 1011
Tested by: Jaemi Suh		Power: Battery
		Job Site: OC13
TEST SPECIFICATIONS		Test Method
FCC 15.247:2014		ANSI C63.10:2009

COMMENTS

TX Power set to 90.
Radio=36235 Rev. A to p/n: 24514
Radio chip=24412 Rev B to p/n: 24412

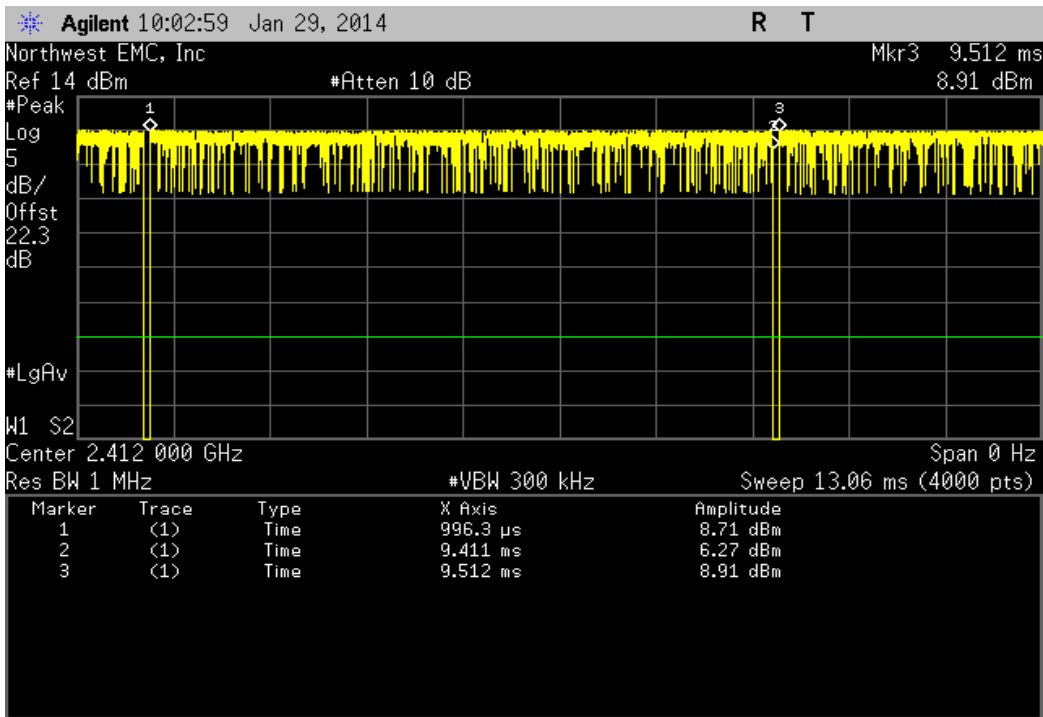
DEVIATIONS FROM TEST STANDARD

None

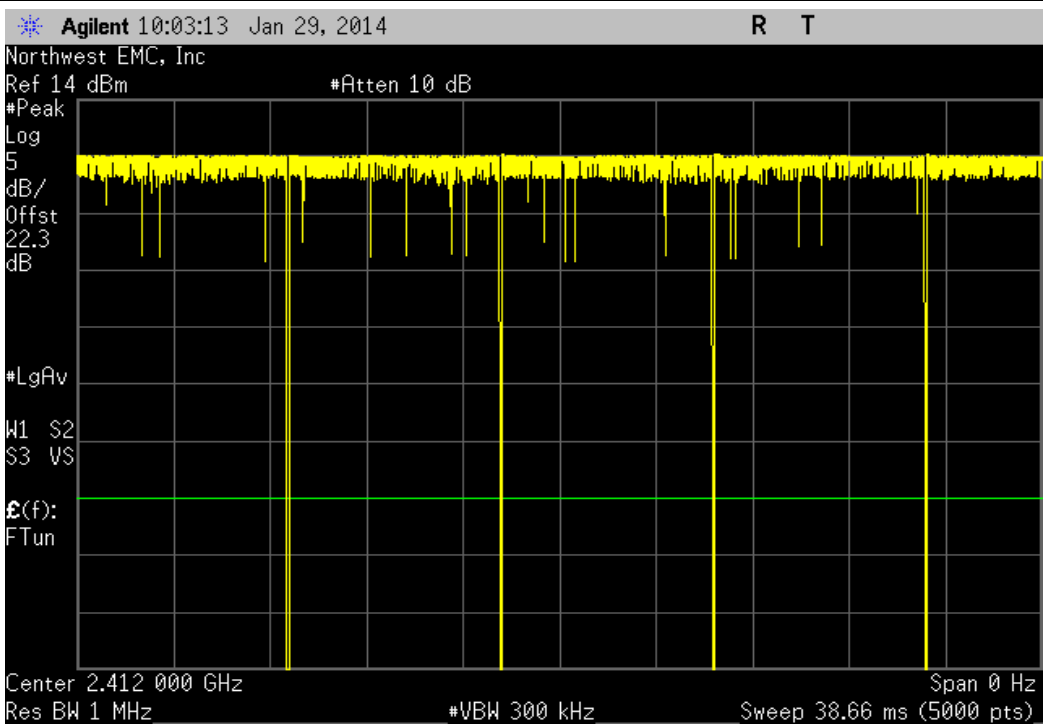
Configuration #	1	Signature
-----------------	---	-----------

	Pulse Width	Period	Number of Pulses	Value (%)	Limit	Result
2400 MHz - 2483.5 MHz Band						
#802.11(b) 1 Mbps						
Low Channel 1, 2412 MHz	8.415 mS	8.516 mS	1	98.8	N/A	N/A
Low Channel 1, 2412 MHz	N/A	N/A	5	N/A	N/A	N/A
Mid Channel 6, 2437 MHz	8.415 mS	8.516 mS	1	98.8	N/A	N/A
Mid Channel 6, 2437 MHz	N/A	N/A	6	N/A	N/A	N/A
High Channel 11, 2462 MHz	8.415 mS	8.516 mS	1	98.8	N/A	N/A
High Channel 11, 2462 MHz	N/A	N/A	6	N/A	N/A	N/A
#802.11(b) 11 Mbps						
Low Channel 1, 2412 MHz	841.8 uS	943 uS	1	89.3	N/A	N/A
Low Channel 1, 2412 MHz	N/A	N/A	5	N/A	N/A	N/A
Mid Channel 6, 2437 MHz	841.8 uS	943 uS	1	89.3	N/A	N/A
Mid Channel 6, 2437 MHz	N/A	N/A	5	N/A	N/A	N/A
High Channel 11, 2462 MHz	841.8 uS	943 uS	1	89.3	N/A	N/A
High Channel 11, 2462 MHz	N/A	N/A	5	N/A	N/A	N/A
#802.11(g) 6 Mbps						
Low Channel 1, 2412 MHz	1.388 mS	1.494 mS	1	92.9	N/A	N/A
Low Channel 1, 2412 MHz	N/A	N/A	5	N/A	N/A	N/A
Mid Channel 6, 2437 MHz	1.388 mS	1.496 mS	1	92.8	N/A	N/A
Mid Channel 6, 2437 MHz	N/A	N/A	5	N/A	N/A	N/A
High Channel 11, 2462 MHz	1.39 mS	1.496 mS	1	92.9	N/A	N/A
High Channel 11, 2462 MHz	N/A	N/A	5	N/A	N/A	N/A
#802.11(g) 36 Mbps						
Low Channel 1, 2412 MHz	244 uS	351 uS	1	69.5	N/A	N/A
Low Channel 1, 2412 MHz	N/A	N/A	5	N/A	N/A	N/A
Mid Channel 6, 2437 MHz	244 uS	352 uS	1	69.3	N/A	N/A
Mid Channel 6, 2437 MHz	N/A	N/A	5	N/A	N/A	N/A
High Channel 11, 2462 MHz	244 uS	351 uS	1	69.5	N/A	N/A
High Channel 11, 2462 MHz	N/A	N/A	5	N/A	N/A	N/A
#802.11(g) 54 Mbps						
Low Channel 1, 2412 MHz	169 uS	276 uS	1	61.2	N/A	N/A
Low Channel 1, 2412 MHz	N/A	N/A	5	N/A	N/A	N/A
Mid Channel 6, 2437 MHz	169 uS	276 uS	1	61.2	N/A	N/A
Mid Channel 6, 2437 MHz	N/A	N/A	5	N/A	N/A	N/A
High Channel 11, 2462 MHz	168 uS	275 uS	1	61.1	N/A	N/A
High Channel 11, 2462 MHz	N/A	N/A	5	N/A	N/A	N/A
5725 MHz - 5850 MHz Band						
#802.11(a) 6 Mbps						
Low Channel 149, 5745 MHz	1.388 mS	1.494 mS	1	92.9	N/A	N/A
Low Channel 149, 5745 MHz	N/A	N/A	5	N/A	N/A	N/A
Mid Channel 157, 5785 MHz	1.388 mS	1.494 mS	1	92.9	N/A	N/A
Mid Channel 157, 5785 MHz	N/A	N/A	5	N/A	N/A	N/A
High Channel 165, 5825 MHz	1.388 mS	1.494 mS	1	92.9	N/A	N/A
High Channel 165, 5825 MHz	N/A	N/A	5	N/A	N/A	N/A
#802.11(a) 36 Mbps						
Low Channel 149, 5745 MHz	244 uS	350 uS	1	69.7	N/A	N/A
Low Channel 149, 5745 MHz	N/A	N/A	5	N/A	N/A	N/A
Mid Channel 157, 5785 MHz	245 uS	351 uS	1	69.8	N/A	N/A
Mid Channel 157, 5785 MHz	N/A	N/A	5	N/A	N/A	N/A
High Channel 165, 5825 MHz	244 uS	350 uS	1	69.7	N/A	N/A
High Channel 165, 5825 MHz	N/A	N/A	5	N/A	N/A	N/A
#802.11(a) 54 Mbps						
Low Channel 149, 5745 MHz	169 uS	275 uS	1	61.5	N/A	N/A
Low Channel 149, 5745 MHz	N/A	N/A	5	N/A	N/A	N/A
Mid Channel 157, 5785 MHz	169 uS	275 uS	1	61.5	N/A	N/A
Mid Channel 157, 5785 MHz	N/A	N/A	5	N/A	N/A	N/A
High Channel 165, 5825 MHz	169 uS	274 uS	1	61.7	N/A	N/A
High Channel 165, 5825 MHz	N/A	N/A	5	N/A	N/A	N/A

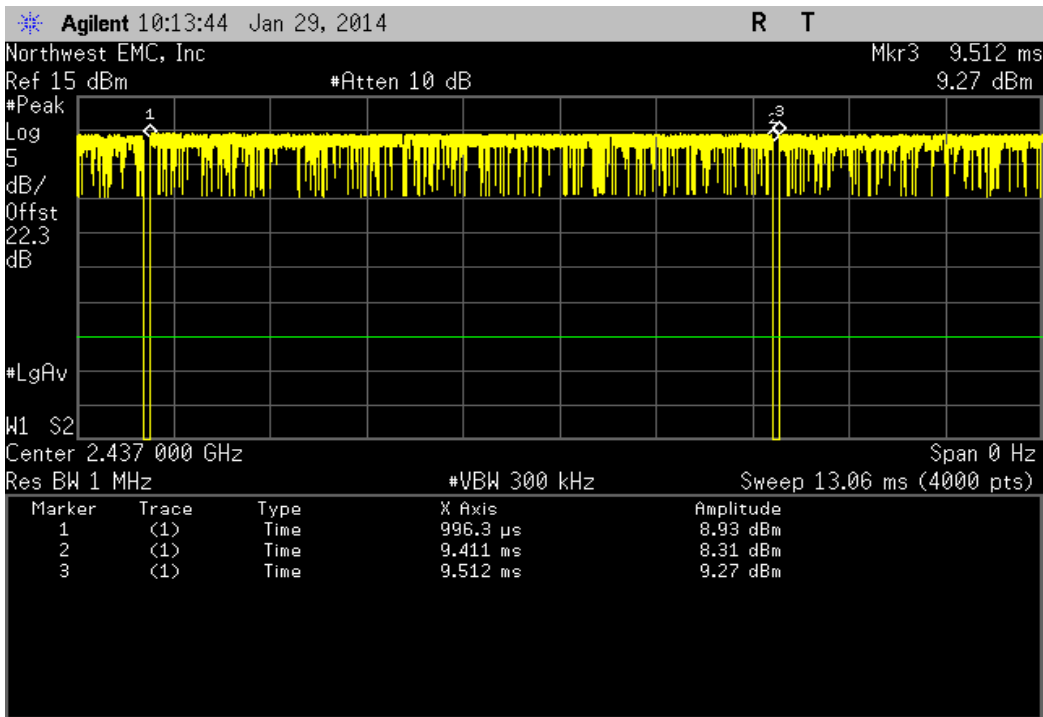
2400 MHz - 2483.5 MHz Band, 802.11(b) 1 Mbps, Low Channel 1, 2412 MHz						
Pulse Width	Period	Number of Pulses	Value (%)	Limit	Result	
8.415 mS	8.516 mS	1	98.8	N/A	N/A	



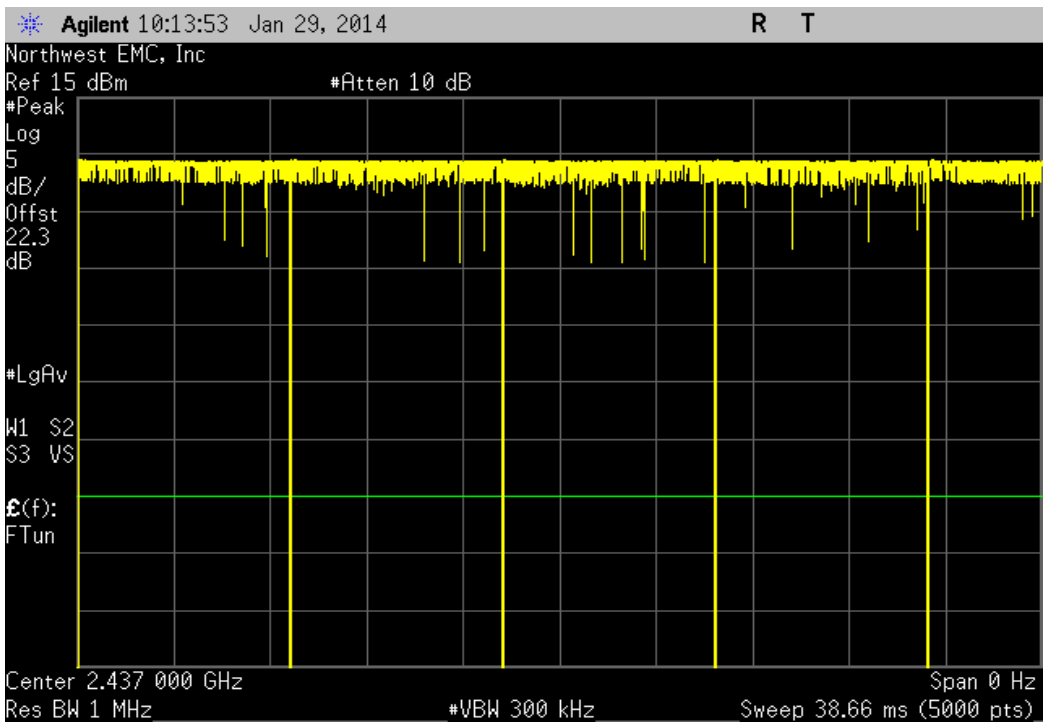
2400 MHz - 2483.5 MHz Band, 802.11(b) 1 Mbps, Low Channel 1, 2412 MHz						
Pulse Width	Period	Number of Pulses	Value (%)	Limit	Result	
N/A	N/A	5	N/A	N/A	N/A	



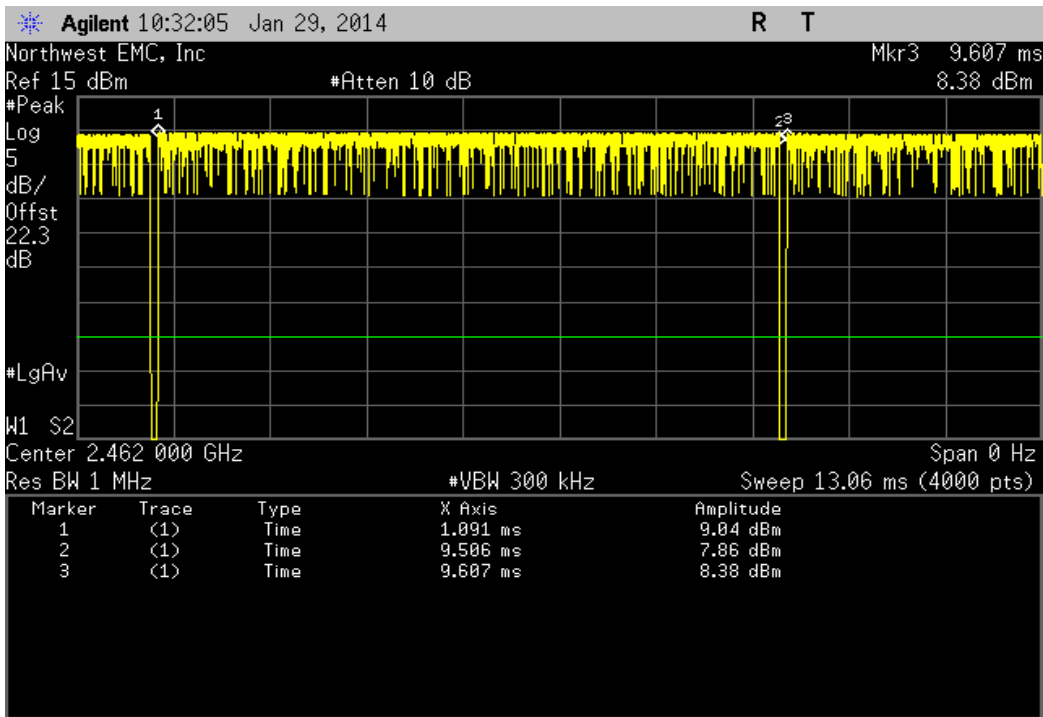
2400 MHz - 2483.5 MHz Band, 802.11(b) 1 Mbps, Mid Channel 6, 2437 MHz						
Pulse Width	Period	Number of Pulses	Value (%)	Limit	Result	
8.415 mS	8.516 mS	1	98.8	N/A	N/A	



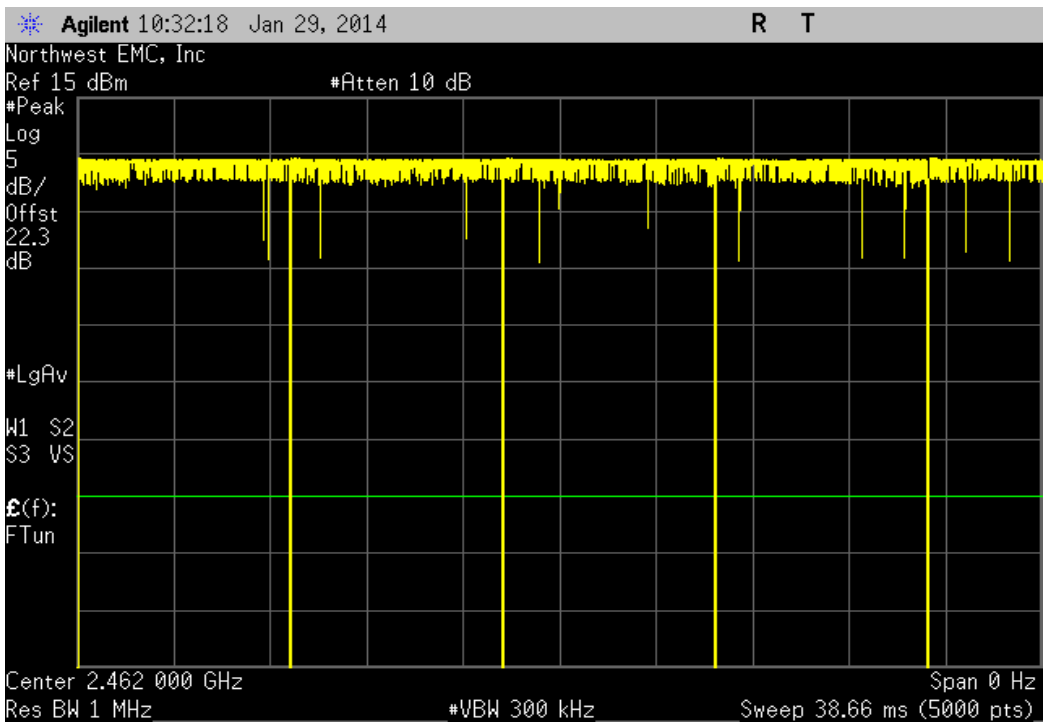
2400 MHz - 2483.5 MHz Band, 802.11(b) 1 Mbps, Mid Channel 6, 2437 MHz						
Pulse Width	Period	Number of Pulses	Value (%)	Limit	Result	
N/A	N/A	6	N/A	N/A	N/A	



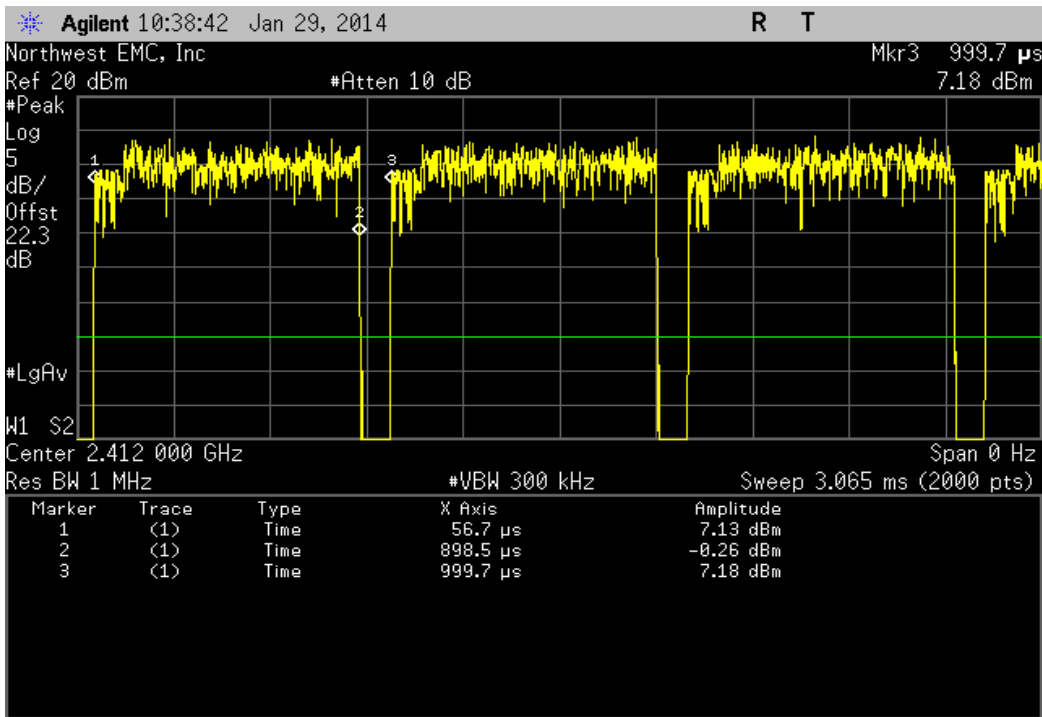
2400 MHz - 2483.5 MHz Band, 802.11(b) 1 Mbps, High Channel 11, 2462 MHz						
Pulse Width	Period	Number of Pulses	Value (%)	Limit	Result	
8.415 mS	8.516 mS	1	98.8	N/A	N/A	



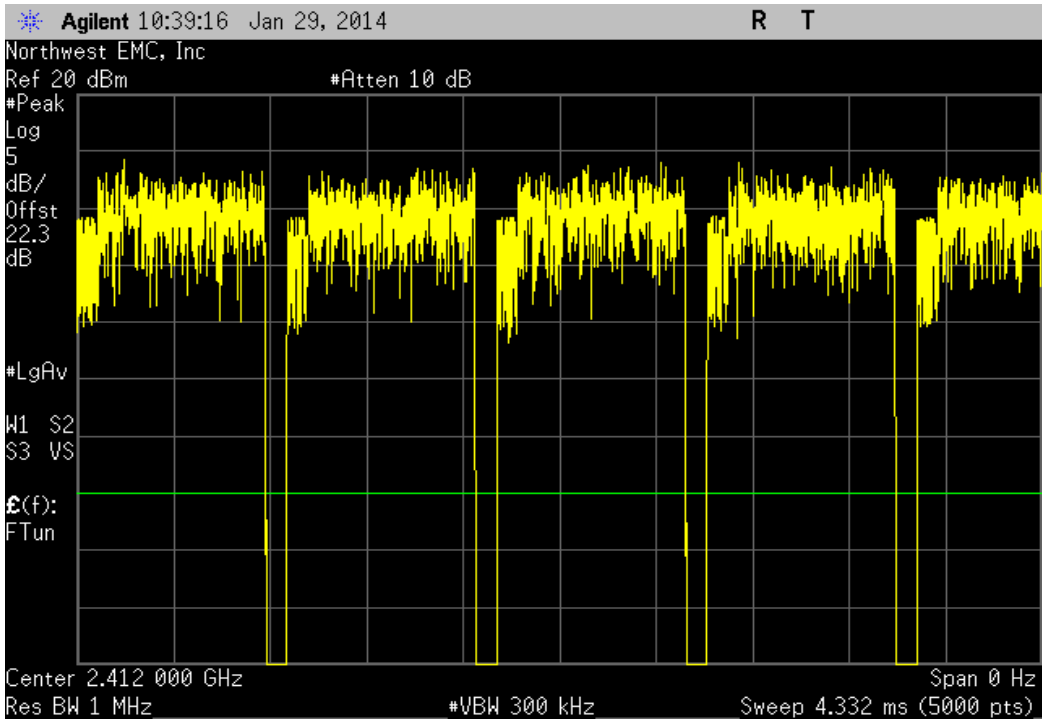
2400 MHz - 2483.5 MHz Band, 802.11(b) 1 Mbps, High Channel 11, 2462 MHz						
Pulse Width	Period	Number of Pulses	Value (%)	Limit	Result	
N/A	N/A	6	N/A	N/A	N/A	



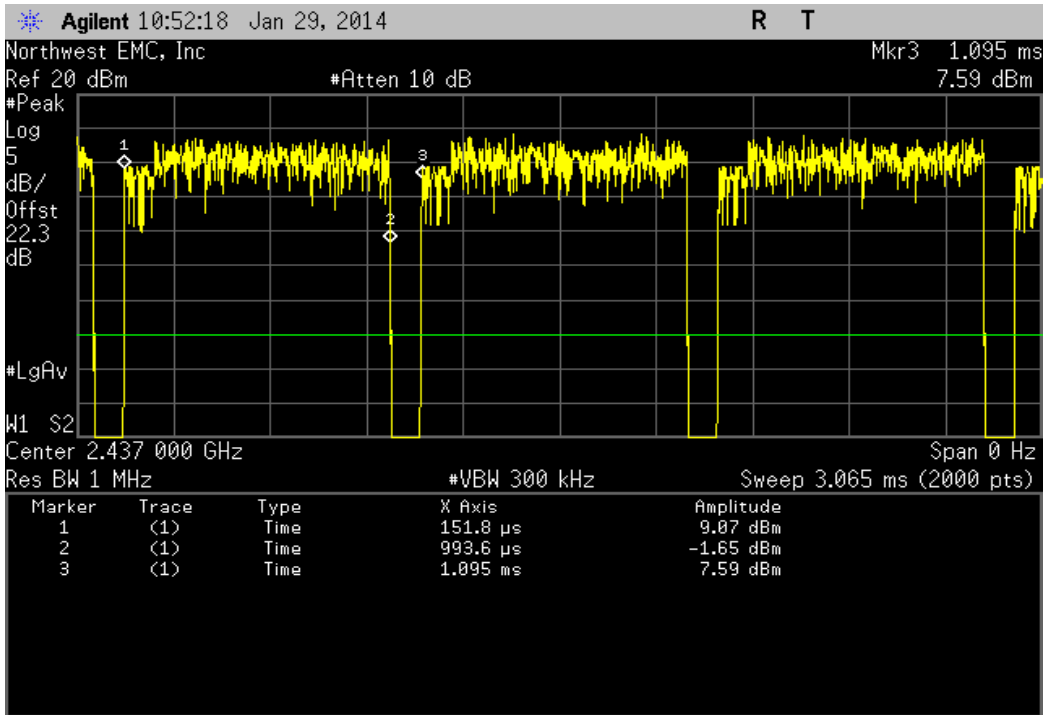
2400 MHz - 2483.5 MHz Band, 802.11(b) 11 Mbps, Low Channel 1, 2412 MHz						
Pulse Width	Period	Number of Pulses	Value (%)	Limit	Result	
841.8 uS	943 uS	1	89.3	N/A	N/A	



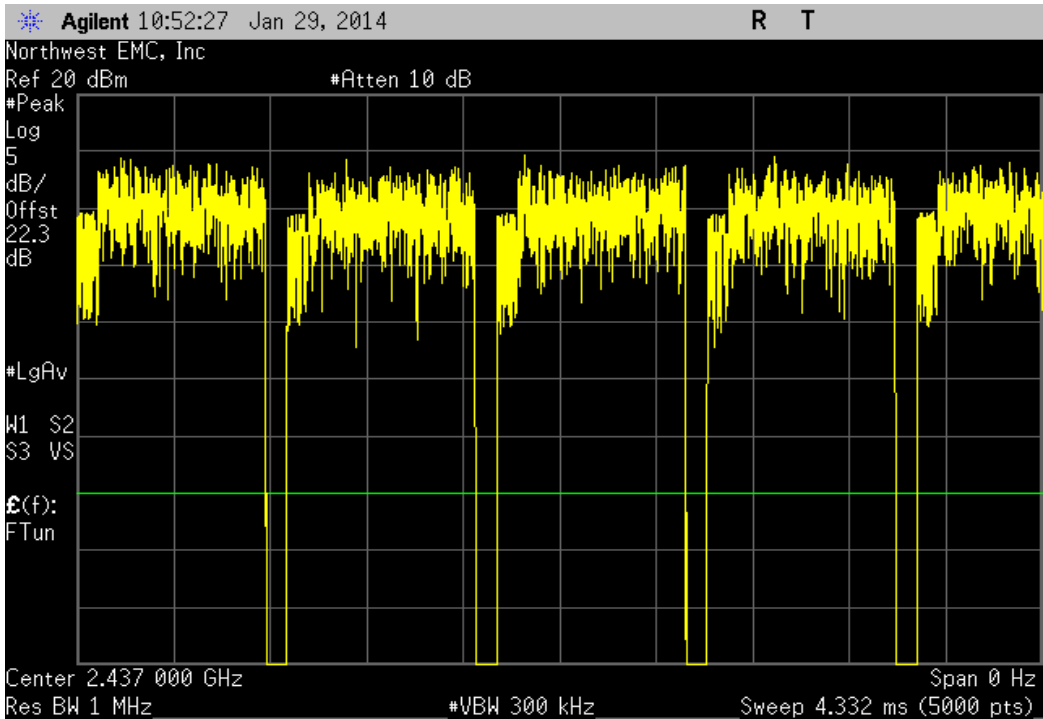
2400 MHz - 2483.5 MHz Band, 802.11(b) 11 Mbps, Low Channel 1, 2412 MHz						
Pulse Width	Period	Number of Pulses	Value (%)	Limit	Result	
N/A	N/A	5	N/A	N/A	N/A	



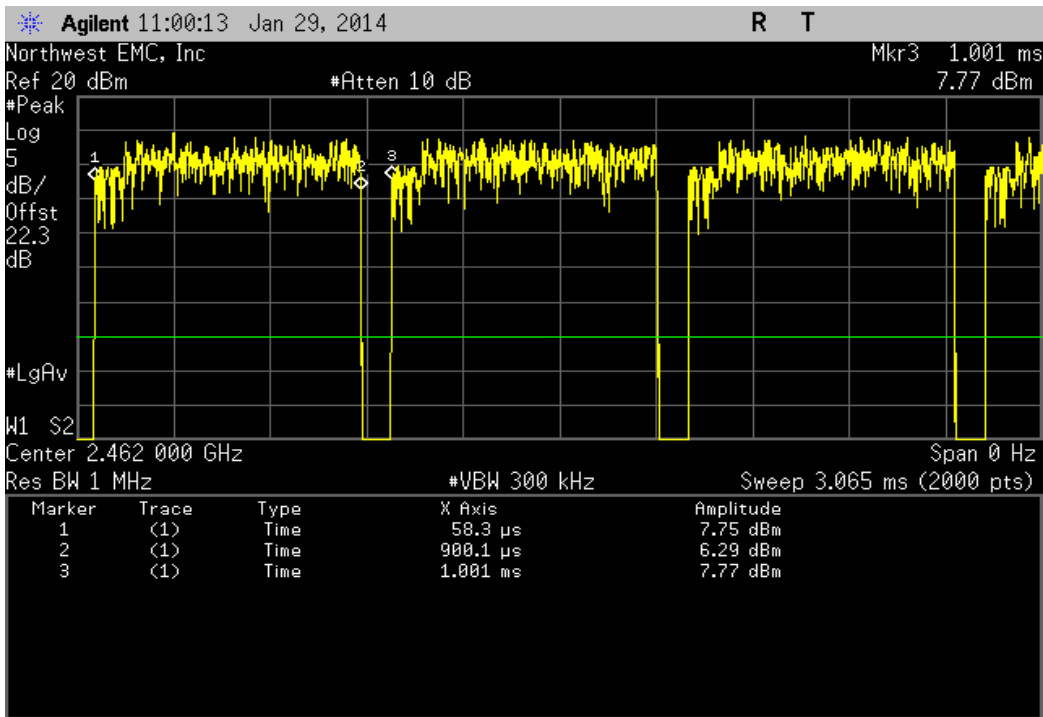
2400 MHz - 2483.5 MHz Band, 802.11(b) 11 Mbps, Mid Channel 6, 2437 MHz						
Pulse Width	Period	Number of Pulses	Value (%)	Limit	Result	
841.8 uS	943 uS	1	89.3	N/A	N/A	



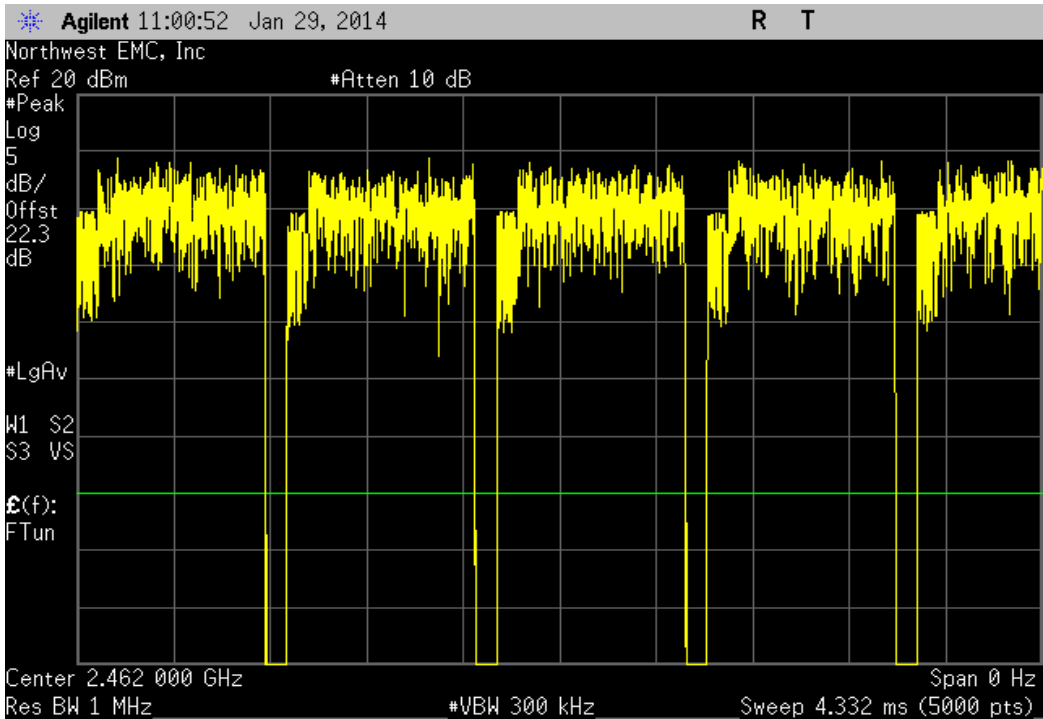
2400 MHz - 2483.5 MHz Band, 802.11(b) 11 Mbps, Mid Channel 6, 2437 MHz						
Pulse Width	Period	Number of Pulses	Value (%)	Limit	Result	
N/A	N/A	5	N/A	N/A	N/A	



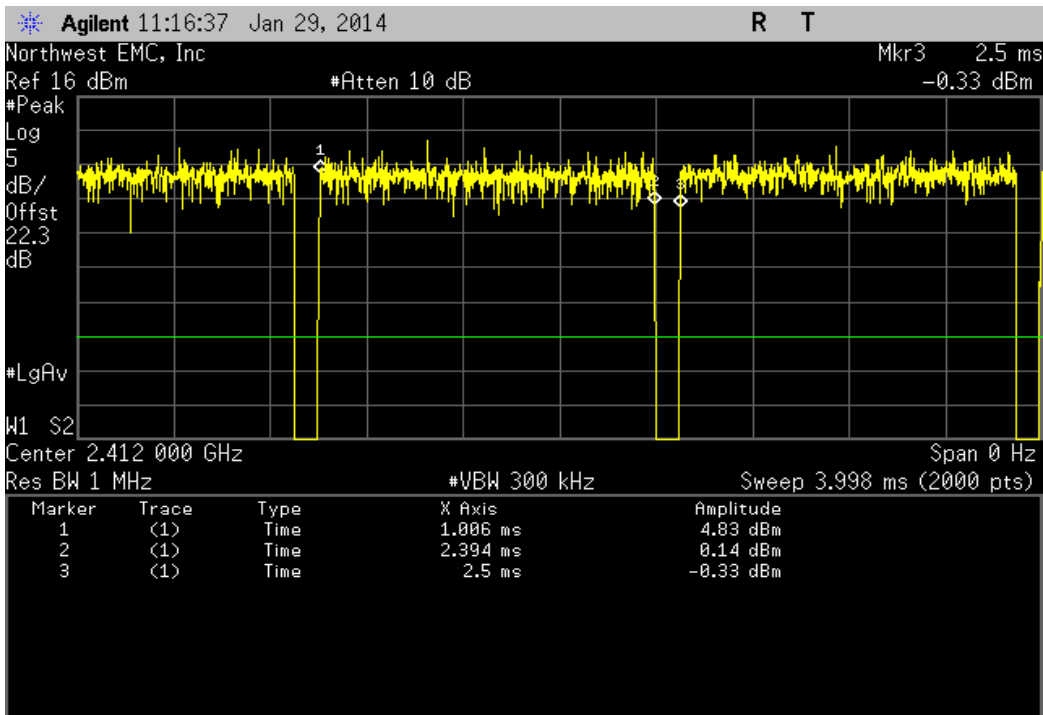
2400 MHz - 2483.5 MHz Band, 802.11(b) 11 Mbps, High Channel 11, 2462 MHz						
Pulse Width	Period	Number of Pulses	Value (%)	Limit	Result	
841.8 uS	943 uS	1	89.3	N/A	N/A	



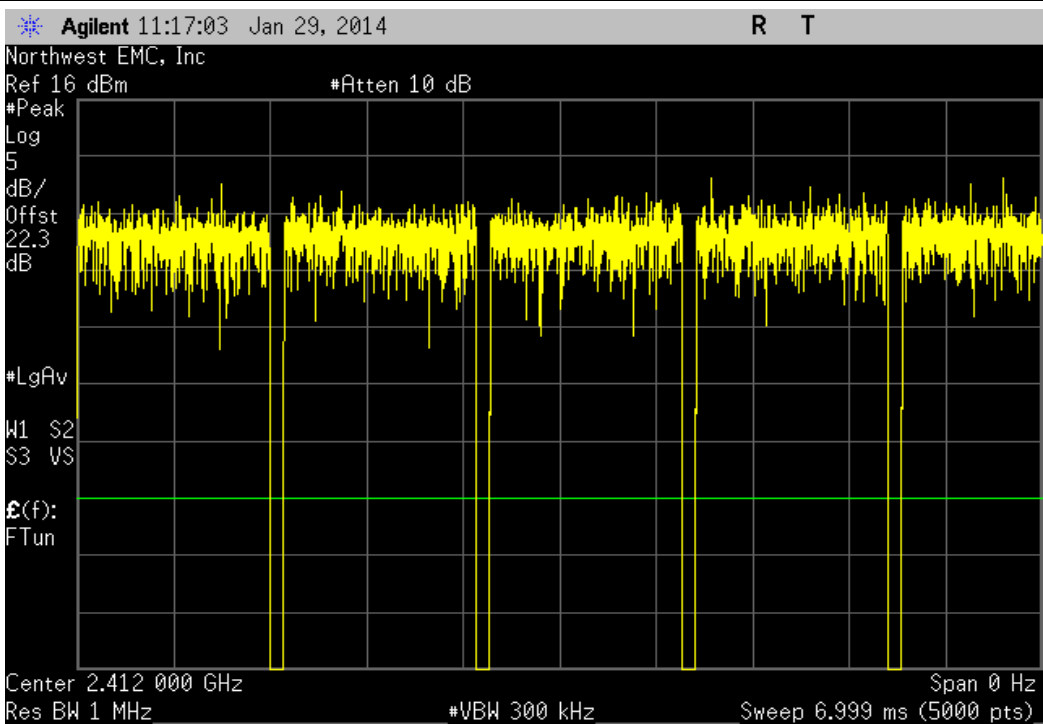
2400 MHz - 2483.5 MHz Band, 802.11(b) 11 Mbps, High Channel 11, 2462 MHz						
Pulse Width	Period	Number of Pulses	Value (%)	Limit	Result	
N/A	N/A	5	N/A	N/A	N/A	



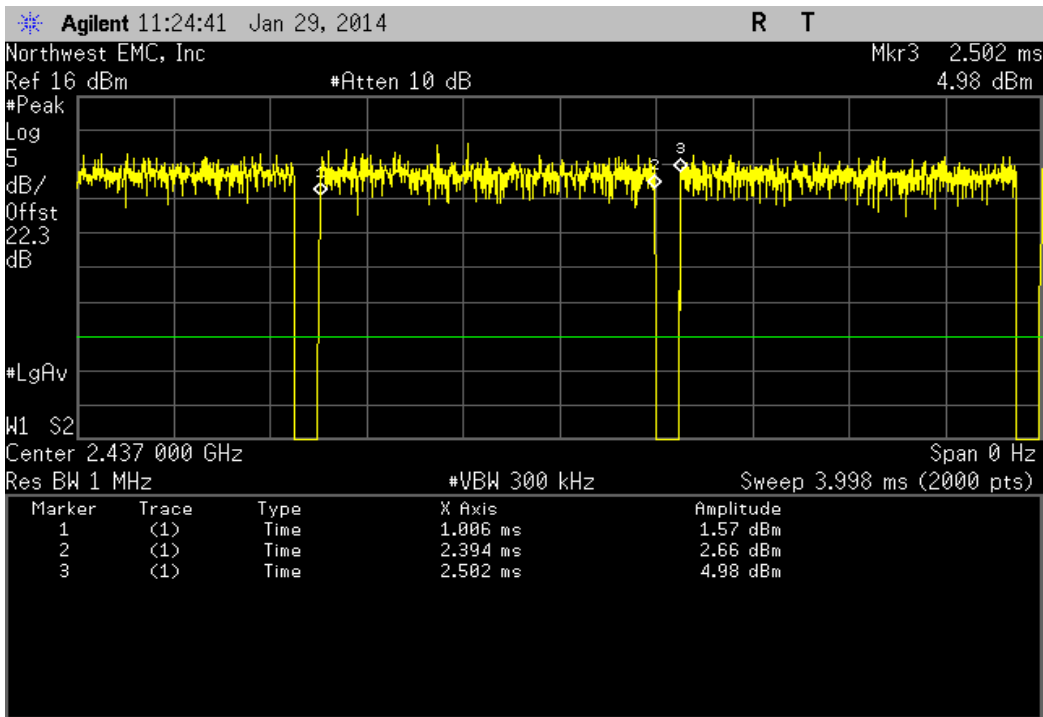
2400 MHz - 2483.5 MHz Band, 802.11(g) 6 Mbps, Low Channel 1, 2412 MHz						
Pulse Width	Period	Number of Pulses	Value (%)	Limit	Result	
1.388 mS	1.494 mS	1	92.9	N/A	N/A	



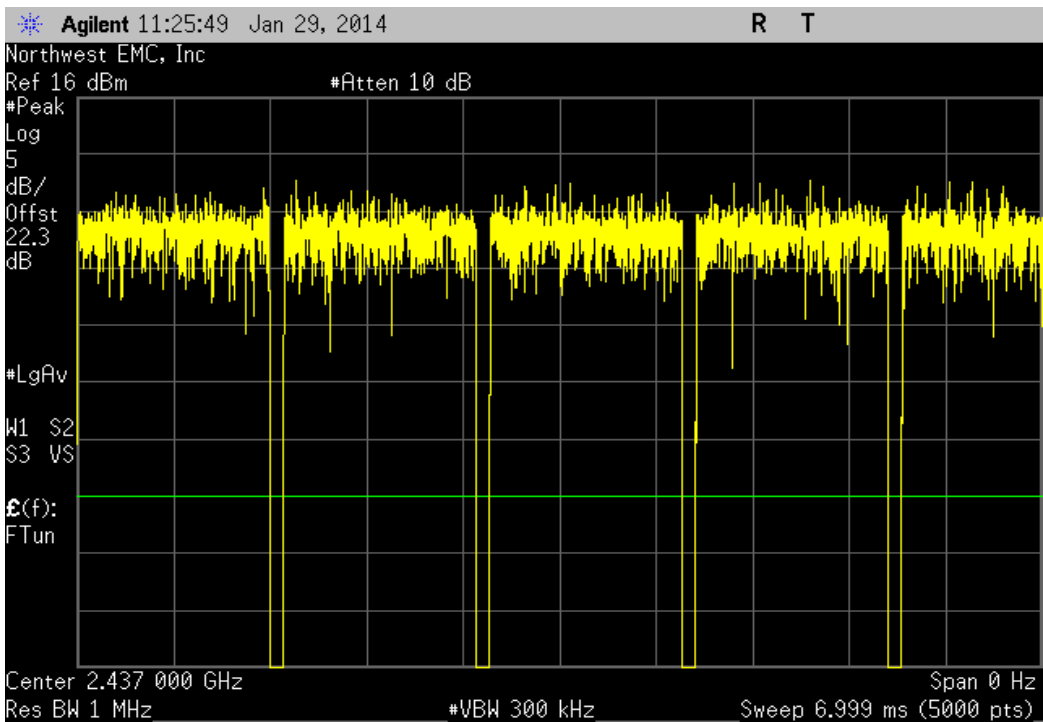
2400 MHz - 2483.5 MHz Band, 802.11(g) 6 Mbps, Low Channel 1, 2412 MHz						
Pulse Width	Period	Number of Pulses	Value (%)	Limit	Result	
N/A	N/A	5	N/A	N/A	N/A	



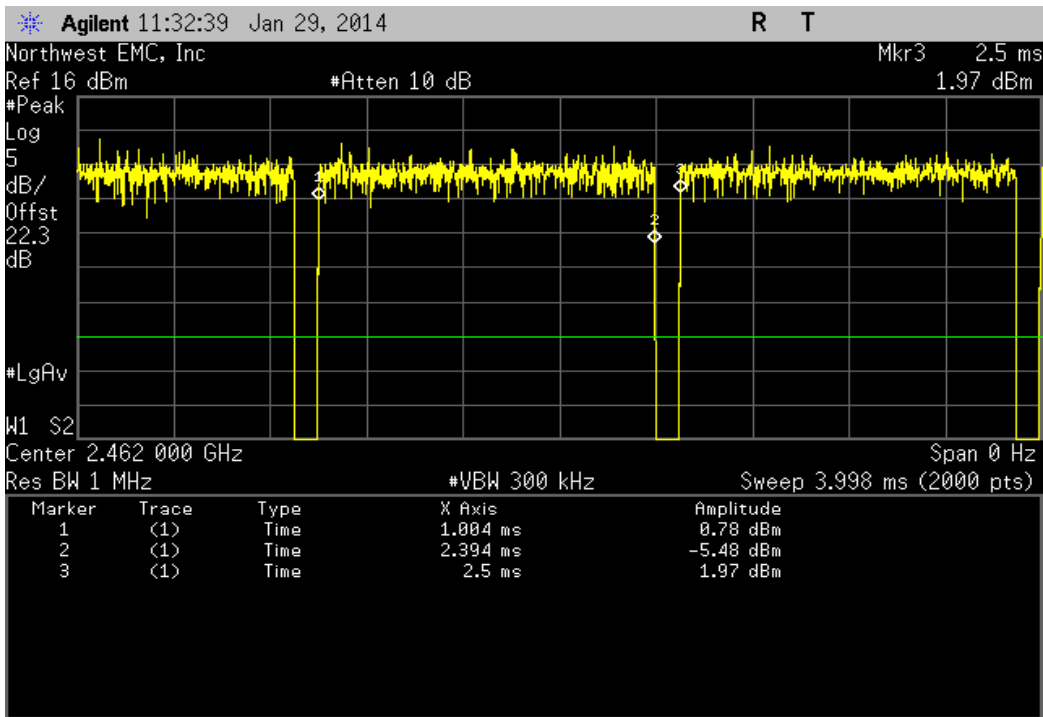
2400 MHz - 2483.5 MHz Band, 802.11(g) 6 Mbps, Mid Channel 6, 2437 MHz						
Pulse Width	Period	Number of Pulses	Value (%)	Limit	Result	
1.388 mS	1.496 mS	1	92.8	N/A	N/A	



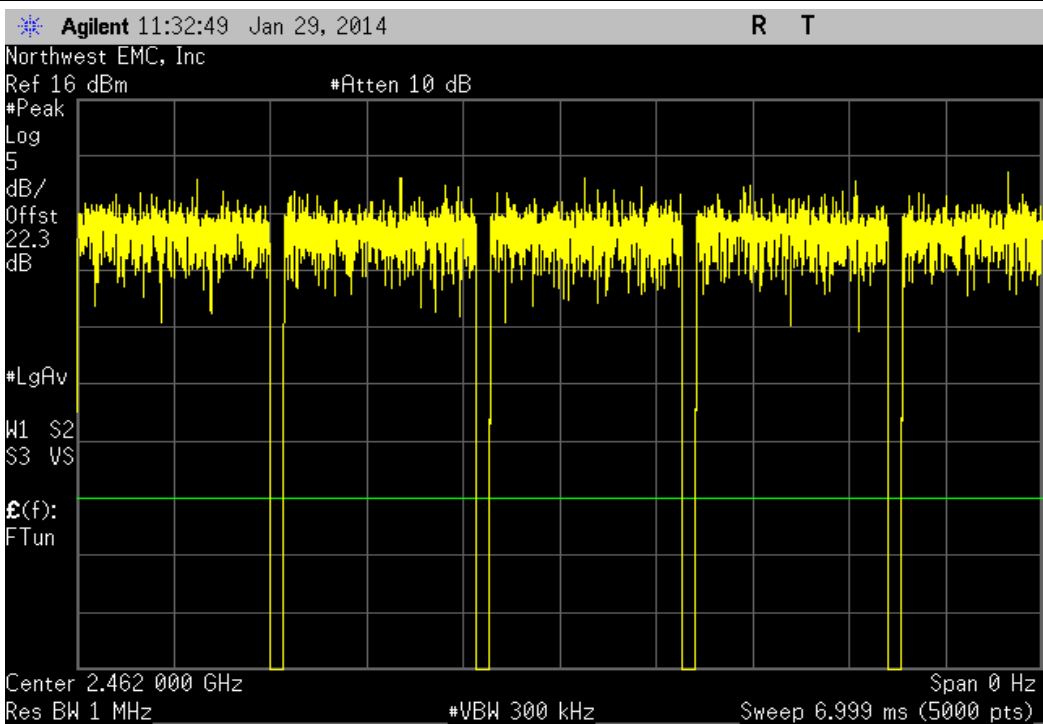
2400 MHz - 2483.5 MHz Band, 802.11(g) 6 Mbps, Mid Channel 6, 2437 MHz						
Pulse Width	Period	Number of Pulses	Value (%)	Limit	Result	
N/A	N/A	5	N/A	N/A	N/A	



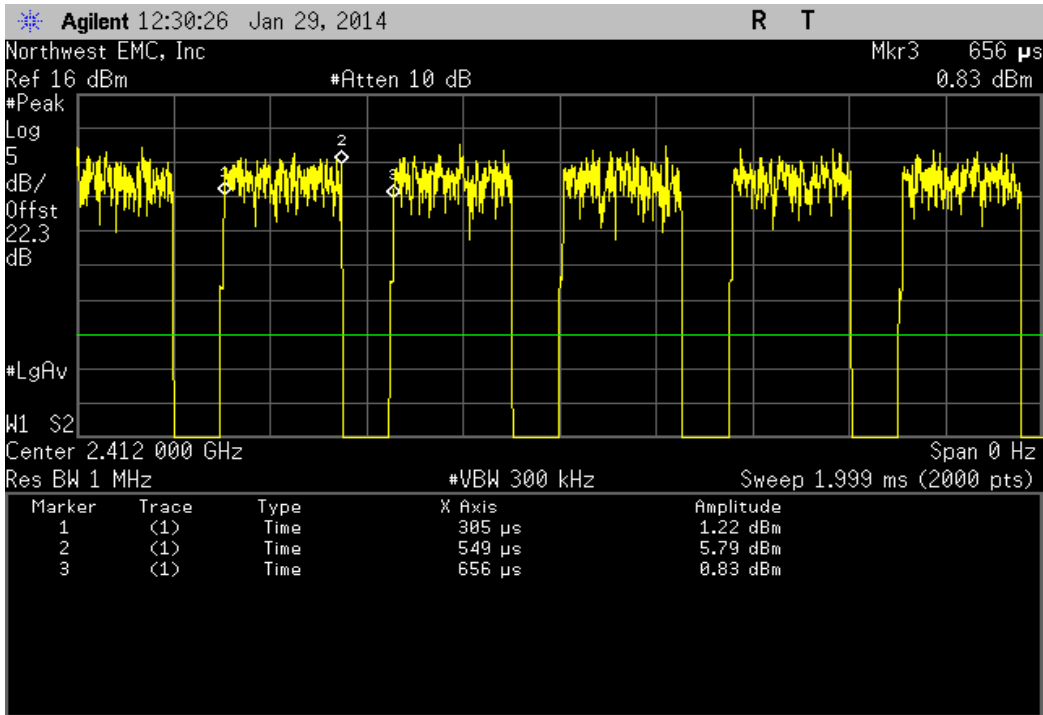
2400 MHz - 2483.5 MHz Band, 802.11(g) 6 Mbps, High Channel 11, 2462 MHz						
Pulse Width	Period	Number of Pulses	Value (%)	Limit	Result	
1.39 mS	1.496 mS	1	92.9	N/A	N/A	



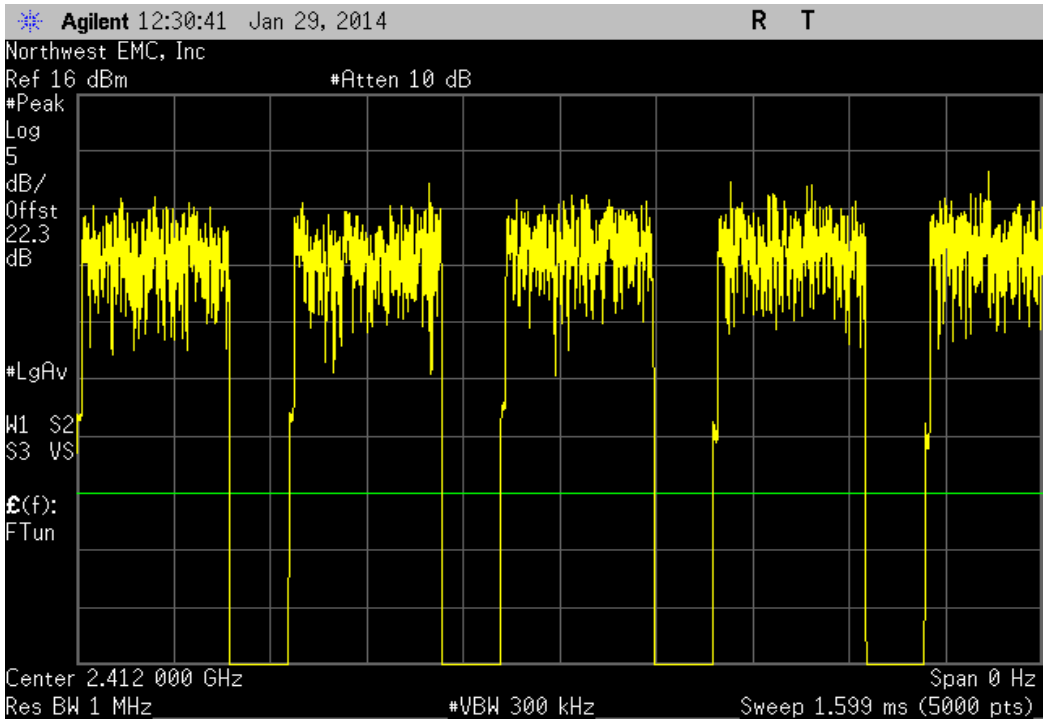
2400 MHz - 2483.5 MHz Band, 802.11(g) 6 Mbps, High Channel 11, 2462 MHz						
Pulse Width	Period	Number of Pulses	Value (%)	Limit	Result	
N/A	N/A	5	N/A	N/A	N/A	



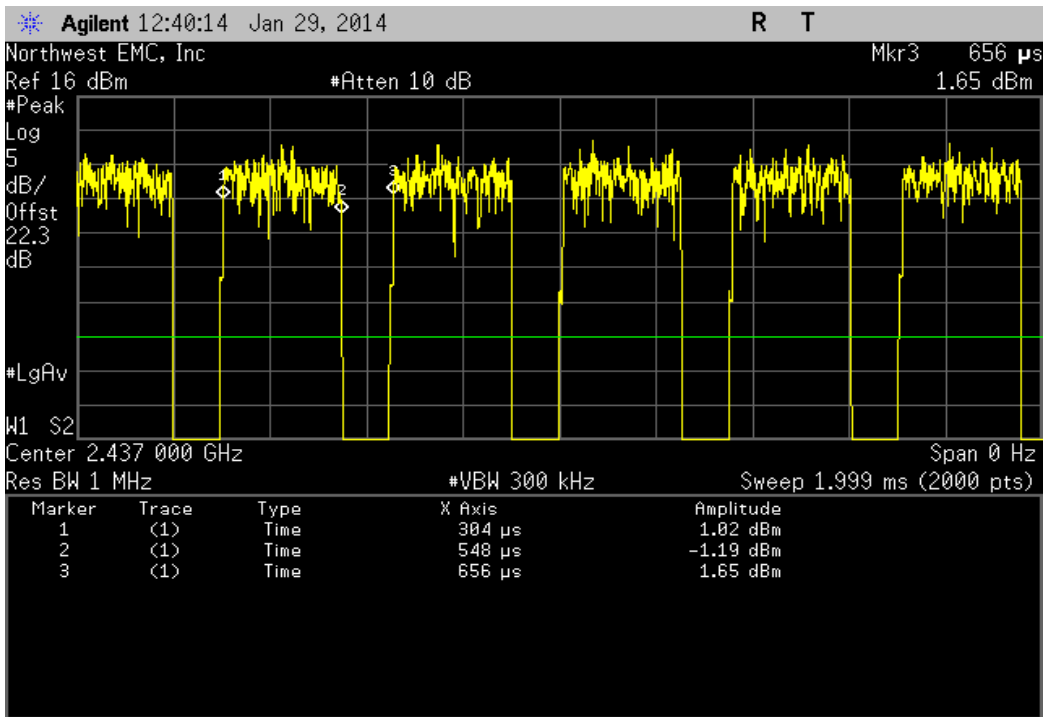
2400 MHz - 2483.5 MHz Band, 802.11(g) 36 Mbps, Low Channel 1, 2412 MHz						
	Pulse Width	Period	Number of Pulses	Value (%)	Limit	Result
	244 uS	351 uS	1	69.5	N/A	N/A



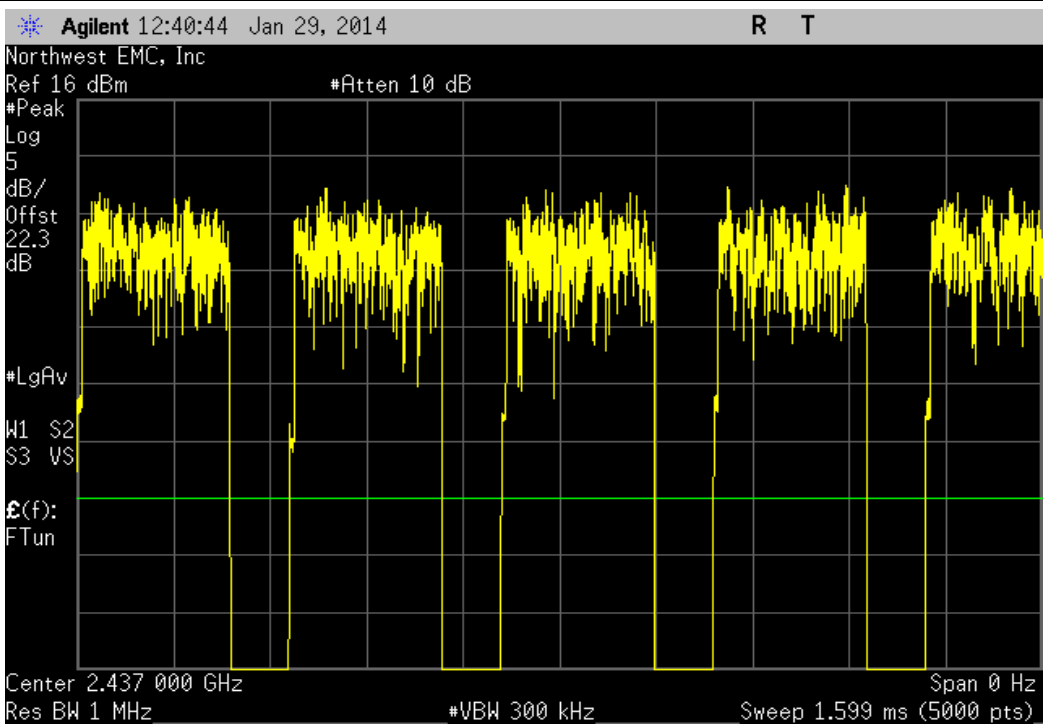
2400 MHz - 2483.5 MHz Band, 802.11(g) 36 Mbps, Low Channel 1, 2412 MHz						
	Pulse Width	Period	Number of Pulses	Value (%)	Limit	Result
	N/A	N/A	5	N/A	N/A	N/A



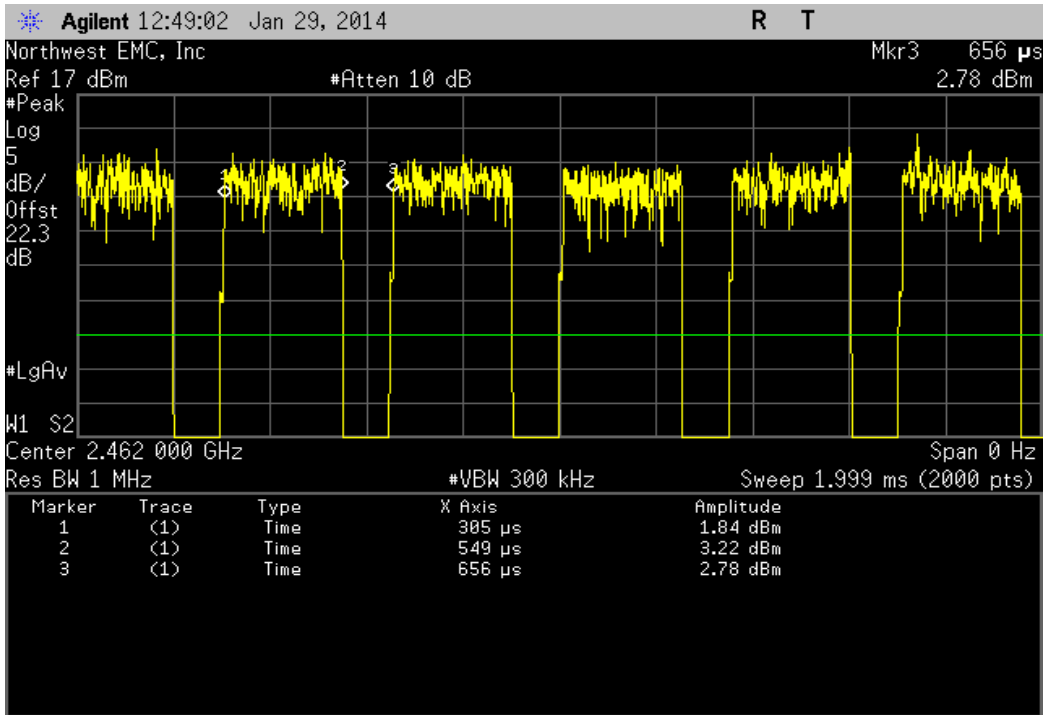
2400 MHz - 2483.5 MHz Band, 802.11(g) 36 Mbps, Mid Channel 6, 2437 MHz						
	Pulse Width	Period	Number of Pulses	Value (%)	Limit	Result
	244 uS	352 uS	1	69.3	N/A	N/A



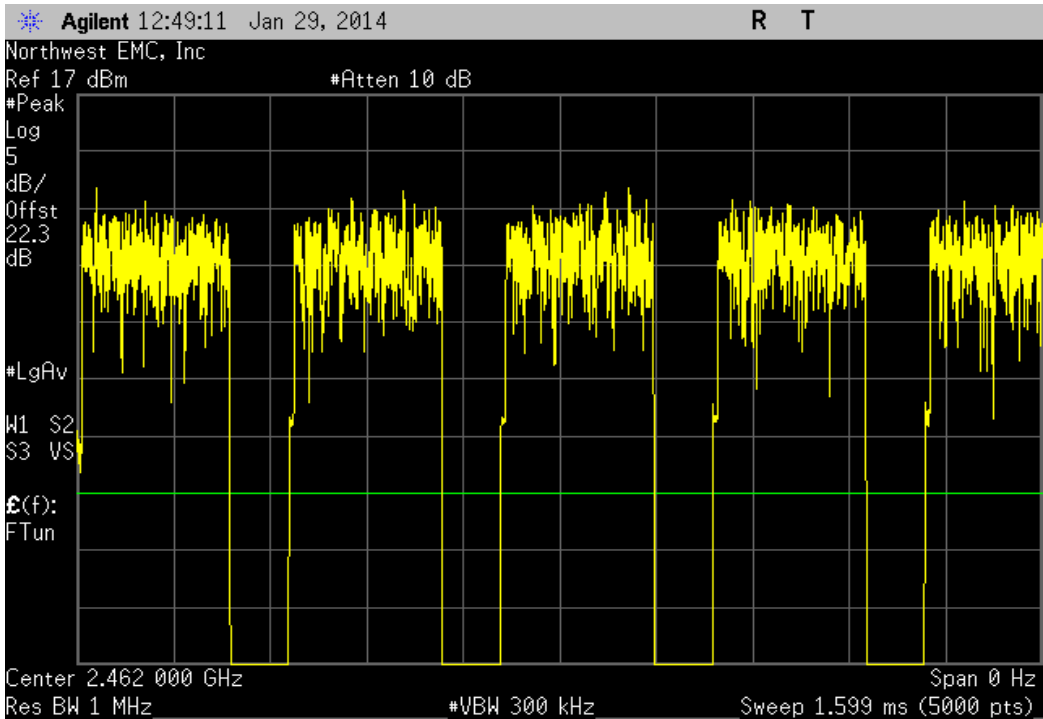
2400 MHz - 2483.5 MHz Band, 802.11(g) 36 Mbps, Mid Channel 6, 2437 MHz						
	Pulse Width	Period	Number of Pulses	Value (%)	Limit	Result
	N/A	N/A	5	N/A	N/A	N/A



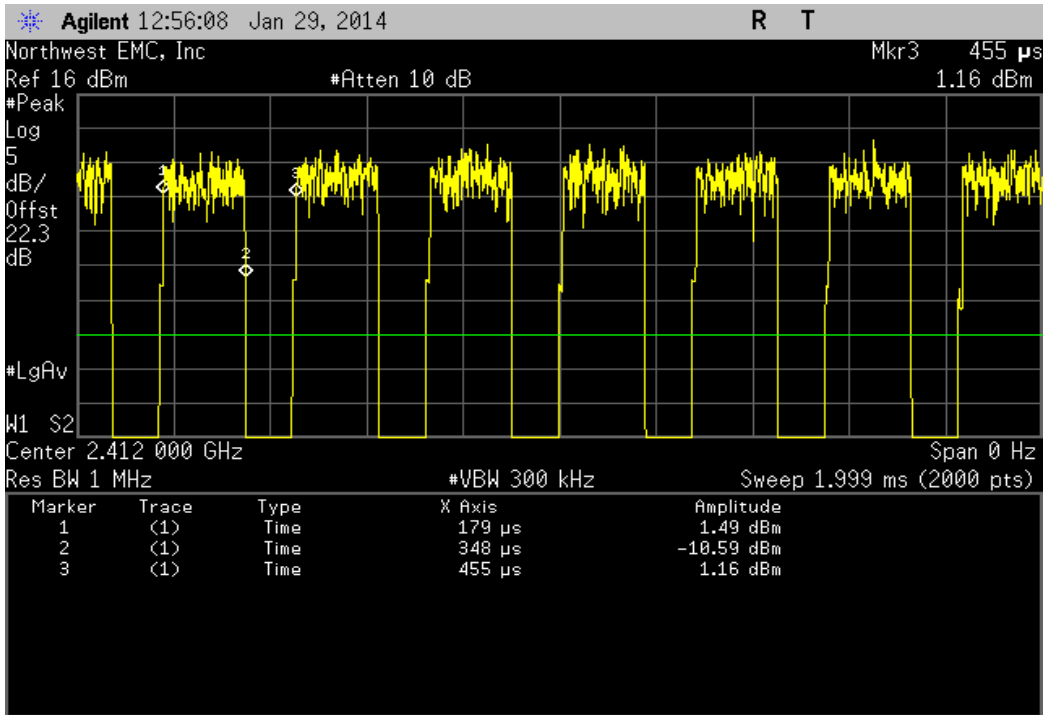
2400 MHz - 2483.5 MHz Band, 802.11(g) 36 Mbps, High Channel 11, 2462 MHz						
	Pulse Width	Period	Number of Pulses	Value (%)	Limit	Result
	244 uS	351 uS	1	69.5	N/A	N/A



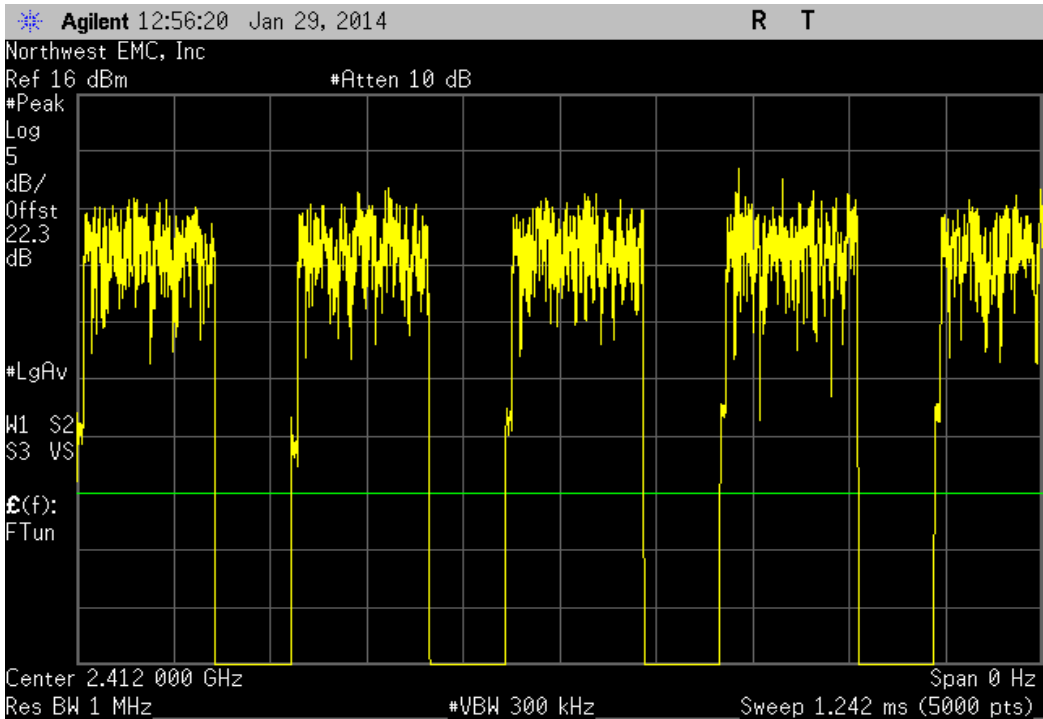
2400 MHz - 2483.5 MHz Band, 802.11(g) 36 Mbps, High Channel 11, 2462 MHz						
	Pulse Width	Period	Number of Pulses	Value (%)	Limit	Result
	N/A	N/A	5	N/A	N/A	N/A



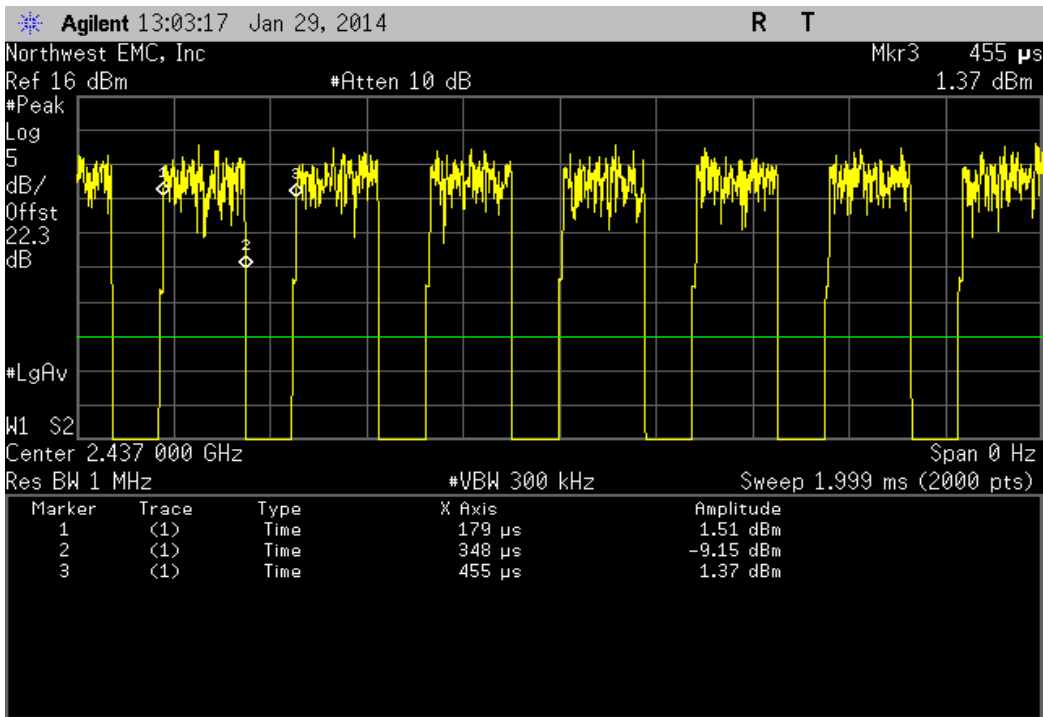
2400 MHz - 2483.5 MHz Band, 802.11(g) 54 Mbps, Low Channel 1, 2412 MHz						
Pulse Width	Period	Number of Pulses	Value (%)	Limit	Result	
169 uS	276 uS	1	61.2	N/A	N/A	



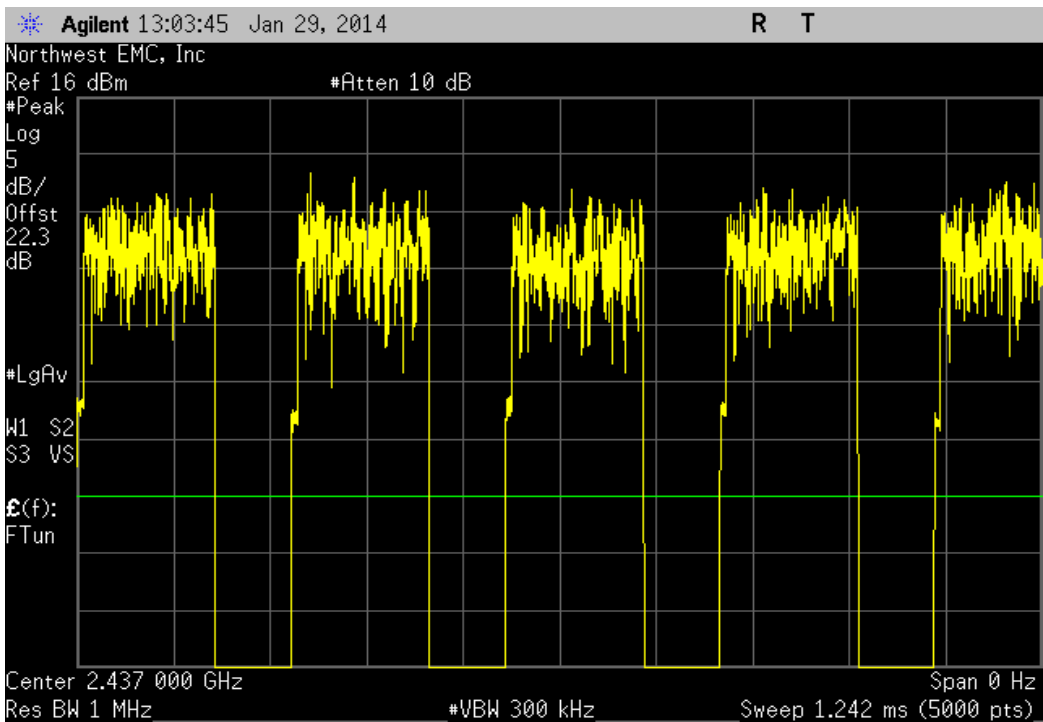
2400 MHz - 2483.5 MHz Band, 802.11(g) 54 Mbps, Low Channel 1, 2412 MHz						
Pulse Width	Period	Number of Pulses	Value (%)	Limit	Result	
N/A	N/A	5	N/A	N/A	N/A	



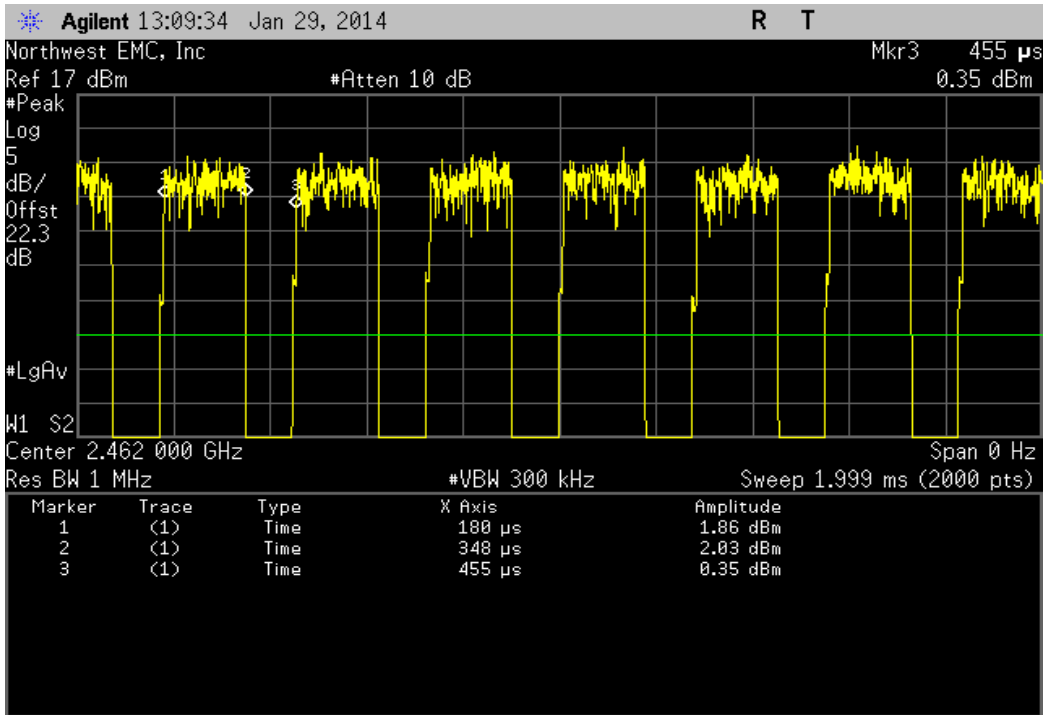
2400 MHz - 2483.5 MHz Band, 802.11(g) 54 Mbps, Mid Channel 6, 2437 MHz						
Pulse Width	Period	Number of Pulses	Value (%)	Limit	Result	
169 uS	276 uS	1	61.2	N/A	N/A	



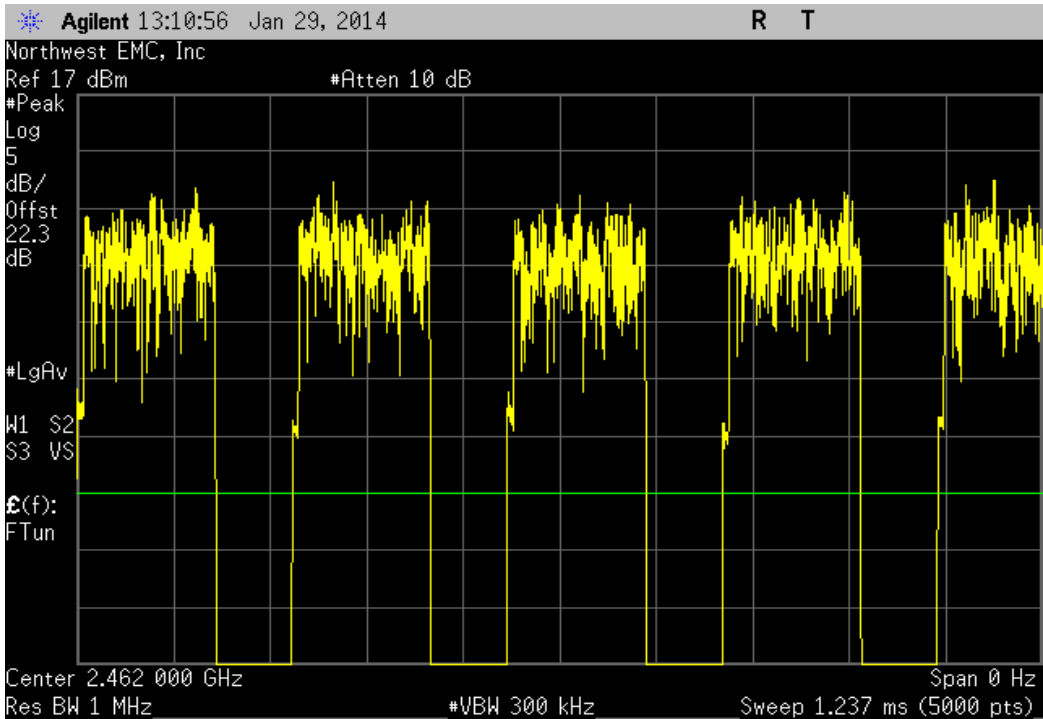
2400 MHz - 2483.5 MHz Band, 802.11(g) 54 Mbps, Mid Channel 6, 2437 MHz						
Pulse Width	Period	Number of Pulses	Value (%)	Limit	Result	
N/A	N/A	5	N/A	N/A	N/A	



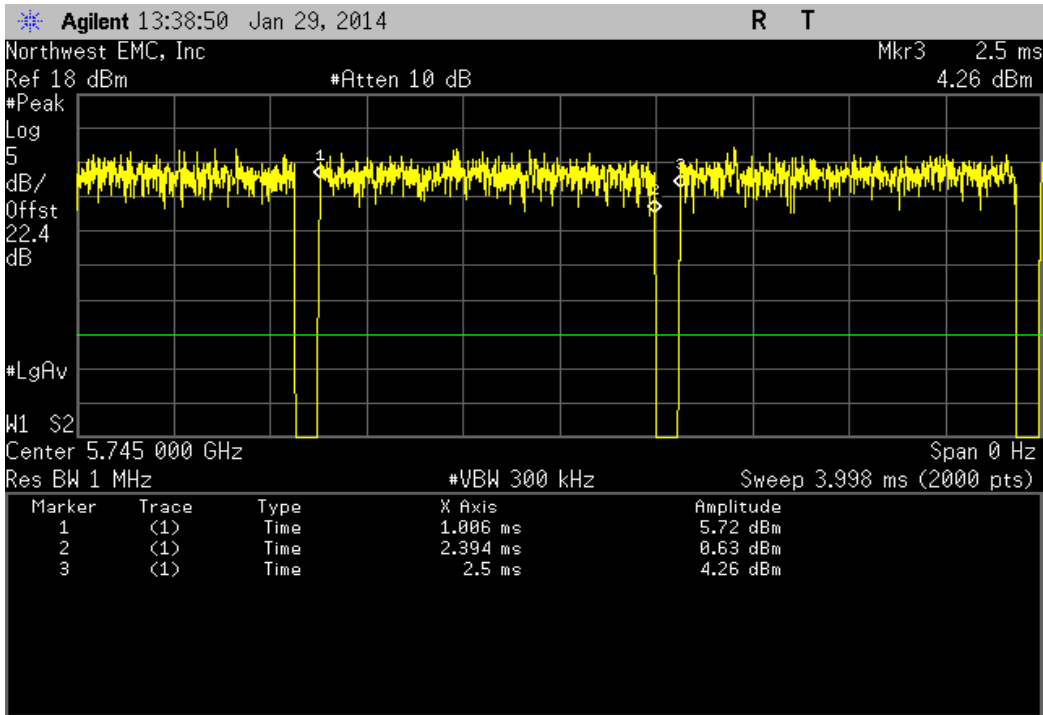
2400 MHz - 2483.5 MHz Band, 802.11(g) 54 Mbps, High Channel 11, 2462 MHz						
	Pulse Width	Period	Number of Pulses	Value (%)	Limit	Result
	168 uS	275 uS	1	61.1	N/A	N/A



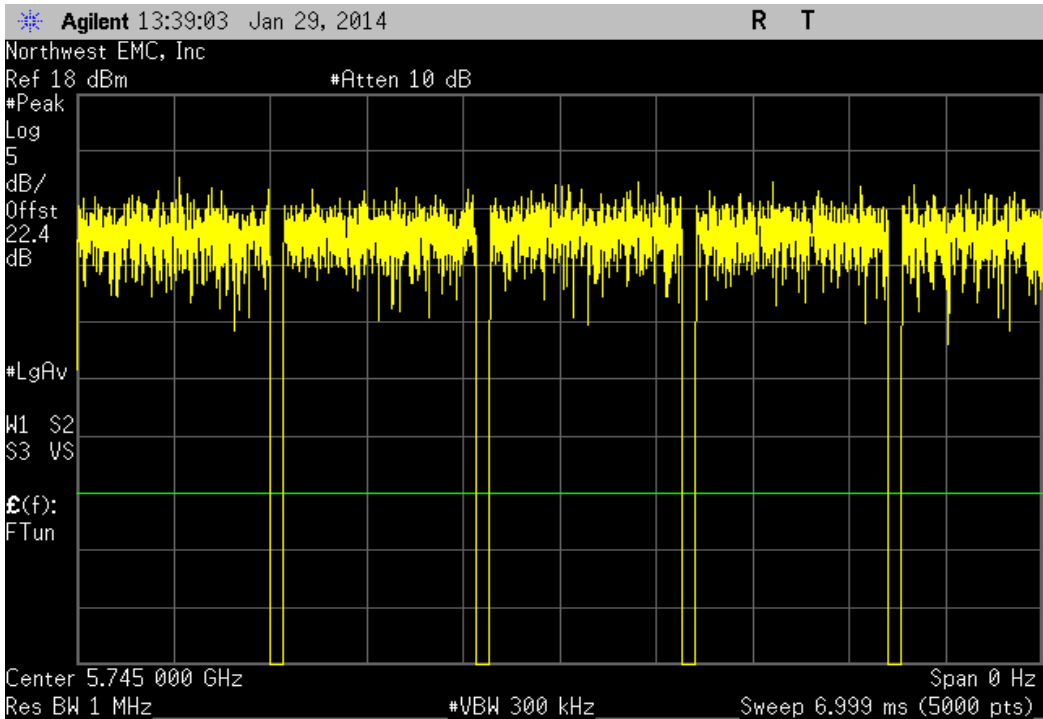
2400 MHz - 2483.5 MHz Band, 802.11(g) 54 Mbps, High Channel 11, 2462 MHz						
	Pulse Width	Period	Number of Pulses	Value (%)	Limit	Result
	N/A	N/A	5	N/A	N/A	N/A



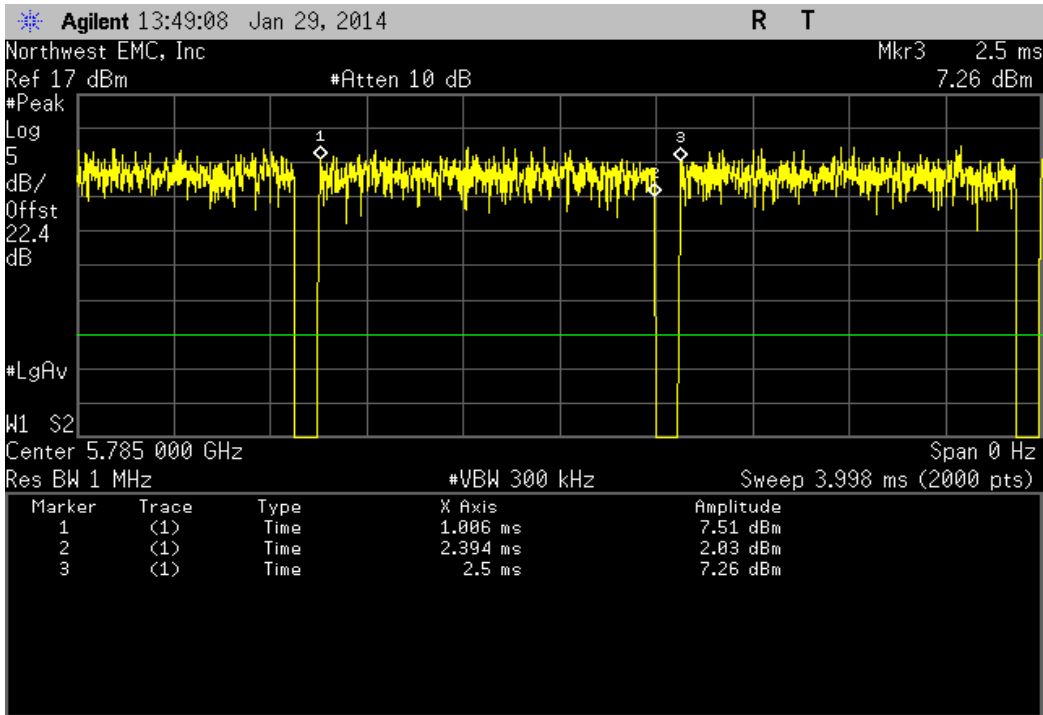
5725 MHz - 5850 MHz Band, 802.11(a) 6 Mbps, Low Channel 149, 5745 MHz						
Pulse Width	Period	Number of Pulses	Value (%)	Limit	Result	
1.388 mS	1.494 mS	1	92.9	N/A	N/A	



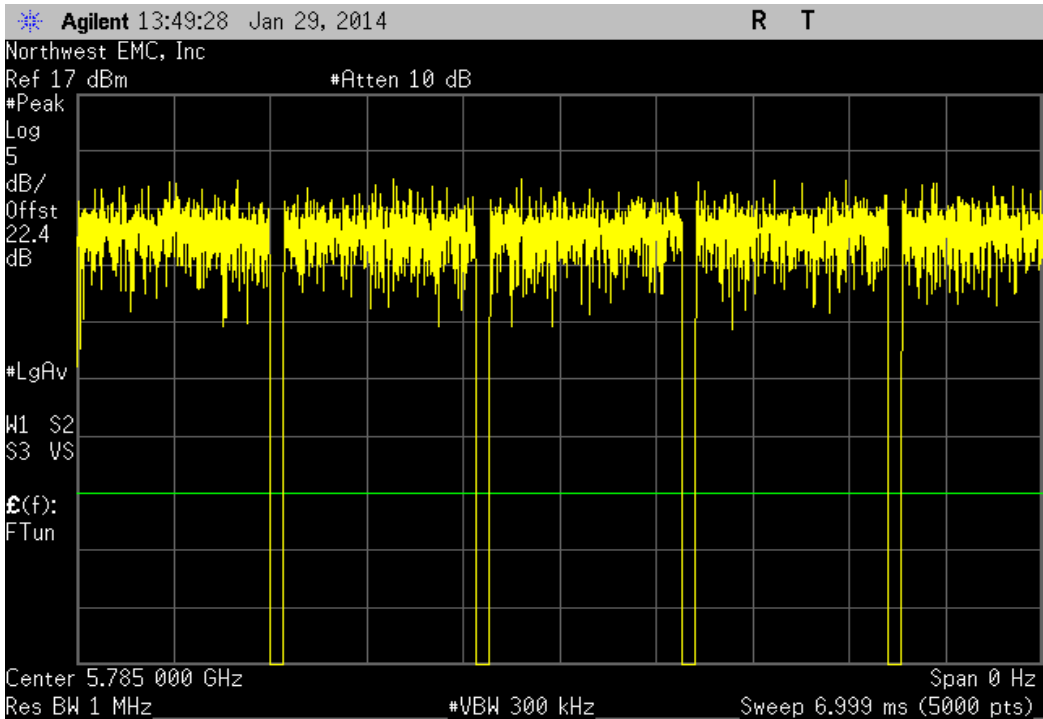
5725 MHz - 5850 MHz Band, 802.11(a) 6 Mbps, Low Channel 149, 5745 MHz						
Pulse Width	Period	Number of Pulses	Value (%)	Limit	Result	
N/A	N/A	5	N/A	N/A	N/A	



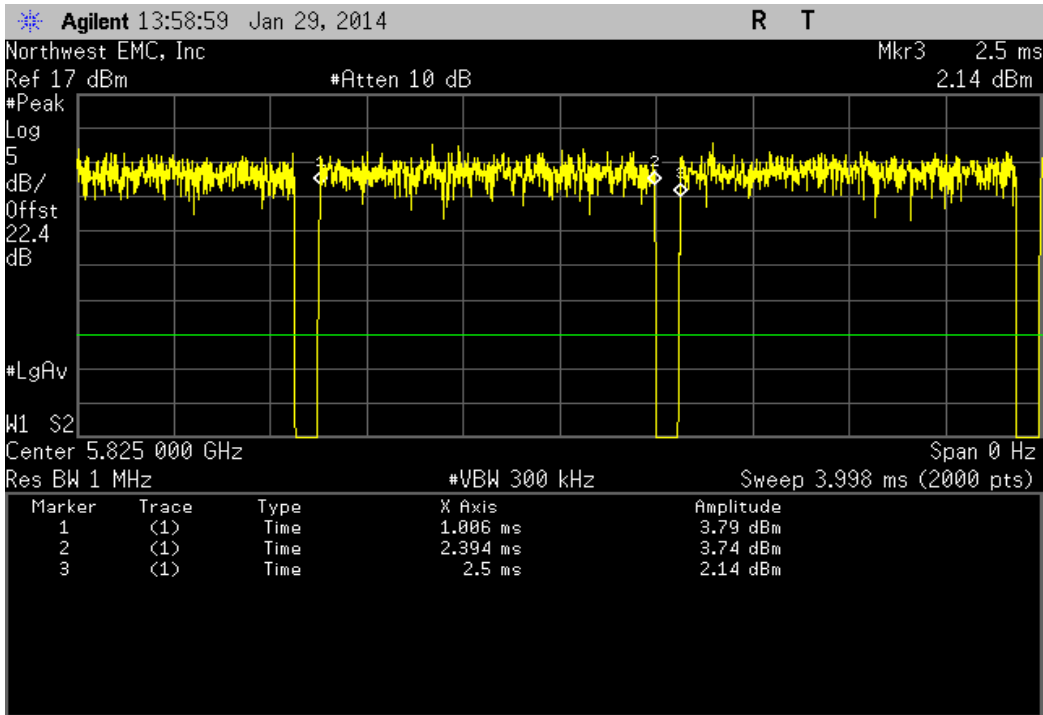
5725 MHz - 5850 MHz Band, 802.11(a) 6 Mbps, Mid Channel 157, 5785 MHz						
Pulse Width	Period	Number of Pulses	Value (%)	Limit	Result	
1.388 mS	1.494 mS	1	92.9	N/A	N/A	



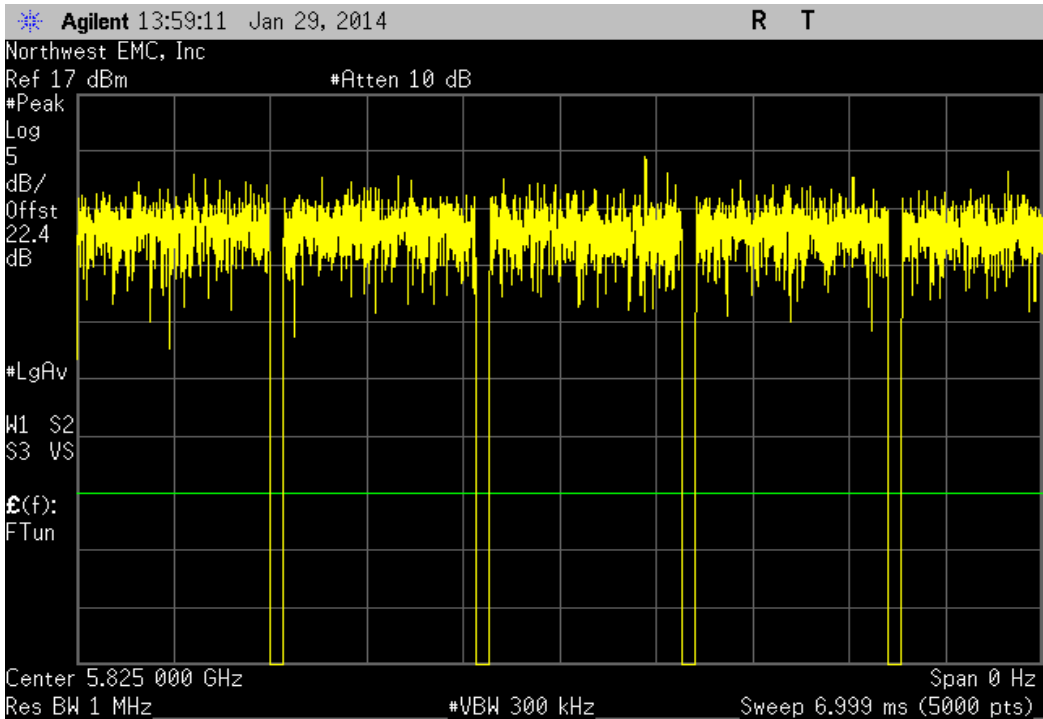
5725 MHz - 5850 MHz Band, 802.11(a) 6 Mbps, Mid Channel 157, 5785 MHz						
Pulse Width	Period	Number of Pulses	Value (%)	Limit	Result	
N/A	N/A	5	N/A	N/A	N/A	



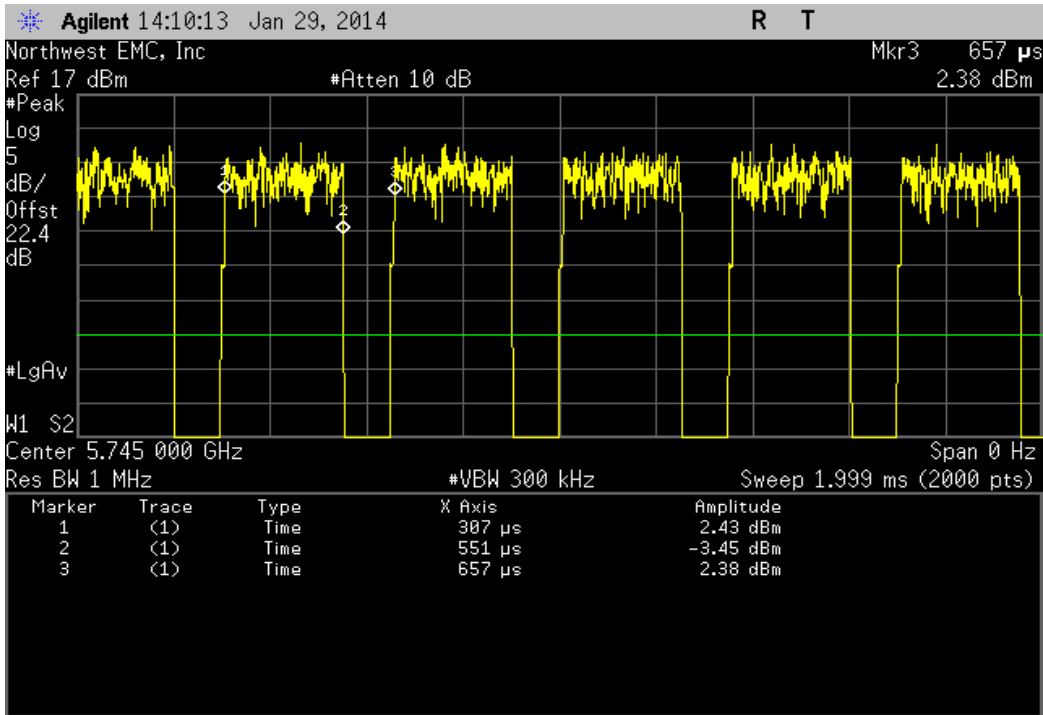
5725 MHz - 5850 MHz Band, 802.11(a) 6 Mbps, High Channel 165, 5825 MHz						
Pulse Width	Period	Number of Pulses	Value (%)	Limit	Result	
1.388 mS	1.494 mS	1	92.9	N/A	N/A	



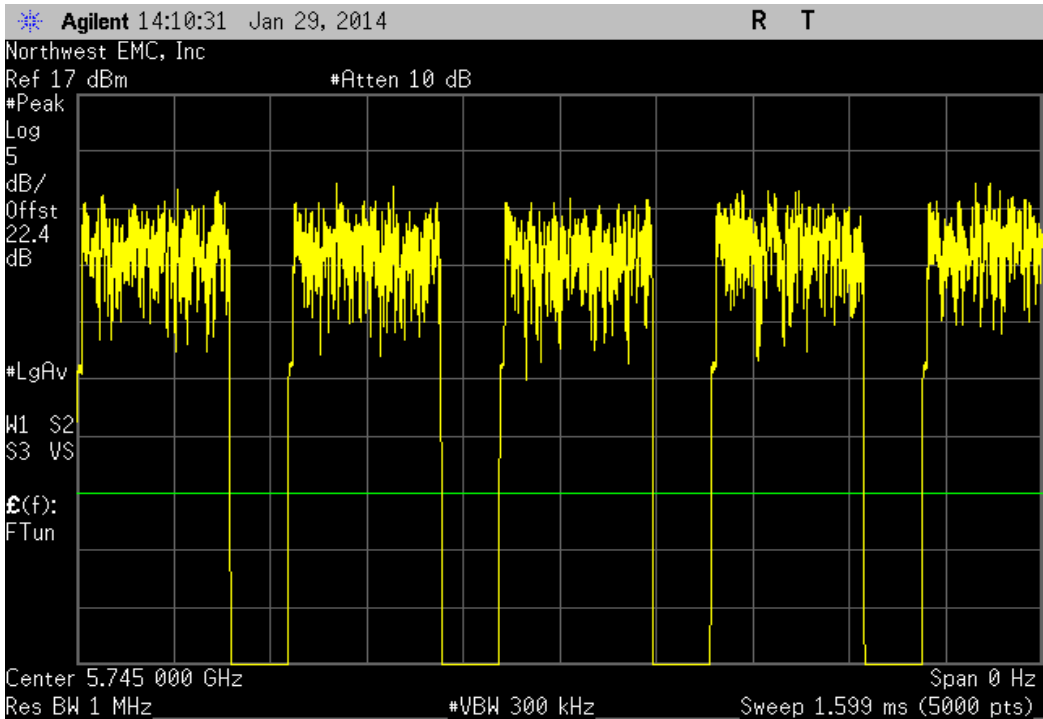
5725 MHz - 5850 MHz Band, 802.11(a) 6 Mbps, High Channel 165, 5825 MHz						
Pulse Width	Period	Number of Pulses	Value (%)	Limit	Result	
N/A	N/A	5	N/A	N/A	N/A	



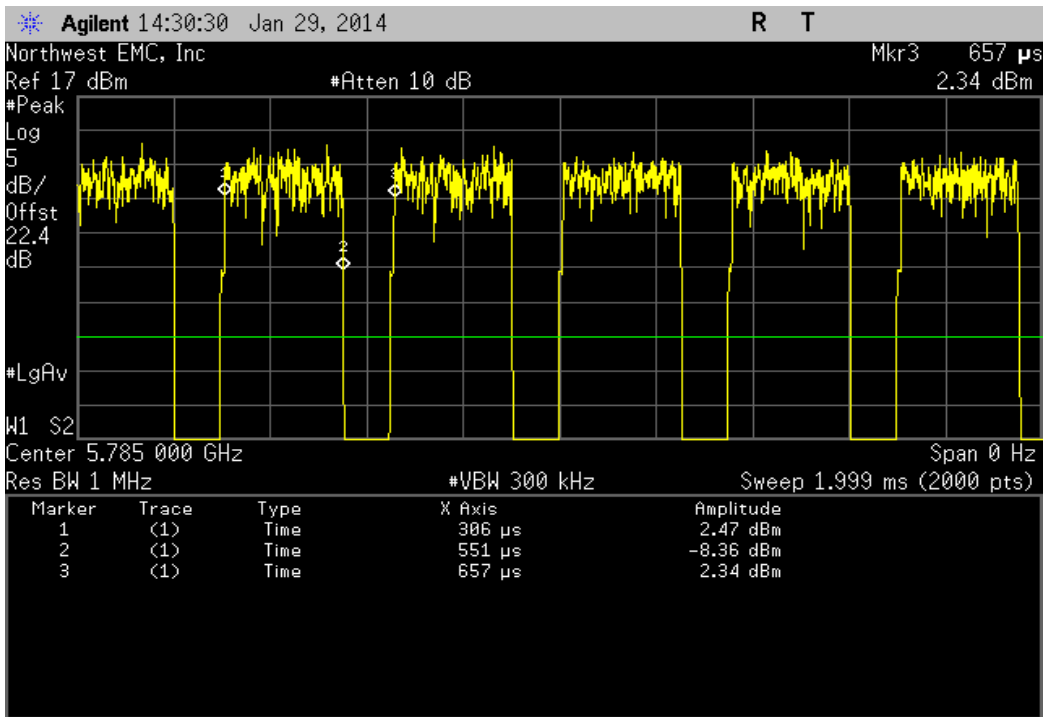
5725 MHz - 5850 MHz Band, 802.11(a) 36 Mbps, Low Channel 149, 5745 MHz						
Pulse Width	Period	Number of Pulses	Value (%)	Limit	Result	
244 uS	350 uS	1	69.7	N/A	N/A	



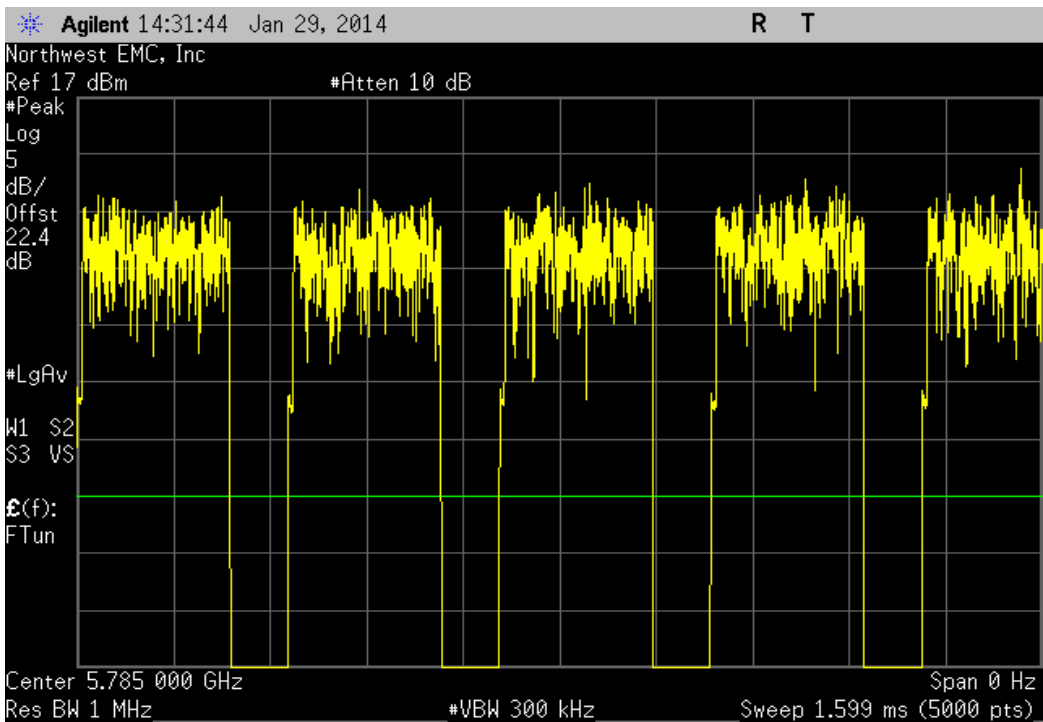
5725 MHz - 5850 MHz Band, 802.11(a) 36 Mbps, Low Channel 149, 5745 MHz						
Pulse Width	Period	Number of Pulses	Value (%)	Limit	Result	
N/A	N/A	5	N/A	N/A	N/A	



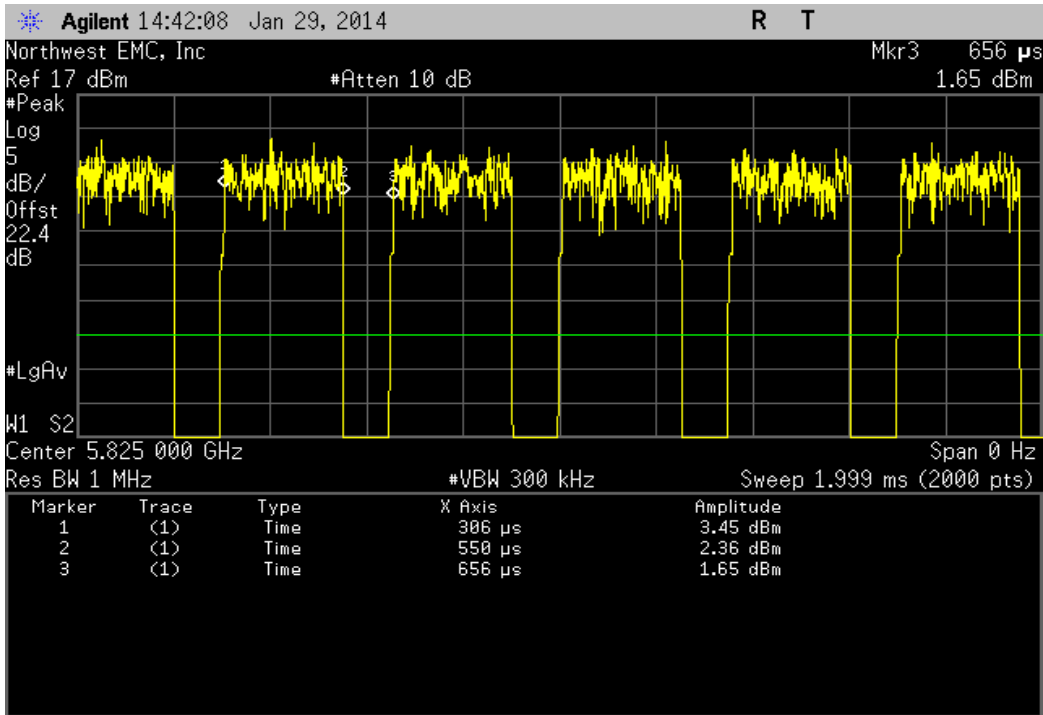
5725 MHz - 5850 MHz Band, 802.11(a) 36 Mbps, Mid Channel 157, 5785 MHz						
	Pulse Width	Period	Number of Pulses	Value (%)	Limit	Result
	245 uS	351 uS	1	69.8	N/A	N/A



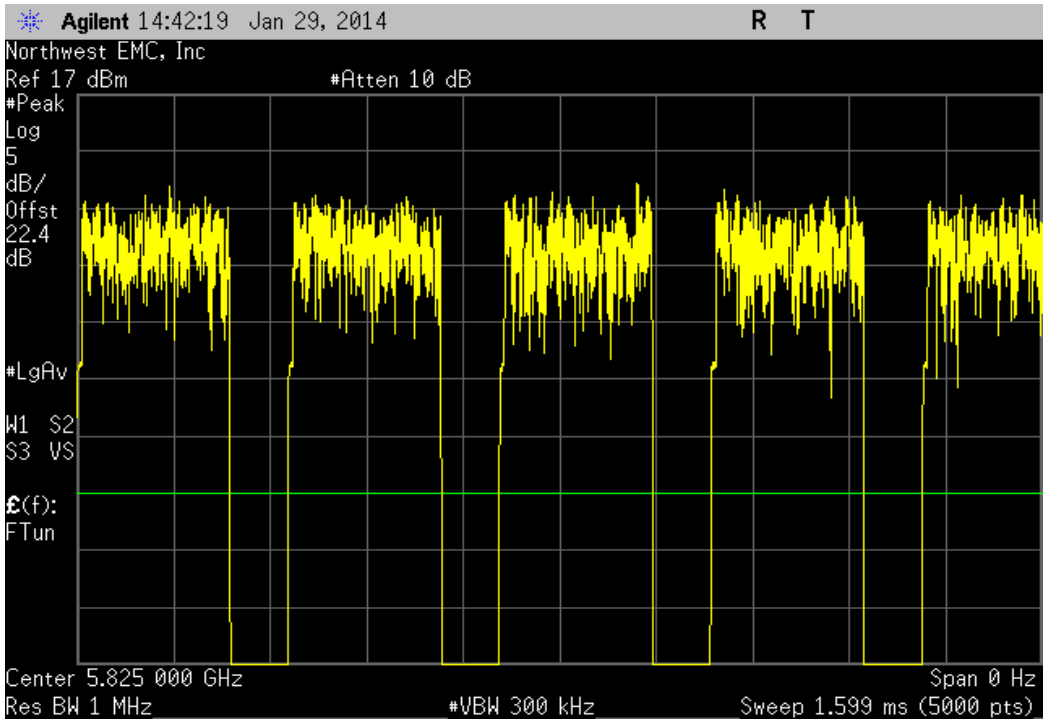
5725 MHz - 5850 MHz Band, 802.11(a) 36 Mbps, Mid Channel 157, 5785 MHz						
	Pulse Width	Period	Number of Pulses	Value (%)	Limit	Result
	N/A	N/A	5	N/A	N/A	N/A



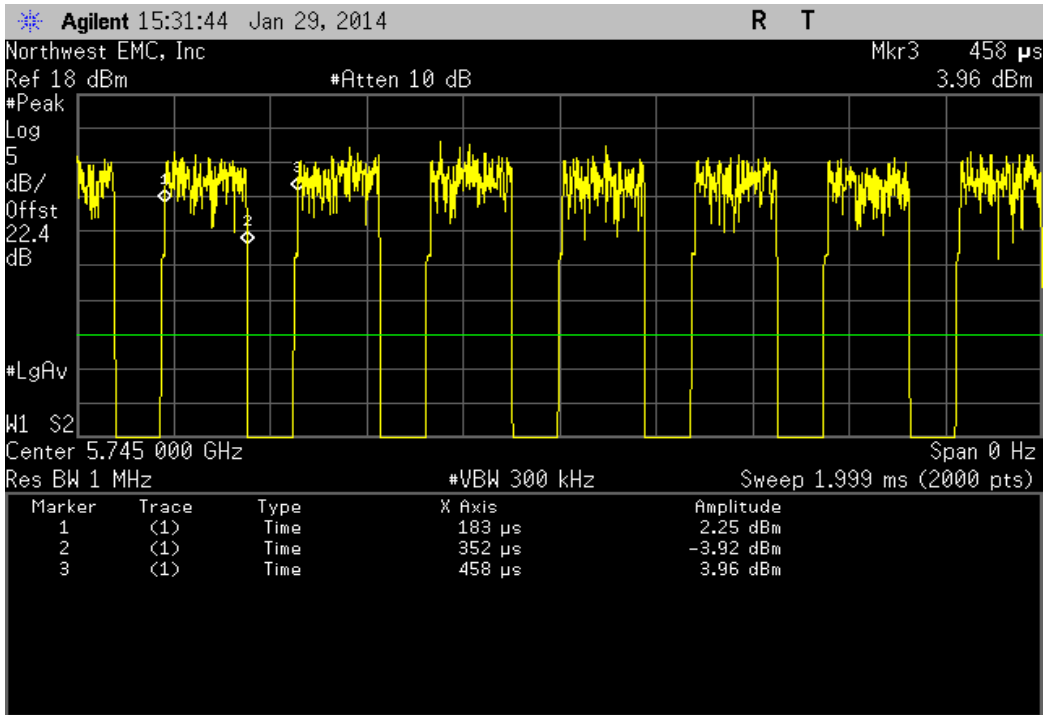
5725 MHz - 5850 MHz Band, 802.11(a) 36 Mbps, High Channel 165, 5825 MHz						
Pulse Width	Period	Number of Pulses	Value (%)	Limit	Result	
244 uS	350 uS	1	69.7	N/A	N/A	



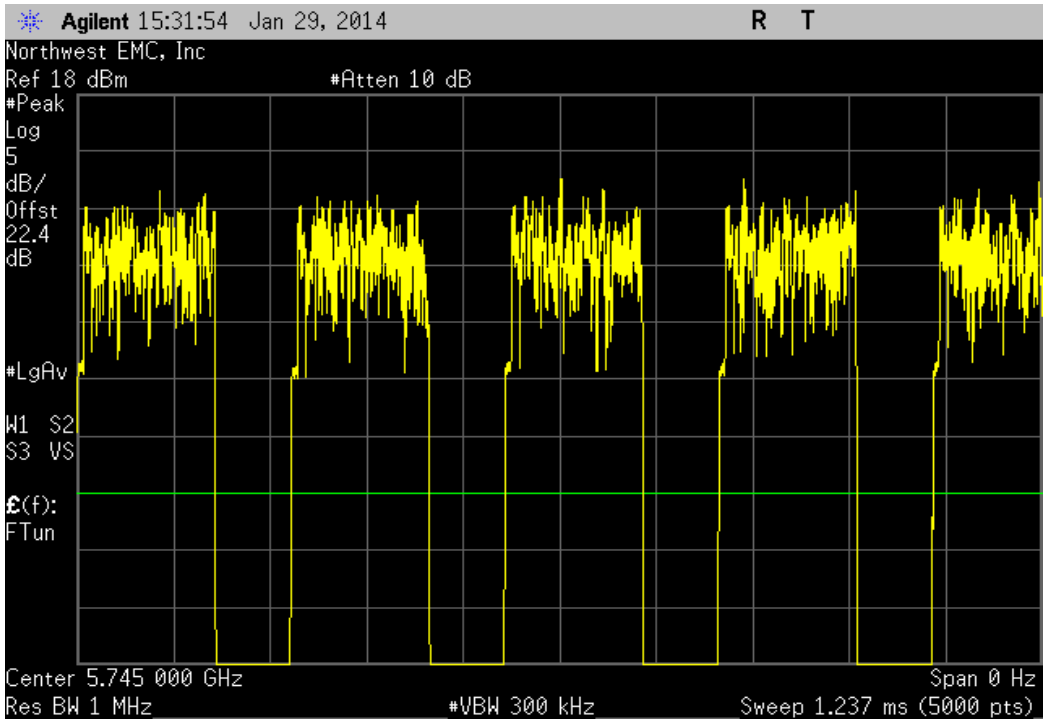
5725 MHz - 5850 MHz Band, 802.11(a) 36 Mbps, High Channel 165, 5825 MHz						
Pulse Width	Period	Number of Pulses	Value (%)	Limit	Result	
N/A	N/A	5	N/A	N/A	N/A	



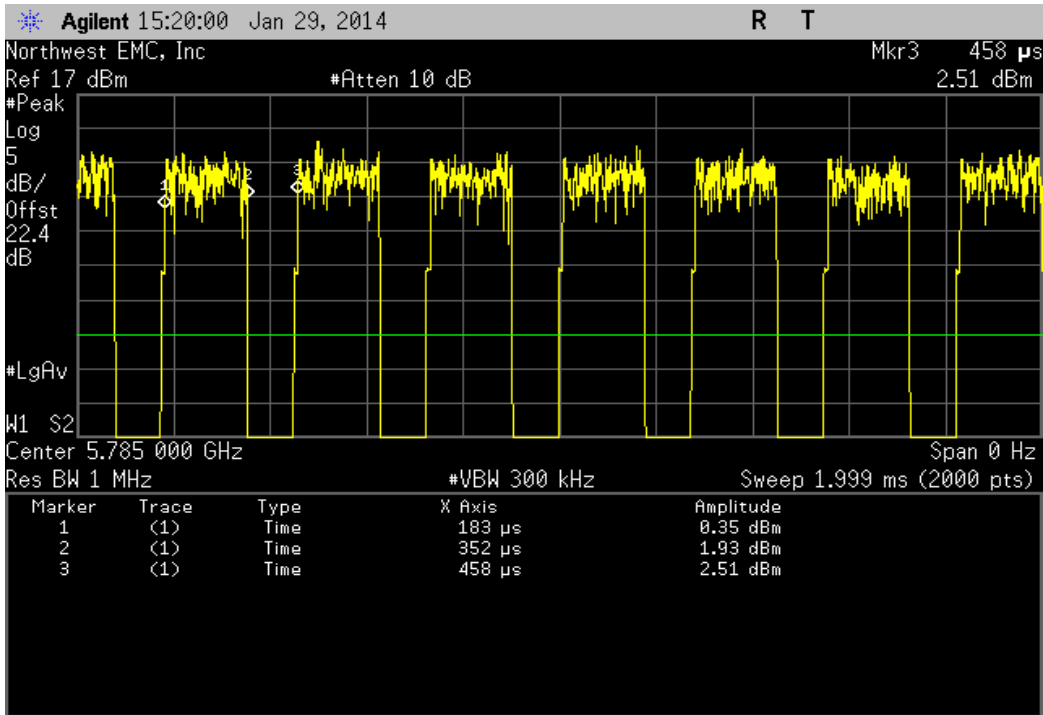
5725 MHz - 5850 MHz Band, 802.11(a) 54 Mbps, Low Channel 149, 5745 MHz						
Pulse Width	Period	Number of Pulses	Value (%)	Limit	Result	
169 uS	275 uS	1	61.5	N/A	N/A	



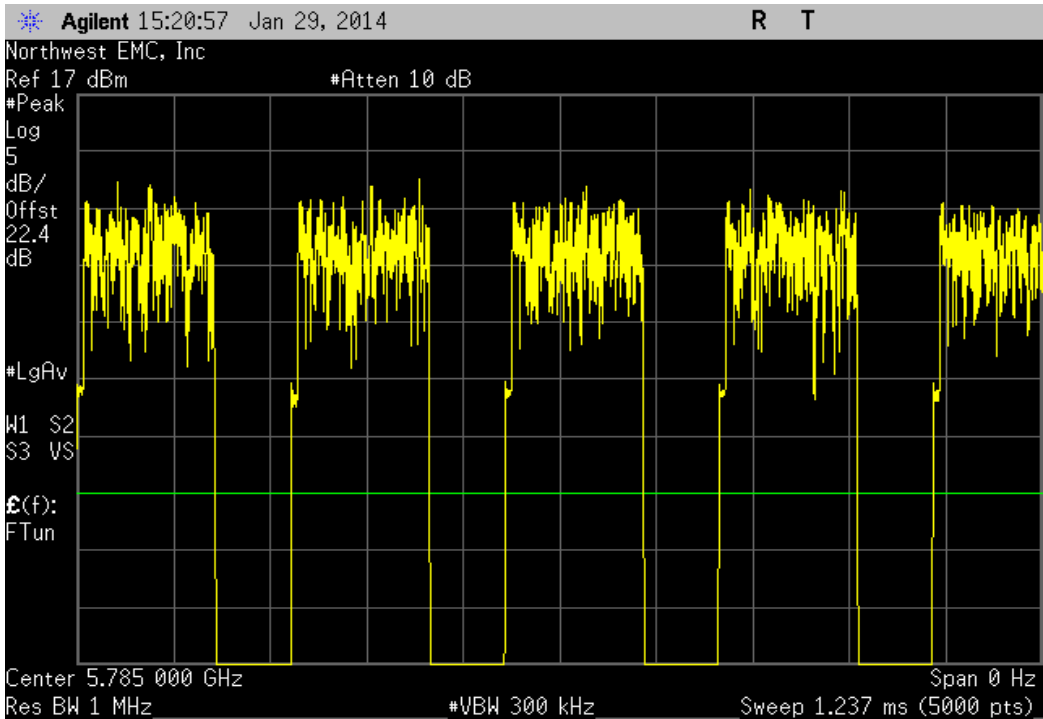
5725 MHz - 5850 MHz Band, 802.11(a) 54 Mbps, Low Channel 149, 5745 MHz						
Pulse Width	Period	Number of Pulses	Value (%)	Limit	Result	
N/A	N/A	5	N/A	N/A	N/A	



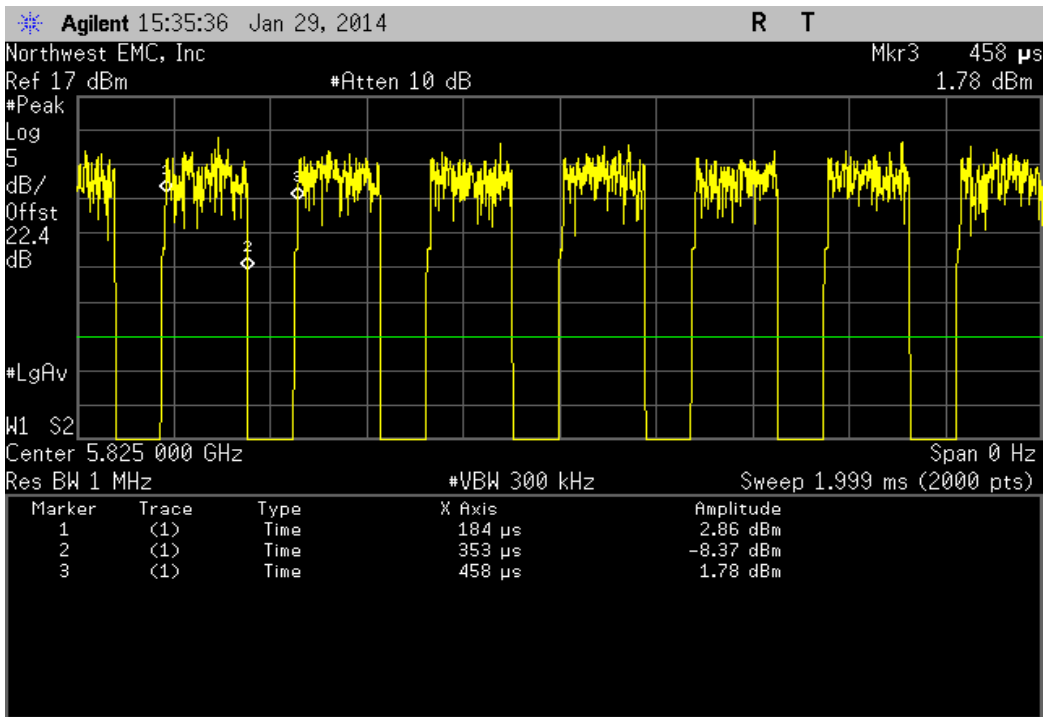
5725 MHz - 5850 MHz Band, 802.11(a) 54 Mbps, Mid Channel 157, 5785 MHz						
Pulse Width	Period	Number of Pulses	Value (%)	Limit	Result	
169 uS	275 uS	1	61.5	N/A	N/A	



5725 MHz - 5850 MHz Band, 802.11(a) 54 Mbps, Mid Channel 157, 5785 MHz						
Pulse Width	Period	Number of Pulses	Value (%)	Limit	Result	
N/A	N/A	5	N/A	N/A	N/A	



5725 MHz - 5850 MHz Band, 802.11(a) 54 Mbps, High Channel 165, 5825 MHz						
Pulse Width	Period	Number of Pulses	Value (%)	Limit	Result	
169 uS	274 uS	1	61.7	N/A	N/A	



5725 MHz - 5850 MHz Band, 802.11(a) 54 Mbps, High Channel 165, 5825 MHz						
Pulse Width	Period	Number of Pulses	Value (%)	Limit	Result	
N/A	N/A	5	N/A	N/A	N/A	

