Measurement Results

1-1232/20-02-48_log3_conducted

Test logging

This addendum is electronically signed and valid without handwritten signature.
For verification of the electronic signatures, the public keys can be requested at the testing laboratory.

Document authorized:

cn=David Lang, o=CTC advanced GmbH, ou=LNG-161129, email=david.lang@ctcadvanced.com, c=DE
2021.03.17 13:12:27 +01'00'

David Lang
Lab Manager
Radio Communications & EMC

Table of Content

EUT Summary 3
1. FCC Part 15.407 Max Output Power and PSD ~ WLAN5Gx n-HT40 mode U-NII-1 4
2. FCC Part 15.407 Max Output Power and PSD ~ WLAN5Gx n-HT40 mode U-NII-1 7
3. FCC Part 15.407 Max Output Power and PSD ~ WLAN5Gx n-HT40 mode U-NII-3 10
4. FCC Part 15.407 Max Output Power and PSD ~ WLAN5Gx n-HT40 mode U-NII-3 14
5. ISED Max Output Power and PSD ~ WLAN5Gx n-HT40 mode U-NII-1 18
6. ISED Max Output Power and PSD ~ WLAN5Gx n-HT40 mode U-NII-1 21
7. ISED Max Output Power and PSD ~ WLAN5Gx n-HT40 mode U-NII-3 24
8. ISED Max Output Power and PSD ~ WLAN5Gx n-HT40 mode U-NII-3 28
9. FCC Part 15.407 & ISED Bandwidths ~ WLAN5Gx n-HT40 mode U-NII-1 32
10. FCC Part 15.407 & ISED Bandwidths ~ WLAN5Gx n-HT40 mode U-NII-1 35
11. FCC Part 15.407 & ISED Bandwidths ~ WLAN5Gx n-HT40 mode U-NII-3 38
12. FCC Part 15.407 & ISED Bandwidths ~ WLAN5Gx n-HT40 mode U-NII-3 41
13. FCC Part 15.407 & ISED Minimum Emission BW ~ WLAN5Gx n-HT40 mode U-NII-3 44
14. FCC Part 15.407 & ISED Minimum Emission BW ~ WLAN5Gx n-HT40 mode U-NII-3 46

EUT Summary

EUT DEFINITION	
Manufacturer	Roche Diagnostics
Type	AccuChek Inform 2
Kind	Medical diagnostic device
Serial Number | Setup Number	E0027005043F9C4 | 1.0
Version SW | FW | HW	Test software | NI | HBM 4.50
Comment 1 | 2	|
Temperature [°C] Min | Nom | Max	5 | 20 | 40
Voltage [V] Min | Nom | Max @Current Max [A]	3.3 | 3.7 | 4.2 @1

1. FCC Part 15.407 Max Output Power and PSD ~ WLAN5Gx n-HT40 mode U-NII-1

Test References	
TC Start	24.02.2021 08:36:02
Ambit Temp [°C] | Humidity [rel%]	22.4 | 35
System Version	2.0.0.2
Test Specification	FCC Part 15.407
Test Method	KDB789033 D02, F., E.2.e.
TC Version	0.0.1
My Description	FCC 15.407 Max Output Power & PSD - WLAN5Gx n-HT40 mode U-NII-1
Add. Information	

Test Parameter	
Technology to test	WLAN5Gx n-HT40 mode U-NII-1
Antenna Port used	1
Temperature	nom
Voltage	nom
Frequency low to test	True | Freq [MHz] 5190
Frequency mid to test	False | Freq [MHz] 0
Frequency high to test	False | Freq [MHz] 5230
Auto Control enabled Power Supply | Climatic Box	No | No
Additional Path Loss [dB]	0
Switched Path	EUT - SignalingUnit - SpectrumAnalyzer
Devices in use	SA: Rohde&Schwarz,FSV-40,1307.9002K40/101042,3.60

Test at TX 5190 MHz

Duty Cycle evaluation					
Test Description	Lower Limit	Upper Limit	Measured	Unit	Verdict
No enough Bursts detected, Duty Cycle Burst Ratio set to 1					
Duty Cycle (Burst Ratio) max	---	---	1	---	INFO
Duty Cycle max	---	---	0	dB	INFO
Duty Cycle (Burst Ratio) min	---	---	1	---	INFO
Duty Cycle min	---	---	0	dB	INFO

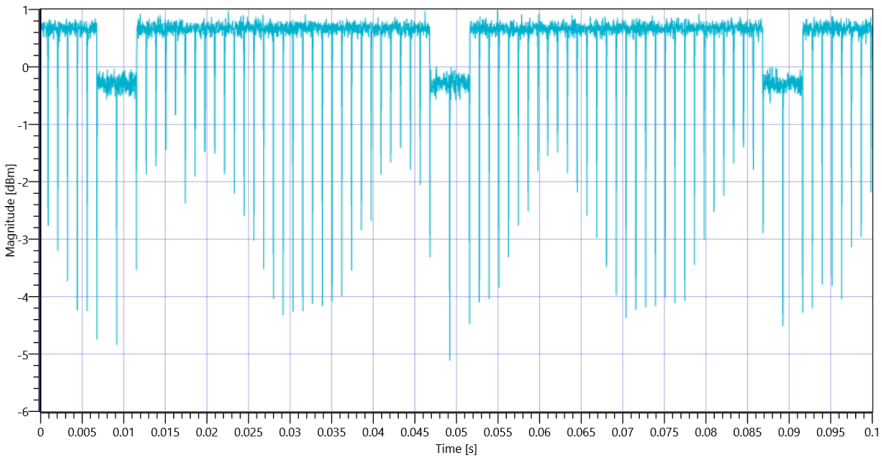

Plot_FCC Part 15.407 Max Output Power and PSD ~ WLAN5Gx n-HT40 mode U-NII-1 5190 MHz - DutyCycle_24022021_083621.png

RESULT					
Test Description	Lower Limit	Upper Limit	Measured	Unit	Verdict
Bandwidth 26dB	---	---	41.52	MHz	INFO
T1 26dB	---	---	5169.0400	MHz	INFO
T2 26dB	---	---	5210.5600	MHz	INFO

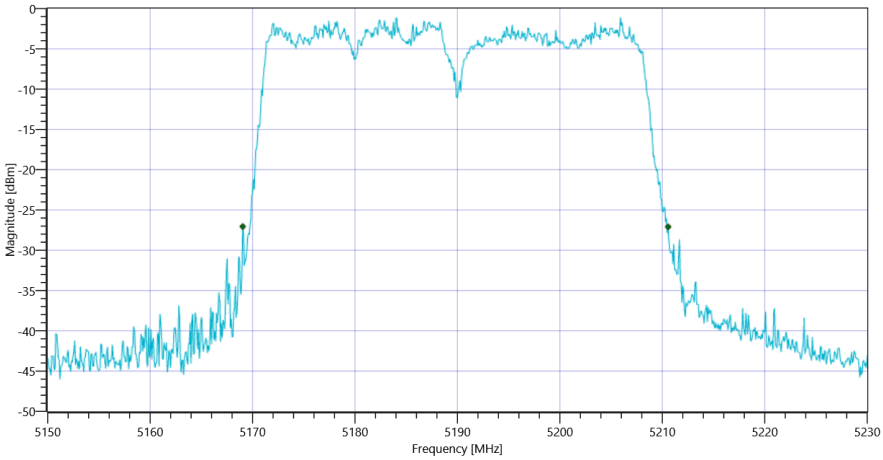

Plot_FCC Part 15.407 Max Output Power and PSD ~ WLAN5Gx n-HT40 mode U-NII-1 BW_24022021_083637.png

READ SA SETTINGS:	
RefLevel [dBm] | RefLevelOffset [dB] | InpAtt [dB]	12.79 | 17.86 | 10
Start [MHz] | Stop [MHz]	5150.000 | 5230.000
RBW [MHz] | VBW [MHz]	1.000000 | 3.000000
Detector | TraceMode	RMS | MAXH
Sweep: Time [ms] | Count | Points per Section | Type	53400 | 1 | 160 | SWE

RESULT					
Test Description	Lower Limit	Upper Limit	Measured	Unit	Verdict
Max Output Power	---	---	6.38	dBm	INFO
Duty Cycle Correction	---	---	0	dB	INFO
Limit absolute					
Max Output Power DC corrected	---	24	6.38	dBm	PASS
Limit by: 11 dBm + 10 log Bandwidth					
Max Output Power DC corrected	---	27.18	6.38	dBm	PASS

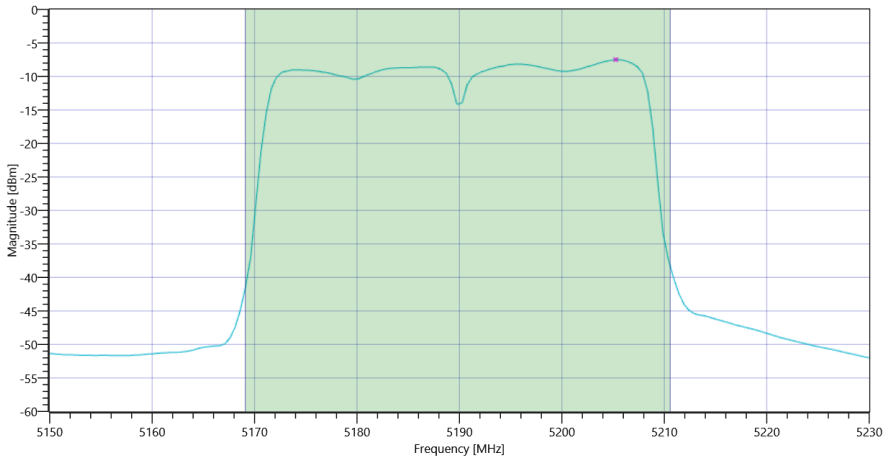

Plot_FCC Part 15.407 Max Output Power and PSD ~ WLAN5Gx n-HT40 mode U-NII-1 Max OP and PSD_24022021_083743.png

RESULT					
Test Description	Lower Limit	Upper Limit	Measured	Unit	Verdict
Power Spectral Density	---	---	-7.48	dBm/1MHz	INFO
Duty Cycle Correction	---	---	0	dB	INFO
Power Spectral Density DC corrected	---	11	-7.48	dBm/1MHz	PASS

TEST FINISHED	
General Verdict	PASS

2. FCC Part 15.407 Max Output Power and PSD ~ WLAN5Gx n-HT40 mode U-NII-1

Test References	
TC Start	24.02.2021 08:57:15
Ambit Temp [°C] | Humidity [rel%]	22.3 | 35
System Version	2.0.0.2
Test Specification	FCC Part 15.407
Test Method	KDB789033 D02, F., E.2.e.
TC Version	0.0.1
My Description	FCC 15.407 Max Output Power & PSD - WLAN5Gx n-HT40 mode U-NII-1
Add. Information	

Test Parameter	
Technology to test	WLAN5Gx n-HT40 mode U-NII-1
Antenna Port used	1
Temperature	nom
Voltage	nom
Frequency low to test	False | Freq [MHz] 5190
Frequency mid to test	False | Freq [MHz] 0
Frequency high to test	True | Freq [MHz] 5230
Auto Control enabled Power Supply | Climatic Box	No | No
Additional Path Loss [dB]	0
Switched Path	EUT - SignalingUnit - SpectrumAnalyzer
Devices in use	SA: Rohde&Schwarz,FSV-40,1307.9002K40/101042,3.60

Test at TX 5230 MHz

Duty Cycle evaluation					
Test Description	Lower Limit	Upper Limit	Measured	Unit	Verdict
No enough Bursts detected, Duty Cycle Burst Ratio set to 1					
Duty Cycle (Burst Ratio) max	---	---	1	---	INFO
Duty Cycle max	---	---	0	dB	INFO
Duty Cycle (Burst Ratio) min	---	---	1	---	INFO
Duty Cycle min	---	---	0	dB	INFO

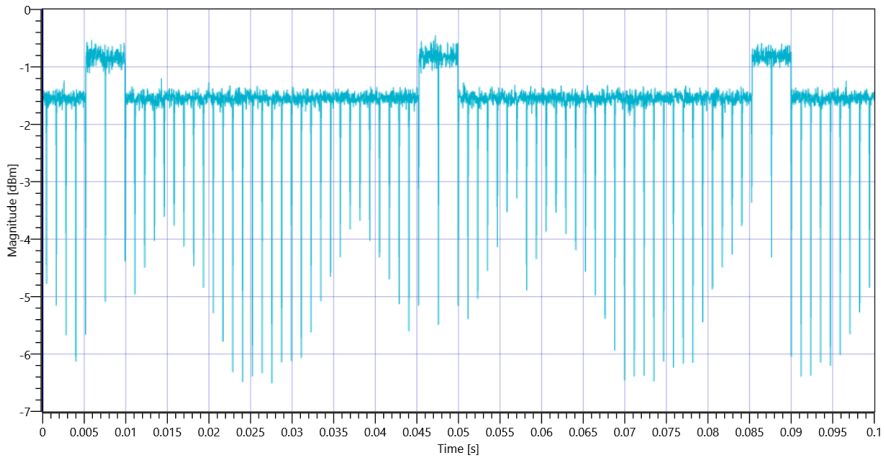

Plot_FCC Part 15.407 Max Output Power and PSD ~ WLAN5Gx n-HT40 mode U-NII-1 5230 MHz - DutyCycle_24022021_085734.png

RESULT					
Test Description	Lower Limit	Upper Limit	Measured	Unit	Verdict
Bandwidth 26dB	---	---	40.56	MHz	INFO
T1 26dB	---	---	5209.6000	MHz	INFO
T2 26dB	---	---	5250.1600	MHz	INFO

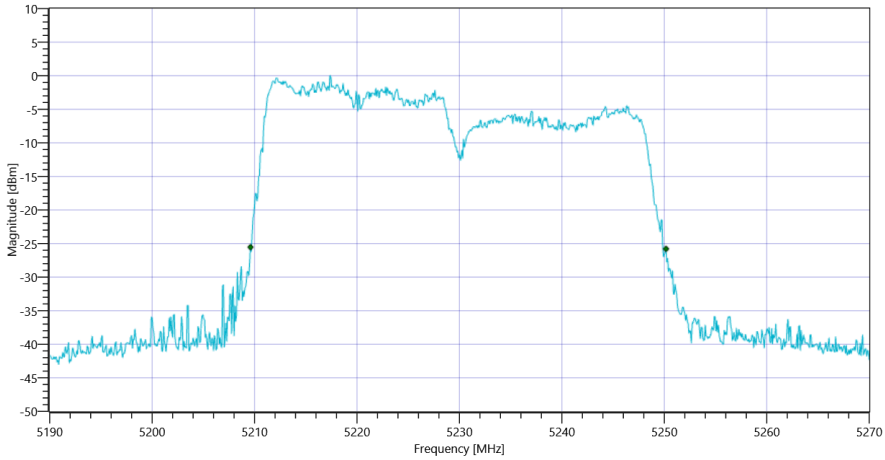

Plot_FCC Part 15.407 Max Output Power and PSD ~ WLAN5Gx n-HT40 mode U-NII-1 BW_24022021_085749.png

READ SA SETTINGS:	
RefLevel [dBm] | RefLevelOffset [dB] | InpAtt [dB]	14.70 | 17.82 | 15
Start [MHz] | Stop [MHz]	5190.000 | 5270.000
RBW [MHz] | VBW [MHz]	1.000000 | 3.000000
Detector | TraceMode	RMS | MAXH
Sweep: Time [ms] | Count | Points per Section | Type	53400 | 1 | 160 | SWE

RESULT					
Test Description	Lower Limit	Upper Limit	Measured	Unit	Verdict
Max Output Power	---	---	4.98	dBm	INFO
Duty Cycle Correction	---	---	0	dB	INFO
Limit absolute					
Max Output Power DC corrected	---	24	4.98	dBm	PASS
Limit by: 11 dBm + 10 log Bandwidth					
Max Output Power DC corrected	---	27.08	4.98	dBm	PASS

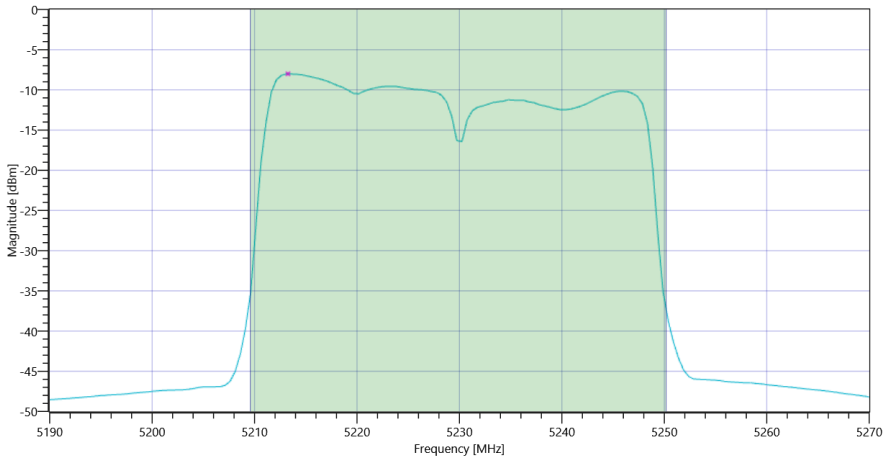

Plot_FCC Part 15.407 Max Output Power and PSD ~ WLAN5Gx n-HT40 mode U-NII-1 Max OP and PSD_24022021_085855.png

RESULT					
Test Description	Lower Limit	Upper Limit	Measured	Unit	Verdict
Power Spectral Density	---	---	-8	dBm/1MHz	INFO
Duty Cycle Correction	---	---	0	dB	INFO
Power Spectral Density DC corrected	---	11	-8	dBm/1MHz	PASS

TEST FINISHED	
General Verdict	PASS

3. FCC Part 15.407 Max Output Power and PSD ~ WLAN5Gx n-HT40 mode U-NII-3

Test References	
TC Start	24.02.2021 10:43:10
Ambit Temp [°C] | Humidity [rel%]	22.5 | 37
System Version	2.0.0.2
Test Specification	FCC Part 15.407
Test Method	KDB789033 D02, F., E.2.e.
TC Version	0.0.1
My Description	FCC 15.407 Max Output Power & PSD - WLAN5Gx n-HT40 mode U-NII-3
Add. Information	

Test Parameter	
Technology to test	WLAN5Gx n-HT40 mode U-NII-3
Antenna Port used	1
Temperature	nom
Voltage	nom
Frequency low to test	True | Freq [MHz] 5755
Frequency mid to test	False | Freq [MHz] 0
Frequency high to test	False | Freq [MHz] 5795
Auto Control enabled Power Supply | Climatic Box	No | No
Additional Path Loss [dB]	0
Switched Path	EUT - SignalingUnit - SpectrumAnalyzer
Devices in use	SA: Rohde&Schwarz,FSV-40,1307.9002K40/101042,3.60

Test at TX 5755 MHz

Duty Cycle evaluation					
Test Description	Lower Limit	Upper Limit	Measured	Unit	Verdict
No enough Bursts detected, Duty Cycle Burst Ratio set to 1					
Duty Cycle (Burst Ratio) max	---	---	1	---	INFO
Duty Cycle max	---	---	0	dB	INFO
Duty Cycle (Burst Ratio) min	---	---	1	---	INFO
Duty Cycle min	---	---	0	dB	INFO

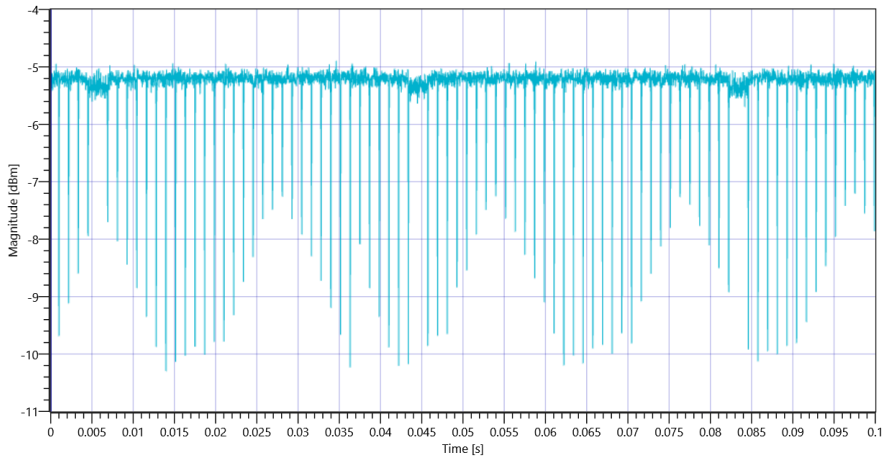

Plot_FCC Part 15.407 Max Output Power and PSD ~ WLAN5Gx n-HT40 mode U-NII-3 5755 MHz - DutyCycle_24022021_104328.png

RESULT					
Test Description	Lower Limit	Upper Limit	Measured	Unit	Verdict
Bandwidth 26dB	---	---	40.8	MHz	INFO
T1 26dB	---	---	5734.6800	MHz	INFO
T2 26dB	---	---	5775.4800	MHz	INFO

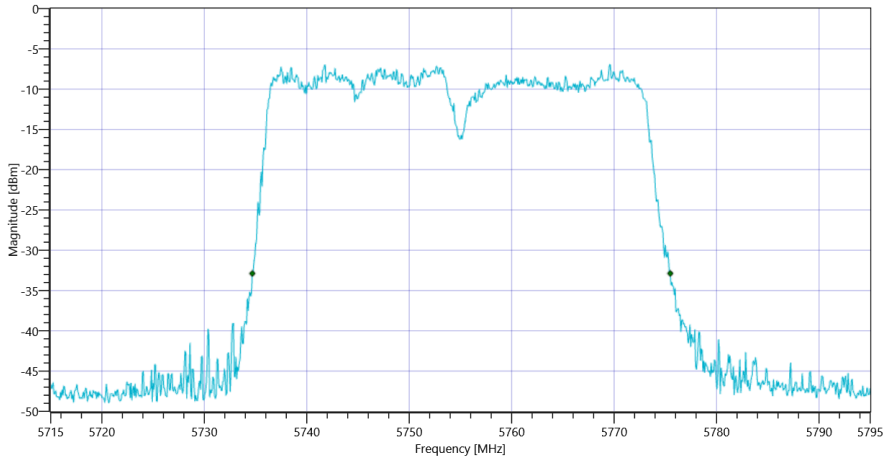

Plot_FCC Part 15.407 Max Output Power and PSD ~ WLAN5Gx n-HT40 mode U-NII-3 BW_24022021_104339.png

READ SA SETTINGS:	
RefLevel [dBm] | RefLevelOffset [dB] | InpAtt [dB]	8.11 | 17.87 | 5
Start [MHz] | Stop [MHz]	5715.000 | 5795.000
RBW [MHz] | VBW [MHz]	1.000000 | 3.000000
Detector | TraceMode	RMS | MAXH
Sweep: Time [ms] | Count | Points per Section | Type	53400 | 1 | 160 | SWE

RESULT					
Test Description	Lower Limit	Upper Limit	Measured	Unit	Verdict
Max Output Power	---	---	0.64	dBm	INFO
Duty Cycle Correction	---	---	0	dB	INFO
Limit absolute					
Max Output Power DC corrected	---	30	0.64	dBm	PASS
Limit by: 11 dBm + 10 log Bandwidth					
Max Output Power DC corrected	---	27.11	0.64	dBm	not applicable

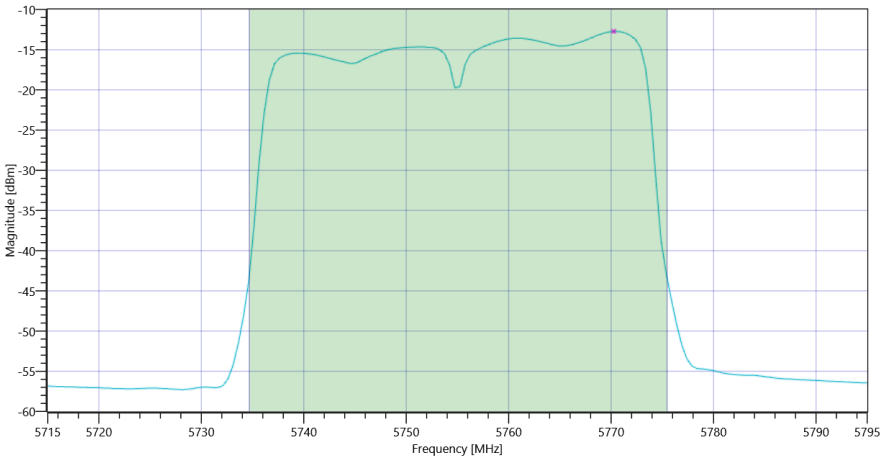

Plot_FCC Part 15.407 Max Output Power and PSD ~ WLAN5Gx n-HT40 mode U-NII-3 Max OP and PSD_24022021_104443.png

READ SA SETTINGS:	
RefLevel [dBm] | RefLevelOffset [dB] | InpAtt [dB]	8.11 | 17.87 | 10
Start [MHz] | Stop [MHz]	5715.000 | 5795.000
RBW [MHz] | VBW [MHz]	0.500000 | 3.000000
Detector | TraceMode	RMS | MAXH
Sweep: Time [ms] | Count | Points per Section | Type	53400 | 1 | 160 | SWE

RESULT					
Test Description	Lower Limit	Upper Limit	Measured	Unit	Verdict
Power Spectral Density	---	---	-15.76	dBm/0.5MHz	INFO
Duty Cycle Correction	---	---	0	dB	INFO
Power Spectral Density DC corrected	---	30	-15.76	dBm/0.5MHz	PASS

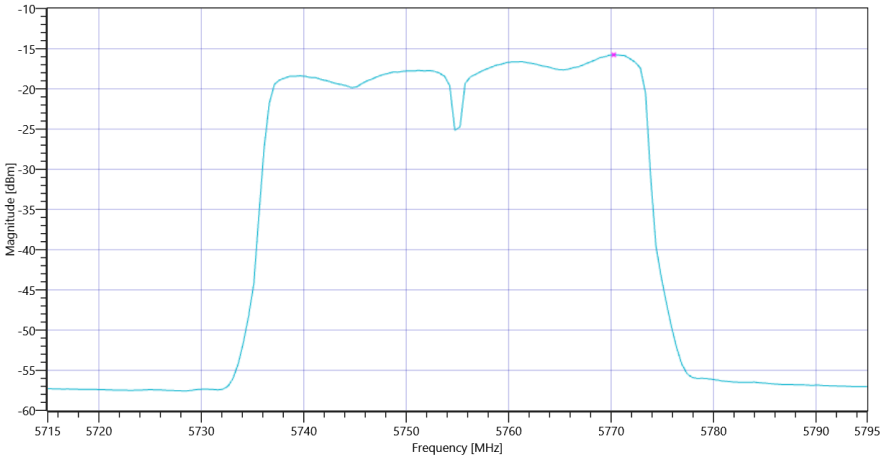

Plot_FCC Part 15.407 Max Output Power and PSD ~ WLAN5Gx n-HT40 mode U-NII-3 PSD UNII-3_24022021_104547.png

TEST FINISHED	
General Verdict	PASS

4. FCC Part 15.407 Max Output Power and PSD ~ WLAN5Gx n-HT40 mode U-NII-3

Test References	
TC Start	24.02.2021 11:01:22
Ambit Temp [°C] | Humidity [rel%]	22.6 | 37
System Version	2.0.0.2
Test Specification	FCC Part 15.407
Test Method	KDB789033 D02, F., E.2.e.
TC Version	0.0.1
My Description	FCC 15.407 Max Output Power & PSD - WLAN5Gx n-HT40 mode U-NII-3
Add. Information	

Test Parameter	
Technology to test	WLAN5Gx n-HT40 mode U-NII-3
Antenna Port used	1
Temperature	nom
Voltage	nom
Frequency low to test	False | Freq [MHz] 5755
Frequency mid to test	False | Freq [MHz] 0
Frequency high to test	True | Freq [MHz] 5795
Auto Control enabled Power Supply | Climatic Box	No | No
Additional Path Loss [dB]	0
Switched Path	EUT - SignalingUnit - SpectrumAnalyzer
Devices in use	SA: Rohde&Schwarz,FSV-40,1307.9002K40/101042,3.60

Test at TX 5795 MHz

Duty Cycle evaluation					
Test Description	Lower Limit	Upper Limit	Measured	Unit	Verdict
No enough Bursts detected, Duty Cycle Burst Ratio set to 1					
Duty Cycle (Burst Ratio) max	---	---	1	---	INFO
Duty Cycle max	---	---	0	dB	INFO
Duty Cycle (Burst Ratio) min	---	---	1	---	INFO
Duty Cycle min	---	---	0	dB	INFO

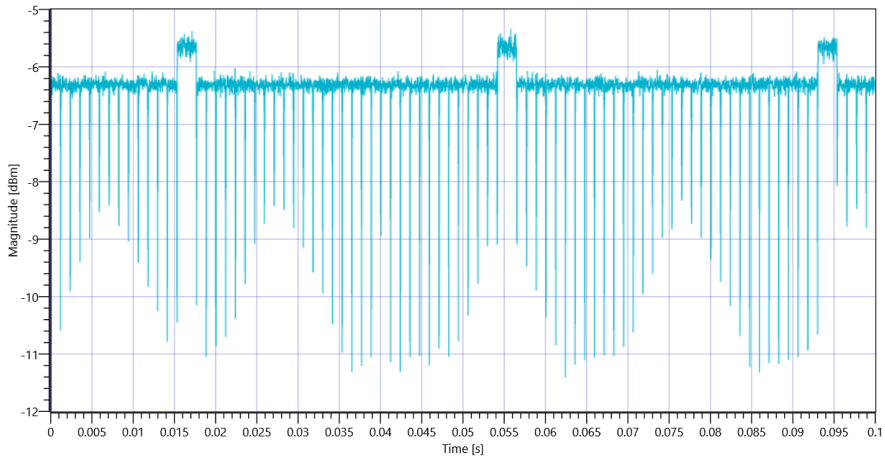

Plot_FCC Part 15.407 Max Output Power and PSD ~ WLAN5Gx n-HT40 mode U-NII-3 5795 MHz - DutyCycle_24022021_110140.png

RESULT					
Test Description	Lower Limit	Upper Limit	Measured	Unit	Verdict
Bandwidth 26dB	---	---	40.24	MHz	INFO
T1 26dB	---	---	5774.7600	MHz	INFO
T2 26dB	---	---	5815.0000	MHz	INFO

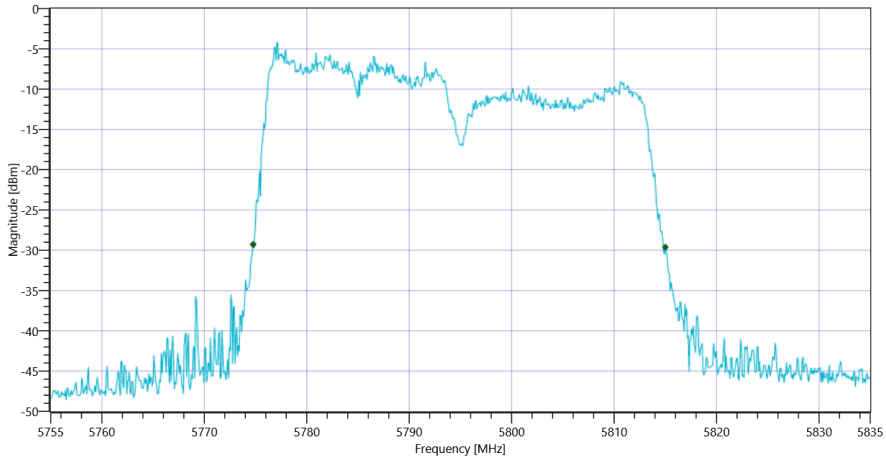

Plot_FCC Part 15.407 Max Output Power and PSD ~ WLAN5Gx n-HT40 mode U-NII-3 BW_24022021_110151.png

READ SA SETTINGS:	
RefLevel [dBm] | RefLevelOffset [dB] | InpAtt [dB]	10.58 | 17.93 | 10
Start [MHz] | Stop [MHz]	5755.000 | 5835.000
RBW [MHz] | VBW [MHz]	1.000000 | 3.000000
Detector | TraceMode	RMS | MAXH
Sweep: Time [ms] | Count | Points per Section | Type	53400 | 1 | 160 | SWE

RESULT					
Test Description	Lower Limit	Upper Limit	Measured	Unit	Verdict
Max Output Power	---	---	0.08	dBm	INFO
Duty Cycle Correction	---	---	0	dB	INFO
Limit absolute					
Max Output Power DC corrected	---	30	0.08	dBm	PASS
Limit by: 11 dBm + 10 log Bandwidth					
Max Output Power DC corrected	---	27.05	0.08	dBm	not applicable

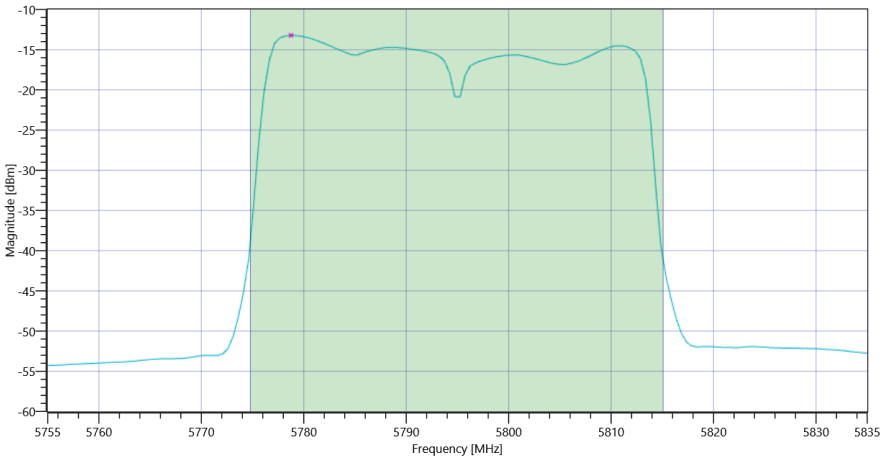

Plot_FCC Part 15.407 Max Output Power and PSD ~ WLAN5Gx n-HT40 mode U-NII-3 Max OP and PSD_24022021_110256.png

READ SA SETTINGS:	
RefLevel [dBm] | RefLevelOffset [dB] | InpAtt [dB]	10.58 | 17.93 | 10
Start [MHz] | Stop [MHz]	5755.000 | 5835.000
RBW [MHz] | VBW [MHz]	0.500000 | 3.000000
Detector | TraceMode	RMS | MAXH
Sweep: Time [ms] | Count | Points per Section | Type	53400 | 1 | 160 | SWE

RESULT					
Test Description	Lower Limit	Upper Limit	Measured	Unit	Verdict
Power Spectral Density	---	---	-16.17	dBm/0.5MHz	INFO
Duty Cycle Correction	---	---	0	dB	INFO
Power Spectral Density DC corrected	---	30	-16.17	dBm/0.5MHz	PASS

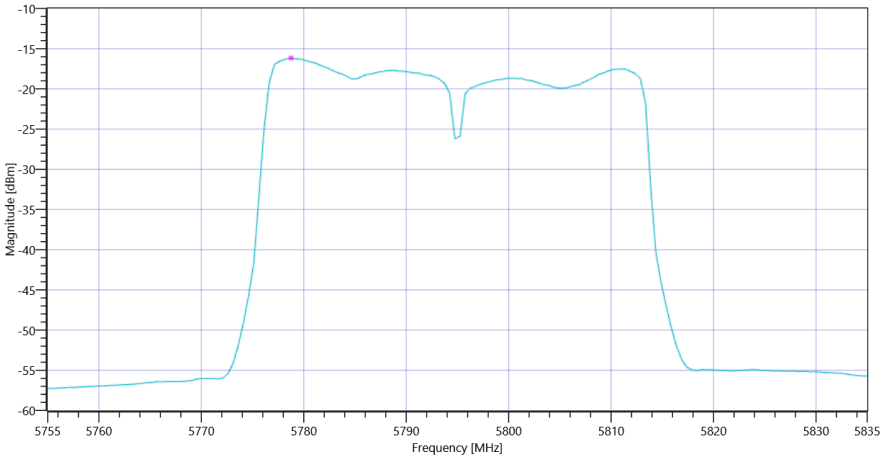

Plot_FCC Part 15.407 Max Output Power and PSD ~ WLAN5Gx n-HT40 mode U-NII-3 PSD UNII-3_24022021_110359.png

TEST FINISHED	
General Verdict	PASS

5. ISED Max Output Power and PSD ~ WLAN5Gx n-HT40 mode U-NII-1

Test References	
TC Start	24.02.2021 08:37:50
Ambit Temp [°C] | Humidity [rel%]	22.3 | 35
System Version	2.0.0.2
Test Specification	ISED
Test Method	
TC Version	0.0.1
My Description	ISED Max Output Power & PSD - WLAN5Gx n-HT40 mode U-NII-1
Add. Information	

Test Parameter	
Technology to test	WLAN5Gx n-HT40 mode U-NII-1
Antenna Port used	1
Temperature	nom
Voltage	nom
Frequency low to test	True | Freq [MHz] 5190
Frequency mid to test	False | Freq [MHz] 0
Frequency high to test	False | Freq [MHz] 5230
Auto Control enabled Power Supply | Climatic Box	No | No
Additional Path Loss [dB]	0
Switched Path	EUT - SignalingUnit - SpectrumAnalyzer
Devices in use	SA: Rohde&Schwarz,FSV-40,1307.9002K40/101042,3.60

Test at TX 5190 MHz

Duty Cycle evaluation					
Test Description	Lower Limit	Upper Limit	Measured	Unit	Verdict
No enough Bursts detected, Duty Cycle Burst Ratio set to 1					
Duty Cycle (Burst Ratio) max	---	---	1	---	INFO
Duty Cycle max	---	---	0	dB	INFO
Duty Cycle (Burst Ratio) min	---	---	1	---	INFO
Duty Cycle min	---	---	0	dB	INFO

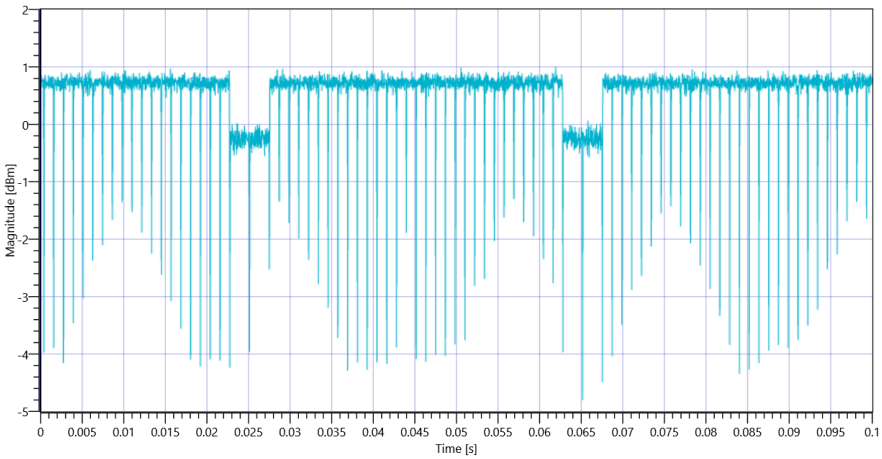

Plot_ISED Max Output Power and PSD ~ WLAN5Gx n-HT40 mode U-NII-1 5190 MHz - DutyCycle_24022021_083809.png

RESULT					
Test Description	Lower Limit	Upper Limit	Measured	Unit	Verdict
Bandwidth 99%	---	---	36.923	MHz	INFO
T1 99%	---	---	5171.2188	MHz	INFO
T2 99%	---	---	5208.1419	MHz	INFO

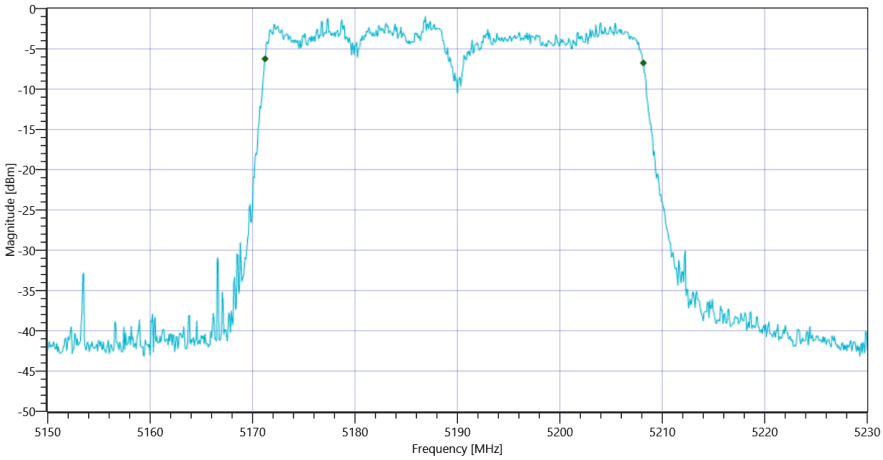

Plot_ISED Max Output Power and PSD ~ WLAN5Gx n-HT40 mode U-NII-1 BW_24022021_083825.png

READ SA SETTINGS:	
RefLevel [dBm] | RefLevelOffset [dB] | InpAtt [dB]	13.15 | 17.86 | 10
Start [MHz] | Stop [MHz]	5150.000 | 5230.000
RBW [MHz] | VBW [MHz]	1.000000 | 3.000000
Detector | TraceMode	RMS | MAXH
Sweep: Time [ms] | Count | Points per Section | Type	53400 | 1 | 160 | SWE

RESULT					
Test Description	Lower Limit	Upper Limit	Measured	Unit	Verdict
Max Output Power	---	---	6.33	dBm	INFO
Duty Cycle Correction	---	---	0	dB	INFO
Limit absolute					
Max Output Power DC corrected	---	24	6.33	dBm	PASS
Limit by: 11 dBm + 10 log Bandwidth					
Max Output Power DC corrected	---	26.67	6.33	dBm	PASS

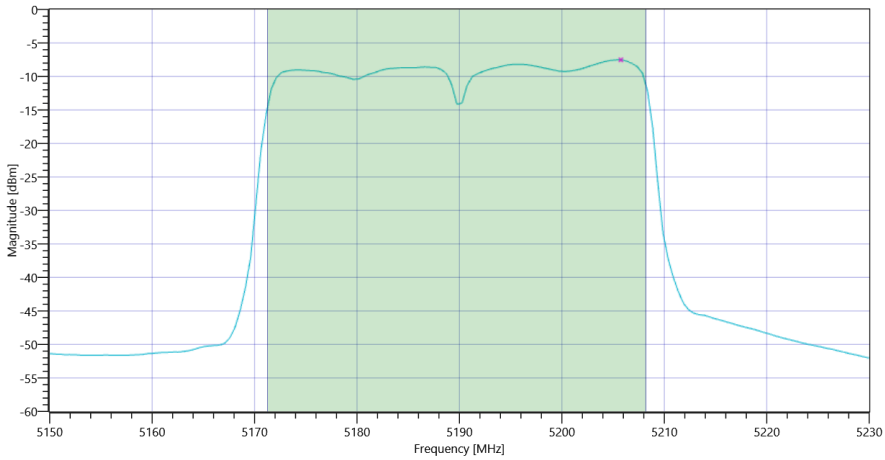

Plot_ISED Max Output Power and PSD ~ WLAN5Gx n-HT40 mode U-NII-1 Max OP and PSD_24022021_083932.png

RESULT					
Test Description	Lower Limit	Upper Limit	Measured	Unit	Verdict
Power Spectral Density	---	---	-7.52	dBm/1MHz	INFO
Duty Cycle Correction	---	---	0	dB	INFO
Power Spectral Density DC corrected	---	11	-7.52	dBm/1MHz	PASS

TEST FINISHED	
General Verdict	PASS

6. ISED Max Output Power and PSD ~ WLAN5Gx n-HT40 mode U-NII-1

Test References	
TC Start	24.02.2021 08:59:02
Ambit Temp [°C] | Humidity [rel%]	22.2 | 35
System Version	2.0.0.2
Test Specification	ISED
Test Method	
TC Version	0.0.1
My Description	ISED Max Output Power & PSD - WLAN5Gx n-HT40 mode U-NII-1
Add. Information	

Test Parameter	
Technology to test	WLAN5Gx n-HT40 mode U-NII-1
Antenna Port used	1
Temperature	nom
Voltage	nom
Frequency low to test	False | Freq [MHz] 5190
Frequency mid to test	False | Freq [MHz] 0
Frequency high to test	True | Freq [MHz] 5230
Auto Control enabled Power Supply | Climatic Box	No | No
Additional Path Loss [dB]	0
Switched Path	EUT - SignalingUnit - SpectrumAnalyzer
Devices in use	SA: Rohde&Schwarz,FSV-40,1307.9002K40/101042,3.60

Test at TX 5230 MHz

Duty Cycle evaluation					
Test Description	Lower Limit	Upper Limit	Measured	Unit	Verdict
No enough Bursts detected, Duty Cycle Burst Ratio set to 1					
Duty Cycle (Burst Ratio) max	---	---	1	---	INFO
Duty Cycle max	---	---	0	dB	INFO
Duty Cycle (Burst Ratio) min	---	---	1	---	INFO
Duty Cycle min	---	---	0	dB	INFO

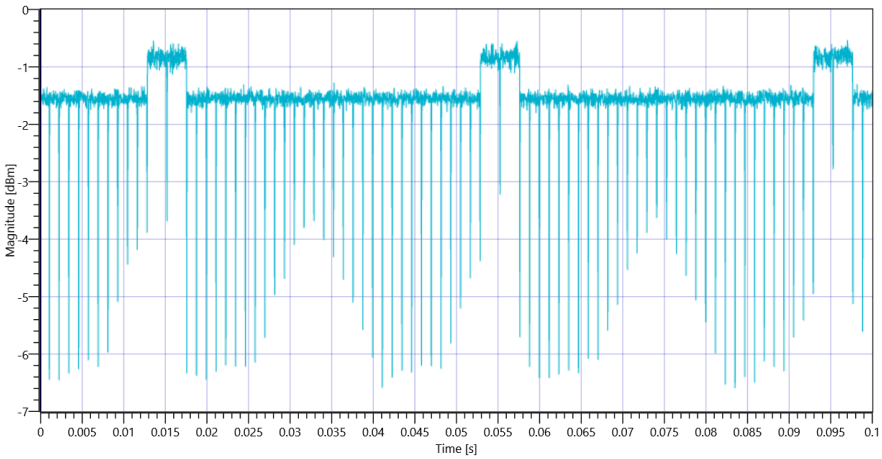

Plot_ISED Max Output Power and PSD ~ WLAN5Gx n-HT40 mode U-NII-1 5230 MHz - DutyCycle_24022021_085921.png

RESULT					
Test Description	Lower Limit	Upper Limit	Measured	Unit	Verdict
Bandwidth 99%	---	---	37.083	MHz	INFO
T1 99%	---	---	5210.9790	MHz	INFO
T2 99%	---	---	5248.0619	MHz	INFO

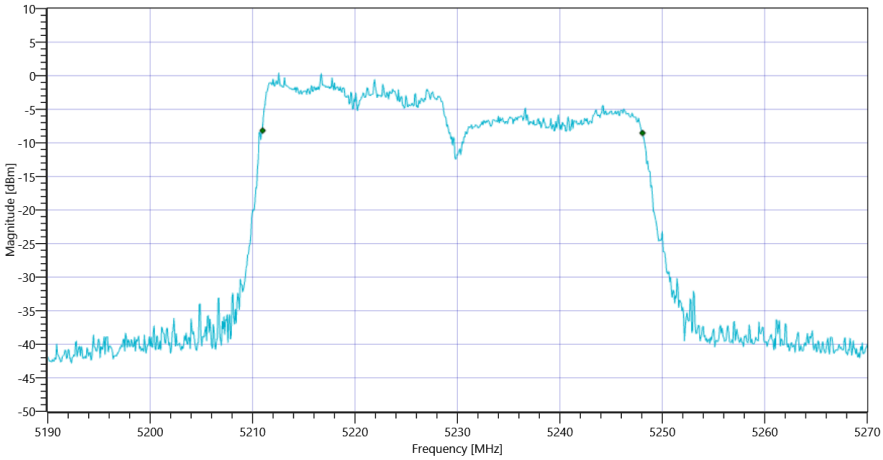

Plot_ISED Max Output Power and PSD ~ WLAN5Gx n-HT40 mode U-NII-1 BW_24022021_085937.png

READ SA SETTINGS:	
RefLevel [dBm] | RefLevelOffset [dB] | InpAtt [dB]	14.72 | 17.82 | 15
Start [MHz] | Stop [MHz]	5190.000 | 5270.000
RBW [MHz] | VBW [MHz]	1.000000 | 3.000000
Detector | TraceMode	RMS | MAXH
Sweep: Time [ms] | Count | Points per Section | Type	53400 | 1 | 160 | SWE

RESULT					
Test Description	Lower Limit	Upper Limit	Measured	Unit	Verdict
Max Output Power	---	---	4.93	dBm	INFO
Duty Cycle Correction	---	---	0	dB	INFO
Limit absolute					
Max Output Power DC corrected	---	24	4.93	dBm	PASS
Limit by: 11 dBm + 10 log Bandwidth					
Max Output Power DC corrected	---	26.69	4.93	dBm	PASS

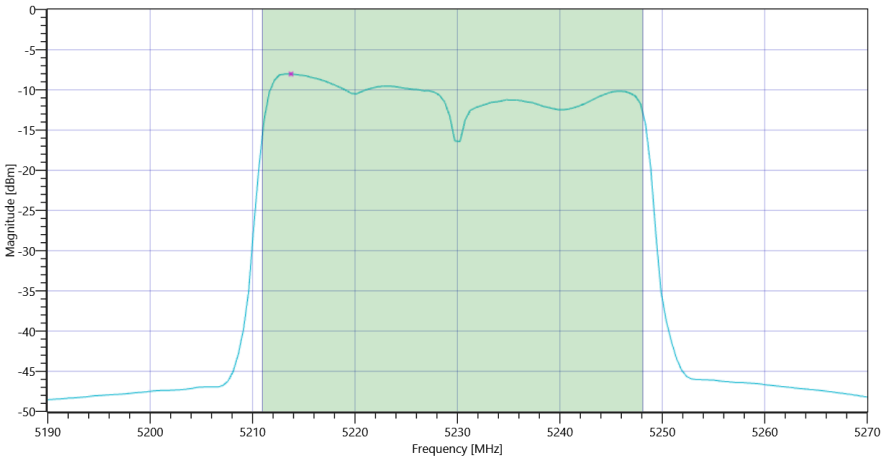

Plot_ISED Max Output Power and PSD ~ WLAN5Gx n-HT40 mode U-NII-1 Max OP and PSD_24022021_090043.png

RESULT					
Test Description	Lower Limit	Upper Limit	Measured	Unit	Verdict
Power Spectral Density	---	---	-8.02	dBm/1MHz	INFO
Duty Cycle Correction	---	---	0	dB	INFO
Power Spectral Density DC corrected	---	11	-8.02	dBm/1MHz	PASS

TEST FINISHED	
General Verdict	PASS

7. ISED Max Output Power and PSD ~ WLAN5Gx n-HT40 mode U-NII-3

Test References	
TC Start	24.02.2021 10:45:52
Ambit Temp [°C] | Humidity [rel%]	22.6 | 36
System Version	2.0.0.2
Test Specification	ISED
Test Method	
TC Version	0.0.1
My Description	ISED Max Output Power & PSD - WLAN5Gx n-HT40 mode U-NII-3
Add. Information	

Test Parameter	
Technology to test	WLAN5Gx n-HT40 mode U-NII-3
Antenna Port used	1
Temperature	nom
Voltage	nom
Frequency low to test	True | Freq [MHz] 5755
Frequency mid to test	False | Freq [MHz] 0
Frequency high to test	False | Freq [MHz] 5795
Auto Control enabled Power Supply | Climatic Box	No | No
Additional Path Loss [dB]	0
Switched Path	EUT - SignalingUnit - SpectrumAnalyzer
Devices in use	SA: Rohde&Schwarz,FSV-40,1307.9002K40/101042,3.60

Test at TX 5755 MHz

Duty Cycle evaluation					
Test Description	Lower Limit	Upper Limit	Measured	Unit	Verdict
No enough Bursts detected, Duty Cycle Burst Ratio set to 1					
Duty Cycle (Burst Ratio) max	---	---	1	---	INFO
Duty Cycle max	---	---	0	dB	INFO
Duty Cycle (Burst Ratio) min	---	---	1	---	INFO
Duty Cycle min	---	---	0	dB	INFO

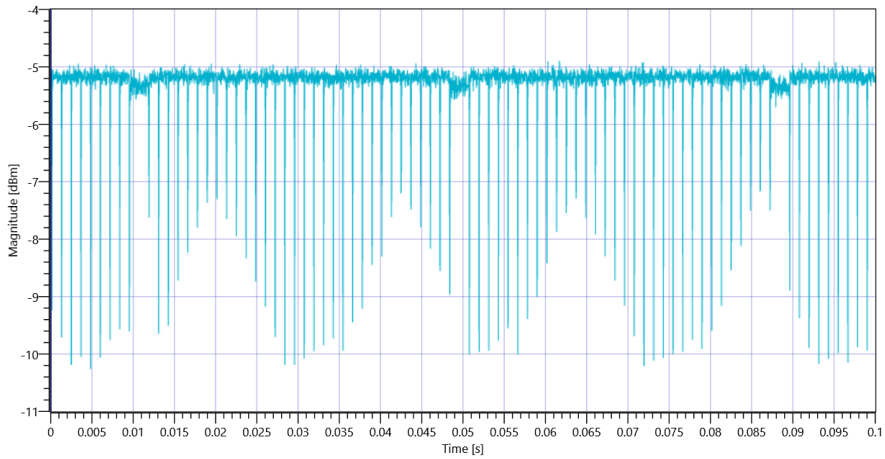

Plot_ISED Max Output Power and PSD ~ WLAN5Gx n-HT40 mode U-NII-3 5755 MHz - DutyCycle_24022021_104610.png

RESULT					
Test Description	Lower Limit	Upper Limit	Measured	Unit	Verdict
Bandwidth 99%	---	---	36.923	MHz	INFO
T1 99%	---	---	5736.2987	MHz	INFO
T2 99%	---	---	5773.2218	MHz	INFO

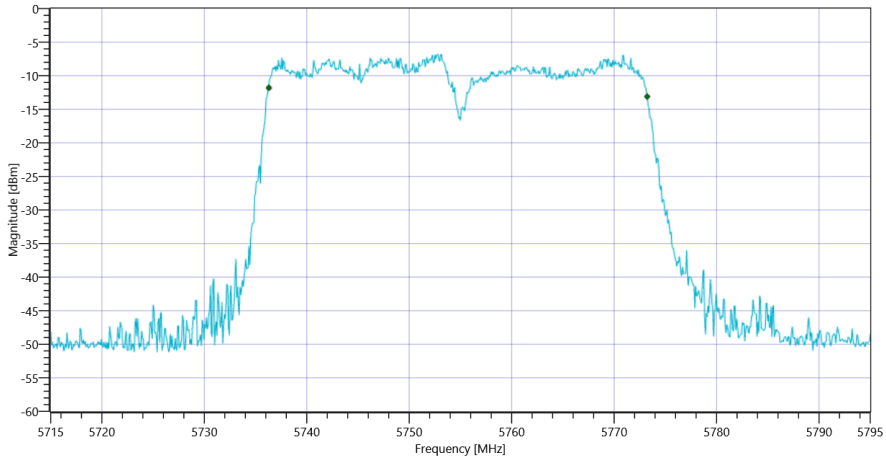

Plot_ISED Max Output Power and PSD ~ WLAN5Gx n-HT40 mode U-NII-3 BW_24022021_104621.png

READ SA SETTINGS:	
RefLevel [dBm] | RefLevelOffset [dB] | InpAtt [dB]	7.61 | 17.87 | 5
Start [MHz] | Stop [MHz]	5715.000 | 5795.000
RBW [MHz] | VBW [MHz]	1.000000 | 3.000000
Detector | TraceMode	RMS | MAXH
Sweep: Time [ms] | Count | Points per Section | Type	53400 | 1 | 160 | SWE

RESULT					
Test Description	Lower Limit	Upper Limit	Measured	Unit	Verdict
Max Output Power	---	---	0.61	dBm	INFO
Duty Cycle Correction	---	---	0	dB	INFO
Limit absolute					
Max Output Power DC corrected	---	30	0.61	dBm	PASS
Limit by: 11 dBm + 10 log Bandwidth					
Max Output Power DC corrected	---	26.67	0.61	dBm	not applicable

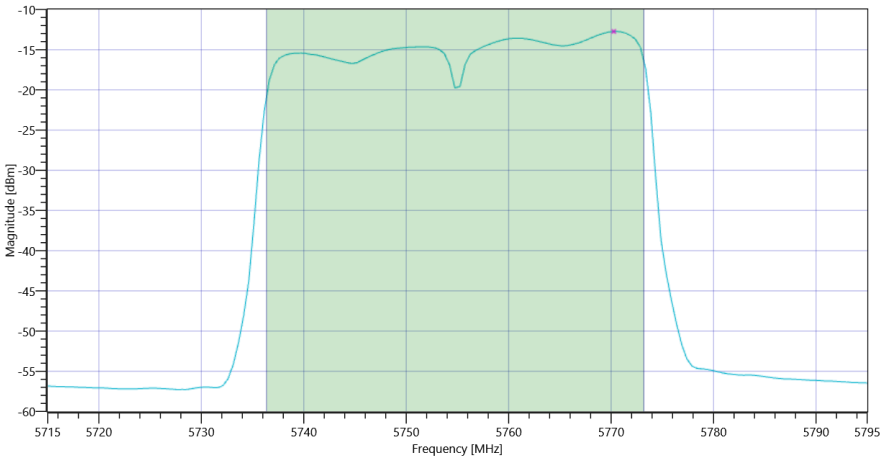

Plot_ISED Max Output Power and PSD ~ WLAN5Gx n-HT40 mode U-NII-3 Max OP and PSD_24022021_104726.png

READ SA SETTINGS:	
RefLevel [dBm] | RefLevelOffset [dB] | InpAtt [dB]	7.61 | 17.87 | 5
Start [MHz] | Stop [MHz]	5715.000 | 5795.000
RBW [MHz] | VBW [MHz]	0.500000 | 3.000000
Detector | TraceMode	RMS | MAXH
Sweep: Time [ms] | Count | Points per Section | Type	53400 | 1 | 160 | SWE

RESULT					
Test Description	Lower Limit	Upper Limit	Measured	Unit	Verdict
Power Spectral Density	---	---	-15.72	dBm/0.5MHz	INFO
Duty Cycle Correction	---	---	0	dB	INFO
Power Spectral Density DC corrected	---	30	-15.72	dBm/0.5MHz	PASS

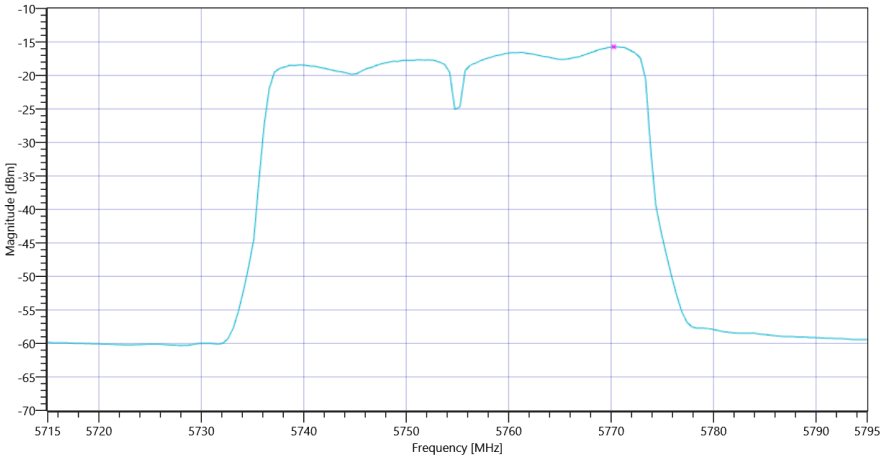

Plot_ISED Max Output Power and PSD ~ WLAN5Gx n-HT40 mode U-NII-3 PSD UNII-3_24022021_104830.png

TEST FINISHED	
General Verdict	PASS

8. ISED Max Output Power and PSD ~ WLAN5Gx n-HT40 mode U-NII-3

Test References	
TC Start	24.02.2021 11:04:05
Ambit Temp [°C] | Humidity [rel%]	22.7 | 37
System Version	2.0.0.2
Test Specification	ISED
Test Method	
TC Version	0.0.1
My Description	ISED Max Output Power & PSD - WLAN5Gx n-HT40 mode U-NII-3
Add. Information	

Test Parameter	
Technology to test	WLAN5Gx n-HT40 mode U-NII-3
Antenna Port used	1
Temperature	nom
Voltage	nom
Frequency low to test	False | Freq [MHz] 5755
Frequency mid to test	False | Freq [MHz] 0
Frequency high to test	True | Freq [MHz] 5795
Auto Control enabled Power Supply | Climatic Box	No | No
Additional Path Loss [dB]	0
Switched Path	EUT - SignalingUnit - SpectrumAnalyzer
Devices in use	SA: Rohde&Schwarz,FSV-40,1307.9002K40/101042,3.60

Test at TX 5795 MHz

Duty Cycle evaluation					
Test Description	Lower Limit	Upper Limit	Measured	Unit	Verdict
No enough Bursts detected, Duty Cycle Burst Ratio set to 1					
Duty Cycle (Burst Ratio) max	---	---	1	---	INFO
Duty Cycle max	---	---	0	dB	INFO
Duty Cycle (Burst Ratio) min	---	---	1	---	INFO
Duty Cycle min	---	---	0	dB	INFO

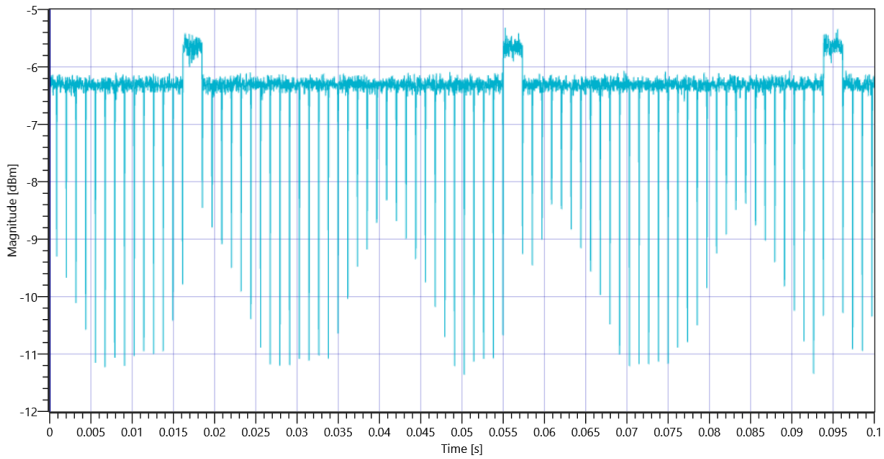

Plot_ISED Max Output Power and PSD ~ WLAN5Gx n-HT40 mode U-NII-3 5795 MHz - DutyCycle_24022021_110423.png

RESULT					
Test Description	Lower Limit	Upper Limit	Measured	Unit	Verdict
Bandwidth 99%	---	---	37.003	MHz	INFO
T1 99%	---	---	5776.0589	MHz	INFO
T2 99%	---	---	5813.0619	MHz	INFO

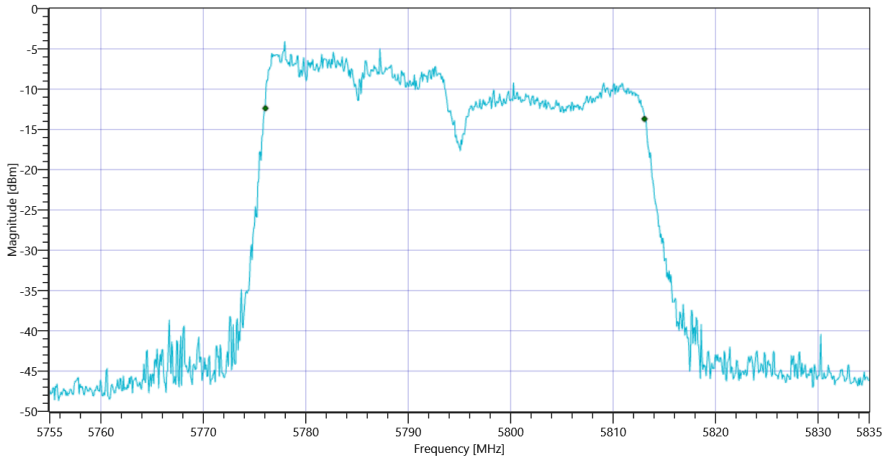

Plot_ISED Max Output Power and PSD ~ WLAN5Gx n-HT40 mode U-NII-3 BW_24022021_110434.png

READ SA SETTINGS:	
RefLevel [dBm] | RefLevelOffset [dB] | InpAtt [dB]	8.44 | 17.93 | 5
Start [MHz] | Stop [MHz]	5755.000 | 5835.000
RBW [MHz] | VBW [MHz]	1.000000 | 3.000000
Detector | TraceMode	RMS | MAXH
Sweep: Time [ms] | Count | Points per Section | Type	53400 | 1 | 160 | SWE

RESULT					
Test Description	Lower Limit	Upper Limit	Measured	Unit	Verdict
Max Output Power	---	---	-0.04	dBm	INFO
Duty Cycle Correction	---	---	0	dB	INFO
Limit absolute					
Max Output Power DC corrected	---	30	-0.04	dBm	PASS
Limit by: 11 dBm + 10 log Bandwidth					
Max Output Power DC corrected	---	26.68	-0.04	dBm	not applicable

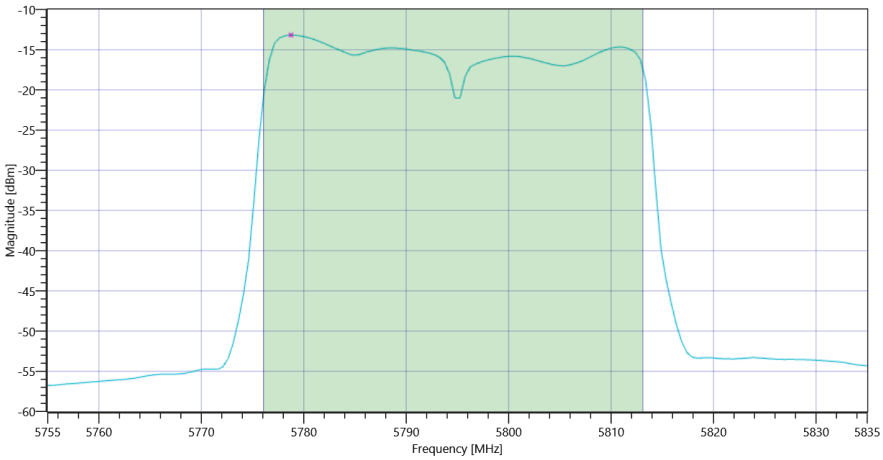

Plot_ISED Max Output Power and PSD ~ WLAN5Gx n-HT40 mode U-NII-3 Max OP and PSD_24022021_110539.png

READ SA SETTINGS:	
RefLevel [dBm] | RefLevelOffset [dB] | InpAtt [dB]	8.44 | 17.93 | 10
Start [MHz] | Stop [MHz]	5755.000 | 5835.000
RBW [MHz] | VBW [MHz]	0.500000 | 3.000000
Detector | TraceMode	RMS | MAXH
Sweep: Time [ms] | Count | Points per Section | Type	53400 | 1 | 160 | SWE

RESULT					
Test Description	Lower Limit	Upper Limit	Measured	Unit	Verdict
Power Spectral Density	---	---	-16.18	dBm/0.5MHz	INFO
Duty Cycle Correction	---	---	0	dB	INFO
Power Spectral Density DC corrected	---	30	-16.18	dBm/0.5MHz	PASS

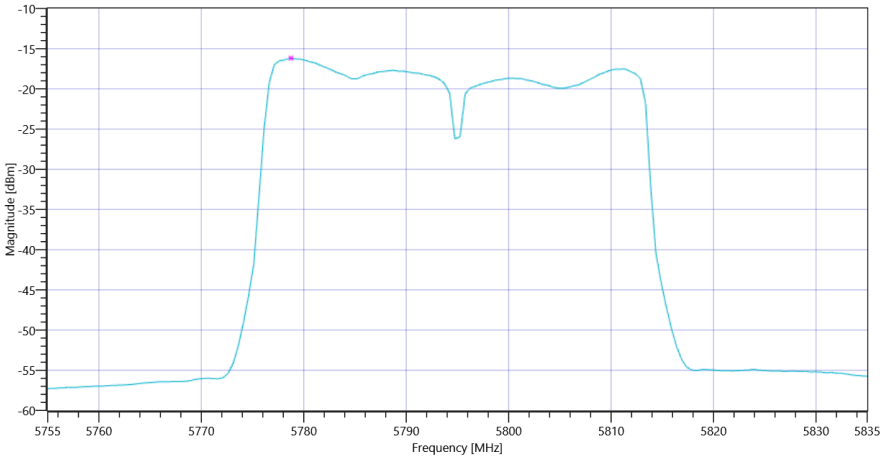

Plot_ISED Max Output Power and PSD ~ WLAN5Gx n-HT40 mode U-NII-3 PSD UNII-3_24022021_110643.png

TEST FINISHED	
General Verdict	PASS

9. FCC Part 15.407 & ISED Bandwidths ~ WLAN5Gx n-HT40 mode U-NII-1

Test References	
TC Start	24.02.2021 08:39:39
Ambit Temp [°C] | Humidity [rel%]	22.3 | 35
System Version	2.0.0.2
Test Specification	FCC Part 15.407 & ISET RSS-GEN
Test Method	26dB Bandwidth KDB789033 D02, C.1 / ISED RSS-GEN
TC Version	0.0.1
My Description	FCC 15.407 Bandwidths - WLAN5Gx n-HT40 mode U-NII-1
Add. Information	

Test Parameter	
Technology to test	WLAN5Gx n-HT40 mode U-NII-1
Antenna Port used	1
Temperature	nom
Voltage	nom
Frequency low to test	True | Freq [MHz] 5190
Frequency mid to test	False | Freq [MHz] 0
Frequency high to test	False | Freq [MHz] 5230
Auto Control enabled Power Supply | Climatic Box	No | No
Additional Path Loss [dB]	0
Switched Path	EUT - SignalingUnit - SpectrumAnalyzer
Devices in use	SA: Rohde&Schwarz,FSV-40,1307.9002K40/101042,3.60

Test at TX 5190 MHz

READ SA SETTINGS:	
RefLevel [dBm] | RefLevelOffset [dB] | InpAtt [dB]	9.38 | 17.86 | 10
Start [MHz] | Stop [MHz]	5140.000 | 5240.000
RBW [MHz] | VBW [MHz]	0.500000 | 3.000000
Detector | TraceMode	POS | MAXH
Sweep: Time [ms] | Count | Points per Section | Type	1 | 2500 | 1001 | SWE

RESULT					
Test Description	Lower Limit	Upper Limit	Measured	Unit	Verdict
Bandwidth 99%	---	---	36.963	MHz	INFO
T1 99%	5150.000000	---	5171.2188	MHz	PASS
T2 99%	---	5250.000000	5208.1818	MHz	PASS

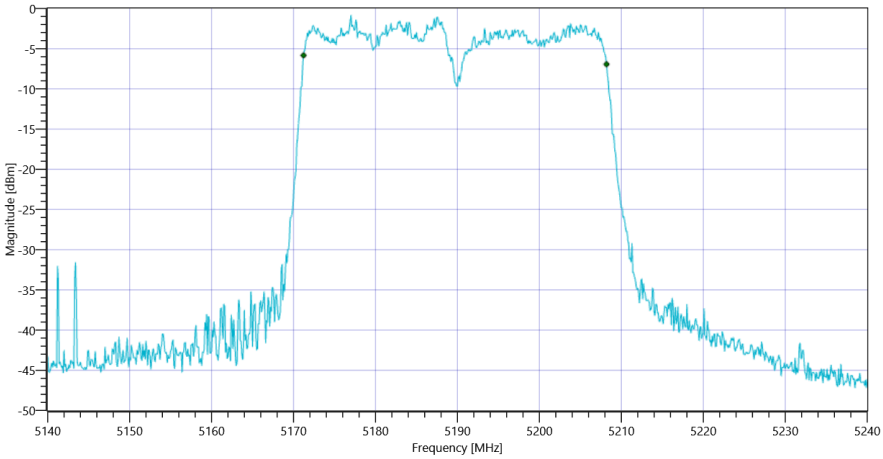

Plot_FCC Part 15.407 & ISED Bandwidths ~ WLAN5Gx n-HT40 mode U-NII-1 99PCT_24022021_084010.png

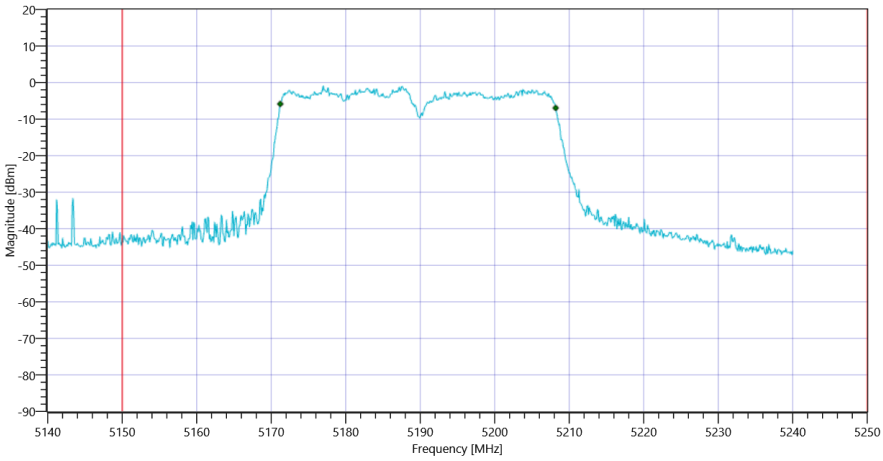

Plot_FCC Part 15.407 & ISED Bandwidths ~ WLAN5Gx n-HT40 mode U-NII-1_24022021_084016.png

RESULT					
Test Description	Lower Limit	Upper Limit	Measured	Unit	Verdict
Bandwidth 26dB	---	---	40.8	MHz	INFO
T1 26dB	5150.000000	---	5169.6000	MHz	PASS
T2 26dB	---	5250.000000	5210.4000	MHz	PASS

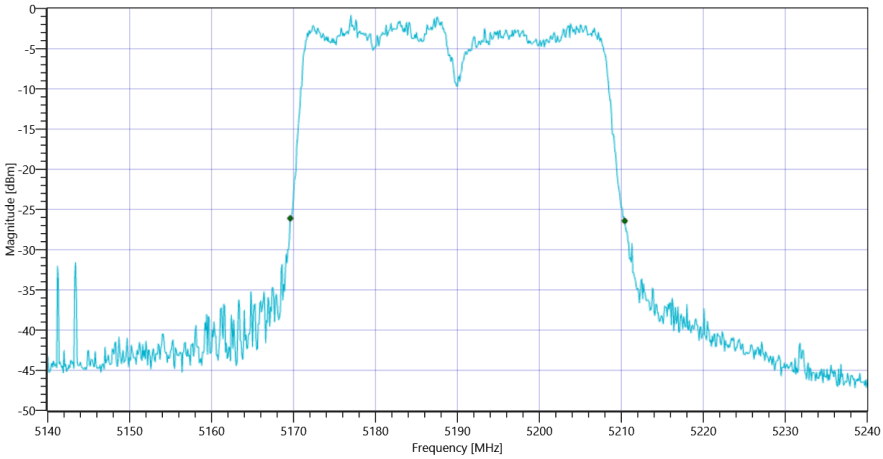

Plot_FCC Part 15.407 & ISED Bandwidths ~ WLAN5Gx n-HT40 mode U-NII-1 26dB_24022021_084024.png

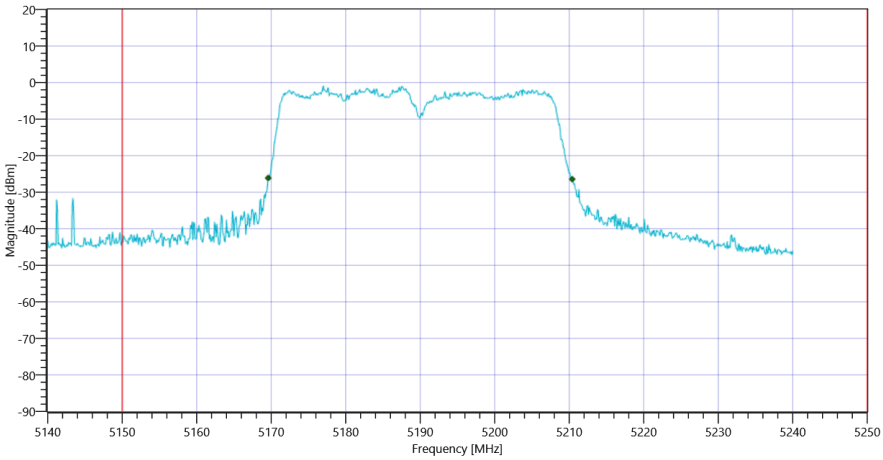

Plot_FCC Part 15.407 & ISED Bandwidths ~ WLAN5Gx n-HT40 mode U-NII-1_24022021_084031.png

TEST FINISHED	
General Verdict	PASS

10. FCC Part 15.407 & ISED Bandwidths ~ WLAN5Gx n-HT40 mode U-NII-1

Test References	
TC Start	24.02.2021 09:00:51
Ambit Temp [°C] | Humidity [rel%]	22.2 | 35
System Version	2.0.0.2
Test Specification	FCC Part 15.407 & ISET RSS-GEN
Test Method	26dB Bandwidth KDB789033 D02, C.1 / ISED RSS-GEN
TC Version	0.0.1
My Description	FCC 15.407 Bandwidths - WLAN5Gx n-HT40 mode U-NII-1
Add. Information	

Test Parameter	
Technology to test	WLAN5Gx n-HT40 mode U-NII-1
Antenna Port used	1
Temperature	nom
Voltage	nom
Frequency low to test	False | Freq [MHz] 5190
Frequency mid to test	False | Freq [MHz] 0
Frequency high to test	True | Freq [MHz] 5230
Auto Control enabled Power Supply | Climatic Box	No | No
Additional Path Loss [dB]	0
Switched Path	EUT - SignalingUnit - SpectrumAnalyzer
Devices in use	SA: Rohde&Schwarz,FSV-40,1307.9002K40/101042,3.60

Test at TX 5230 MHz

READ SA SETTINGS:	
RefLevel [dBm] | RefLevelOffset [dB] | InpAtt [dB]	10.08 | 17.82 | 10
Start [MHz] | Stop [MHz]	5180.000 | 5280.000
RBW [MHz] | VBW [MHz]	0.500000 | 3.000000
Detector | TraceMode	POS | MAXH
Sweep: Time [ms] | Count | Points per Section | Type	1 | 2500 | 1001 | SWE

RESULT					
Test Description	Lower Limit	Upper Limit	Measured	Unit	Verdict
Bandwidth 99%	---	---	37.063	MHz	INFO
T1 99%	5150.000000	---	5211.0190	MHz	PASS
T2 99%	---	5250.000000	5248.0819	MHz	PASS

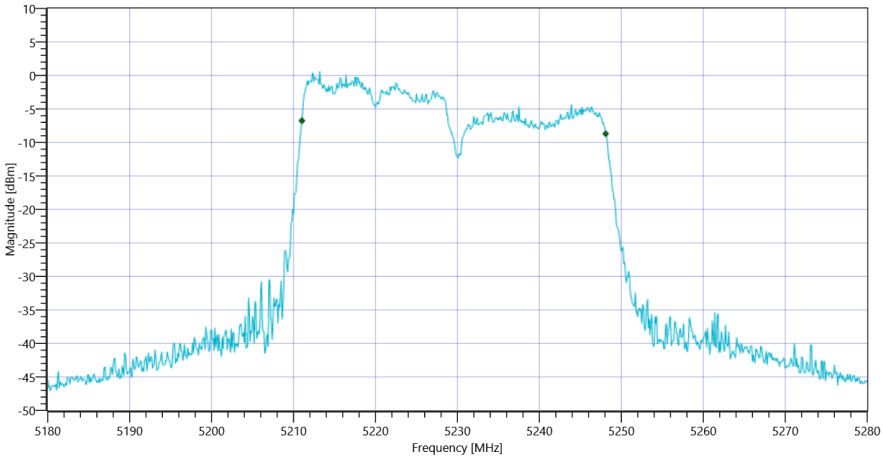

Plot_FCC Part 15.407 & ISED Bandwidths ~ WLAN5Gx n-HT40 mode U-NII-1 99PCT_24022021_090122.png

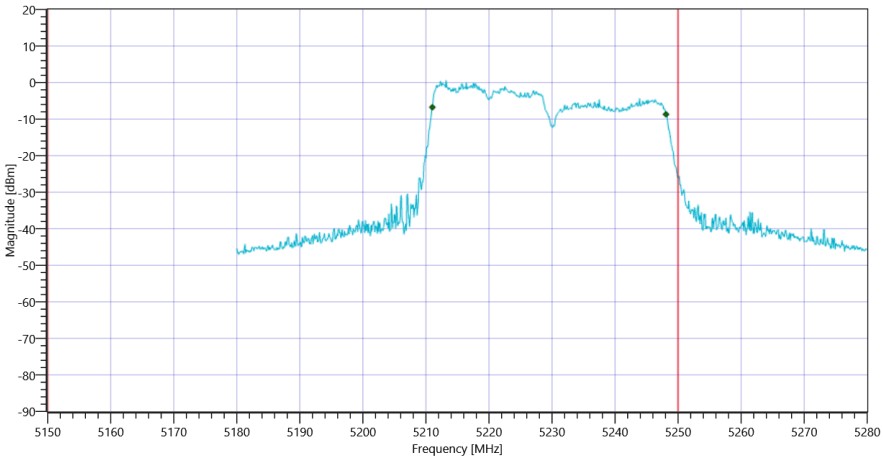

Plot_FCC Part 15.407 & ISED Bandwidths ~ WLAN5Gx n-HT40 mode U-NII-1_24022021_090129.png

RESULT					
Test Description	Lower Limit	Upper Limit	Measured	Unit	Verdict
Bandwidth 26dB	---	---	40.1	MHz	INFO
T1 26dB	5150.000000	---	5209.7000	MHz	PASS
T2 26dB	---	5250.000000	5249.8000	MHz	PASS

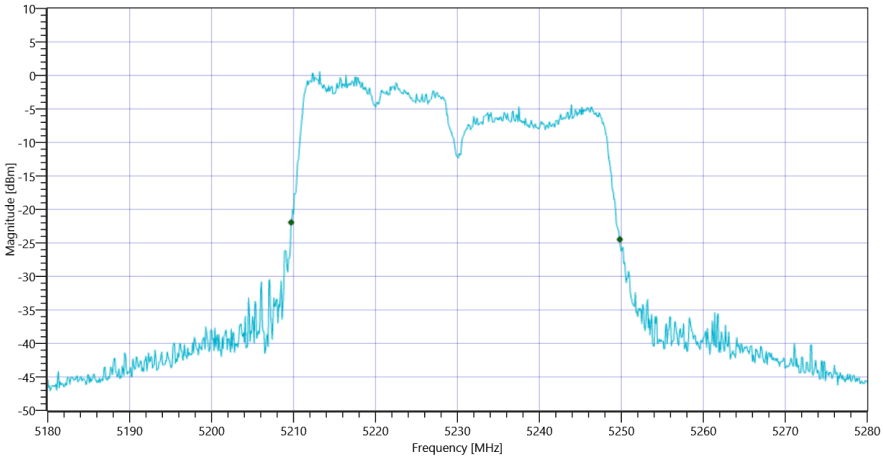

Plot_FCC Part 15.407 & ISED Bandwidths ~ WLAN5Gx n-HT40 mode U-NII-1 26dB_24022021_090137.png

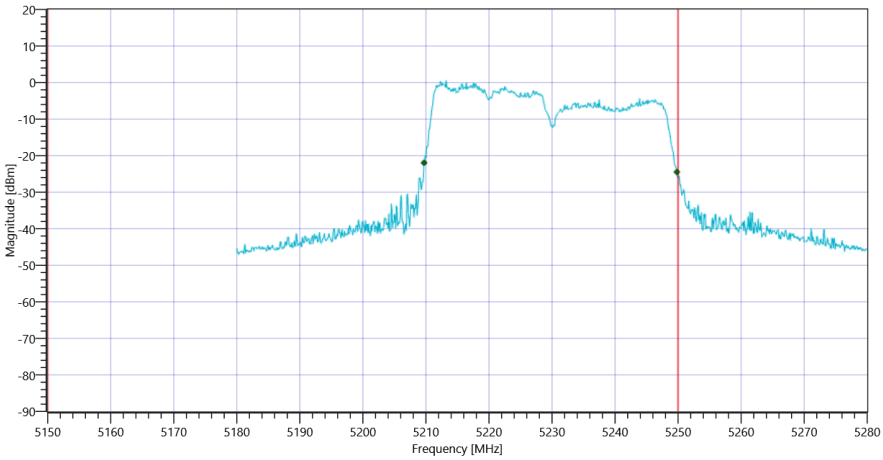

Plot_FCC Part 15.407 & ISED Bandwidths ~ WLAN5Gx n-HT40 mode U-NII-1_24022021_090144.png

TEST FINISHED	
General Verdict	PASS

11. FCC Part 15.407 & ISED Bandwidths ~ WLAN5Gx n-HT40 mode U-NII-3

Test References	
TC Start	24.02.2021 10:48:35
Ambit Temp [°C] | Humidity [rel%]	22.5 | 36
System Version	2.0.0.2
Test Specification	FCC Part 15.407 & ISET RSS-GEN
Test Method	26dB Bandwidth KDB789033 D02, C.1 / ISED RSS-GEN
TC Version	0.0.1
My Description	FCC 15.407 Bandwidths - WLAN5Gx n-HT40 mode U-NII-3
Add. Information	

Test Parameter	
Technology to test	WLAN5Gx n-HT40 mode U-NII-3
Antenna Port used	1
Temperature	nom
Voltage	nom
Frequency low to test	True | Freq [MHz] 5755
Frequency mid to test	False | Freq [MHz] 0
Frequency high to test	False | Freq [MHz] 5795
Auto Control enabled Power Supply | Climatic Box	No | No
Additional Path Loss [dB]	0
Switched Path	EUT - SignalingUnit - SpectrumAnalyzer
Devices in use	SA: Rohde&Schwarz,FSV-40,1307.9002K40/101042,3.60

Test at TX 5755 MHz

READ SA SETTINGS:	
RefLevel [dBm] | RefLevelOffset [dB] | InpAtt [dB]	4.43 | 17.87 | 5
Start [MHz] | Stop [MHz]	5705.000 | 5805.000
RBW [MHz] | VBW [MHz]	0.500000 | 3.000000
Detector | TraceMode	POS | MAXH
Sweep: Time [ms] | Count | Points per Section | Type	1 | 2500 | 1001 | SWE

RESULT					
Test Description	Lower Limit	Upper Limit	Measured	Unit	Verdict
Bandwidth 99%	---	---	36.863	MHz	INFO
T1 99%	5725.000000	---	5736.3187	MHz	PASS
T2 99%	---	5850.000000	5773.1818	MHz	PASS

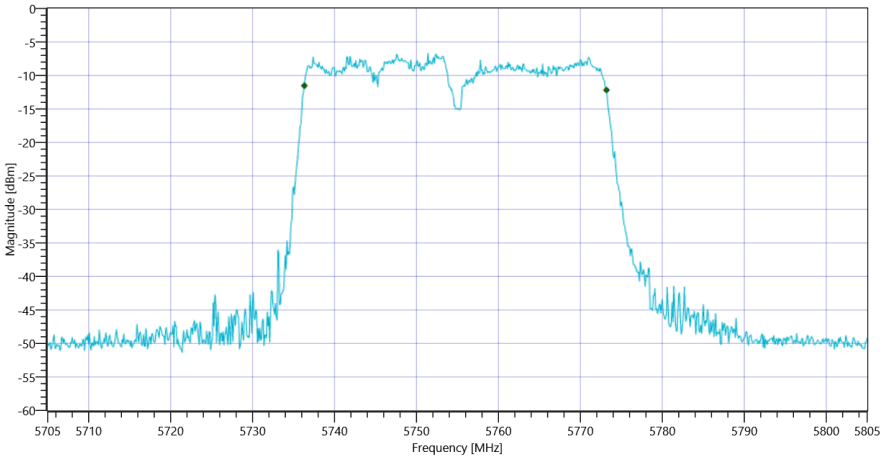

Plot_FCC Part 15.407 & ISED Bandwidths ~ WLAN5Gx n-HT40 mode U-NII-3 99PCT_24022021_104859.png

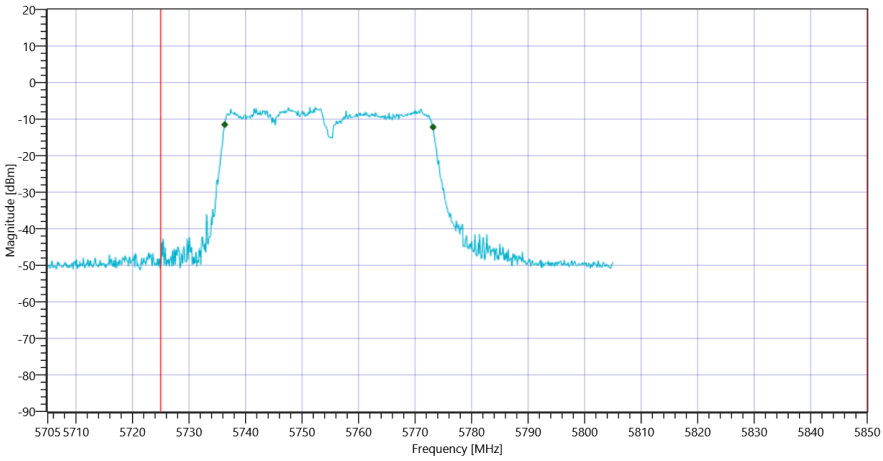

Plot_FCC Part 15.407 & ISED Bandwidths ~ WLAN5Gx n-HT40 mode U-NII-3_24022021_104906.png

RESULT					
Test Description	Lower Limit	Upper Limit	Measured	Unit	Verdict
Bandwidth 26dB	---	---	40.7	MHz	INFO
T1 26dB	5725.000000	---	5734.7000	MHz	PASS
T2 26dB	---	5850.000000	5775.4000	MHz	PASS

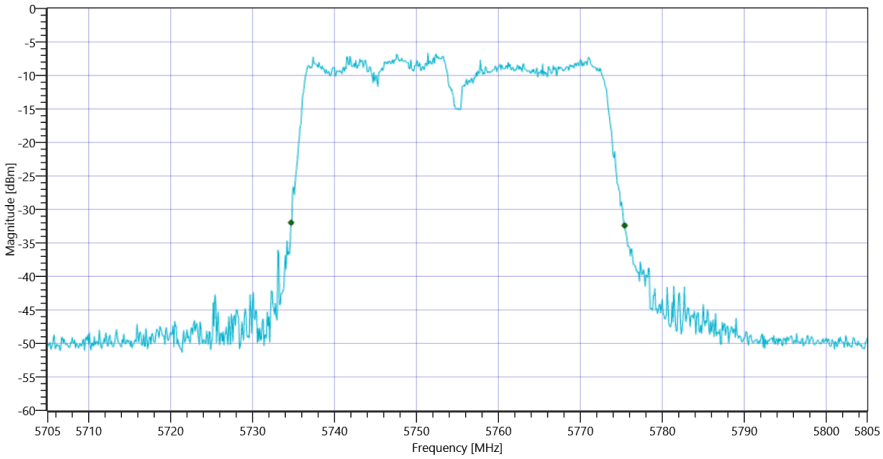

Plot_FCC Part 15.407 & ISED Bandwidths ~ WLAN5Gx n-HT40 mode U-NII-3 26dB_24022021_104913.png

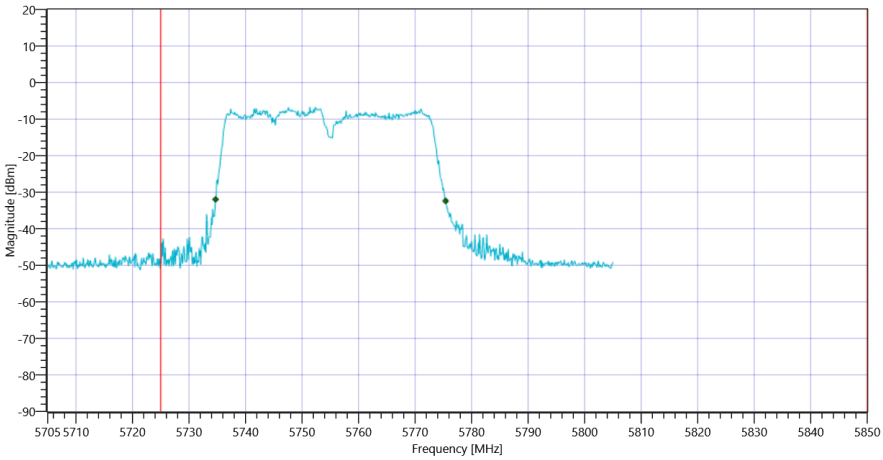

Plot_FCC Part 15.407 & ISED Bandwidths ~ WLAN5Gx n-HT40 mode U-NII-3_24022021_104920.png

TEST FINISHED	
General Verdict	PASS

12. FCC Part 15.407 & ISED Bandwidths ~ WLAN5Gx n-HT40 mode U-NII-3

Test References	
TC Start	24.02.2021 11:06:48
Ambit Temp [°C] | Humidity [rel%]	22.7 | 37
System Version	2.0.0.2
Test Specification	FCC Part 15.407 & ISET RSS-GEN
Test Method	26dB Bandwidth KDB789033 D02, C.1 / ISED RSS-GEN
TC Version	0.0.1
My Description	FCC 15.407 Bandwidths - WLAN5Gx n-HT40 mode U-NII-3
Add. Information	

Test Parameter	
Technology to test	WLAN5Gx n-HT40 mode U-NII-3
Antenna Port used	1
Temperature	nom
Voltage	nom
Frequency low to test	False | Freq [MHz] 5755
Frequency mid to test	False | Freq [MHz] 0
Frequency high to test	True | Freq [MHz] 5795
Auto Control enabled Power Supply | Climatic Box	No | No
Additional Path Loss [dB]	0
Switched Path	EUT - SignalingUnit - SpectrumAnalyzer
Devices in use	SA: Rohde&Schwarz,FSV-40,1307.9002K40/101042,3.60

Test at TX 5795 MHz

READ SA SETTINGS:	
RefLevel [dBm] | RefLevelOffset [dB] | InpAtt [dB]	5.72 | 17.93 | 5
Start [MHz] | Stop [MHz]	5745.000 | 5845.000
RBW [MHz] | VBW [MHz]	0.500000 | 3.000000
Detector | TraceMode	POS | MAXH
Sweep: Time [ms] | Count | Points per Section | Type	1 | 2500 | 1001 | SWE

RESULT					
Test Description	Lower Limit	Upper Limit	Measured	Unit	Verdict
Bandwidth 99%	---	---	37.063	MHz	INFO
T1 99%	5725.000000	---	5776.0190	MHz	PASS
T2 99%	---	5850.000000	5813.0819	MHz	PASS

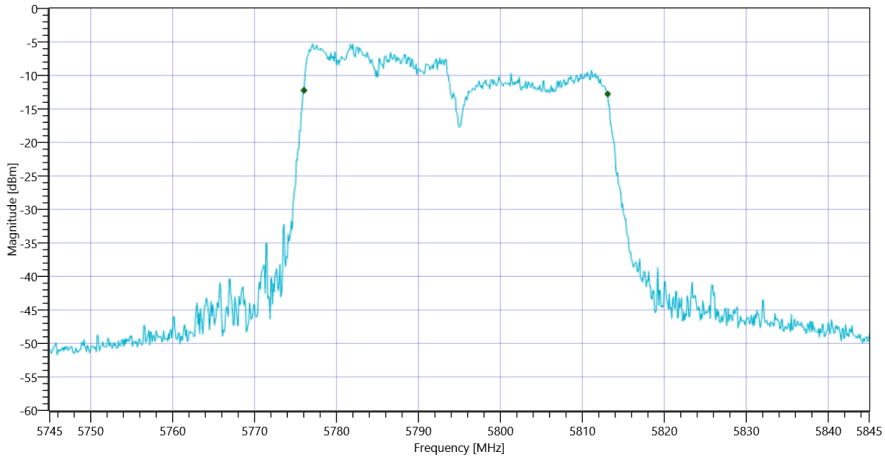

Plot_FCC Part 15.407 & ISED Bandwidths ~ WLAN5Gx n-HT40 mode U-NII-3 99PCT_24022021_110712.png

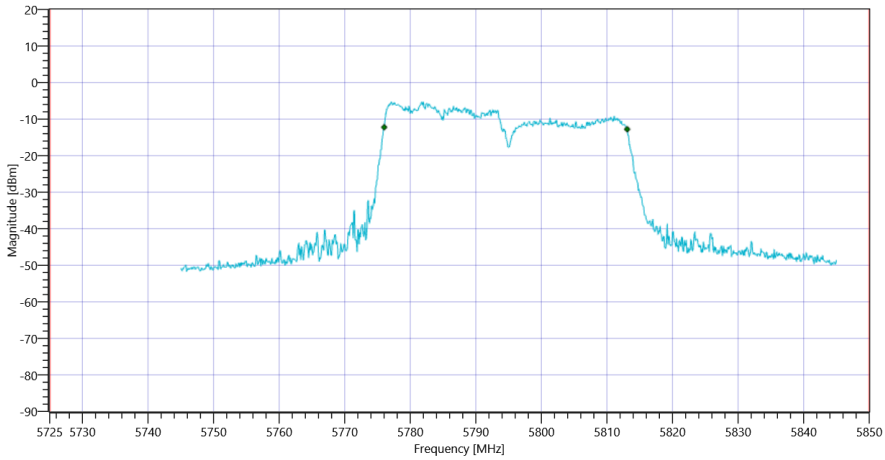

Plot_FCC Part 15.407 & ISED Bandwidths ~ WLAN5Gx n-HT40 mode U-NII-3_24022021_110719.png

RESULT					
Test Description	Lower Limit	Upper Limit	Measured	Unit	Verdict
Bandwidth 26dB	---	---	40.4	MHz	INFO
T1 26dB	5725.000000	---	5774.7000	MHz	PASS
T2 26dB	---	5850.000000	5815.1000	MHz	PASS

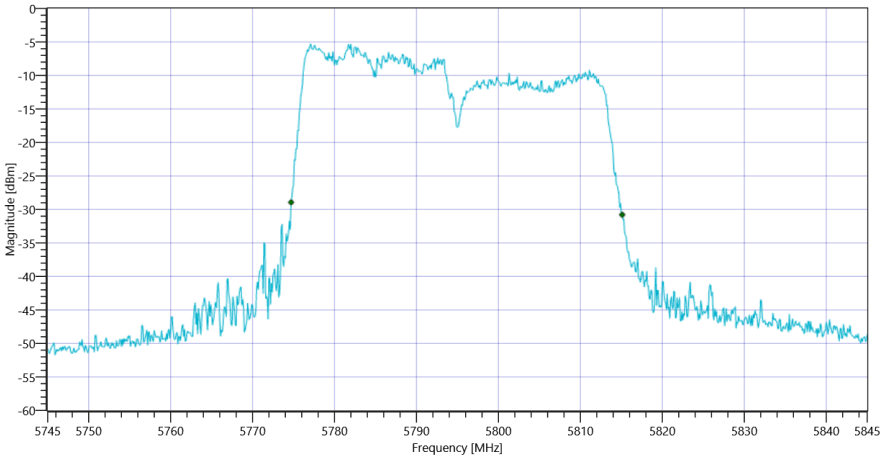

Plot_FCC Part 15.407 & ISED Bandwidths ~ WLAN5Gx n-HT40 mode U-NII-3 26dB_24022021_110727.png

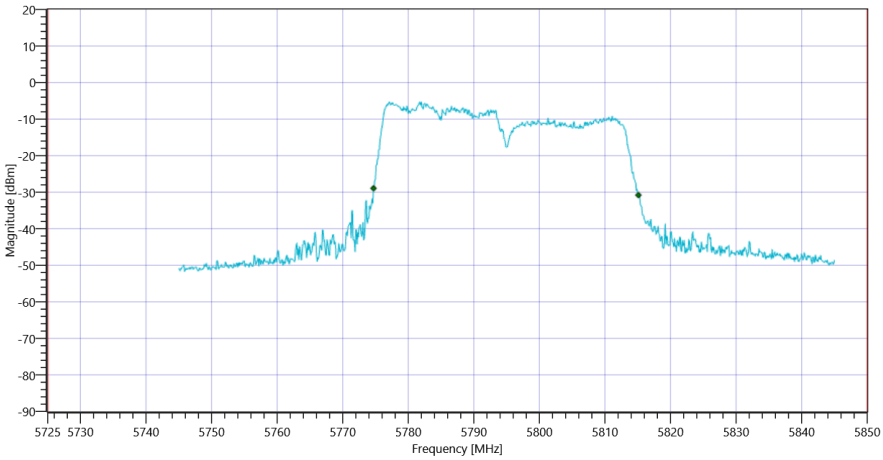

Plot_FCC Part 15.407 & ISED Bandwidths ~ WLAN5Gx n-HT40 mode U-NII-3_24022021_110734.png

TEST FINISHED	
General Verdict	PASS

13. FCC Part 15.407 & ISED Minimum Emission BW ~ WLAN5Gx n-HT40 mode U-NII-3

Test References	
TC Start	24.02.2021 10:49:26
Ambit Temp [°C] | Humidity [rel%]	22.5 | 36
System Version	2.0.0.2
Test Specification	FCC Part 15.407
Test Method	KDB789033 D02, C.2.
TC Version	0.0.1
My Description	FCC 15.407 Min Emission Bandwidth - WLAN5Gx n-HT40 mode U-NII-3
Add. Information	

Test Parameter	
Technology to test	WLAN5Gx n-HT40 mode U-NII-3
Antenna Port used	1
Temperature	nom
Voltage	nom
Frequency low to test	True | Freq [MHz] 5755
Frequency mid to test	False | Freq [MHz] 0
Frequency high to test	False | Freq [MHz] 5795
Auto Control enabled Power Supply | Climatic Box	No | No
Additional Path Loss [dB]	0
Switched Path	EUT - SignalingUnit - SpectrumAnalyzer
Devices in use	SA: Rohde&Schwarz,FSV-40,1307.9002K40/101042,3.60

Test at TX 5755 MHz

READ SA SETTINGS:	
RefLevel [dBm] | RefLevelOffset [dB] | InpAtt [dB]	7.29 | 17.87 | 5
Start [MHz] | Stop [MHz]	5705.000 | 5805.000
RBW [MHz] | VBW [MHz]	0.100000 | 0.300000
Detector | TraceMode	POS | MAXH
Sweep: Time [ms] | Count | Points per Section | Type	2 | 1500 | 1001 | SWE

RESULT

Test Description	Lower Limit	Upper Limit	Measured	Unit	Verdict
Bandwidth (6dB)	0.500	---	36.7	MHz	PASS

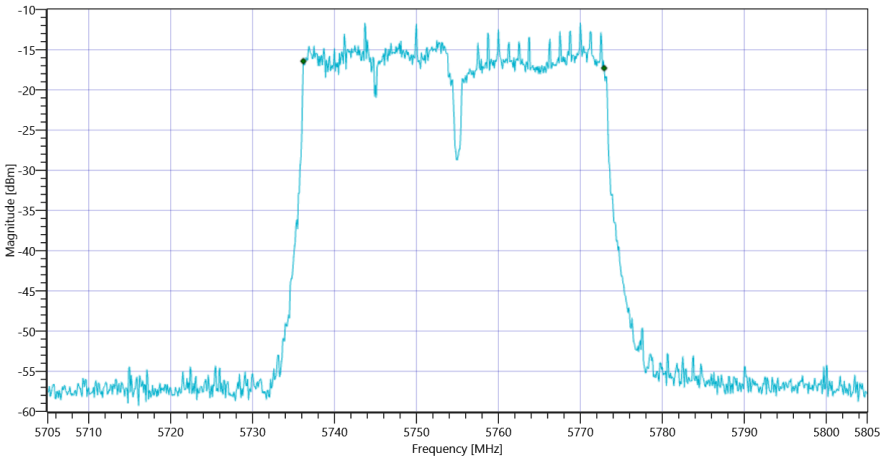

Plot_FCC Part 15.407 & ISED Minimum Emission BW ~ WLAN5Gx n-HT40 mode U-NII-3_24022021_104949.png

TEST FINISHED	
General Verdict	PASS

14. FCC Part 15.407 & ISED Minimum Emission BW ~ WLAN5Gx n-HT40 mode U-NII-3

Test References	
TC Start	24.02.2021 11:07:39
Ambit Temp [°C] | Humidity [rel%]	22.7 | 37
System Version	2.0.0.2
Test Specification	FCC Part 15.407
Test Method	KDB789033 D02, C.2.
TC Version	0.0.1
My Description	FCC 15.407 Min Emission Bandwidth - WLAN5Gx n-HT40 mode U-NII-3
Add. Information	

Test Parameter	
Technology to test	WLAN5Gx n-HT40 mode U-NII-3
Antenna Port used	1
Temperature	nom
Voltage	nom
Frequency low to test	False | Freq [MHz] 5755
Frequency mid to test	False | Freq [MHz] 0
Frequency high to test	True | Freq [MHz] 5795
Auto Control enabled Power Supply | Climatic Box	No | No
Additional Path Loss [dB]	0
Switched Path	EUT - SignalingUnit - SpectrumAnalyzer
Devices in use	SA: Rohde&Schwarz,FSV-40,1307.9002K40/101042,3.60

Test at TX 5795 MHz

READ SA SETTINGS:	
RefLevel [dBm] | RefLevelOffset [dB] | InpAtt [dB]	9.55 | 17.93 | 10
Start [MHz] | Stop [MHz]	5745.000 | 5845.000
RBW [MHz] | VBW [MHz]	0.100000 | 0.300000
Detector | TraceMode	POS | MAXH
Sweep: Time [ms] | Count | Points per Section | Type	2 | 1500 | 1001 | SWE

RESULT

Test Description	Lower Limit	Upper Limit	Measured	Unit	Verdict
Bandwidth (6dB)	0.500	---	36.4	MHz	PASS

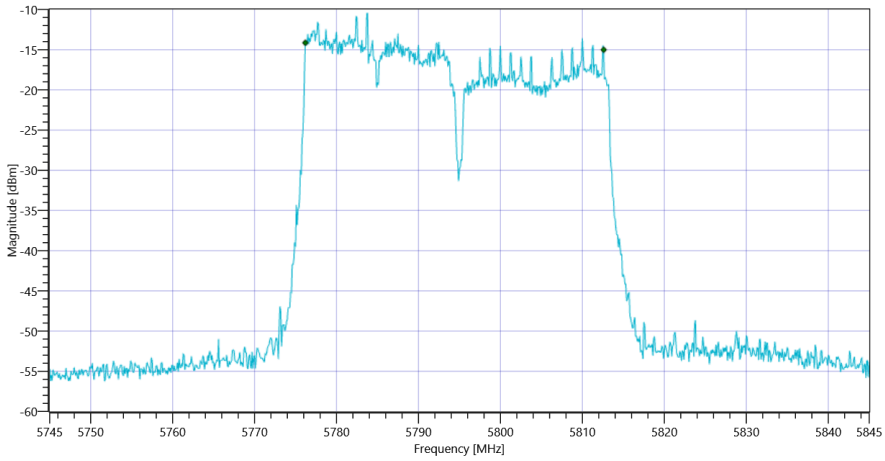

Plot_FCC Part 15.407 & ISED Minimum Emission BW ~ WLAN5Gx n-HT40 mode U-NII-3_24022021_110802.png

TEST FINISHED	
General Verdict	PASS

- END OF DOCUMENT -