Measurement Results

No.1-4634/22-01-09_Annex_MR_A1

Test logging

This document is electronically signed and valid without handwritten signature.
For verification of the electronic signatures, the public keys can be requested at the testing laboratory.

Document authorized:

cn=Michael Dorongovski, o=CTC advanced GmbH, ou=DOR-210422, email=Michael.Dorongovski@ctcadvanced.com, c=DE
2023.03.31 10:22:53 +02'00'

Michael Dorongovski
Lab Manager
Radio Communications

Test/s performed:

p.o.

cn=Andreas Kurzkurt, o=CTC advanced GmbH, ou=KZK-200114, email=Andreas.Kurzkurt@ctcadvanced.com, c=DE

David Lang
Lab Manager
Radio Communications

Message with SA scan ~

Test References	
TC Start	04.08.2022 09:26:25
Ambit Temp [°C] | Humidity [rel%]	26.6 | 47
System Version	3.3.0.1
Test Specification	-
Test Method	
TC Version	0.0.1
My Description	Message with SA Scan a_mode_U_NII_1
Add. Information	

Test Parameter	
Switched Path	EUT - SignalingUnit - SpectrumAnalyzer
Message start	04.08.2022 09:26:26
Message	set WLAN5Gx to a_mode_U_NII_1, Frequency [MHz] 5180 ,

Test Equipment
Signal analyzer,Rohde&Schwarz,FSV-40,1307.9002K40/101042,3.70
Switch matrix,CTCadvanced,SPM-4 NI DAQ,28016133,NI

General verdict	INFO

Common 5Gx 6Gx # Peak output power 3MHz/3MHz ~ WLAN5Gx a mode U-NII-1

Test References	
TC Start	04.08.2022 09:26:34
Ambit Temp [°C] | Humidity [rel%]	26.6 | 48
System Version	3.3.0.1
Test Specification	Common 5Gx 6Gx - none
Test Method	
TC Version	0.0.1
My Description	Peak OP 3MHz/3MHz - WLAN5Gx a mode U-NII-1
Add. Information	

EUT Common Settings WLAN5Gx	
Number of Antenna Ports	1
User Interaction	No
Device Class UNII_1	Client

Test Parameter	
Technology to test	WLAN5Gx a mode
Antenna Port used	1
Temperature	nom
Voltage	nom
Frequency low to test	True | Freq [MHz] 5180
Frequency mid to test	False | Freq [MHz] 5200
Frequency high to test	False | Freq [MHz] 5240
Auto Control enabled Power Supply | Climatic Box	No | No
Additional Path Loss [dB]	1.4
Switched Path	EUT - SignalingUnit - SpectrumAnalyzer

Test Equipment
Signal analyzer,Rohde&Schwarz,FSV-40,1307.9002K40/101042,3.70
Switch matrix,CTCadvanced,SPM-4 NI DAQ,28016133,NI

Test at TX 5180 MHz

RESULT: Reference Power cond.					
Test Description	Lower Limit	Upper Limit	Measured	Unit	Verdict
Ref. Power 1MHz/1MHz cond.	---	---	9.33	dBm	INFO
Ref. Frequency	---	---	5182.200	MHz	INFO

READ SA SETTINGS:	
RefLevel [dBm] | RefLevelOffset [dB] | InpAtt [dB]	21.33 | 17.99 | 20
Start [MHz] | Stop [MHz]	5155.000 | 5205.000
RBW [MHz] | VBW [MHz]	3.000000 | 3.000000
Detector | TraceMode	POS | MAXH
Sweep: Time [ms] | Count | Points per Section | Type	300 | 20 | 1001 | SWE

RESULT					
Test Description	Lower Limit	Upper Limit	Measured	Unit	Verdict
Peak Power	---	---	16.88	dBm	INFO
Peak Power	---	---	48.752849	mW	INFO
Frequency at Peak	---	---	5177.702	MHz	INFO

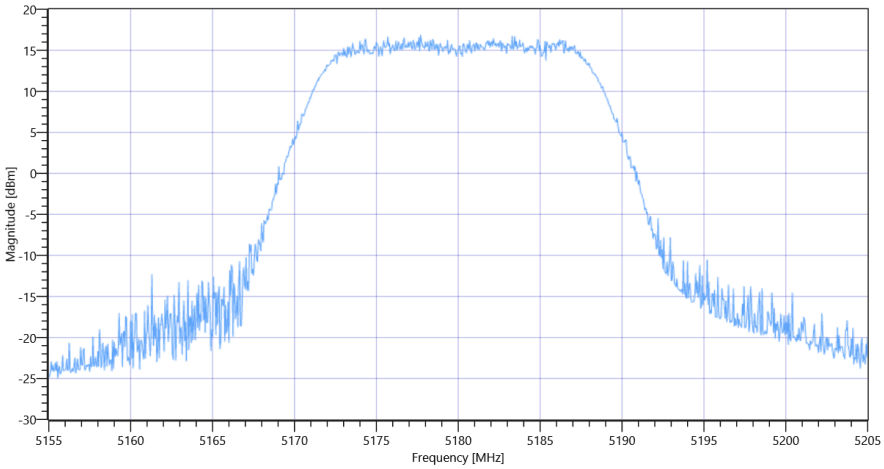

Common 5Gx 6Gx # Peak output power 3MHz-3MHz ~ WLAN5Gx a mode U-NII-1

General verdict	PASS

FCC 15.247 # Max output power and psd ~ WLAN5Gx a mode U-NII-1

Test References	
TC Start	04.08.2022 09:27:04
Ambit Temp [°C] | Humidity [rel%]	26.6 | 47
System Version	3.3.0.1
Test Specification	FCC 15.247 -
Test Method	KDB789033 D02, F., E.2.e.
TC Version	0.0.1
My Description	FCC 15.407 Max Output Power & PSD - WLAN5Gx a mode U-NII-1
Add. Information	

EUT Common Settings WLAN5Gx	
Number of Antenna Ports	1
User Interaction	No
Device Class UNII_1	Client

Test Parameter	
Technology to test	WLAN5Gx a mode
Antenna Port used	1
Temperature	nom
Voltage	nom
Frequency low to test	True | Freq [MHz] 5180
Frequency mid to test	False | Freq [MHz] 5200
Frequency high to test	False | Freq [MHz] 5240
Auto Control enabled Power Supply | Climatic Box	No | No
Additional Path Loss [dB]	1.4
Switched Path	EUT - SignalingUnit - SpectrumAnalyzer

Test Equipment
Signal analyzer,Rohde&Schwarz,FSV-40,1307.9002K40/101042,3.70
Switch matrix,CTCadvanced,SPM-4 NI DAQ,28016133,NI

Test at TX 5180 MHz

RESULT: Reference Power cond.					
Test Description	Lower Limit	Upper Limit	Measured	Unit	Verdict
Ref. Power 1MHz/1MHz cond.	---	---	9.24	dBm	INFO
Ref. Frequency	---	---	5183.600	MHz	INFO

Evaluation max. Duty Cycle

Duty Cycle evaluation					
Test Description	Lower Limit	Upper Limit	Measured	Unit	Verdict
No enough Bursts detected, Duty Cycle Burst Ratio set to 1					
Duty Cycle (Burst Ratio) max	---	---	1	---	INFO
Duty Cycle max	---	---	0	dB	INFO
Duty Cycle (Burst Ratio) min	---	---	1	---	INFO
Duty Cycle min	---	---	0	dB	INFO

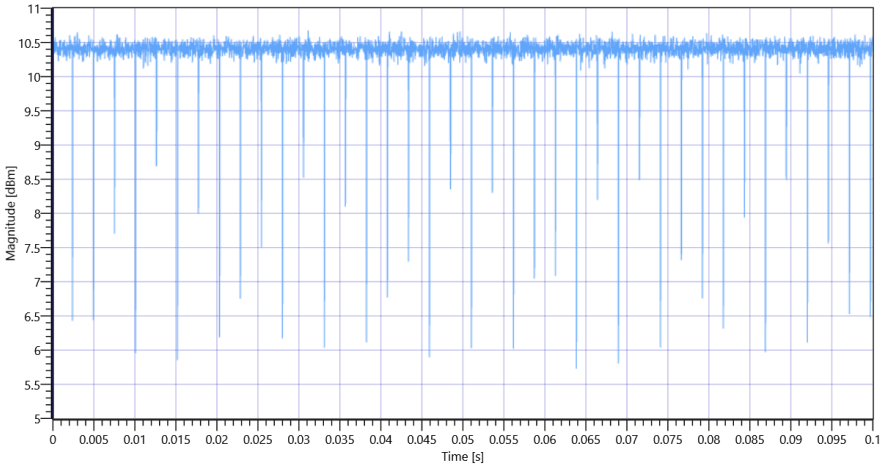

FCC 15.247 # Max output power and psd ~ WLAN5Gx a mode U-NII-1 5180 MHz - DutyCycle

Evaluation Bandwidth

RESULT					
Test Description	Lower Limit	Upper Limit	Measured	Unit	Verdict
Bandwidth 26dB	---	---	20.24	MHz	INFO
T1 26dB	---	---	5169.8400	MHz	INFO
T2 26dB	---	---	5190.0800	MHz	INFO

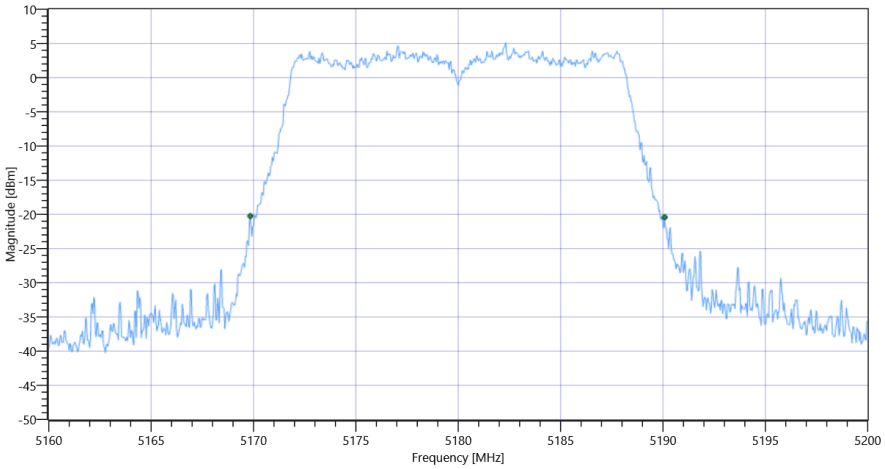

FCC 15.247 # Max output power and psd ~ WLAN5Gx a mode U-NII-1_BW

Maximum Output Power

READ SA SETTINGS:	
RefLevel [dBm] | RefLevelOffset [dB] | InpAtt [dB]	21.24 | 17.99 | 20
Start [MHz] | Stop [MHz]	5160.000 | 5200.000
RBW [MHz] | VBW [MHz]	1.000000 | 3.000000
Detector | TraceMode	RMS | MAXH
Sweep: Time [ms] | Count | Points per Section | Type	53700 | 1 | 161 | SWE

RESULT					
Test Description	Lower Limit	Upper Limit	Measured	Unit	Verdict
Max Output Power	---	---	12.73	dBm	INFO
Duty Cycle Correction	---	---	0	dB	INFO
Limit absolute					
Max Output Power DC corrected	---	24	12.73	dBm	PASS
Limit by: 11 dBm + 10 log Bandwidth					
Max Output Power DC corrected	---	24.06	12.73	dBm	not applicable

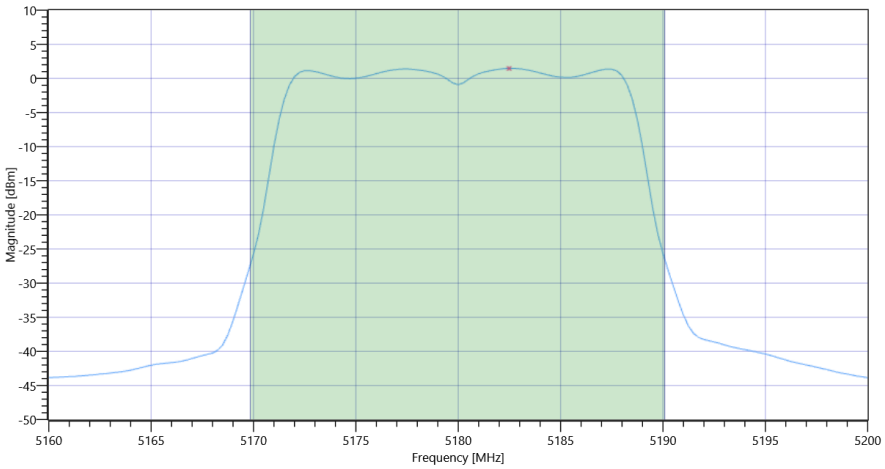

FCC 15.247 # Max output power and psd ~ WLAN5Gx a mode U-NII-1 Max OP and PSD

Power Spectral Density

RESULT					
Test Description	Lower Limit	Upper Limit	Measured	Unit	Verdict
Power Spectral Density	---	---	1.47	dBm/1MHz	INFO
Duty Cycle Correction	---	---	0	dB	INFO
Power Spectral Density DC corrected	---	11	1.47	dBm/1MHz	PASS

General verdict	PASS

ISED RSS247 # Max output power and psd ~ WLAN5Gx a mode U-NII-1

Test References	
TC Start	04.08.2022 09:28:49
Ambit Temp [°C] | Humidity [rel%]	26.6 | 47
System Version	3.3.0.1
Test Specification	ISED RSS247 -
Test Method	
TC Version	0.0.1
My Description	ISED Max Output Power & PSD - WLAN5Gx a mode U-NII-1
Add. Information	

EUT Common Settings WLAN5Gx	
Number of Antenna Ports	1
User Interaction	No
Device Class UNII_1	Client

Test Parameter	
Technology to test	WLAN5Gx a mode
Antenna Port used	1
Temperature	nom
Voltage	nom
Frequency low to test	True | Freq [MHz] 5180
Frequency mid to test	False | Freq [MHz] 5200
Frequency high to test	False | Freq [MHz] 5240
Auto Control enabled Power Supply | Climatic Box	No | No
Additional Path Loss [dB]	1.4
Switched Path	EUT - SignalingUnit - SpectrumAnalyzer

Test Equipment
Signal analyzer,Rohde&Schwarz,FSV-40,1307.9002K40/101042,3.70
Switch matrix,CTCadvanced,SPM-4 NI DAQ,28016133,NI

Test at TX 5180 MHz

RESULT: Reference Power cond.					
Test Description	Lower Limit	Upper Limit	Measured	Unit	Verdict
Ref. Power 1MHz/1MHz cond.	---	---	9.16	dBm	INFO
Ref. Frequency	---	---	5177.600	MHz	INFO

Evaluation max. Duty Cycle

Duty Cycle evaluation					
Test Description	Lower Limit	Upper Limit	Measured	Unit	Verdict
No enough Bursts detected, Duty Cycle Burst Ratio set to 1					
Duty Cycle (Burst Ratio) max	---	---	1	---	INFO
Duty Cycle max	---	---	0	dB	INFO
Duty Cycle (Burst Ratio) min	---	---	1	---	INFO
Duty Cycle min	---	---	0	dB	INFO

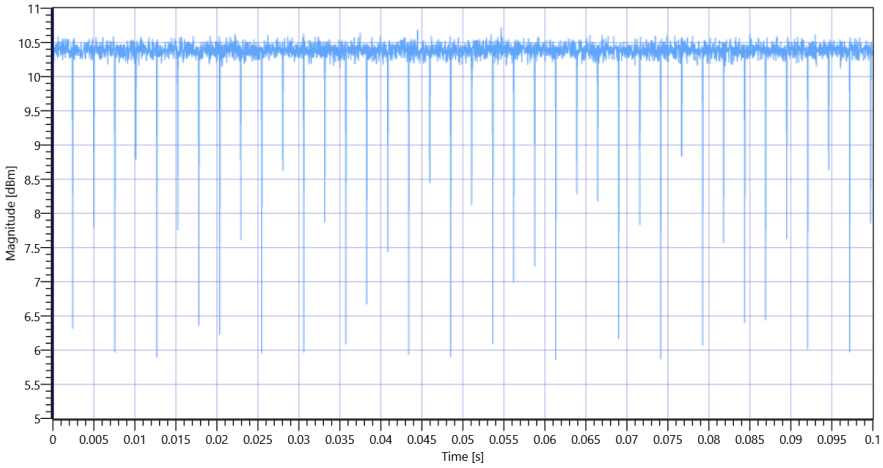

ISED RSS247 # Max output power and psd ~ WLAN5Gx a mode U-NII-1 5180 MHz - DutyCycle

Evaluation Bandwidth

RESULT					
Test Description	Lower Limit	Upper Limit	Measured	Unit	Verdict
Bandwidth 99%	---	---	16.823	MHz	INFO
T1 99%	---	---	5171.6084	MHz	INFO
T2 99%	---	---	5188.4316	MHz	INFO

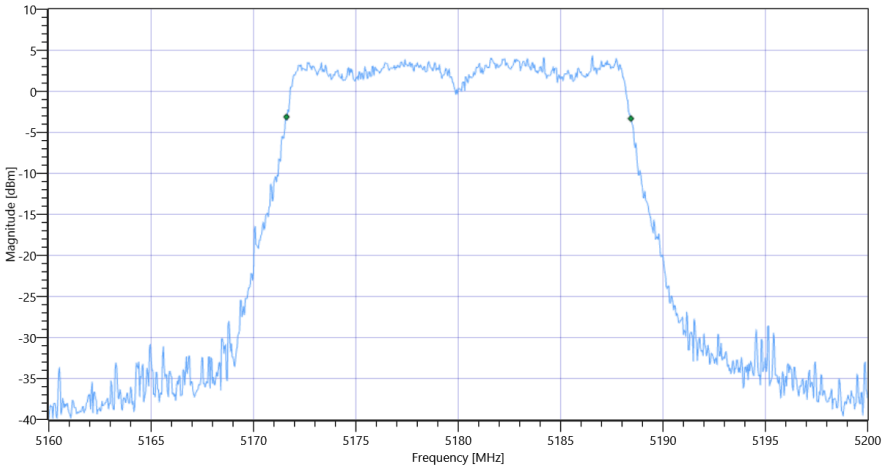

ISED RSS247 # Max output power and psd ~ WLAN5Gx a mode U-NII-1_BW

Maximum Output Power

READ SA SETTINGS:	
RefLevel [dBm] | RefLevelOffset [dB] | InpAtt [dB]	21.16 | 17.99 | 20
Start [MHz] | Stop [MHz]	5160.000 | 5200.000
RBW [MHz] | VBW [MHz]	1.000000 | 3.000000
Detector | TraceMode	RMS | MAXH
Sweep: Time [ms] | Count | Points per Section | Type	53700 | 1 | 161 | SWE

RESULT					
Test Description	Lower Limit	Upper Limit	Measured	Unit	Verdict
Max Output Power	---	---	12.63	dBm	INFO
Duty Cycle Correction	---	---	0	dB	INFO
Limit absolute					
Max Output Power DC corrected	---	24	12.63	dBm	PASS
Limit by: 11 dBm + 10 log Bandwidth					
Max Output Power DC corrected	---	23.26	12.63	dBm	not applicable

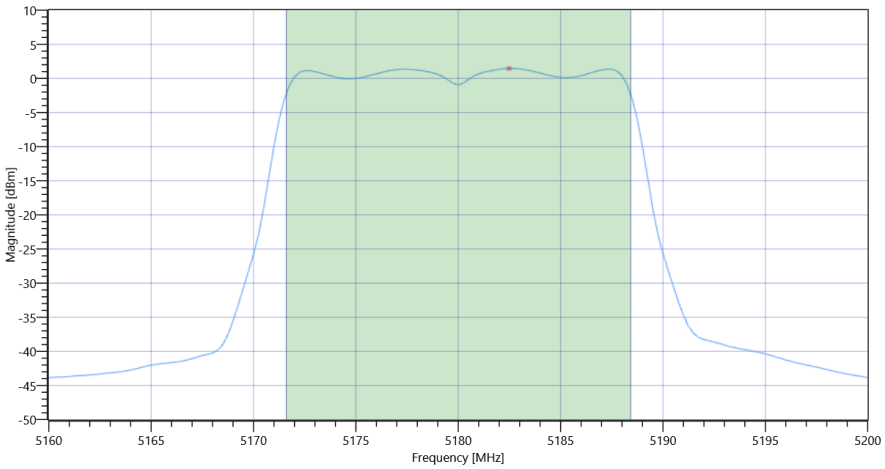

ISED RSS247 # Max output power and psd ~ WLAN5Gx a mode U-NII-1 Max OP and PSD

Power Spectral Density

RESULT					
Test Description	Lower Limit	Upper Limit	Measured	Unit	Verdict
Power Spectral Density	---	---	1.45	dBm/1MHz	INFO
Duty Cycle Correction	---	---	0	dB	INFO
Power Spectral Density DC corrected	---	11	1.45	dBm/1MHz	PASS

General verdict	PASS

FCC 15.407, ISED RSS247 # Bandwidths 99PCT and 26dB ~ WLAN5Gx a mode U-NII-1

Test References	
TC Start	04.08.2022 09:30:35
Ambit Temp [°C] | Humidity [rel%]	26.7 | 47
System Version	3.3.0.1
Test Specification	FCC 15.407, ISED RSS247 -
Test Method	26dB Bandwidth KDB789033 D02, C.1 / ISED RSS-GEN
TC Version	0.0.1
My Description	FCC 15.407 Bandwidths - WLAN5Gx a mode U-NII-1
Add. Information	

EUT Common Settings WLAN5Gx	
Number of Antenna Ports	1
User Interaction	No
Device Class UNII_1	Client

Test Parameter	
Technology to test	WLAN5Gx a mode
Antenna Port used	1
Temperature	nom
Voltage	nom
Frequency low to test	True | Freq [MHz] 5180
Frequency mid to test	False | Freq [MHz] 5200
Frequency high to test	False | Freq [MHz] 5240
Auto Control enabled Power Supply | Climatic Box	No | No
Additional Path Loss [dB]	1.4
Switched Path	EUT - SignalingUnit - SpectrumAnalyzer

Test Equipment
Signal analyzer,Rohde&Schwarz,FSV-40,1307.9002K40/101042,3.70
Switch matrix,CTCadvanced,SPM-4 NI DAQ,28016133,NI

Test at TX 5180 MHz

RESULT: Reference Power cond.					
Test Description	Lower Limit	Upper Limit	Measured	Unit	Verdict
Ref. Power 1MHz/1MHz cond.	---	---	9.09	dBm	INFO
Ref. Frequency	---	---	5177.400	MHz	INFO

READ SA SETTINGS:	
RefLevel [dBm] | RefLevelOffset [dB] | InpAtt [dB]	17.09 | 17.99 | 15
Start [MHz] | Stop [MHz]	5155.000 | 5205.000
RBW [MHz] | VBW [MHz]	0.300000 | 1.000000
Detector | TraceMode	POS | MAXH
Sweep: Time [ms] | Count | Points per Section | Type	1 | 2500 | 1001 | SWE

RESULT					
Test Description	Lower Limit	Upper Limit	Measured	Unit	Verdict
Bandwidth 99%	---	---	16.833	MHz	INFO
T1 99%	5150.000000	---	5171.6084	MHz	PASS
T2 99%	---	5250.000000	5188.4416	MHz	PASS

Plot: Bandwidth only

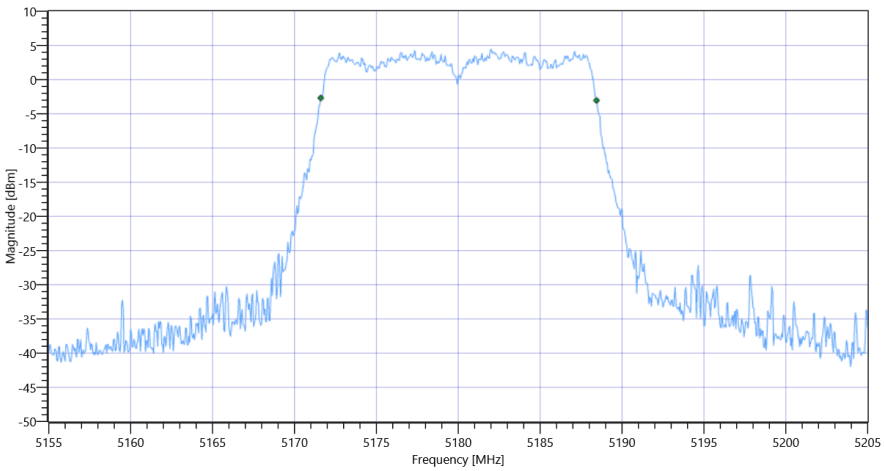

FCC 15.407, ISED RSS247 # Bandwidths 99PCT and 26dB ~ WLAN5Gx a mode U-NII-1 99PCT

Plot: Bandwidth within Band

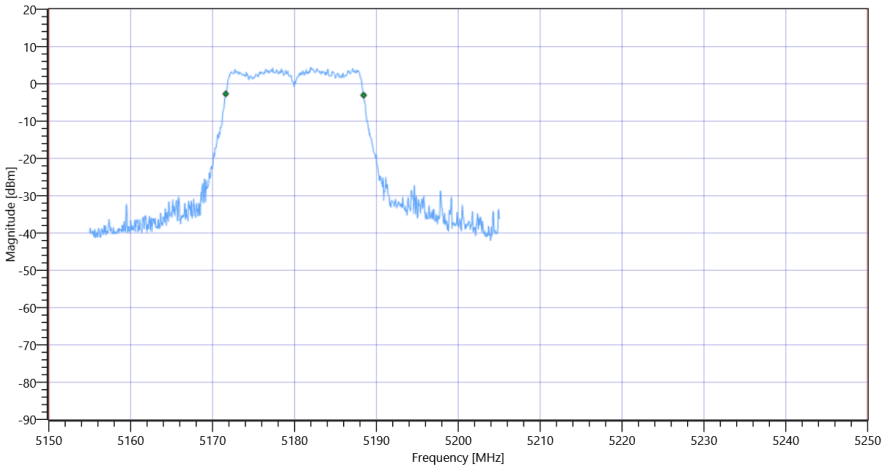

FCC 15.407, ISED RSS247 # Bandwidths 99PCT and 26dB ~ WLAN5Gx a mode U-NII-1

RESULT					
Test Description	Lower Limit	Upper Limit	Measured	Unit	Verdict
Bandwidth 26dB	---	---	19.9	MHz	INFO
T1 26dB	5150.000000	---	5170.1000	MHz	PASS
T2 26dB	---	5250.000000	5190.0000	MHz	PASS

Plot: Bandwidth only

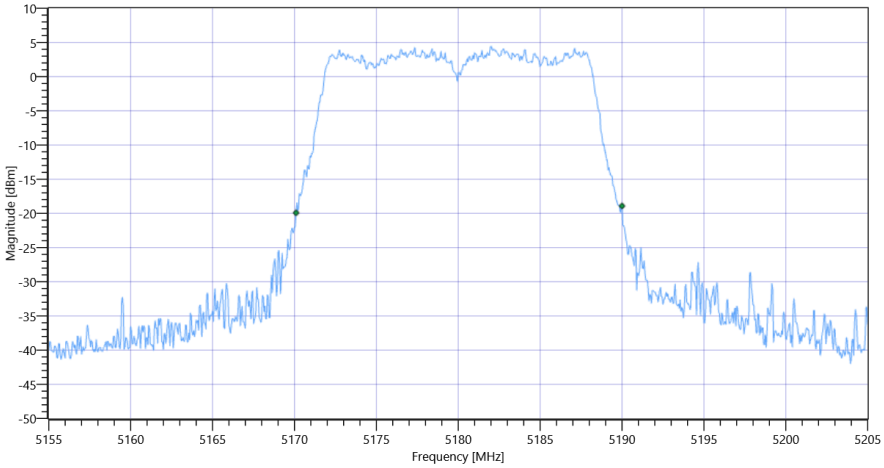

FCC 15.407, ISED RSS247 # Bandwidths 99PCT and 26dB ~ WLAN5Gx a mode U-NII-1 26dB

Plot: Bandwidth within Band

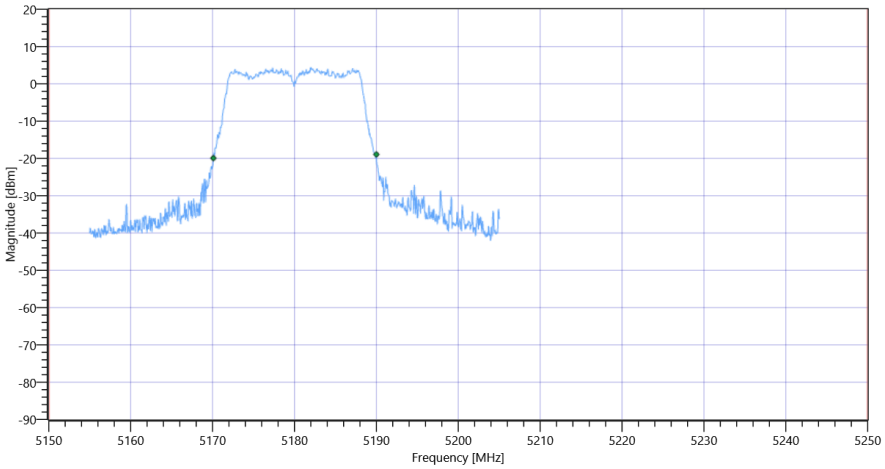

FCC 15.407, ISED RSS247 # Bandwidths 99PCT and 26dB ~ WLAN5Gx a mode U-NII-1

General verdict	PASS

Common 5Gx 6Gx # Peak output power 3MHz/3MHz ~ WLAN5Gx a mode U-NII-1

Test References	
TC Start	04.08.2022 09:32:24
Ambit Temp [°C] | Humidity [rel%]	26.7 | 47
System Version	3.3.0.1
Test Specification	Common 5Gx 6Gx - none
Test Method	
TC Version	0.0.1
My Description	Peak OP 3MHz/3MHz - WLAN5Gx a mode U-NII-1
Add. Information	

EUT Common Settings WLAN5Gx	
Number of Antenna Ports	1
User Interaction	No
Device Class UNII_1	Client

Test Parameter	
Technology to test	WLAN5Gx a mode
Antenna Port used	1
Temperature	nom
Voltage	nom
Frequency low to test	False | Freq [MHz] 5180
Frequency mid to test	True | Freq [MHz] 5200
Frequency high to test	False | Freq [MHz] 5240
Auto Control enabled Power Supply | Climatic Box	No | No
Additional Path Loss [dB]	1.4
Switched Path	EUT - SignalingUnit - SpectrumAnalyzer

Test Equipment
Signal analyzer,Rohde&Schwarz,FSV-40,1307.9002K40/101042,3.70
Switch matrix,CTCadvanced,SPM-4 NI DAQ,28016133,NI

Test at TX 5200 MHz

RESULT: Reference Power cond.					
Test Description	Lower Limit	Upper Limit	Measured	Unit	Verdict
Ref. Power 1MHz/1MHz cond.	---	---	9.15	dBm	INFO
Ref. Frequency	---	---	5197.000	MHz	INFO

READ SA SETTINGS:	
RefLevel [dBm] | RefLevelOffset [dB] | InpAtt [dB]	21.15 | 17.91 | 20
Start [MHz] | Stop [MHz]	5175.000 | 5225.000
RBW [MHz] | VBW [MHz]	3.000000 | 3.000000
Detector | TraceMode	POS | MAXH
Sweep: Time [ms] | Count | Points per Section | Type	300 | 20 | 1001 | SWE

RESULT					
Test Description	Lower Limit	Upper Limit	Measured	Unit	Verdict
Peak Power	---	---	16.78	dBm	INFO
Peak Power	---	---	47.643099	mW	INFO
Frequency at Peak	---	---	5195.604	MHz	INFO

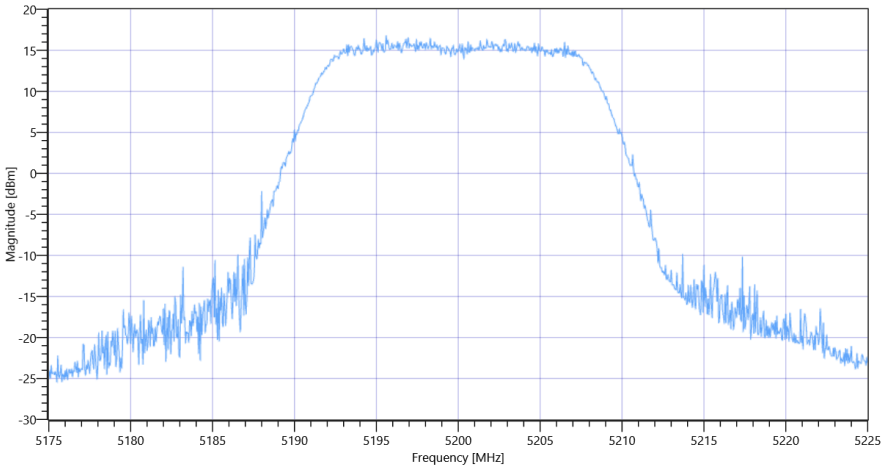

Common 5Gx 6Gx # Peak output power 3MHz-3MHz ~ WLAN5Gx a mode U-NII-1

General verdict	PASS

FCC 15.247 # Max output power and psd ~ WLAN5Gx a mode U-NII-1

Test References	
TC Start	04.08.2022 09:32:54
Ambit Temp [°C] | Humidity [rel%]	26.7 | 47
System Version	3.3.0.1
Test Specification	FCC 15.247 -
Test Method	KDB789033 D02, F., E.2.e.
TC Version	0.0.1
My Description	FCC 15.407 Max Output Power & PSD - WLAN5Gx a mode U-NII-1
Add. Information	

EUT Common Settings WLAN5Gx	
Number of Antenna Ports	1
User Interaction	No
Device Class UNII_1	Client

Test Parameter	
Technology to test	WLAN5Gx a mode
Antenna Port used	1
Temperature	nom
Voltage	nom
Frequency low to test	False | Freq [MHz] 5180
Frequency mid to test	True | Freq [MHz] 5200
Frequency high to test	False | Freq [MHz] 5240
Auto Control enabled Power Supply | Climatic Box	No | No
Additional Path Loss [dB]	1.4
Switched Path	EUT - SignalingUnit - SpectrumAnalyzer

Test Equipment
Signal analyzer,Rohde&Schwarz,FSV-40,1307.9002K40/101042,3.70
Switch matrix,CTCadvanced,SPM-4 NI DAQ,28016133,NI

Test at TX 5200 MHz

RESULT: Reference Power cond.					
Test Description	Lower Limit	Upper Limit	Measured	Unit	Verdict
Ref. Power 1MHz/1MHz cond.	---	---	9.03	dBm	INFO
Ref. Frequency	---	---	5198.000	MHz	INFO

Evaluation max. Duty Cycle

Duty Cycle evaluation					
Test Description	Lower Limit	Upper Limit	Measured	Unit	Verdict
No enough Bursts detected, Duty Cycle Burst Ratio set to 1					
Duty Cycle (Burst Ratio) max	---	---	1	---	INFO
Duty Cycle max	---	---	0	dB	INFO
Duty Cycle (Burst Ratio) min	---	---	1	---	INFO
Duty Cycle min	---	---	0	dB	INFO

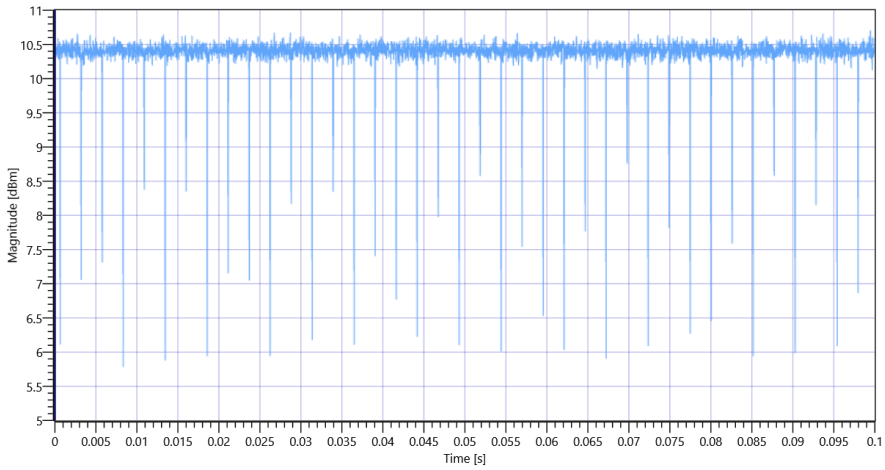

FCC 15.247 # Max output power and psd ~ WLAN5Gx a mode U-NII-1 5200 MHz - DutyCycle

Evaluation Bandwidth

RESULT					
Test Description	Lower Limit	Upper Limit	Measured	Unit	Verdict
Bandwidth 26dB	---	---	20	MHz	INFO
T1 26dB	---	---	5189.9600	MHz	INFO
T2 26dB	---	---	5209.9600	MHz	INFO

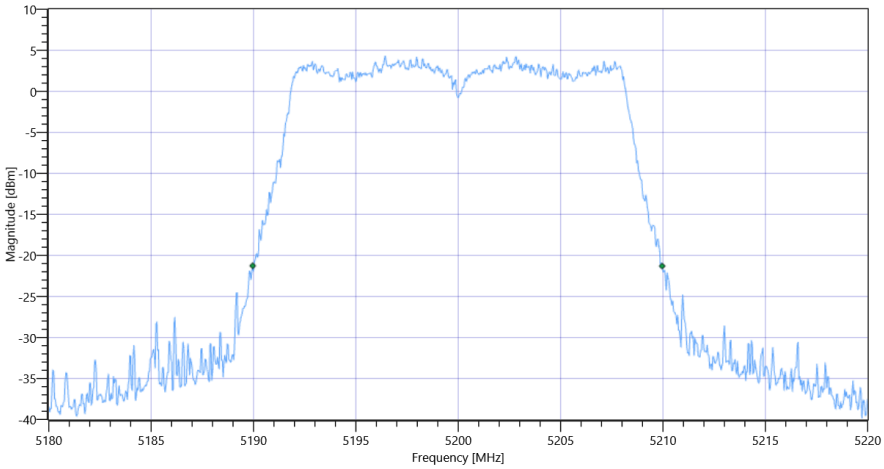

FCC 15.247 # Max output power and psd ~ WLAN5Gx a mode U-NII-1_BW

Maximum Output Power

READ SA SETTINGS:	
RefLevel [dBm] | RefLevelOffset [dB] | InpAtt [dB]	21.03 | 17.91 | 20
Start [MHz] | Stop [MHz]	5180.000 | 5220.000
RBW [MHz] | VBW [MHz]	1.000000 | 3.000000
Detector | TraceMode	RMS | MAXH
Sweep: Time [ms] | Count | Points per Section | Type	53700 | 1 | 161 | SWE

RESULT					
Test Description	Lower Limit	Upper Limit	Measured	Unit	Verdict
Max Output Power	---	---	12.61	dBm	INFO
Duty Cycle Correction	---	---	0	dB	INFO
Limit absolute					
Max Output Power DC corrected	---	24	12.61	dBm	PASS
Limit by: 11 dBm + 10 log Bandwidth					
Max Output Power DC corrected	---	24.01	12.61	dBm	not applicable

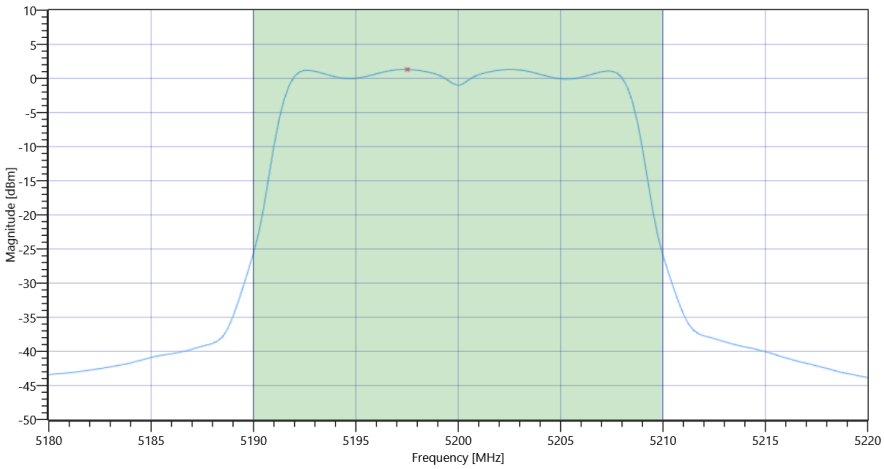

FCC 15.247 # Max output power and psd ~ WLAN5Gx a mode U-NII-1 Max OP and PSD

Power Spectral Density

RESULT					
Test Description	Lower Limit	Upper Limit	Measured	Unit	Verdict
Power Spectral Density	---	---	1.32	dBm/1MHz	INFO
Duty Cycle Correction	---	---	0	dB	INFO
Power Spectral Density DC corrected	---	11	1.32	dBm/1MHz	PASS

General verdict	PASS

ISED RSS247 # Max output power and psd ~ WLAN5Gx a mode U-NII-1

Test References	
TC Start	04.08.2022 09:34:37
Ambit Temp [°C] | Humidity [rel%]	26.8 | 47
System Version	3.3.0.1
Test Specification	ISED RSS247 -
Test Method	
TC Version	0.0.1
My Description	ISED Max Output Power & PSD - WLAN5Gx a mode U-NII-1
Add. Information	

EUT Common Settings WLAN5Gx	
Number of Antenna Ports	1
User Interaction	No
Device Class UNII_1	Client

Test Parameter	
Technology to test	WLAN5Gx a mode
Antenna Port used	1
Temperature	nom
Voltage	nom
Frequency low to test	False | Freq [MHz] 5180
Frequency mid to test	True | Freq [MHz] 5200
Frequency high to test	False | Freq [MHz] 5240
Auto Control enabled Power Supply | Climatic Box	No | No
Additional Path Loss [dB]	1.4
Switched Path	EUT - SignalingUnit - SpectrumAnalyzer

Test Equipment
Signal analyzer,Rohde&Schwarz,FSV-40,1307.9002K40/101042,3.70
Switch matrix,CTCadvanced,SPM-4 NI DAQ,28016133,NI

Test at TX 5200 MHz

RESULT: Reference Power cond.					
Test Description	Lower Limit	Upper Limit	Measured	Unit	Verdict
Ref. Power 1MHz/1MHz cond.	---	---	9.36	dBm	INFO
Ref. Frequency	---	---	5201.800	MHz	INFO

Evaluation max. Duty Cycle

Duty Cycle evaluation					
Test Description	Lower Limit	Upper Limit	Measured	Unit	Verdict
No enough Bursts detected, Duty Cycle Burst Ratio set to 1					
Duty Cycle (Burst Ratio) max	---	---	1	---	INFO
Duty Cycle max	---	---	0	dB	INFO
Duty Cycle (Burst Ratio) min	---	---	1	---	INFO
Duty Cycle min	---	---	0	dB	INFO

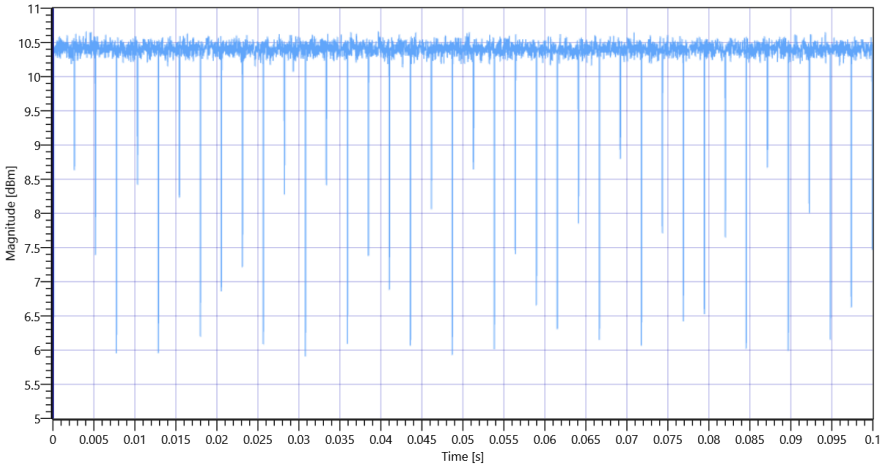

ISED RSS247 # Max output power and psd ~ WLAN5Gx a mode U-NII-1 5200 MHz - DutyCycle

Evaluation Bandwidth

RESULT					
Test Description	Lower Limit	Upper Limit	Measured	Unit	Verdict
Bandwidth 99%	---	---	16.823	MHz	INFO
T1 99%	---	---	5191.6084	MHz	INFO
T2 99%	---	---	5208.4316	MHz	INFO

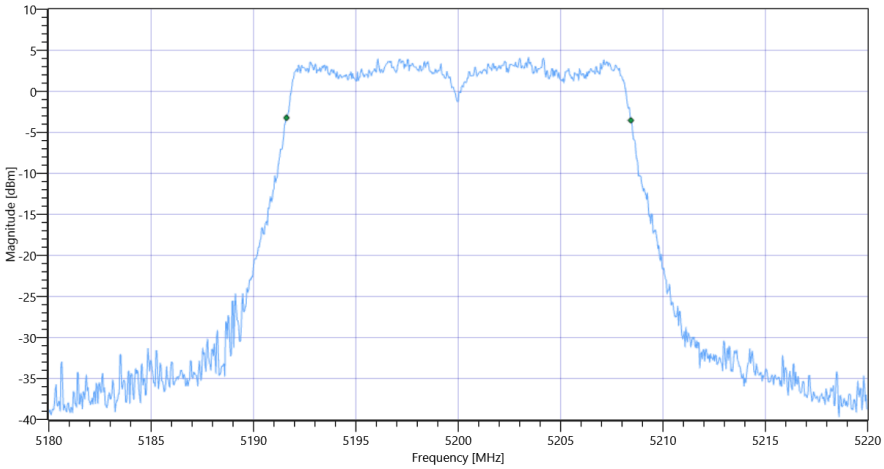

ISED RSS247 # Max output power and psd ~ WLAN5Gx a mode U-NII-1_BW

Maximum Output Power

READ SA SETTINGS:	
RefLevel [dBm] | RefLevelOffset [dB] | InpAtt [dB]	21.36 | 17.91 | 20
Start [MHz] | Stop [MHz]	5180.000 | 5220.000
RBW [MHz] | VBW [MHz]	1.000000 | 3.000000
Detector | TraceMode	RMS | MAXH
Sweep: Time [ms] | Count | Points per Section | Type	53700 | 1 | 161 | SWE

RESULT					
Test Description	Lower Limit	Upper Limit	Measured	Unit	Verdict
Max Output Power	---	---	12.52	dBm	INFO
Duty Cycle Correction	---	---	0	dB	INFO
Limit absolute					
Max Output Power DC corrected	---	24	12.52	dBm	PASS
Limit by: 11 dBm + 10 log Bandwidth					
Max Output Power DC corrected	---	23.26	12.52	dBm	not applicable

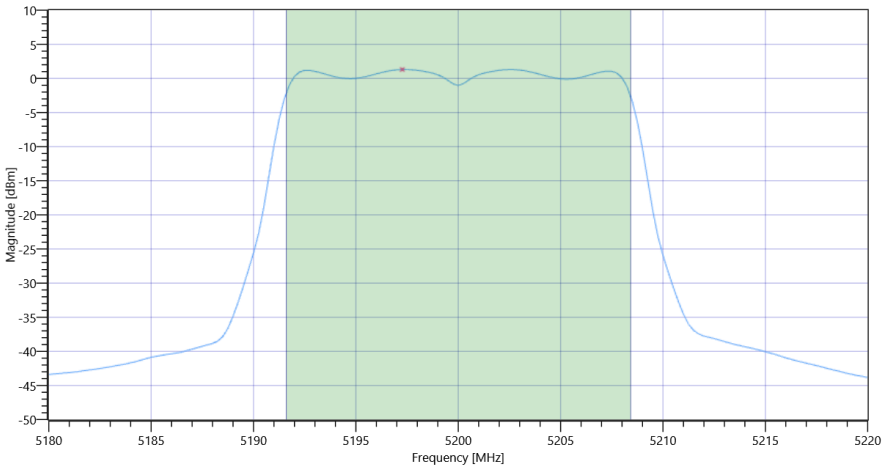

ISED RSS247 # Max output power and psd ~ WLAN5Gx a mode U-NII-1 Max OP and PSD

Power Spectral Density

RESULT					
Test Description	Lower Limit	Upper Limit	Measured	Unit	Verdict
Power Spectral Density	---	---	1.31	dBm/1MHz	INFO
Duty Cycle Correction	---	---	0	dB	INFO
Power Spectral Density DC corrected	---	11	1.31	dBm/1MHz	PASS

General verdict	PASS

FCC 15.407, ISED RSS247 # Bandwidths 99PCT and 26dB ~ WLAN5Gx a mode U-NII-1

Test References	
TC Start	04.08.2022 09:36:20
Ambit Temp [°C] | Humidity [rel%]	26.8 | 47
System Version	3.3.0.1
Test Specification	FCC 15.407, ISED RSS247 -
Test Method	26dB Bandwidth KDB789033 D02, C.1 / ISED RSS-GEN
TC Version	0.0.1
My Description	FCC 15.407 Bandwidths - WLAN5Gx a mode U-NII-1
Add. Information	

EUT Common Settings WLAN5Gx	
Number of Antenna Ports	1
User Interaction	No
Device Class UNII_1	Client

Test Parameter	
Technology to test	WLAN5Gx a mode
Antenna Port used	1
Temperature	nom
Voltage	nom
Frequency low to test	False | Freq [MHz] 5180
Frequency mid to test	True | Freq [MHz] 5200
Frequency high to test	False | Freq [MHz] 5240
Auto Control enabled Power Supply | Climatic Box	No | No
Additional Path Loss [dB]	1.4
Switched Path	EUT - SignalingUnit - SpectrumAnalyzer

Test Equipment
Signal analyzer,Rohde&Schwarz,FSV-40,1307.9002K40/101042,3.70
Switch matrix,CTCadvanced,SPM-4 NI DAQ,28016133,NI

Test at TX 5200 MHz

RESULT: Reference Power cond.					
Test Description	Lower Limit	Upper Limit	Measured	Unit	Verdict
Ref. Power 1MHz/1MHz cond.	---	---	10.08	dBm	INFO
Ref. Frequency	---	---	5202.200	MHz	INFO

READ SA SETTINGS:	
RefLevel [dBm] | RefLevelOffset [dB] | InpAtt [dB]	18.08 | 17.91 | 20
Start [MHz] | Stop [MHz]	5175.000 | 5225.000
RBW [MHz] | VBW [MHz]	0.300000 | 1.000000
Detector | TraceMode	POS | MAXH
Sweep: Time [ms] | Count | Points per Section | Type	1 | 2500 | 1001 | SWE

RESULT					
Test Description	Lower Limit	Upper Limit	Measured	Unit	Verdict
Bandwidth 99%	---	---	16.833	MHz	INFO
T1 99%	5150.000000	---	5191.6084	MHz	PASS
T2 99%	---	5250.000000	5208.4416	MHz	PASS

Plot: Bandwidth only

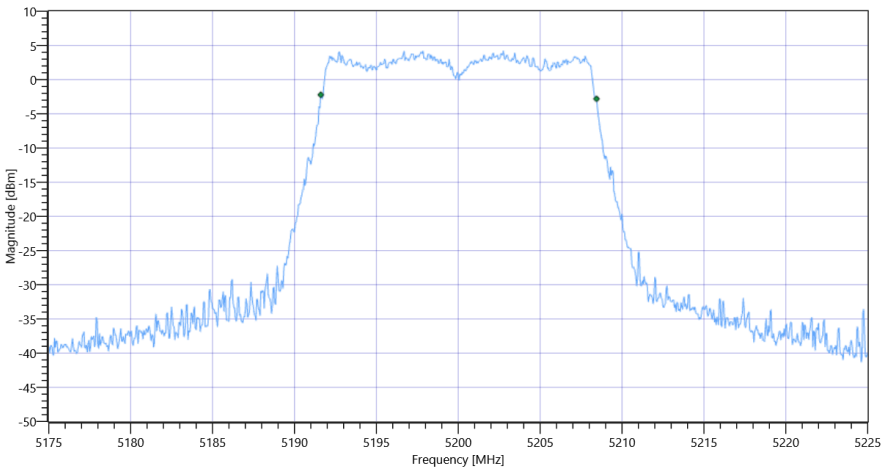

FCC 15.407, ISED RSS247 # Bandwidths 99PCT and 26dB ~ WLAN5Gx a mode U-NII-1 99PCT

Plot: Bandwidth within Band

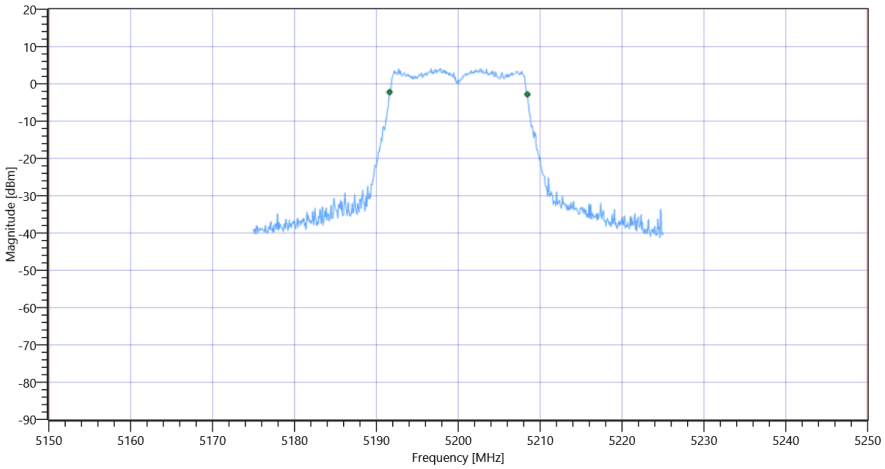

FCC 15.407, ISED RSS247 # Bandwidths 99PCT and 26dB ~ WLAN5Gx a mode U-NII-1

RESULT					
Test Description	Lower Limit	Upper Limit	Measured	Unit	Verdict
Bandwidth 26dB	---	---	20	MHz	INFO
T1 26dB	5150.000000	---	5190.0500	MHz	PASS
T2 26dB	---	5250.000000	5210.0500	MHz	PASS

Plot: Bandwidth only

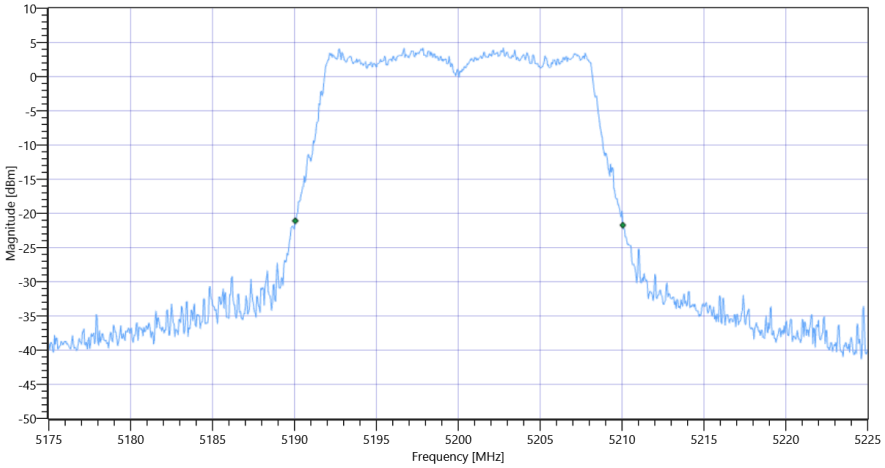

FCC 15.407, ISED RSS247 # Bandwidths 99PCT and 26dB ~ WLAN5Gx a mode U-NII-1 26dB

Plot: Bandwidth within Band

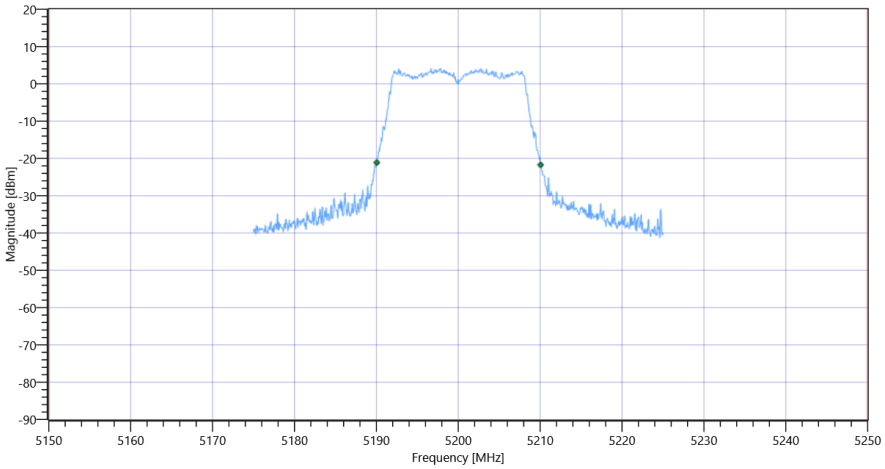

FCC 15.407, ISED RSS247 # Bandwidths 99PCT and 26dB ~ WLAN5Gx a mode U-NII-1

General verdict	PASS

Message with SA scan ~

Test References	
TC Start	04.08.2022 09:37:17
Ambit Temp [°C] | Humidity [rel%]	26.9 | 47
System Version	3.3.0.1
Test Specification	-
Test Method	
TC Version	0.0.1
My Description	Message with SA Scan a_mode_U_NII_1
Add. Information	

Test Parameter	
Switched Path	EUT - SignalingUnit - SpectrumAnalyzer
Message start	04.08.2022 09:37:18
Message	set WLAN5Gx to a_mode_U_NII_1, Frequency [MHz] 5240

Test Equipment
Signal analyzer,Rohde&Schwarz,FSV-40,1307.9002K40/101042,3.70
Switch matrix,CTCadvanced,SPM-4 NI DAQ,28016133,NI

General verdict	INFO

Common 5Gx 6Gx # Peak output power 3MHz/3MHz ~ WLAN5Gx a mode U-NII-1

Test References	
TC Start	04.08.2022 09:37:44
Ambit Temp [°C] | Humidity [rel%]	26.8 | 47
System Version	3.3.0.1
Test Specification	Common 5Gx 6Gx - none
Test Method	
TC Version	0.0.1
My Description	Peak OP 3MHz/3MHz - WLAN5Gx a mode U-NII-1
Add. Information	

EUT Common Settings WLAN5Gx	
Number of Antenna Ports	1
User Interaction	No
Device Class UNII_1	Client

Test Parameter	
Technology to test	WLAN5Gx a mode
Antenna Port used	1
Temperature	nom
Voltage	nom
Frequency low to test	False | Freq [MHz] 5180
Frequency mid to test	False | Freq [MHz] 5200
Frequency high to test	True | Freq [MHz] 5240
Auto Control enabled Power Supply | Climatic Box	No | No
Additional Path Loss [dB]	1.4
Switched Path	EUT - SignalingUnit - SpectrumAnalyzer

Test Equipment
Signal analyzer,Rohde&Schwarz,FSV-40,1307.9002K40/101042,3.70
Switch matrix,CTCadvanced,SPM-4 NI DAQ,28016133,NI

Test at TX 5240 MHz

RESULT: Reference Power cond.					
Test Description	Lower Limit	Upper Limit	Measured	Unit	Verdict
Ref. Power 1MHz/1MHz cond.	---	---	8.87	dBm	INFO
Ref. Frequency	---	---	5237.200	MHz	INFO

READ SA SETTINGS:	
RefLevel [dBm] | RefLevelOffset [dB] | InpAtt [dB]	20.87 | 18.56 | 20
Start [MHz] | Stop [MHz]	5215.000 | 5265.000
RBW [MHz] | VBW [MHz]	3.000000 | 3.000000
Detector | TraceMode	POS | MAXH
Sweep: Time [ms] | Count | Points per Section | Type	300 | 20 | 1001 | SWE

RESULT					
Test Description	Lower Limit	Upper Limit	Measured	Unit	Verdict
Peak Power	---	---	16.44	dBm	INFO
Peak Power	---	---	44.055486	mW	INFO
Frequency at Peak	---	---	5241.998	MHz	INFO

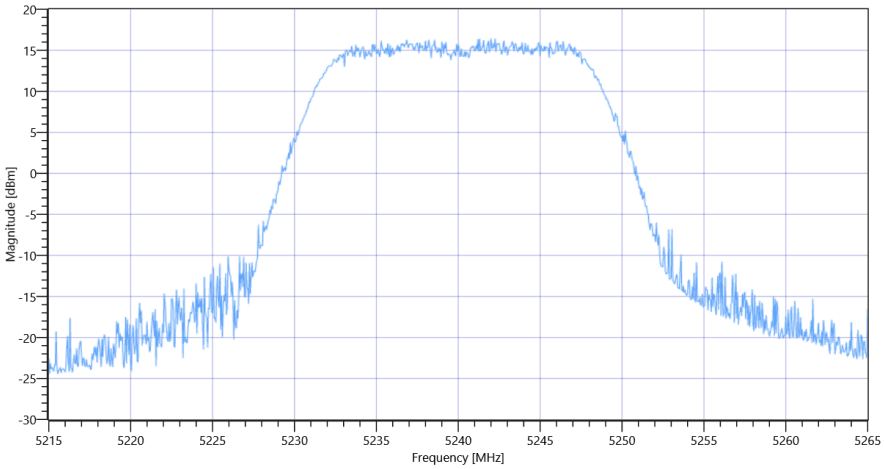

Common 5Gx 6Gx # Peak output power 3MHz-3MHz ~ WLAN5Gx a mode U-NII-1

General verdict	PASS

FCC 15.247 # Max output power and psd ~ WLAN5Gx a mode U-NII-1

Test References	
TC Start	04.08.2022 09:38:14
Ambit Temp [°C] | Humidity [rel%]	26.8 | 47
System Version	3.3.0.1
Test Specification	FCC 15.247 -
Test Method	KDB789033 D02, F., E.2.e.
TC Version	0.0.1
My Description	FCC 15.407 Max Output Power & PSD - WLAN5Gx a mode U-NII-1
Add. Information	

EUT Common Settings WLAN5Gx	
Number of Antenna Ports	1
User Interaction	No
Device Class UNII_1	Client

Test Parameter	
Technology to test	WLAN5Gx a mode
Antenna Port used	1
Temperature	nom
Voltage	nom
Frequency low to test	False | Freq [MHz] 5180
Frequency mid to test	False | Freq [MHz] 5200
Frequency high to test	True | Freq [MHz] 5240
Auto Control enabled Power Supply | Climatic Box	No | No
Additional Path Loss [dB]	1.4
Switched Path	EUT - SignalingUnit - SpectrumAnalyzer

Test Equipment
Signal analyzer,Rohde&Schwarz,FSV-40,1307.9002K40/101042,3.70
Switch matrix,CTCadvanced,SPM-4 NI DAQ,28016133,NI

Test at TX 5240 MHz

RESULT: Reference Power cond.					
Test Description	Lower Limit	Upper Limit	Measured	Unit	Verdict
Ref. Power 1MHz/1MHz cond.	---	---	9.66	dBm	INFO
Ref. Frequency	---	---	5243.000	MHz	INFO

Evaluation max. Duty Cycle

Duty Cycle evaluation					
Test Description	Lower Limit	Upper Limit	Measured	Unit	Verdict
No enough Bursts detected, Duty Cycle Burst Ratio set to 1					
Duty Cycle (Burst Ratio) max	---	---	1	---	INFO
Duty Cycle max	---	---	0	dB	INFO
Duty Cycle (Burst Ratio) min	---	---	1	---	INFO
Duty Cycle min	---	---	0	dB	INFO

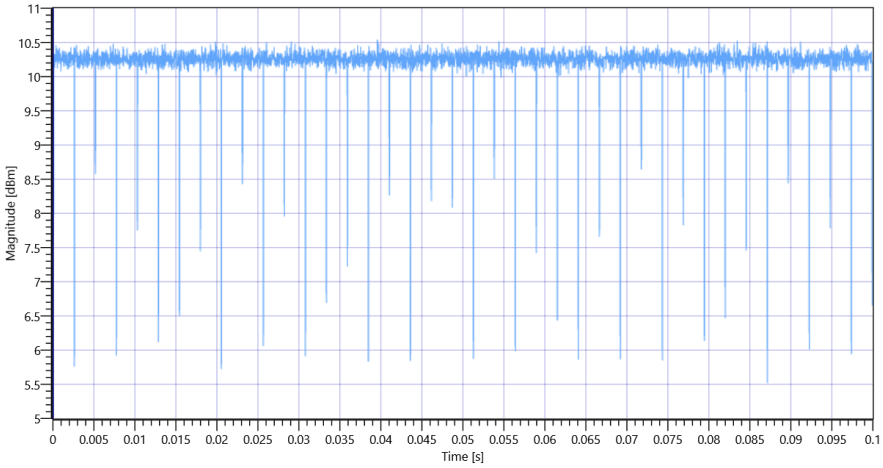

FCC 15.247 # Max output power and psd ~ WLAN5Gx a mode U-NII-1 5240 MHz - DutyCycle

Evaluation Bandwidth

RESULT					
Test Description	Lower Limit	Upper Limit	Measured	Unit	Verdict
Bandwidth 26dB	---	---	20.24	MHz	INFO
T1 26dB	---	---	5230.0000	MHz	INFO
T2 26dB	---	---	5250.2400	MHz	INFO

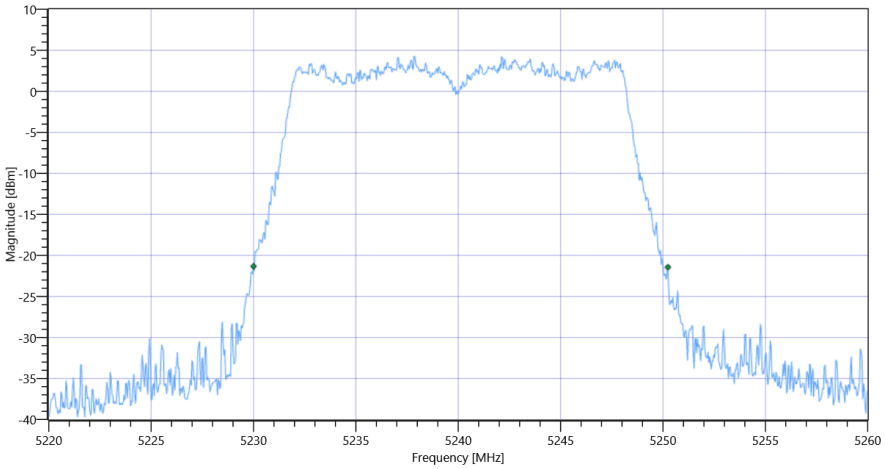

FCC 15.247 # Max output power and psd ~ WLAN5Gx a mode U-NII-1_BW

Maximum Output Power

READ SA SETTINGS:	
RefLevel [dBm] | RefLevelOffset [dB] | InpAtt [dB]	21.66 | 18.56 | 20
Start [MHz] | Stop [MHz]	5220.000 | 5260.000
RBW [MHz] | VBW [MHz]	1.000000 | 3.000000
Detector | TraceMode	RMS | MAXH
Sweep: Time [ms] | Count | Points per Section | Type	53700 | 1 | 161 | SWE

RESULT					
Test Description	Lower Limit	Upper Limit	Measured	Unit	Verdict
Max Output Power	---	---	12.48	dBm	INFO
Duty Cycle Correction	---	---	0	dB	INFO
Limit absolute					
Max Output Power DC corrected	---	24	12.48	dBm	PASS
Limit by: 11 dBm + 10 log Bandwidth					
Max Output Power DC corrected	---	24.06	12.48	dBm	not applicable

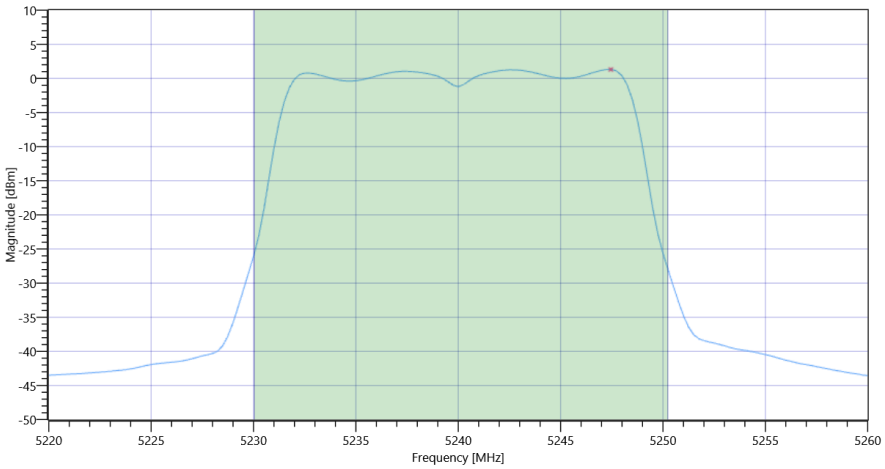

FCC 15.247 # Max output power and psd ~ WLAN5Gx a mode U-NII-1 Max OP and PSD

Power Spectral Density

RESULT					
Test Description	Lower Limit	Upper Limit	Measured	Unit	Verdict
Power Spectral Density	---	---	1.32	dBm/1MHz	INFO
Duty Cycle Correction	---	---	0	dB	INFO
Power Spectral Density DC corrected	---	11	1.32	dBm/1MHz	PASS

General verdict	PASS

ISED RSS247 # Max output power and psd ~ WLAN5Gx a mode U-NII-1

Test References	
TC Start	04.08.2022 09:39:57
Ambit Temp [°C] | Humidity [rel%]	26.9 | 47
System Version	3.3.0.1
Test Specification	ISED RSS247 -
Test Method	
TC Version	0.0.1
My Description	ISED Max Output Power & PSD - WLAN5Gx a mode U-NII-1
Add. Information	

EUT Common Settings WLAN5Gx	
Number of Antenna Ports	1
User Interaction	No
Device Class UNII_1	Client

Test Parameter	
Technology to test	WLAN5Gx a mode
Antenna Port used	1
Temperature	nom
Voltage	nom
Frequency low to test	False | Freq [MHz] 5180
Frequency mid to test	False | Freq [MHz] 5200
Frequency high to test	True | Freq [MHz] 5240
Auto Control enabled Power Supply | Climatic Box	No | No
Additional Path Loss [dB]	1.4
Switched Path	EUT - SignalingUnit - SpectrumAnalyzer

Test Equipment
Signal analyzer,Rohde&Schwarz,FSV-40,1307.9002K40/101042,3.70
Switch matrix,CTCadvanced,SPM-4 NI DAQ,28016133,NI

Test at TX 5240 MHz

RESULT: Reference Power cond.					
Test Description	Lower Limit	Upper Limit	Measured	Unit	Verdict
Ref. Power 1MHz/1MHz cond.	---	---	9.01	dBm	INFO
Ref. Frequency	---	---	5237.000	MHz	INFO

Evaluation max. Duty Cycle

Duty Cycle evaluation					
Test Description	Lower Limit	Upper Limit	Measured	Unit	Verdict
No enough Bursts detected, Duty Cycle Burst Ratio set to 1					
Duty Cycle (Burst Ratio) max	---	---	1	---	INFO
Duty Cycle max	---	---	0	dB	INFO
Duty Cycle (Burst Ratio) min	---	---	1	---	INFO
Duty Cycle min	---	---	0	dB	INFO

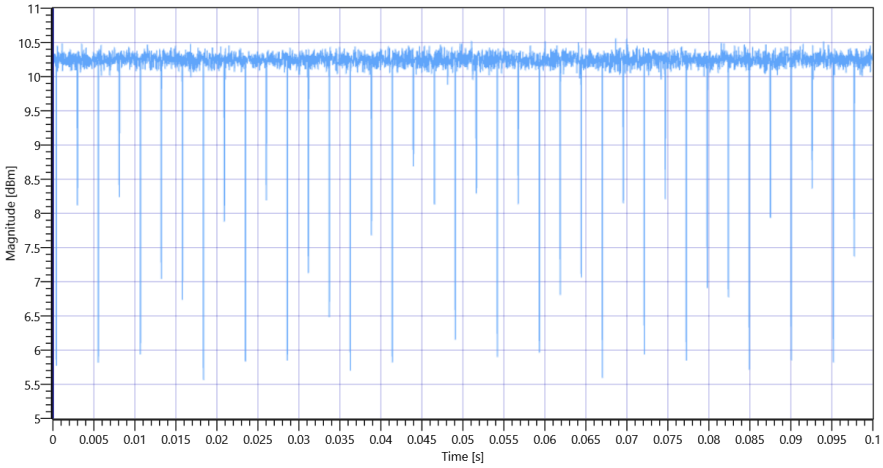

ISED RSS247 # Max output power and psd ~ WLAN5Gx a mode U-NII-1 5240 MHz - DutyCycle

Evaluation Bandwidth

RESULT					
Test Description	Lower Limit	Upper Limit	Measured	Unit	Verdict
Bandwidth 99%	---	---	16.823	MHz	INFO
T1 99%	---	---	5231.6084	MHz	INFO
T2 99%	---	---	5248.4316	MHz	INFO

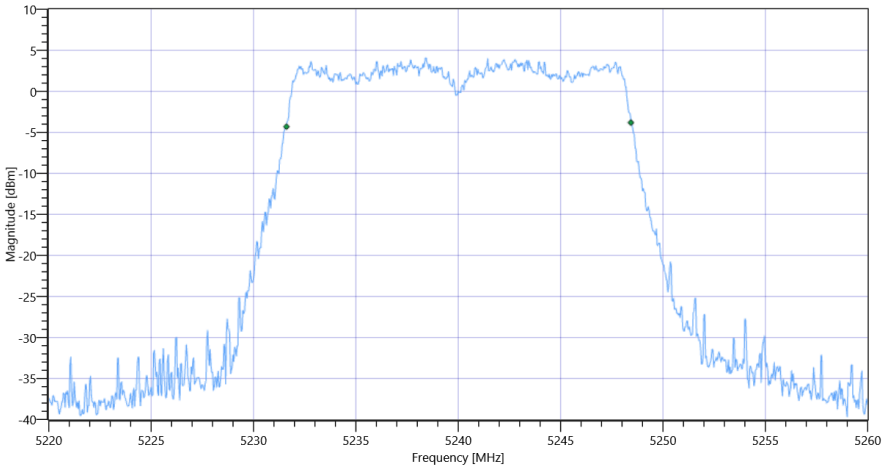

ISED RSS247 # Max output power and psd ~ WLAN5Gx a mode U-NII-1_BW

Maximum Output Power

READ SA SETTINGS:	
RefLevel [dBm] | RefLevelOffset [dB] | InpAtt [dB]	21.01 | 18.56 | 20
Start [MHz] | Stop [MHz]	5220.000 | 5260.000
RBW [MHz] | VBW [MHz]	1.000000 | 3.000000
Detector | TraceMode	RMS | MAXH
Sweep: Time [ms] | Count | Points per Section | Type	53700 | 1 | 161 | SWE

RESULT					
Test Description	Lower Limit	Upper Limit	Measured	Unit	Verdict
Max Output Power	---	---	12.4	dBm	INFO
Duty Cycle Correction	---	---	0	dB	INFO
Limit absolute					
Max Output Power DC corrected	---	24	12.4	dBm	PASS
Limit by: 11 dBm + 10 log Bandwidth					
Max Output Power DC corrected	---	23.26	12.4	dBm	not applicable

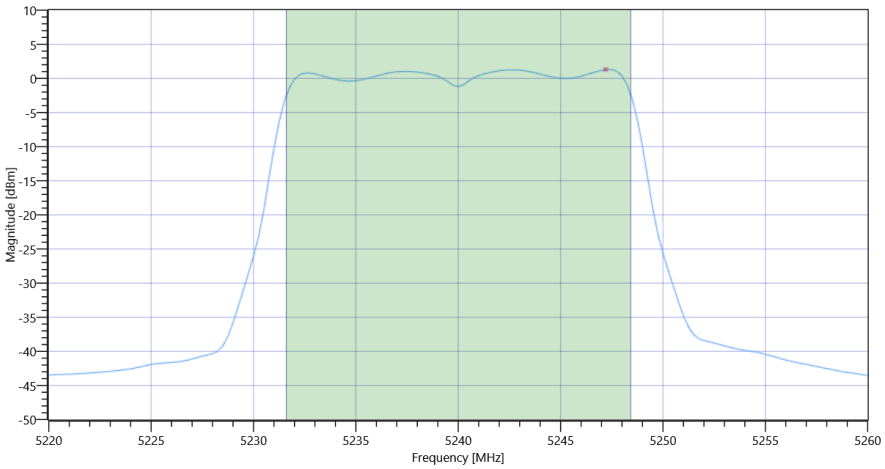

ISED RSS247 # Max output power and psd ~ WLAN5Gx a mode U-NII-1 Max OP and PSD

Power Spectral Density

RESULT					
Test Description	Lower Limit	Upper Limit	Measured	Unit	Verdict
Power Spectral Density	---	---	1.31	dBm/1MHz	INFO
Duty Cycle Correction	---	---	0	dB	INFO
Power Spectral Density DC corrected	---	11	1.31	dBm/1MHz	PASS

General verdict	PASS

FCC 15.407, ISED RSS247 # Bandwidths 99PCT and 26dB ~ WLAN5Gx a mode U-NII-1

Test References	
TC Start	04.08.2022 09:41:39
Ambit Temp [°C] | Humidity [rel%]	27.0 | 47
System Version	3.3.0.1
Test Specification	FCC 15.407, ISED RSS247 -
Test Method	26dB Bandwidth KDB789033 D02, C.1 / ISED RSS-GEN
TC Version	0.0.1
My Description	FCC 15.407 Bandwidths - WLAN5Gx a mode U-NII-1
Add. Information	

EUT Common Settings WLAN5Gx	
Number of Antenna Ports	1
User Interaction	No
Device Class UNII_1	Client

Test Parameter	
Technology to test	WLAN5Gx a mode
Antenna Port used	1
Temperature	nom
Voltage	nom
Frequency low to test	False | Freq [MHz] 5180
Frequency mid to test	False | Freq [MHz] 5200
Frequency high to test	True | Freq [MHz] 5240
Auto Control enabled Power Supply | Climatic Box	No | No
Additional Path Loss [dB]	1.4
Switched Path	EUT - SignalingUnit - SpectrumAnalyzer

Test Equipment
Signal analyzer,Rohde&Schwarz,FSV-40,1307.9002K40/101042,3.70
Switch matrix,CTCadvanced,SPM-4 NI DAQ,28016133,NI

Test at TX 5240 MHz

RESULT: Reference Power cond.					
Test Description	Lower Limit	Upper Limit	Measured	Unit	Verdict
Ref. Power 1MHz/1MHz cond.	---	---	9.13	dBm	INFO
Ref. Frequency	---	---	5242.600	MHz	INFO

READ SA SETTINGS:	
RefLevel [dBm] | RefLevelOffset [dB] | InpAtt [dB]	17.13 | 18.56 | 15
Start [MHz] | Stop [MHz]	5215.000 | 5265.000
RBW [MHz] | VBW [MHz]	0.300000 | 1.000000
Detector | TraceMode	POS | MAXH
Sweep: Time [ms] | Count | Points per Section | Type	1 | 2500 | 1001 | SWE

RESULT					
Test Description	Lower Limit	Upper Limit	Measured	Unit	Verdict
Bandwidth 99%	---	---	16.883	MHz	INFO
T1 99%	5150.000000	---	5231.6084	MHz	PASS
T2 99%	---	5250.000000	5248.4915	MHz	PASS

Plot: Bandwidth only

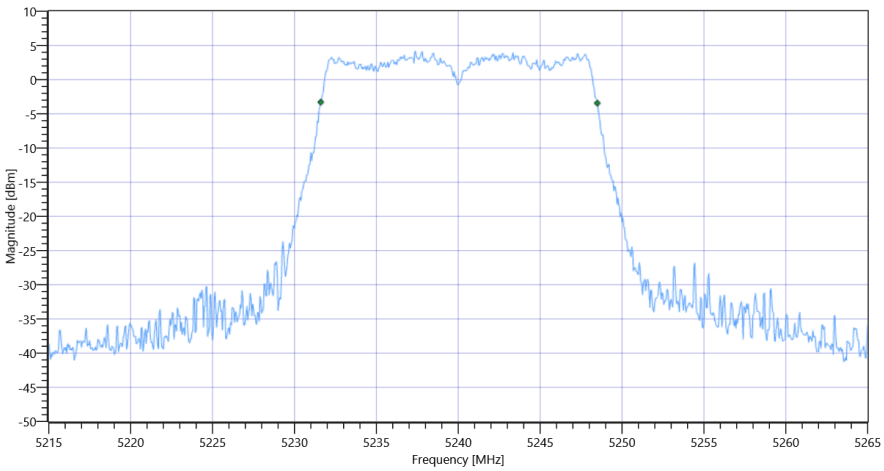

FCC 15.407, ISED RSS247 # Bandwidths 99PCT and 26dB ~ WLAN5Gx a mode U-NII-1 99PCT

Plot: Bandwidth within Band

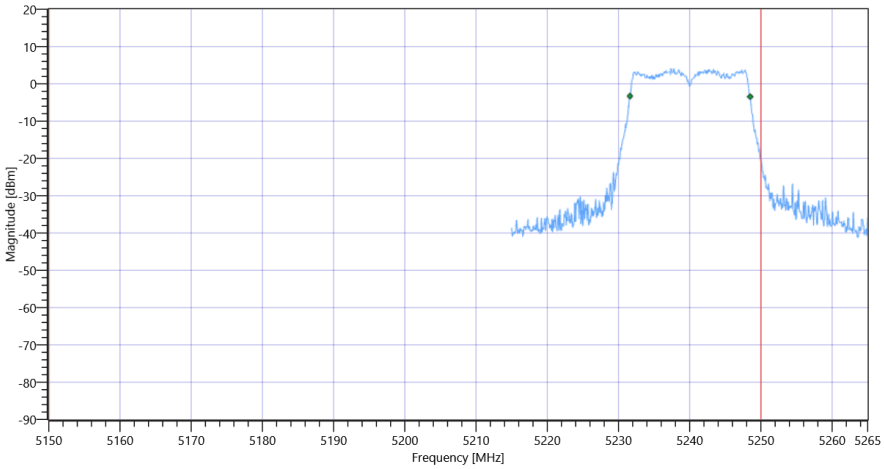

FCC 15.407, ISED RSS247 # Bandwidths 99PCT and 26dB ~ WLAN5Gx a mode U-NII-1

RESULT					
Test Description	Lower Limit	Upper Limit	Measured	Unit	Verdict
Bandwidth 26dB	---	---	20.2	MHz	INFO
T1 26dB	5150.000000	---	5229.9500	MHz	PASS
T2 26dB	---	5250.000000	5250.1500	MHz	DFS required

Plot: Bandwidth only

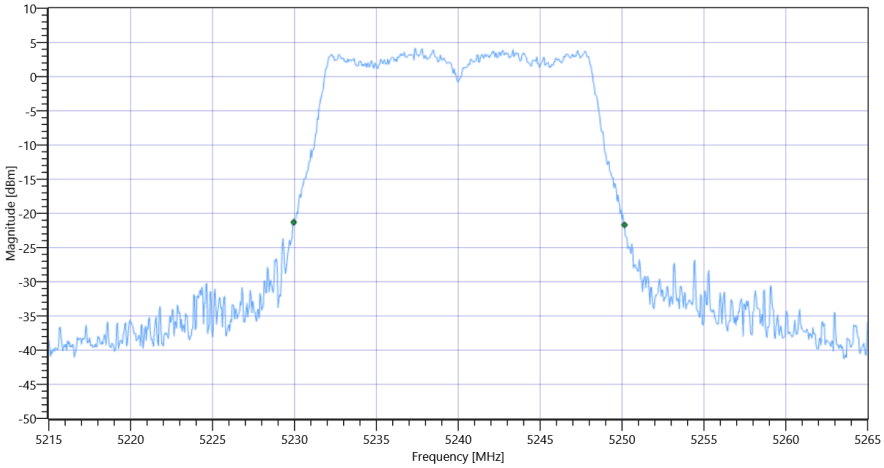

FCC 15.407, ISED RSS247 # Bandwidths 99PCT and 26dB ~ WLAN5Gx a mode U-NII-1 26dB

Plot: Bandwidth within Band

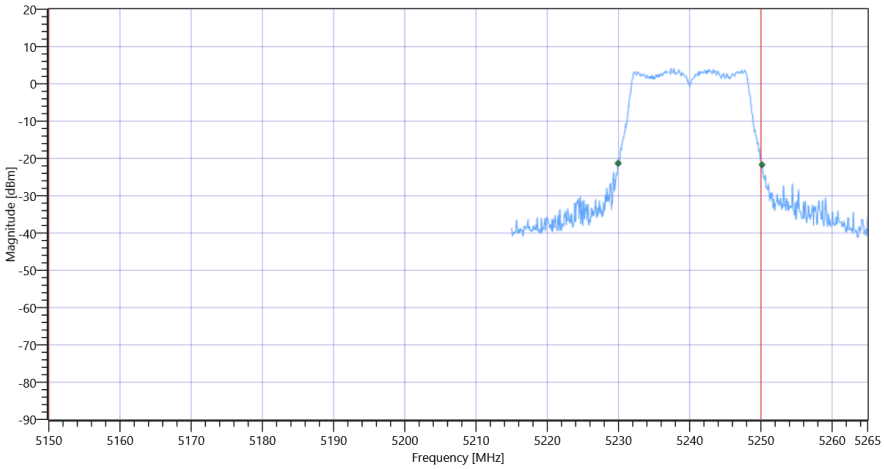

FCC 15.407, ISED RSS247 # Bandwidths 99PCT and 26dB ~ WLAN5Gx a mode U-NII-1

General verdict	PASS

Message with SA scan ~

Test References	
TC Start	04.08.2022 09:42:30
Ambit Temp [°C] | Humidity [rel%]	26.9 | 47
System Version	3.3.0.1
Test Specification	-
Test Method	
TC Version	0.0.1
My Description	Message with SA Scan a_mode_U_NII_3
Add. Information	

Test Parameter	
Switched Path	EUT - SignalingUnit - SpectrumAnalyzer
Message start	04.08.2022 09:42:31
Message	set WLAN5Gx to a_mode_U_NII_3, Frequency [MHz] 5745 ,

Test Equipment
Signal analyzer,Rohde&Schwarz,FSV-40,1307.9002K40/101042,3.70
Switch matrix,CTCadvanced,SPM-4 NI DAQ,28016133,NI

General verdict	INFO

Common 5Gx 6Gx # Peak output power 3MHz/3MHz ~ WLAN5Gx a mode U-NII-3

Test References	
TC Start	04.08.2022 09:43:13
Ambit Temp [°C] | Humidity [rel%]	27.0 | 47
System Version	3.3.0.1
Test Specification	Common 5Gx 6Gx - none
Test Method	
TC Version	0.0.1
My Description	Peak OP 3MHz/3MHz - WLAN5Gx a mode U-NII-3
Add. Information	

EUT Common Settings WLAN5Gx	
Number of Antenna Ports	1
User Interaction	No
Device Class UNII_1	Client

Test Parameter	
Technology to test	WLAN5Gx a mode
Antenna Port used	1
Temperature	nom
Voltage	nom
Frequency low to test	True | Freq [MHz] 5745
Frequency mid to test	False | Freq [MHz] 5785
Frequency high to test	False | Freq [MHz] 5825
Auto Control enabled Power Supply | Climatic Box	No | No
Additional Path Loss [dB]	1.4
Switched Path	EUT - SignalingUnit - SpectrumAnalyzer

Test Equipment
Signal analyzer,Rohde&Schwarz,FSV-40,1307.9002K40/101042,3.70
Switch matrix,CTCadvanced,SPM-4 NI DAQ,28016133,NI

Test at TX 5745 MHz

RESULT: Reference Power cond.					
Test Description	Lower Limit	Upper Limit	Measured	Unit	Verdict
Ref. Power 1MHz/1MHz cond.	---	---	2.78	dBm	INFO
Ref. Frequency	---	---	5747.800	MHz	INFO

READ SA SETTINGS:	
RefLevel [dBm] | RefLevelOffset [dB] | InpAtt [dB]	14.78 | 18.72 | 15
Start [MHz] | Stop [MHz]	5720.000 | 5770.000
RBW [MHz] | VBW [MHz]	3.000000 | 3.000000
Detector | TraceMode	POS | MAXH
Sweep: Time [ms] | Count | Points per Section | Type	300 | 20 | 1001 | SWE

RESULT					
Test Description	Lower Limit	Upper Limit	Measured	Unit	Verdict
Peak Power	---	---	10.03	dBm	INFO
Peak Power	---	---	10.069317	mW	INFO
Frequency at Peak	---	---	5742.702	MHz	INFO

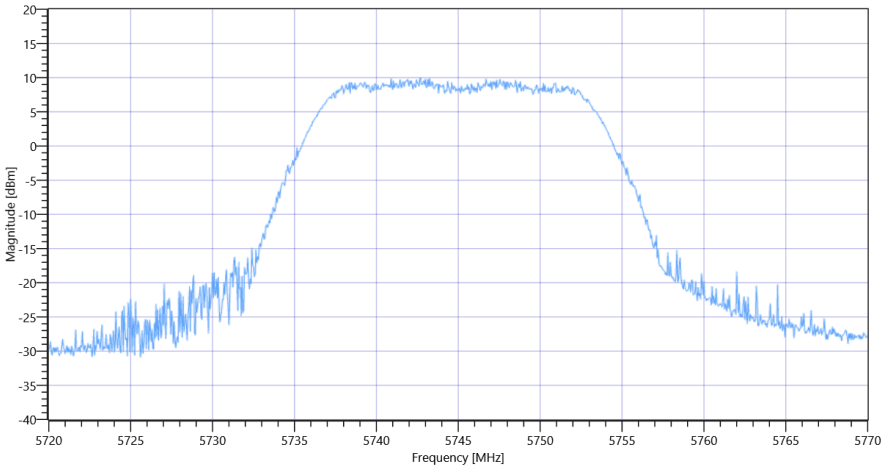

Common 5Gx 6Gx # Peak output power 3MHz-3MHz ~ WLAN5Gx a mode U-NII-3

General verdict	PASS

FCC 15.247 # Max output power and psd ~ WLAN5Gx a mode U-NII-3

Test References	
TC Start	04.08.2022 09:43:43
Ambit Temp [°C] | Humidity [rel%]	27.0 | 47
System Version	3.3.0.1
Test Specification	FCC 15.247 -
Test Method	KDB789033 D02, F., E.2.e.
TC Version	0.0.1
My Description	FCC 15.407 Max Output Power & PSD - WLAN5Gx a mode U-NII-3
Add. Information	

EUT Common Settings WLAN5Gx	
Number of Antenna Ports	1
User Interaction	No
Device Class UNII_1	Client

Test Parameter	
Technology to test	WLAN5Gx a mode
Antenna Port used	1
Temperature	nom
Voltage	nom
Frequency low to test	True | Freq [MHz] 5745
Frequency mid to test	False | Freq [MHz] 5785
Frequency high to test	False | Freq [MHz] 5825
Auto Control enabled Power Supply | Climatic Box	No | No
Additional Path Loss [dB]	1.4
Switched Path	EUT - SignalingUnit - SpectrumAnalyzer

Test Equipment
Signal analyzer,Rohde&Schwarz,FSV-40,1307.9002K40/101042,3.70
Switch matrix,CTCadvanced,SPM-4 NI DAQ,28016133,NI

Test at TX 5745 MHz

RESULT: Reference Power cond.					
Test Description	Lower Limit	Upper Limit	Measured	Unit	Verdict
Ref. Power 1MHz/1MHz cond.	---	---	1.84	dBm	INFO
Ref. Frequency	---	---	5748.400	MHz	INFO

Evaluation max. Duty Cycle

Duty Cycle evaluation					
Test Description	Lower Limit	Upper Limit	Measured	Unit	Verdict
No enough Bursts detected, Duty Cycle Burst Ratio set to 1					
Duty Cycle (Burst Ratio) max	---	---	1	---	INFO
Duty Cycle max	---	---	0	dB	INFO
Duty Cycle (Burst Ratio) min	---	---	1	---	INFO
Duty Cycle min	---	---	0	dB	INFO

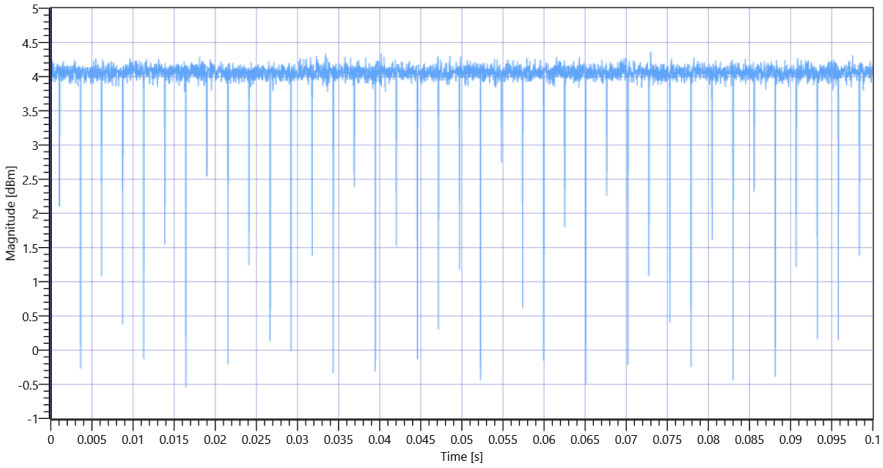

FCC 15.247 # Max output power and psd ~ WLAN5Gx a mode U-NII-3 5745 MHz - DutyCycle

Evaluation Bandwidth

RESULT					
Test Description	Lower Limit	Upper Limit	Measured	Unit	Verdict
Bandwidth 26dB	---	---	20.2	MHz	INFO
T1 26dB	---	---	5734.8800	MHz	INFO
T2 26dB	---	---	5755.0800	MHz	INFO

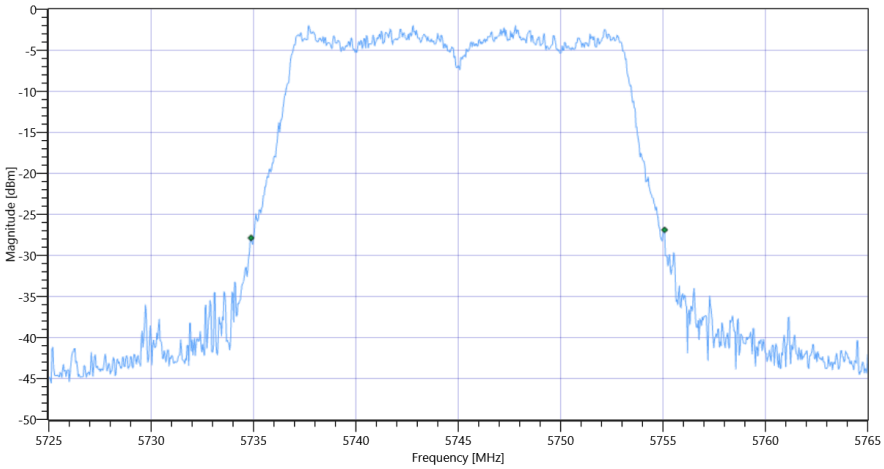

FCC 15.247 # Max output power and psd ~ WLAN5Gx a mode U-NII-3_BW

Maximum Output Power

READ SA SETTINGS:	
RefLevel [dBm] | RefLevelOffset [dB] | InpAtt [dB]	13.84 | 18.72 | 10
Start [MHz] | Stop [MHz]	5725.000 | 5765.000
RBW [MHz] | VBW [MHz]	1.000000 | 3.000000
Detector | TraceMode	RMS | MAXH
Sweep: Time [ms] | Count | Points per Section | Type	53700 | 1 | 161 | SWE

RESULT					
Test Description	Lower Limit	Upper Limit	Measured	Unit	Verdict
Max Output Power	---	---	6.26	dBm	INFO
Duty Cycle Correction	---	---	0	dB	INFO
Limit absolute					
Max Output Power DC corrected	---	30	6.26	dBm	PASS
Limit by: 11 dBm + 10 log Bandwidth					
Max Output Power DC corrected	---	24.05	6.26	dBm	not applicable

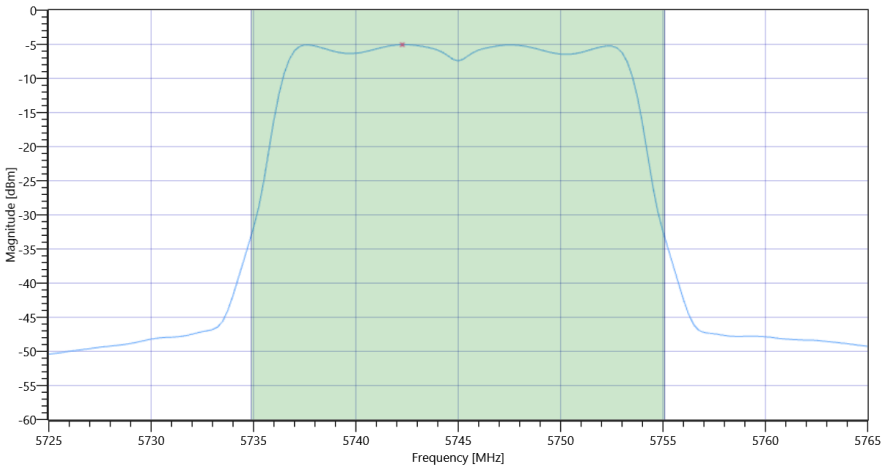

FCC 15.247 # Max output power and psd ~ WLAN5Gx a mode U-NII-3 Max OP and PSD

Power Spectral Density U-NII-3

READ SA SETTINGS:	
RefLevel [dBm] | RefLevelOffset [dB] | InpAtt [dB]	13.84 | 18.72 | 15
Start [MHz] | Stop [MHz]	5725.000 | 5765.000
RBW [MHz] | VBW [MHz]	0.500000 | 3.000000
Detector | TraceMode	RMS | MAXH
Sweep: Time [ms] | Count | Points per Section | Type	53700 | 1 | 161 | SWE

RESULT					
Test Description	Lower Limit	Upper Limit	Measured	Unit	Verdict
Power Spectral Density	---	---	-7.93	dBm/0.5MHz	INFO
Duty Cycle Correction	---	---	0	dB	INFO
Power Spectral Density DC corrected	---	30	-7.93	dBm/0.5MHz	PASS

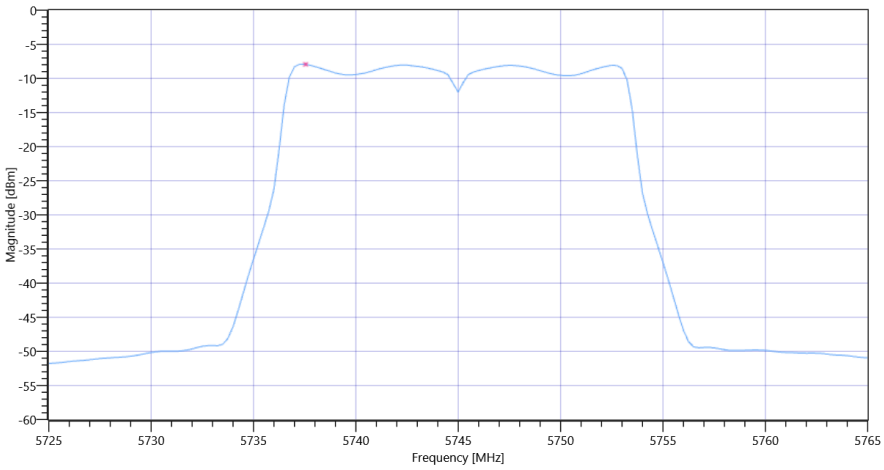

FCC 15.247 # Max output power and psd ~ WLAN5Gx a mode U-NII-3 PSD UNII-3

General verdict	PASS

ISED RSS247 # Max output power and psd ~ WLAN5Gx a mode U-NII-3

Test References	
TC Start	04.08.2022 09:46:27
Ambit Temp [°C] | Humidity [rel%]	27.1 | 46
System Version	3.3.0.1
Test Specification	ISED RSS247 -
Test Method	
TC Version	0.0.1
My Description	ISED Max Output Power & PSD - WLAN5Gx a mode U-NII-3
Add. Information	

EUT Common Settings WLAN5Gx	
Number of Antenna Ports	1
User Interaction	No
Device Class UNII_1	Client

Test Parameter	
Technology to test	WLAN5Gx a mode
Antenna Port used	1
Temperature	nom
Voltage	nom
Frequency low to test	True | Freq [MHz] 5745
Frequency mid to test	False | Freq [MHz] 5785
Frequency high to test	False | Freq [MHz] 5825
Auto Control enabled Power Supply | Climatic Box	No | No
Additional Path Loss [dB]	1.4
Switched Path	EUT - SignalingUnit - SpectrumAnalyzer

Test Equipment
Signal analyzer,Rohde&Schwarz,FSV-40,1307.9002K40/101042,3.70
Switch matrix,CTCadvanced,SPM-4 NI DAQ,28016133,NI

Test at TX 5745 MHz

RESULT: Reference Power cond.					
Test Description	Lower Limit	Upper Limit	Measured	Unit	Verdict
Ref. Power 1MHz/1MHz cond.	---	---	2.87	dBm	INFO
Ref. Frequency	---	---	5737.610	MHz	INFO

Evaluation max. Duty Cycle

Duty Cycle evaluation					
Test Description	Lower Limit	Upper Limit	Measured	Unit	Verdict
No enough Bursts detected, Duty Cycle Burst Ratio set to 1					
Duty Cycle (Burst Ratio) max	---	---	1	---	INFO
Duty Cycle max	---	---	0	dB	INFO
Duty Cycle (Burst Ratio) min	---	---	1	---	INFO
Duty Cycle min	---	---	0	dB	INFO

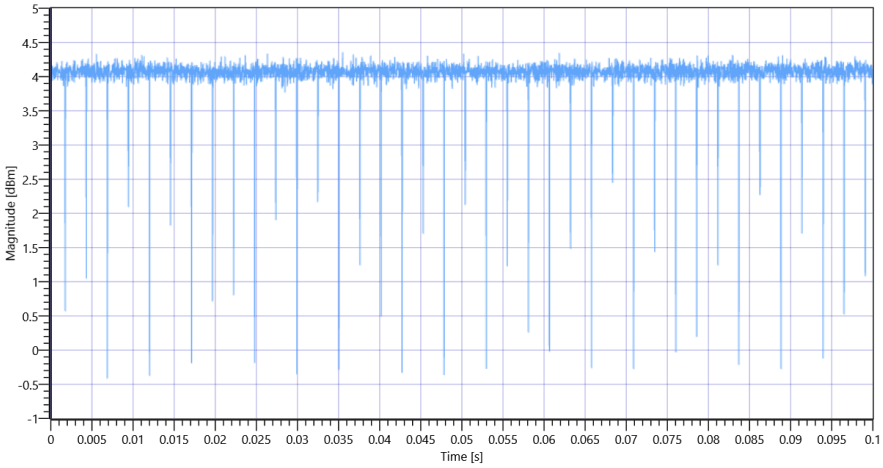

ISED RSS247 # Max output power and psd ~ WLAN5Gx a mode U-NII-3 5745 MHz - DutyCycle

Evaluation Bandwidth

RESULT					
Test Description	Lower Limit	Upper Limit	Measured	Unit	Verdict
Bandwidth 99%	---	---	16.823	MHz	INFO
T1 99%	---	---	5736.5684	MHz	INFO
T2 99%	---	---	5753.3916	MHz	INFO

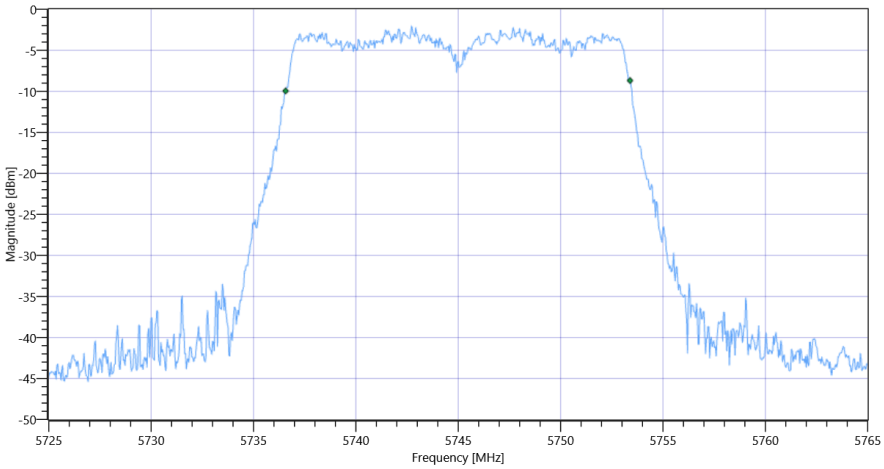

ISED RSS247 # Max output power and psd ~ WLAN5Gx a mode U-NII-3_BW

Maximum Output Power

READ SA SETTINGS:	
RefLevel [dBm] | RefLevelOffset [dB] | InpAtt [dB]	14.87 | 18.72 | 15
Start [MHz] | Stop [MHz]	5725.000 | 5765.000
RBW [MHz] | VBW [MHz]	1.000000 | 3.000000
Detector | TraceMode	RMS | MAXH
Sweep: Time [ms] | Count | Points per Section | Type	53700 | 1 | 161 | SWE

RESULT					
Test Description	Lower Limit	Upper Limit	Measured	Unit	Verdict
Max Output Power	---	---	6.14	dBm	INFO
Duty Cycle Correction	---	---	0	dB	INFO
Limit absolute					
Max Output Power DC corrected	---	30	6.14	dBm	PASS
Limit by: 11 dBm + 10 log Bandwidth					
Max Output Power DC corrected	---	23.26	6.14	dBm	not applicable

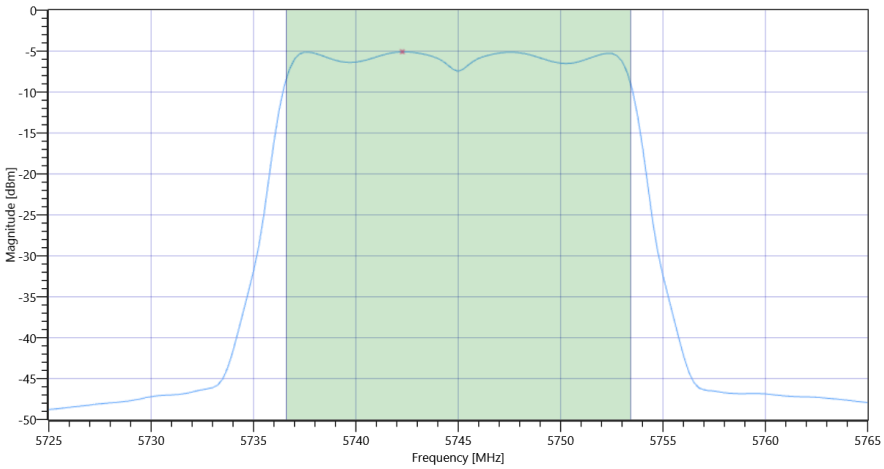

ISED RSS247 # Max output power and psd ~ WLAN5Gx a mode U-NII-3 Max OP and PSD

Power Spectral Density U-NII-3

READ SA SETTINGS:	
RefLevel [dBm] | RefLevelOffset [dB] | InpAtt [dB]	14.87 | 18.72 | 15
Start [MHz] | Stop [MHz]	5725.000 | 5765.000
RBW [MHz] | VBW [MHz]	0.500000 | 3.000000
Detector | TraceMode	RMS | MAXH
Sweep: Time [ms] | Count | Points per Section | Type	53700 | 1 | 161 | SWE

RESULT					
Test Description	Lower Limit	Upper Limit	Measured	Unit	Verdict
Power Spectral Density	---	---	-7.93	dBm/0.5MHz	INFO
Duty Cycle Correction	---	---	0	dB	INFO
Power Spectral Density DC corrected	---	30	-7.93	dBm/0.5MHz	PASS

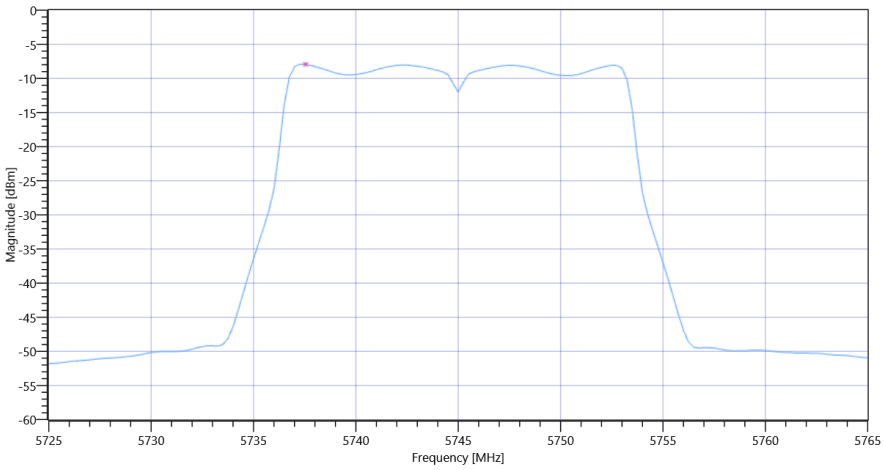

ISED RSS247 # Max output power and psd ~ WLAN5Gx a mode U-NII-3 PSD UNII-3

General verdict	PASS

FCC 15.407, ISED RSS247 # Bandwidths 99PCT and 26dB ~ WLAN5Gx a mode U-NII-3

Test References	
TC Start	04.08.2022 09:49:12
Ambit Temp [°C] | Humidity [rel%]	27.1 | 46
System Version	3.3.0.1
Test Specification	FCC 15.407, ISED RSS247 -
Test Method	26dB Bandwidth KDB789033 D02, C.1 / ISED RSS-GEN
TC Version	0.0.1
My Description	FCC 15.407 Bandwidths - WLAN5Gx a mode U-NII-3
Add. Information	

EUT Common Settings WLAN5Gx	
Number of Antenna Ports	1
User Interaction	No
Device Class UNII_1	Client

Test Parameter	
Technology to test	WLAN5Gx a mode
Antenna Port used	1
Temperature	nom
Voltage	nom
Frequency low to test	True | Freq [MHz] 5745
Frequency mid to test	False | Freq [MHz] 5785
Frequency high to test	False | Freq [MHz] 5825
Auto Control enabled Power Supply | Climatic Box	No | No
Additional Path Loss [dB]	1.4
Switched Path	EUT - SignalingUnit - SpectrumAnalyzer

Test Equipment
Signal analyzer,Rohde&Schwarz,FSV-40,1307.9002K40/101042,3.70
Switch matrix,CTCadvanced,SPM-4 NI DAQ,28016133,NI

Test at TX 5745 MHz

RESULT: Reference Power cond.					
Test Description	Lower Limit	Upper Limit	Measured	Unit	Verdict
Ref. Power 1MHz/1MHz cond.	---	---	2.90	dBm	INFO
Ref. Frequency	---	---	5747.000	MHz	INFO

READ SA SETTINGS:	
RefLevel [dBm] | RefLevelOffset [dB] | InpAtt [dB]	10.90 | 18.72 | 10
Start [MHz] | Stop [MHz]	5720.000 | 5770.000
RBW [MHz] | VBW [MHz]	0.300000 | 1.000000
Detector | TraceMode	POS | MAXH
Sweep: Time [ms] | Count | Points per Section | Type	1 | 2500 | 1001 | SWE

RESULT					
Test Description	Lower Limit	Upper Limit	Measured	Unit	Verdict
Bandwidth 99%	---	---	16.833	MHz	INFO
T1 99%	5725.000000	---	5736.5584	MHz	PASS
T2 99%	---	5850.000000	5753.3916	MHz	PASS

Plot: Bandwidth only

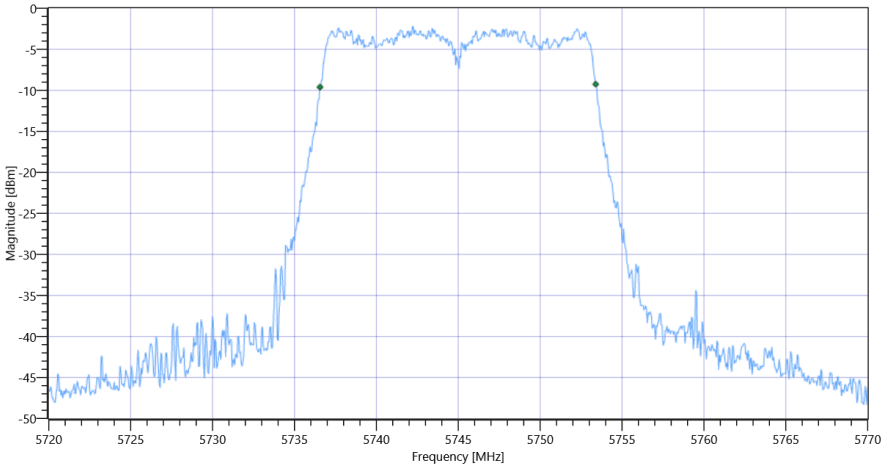

FCC 15.407, ISED RSS247 # Bandwidths 99PCT and 26dB ~ WLAN5Gx a mode U-NII-3 99PCT

Plot: Bandwidth within Band

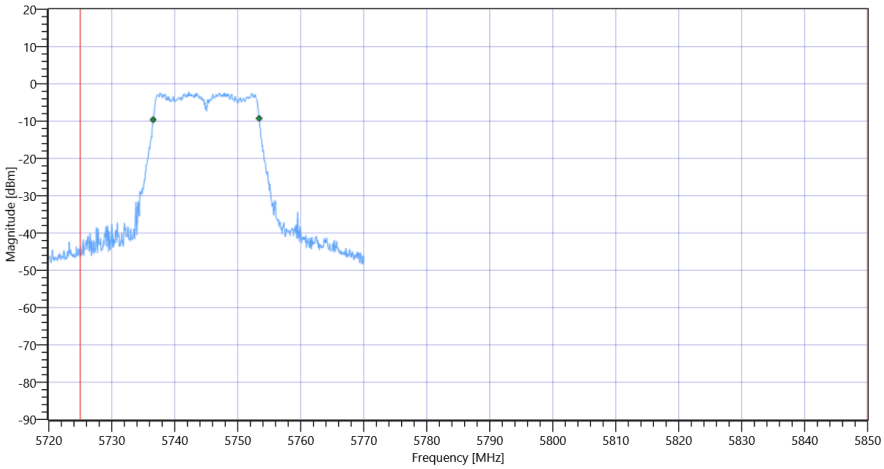

FCC 15.407, ISED RSS247 # Bandwidths 99PCT and 26dB ~ WLAN5Gx a mode U-NII-3

RESULT					
Test Description	Lower Limit	Upper Limit	Measured	Unit	Verdict
Bandwidth 26dB	---	---	20.3	MHz	INFO
T1 26dB	5725.000000	---	5734.8000	MHz	PASS
T2 26dB	---	5850.000000	5755.1000	MHz	PASS

Plot: Bandwidth only

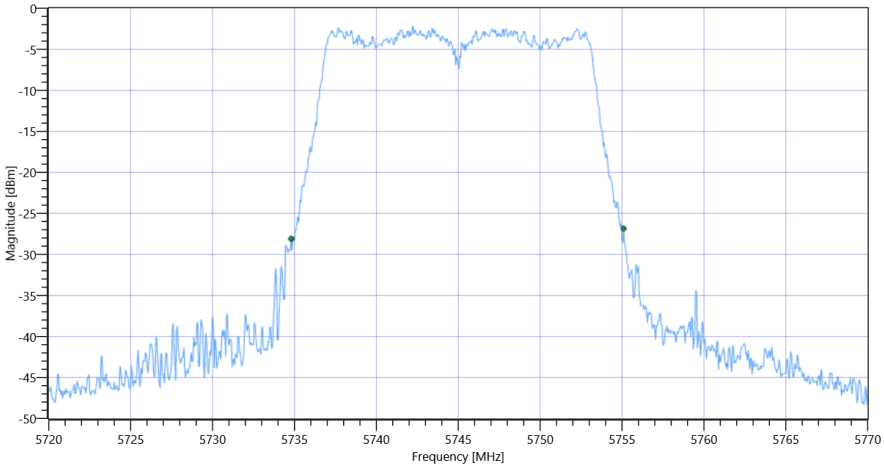

FCC 15.407, ISED RSS247 # Bandwidths 99PCT and 26dB ~ WLAN5Gx a mode U-NII-3 26dB

Plot: Bandwidth within Band

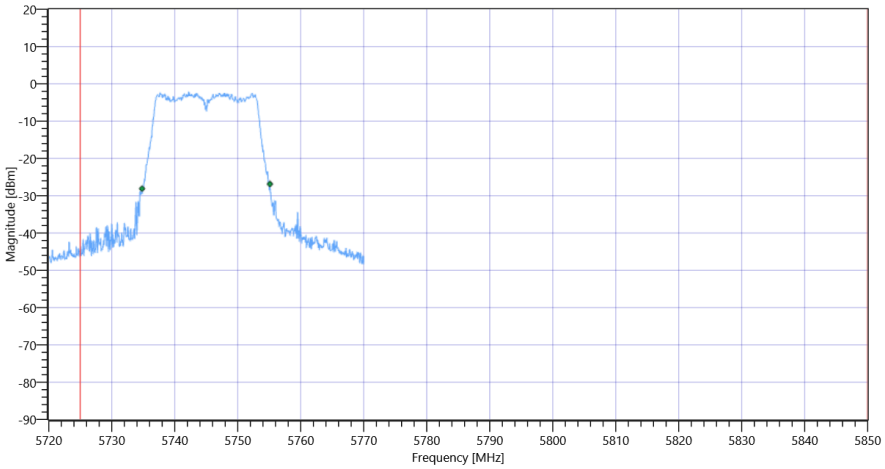

FCC 15.407, ISED RSS247 # Bandwidths 99PCT and 26dB ~ WLAN5Gx a mode U-NII-3

General verdict	PASS

FCC 15.407, ISED RSS247 # Minimum emission bandwidth ~ WLAN5Gx a mode U-NII-3

Test References	
TC Start	04.08.2022 09:50:03
Ambit Temp [°C] | Humidity [rel%]	27.1 | 46
System Version	3.3.0.1
Test Specification	FCC 15.407, ISED RSS247 -
Test Method	KDB789033 D02, C.2.
TC Version	0.0.1
My Description	FCC 15.407 Min Emission Bandwidth - WLAN5Gx a mode U-NII-3
Add. Information	

EUT Common Settings WLAN5Gx	
Number of Antenna Ports	1
User Interaction	No
Device Class UNII_1	Client

Test Parameter	
Technology to test	WLAN5Gx a mode
Antenna Port used	1
Temperature	nom
Voltage	nom
Frequency low to test	True | Freq [MHz] 5745
Frequency mid to test	False | Freq [MHz] 5785
Frequency high to test	False | Freq [MHz] 5825
Auto Control enabled Power Supply | Climatic Box	No | No
Additional Path Loss [dB]	1.4
Switched Path	EUT - SignalingUnit - SpectrumAnalyzer

Test Equipment
Signal analyzer,Rohde&Schwarz,FSV-40,1307.9002K40/101042,3.70
Switch matrix,CTCadvanced,SPM-4 NI DAQ,28016133,NI

Test at TX 5745 MHz

RESULT: Reference Power cond.					
Test Description	Lower Limit	Upper Limit	Measured	Unit	Verdict
Ref. Power 1MHz/1MHz cond.	---	---	2.99	dBm	INFO
Ref. Frequency	---	---	5747.200	MHz	INFO

READ SA SETTINGS:	
RefLevel [dBm] | RefLevelOffset [dB] | InpAtt [dB]	14.99 | 18.72 | 15
Start [MHz] | Stop [MHz]	5720.000 | 5770.000
RBW [MHz] | VBW [MHz]	0.100000 | 0.300000
Detector | TraceMode	POS | MAXH
Sweep: Time [ms] | Count | Points per Section | Type	2 | 1500 | 1001 | SWE

RESULT					
Test Description	Lower Limit	Upper Limit	Measured	Unit	Verdict
Bandwidth (6dB)	0.500	---	16.35	MHz	PASS

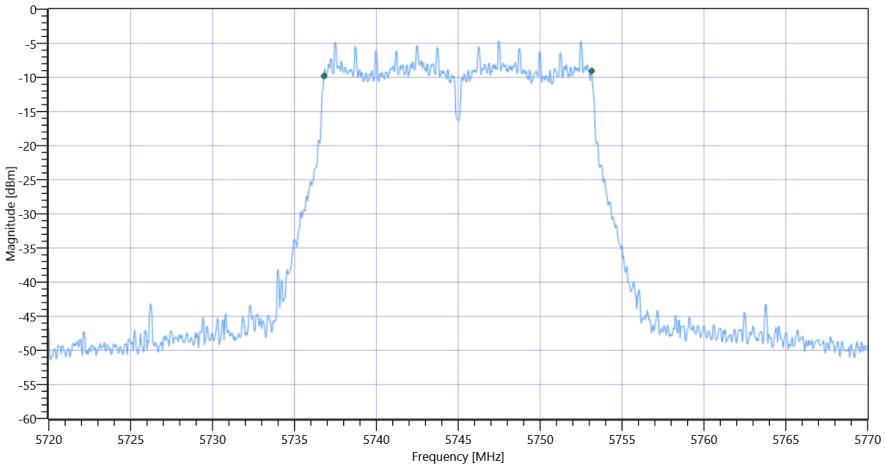

FCC 15.407, ISED RSS247 # Minimum emission bandwidth ~ WLAN5Gx a mode U-NII-3

General verdict	PASS

Message with SA scan ~

Test References	
TC Start	04.08.2022 09:50:50
Ambit Temp [°C] | Humidity [rel%]	27.1 | 46
System Version	3.3.0.1
Test Specification	-
Test Method	
TC Version	0.0.1
My Description	Message with SA Scan a_mode_U_NII_3
Add. Information	

Test Parameter	
Switched Path	EUT - SignalingUnit - SpectrumAnalyzer
Message start	04.08.2022 09:50:51
Message	set WLAN5Gx to a_mode_U_NII_3, Frequency [MHz] 5785 ,

Test Equipment
Signal analyzer,Rohde&Schwarz,FSV-40,1307.9002K40/101042,3.70
Switch matrix,CTCadvanced,SPM-4 NI DAQ,28016133,NI

General verdict	INFO

Common 5Gx 6Gx # Peak output power 3MHz/3MHz ~ WLAN5Gx a mode U-NII-3

Test References	
TC Start	04.08.2022 09:51:40
Ambit Temp [°C] | Humidity [rel%]	27.2 | 46
System Version	3.3.0.1
Test Specification	Common 5Gx 6Gx - none
Test Method	
TC Version	0.0.1
My Description	Peak OP 3MHz/3MHz - WLAN5Gx a mode U-NII-3
Add. Information	

EUT Common Settings WLAN5Gx	
Number of Antenna Ports	1
User Interaction	No
Device Class UNII_1	Client

Test Parameter	
Technology to test	WLAN5Gx a mode
Antenna Port used	1
Temperature	nom
Voltage	nom
Frequency low to test	False | Freq [MHz] 5745
Frequency mid to test	True | Freq [MHz] 5785
Frequency high to test	False | Freq [MHz] 5825
Auto Control enabled Power Supply | Climatic Box	No | No
Additional Path Loss [dB]	1.4
Switched Path	EUT - SignalingUnit - SpectrumAnalyzer

Test Equipment
Signal analyzer,Rohde&Schwarz,FSV-40,1307.9002K40/101042,3.70
Switch matrix,CTCadvanced,SPM-4 NI DAQ,28016133,NI

Test at TX 5785 MHz

RESULT: Reference Power cond.					
Test Description	Lower Limit	Upper Limit	Measured	Unit	Verdict
Ref. Power 1MHz/1MHz cond.	---	---	2.86	dBm	INFO
Ref. Frequency	---	---	5787.400	MHz	INFO

READ SA SETTINGS:	
RefLevel [dBm] | RefLevelOffset [dB] | InpAtt [dB]	14.86 | 18.76 | 15
Start [MHz] | Stop [MHz]	5760.000 | 5810.000
RBW [MHz] | VBW [MHz]	3.000000 | 3.000000
Detector | TraceMode	POS | MAXH
Sweep: Time [ms] | Count | Points per Section | Type	300 | 20 | 1001 | SWE

RESULT					
Test Description	Lower Limit	Upper Limit	Measured	Unit	Verdict
Peak Power	---	---	10.89	dBm	INFO
Peak Power	---	---	12.274392	mW	INFO
Frequency at Peak	---	---	5781.653	MHz	INFO

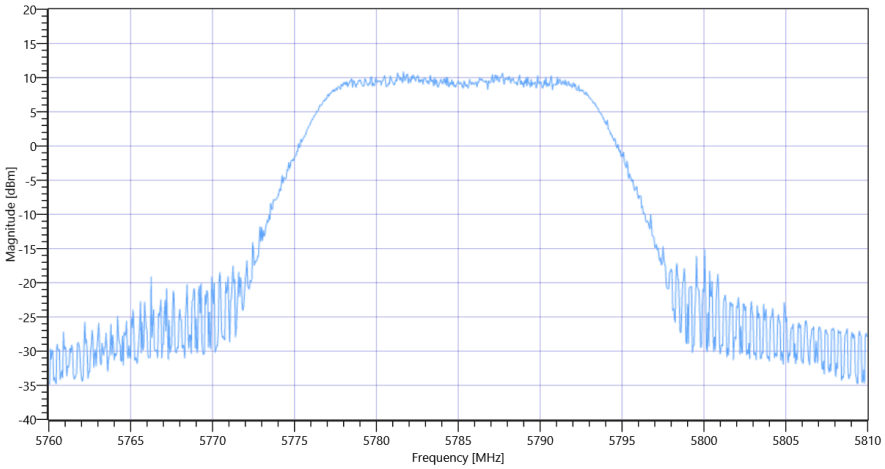

Common 5Gx 6Gx # Peak output power 3MHz-3MHz ~ WLAN5Gx a mode U-NII-3

General verdict	PASS

FCC 15.247 # Max output power and psd ~ WLAN5Gx a mode U-NII-3

Test References	
TC Start	04.08.2022 09:52:11
Ambit Temp [°C] | Humidity [rel%]	27.2 | 46
System Version	3.3.0.1
Test Specification	FCC 15.247 -
Test Method	KDB789033 D02, F., E.2.e.
TC Version	0.0.1
My Description	FCC 15.407 Max Output Power & PSD - WLAN5Gx a mode U-NII-3
Add. Information	

EUT Common Settings WLAN5Gx	
Number of Antenna Ports	1
User Interaction	No
Device Class UNII_1	Client

Test Parameter	
Technology to test	WLAN5Gx a mode
Antenna Port used	1
Temperature	nom
Voltage	nom
Frequency low to test	False | Freq [MHz] 5745
Frequency mid to test	True | Freq [MHz] 5785
Frequency high to test	False | Freq [MHz] 5825
Auto Control enabled Power Supply | Climatic Box	No | No
Additional Path Loss [dB]	1.4
Switched Path	EUT - SignalingUnit - SpectrumAnalyzer

Test Equipment
Signal analyzer,Rohde&Schwarz,FSV-40,1307.9002K40/101042,3.70
Switch matrix,CTCadvanced,SPM-4 NI DAQ,28016133,NI

Test at TX 5785 MHz

RESULT: Reference Power cond.					
Test Description	Lower Limit	Upper Limit	Measured	Unit	Verdict
Ref. Power 1MHz/1MHz cond.	---	---	3.61	dBm	INFO
Ref. Frequency	---	---	5787.800	MHz	INFO

Evaluation max. Duty Cycle

Duty Cycle evaluation					
Test Description	Lower Limit	Upper Limit	Measured	Unit	Verdict
No enough Bursts detected, Duty Cycle Burst Ratio set to 1					
Duty Cycle (Burst Ratio) max	---	---	1	---	INFO
Duty Cycle max	---	---	0	dB	INFO
Duty Cycle (Burst Ratio) min	---	---	1	---	INFO
Duty Cycle min	---	---	0	dB	INFO

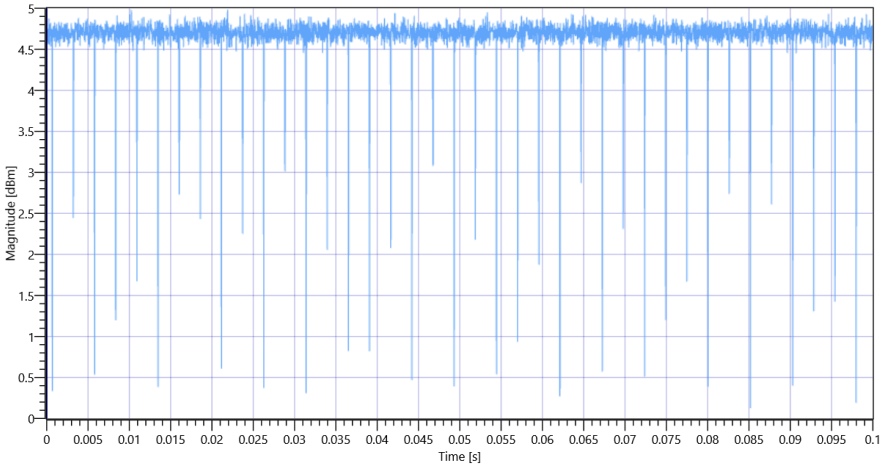

FCC 15.247 # Max output power and psd ~ WLAN5Gx a mode U-NII-3 5785 MHz - DutyCycle

Evaluation Bandwidth

RESULT					
Test Description	Lower Limit	Upper Limit	Measured	Unit	Verdict
Bandwidth 26dB	---	---	20.24	MHz	INFO
T1 26dB	---	---	5774.8000	MHz	INFO
T2 26dB	---	---	5795.0400	MHz	INFO

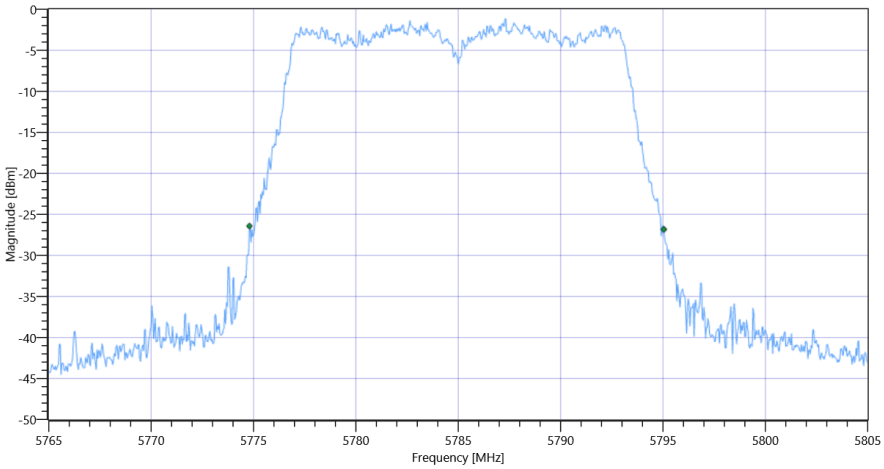

FCC 15.247 # Max output power and psd ~ WLAN5Gx a mode U-NII-3_BW

Maximum Output Power

READ SA SETTINGS:	
RefLevel [dBm] | RefLevelOffset [dB] | InpAtt [dB]	15.61 | 18.76 | 15
Start [MHz] | Stop [MHz]	5765.000 | 5805.000
RBW [MHz] | VBW [MHz]	1.000000 | 3.000000
Detector | TraceMode	RMS | MAXH
Sweep: Time [ms] | Count | Points per Section | Type	53700 | 1 | 161 | SWE

RESULT					
Test Description	Lower Limit	Upper Limit	Measured	Unit	Verdict
Max Output Power	---	---	6.93	dBm	INFO
Duty Cycle Correction	---	---	0	dB	INFO
Limit absolute					
Max Output Power DC corrected	---	30	6.93	dBm	PASS
Limit by: 11 dBm + 10 log Bandwidth					
Max Output Power DC corrected	---	24.06	6.93	dBm	not applicable

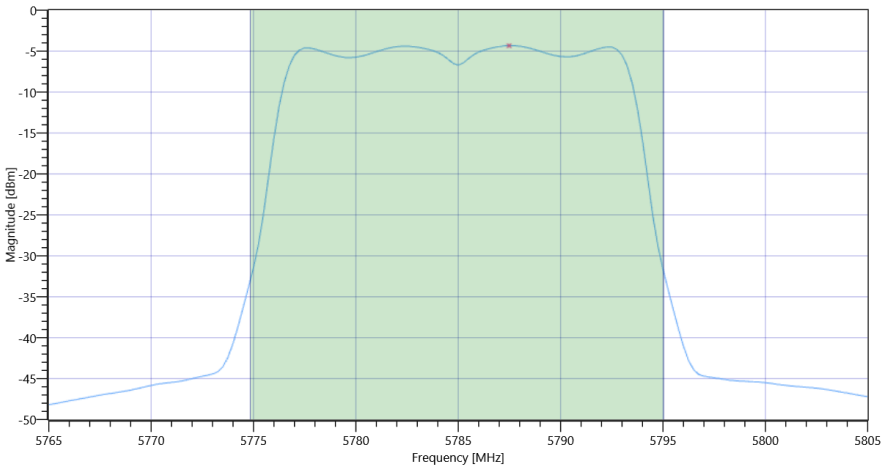

FCC 15.247 # Max output power and psd ~ WLAN5Gx a mode U-NII-3 Max OP and PSD

Power Spectral Density U-NII-3

READ SA SETTINGS:	
RefLevel [dBm] | RefLevelOffset [dB] | InpAtt [dB]	15.61 | 18.76 | 15
Start [MHz] | Stop [MHz]	5765.000 | 5805.000
RBW [MHz] | VBW [MHz]	0.500000 | 3.000000
Detector | TraceMode	RMS | MAXH
Sweep: Time [ms] | Count | Points per Section | Type	53700 | 1 | 161 | SWE

RESULT					
Test Description	Lower Limit	Upper Limit	Measured	Unit	Verdict
Power Spectral Density	---	---	-7.28	dBm/0.5MHz	INFO
Duty Cycle Correction	---	---	0	dB	INFO
Power Spectral Density DC corrected	---	30	-7.28	dBm/0.5MHz	PASS

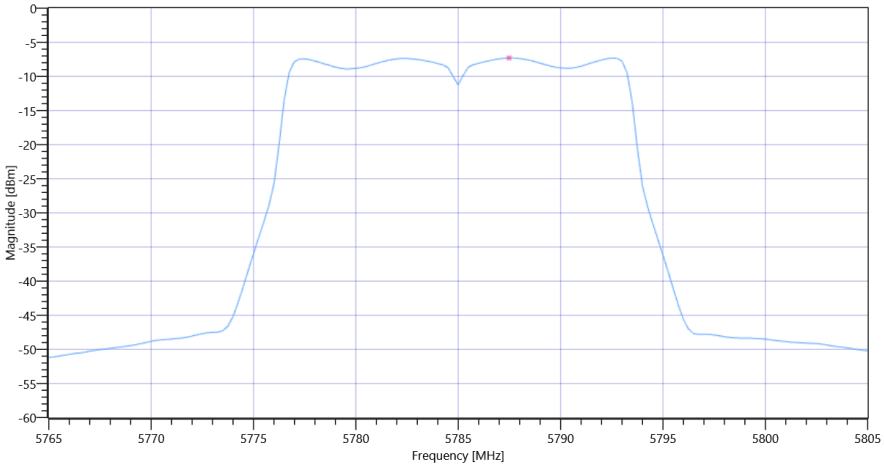

FCC 15.247 # Max output power and psd ~ WLAN5Gx a mode U-NII-3 PSD UNII-3

General verdict	PASS

ISED RSS247 # Max output power and psd ~ WLAN5Gx a mode U-NII-3

Test References	
TC Start	04.08.2022 09:54:56
Ambit Temp [°C] | Humidity [rel%]	27.2 | 46
System Version	3.3.0.1
Test Specification	ISED RSS247 -
Test Method	
TC Version	0.0.1
My Description	ISED Max Output Power & PSD - WLAN5Gx a mode U-NII-3
Add. Information	

EUT Common Settings WLAN5Gx	
Number of Antenna Ports	1
User Interaction	No
Device Class UNII_1	Client

Test Parameter	
Technology to test	WLAN5Gx a mode
Antenna Port used	1
Temperature	nom
Voltage	nom
Frequency low to test	False | Freq [MHz] 5745
Frequency mid to test	True | Freq [MHz] 5785
Frequency high to test	False | Freq [MHz] 5825
Auto Control enabled Power Supply | Climatic Box	No | No
Additional Path Loss [dB]	1.4
Switched Path	EUT - SignalingUnit - SpectrumAnalyzer

Test Equipment
Signal analyzer,Rohde&Schwarz,FSV-40,1307.9002K40/101042,3.70
Switch matrix,CTCadvanced,SPM-4 NI DAQ,28016133,NI

Test at TX 5785 MHz

RESULT: Reference Power cond.					
Test Description	Lower Limit	Upper Limit	Measured	Unit	Verdict
Ref. Power 1MHz/1MHz cond.	---	---	3.39	dBm	INFO
Ref. Frequency	---	---	5788.600	MHz	INFO

Evaluation max. Duty Cycle

Duty Cycle evaluation					
Test Description	Lower Limit	Upper Limit	Measured	Unit	Verdict
No enough Bursts detected, Duty Cycle Burst Ratio set to 1					
Duty Cycle (Burst Ratio) max	---	---	1	---	INFO
Duty Cycle max	---	---	0	dB	INFO
Duty Cycle (Burst Ratio) min	---	---	1	---	INFO
Duty Cycle min	---	---	0	dB	INFO

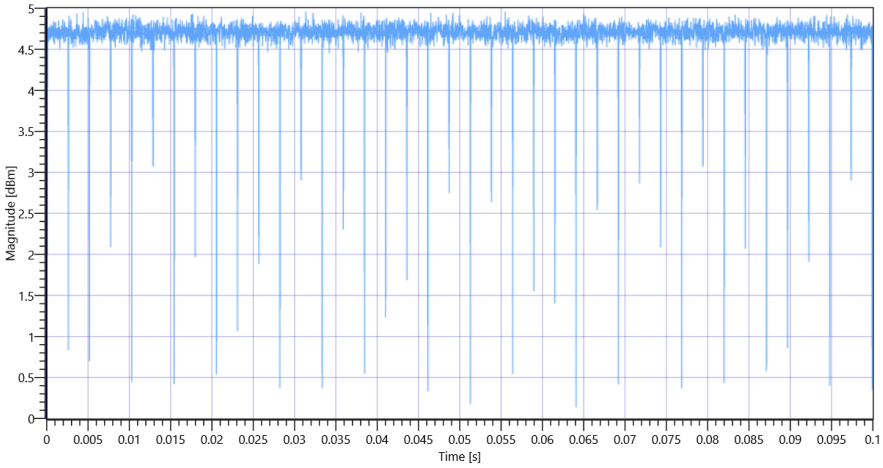

ISED RSS247 # Max output power and psd ~ WLAN5Gx a mode U-NII-3 5785 MHz - DutyCycle

Evaluation Bandwidth

RESULT					
Test Description	Lower Limit	Upper Limit	Measured	Unit	Verdict
Bandwidth 99%	---	---	16.823	MHz	INFO
T1 99%	---	---	5776.6084	MHz	INFO
T2 99%	---	---	5793.4316	MHz	INFO

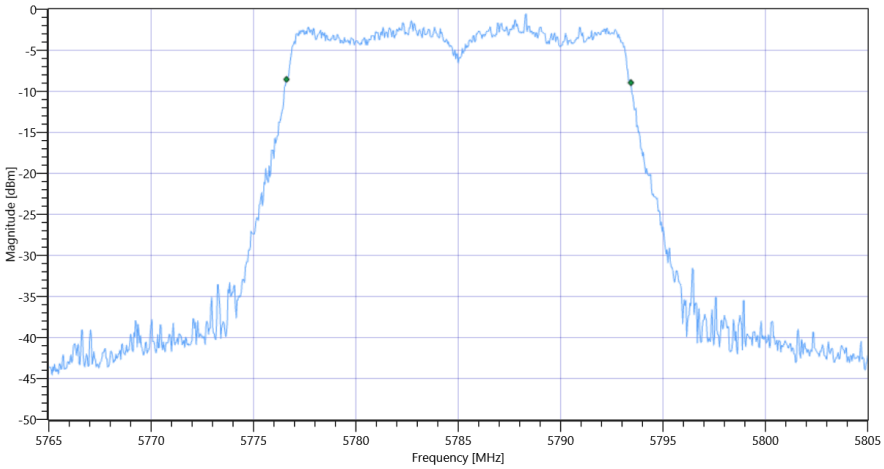

ISED RSS247 # Max output power and psd ~ WLAN5Gx a mode U-NII-3_BW

Maximum Output Power

READ SA SETTINGS:	
RefLevel [dBm] | RefLevelOffset [dB] | InpAtt [dB]	15.39 | 18.76 | 15
Start [MHz] | Stop [MHz]	5765.000 | 5805.000
RBW [MHz] | VBW [MHz]	1.000000 | 3.000000
Detector | TraceMode	RMS | MAXH
Sweep: Time [ms] | Count | Points per Section | Type	53700 | 1 | 161 | SWE

RESULT					
Test Description	Lower Limit	Upper Limit	Measured	Unit	Verdict
Max Output Power	---	---	6.85	dBm	INFO
Duty Cycle Correction	---	---	0	dB	INFO
Limit absolute					
Max Output Power DC corrected	---	30	6.85	dBm	PASS
Limit by: 11 dBm + 10 log Bandwidth					
Max Output Power DC corrected	---	23.26	6.85	dBm	not applicable

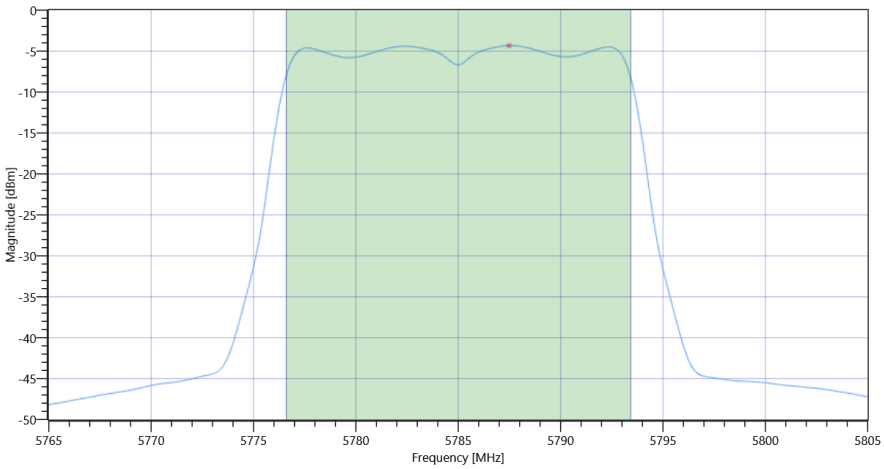

ISED RSS247 # Max output power and psd ~ WLAN5Gx a mode U-NII-3 Max OP and PSD

Power Spectral Density U-NII-3

READ SA SETTINGS:	
RefLevel [dBm] | RefLevelOffset [dB] | InpAtt [dB]	15.39 | 18.76 | 15
Start [MHz] | Stop [MHz]	5765.000 | 5805.000
RBW [MHz] | VBW [MHz]	0.500000 | 3.000000
Detector | TraceMode	RMS | MAXH
Sweep: Time [ms] | Count | Points per Section | Type	53700 | 1 | 161 | SWE

RESULT					
Test Description	Lower Limit	Upper Limit	Measured	Unit	Verdict
Power Spectral Density	---	---	-7.28	dBm/0.5MHz	INFO
Duty Cycle Correction	---	---	0	dB	INFO
Power Spectral Density DC corrected	---	30	-7.28	dBm/0.5MHz	PASS

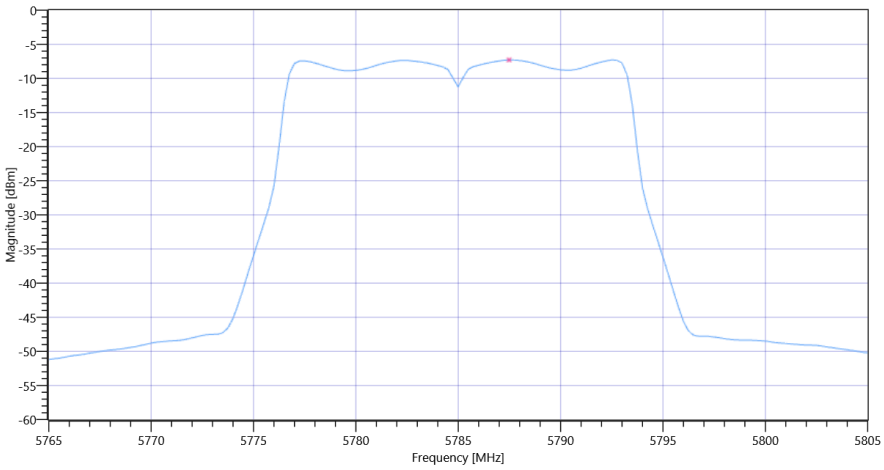

ISED RSS247 # Max output power and psd ~ WLAN5Gx a mode U-NII-3 PSD UNII-3

General verdict	PASS

FCC 15.407, ISED RSS247 # Bandwidths 99PCT and 26dB ~ WLAN5Gx a mode U-NII-3

Test References	
TC Start	04.08.2022 09:57:41
Ambit Temp [°C] | Humidity [rel%]	27.3 | 46
System Version	3.3.0.1
Test Specification	FCC 15.407, ISED RSS247 -
Test Method	26dB Bandwidth KDB789033 D02, C.1 / ISED RSS-GEN
TC Version	0.0.1
My Description	FCC 15.407 Bandwidths - WLAN5Gx a mode U-NII-3
Add. Information	

EUT Common Settings WLAN5Gx	
Number of Antenna Ports	1
User Interaction	No
Device Class UNII_1	Client

Test Parameter	
Technology to test	WLAN5Gx a mode
Antenna Port used	1
Temperature	nom
Voltage	nom
Frequency low to test	False | Freq [MHz] 5745
Frequency mid to test	True | Freq [MHz] 5785
Frequency high to test	False | Freq [MHz] 5825
Auto Control enabled Power Supply | Climatic Box	No | No
Additional Path Loss [dB]	1.4
Switched Path	EUT - SignalingUnit - SpectrumAnalyzer

Test Equipment
Signal analyzer,Rohde&Schwarz,FSV-40,1307.9002K40/101042,3.70
Switch matrix,CTCadvanced,SPM-4 NI DAQ,28016133,NI

Test at TX 5785 MHz

RESULT: Reference Power cond.					
Test Description	Lower Limit	Upper Limit	Measured	Unit	Verdict
Ref. Power 1MHz/1MHz cond.	---	---	3.19	dBm	INFO
Ref. Frequency	---	---	5787.600	MHz	INFO

READ SA SETTINGS:	
RefLevel [dBm] | RefLevelOffset [dB] | InpAtt [dB]	11.19 | 18.76 | 10
Start [MHz] | Stop [MHz]	5760.000 | 5810.000
RBW [MHz] | VBW [MHz]	0.300000 | 1.000000
Detector | TraceMode	POS | MAXH
Sweep: Time [ms] | Count | Points per Section | Type	1 | 2500 | 1001 | SWE

RESULT					
Test Description	Lower Limit	Upper Limit	Measured	Unit	Verdict
Bandwidth 99%	---	---	16.833	MHz	INFO
T1 99%	5725.000000	---	5776.6084	MHz	PASS
T2 99%	---	5850.000000	5793.4416	MHz	PASS

Plot: Bandwidth only

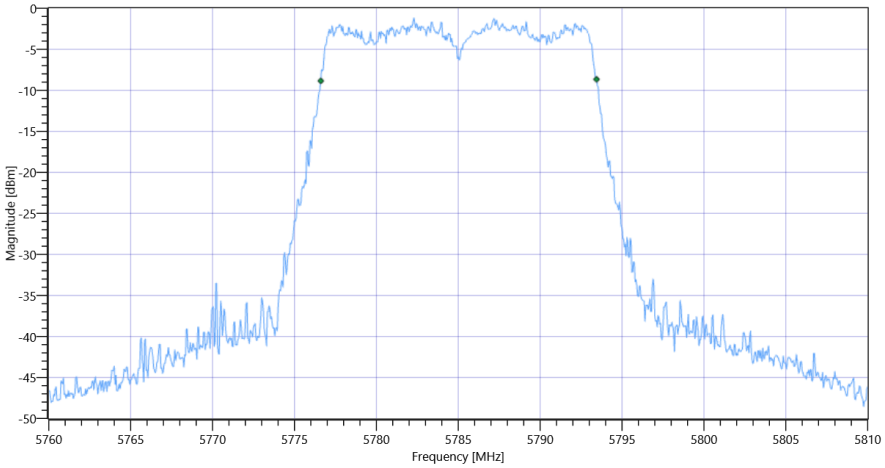

FCC 15.407, ISED RSS247 # Bandwidths 99PCT and 26dB ~ WLAN5Gx a mode U-NII-3 99PCT

Plot: Bandwidth within Band

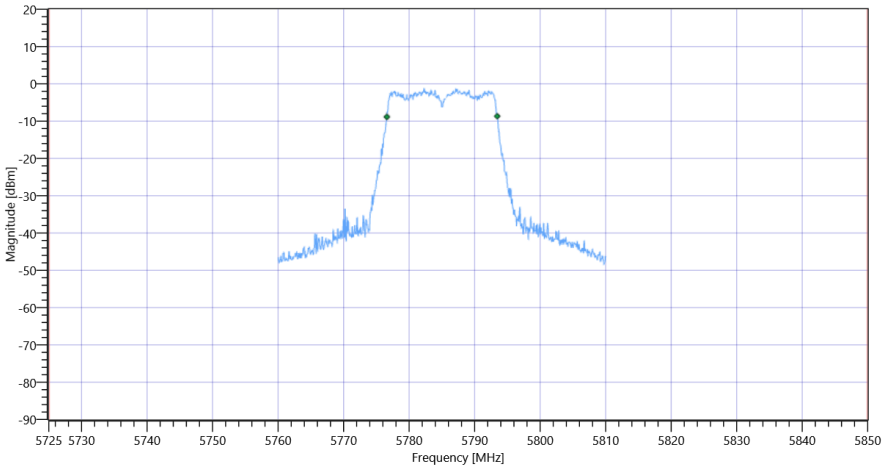

FCC 15.407, ISED RSS247 # Bandwidths 99PCT and 26dB ~ WLAN5Gx a mode U-NII-3

RESULT					
Test Description	Lower Limit	Upper Limit	Measured	Unit	Verdict
Bandwidth 26dB	---	---	20.05	MHz	INFO
T1 26dB	5725.000000	---	5774.9500	MHz	PASS
T2 26dB	---	5850.000000	5795.0000	MHz	PASS

Plot: Bandwidth only

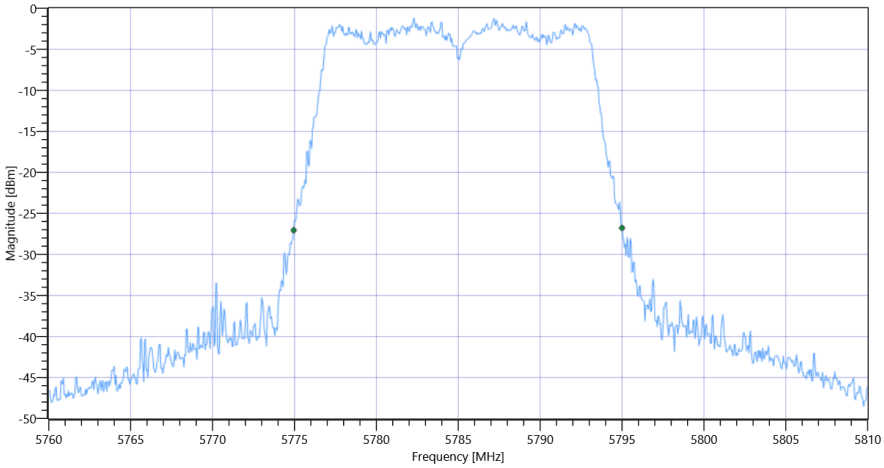

FCC 15.407, ISED RSS247 # Bandwidths 99PCT and 26dB ~ WLAN5Gx a mode U-NII-3 26dB

Plot: Bandwidth within Band

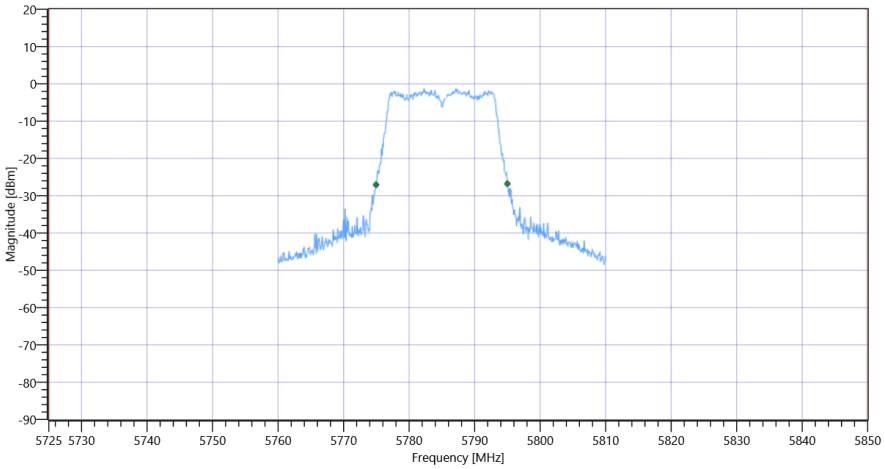

FCC 15.407, ISED RSS247 # Bandwidths 99PCT and 26dB ~ WLAN5Gx a mode U-NII-3

General verdict	PASS

FCC 15.407, ISED RSS247 # Minimum emission bandwidth ~ WLAN5Gx a mode U-NII-3

Test References	
TC Start	04.08.2022 09:58:32
Ambit Temp [°C] | Humidity [rel%]	27.3 | 46
System Version	3.3.0.1
Test Specification	FCC 15.407, ISED RSS247 -
Test Method	KDB789033 D02, C.2.
TC Version	0.0.1
My Description	FCC 15.407 Min Emission Bandwidth - WLAN5Gx a mode U-NII-3
Add. Information	

EUT Common Settings WLAN5Gx	
Number of Antenna Ports	1
User Interaction	No
Device Class UNII_1	Client

Test Parameter	
Technology to test	WLAN5Gx a mode
Antenna Port used	1
Temperature	nom
Voltage	nom
Frequency low to test	False | Freq [MHz] 5745
Frequency mid to test	True | Freq [MHz] 5785
Frequency high to test	False | Freq [MHz] 5825
Auto Control enabled Power Supply | Climatic Box	No | No
Additional Path Loss [dB]	1.4
Switched Path	EUT - SignalingUnit - SpectrumAnalyzer

Test Equipment
Signal analyzer,Rohde&Schwarz,FSV-40,1307.9002K40/101042,3.70
Switch matrix,CTCadvanced,SPM-4 NI DAQ,28016133,NI

Test at TX 5785 MHz

RESULT: Reference Power cond.					
Test Description	Lower Limit	Upper Limit	Measured	Unit	Verdict
Ref. Power 1MHz/1MHz cond.	---	---	3.55	dBm	INFO
Ref. Frequency	---	---	5786.600	MHz	INFO

READ SA SETTINGS:	
RefLevel [dBm] | RefLevelOffset [dB] | InpAtt [dB]	15.55 | 18.76 | 15
Start [MHz] | Stop [MHz]	5760.000 | 5810.000
RBW [MHz] | VBW [MHz]	0.100000 | 0.300000
Detector | TraceMode	POS | MAXH
Sweep: Time [ms] | Count | Points per Section | Type	2 | 1500 | 1001 | SWE

RESULT					
Test Description	Lower Limit	Upper Limit	Measured	Unit	Verdict
Bandwidth (6dB)	0.500	---	16.35	MHz	PASS

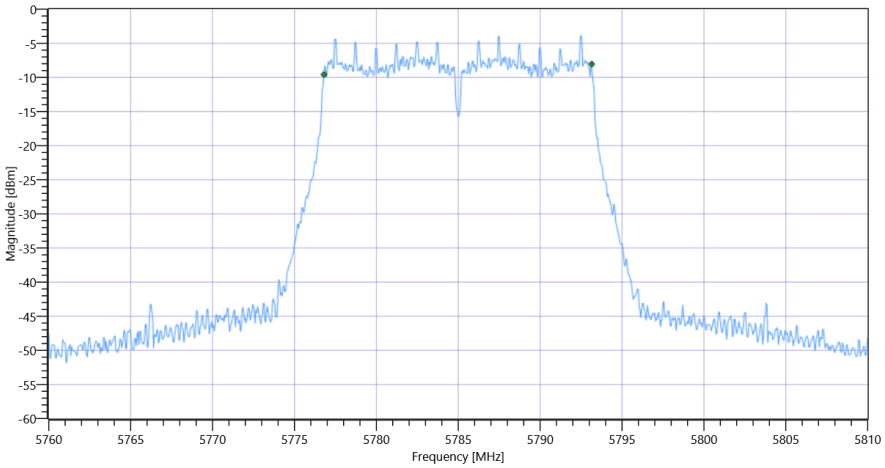

FCC 15.407, ISED RSS247 # Minimum emission bandwidth ~ WLAN5Gx a mode U-NII-3

General verdict	PASS

Message with SA scan ~

Test References	
TC Start	04.08.2022 09:59:23
Ambit Temp [°C] | Humidity [rel%]	27.3 | 46
System Version	3.3.0.1
Test Specification	-
Test Method	
TC Version	0.0.1
My Description	Message with SA Scan a_mode_U_NII_3
Add. Information	

Test Parameter	
Switched Path	EUT - SignalingUnit - SpectrumAnalyzer
Message start	04.08.2022 09:59:24
Message	set WLAN5Gx to a_mode_U_NII_3, Frequency [MHz] 5825

Test Equipment
Signal analyzer,Rohde&Schwarz,FSV-40,1307.9002K40/101042,3.70
Switch matrix,CTCadvanced,SPM-4 NI DAQ,28016133,NI

General verdict	INFO

Common 5Gx 6Gx # Peak output power 3MHz/3MHz ~ WLAN5Gx a mode U-NII-3

Test References	
TC Start	04.08.2022 10:00:16
Ambit Temp [°C] | Humidity [rel%]	27.3 | 46
System Version	3.3.0.1
Test Specification	Common 5Gx 6Gx - none
Test Method	
TC Version	0.0.1
My Description	Peak OP 3MHz/3MHz - WLAN5Gx a mode U-NII-3
Add. Information	

EUT Common Settings WLAN5Gx	
Number of Antenna Ports	1
User Interaction	No
Device Class UNII_1	Client

Test Parameter	
Technology to test	WLAN5Gx a mode
Antenna Port used	1
Temperature	nom
Voltage	nom
Frequency low to test	False | Freq [MHz] 5745
Frequency mid to test	False | Freq [MHz] 5785
Frequency high to test	True | Freq [MHz] 5825
Auto Control enabled Power Supply | Climatic Box	No | No
Additional Path Loss [dB]	1.4
Switched Path	EUT - SignalingUnit - SpectrumAnalyzer

Test Equipment
Signal analyzer,Rohde&Schwarz,FSV-40,1307.9002K40/101042,3.70
Switch matrix,CTCadvanced,SPM-4 NI DAQ,28016133,NI

Test at TX 5825 MHz

RESULT: Reference Power cond.					
Test Description	Lower Limit	Upper Limit	Measured	Unit	Verdict
Ref. Power 1MHz/1MHz cond.	---	---	2.73	dBm	INFO
Ref. Frequency	---	---	5821.800	MHz	INFO

READ SA SETTINGS:	
RefLevel [dBm] | RefLevelOffset [dB] | InpAtt [dB]	14.73 | 18.74 | 15
Start [MHz] | Stop [MHz]	5800.000 | 5850.000
RBW [MHz] | VBW [MHz]	3.000000 | 3.000000
Detector | TraceMode	POS | MAXH
Sweep: Time [ms] | Count | Points per Section | Type	300 | 20 | 1001 | SWE

RESULT					
Test Description	Lower Limit	Upper Limit	Measured	Unit	Verdict
Peak Power	---	---	10.23	dBm	INFO
Peak Power	---	---	10.543869	mW	INFO
Frequency at Peak	---	---	5822.253	MHz	INFO

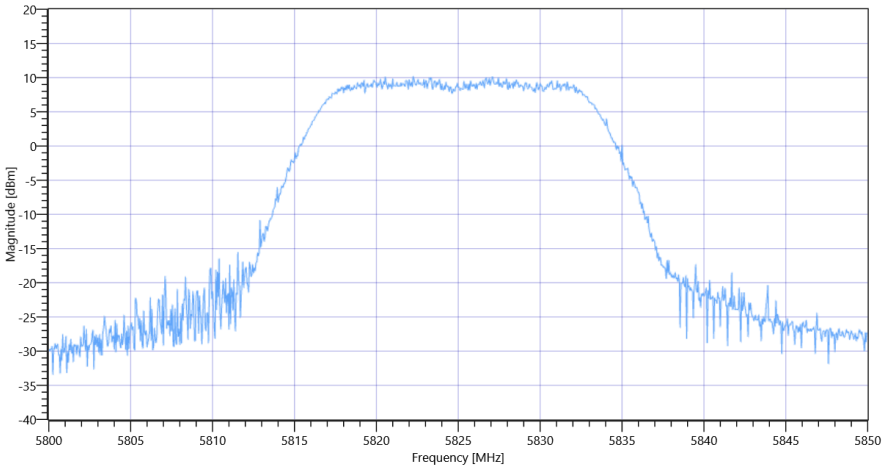

Common 5Gx 6Gx # Peak output power 3MHz-3MHz ~ WLAN5Gx a mode U-NII-3

General verdict	PASS

FCC 15.247 # Max output power and psd ~ WLAN5Gx a mode U-NII-3

Test References	
TC Start	04.08.2022 10:00:47
Ambit Temp [°C] | Humidity [rel%]	27.3 | 46
System Version	3.3.0.1
Test Specification	FCC 15.247 -
Test Method	KDB789033 D02, F., E.2.e.
TC Version	0.0.1
My Description	FCC 15.407 Max Output Power & PSD - WLAN5Gx a mode U-NII-3
Add. Information	

EUT Common Settings WLAN5Gx	
Number of Antenna Ports	1
User Interaction	No
Device Class UNII_1	Client

Test Parameter	
Technology to test	WLAN5Gx a mode
Antenna Port used	1
Temperature	nom
Voltage	nom
Frequency low to test	False | Freq [MHz] 5745
Frequency mid to test	False | Freq [MHz] 5785
Frequency high to test	True | Freq [MHz] 5825
Auto Control enabled Power Supply | Climatic Box	No | No
Additional Path Loss [dB]	1.4
Switched Path	EUT - SignalingUnit - SpectrumAnalyzer

Test Equipment
Signal analyzer,Rohde&Schwarz,FSV-40,1307.9002K40/101042,3.70
Switch matrix,CTCadvanced,SPM-4 NI DAQ,28016133,NI

Test at TX 5825 MHz

RESULT: Reference Power cond.					
Test Description	Lower Limit	Upper Limit	Measured	Unit	Verdict
Ref. Power 1MHz/1MHz cond.	---	---	3.00	dBm	INFO
Ref. Frequency	---	---	5827.000	MHz	INFO

Evaluation max. Duty Cycle

Duty Cycle evaluation					
Test Description	Lower Limit	Upper Limit	Measured	Unit	Verdict
No enough Bursts detected, Duty Cycle Burst Ratio set to 1					
Duty Cycle (Burst Ratio) max	---	---	1	---	INFO
Duty Cycle max	---	---	0	dB	INFO
Duty Cycle (Burst Ratio) min	---	---	1	---	INFO
Duty Cycle min	---	---	0	dB	INFO

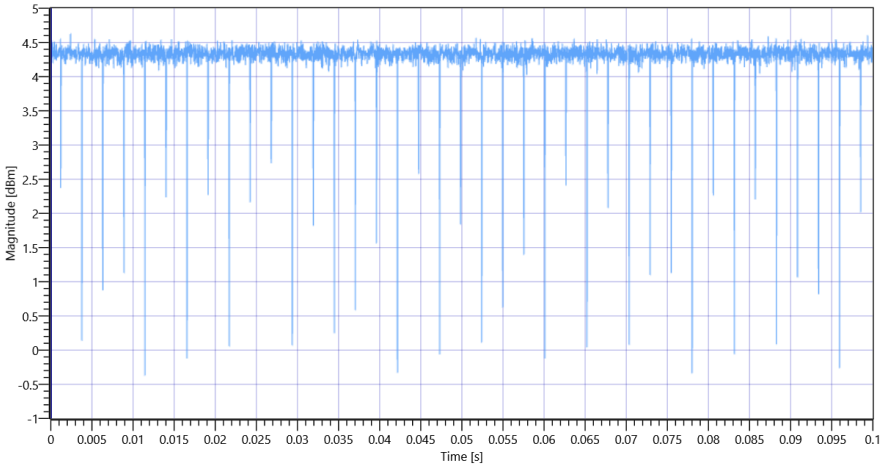

FCC 15.247 # Max output power and psd ~ WLAN5Gx a mode U-NII-3 5825 MHz - DutyCycle

Evaluation Bandwidth

RESULT					
Test Description	Lower Limit	Upper Limit	Measured	Unit	Verdict
Bandwidth 26dB	---	---	19.84	MHz	INFO
T1 26dB	---	---	5815.0400	MHz	INFO
T2 26dB	---	---	5834.8800	MHz	INFO

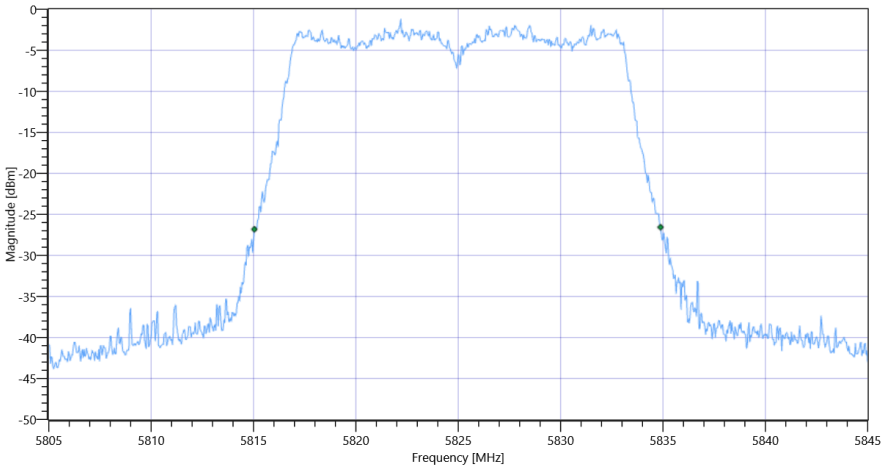

FCC 15.247 # Max output power and psd ~ WLAN5Gx a mode U-NII-3_BW

Maximum Output Power

READ SA SETTINGS:	
RefLevel [dBm] | RefLevelOffset [dB] | InpAtt [dB]	15.00 | 18.74 | 15
Start [MHz] | Stop [MHz]	5805.000 | 5845.000
RBW [MHz] | VBW [MHz]	1.000000 | 3.000000
Detector | TraceMode	RMS | MAXH
Sweep: Time [ms] | Count | Points per Section | Type	53700 | 1 | 161 | SWE

RESULT					
Test Description	Lower Limit	Upper Limit	Measured	Unit	Verdict
Max Output Power	---	---	6.53	dBm	INFO
Duty Cycle Correction	---	---	0	dB	INFO
Limit absolute					
Max Output Power DC corrected	---	30	6.53	dBm	PASS
Limit by: 11 dBm + 10 log Bandwidth					
Max Output Power DC corrected	---	23.98	6.53	dBm	not applicable

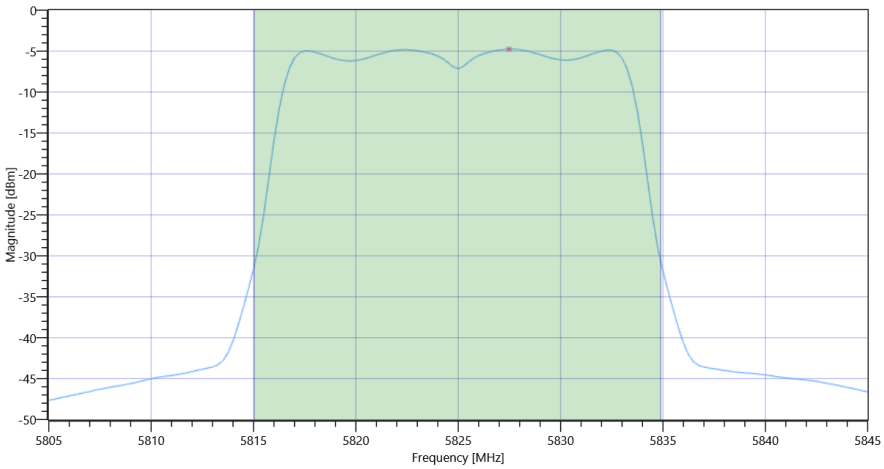

FCC 15.247 # Max output power and psd ~ WLAN5Gx a mode U-NII-3 Max OP and PSD

Power Spectral Density U-NII-3

READ SA SETTINGS:	
RefLevel [dBm] | RefLevelOffset [dB] | InpAtt [dB]	15.00 | 18.74 | 15
Start [MHz] | Stop [MHz]	5805.000 | 5845.000
RBW [MHz] | VBW [MHz]	0.500000 | 3.000000
Detector | TraceMode	RMS | MAXH
Sweep: Time [ms] | Count | Points per Section | Type	53700 | 1 | 161 | SWE

RESULT					
Test Description	Lower Limit	Upper Limit	Measured	Unit	Verdict
Power Spectral Density	---	---	-7.68	dBm/0.5MHz	INFO
Duty Cycle Correction	---	---	0	dB	INFO
Power Spectral Density DC corrected	---	30	-7.68	dBm/0.5MHz	PASS

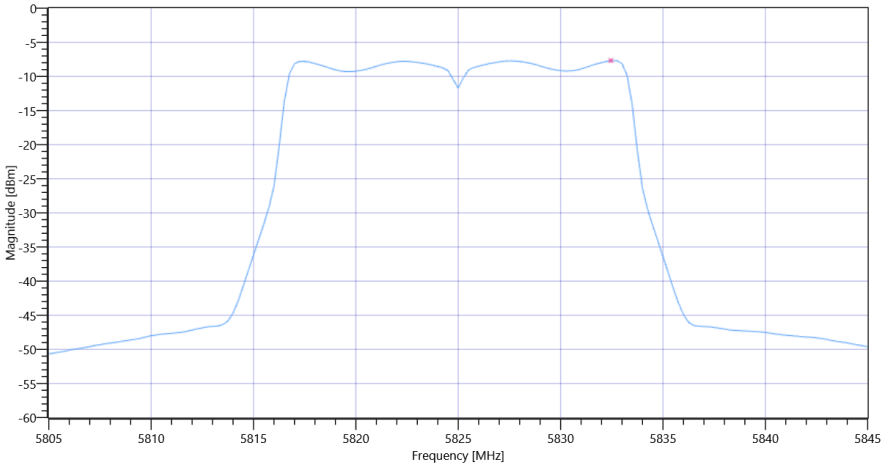

FCC 15.247 # Max output power and psd ~ WLAN5Gx a mode U-NII-3 PSD UNII-3

General verdict	PASS

ISED RSS247 # Max output power and psd ~ WLAN5Gx a mode U-NII-3

Test References	
TC Start	04.08.2022 10:03:31
Ambit Temp [°C] | Humidity [rel%]	27.4 | 46
System Version	3.3.0.1
Test Specification	ISED RSS247 -
Test Method	
TC Version	0.0.1
My Description	ISED Max Output Power & PSD - WLAN5Gx a mode U-NII-3
Add. Information	

EUT Common Settings WLAN5Gx	
Number of Antenna Ports	1
User Interaction	No
Device Class UNII_1	Client

Test Parameter	
Technology to test	WLAN5Gx a mode
Antenna Port used	1
Temperature	nom
Voltage	nom
Frequency low to test	False | Freq [MHz] 5745
Frequency mid to test	False | Freq [MHz] 5785
Frequency high to test	True | Freq [MHz] 5825
Auto Control enabled Power Supply | Climatic Box	No | No
Additional Path Loss [dB]	1.4
Switched Path	EUT - SignalingUnit - SpectrumAnalyzer

Test Equipment
Signal analyzer,Rohde&Schwarz,FSV-40,1307.9002K40/101042,3.70
Switch matrix,CTCadvanced,SPM-4 NI DAQ,28016133,NI

Test at TX 5825 MHz

RESULT: Reference Power cond.					
Test Description	Lower Limit	Upper Limit	Measured	Unit	Verdict
Ref. Power 1MHz/1MHz cond.	---	---	2.86	dBm	INFO
Ref. Frequency	---	---	5822.600	MHz	INFO

Evaluation max. Duty Cycle

Duty Cycle evaluation					
Test Description	Lower Limit	Upper Limit	Measured	Unit	Verdict
No enough Bursts detected, Duty Cycle Burst Ratio set to 1					
Duty Cycle (Burst Ratio) max	---	---	1	---	INFO
Duty Cycle max	---	---	0	dB	INFO
Duty Cycle (Burst Ratio) min	---	---	1	---	INFO
Duty Cycle min	---	---	0	dB	INFO

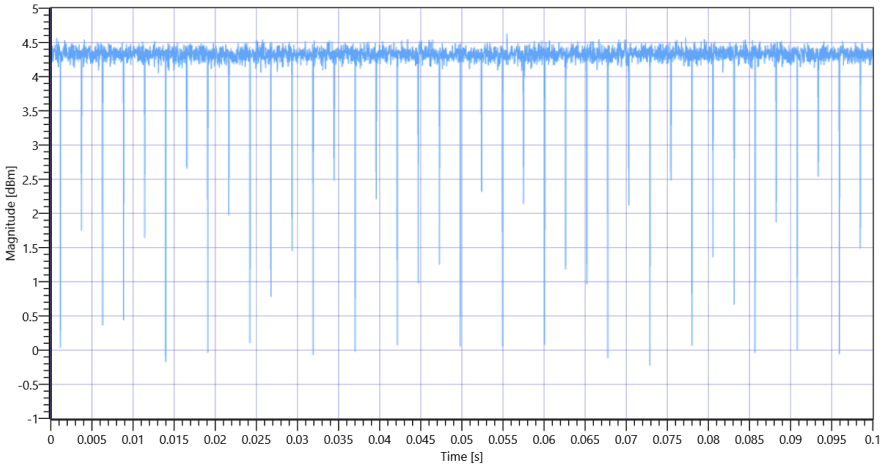

ISED RSS247 # Max output power and psd ~ WLAN5Gx a mode U-NII-3 5825 MHz - DutyCycle

Evaluation Bandwidth

RESULT					
Test Description	Lower Limit	Upper Limit	Measured	Unit	Verdict
Bandwidth 99%	---	---	16.783	MHz	INFO
T1 99%	---	---	5816.6084	MHz	INFO
T2 99%	---	---	5833.3916	MHz	INFO