LOW CHANNEL DATA

TRACE MARKERS

Marker	Frequency (GHz)	Meter Reading (dBuV)	Det	AF T119 (dB/m)	Amp/Cbl/ Fltr/Pad (dB)	DC Corr (dB)	Corrected Reading (dBuV/m)	Avg Limit (dBuV/m)	Margin (dB)	Peak Limit (dBuV/m)	PK Margin (dB)	UNII Non-Restricted (dBuV/m)	PK Margin (dB)	Azimuth (Degs)	Height (cm)	Polarity
1	* 1.056	37.04	PK	27.3	-33.1	0	31.24	-	-	74	-42.76	-	-	0-360	100	V
2	* 1.095	38.85	PK	27.3	-33	0	33.15	-	-	74	-40.85	-	-	0-360	100	V
3	* 1.599	39.09	PK	28	-32.7	0	34.39	-	-	74	-39.61	-	-	0-360	100	V
4	* 2.335	34.57	PK	31.8	-32	0	34.37	-	-	74	-39.63	-	-	0-360	100	V
5	* 3.667	36.12	PK	32.9	-29.7	0	39.32	-	-	74	-34.68	-	-	0-360	200	V
6	* 11.998	27.64	PK	39.1	-23.4	0	43.34	-	-	74	-30.66	-	-	0-360	100	H
7	16.496	29.63	PK	40.9	-24.4	0	46.13	-	-	-	-	68.2	-22.07	0-360	100	V

* - indicates frequency in CFR15.205/IC7.2.2 Restricted Band

PK - Peak detector

RADIATED EMISSIONS

Frequency (GHz)	Meter Reading (dBuV)	Det	AF T119 (dB/m)	Amp/Cbl/Fl tr/Pad (dB)	DC Corr (dB)	Corrected Reading (dBuV/m)	Avg Limit (dBuV/m)	Margin (dB)	Peak Limit (dBuV/m)	PK Margin (dB)	UNII Non-Restricted (dBuV/m)	PK Margin (dB)	Azimuth (Degs)	Height (cm)	Polarity
* 1.056	44.39	PK1	27.3	-33.1	0	38.59	-	-	74	-35.41	-	-	327	297	V
* 1.056	36.77	AD1	27.3	-33.1	.6	31.57	54	-22.43	-	-	-	-	327	297	V
* 1.094	45.1	PK1	27.3	-33	0	39.4	-	-	74	-34.6	-	-	331	331	V
* 1.094	38.73	AD1	27.3	-33	.6	33.63	54	-20.37	-	-	-	-	331	331	V
* 1.599	54.18	PK1	28	-32.7	0	49.48	-	-	74	-24.52	-	-	280	110	V
* 1.599	31.69	AD1	28	-32.7	.6	27.59	54	-26.41	-	-	-	-	280	110	V
* 2.335	43.34	PK1	31.8	-32	0	43.14	-	-	74	-30.86	-	-	356	101	V
* 2.335	33.84	AD1	31.8	-32	.6	34.24	54	-19.76	-	-	-	-	356	101	V
* 3.667	42.39	PK1	32.9	-29.7	0	45.59	-	-	74	-28.41	-	-	10	252	V
* 3.667	33.66	AD1	32.9	-29.7	.6	37.46	54	-16.54	-	-	-	-	10	252	V
* 11.999	36.22	PK1	39.1	-23.4	0	51.92	-	-	74	-22.08	-	-	247	213	H
* 12	24.38	AD1	39.1	-23.4	.6	40.68	54	-13.32	-	-	-	-	247	213	H
16.497	43.47	PK1	40.9	-24.4	0	59.97	-	-	-	-	68.2	-8.23	114	346	V
16.497	29.63	AD1	40.9	-24.4	.6	46.73	-	-	-	-	-	-	114	346	V

* - indicates frequency in CFR15.205/IC7.2.2 Restricted Band

PK1 - KDB789033 Method: Peak

AD1 - KDB789033 Method: AD Primary Power Average

This report shall not be reproduced except in full, without the written approval of UL Verification Services Inc. .

MID CHANNEL HORIZONTAL

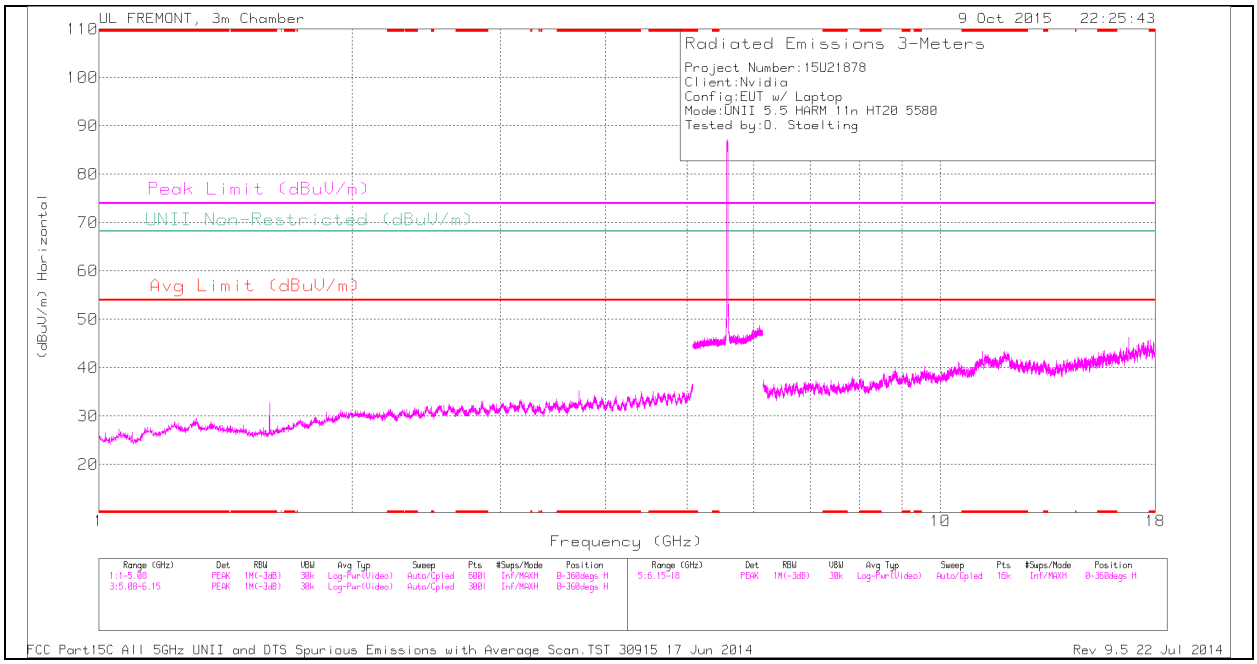

Note: Emission was scanned up to 40GHz; No emissions were detected above the noise floor which was at least 20dB below the specification limit.

This report shall not be reproduced except in full, without the written approval of UL Verification Services Inc. .

MID CHANNEL VERTICAL

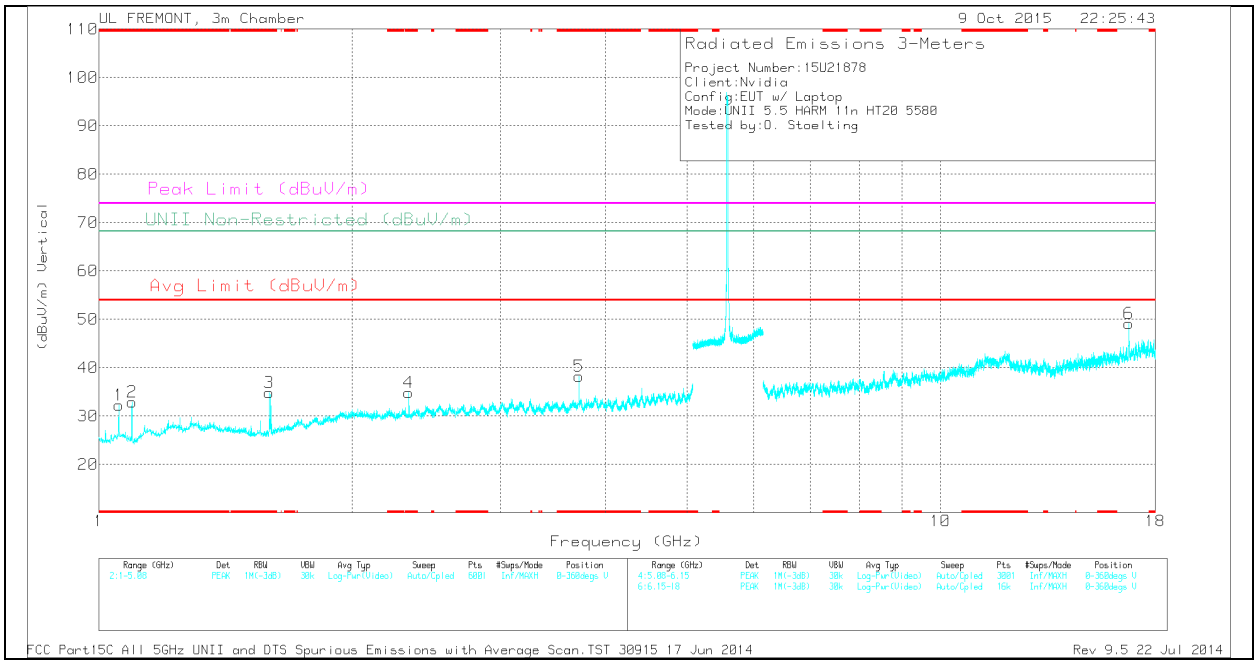

Note: Emission was scanned up to 40GHz; No emissions were detected above the noise floor which was at least 20dB below the specification limit.

This report shall not be reproduced except in full, without the written approval of UL Verification Services Inc. .

MID CHANNEL DATA

TRACE MARKERS

Marker	Frequency (GHz)	Meter Reading (dBuV)	Det	AF T119 (dB/m)	Amp/Cbl/ Fltr/Pad (dB)	DC Corr (dB)	Corrected Reading (dBuV/m)	Avg Limit (dBuV/m)	Margin (dB)	Peak Limit (dBuV/m)	PK Margin (dB)	UNII Non-Restricted (dBuV/m)	PK Margin (dB)	Azimuth (Degs)	Height (cm)	Polarity
1	* 1.056	38.03	PK	27.3	-33.1	0	32.23	-	-	74	-41.77	-	-	0-360	100	V
2	* 1.095	38.61	PK	27.3	-33	0	32.91	-	-	74	-41.09	-	-	0-360	100	V
3	* 1.594	39.68	PK	28	-32.8	0	34.88	-	-	74	-39.12	-	-	0-360	200	V
4	* 2.335	35.01	PK	31.8	-32	0	34.81	-	-	74	-39.19	-	-	0-360	100	V
5	* 3.72	35.49	PK	33	-30.2	0	38.29	-	-	74	-35.71	-	-	0-360	200	V
6	16.74	32.68	PK	41.2	-24.7	0	49.18	-	-	-	-	68.2	-19.02	0-360	100	V

* - indicates frequency in CFR15.205/IC7.2.2 Restricted Band

PK - Peak detector

RADIATED EMISSIONS

Frequency (GHz)	Meter Reading (dBuV)	Det	AF T119 (dB/m)	Amp/Cbl/Flt r/Pad (dB)	DC Corr (dB)	Corrected Reading (dBuV/m)	Avg Limit (dBuV/m)	Margin (dB)	Peak Limit (dBuV/m)	PK Margin (dB)	UNII Non-Restricted (dBuV/m)	PK Margin (dB)	Azimuth (Degs)	Height (cm)	Polarity
* 1.056	45.05	PK1	27.3	-33.1	0	39.25	-	-	74	-34.75	-	-	330	323	V
* 1.056	36.76	AD1	27.3	-33.1	.6	31.56	54	-22.46	-	-	-	-	330	323	V
* 1.095	44.98	PK1	27.3	-33	0	39.28	-	-	74	-34.72	-	-	332	260	V
* 1.094	38.68	AD1	27.3	-33	.6	33.58	54	-20.44	-	-	-	-	332	260	V
* 1.594	52.05	PK1	28	-32.7	0	47.35	-	-	74	-26.65	-	-	312	238	V
* 1.594	32.44	AD1	28	-32.8	.6	28.24	54	-25.78	-	-	-	-	312	238	V
* 2.335	42.98	PK1	31.8	-32	0	42.78	-	-	74	-31.22	-	-	358	337	V
* 2.335	34.05	AD1	31.8	-32	.6	34.45	54	-19.57	-	-	-	-	358	337	V
* 3.72	42.32	PK1	33	-30.2	0	45.12	-	-	74	-28.88	-	-	358	197	V
* 3.72	33.48	AD1	33	-30.2	.6	36.88	54	-17.14	-	-	-	-	358	197	V
16.738	46.48	PK1	41.2	-24.8	0	62.88	-	-	-	-	68.2	-5.32	114	353	V
16.74	32.91	AD1	41.2	-24.7	.6	50.01	-	-	-	-	-	-	114	353	V

* - indicates frequency in CFR15.205/IC7.2.2 Restricted Band

PK1 - KDB789033 Method: Peak

AD1 - KDB789033 Method: AD Primary Power Average

This report shall not be reproduced except in full, without the written approval of UL Verification Services Inc. .

HIGH CHANNEL HORIZONTAL

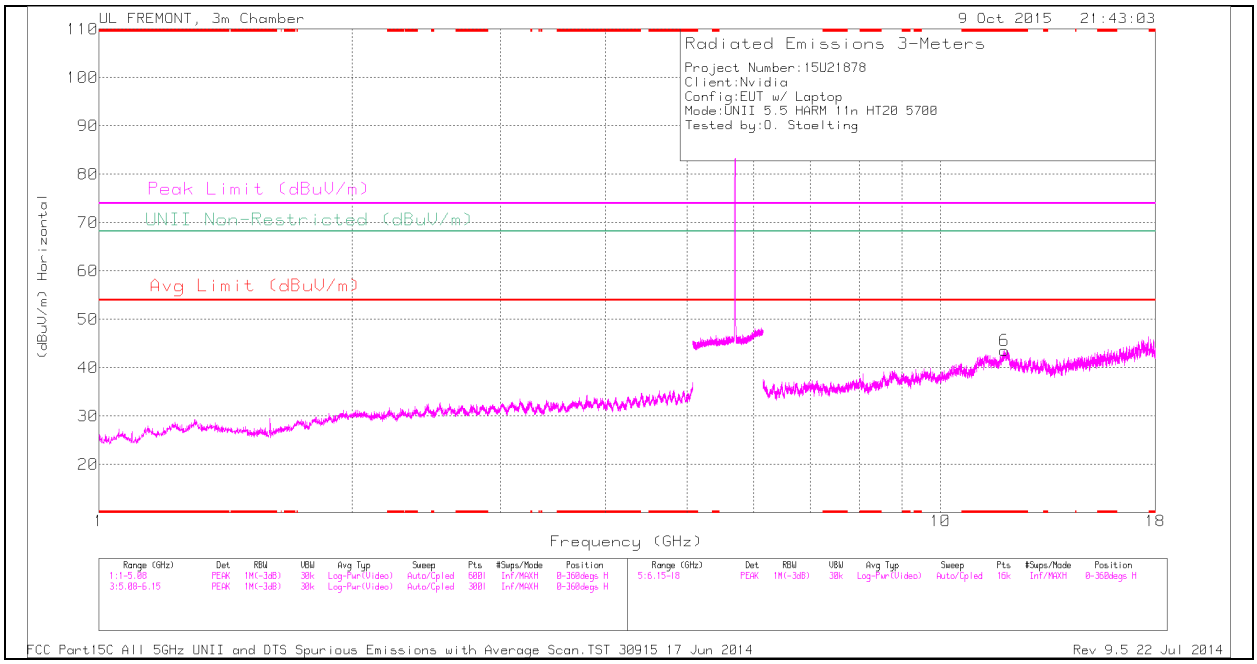

Note: Emission was scanned up to 40GHz; No emissions were detected above the noise floor which was at least 20dB below the specification limit.

This report shall not be reproduced except in full, without the written approval of UL Verification Services Inc. .

HIGH CHANNEL VERTICAL

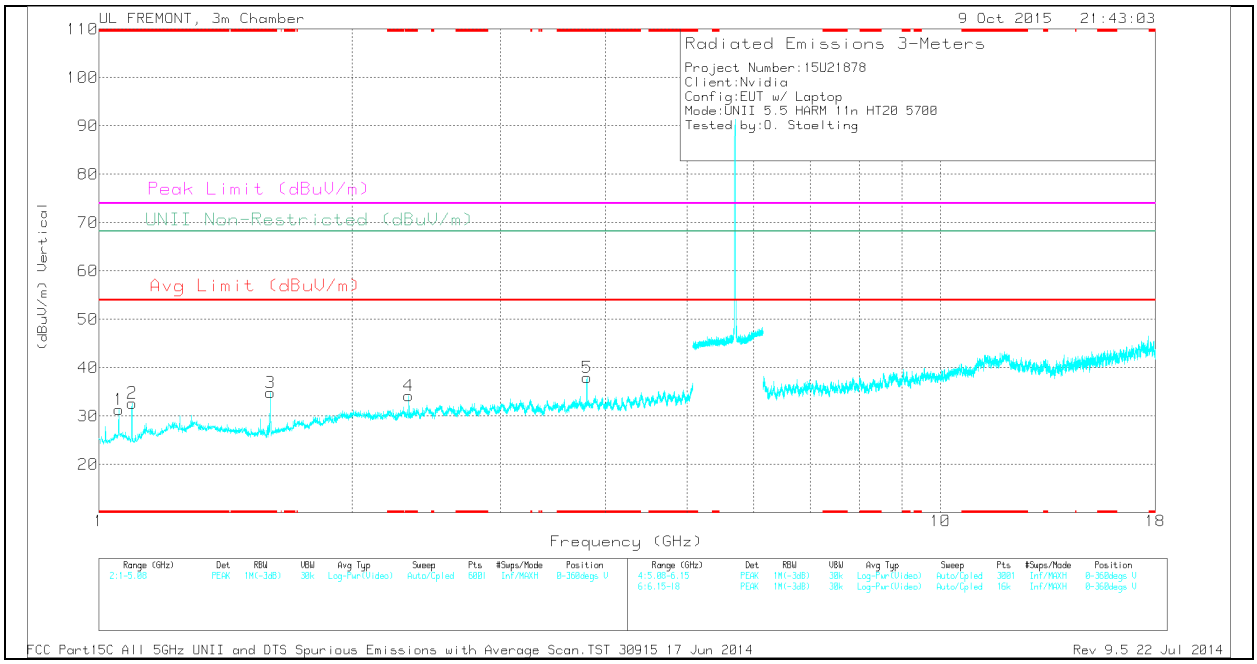

Note: Emission was scanned up to 40GHz; No emissions were detected above the noise floor which was at least 20dB below the specification limit.

This report shall not be reproduced except in full, without the written approval of UL Verification Services Inc. .

HIGH CHANNEL DATA

TRACE MARKERS

Marker	Frequency (GHz)	Meter Reading (dBuV)	Det	AF T119 (dB/m)	Amp/Cbl/ Fltr/Pad (dB)	DC Corr (dB)	Corrected Reading (dBuV/m)	Avg Limit (dBuV/m)	Margin (dB)	Peak Limit (dBuV/m)	PK Margin (dB)	UNII Non-Restricted (dBuV/m)	PK Margin (dB)	Azimuth (Degs)	Height (cm)	Polarity
1	* 1.056	37.15	PK	27.3	-33.1	0	31.35	-	-	74	-42.65	-	-	0-360	200	V
2	* 1.095	38.41	PK	27.3	-33	0	32.71	-	-	74	-41.29	-	-	0-360	200	V
3	* 1.598	39.6	PK	28	-32.7	0	34.9	-	-	74	-39.1	-	-	0-360	100	V
4	* 2.335	34.42	PK	31.8	-32	0	34.22	-	-	74	-39.78	-	-	0-360	200	V
5	* 3.8	35.84	PK	33.1	-31	0	37.94	-	-	74	-36.06	-	-	0-360	200	V
6	* 11.921	28.02	PK	39.1	-23.6	0	43.52	-	-	74	-30.48	-	-	0-360	100	H

* - indicates frequency in CFR15.205/IC7.2.2 Restricted Band

PK - Peak detector

RADIATED EMISSIONS

Frequency (GHz)	Meter Reading (dBuV)	Det	AF T119 (dB/m)	Amp/Cbl/Fl tr/Pad (dB)	DC Corr (dB)	Corrected Reading (dBuV/m)	Avg Limit (dBuV/m)	Margin (dB)	Peak Limit (dBuV/m)	PK Margin (dB)	UNII Non-Restricted (dBuV/m)	PK Margin (dB)	Azimuth (Degs)	Height (cm)	Polarity
* 1.056	44.89	PK1	27.3	-33.1	0	39.09	-	-	74	-34.91	-	-	2	366	V
* 1.056	37.91	AD1	27.3	-33.1	.6	32.71	54	-21.29	-	-	-	-	2	366	V
* 1.094	45.35	PK1	27.3	-33	0	39.65	-	-	74	-34.35	-	-	332	353	V
* 1.094	38.71	AD1	27.3	-33	.6	33.61	54	-20.39	-	-	-	-	332	353	V
* 1.6	52.61	PK1	28	-32.7	0	47.91	-	-	74	-26.09	-	-	266	157	V
* 1.599	30.69	AD1	28	-32.7	.6	26.59	54	-27.41	-	-	-	-	266	157	V
* 2.335	43.26	PK1	31.8	-32	0	43.06	-	-	74	-30.94	-	-	360	309	V
* 2.335	33.83	AD1	31.8	-32	.6	34.23	54	-19.77	-	-	-	-	360	309	V
* 3.8	43.23	PK1	33.1	-31	0	45.33	-	-	74	-28.67	-	-	325	185	V
* 3.8	35.38	AD1	33.1	-31	.6	38.08	54	-15.92	-	-	-	-	325	185	V
* 11.923	37.32	PK1	39.1	-23.6	0	52.82	-	-	74	-21.18	-	-	349	358	H
* 11.921	25.11	AD1	39.1	-23.6	.6	41.21	54	-12.79	-	-	-	-	349	358	H

* - indicates frequency in CFR15.205/IC7.2.2 Restricted Band

PK1 - KDB789033 Method: Peak

AD1 - KDB789033 Method: AD Primary Power Average

This report shall not be reproduced except in full, without the written approval of UL Verification Services Inc. .

10.3.4. TX ABOVE 1 GHz 802.11n HT40 MODE IN THE 5.5 GHz BAND

RESTRICTED BANDEDGE (LOW CHANNEL)

HORIZONTAL PEAK AND AVERAGE PLOT

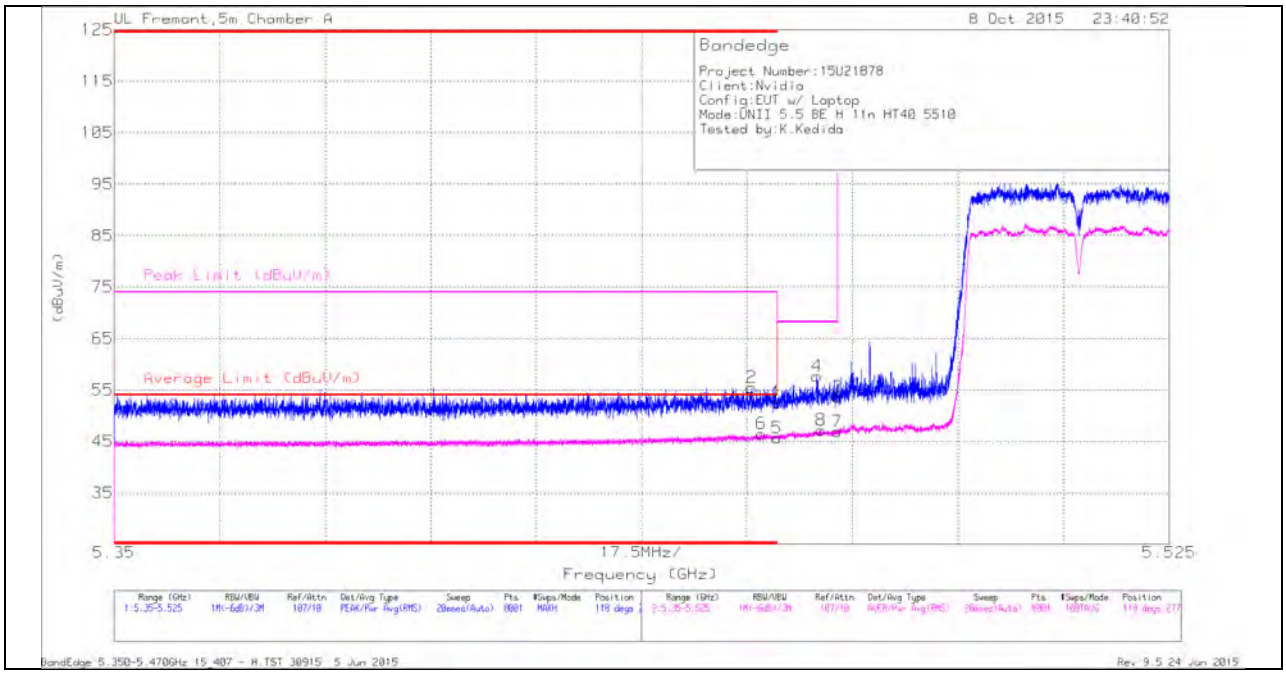

HORIZONTAL DATA

Marker	Frequency (GHz)	Meter Reading (dBuV)	Det	AF T136 (dB/m)	Amp/Cbl/Flt r/Pad (dB)	DC Corr (dB)	Corrected Reading (dBuV/m)	Average Limit (dBuV/m)	Margin (dB)	Peak Limit (dBuV/m)	PK Margin (dB)	Azimuth (Degs)	Height (cm)	Polarity
2	* 5.456	41.2	Pk	34.5	-20.2	0	55.5	-	-	74	-18.5	118	277	H
6	* 5.457	31.11	RMS	34.5	-20.2	1.07	46.48	54	-7.52	-	-	118	277	H
1	* 5.46	38.27	Pk	34.5	-20.2	0	52.57	-	-	74	-21.43	118	277	H
5	* 5.46	30.29	RMS	34.5	-20.2	1.07	45.66	54	-8.34	-	-	118	277	H
4	5.467	43.28	Pk	34.5	-20.1	0	57.68	-	-	68.2	-10.52	118	277	H
8	5.467	31.71	RMS	34.5	-20.1	1.07	47.18	-	-	-	-	118	277	H
3	5.47	39.21	Pk	34.5	-20.1	0	53.61	-	-	68.2	-14.59	118	277	H
7	5.47	31.42	RMS	34.5	-20.1	1.07	46.89	-	-	-	-	118	277	H

* - indicates frequency in CFR15.205/IC7.2.2 Restricted Band

Pk - Peak detector

RMS - RMS detection

This report shall not be reproduced except in full, without the written approval of UL Verification Services Inc. .

VERTICAL PEAK AND AVERAGE PLOT

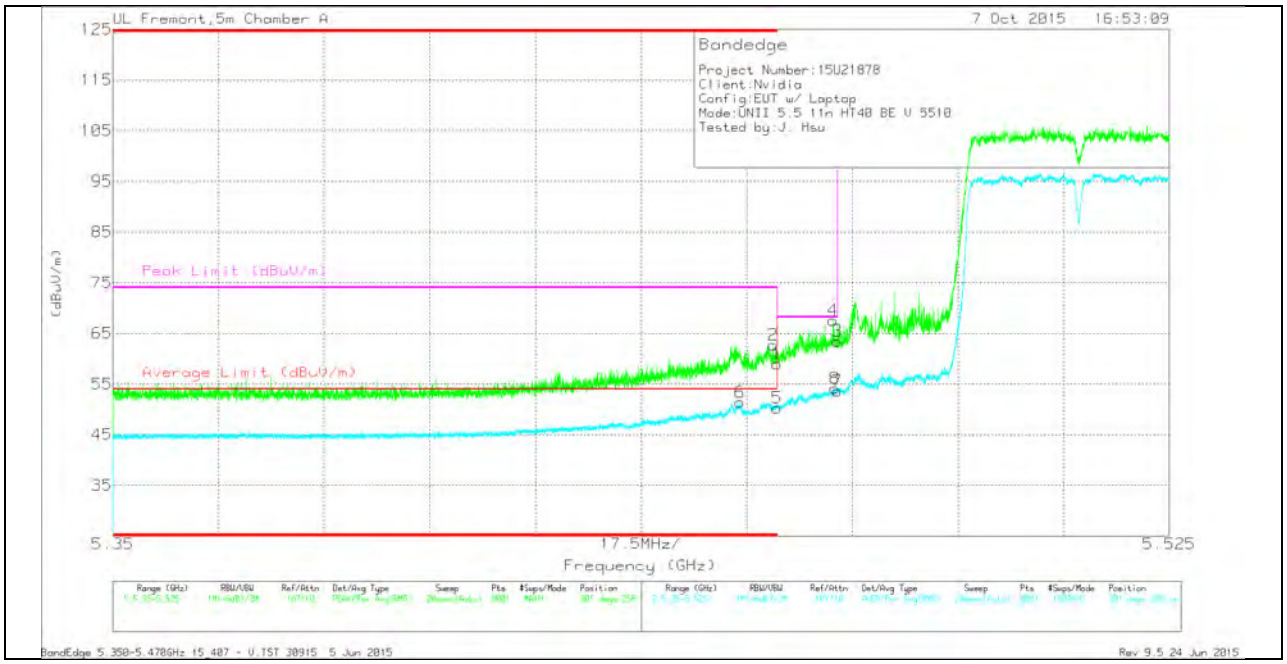

VERTICAL DATA

Marker	Frequency (GHz)	Meter Reading (dBuV)	Det	AF T136 (dB/m)	Amp/Cbl/Flt r/Pad (dB)	DC Corr (dB)	Corrected Reading (dBuV/m)	Average Limit (dBuV/m)	Margin (dB)	Peak Limit (dBuV/m)	PK Margin (dB)	Azimuth (Degs)	Height (cm)	Polarity
1	* 5.46	44.72	Pk	34.5	-20.2	0	59.02	-	-	74	-14.98	301	258	V
2	* 5.459	48.36	Pk	34.5	-20.2	0	62.66	-	-	74	-11.34	301	258	V
5	* 5.46	34.93	RMS	34.5	-20.2	1.07	50.3	54	-3.7	-	-	301	258	V
6	* 5.454	36.06	RMS	34.5	-20.2	1.07	51.43	54	-2.57	-	-	301	258	V
4	5.469	53.12	Pk	34.5	-20.1	0	67.52	-	-	68.2	-.68	301	258	V
3	5.47	49.11	Pk	34.5	-20.1	0	63.51	-	-	68.2	-4.69	301	258	V
7	5.47	38.12	RMS	34.5	-20.1	1.07	53.59	-	-	-	-	301	258	V
8	5.47	38.65	RMS	34.5	-20.1	1.07	54.12	-	-	-	-	301	258	V

* - indicates frequency in CFR15.205/IC7.2.2 Restricted Band

Pk - Peak detector

RMS - RMS detection

This report shall not be reproduced except in full, without the written approval of UL Verification Services Inc. .

AUTHORIZED BANDEDGE (HIGH CHANNEL)

HORIZONTAL PEAK AND AVERAGE PLOT

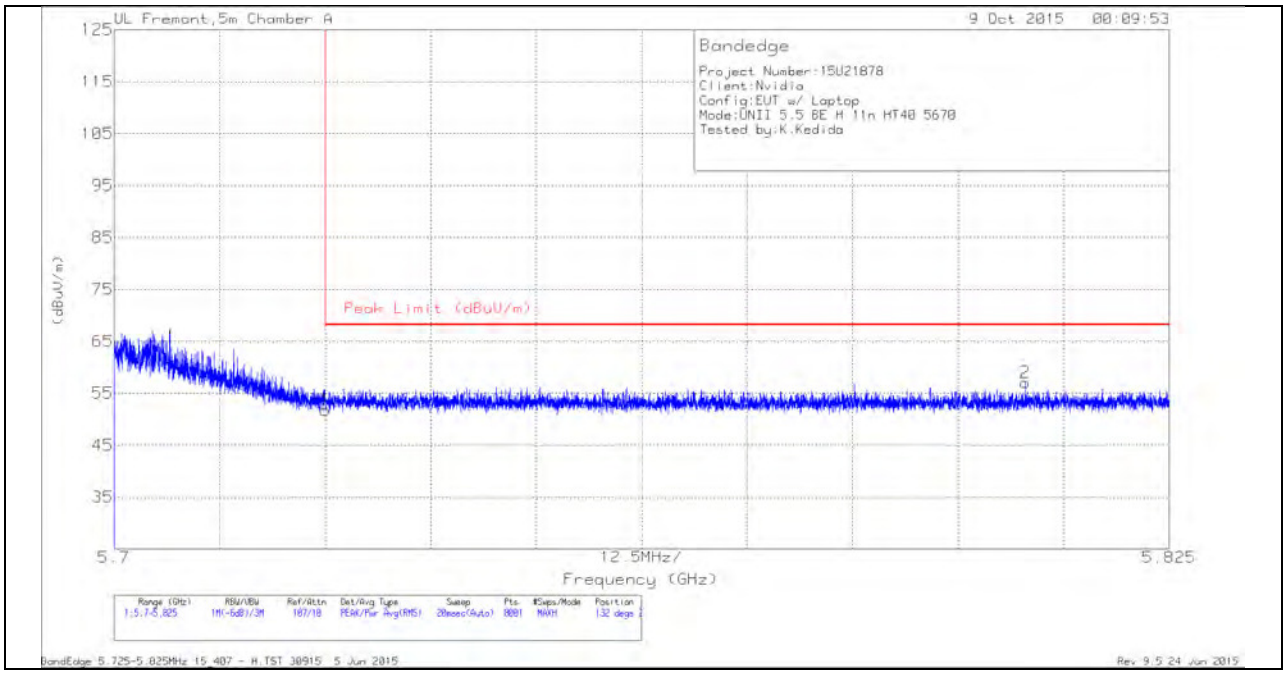

HORIZONTAL DATA

Marker	Frequency (GHz)	Meter Reading (dBuV)	Det	AF T136 (dB/m)	Amp/Cbl/Flt r/Pad (dB)	Corrected Reading (dBuV/m)	Peak Limit (dBuV/m)	PK Margin (dB)	Azimuth (Degs)	Height (cm)	Polarity
1	5.725	36.83	Pk	34.7	-19.8	51.73	68.2	-16.47	132	296	H
2	5.808	41.48	Pk	35	-19.4	57.08	68.2	-11.12	132	296	H

Pk - Peak detector

This report shall not be reproduced except in full, without the written approval of UL Verification Services Inc. .

VERTICAL PEAK AND AVERAGE PLOT

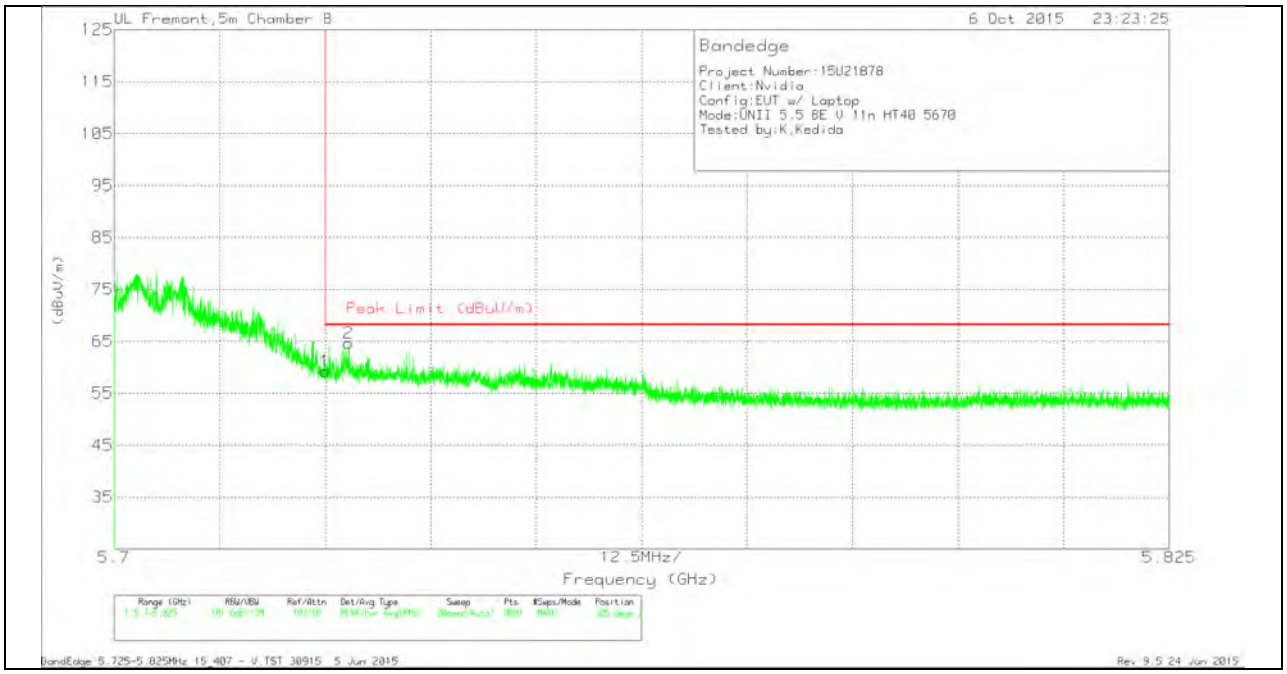

VERTICAL DATA

Marker	Frequency (GHz)	Meter Reading (dBuV)	Det	AF T345 (dB/m)	Amp/Cbl/Flt r/Pad (dB)	Corrected Reading (dBuV/m)	Peak Limit (dBuV/m)	PK Margin (dB)	Azimuth (Degs)	Height (cm)	Polarity
1	5.725	45.95	Pk	35	-21.7	59.25	68.2	-8.95	325	274	V
2	5.728	51.34	Pk	35	-21.7	64.64	68.2	-3.56	325	274	V

Pk - Peak detector

UL VERIFICATION SERVICES INC. FORM NO: CCSUP4701J
47173 BENICIA STREET, FREMONT, CA 94538, USA TEL: (510) 771-1000 FAX: (510) 661-0888
This report shall not be reproduced except in full, without the written approval of UL Verification Services Inc. .

HARMONICS AND SPURIOUS EMISSIONS

LOW CHANNEL HORIZONTAL

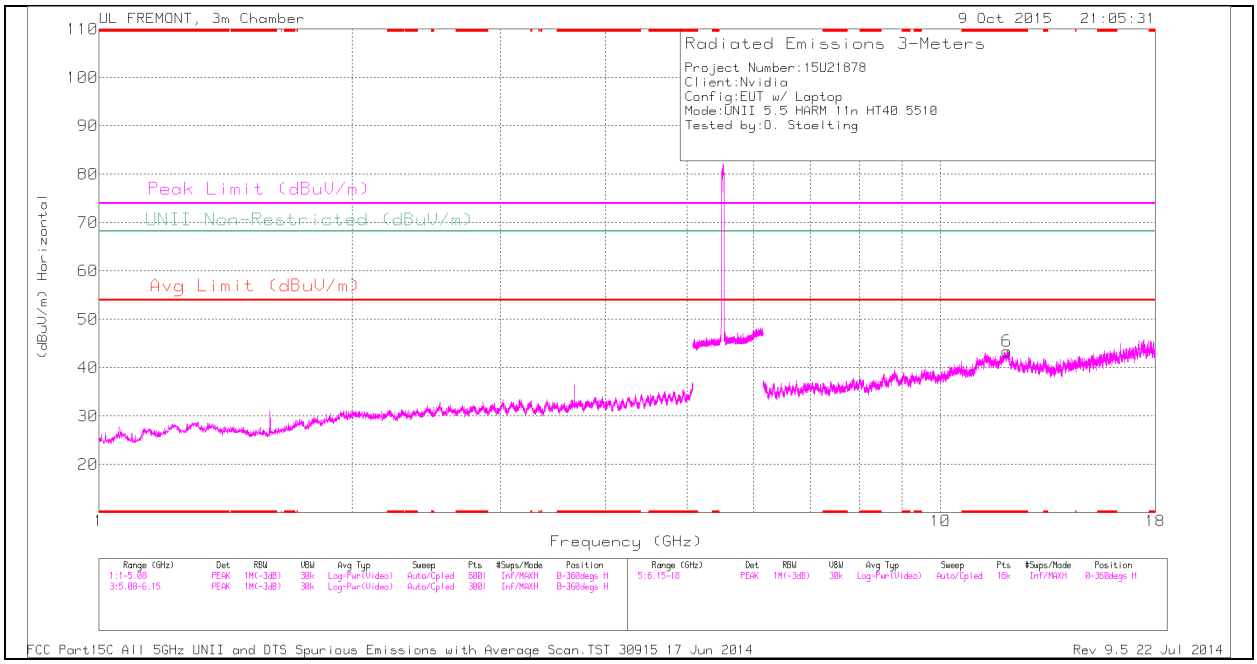

Note: Emission was scanned up to 40GHz; No emissions were detected above the noise floor which was at least 20dB below the specification limit.

This report shall not be reproduced except in full, without the written approval of UL Verification Services Inc. .

LOW CHANNEL VERTICAL

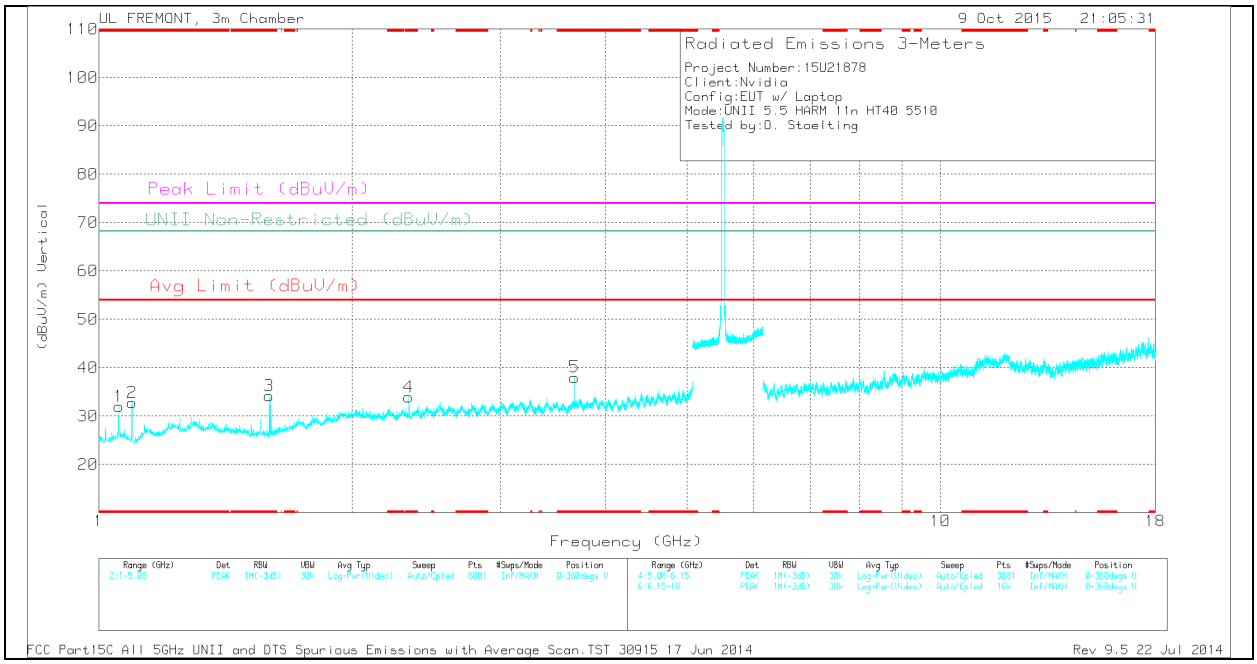

Note: Emission was scanned up to 40GHz; No emissions were detected above the noise floor which was at least 20dB below the specification limit.

This report shall not be reproduced except in full, without the written approval of UL Verification Services Inc. .

LOW CHANNEL DATA

TRACE MARKERS

Marker	Frequency (GHz)	Meter Reading (dBuV)	Det	AF T119 (dB/m)	Amp/Cbl/ Fltr/Pad (dB)	DC Corr (dB)	Corrected Reading (dBuV/m)	Avg Limit (dBuV/m)	Margin (dB)	Peak Limit (dBuV/m)	PK Margin (dB)	UNII Non-Restricted (dBuV/m)	PK Margin (dB)	Azimuth (Degs)	Height (cm)	Polarity
1	* 1.056	37.75	PK	27.3	-33.1	0	31.95	-	-	74	-42.05	-	-	0-360	100	V
2	* 1.095	38.5	PK	27.3	-33	0	32.8	-	-	74	-41.2	-	-	0-360	200	V
3	* 1.593	38.95	PK	28	-32.8	0	34.15	-	-	74	-39.85	-	-	0-360	100	V
4	* 2.335	34.09	PK	31.8	-32	0	33.89	-	-	74	-40.11	-	-	0-360	200	V
5	* 3.674	34.74	PK	33	-29.7	0	38.04	-	-	74	-35.96	-	-	0-360	200	V
6	* 11.99	27.77	PK	39.1	-23.4	0	43.47	-	-	74	-30.53	-	-	0-360	100	H

* - indicates frequency in CFR15.205/IC7.2.2 Restricted Band

PK - Peak detector

RADIATED EMISSIONS

Frequency (GHz)	Meter Reading (dBuV)	Det	AF T119 (dB/m)	Amp/Cbl/Fl tr/Pad (dB)	DC Corr (dB)	Corrected Reading (dBuV/m)	Avg Limit (dBuV/m)	Margin (dB)	Peak Limit (dBuV/m)	PK Margin (dB)	UNII Non-Restricted (dBuV/m)	PK Margin (dB)	Azimuth (Degs)	Height (cm)	Polarity
* 1.056	44.29	PK1	27.3	-33.1	0	38.49	-	-	74	-35.51	-	-	324	114	V
* 1.056	36.58	AD1	27.3	-33.1	1.07	31.85	54	-22.15	-	-	-	-	324	114	V
* 1.094	45.45	PK1	27.3	-33	0	39.75	-	-	74	-34.25	-	-	329	260	V
* 1.094	38.66	AD1	27.3	-33	1.07	34.03	54	-19.97	-	-	-	-	329	260	V
* 1.593	54.89	PK1	28	-32.8	0	50.09	-	-	74	-23.91	-	-	273	193	V
* 1.594	32.72	AD1	28	-32.8	1.07	28.99	54	-25.01	-	-	-	-	273	193	V
* 2.335	43.13	PK1	31.8	-32	0	42.93	-	-	74	-31.07	-	-	0	302	V
* 2.335	34.51	AD1	31.8	-32	1.07	35.38	54	-18.62	-	-	-	-	0	302	V
* 3.673	42.23	PK1	33	-29.7	0	45.53	-	-	74	-28.47	-	-	3	231	V
* 3.673	33.58	AD1	33	-29.7	1.07	37.95	54	-16.05	-	-	-	-	3	231	V
* 11.992	37.11	PK1	39.1	-23.4	0	52.81	-	-	74	-21.19	-	-	210	189	H
* 11.992	24.69	AD1	39.1	-23.4	1.07	41.46	54	-12.54	-	-	-	-	210	189	H

* - indicates frequency in CFR15.205/IC7.2.2 Restricted Band

PK1 - KDB789033 Method: Peak

AD1 - KDB789033 Method: AD Primary Power Average

This report shall not be reproduced except in full, without the written approval of UL Verification Services Inc. .

MID CHANNEL HORIZONTAL

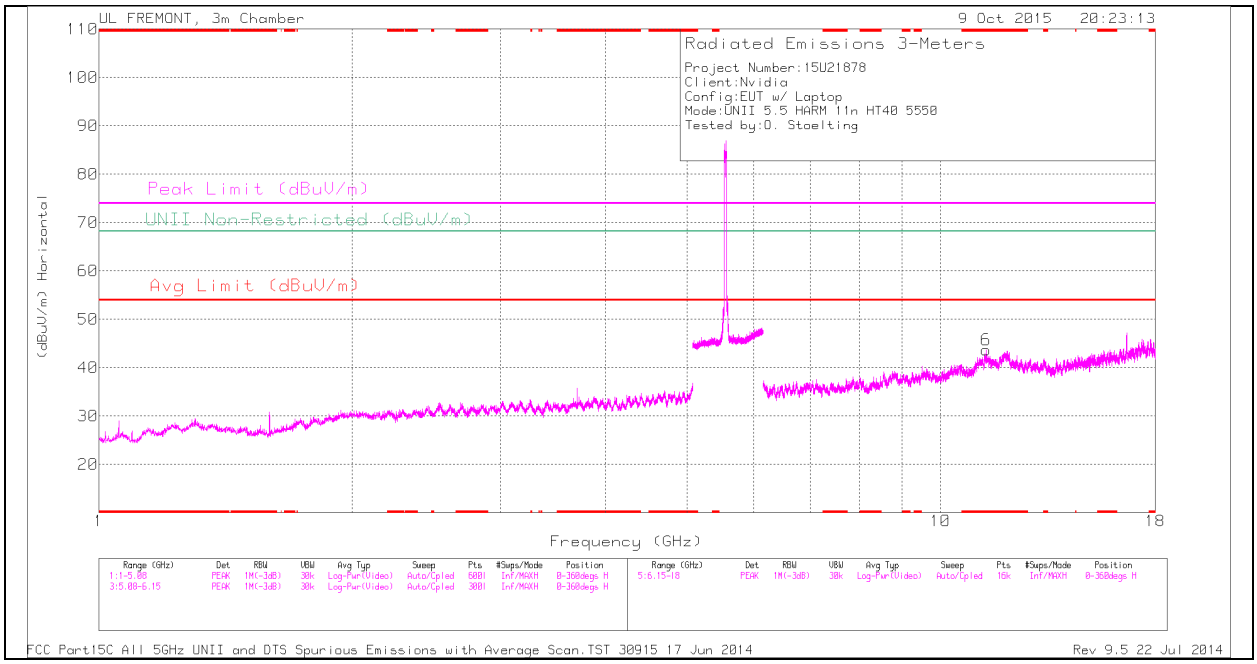

Note: Emission was scanned up to 40GHz; No emissions were detected above the noise floor which was at least 20dB below the specification limit.

This report shall not be reproduced except in full, without the written approval of UL Verification Services Inc. .

MID CHANNEL VERTICAL

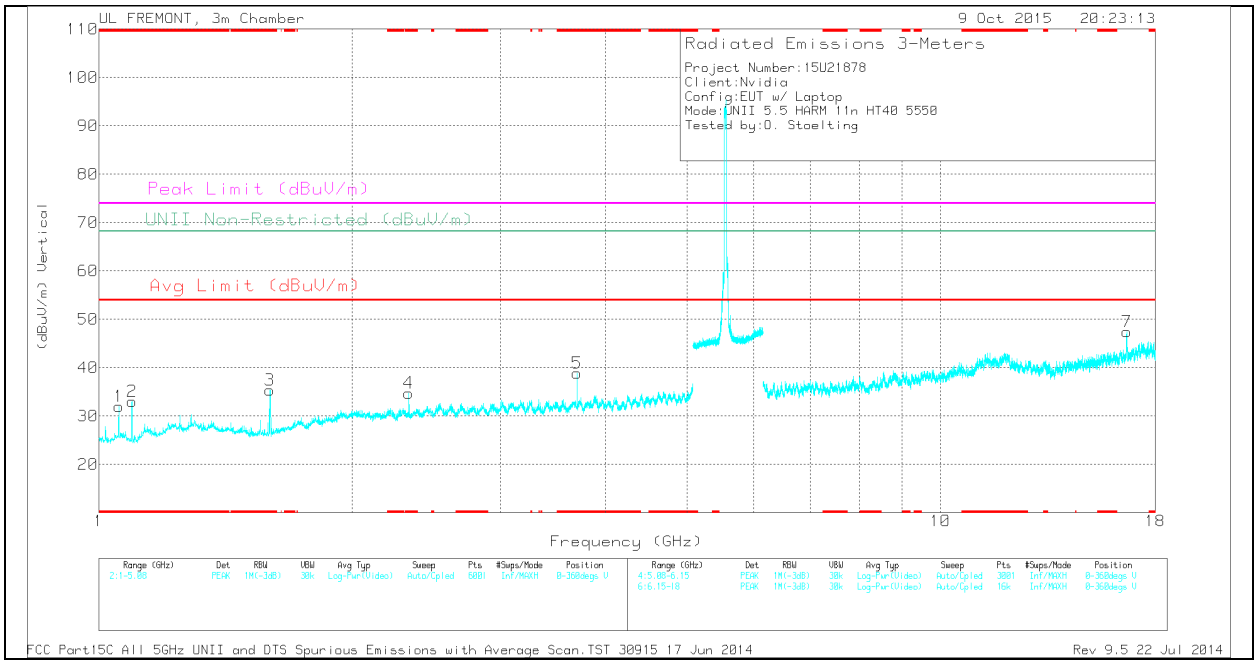

Note: Emission was scanned up to 40GHz; No emissions were detected above the noise floor which was at least 20dB below the specification limit.

This report shall not be reproduced except in full, without the written approval of UL Verification Services Inc. .

MID CHANNEL DATA

TRACE MARKERS

Marker	Frequency (GHz)	Meter Reading (dBuV)	Det	AF T119 (dB/m)	Amp/Cbl/ Fltr/Pad (dB)	DC Corr (dB)	Corrected Reading (dBuV/m)	Avg Limit (dBuV/m)	Margin (dB)	Peak Limit (dBuV/m)	PK Margin (dB)	UNII Non-Restricted (dBuV/m)	PK Margin (dB)	Azimuth (Degs)	Height (cm)	Polarity
1	* 1.056	37.84	PK	27.3	-33.1	0	32.04	-	-	74	-41.96	-	-	0-360	100	V
2	* 1.095	38.74	PK	27.3	-33	0	33.04	-	-	74	-40.96	-	-	0-360	200	V
3	* 1.596	40.1	PK	28	-32.7	0	35.4	-	-	74	-38.6	-	-	0-360	200	V
4	* 2.335	34.99	PK	31.8	-32	0	34.79	-	-	74	-39.21	-	-	0-360	100	V
5	* 3.7	36.09	PK	33	-30.2	0	38.89	-	-	74	-35.11	-	-	0-360	200	V
6	* 11.334	28.26	PK	38.1	-22.7	0	43.66	-	-	74	-30.34	-	-	0-360	100	H
7	16.651	30.03	PK	41.1	-23.7	0	47.43	-	-	-	-	68.2	-20.77	0-360	100	V

* - indicates frequency in CFR15.205/IC7.2.2 Restricted Band

PK - Peak detector

RADIATED EMISSIONS

Frequency (GHz)	Meter Reading (dBuV)	Det	AF T119 (dB/m)	Amp/Cbl/Fl tr/Pad (dB)	DC Corr (dB)	Corrected Reading (dBuV/m)	Avg Limit (dBuV/m)	Margin (dB)	Peak Limit (dBuV/m)	PK Margin (dB)	UNII Non-Restricted (dBuV/m)	PK Margin (dB)	Azimuth (Degs)	Height (cm)	Polarity
* 1.056	44.9	PK1	27.3	-33.1	0	39.1	-	-	74	-34.9	-	-	1	356	V
* 1.056	37.72	AD1	27.3	-33.1	1.07	32.99	54	-21.01	-	-	-	-	1	356	V
* 1.094	44.86	PK1	27.3	-33	0	39.16	-	-	74	-34.84	-	-	324	201	V
* 1.094	38.08	AD1	27.3	-33	1.07	33.45	54	-20.55	-	-	-	-	324	201	V
* 1.598	54.71	PK1	28	-32.7	0	50.01	-	-	74	-23.99	-	-	276	130	V
* 1.597	32.1	AD1	28	-32.7	1.07	28.47	54	-25.53	-	-	-	-	276	130	V
* 2.335	42.65	PK1	31.8	-32	0	42.45	-	-	74	-31.55	-	-	353	373	V
* 2.335	33.59	AD1	31.8	-32	1.07	34.46	54	-19.54	-	-	-	-	353	373	V
* 3.7	43.12	PK1	33	-30.2	0	45.92	-	-	74	-28.08	-	-	201	200	V
* 3.7	33.35	AD1	33	-30.2	1.07	37.22	54	-16.78	-	-	-	-	201	200	V
* 11.335	36.28	PK1	38.1	-22.7	0	51.68	-	-	74	-22.32	-	-	89	284	H
* 11.336	24.21	AD1	38.1	-22.7	1.07	40.68	54	-13.32	-	-	-	-	89	284	H
16.649	43.03	PK1	41.1	-23.7	0	60.43	-	-	-	-	68.2	-7.77	116	107	V
16.649	29.43	AD1	41.1	-23.7	1.07	47.90	-	-	-	-	-	-	116	107	V

* - indicates frequency in CFR15.205/IC7.2.2 Restricted Band

PK1 - KDB789033 Method: Peak

AD1 - KDB789033 Method: AD Primary Power Average

This report shall not be reproduced except in full, without the written approval of UL Verification Services Inc. .

HIGH CHANNEL HORIZONTAL

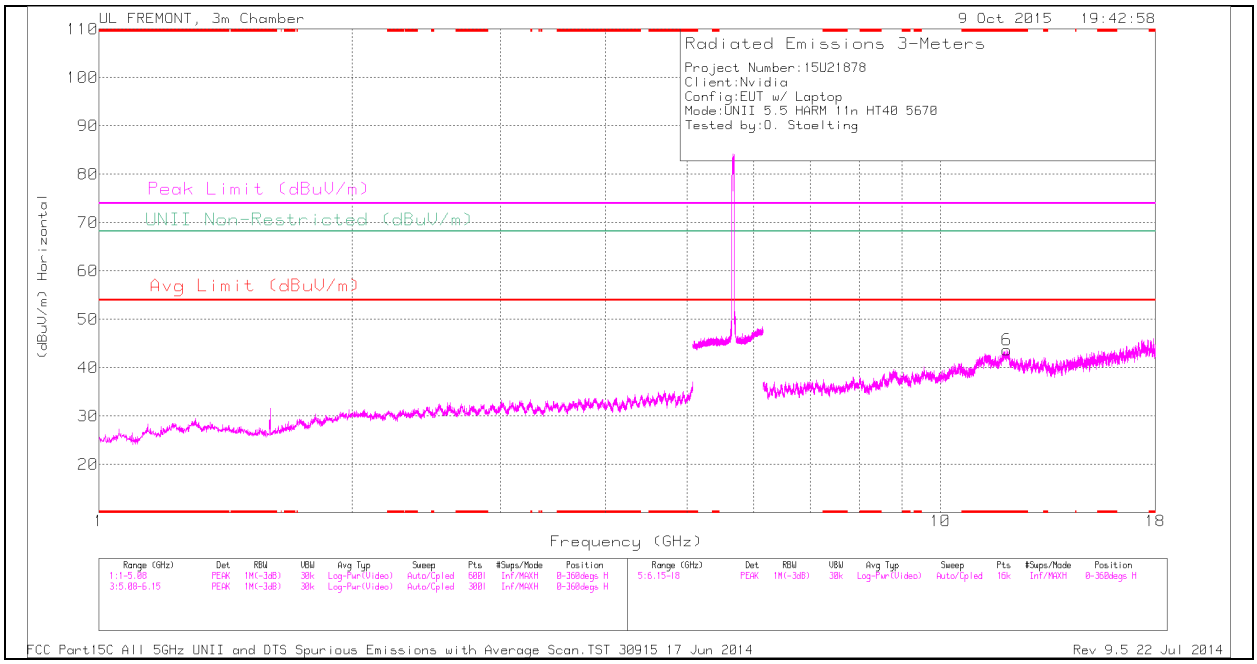

Note: Emission was scanned up to 40GHz; No emissions were detected above the noise floor which was at least 20dB below the specification limit.

This report shall not be reproduced except in full, without the written approval of UL Verification Services Inc. .

HIGH CHANNEL VERTICAL

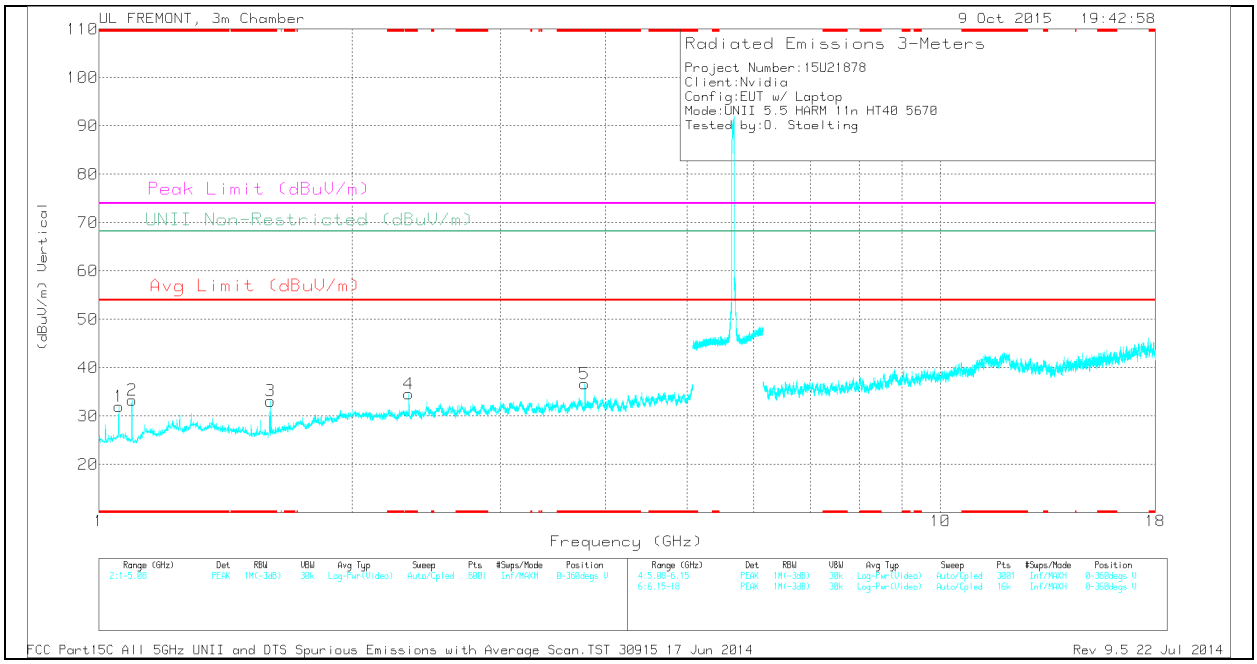

Note: Emission was scanned up to 40GHz; No emissions were detected above the noise floor which was at least 20dB below the specification limit.

This report shall not be reproduced except in full, without the written approval of UL Verification Services Inc. .

HIGH CHANNEL DATA

TRACE MARKERS

Marker	Frequency (GHz)	Meter Reading (dBuV)	Det	AF T119 (dB/m)	Amp/Cbl/ Fltr/Pad (dB)	DC Corr (dB)	Corrected Reading (dBuV/m)	Avg Limit (dBuV/m)	Margin (dB)	Peak Limit (dBuV/m)	PK Margin (dB)	UNII Non-Restricted (dBuV/m)	PK Margin (dB)	Azimuth (Degs)	Height (cm)	Polarity
1	* 1.056	37.75	PK	27.3	-33.1	0	31.95	-	-	74	-42.05	-	-	0-360	100	V
2	* 1.095	38.95	PK	27.3	-33	0	33.25	-	-	74	-40.75	-	-	0-360	200	V
3	* 1.598	37.81	PK	28	-32.7	0	33.11	-	-	74	-40.89	-	-	0-360	100	V
4	* 2.335	34.84	PK	31.8	-32	0	34.64	-	-	74	-39.36	-	-	0-360	100	V
5	* 3.78	34.42	PK	33.1	-30.9	0	36.62	-	-	74	-37.38	-	-	0-360	200	V
6	* 11.994	28.03	PK	39.1	-23.4	0	43.73	-	-	74	-30.27	-	-	0-360	100	H

* - indicates frequency in CFR15.205/IC7.2.2 Restricted Band

PK - Peak detector

RADIATED EMISSIONS

Frequency (GHz)	Meter Reading (dBuV)	Det	AF T119 (dB/m)	Amp/Cbl/Fl tr/Pad (dB)	DC Corr (dB)	Corrected Reading (dBuV/m)	Avg Limit (dBuV/m)	Margin (dB)	Peak Limit (dBuV/m)	PK Margin (dB)	UNII Non-Restricted (dBuV/m)	PK Margin (dB)	Azimuth (Degs)	Height (cm)	Polarity
* 1.056	44.66	PK1	27.3	-33.1	0	38.86	-	-	74	-35.14	-	-	360	318	V
* 1.056	36.71	AD1	27.3	-33.1	1.07	31.98	54	-22.02	-	-	-	-	360	318	V
* 1.094	44.81	PK1	27.3	-33	0	39.11	-	-	74	-34.89	-	-	334	262	V
* 1.094	38.46	AD1	27.3	-33	1.07	33.83	54	-20.17	-	-	-	-	334	262	V
* 1.6	52.45	PK1	28	-32.7	0	47.75	-	-	74	-26.25	-	-	291	199	V
* 1.598	30.59	AD1	28	-32.7	1.07	26.96	54	-27.04	-	-	-	-	291	199	V
* 2.335	43.21	PK1	31.8	-32	0	43.01	-	-	74	-30.99	-	-	350	100	V
* 2.335	34.6	AD1	31.8	-32	1.07	35.47	54	-18.53	-	-	-	-	350	100	V
* 3.78	42.77	PK1	33.1	-30.9	0	44.97	-	-	74	-29.03	-	-	303	312	V
* 3.78	33.82	AD1	33.1	-30.9	1.07	37.09	54	-16.91	-	-	-	-	303	312	V
* 11.993	36.86	PK1	39.1	-23.4	0	52.56	-	-	74	-21.44	-	-	65	337	H
* 11.996	24.6	AD1	39.1	-23.4	1.07	41.37	54	-12.63	-	-	-	-	65	337	H

* - indicates frequency in CFR15.205/IC7.2.2 Restricted Band

PK1 - KDB789033 Method: Peak

AD1 - KDB789033 Method: AD Primary Power Average

This report shall not be reproduced except in full, without the written approval of UL Verification Services Inc. .

10.3.5. TX ABOVE 1 GHz 802.11ac HT80 MODE IN THE 5.5 GHz BAND

RESTRICTED BANDEDGE (LOW CHANNEL)

LOWER EDGE, HORIZONTAL PEAK AND AVERAGE PLOT

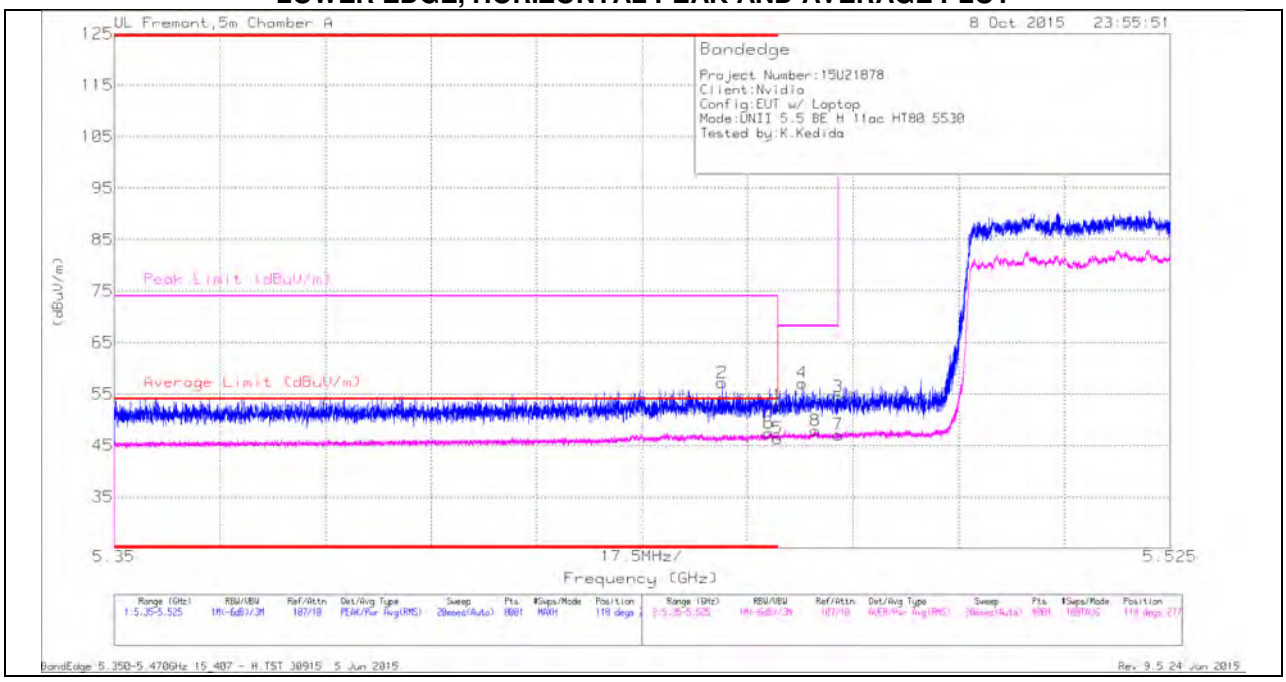

HORIZONTAL DATA

Marker	Frequency (GHz)	Meter Reading (dBuV)	Det	AF T136 (dB/m)	Amp/Cbl/Flt r/Pad (dB)	DC Corr (dB)	Corrected Reading (dBuV/m)	Average Limit (dBuV/m)	Margin (dB)	Peak Limit (dBuV/m)	PK Margin (dB)	Azimuth (Degs)	Height (cm)	Polarity
1	* 5.46	38.39	Pk	34.5	-20.2	0	52.69	-	-	74	-21.31	118	277	H
2	* 5.451	42.84	Pk	34.5	-20.2	0	57.14	-	-	74	-16.86	118	277	H
5	* 5.46	30.25	RMS	34.5	-20.2	1.82	46.37	54	-7.63	-	-	118	277	H
6	* 5.458	31.31	RMS	34.5	-20.2	1.82	47.43	54	-6.57	-	-	118	277	H
4	5.464	42.71	Pk	34.5	-20.1	0	57.11	-	-	68.2	-11.09	118	277	H
8	5.466	31.63	RMS	34.5	-20.1	1.82	47.85	-	-	-	-	118	277	H
3	5.47	40.02	Pk	34.5	-20.1	0	54.42	-	-	68.2	-13.78	118	277	H
7	5.47	30.87	RMS	34.5	-20.1	1.82	47.09	-	-	-	-	118	277	H

* - indicates frequency in CFR15.205/IC7.2.2 Restricted Band

Pk - Peak detector

RMS - RMS detection

This report shall not be reproduced except in full, without the written approval of UL Verification Services Inc. .

LOWER EDGE, VERTICAL PEAK AND AVERAGE PLOT

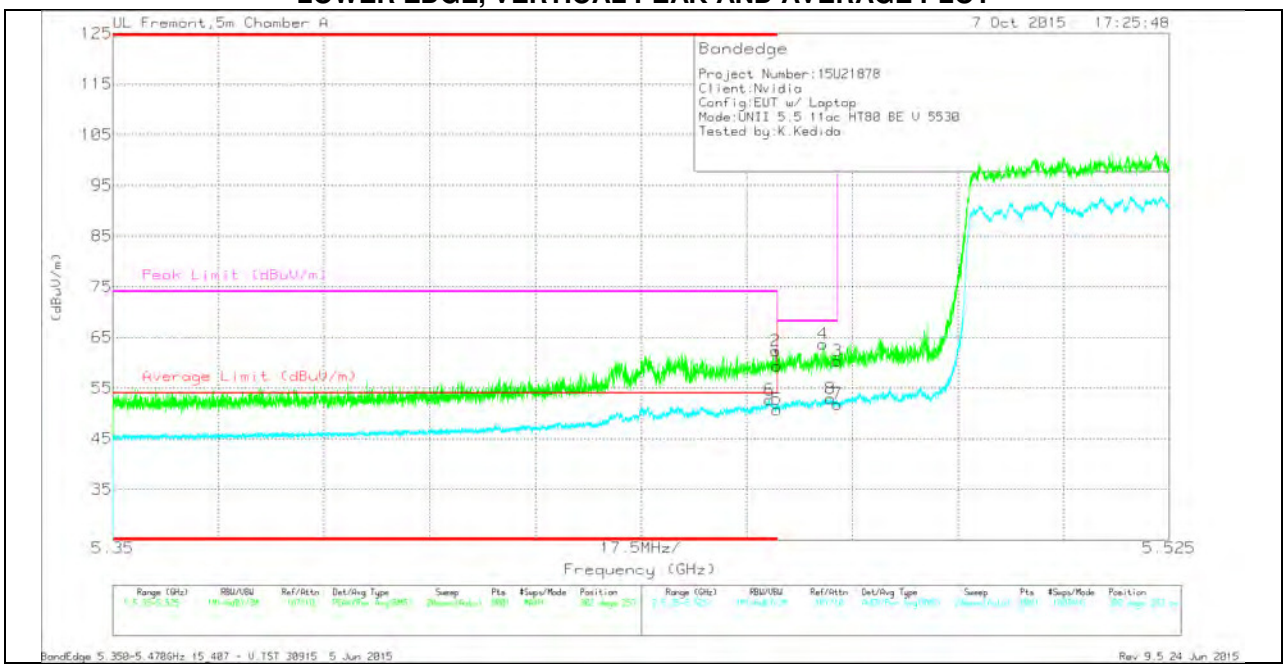

VERTICAL DATA

Marker	Frequency (GHz)	Meter Reading (dBuV)	Det	AF T136 (dB/m)	Amp/Cbl/Flt r/Pad (dB)	DC Corr (dB)	Corrected Reading (dBuV/m)	Average Limit (dBuV/m)	Margin (dB)	Peak Limit (dBuV/m)	PK Margin (dB)	Azimuth (Degs)	Height (cm)	Polarity
1	* 5.46	45.05	Pk	34.5	-20.2	0	59.35	-	-	74	-14.65	302	253	V
2	* 5.46	47.99	Pk	34.5	-20.2	0	62.29	-	-	74	-11.71	302	253	V
5	* 5.46	34.61	RMS	34.5	-20.2	1.82	50.73	54	-3.27	-	-	302	253	V
6	* 5.459	36.58	RMS	34.5	-20.2	1.82	52.7	54	-1.3	-	-	302	253	V
4	5.468	49.35	Pk	34.5	-20.1	0	63.75	-	-	68.2	-4.45	302	253	V
8	5.469	36.69	RMS	34.5	-20.1	1.82	52.91	-	-	-	-	302	253	V
3	5.47	45.98	Pk	34.5	-20.1	0	60.38	-	-	68.2	-7.82	302	253	V
7	5.47	35.62	RMS	34.5	-20.1	1.82	51.84	-	-	-	-	302	253	V

* - indicates frequency in CFR15.205/IC7.2.2 Restricted Band

Pk - Peak detector

RMS - RMS detection

This report shall not be reproduced except in full, without the written approval of UL Verification Services Inc. .

HARMONICS AND SPURIOUS EMISSIONS

LOW CHANNEL HORIZONTAL

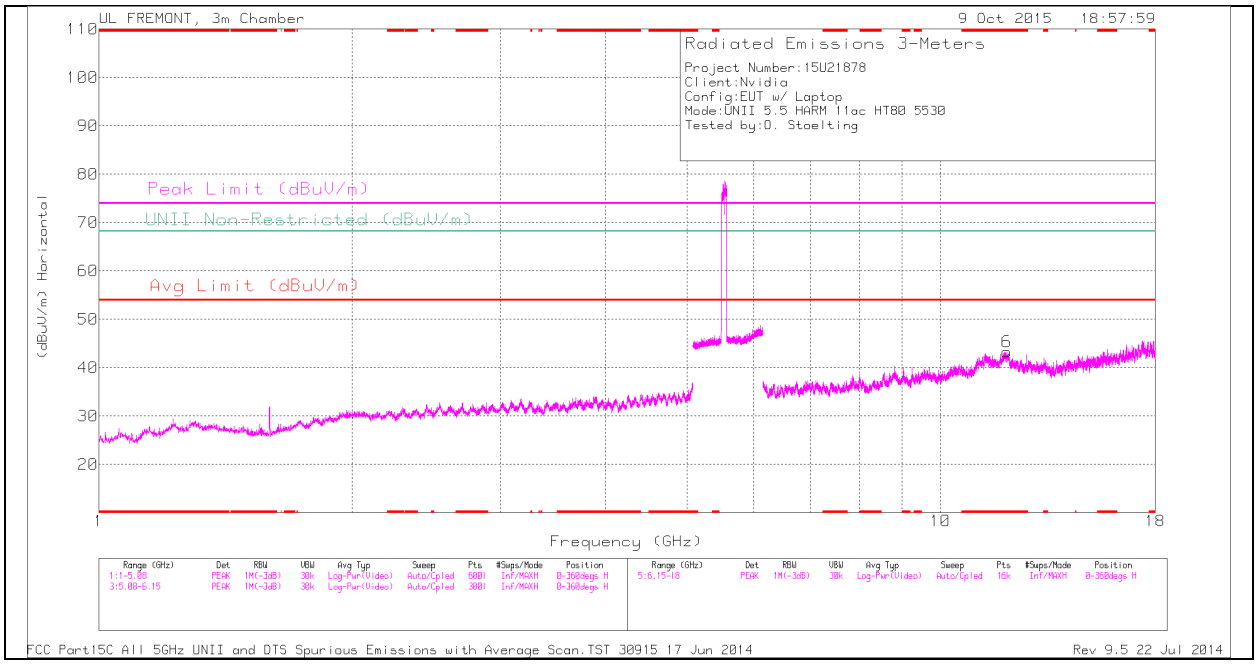

Note: Emission was scanned up to 40GHz; No emissions were detected above the noise floor which was at least 20dB below the specification limit.

This report shall not be reproduced except in full, without the written approval of UL Verification Services Inc. .

LOW CHANNEL VERTICAL

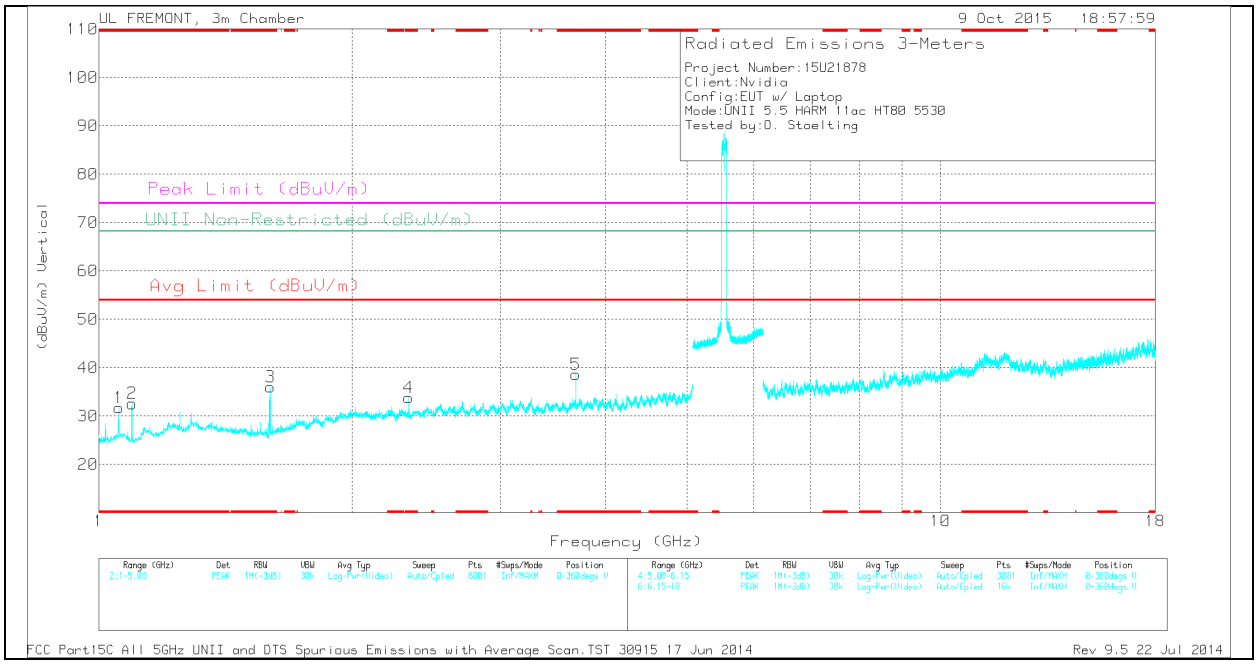

Note: Emission was scanned up to 40GHz; No emissions were detected above the noise floor which was at least 20dB below the specification limit.

This report shall not be reproduced except in full, without the written approval of UL Verification Services Inc. .

LOW CHANNEL DATA

TRACE MARKERS

Marker	Frequency (GHz)	Meter Reading (dBuV)	Det	AF T119 (dB/m)	Amp/Cbl/ Fltr/Pad (dB)	DC Corr (dB)	Corrected Reading (dBuV/m)	Avg Limit (dBuV/m)	Margin (dB)	Peak Limit (dBuV/m)	PK Margin (dB)	UNII Non-Restricted (dBuV/m)	PK Margin (dB)	Azimuth (Degs)	Height (cm)	Polarity
1	* 1.056	37.58	PK	27.3	-33.1	0	31.78	-	-	74	-42.22	-	-	0-360	100	V
2	* 1.095	38.29	PK	27.3	-33	0	32.59	-	-	74	-41.41	-	-	0-360	100	V
3	* 1.599	40.72	PK	28	-32.7	0	36.02	-	-	74	-37.98	-	-	0-360	100	V
4	* 2.335	34.06	PK	31.8	-32	0	33.86	-	-	74	-40.14	-	-	0-360	100	V
5	* 3.687	35.5	PK	33	-29.9	0	38.6	-	-	74	-35.4	-	-	0-360	200	V
6	* 11.993	27.62	PK	39.1	-23.4	0	43.32	-	-	74	-30.68	-	-	0-360	100	H

* - indicates frequency in CFR15.205/IC7.2.2 Restricted Band

PK - Peak detector

RADIATED EMISSIONS

Frequency (GHz)	Meter Reading (dBuV)	Det	AF T119 (dB/m)	Amp/Cbl/Fl tr/Pad (dB)	DC Corr (dB)	Corrected Reading (dBuV/m)	Avg Limit (dBuV/m)	Margin (dB)	Peak Limit (dBuV/m)	PK Margin (dB)	UNII Non-Restricted (dBuV/m)	PK Margin (dB)	Azimuth (Degs)	Height (cm)	Polarity
* 1.056	45.62	PK1	27.3	-33.1	0	39.82	-	-	74	-34.18	-	-	15	366	V
* 1.056	38.94	AD1	27.3	-33.1	1.82	34.96	54	-19.04	-	-	-	-	15	366	V
* 1.094	44.86	PK1	27.3	-33	0	39.16	-	-	74	-34.84	-	-	328	351	V
* 1.094	38.75	AD1	27.3	-33	1.82	34.87	54	-19.13	-	-	-	-	328	351	V
* 1.6	53.79	PK1	28	-32.7	0	49.09	-	-	74	-24.91	-	-	258	154	V
* 1.597	31.42	AD1	28	-32.7	1.82	28.54	54	-25.46	-	-	-	-	258	154	V
* 2.335	43.01	PK1	31.8	-32	0	42.81	-	-	74	-31.19	-	-	359	297	V
* 2.335	34.41	AD1	31.8	-32	1.82	36.03	54	-17.97	-	-	-	-	359	297	V
* 3.687	43	PK1	33	-29.9	0	46.1	-	-	74	-27.9	-	-	0	235	V
* 3.687	33.66	AD1	33	-29.9	1.82	38.58	54	-15.42	-	-	-	-	0	235	V
* 11.994	35.95	PK1	39.1	-23.4	0	51.65	-	-	74	-22.35	-	-	0	235	H
* 11.995	25	AD1	39.1	-23.4	1.82	42.52	54	-11.48	-	-	-	-	0	235	H

* - indicates frequency in CFR15.205/IC7.2.2 Restricted Band

PK1 - KDB789033 Method: Peak

AD1 - KDB789033 Method: AD Primary Power Average

This report shall not be reproduced except in full, without the written approval of UL Verification Services Inc. .

10.4. 5.8 GHz

10.4.1. TX ABOVE 1 GHz 802.11a SISO MODE IN THE 5.8 GHz BAND (Chain 0)

RESTRICTED BANDEDGE (LOW CHANNEL)

HORIZONTAL PEAK AND AVERAGE PLOT

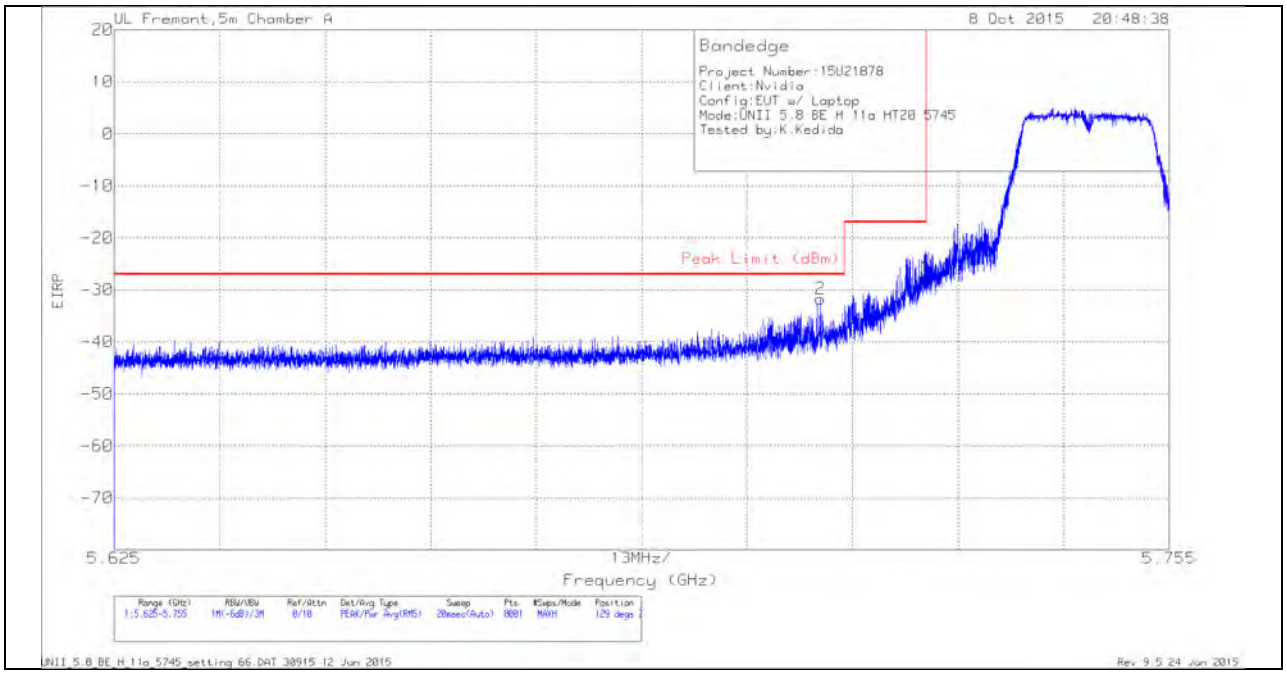

HORIZONTAL DATA

Marker	Frequency (GHz)	Meter Reading (dBm)	Det	AF T136 (dB/m)	Amp/Cbl/Filtr/Pad (dB)	Conversion Factor (dB)	Corrected Reading EIRP	Peak Limit (dBm)	PK Margin (dB)	Azimuth (Degs)	Height (cm)	Polarity
2	5.712	-58.3	Pk	34.7	-19.9	11.8	-31.7	-27	-4.7	129	278	H
1	5.725	-54.31	Pk	34.7	-19.8	11.8	-27.61	-17	-10.61	129	278	H

Pk - Peak detector

This report shall not be reproduced except in full, without the written approval of UL Verification Services Inc. .

VERTICAL PEAK AND AVERAGE PLOT

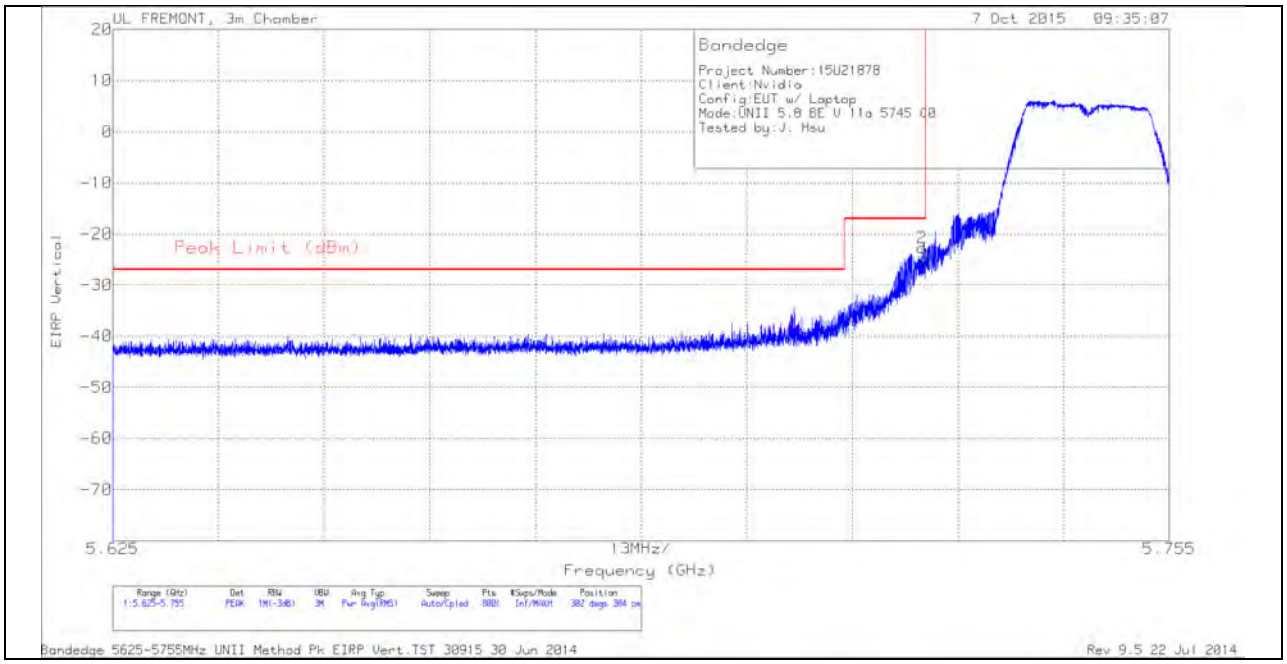

VERTICAL DATA

Marker	Frequency (GHz)	Meter Reading (dBm)	Det	AF T119 (dB/m)	Amp/Cbl/ Fltr/Pad (dB)	Conversion Factor (dB)	DC Corr (dB)	Corrected Reading EIRP	Peak Limit (dBm)	PK Margin (dB)	Azimuth (Degs)	Height (cm)	Polarity
1	5.725	-51.3	PK	34.8	-20.3	11.8	0	-25	-17	-8	302	304	V
2	5.725	-49.01	PK	34.8	-20.3	11.8	0	-22.71	-17	-5.71	302	304	V

PK - Peak detector

This report shall not be reproduced except in full, without the written approval of UL Verification Services Inc. .

AUTHORIZED BANDEDGE (HIGH CHANNEL)

HORIZONTAL PEAK AND AVERAGE PLOT

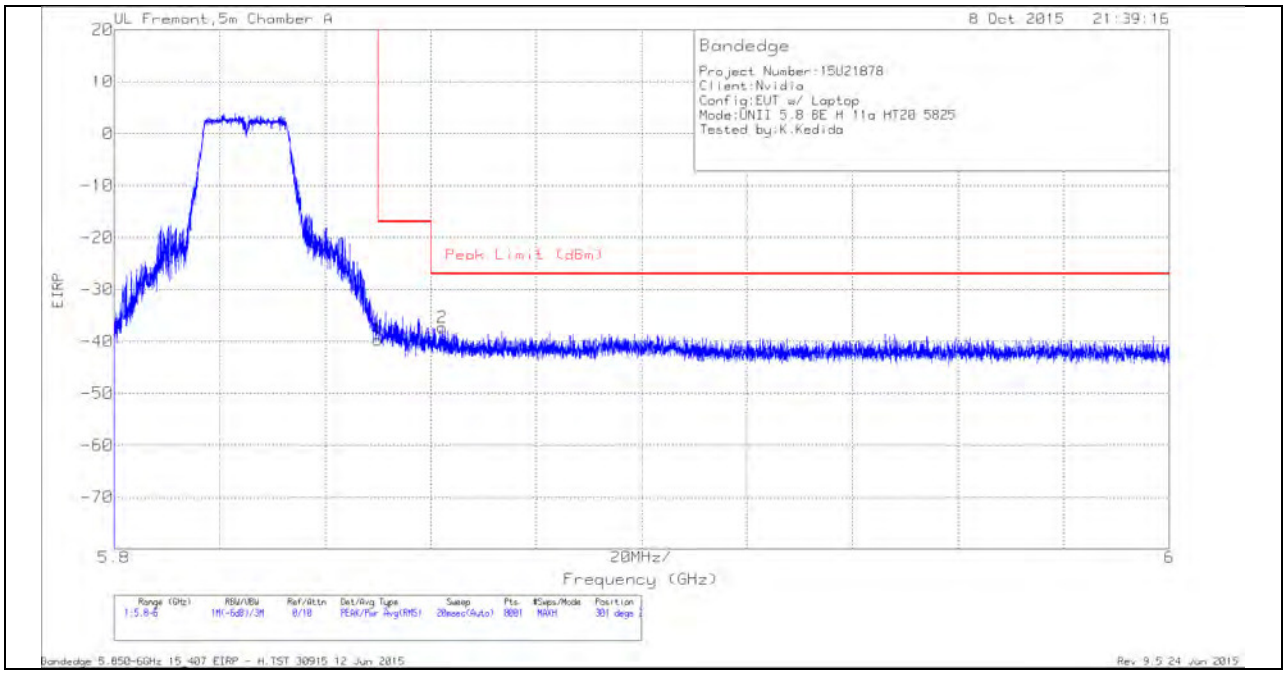

HORIZONTAL DATA

Marker	Frequency (GHz)	Meter Reading (dBm)	Det	AF T136 (dB/m)	Amp/Cbl/Filtr/Pad (dB)	Conversion Factor (dB)	Corrected Reading EIRP	Peak Limit (dBm)	PK Margin (dB)	Azimuth (Degs)	Height (cm)	Polarity
1	5.85	-67.27	Pk	35.1	-19.3	11.8	-39.67	-17	-22.67	301	250	H
2	5.862	-64.9	Pk	35.1	-19.3	11.8	-37.3	-27	-10.3	301	250	H

Pk - Peak detector

This report shall not be reproduced except in full, without the written approval of UL Verification Services Inc. .

VERTICAL PEAK AND AVERAGE PLOT

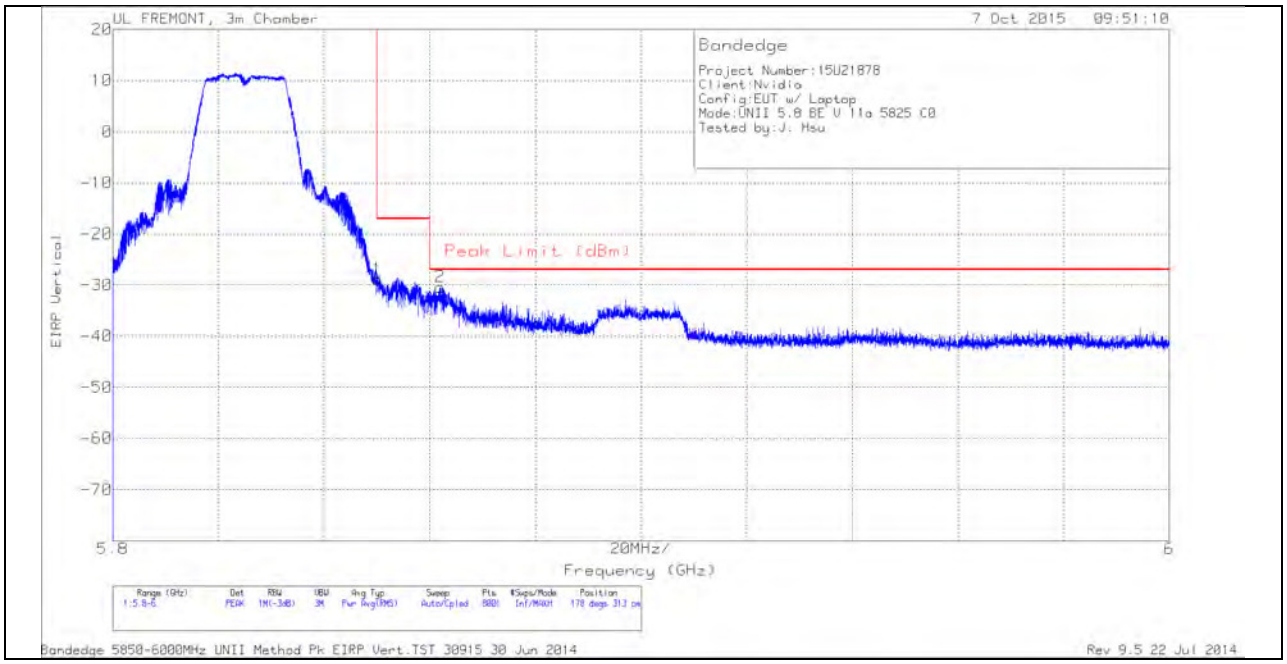

VERTICAL DATA

Marker	Frequency (GHz)	Meter Reading (dBm)	Det	AF T119 (dB/m)	Amp/Cbl/Filtr/Pad (dB)	Conversion Factor (dB)	Corrected Reading EIRP	Peak Limit (dBm)	PK Margin (dB)	Azimuth (Degs)	Height (cm)	Polarity
1	5.85	-54.97	PK	34.9	-20.6	11.8	-28.87	-17	-11.87	178	313	V
2	5.862	-56.58	PK	34.9	-20.5	11.8	-30.38	-27	-3.38	178	313	V

PK - Peak detector

This report shall not be reproduced except in full, without the written approval of UL Verification Services Inc. .

HARMONICS AND SPURIOUS EMISSIONS

LOW CHANNEL HORIZONTAL

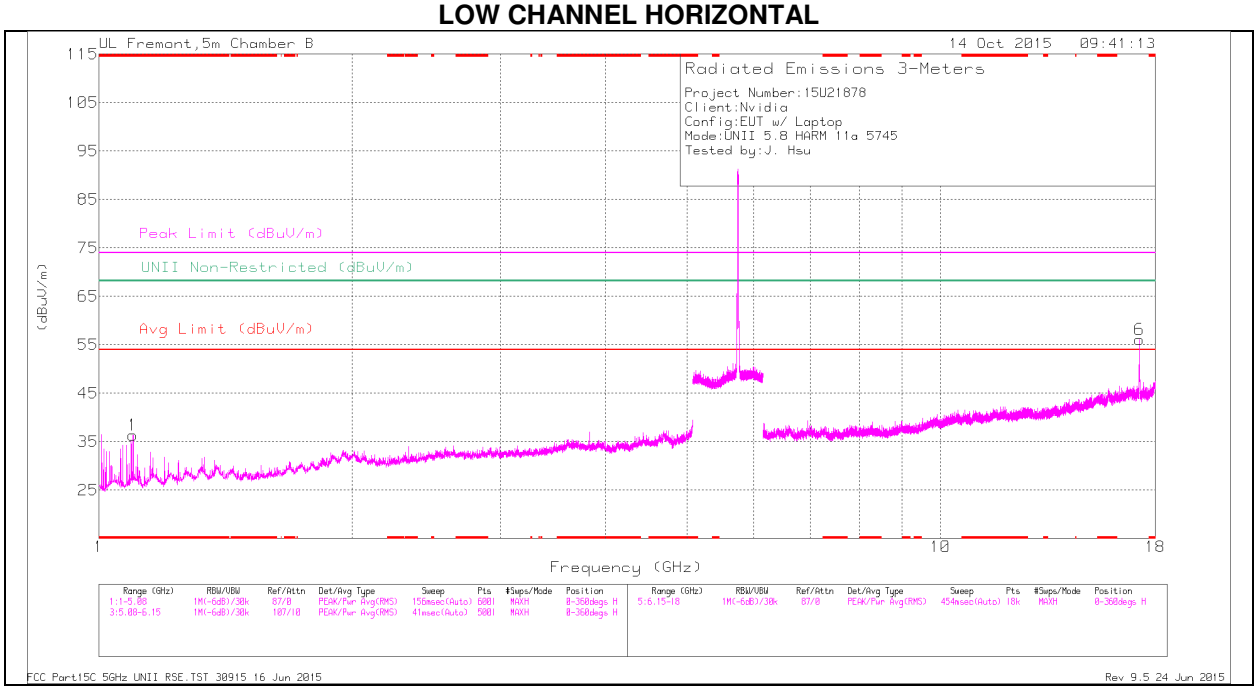

Note: Emission was scanned up to 40GHz; No emissions were detected above the noise floor which was at least 20dB below the specification limit.

This report shall not be reproduced except in full, without the written approval of UL Verification Services Inc. .

LOW CHANNEL VERTICAL

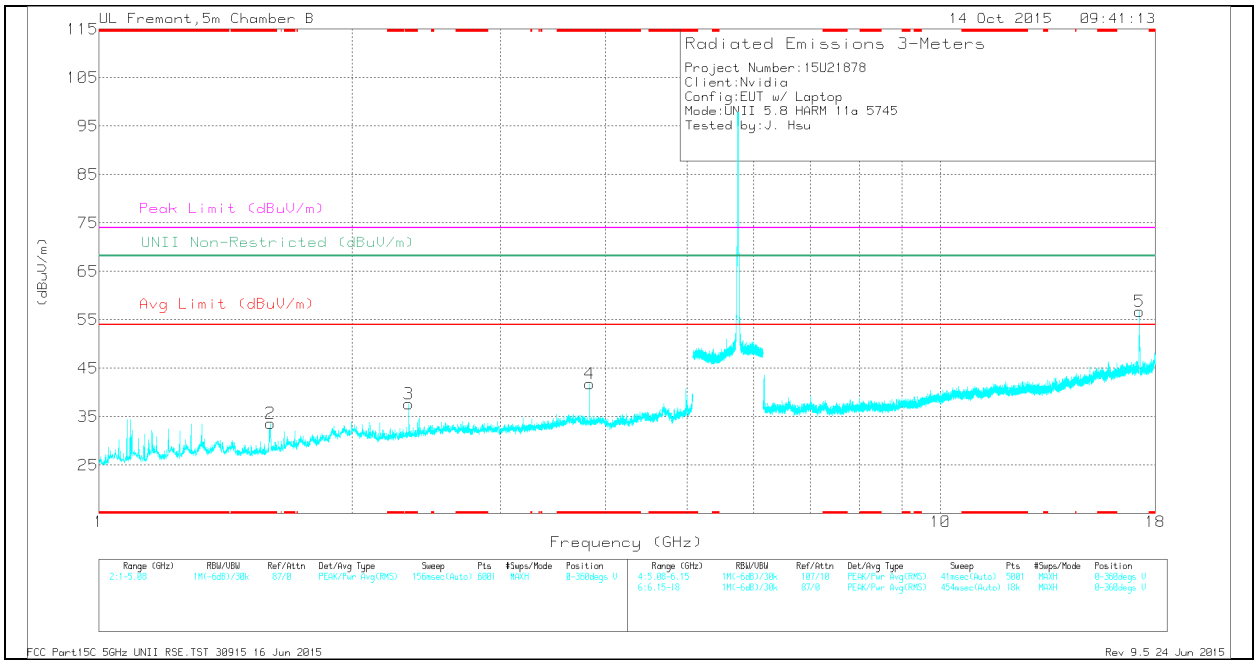

Note: Emission was scanned up to 40GHz; No emissions were detected above the noise floor which was at least 20dB below the specification limit.

This report shall not be reproduced except in full, without the written approval of UL Verification Services Inc. .

LOW CHANNEL DATA

TRACE MARKERS

Marker	Frequency (GHz)	Meter Reading (dBuV)	Det	AF T345 (dB/m)	Amp/Cbl/ Fltr/Pad (dB)	DC Corr (dB)	Corrected Reading (dBuV/m)	Avg Limit (dBuV/m)	Margin (dB)	Peak Limit (dBuV/m)	PK Margin (dB)	UNII Non-Restricted (dBuV/m)	PK Margin (dB)	Azimuth (Degs)	Height (cm)	Polarity
1	* 1.098	44.25	Pk	27.6	-35.5	0	36.35	-	-	74	-37.65	-	-	0-360	101	H
2	* 1.599	39.94	Pk	28.8	-35.1	0	33.64	-	-	74	-40.36	-	-	0-360	200	V
3	* 2.335	40	Pk	31.7	-34.1	0	37.6	-	-	74	-36.4	-	-	0-360	200	V
4	* 3.83	41.36	Pk	33.4	-33	0	41.76	-	-	74	-32.24	-	-	0-360	200	V
5	17.229	37.31	Pk	41.1	-21.7	0	56.71	-	-	-	-	68.2	-11.49	0-360	199	V
6	17.234	36.71	Pk	41.1	-21.7	0	56.11	-	-	-	-	68.2	-12.09	0-360	199	H

* - indicates frequency in CFR15.205/IC7.2.2 Restricted Band

Pk - Peak detector

RADIATED EMISSIONS

Frequency (GHz)	Meter Reading (dBuV)	Det	AF T345 (dB/m)	Amp/Cbl/Fl tr/Pad (dB)	DC Corr (dB)	Corrected Reading (dBuV/m)	Avg Limit (dBuV/m)	Margin (dB)	Peak Limit (dBuV/m)	PK Margin (dB)	UNII Non-Restricted (dBuV/m)	PK Margin (dB)	Azimuth (Degs)	Height (cm)	Polarity
* 1.096	52.91	PK-U	27.6	-35.6	0	44.91	-	-	74	-29.09	-	-	0	101	H
* 1.096	32.91	ADR	27.6	-35.6	.29	25.2	54	-28.8	-	-	-	-	0	101	H
* 1.6	46.8	PK-U	28.8	-35.1	0	40.5	-	-	74	-33.5	-	-	0	101	V
* 1.6	32.33	ADR	28.8	-35.1	.29	26.32	54	-27.68	-	-	-	-	0	101	V
* 2.335	47.31	PK-U	31.7	-34.1	0	44.91	-	-	74	-29.09	-	-	306	233	V
* 2.335	39.31	ADR	31.7	-34.1	.29	37.2	54	-16.8	-	-	-	-	306	233	V
* 3.83	47.02	PK-U	33.4	-33	0	47.42	-	-	74	-26.58	-	-	251	238	V
* 3.83	41.96	ADR	33.4	-33	.29	42.65	54	-11.35	-	-	-	-	251	238	V
17.232	31.6	ADR	41.1	-21.7	.29	51.29	-	-	-	-	-	-	185	202	H
17.232	34.29	ADR	41.1	-21.7	.29	53.98	-	-	-	-	-	-	14	196	V
17.238	45.28	PK-U	41.1	-21.6	0	64.78	-	-	-	-	68.2	-3.42	185	202	H
17.238	48.33	PK-U	41.1	-21.7	0	67.73	-	-	-	-	68.2	-.47	14	196	V

* - indicates frequency in CFR15.205/IC7.2.2 Restricted Band

PK-U - U-NII: Maximum Peak

ADR - U-NII AD primary method, RMS average

This report shall not be reproduced except in full, without the written approval of UL Verification Services Inc. .

MID CHANNEL HORIZONTAL

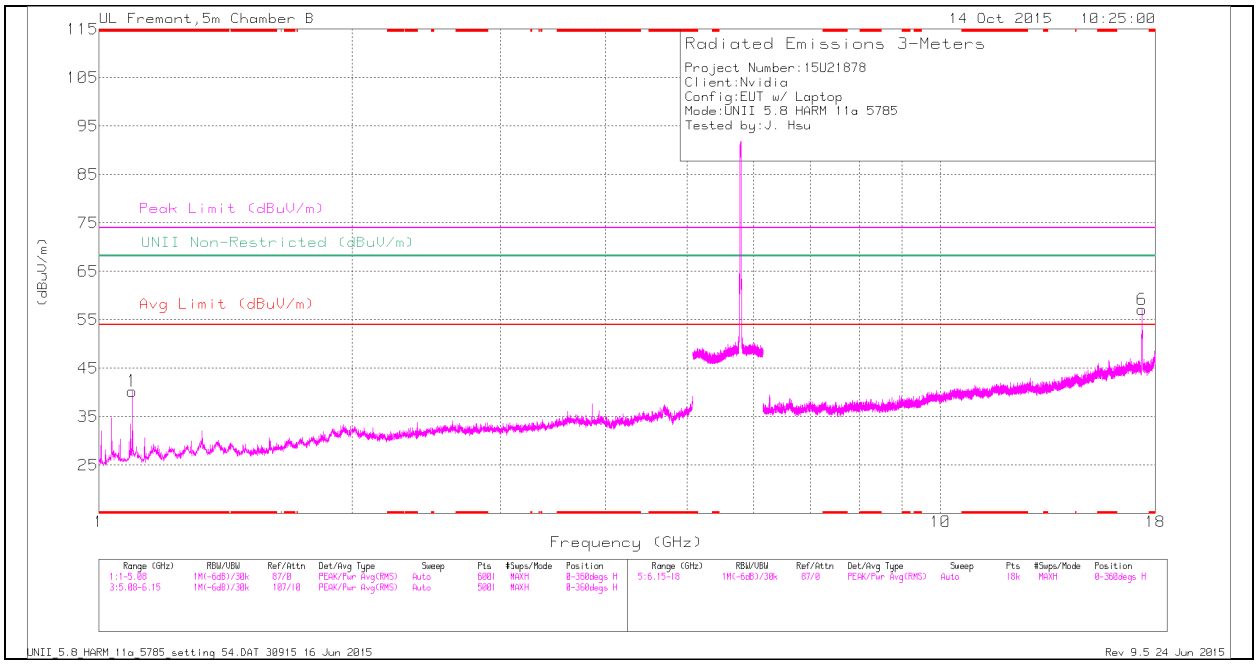

Note: Emission was scanned up to 40GHz; No emissions were detected above the noise floor which was at least 20dB below the specification limit.

This report shall not be reproduced except in full, without the written approval of UL Verification Services Inc. .

MID CHANNEL VERTICAL

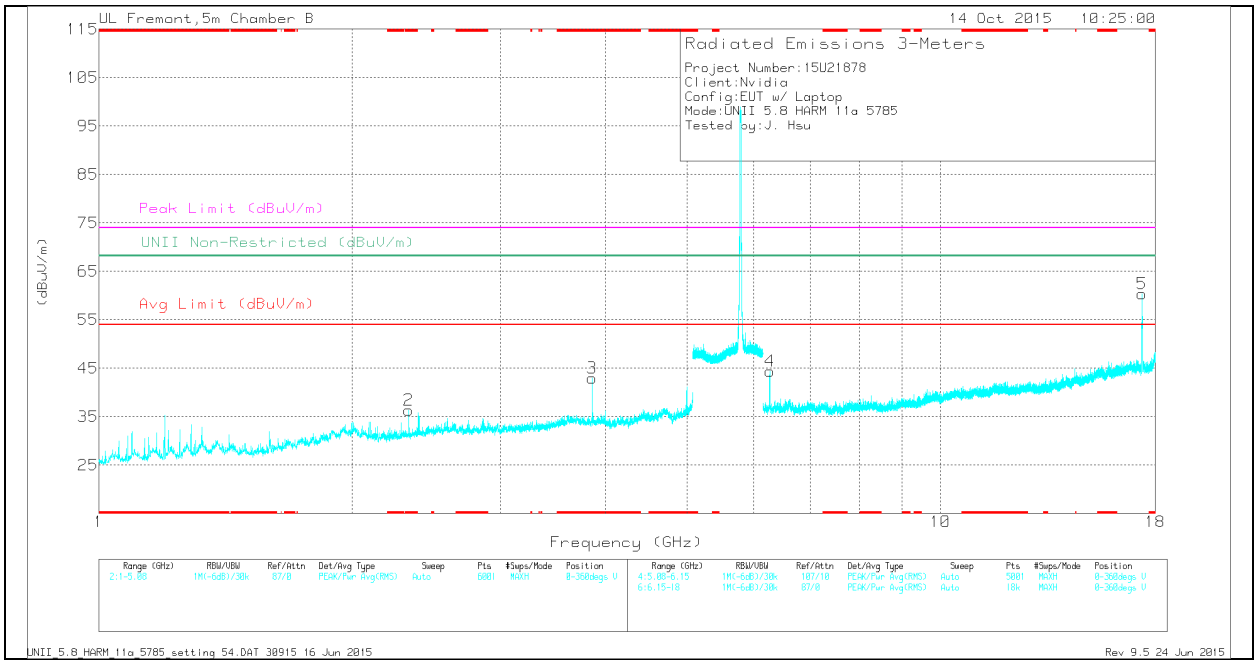

Note: Emission was scanned up to 40GHz; No emissions were detected above the noise floor which was at least 20dB below the specification limit.

This report shall not be reproduced except in full, without the written approval of UL Verification Services Inc. .

MID CHANNEL DATA

TRACE MARKERS

Marker	Frequency (GHz)	Meter Reading (dBuV)	Det	AF T345 (dB/m)	Amp/Cbl/ Fltr/Pad (dB)	DC Corr (dB)	Corrected Reading (dBuV/m)	Avg Limit (dBuV/m)	Margin (dB)	Peak Limit (dBuV/m)	PK Margin (dB)	UNII Non-Restricted (dBuV/m)	PK Margin (dB)	Azimuth (Degs)	Height (cm)	Polarity
1	* 1.095	48.31	Pk	27.6	-35.6	0	40.31	-	-	74	-33.69	-	-	0-360	101	H
2	* 2.335	38.72	Pk	31.7	-34.1	0	36.32	-	-	74	-37.68	-	-	0-360	199	V
3	* 3.857	42.52	Pk	33.4	-32.9	0	43.02	-	-	74	-30.98	-	-	0-360	199	V
4	6.268	40.45	Pk	35.5	-31.6	0	44.35	-	-	-	-	68.2	-23.85	0-360	199	V
6	17.357	37.37	Pk	40.8	-21.1	0	57.07	-	-	-	-	68.2	-11.13	0-360	199	H
5	17.361	40.56	Pk	40.8	-21	0	60.36	-	-	-	-	68.2	-7.84	0-360	199	V

* - indicates frequency in CFR15.205/IC7.2.2 Restricted Band

Pk - Peak detector

RADIATED EMISSIONS

Frequency (GHz)	Meter Reading (dBuV)	Det	AF T345 (dB/m)	Amp/Cbl/Fl tr/Pad (dB)	DC Corr (dB)	Corrected Reading (dBuV/m)	Avg Limit (dBuV/m)	Margin (dB)	Peak Limit (dBuV/m)	PK Margin (dB)	UNII Non-Restricted (dBuV/m)	PK Margin (dB)	Azimuth (Degs)	Height (cm)	Polarity
* 1.096	53.38	PK-U	27.6	-35.6	0	45.38	-	-	74	-28.62	-	-	1	101	H
* 1.095	33.46	ADR	27.6	-35.6	.29	25.75	54	-28.25	-	-	-	-	1	101	H
* 2.335	46.55	PK-U	31.7	-34.1	0	44.15	-	-	74	-29.85	-	-	310	305	V
* 2.335	37.73	ADR	31.7	-34.1	.29	35.62	54	-18.38	-	-	-	-	310	305	V
* 3.857	47.03	PK-U	33.4	-32.9	0	47.53	-	-	74	-26.47	-	-	247	333	V
* 3.857	41.3	ADR	33.4	-32.9	.29	42.09	54	-11.91	-	-	-	-	247	333	V
6.262	38.63	ADR	35.5	-31.5	.29	42.92	-	-	-	-	-	-	65	319	V
6.263	48.37	PK-U	35.5	-31.5	0	52.37	-	-	-	-	68.2	-15.83	65	319	V
17.352	34.79	ADR	40.8	-21.3	.29	54.58	-	-	-	-	-	-	252	201	V
17.356	33.91	ADR	40.8	-21.2	.29	53.8	-	-	-	-	-	-	122	326	H
17.358	48.11	PK-U	40.8	-21.1	0	67.81	-	-	-	-	68.2	-.39	122	326	H
17.358	48.02	PK-U	40.8	-21.1	0	67.72	-	-	-	-	68.2	-.48	252	201	V

* - indicates frequency in CFR15.205/IC7.2.2 Restricted Band

PK-U - U-NII: Maximum Peak

ADR - U-NII AD primary method, RMS average

This report shall not be reproduced except in full, without the written approval of UL Verification Services Inc. .

HIGH CHANNEL HORIZONTAL

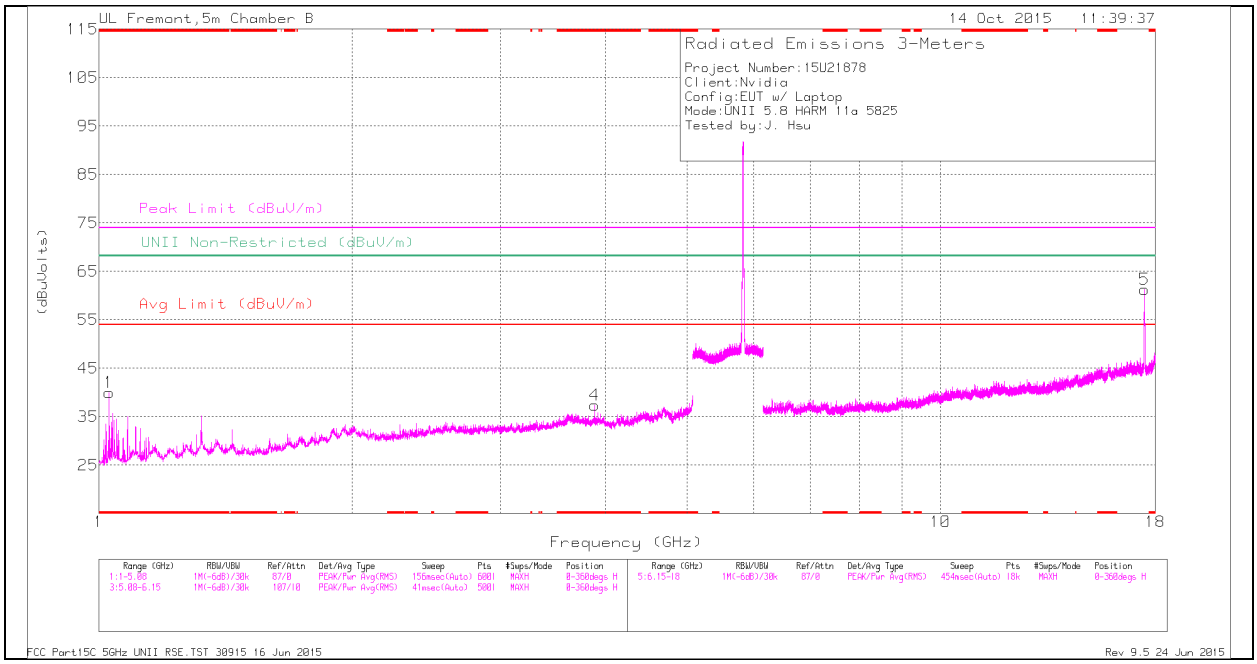

Note: Emission was scanned up to 40GHz; No emissions were detected above the noise floor which was at least 20dB below the specification limit.

This report shall not be reproduced except in full, without the written approval of UL Verification Services Inc. .

HIGH CHANNEL VERTICAL

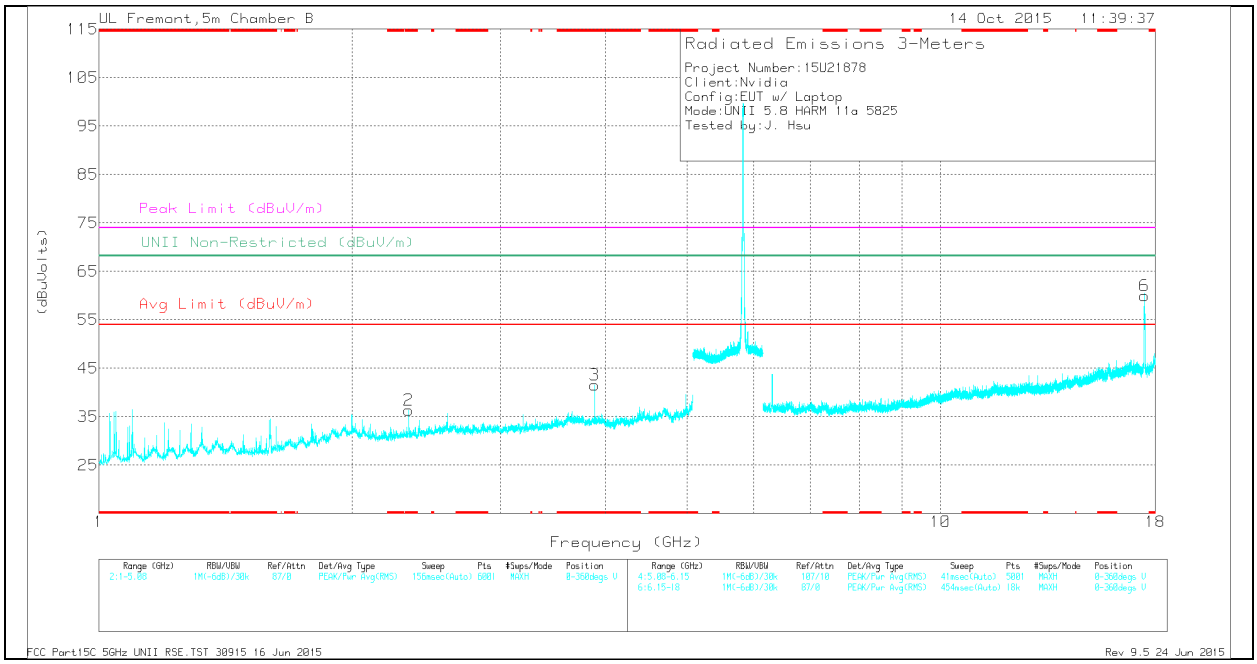

Note: Emission was scanned up to 40GHz; No emissions were detected above the noise floor which was at least 20dB below the specification limit.

This report shall not be reproduced except in full, without the written approval of UL Verification Services Inc. .

HIGH CHANNEL DATA

TRACE MARKERS

Marker	Frequency (GHz)	Meter Reading (dBuV)	Det	AF T345 (dB/m)	Amp/Cbl/ Fltr/Pad (dB)	DC Corr (dB)	Corrected Reading (dBuVolts)	Avg Limit (dBuV/m)	Margin (dB)	Peak Limit (dBuV/m)	PK Margin (dB)	UNII Non-Restricted (dBuV/m)	PK Margin (dB)	Azimuth (Degs)	Height (cm)	Polarity
1	* 1.029	48.6	Pk	27.4	-36	0	40	-	-	74	-34	-	-	0-360	199	H
4	* 3.883	36.5	Pk	33.5	-32.6	0	37.4	-	-	74	-36.6	-	-	0-360	101	H
2	* 2.335	38.76	Pk	31.7	-34.1	0	36.36	-	-	74	-37.64	-	-	0-360	199	V
3	* 3.883	40.6	Pk	33.5	-32.6	0	41.5	-	-	74	-32.5	-	-	0-360	199	V
6	17.473	40.38	Pk	40.7	-21.1	0	59.98	-	-	-	-	68.2	-8.22	0-360	199	V
5	17.475	41.72	Pk	40.7	-21.1	0	61.32	-	-	-	-	68.2	-6.88	0-360	199	H

* - indicates frequency in CFR15.205/IC7.2.2 Restricted Band

Pk - Peak detector

RADIATED EMISSIONS

Frequency (GHz)	Meter Reading (dBuV)	Det	AF T345 (dB/m)	Amp/Cbl/Fl tr/Pad (dB)	DC Corr (dB)	Corrected Reading (dBuVolts)	Avg Limit (dBuV/m)	Margin (dB)	Peak Limit (dBuV/m)	PK Margin (dB)	UNII Non-Restricted (dBuV/m)	PK Margin (dB)	Azimuth (Degs)	Height (cm)	Polarity
* 1.029	62.41	PK-U	27.4	-36	0	53.81	-	-	74	-20.19	-	-	79	199	H
* 1.028	33.26	ADR	27.4	-36	.29	24.95	54	-29.05	-	-	-	-	79	199	H
* 3.885	41.69	PK-U	33.5	-32.6	0	42.59	-	-	74	-31.41	-	-	79	199	H
* 3.883	31.29	ADR	33.5	-32.6	.29	32.48	54	-21.52	-	-	-	-	79	199	H
* 2.335	47.3	PK-U	31.7	-34.1	0	44.9	-	-	74	-29.1	-	-	306	232	V
* 2.335	38.86	ADR	31.7	-34.1	.29	36.75	54	-17.25	-	-	-	-	306	232	V
* 3.884	47.31	PK-U	33.5	-32.6	0	48.21	-	-	74	-25.79	-	-	152	338	V
* 3.883	42.56	ADR	33.5	-32.6	.29	43.75	54	-10.25	-	-	-	-	152	338	V
17.472	34.79	ADR	40.7	-21.1	.29	54.68	-	-	-	-	-	-	13	263	H
17.472	33.99	ADR	40.7	-21.1	.29	53.88	-	-	-	-	-	-	27	205	V
17.478	48.4	PK-U	40.7	-21.1	0	68	-	-	-	-	68.2	-.2	13	263	H
17.478	48.03	PK-U	40.7	-21.1	0	67.63	-	-	-	-	68.2	-.57	27	205	V

* - indicates frequency in CFR15.205/IC7.2.2 Restricted Band

PK-U - U-NII: Maximum Peak

ADR - U-NII AD primary method, RMS average

This report shall not be reproduced except in full, without the written approval of UL Verification Services Inc. .

10.4.2. TX ABOVE 1 GHz 802.11a SISO MODE IN THE 5.8 GHz BAND (Chain 1)

RESTRICTED BANDEDGE (LOW CHANNEL)

HORIZONTAL PEAK AND AVERAGE PLOT

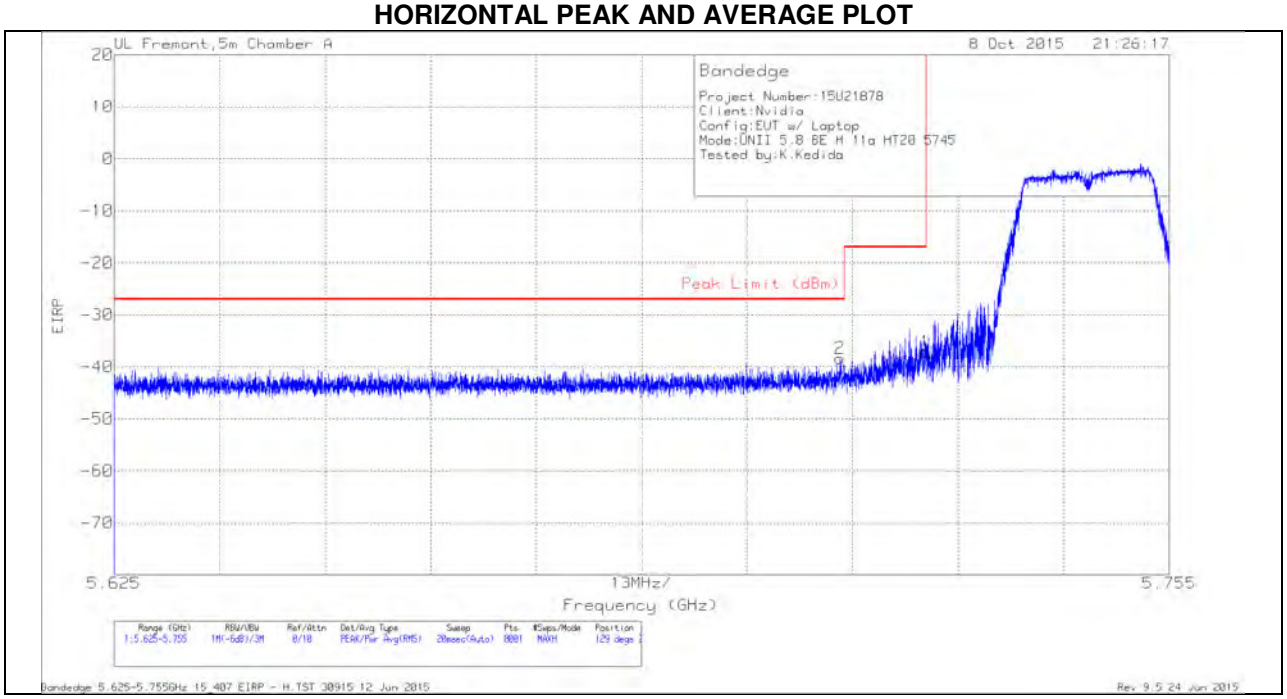

HORIZONTAL DATA

Marker	Frequency (GHz)	Meter Reading (dBm)	Det	AF T136 (dB/m)	Amp/Cbl/Fltr/Pad (dB)	Conversion Factor (dB)	Corrected Reading EIRP	Peak Limit (dBm)	PK Margin (dB)	Azimuth (Degs)	Height (cm)	Polarity
2	5.714	-65.05	Pk	34.7	-19.8	11.8	-38.35	-27	-11.35	129	278	H
1	5.725	-63.82	Pk	34.7	-19.8	11.8	-37.12	-17	-20.12	129	278	H

Pk - Peak detector

This report shall not be reproduced except in full, without the written approval of UL Verification Services Inc. .

VERTICAL PEAK AND AVERAGE PLOT

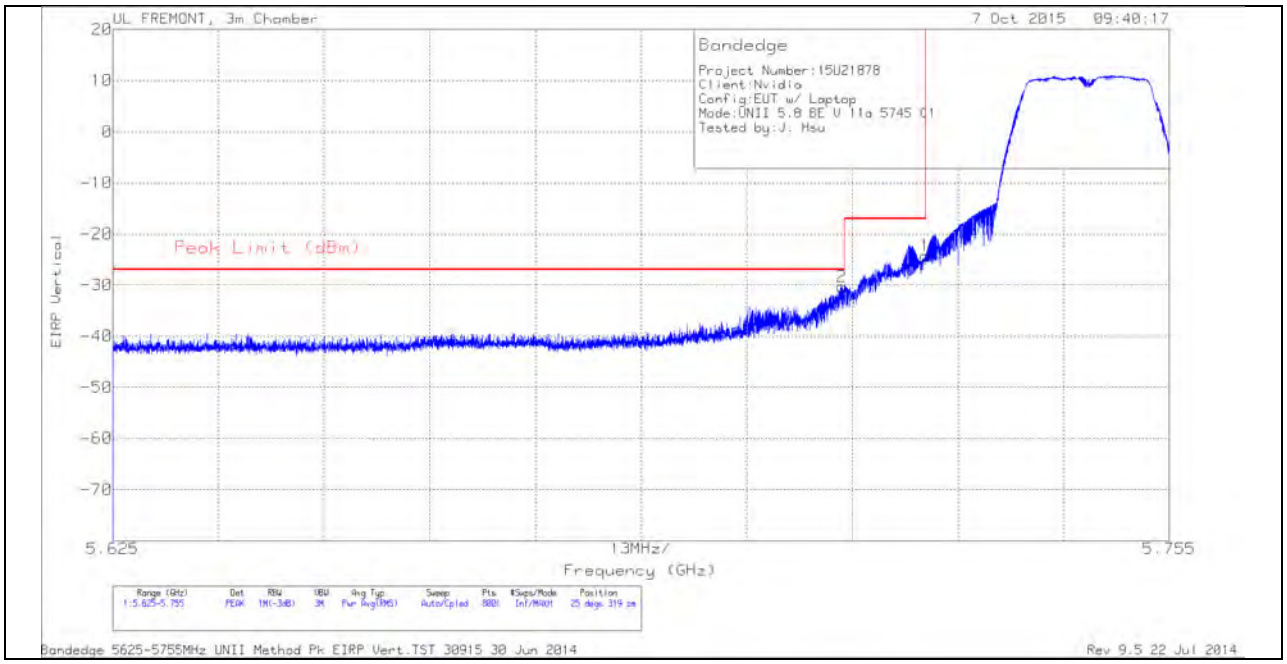

VERTICAL DATA

Marker	Frequency (GHz)	Meter Reading (dBm)	Det	AF T119 (dB/m)	Amp/Cbl/ Fltr/Pad (dB)	Conversion Factor (dB)	DC Corr (dB)	Corrected Reading EIRP	Peak Limit (dBm)	PK Margin (dB)	Azimuth (Degs)	Height (cm)	Polarity
2	5.715	-56.67	PK	34.8	-20.3	11.8	0	-30.37	-27	-3.37	25	319	V
1	5.725	-50.61	PK	34.8	-20.3	11.8	0	-24.31	-17	-7.31	25	319	V

PK - Peak detector

This report shall not be reproduced except in full, without the written approval of UL Verification Services Inc. .

AUTHORIZED BANDEDGE (HIGH CHANNEL)

HORIZONTAL PEAK AND AVERAGE PLOT

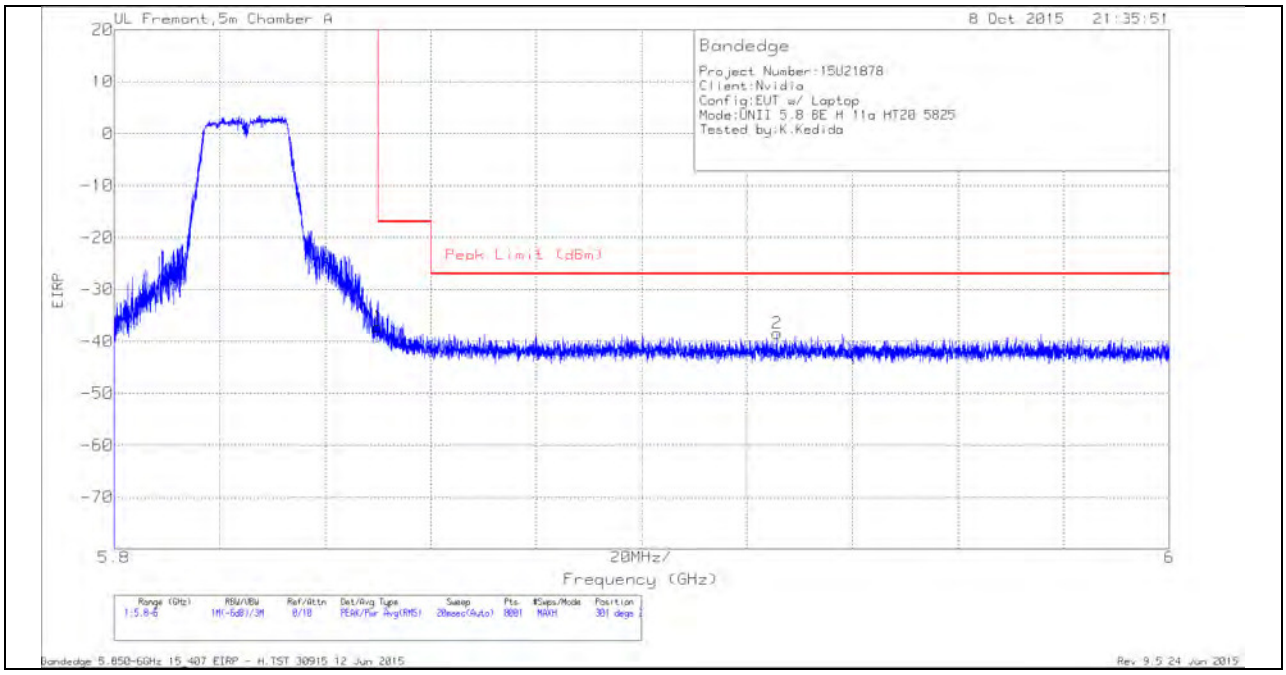

HORIZONTAL DATA

Marker	Frequency (GHz)	Meter Reading (dBm)	Det	AF T136 (dB/m)	Amp/Cbl/Filtr/Pad (dB)	Conversion Factor (dB)	Corrected Reading EIRP	Peak Limit (dBm)	PK Margin (dB)	Azimuth (Degs)	Height (cm)	Polarity
1	5.85	-64.77	Pk	35.1	-19.3	11.8	-37.17	-17	-20.17	301	250	H
2	5.926	-66.15	Pk	35.2	-19.3	11.8	-38.45	-27	-11.45	301	250	H

Pk - Peak detector

This report shall not be reproduced except in full, without the written approval of UL Verification Services Inc. .

VERTICAL PEAK AND AVERAGE PLOT

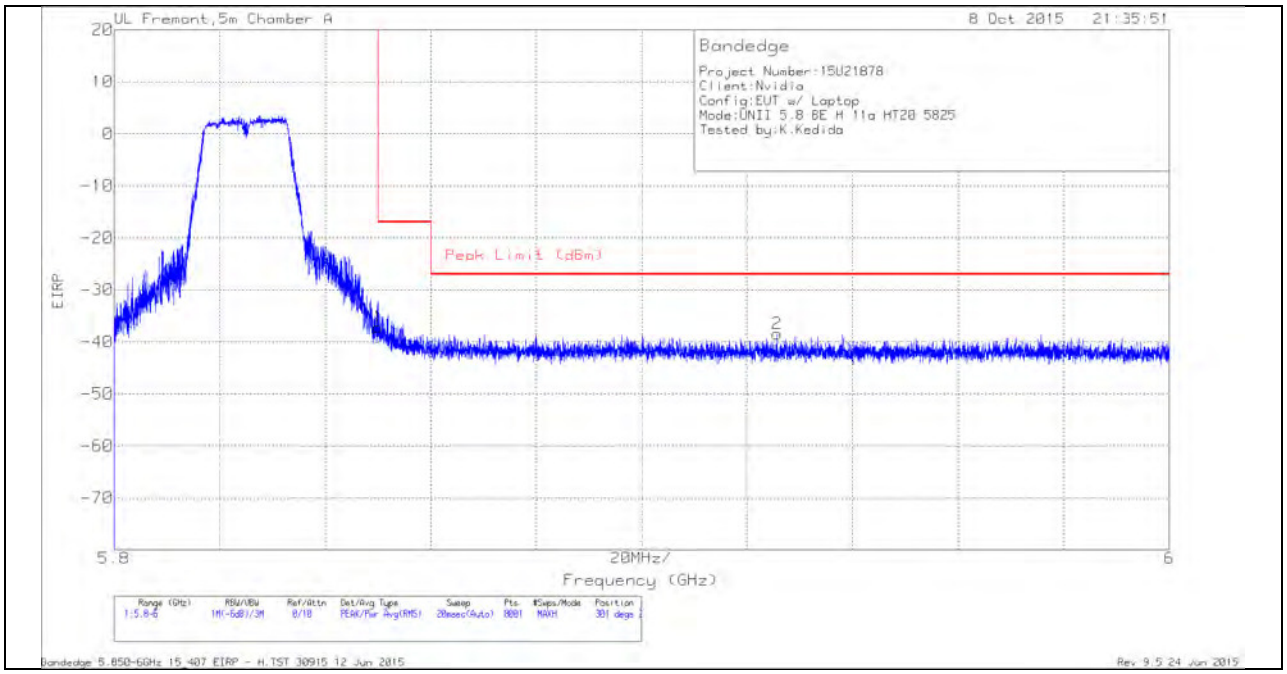

VERTICAL DATA

Marker	Frequency (GHz)	Meter Reading (dBm)	Det	AF T136 (dB/m)	Amp/Cbl/Fltr/Pad (dB)	Conversion Factor (dB)	Corrected Reading EIRP	Peak Limit (dBm)	PK Margin (dB)	Azimuth (Degs)	Height (cm)	Polarity
1	5.85	-64.77	Pk	35.1	-19.3	11.8	-37.17	-17	-20.17	301	250	H
2	5.926	-66.15	Pk	35.2	-19.3	11.8	-38.45	-27	-11.45	301	250	H

Pk - Peak detector

This report shall not be reproduced except in full, without the written approval of UL Verification Services Inc. .

HARMONICS AND SPURIOUS EMISSIONS

LOW CHANNEL HORIZONTAL

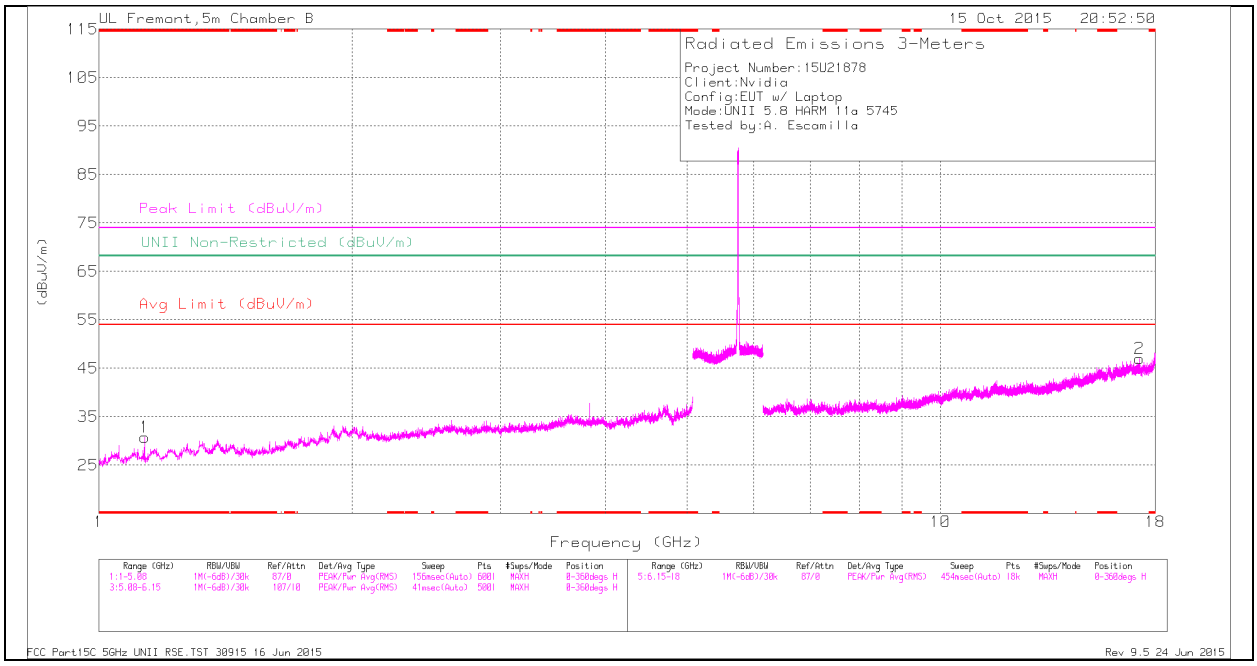

Note: Emission was scanned up to 40GHz; No emissions were detected above the noise floor which was at least 20dB below the specification limit.

This report shall not be reproduced except in full, without the written approval of UL Verification Services Inc. .

LOW CHANNEL VERTICAL

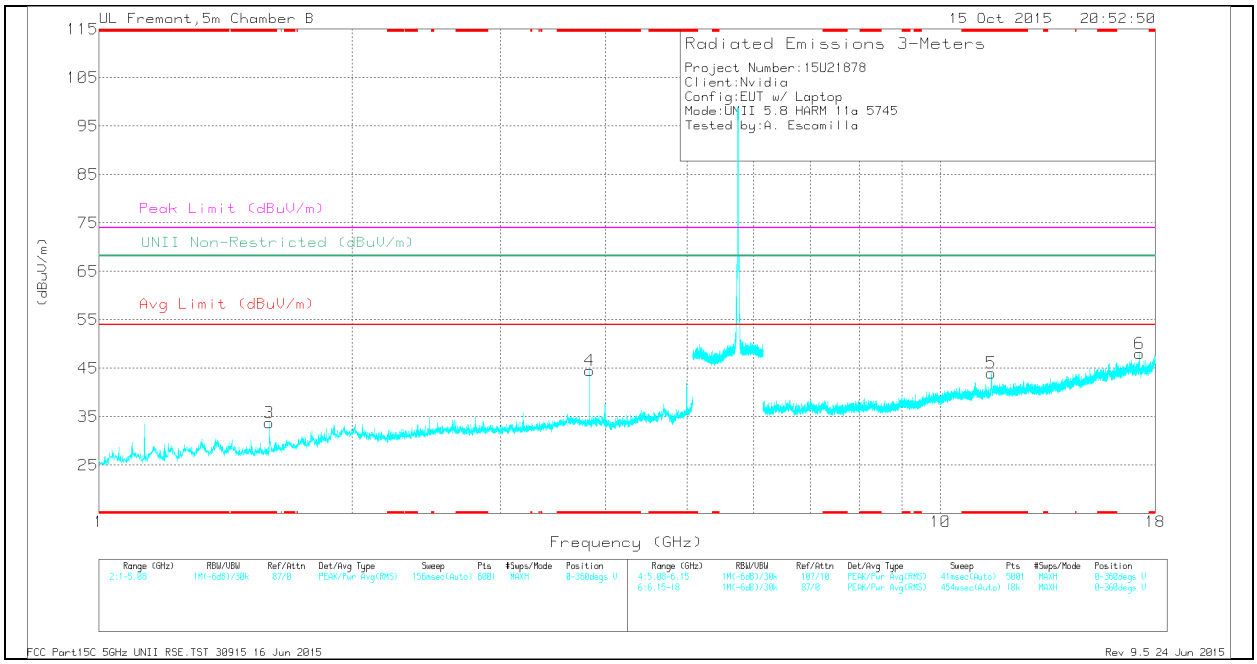

Note: Emission was scanned up to 40GHz; No emissions were detected above the noise floor which was at least 20dB below the specification limit.

This report shall not be reproduced except in full, without the written approval of UL Verification Services Inc. .

LOW CHANNEL DATA

TRACE MARKERS

Marker	Frequency (GHz)	Meter Reading (dBuV)	Det	AF T345 (dB/m)	Amp/Cbl/ Fltr/Pad (dB)	DC Corr (dB)	Corrected Reading (dBuV/m)	Avg Limit (dBuV/m)	Margin (dB)	Peak Limit (dBuV/m)	PK Margin (dB)	UNII Non-Restricted (dBuV/m)	PK Margin (dB)	Azimuth (Degs)	Height (cm)	Polarity
1	* 1.133	38.41	Pk	27.9	-35.5	0	30.81	-	-	74	-43.19	-	-	0-360	101	H
3	* 1.593	40.29	Pk	28.8	-35.3	0	33.79	-	-	74	-40.21	-	-	0-360	101	V
5	* 11.487	31.2	Pk	38.2	-25.4	0	44	-	-	74	-30	-	-	0-360	199	V
4	* 3.83	44.12	Pk	33.4	-33	0	44.52	-	-	74	-29.48	-	-	0-360	101	V
6	17.233	28.6	Pk	41.1	-21.7	0	48	-	-	-	-	68.2	-20.2	0-360	199	V
2	17.236	27.61	Pk	41.1	-21.7	0	47.01	-	-	-	-	68.2	-21.19	0-360	199	H

* - indicates frequency in CFR15.205/IC7.2.2 Restricted Band

Pk - Peak detector

RADIATED EMISSIONS

Frequency (GHz)	Meter Reading (dBuV)	Det	AF T345 (dB/m)	Amp/Cbl/Fl tr/Pad (dB)	DC Corr (dB)	Corrected Reading (dBuV/m)	Avg Limit (dBuV/m)	Margin (dB)	Peak Limit (dBuV/m)	PK Margin (dB)	UNII Non-Restricted (dBuV/m)	PK Margin (dB)	Azimuth (Degs)	Height (cm)	Polarity
* 1.133	45.18	PK-U	27.9	-35.5	0	37.58	-	-	74	-36.42	-	-	118	299	H
* 1.133	36.85	ADR	27.9	-35.5	.29	29.54	54	-24.46	-	-	-	-	118	299	H
* 1.593	48.28	PK-U	28.8	-35.3	0	41.78	-	-	74	-32.22	-	-	212	119	V
* 1.594	32.62	ADR	28.8	-35.3	.29	26.41	54	-27.59	-	-	-	-	212	119	V
* 3.83	49.03	PK-U	33.4	-33	0	49.43	-	-	74	-24.57	-	-	269	138	V
* 3.83	44.75	ADR	33.4	-33	.29	45.44	54	-8.56	-	-	-	-	269	138	V
* 11.488	44.89	PK-U	38.2	-25.4	0	57.69	-	-	74	-16.31	-	-	117	303	V
* 11.489	31.36	ADR	38.3	-25.4	.29	44.55	54	-9.45	-	-	-	-	117	303	V
17.231	27.41	ADR	41.1	-21.7	.29	47.1	-	-	-	-	-	-	75	382	V
17.232	40.08	PK-U	41.1	-21.7	0	59.48	-	-	-	-	68.2	-8.72	75	382	V
17.236	24.52	ADR	41.1	-21.7	.29	44.21	-	-	-	-	-	-	112	392	H
17.237	37.98	PK-U	41.1	-21.7	0	57.38	-	-	-	-	68.2	-10.82	112	392	H

* - indicates frequency in CFR15.205/IC7.2.2 Restricted Band

PK-U - U-NII: Maximum Peak

ADR - U-NII AD primary method, RMS average

This report shall not be reproduced except in full, without the written approval of UL Verification Services Inc. .

MID CHANNEL HORIZONTAL

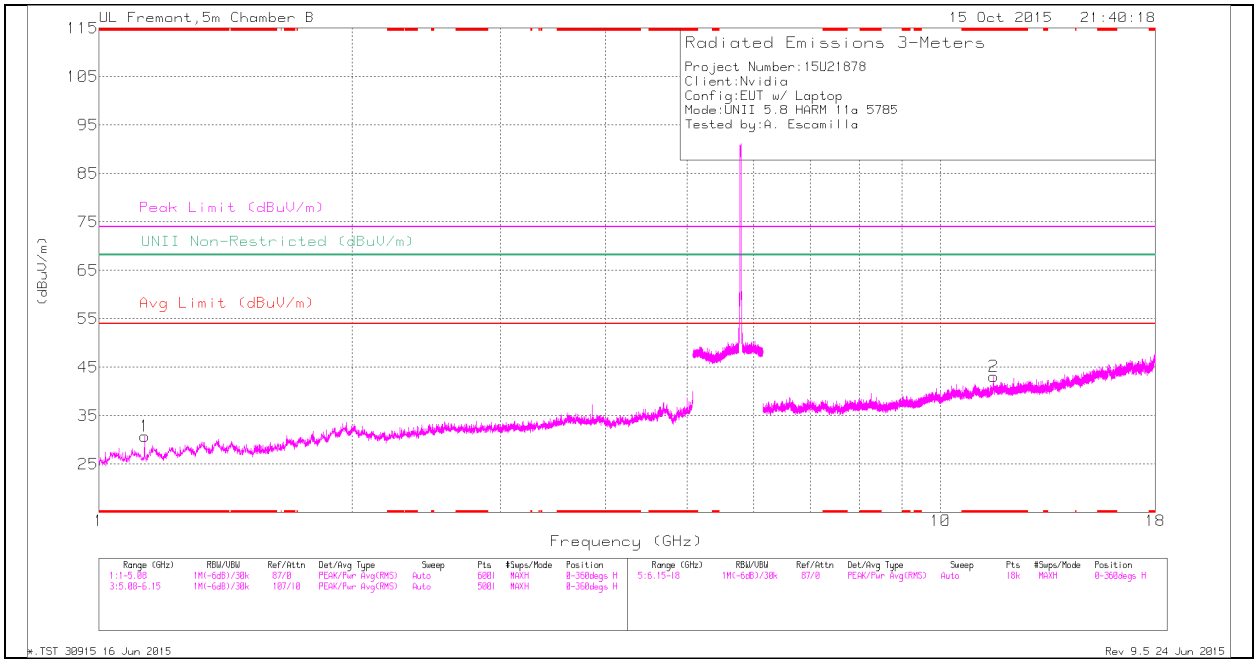

Note: Emission was scanned up to 40GHz; No emissions were detected above the noise floor which was at least 20dB below the specification limit.

This report shall not be reproduced except in full, without the written approval of UL Verification Services Inc. .

MID CHANNEL VERTICAL

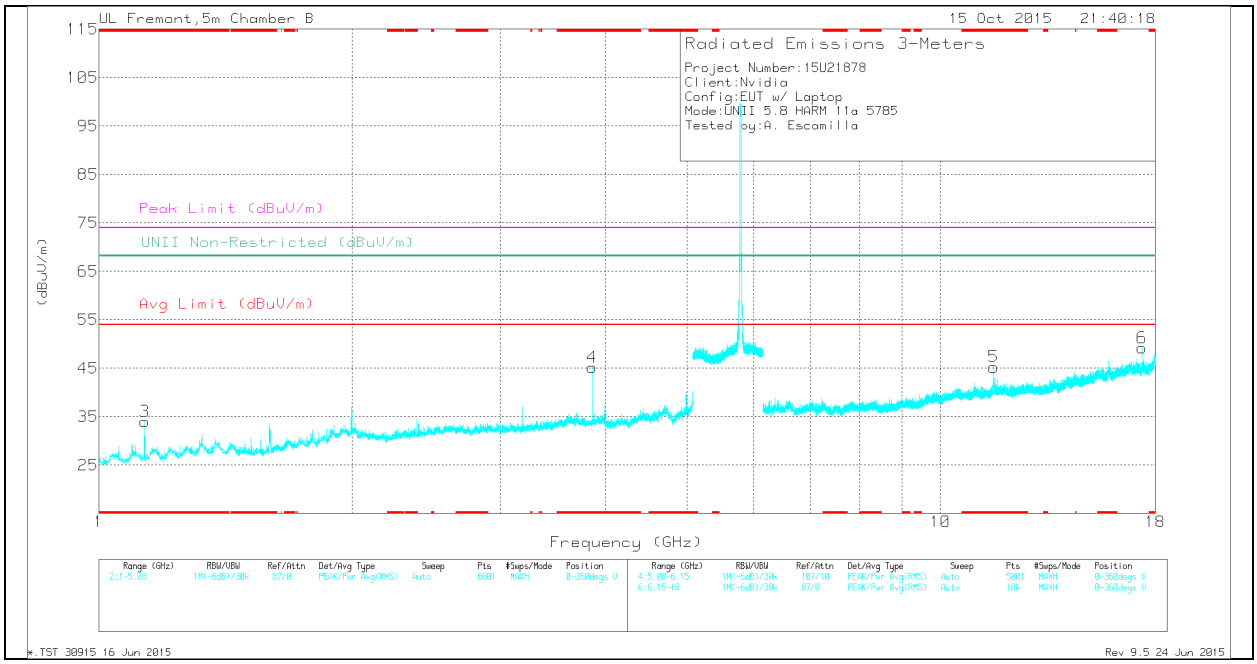

Note: Emission was scanned up to 40GHz; No emissions were detected above the noise floor which was at least 20dB below the specification limit.

This report shall not be reproduced except in full, without the written approval of UL Verification Services Inc. .

MID CHANNEL DATA

TRACE MARKERS

Marker	Frequency (GHz)	Meter Reading (dBuV)	Det	AF T345 (dB/m)	Amp/Cbl/ Fltr/Pad (dB)	DC Corr (dB)	Corrected Reading (dBuV/m)	Avg Limit (dBuV/m)	Margin (dB)	Peak Limit (dBuV/m)	PK Margin (dB)	UNII Non-Restricted (dBuV/m)	PK Margin (dB)	Azimuth (Degs)	Height (cm)	Polarity
1	* 1.133	38.4	Pk	27.9	-35.5	0	30.8	-	-	74	-43.2	-	-	0-360	101	H
3	* 1.133	41.58	Pk	27.9	-35.5	0	33.98	-	-	74	-40.02	-	-	0-360	101	V
4	* 3.857	44.7	Pk	33.4	-32.9	0	45.2	-	-	74	-28.8	-	-	0-360	200	V
2	* 11.57	29.34	Pk	38.4	-24.6	0	43.14	-	-	74	-30.86	-	-	0-360	199	H
5	* 11.572	31.45	Pk	38.4	-24.6	0	45.25	-	-	74	-28.75	-	-	0-360	199	V
6	17.359	29.5	Pk	40.8	-21.1	0	49.2	-	-	-	-	68.2	-19	0-360	199	V

* - indicates frequency in CFR15.205/IC7.2.2 Restricted Band

Pk - Peak detector

RADIATED EMISSIONS

Frequency (GHz)	Meter Reading (dBuV)	Det	AF T345 (dB/m)	Amp/Cbl/Fl tr/Pad (dB)	DC Corr (dB)	Corrected Reading (dBuV/m)	Avg Limit (dBuV/m)	Margin (dB)	Peak Limit (dBuV/m)	PK Margin (dB)	UNII Non-Restricted (dBuV/m)	PK Margin (dB)	Azimuth (Degs)	Height (cm)	Polarity
* 1.133	45.35	PK-U	27.9	-35.5	0	37.75	-	-	74	-36.25	-	-	118	299	H
* 1.133	36.93	ADR	27.9	-35.5	.29	29.62	54	-24.38	-	-	-	-	118	299	H
* 1.133	46.71	PK-U	27.9	-35.5	0	39.11	-	-	74	-34.89	-	-	19	102	V
* 1.133	40.26	ADR	27.9	-35.5	.29	32.95	54	-21.05	-	-	-	-	19	102	V
* 3.857	49.26	PK-U	33.4	-32.9	0	49.76	-	-	74	-24.24	-	-	275	182	V
* 3.857	45.44	ADR	33.4	-32.9	.29	46.23	54	-7.77	-	-	-	-	275	182	V
* 11.569	39.97	PK-U	38.4	-24.6	0	53.77	-	-	74	-20.23	-	-	203	357	H
* 11.57	26.97	ADR	38.4	-24.6	.29	41.06	54	-12.94	-	-	-	-	203	357	H
* 11.573	43.23	PK-U	38.4	-24.5	0	57.13	-	-	74	-16.87	-	-	175	230	V
* 11.571	31.03	ADR	38.4	-24.6	.29	45.12	54	-8.88	-	-	-	-	175	230	V
17.357	25.31	ADR	40.8	-21.1	.29	45.3	-	-	-	-	-	-	72	384	V
17.358	39.22	PK-U	40.8	-21.1	0	58.92	-	-	-	-	68.2	-9.28	72	384	V

* - indicates frequency in CFR15.205/IC7.2.2 Restricted Band

PK-U - U-NII: Maximum Peak

ADR - U-NII AD primary method, RMS average

This report shall not be reproduced except in full, without the written approval of UL Verification Services Inc. .

HIGH CHANNEL HORIZONTAL

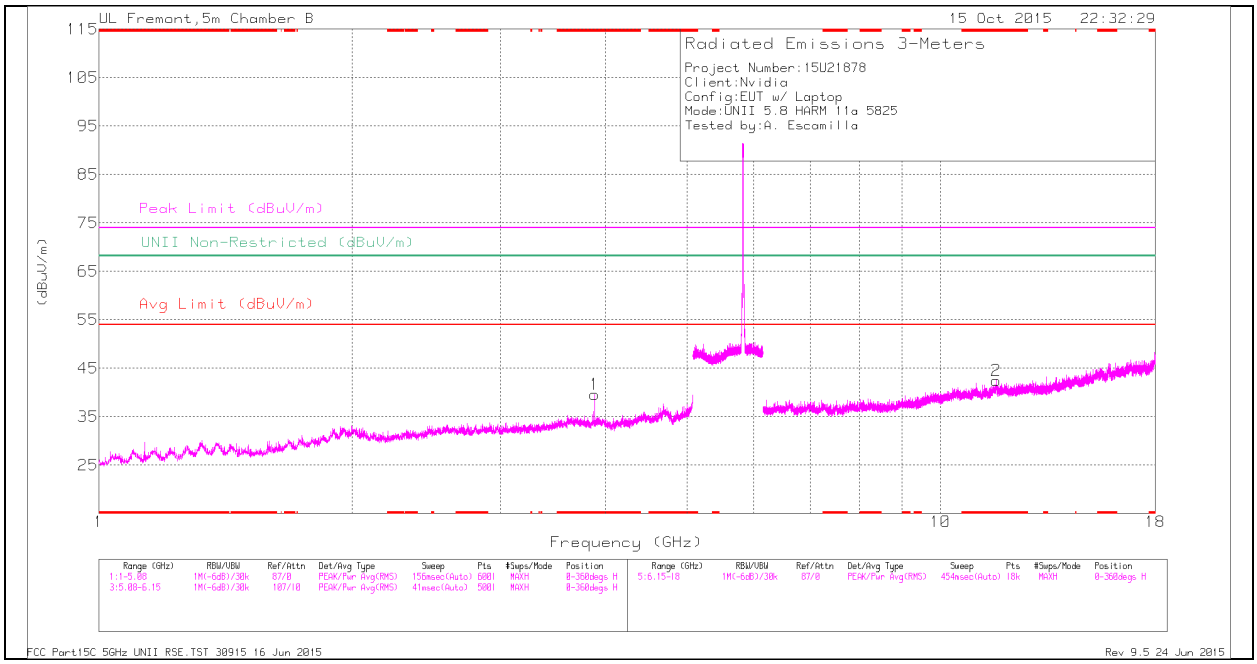

Note: Emission was scanned up to 40GHz; No emissions were detected above the noise floor which was at least 20dB below the specification limit.

This report shall not be reproduced except in full, without the written approval of UL Verification Services Inc. .

HIGH CHANNEL VERTICAL

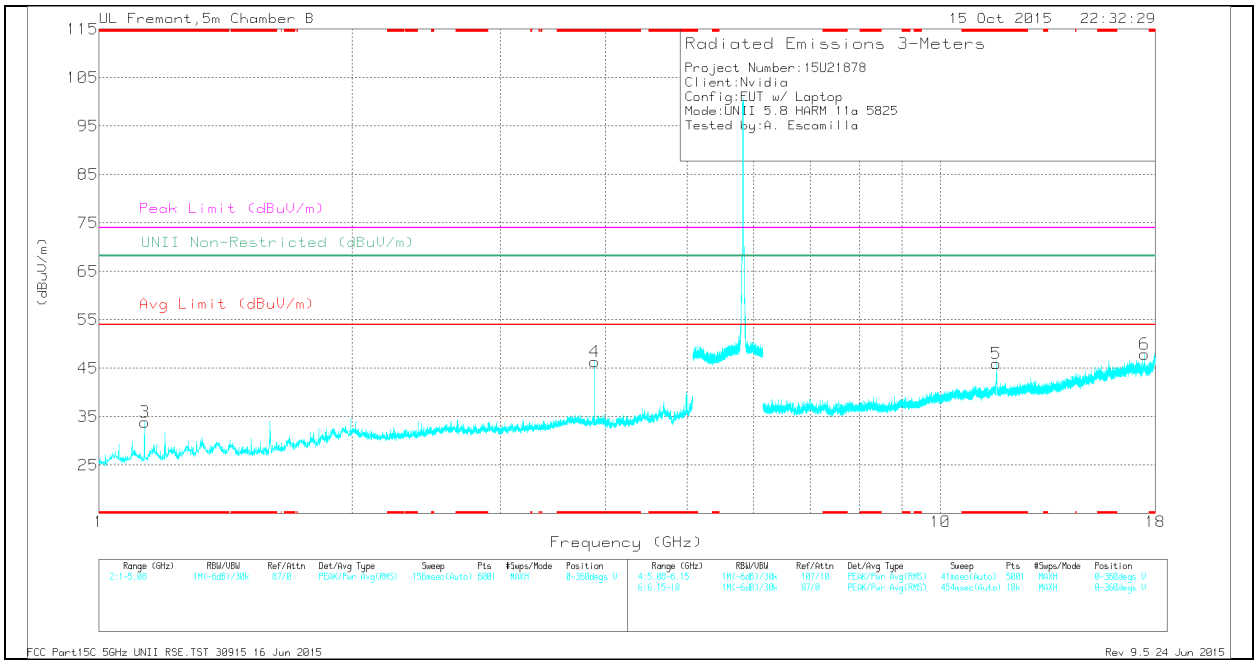

Note: Emission was scanned up to 40GHz; No emissions were detected above the noise floor which was at least 20dB below the specification limit.

This report shall not be reproduced except in full, without the written approval of UL Verification Services Inc. .

HIGH CHANNEL DATA

TRACE MARKERS

Marker	Frequency (GHz)	Meter Reading (dBuV)	Det	AF T345 (dB/m)	Amp/Cbl/ Fltr/Pad (dB)	DC Corr (dB)	Corrected Reading (dBuV/m)	Avg Limit (dBuV/m)	Margin (dB)	Peak Limit (dBuV/m)	PK Margin (dB)	UNII Non-Restricted (dBuV/m)	PK Margin (dB)	Azimuth (Degs)	Height (cm)	Polarity
1	* 3.883	38.75	Pk	33.5	-32.6	0	39.65	-	-	74	-34.35	-	-	0-360	199	H
3	* 1.133	41.51	Pk	27.9	-35.5	0	33.91	-	-	74	-40.09	-	-	0-360	200	V
4	* 3.883	45.4	Pk	33.5	-32.6	0	46.3	-	-	74	-27.7	-	-	0-360	200	V
2	* 11.655	28.83	Pk	38.5	-24.9	0	42.43	-	-	74	-31.57	-	-	0-360	199	H
5	* 11.651	32.24	Pk	38.5	-24.8	0	45.94	-	-	74	-28.06	-	-	0-360	199	V
6	17.476	28.26	Pk	40.7	-21.1	0	47.86	-	-	-	-	68.2	-20.34	0-360	199	V

* - indicates frequency in CFR15.205/IC7.2.2 Restricted Band

Pk - Peak detector

RADIATED EMISSIONS

Frequency (GHz)	Meter Reading (dBuV)	Det	AF T345 (dB/m)	Amp/Cbl/Fl tr/Pad (dB)	DC Corr (dB)	Corrected Reading (dBuV/m)	Avg Limit (dBuV/m)	Margin (dB)	Peak Limit (dBuV/m)	PK Margin (dB)	UNII Non-Restricted (dBuV/m)	PK Margin (dB)	Azimuth (Degs)	Height (cm)	Polarity
* 3.883	47.29	PK-U	33.5	-32.6	0	48.19	-	-	74	-25.81	-	-	231	339	H
* 3.883	41.84	ADR	33.5	-32.6	.29	43.03	54	-10.97	-	-	-	-	231	339	H
* 1.133	47.55	PK-U	27.9	-35.5	0	39.95	-	-	74	-34.05	-	-	263	259	V
* 1.133	41.75	ADR	27.9	-35.5	.29	34.44	54	-19.56	-	-	-	-	263	259	V
* 3.883	49.87	PK-U	33.5	-32.6	0	50.77	-	-	74	-23.23	-	-	273	229	V
* 3.883	44.94	ADR	33.5	-32.6	.29	46.13	54	-7.87	-	-	-	-	273	229	V
* 11.656	38.93	PK-U	38.5	-24.9	0	52.53	-	-	74	-21.47	-	-	208	356	H
* 11.653	27.42	ADR	38.5	-24.9	.29	41.31	54	-12.69	-	-	-	-	208	356	H
* 11.649	44.32	PK-U	38.5	-24.8	0	58.02	-	-	74	-15.98	-	-	170	228	V
* 11.651	31.62	ADR	38.5	-24.8	.29	45.61	54	-8.39	-	-	-	-	170	228	V
17.475	25.45	ADR	40.7	-21.1	.29	45.34	-	-	-	-	-	-	205	228	V
17.478	38.11	PK-U	40.7	-21.1	0	57.71	-	-	-	-	68.2	-10.49	205	228	V

* - indicates frequency in CFR15.205/IC7.2.2 Restricted Band

PK-U - U-NII: Maximum Peak
ADR - U-NII AD primary method, RMS average

This report shall not be reproduced except in full, without the written approval of UL Verification Services Inc. .

10.4.3. TX ABOVE 1 GHz 802.11n HT20 MODE IN THE 5.8 GHz BAND

RESTRICTED BANDEDGE (LOW CHANNEL)

HORIZONTAL PEAK AND AVERAGE PLOT

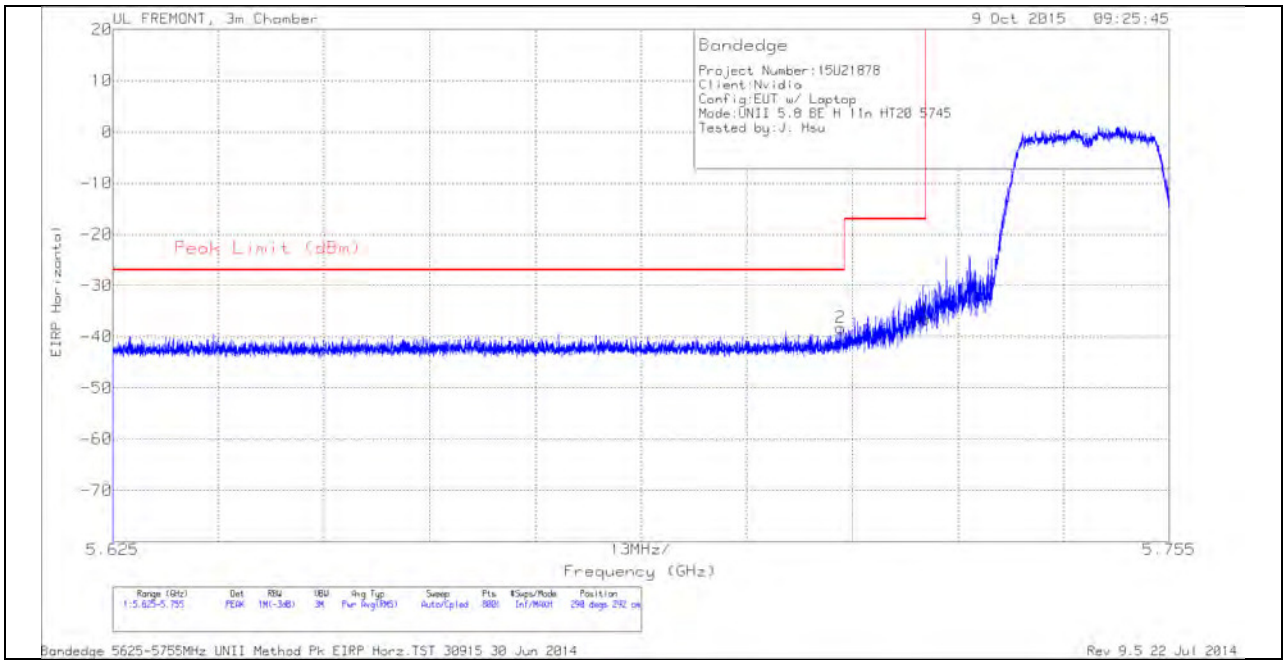

HORIZONTAL DATA

Marker	Frequency (GHz)	Meter Reading (dBm)	Det	AF T119 (dB/m)	Amp/Cbl/Fltr/Pad (dB)	Conversion Factor (dB)	Corrected Reading EIRP	Peak Limit (dBm)	PK Margin (dB)	Azimuth (Degs)	Height (cm)	Polarity
2	5.715	-64.54	PK	34.8	-20.3	11.8	-38.24	-27	-11.24	290	292	H
1	5.725	-62.83	PK	34.8	-20.3	11.8	-36.53	-17	-19.53	290	292	H

PK - Peak detector

This report shall not be reproduced except in full, without the written approval of UL Verification Services Inc. .

VERTICAL PEAK AND AVERAGE PLOT

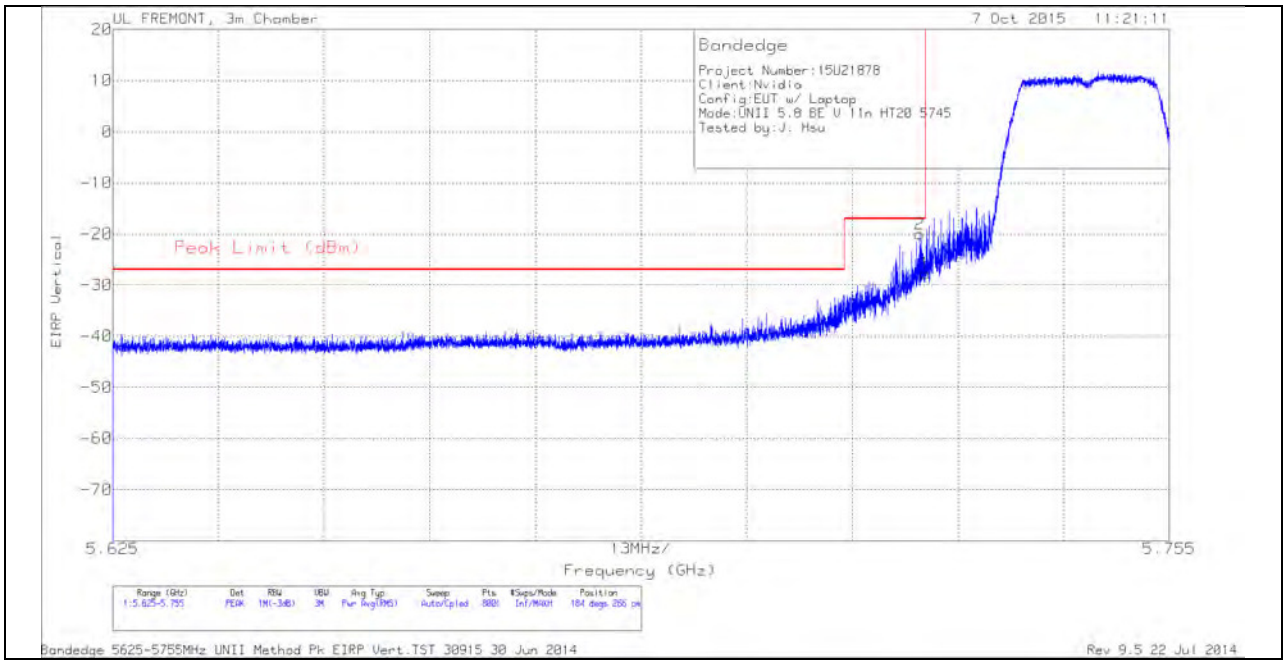

VERTICAL DATA

Marker	Frequency (GHz)	Meter Reading (dBm)	Det	AF T119 (dB/m)	Amp/Cbl/Filtr/Pad (dB)	Conversion Factor (dB)	Corrected Reading EIRP	Peak Limit (dBm)	PK Margin (dB)	Azimuth (Degs)	Height (cm)	Polarity
2	5.724	-46.32	PK	34.8	-20.3	11.8	-20.02	-17	-3.02	184	266	V
1	5.725	-54.04	PK	34.8	-20.3	11.8	-27.74	-17	-10.74	184	266	V

PK - Peak detector

This report shall not be reproduced except in full, without the written approval of UL Verification Services Inc. .

AUTHORIZED BANDEDGE (HIGH CHANNEL)

HORIZONTAL PEAK AND AVERAGE PLOT

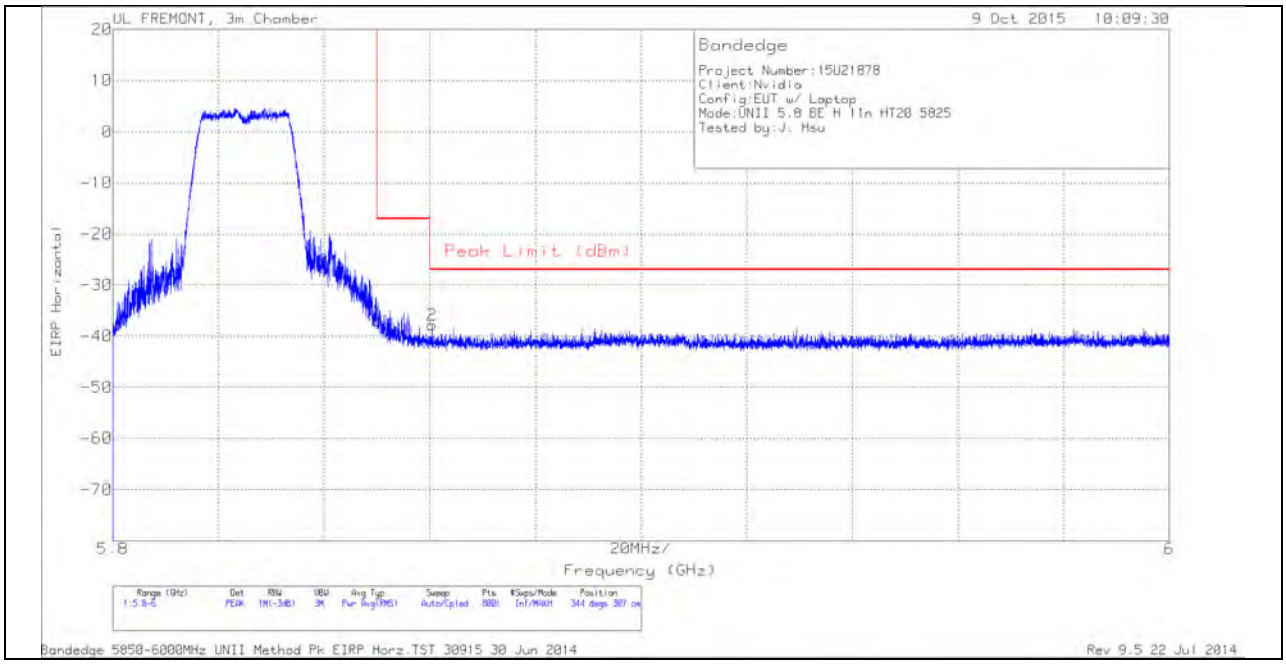

HORIZONTAL DATA

Marker	Frequency (GHz)	Meter Reading (dBm)	Det	AF T119 (dB/m)	Amp/Cbl/Fltr/Pad (dB)	Conversion Factor (dB)	Corrected Reading EIRP	Peak Limit (dBm)	PK Margin (dB)	Azimuth (Degs)	Height (cm)	Polarity
1	5.85	-63.03	PK	34.9	-20.6	11.8	-36.93	-17	-19.93	344	307	H
2	5.86	-64.03	PK	34.9	-20.5	11.8	-37.83	-27	-10.83	344	307	H

PK - Peak detector

This report shall not be reproduced except in full, without the written approval of UL Verification Services Inc. .

VERTICAL PEAK AND AVERAGE PLOT

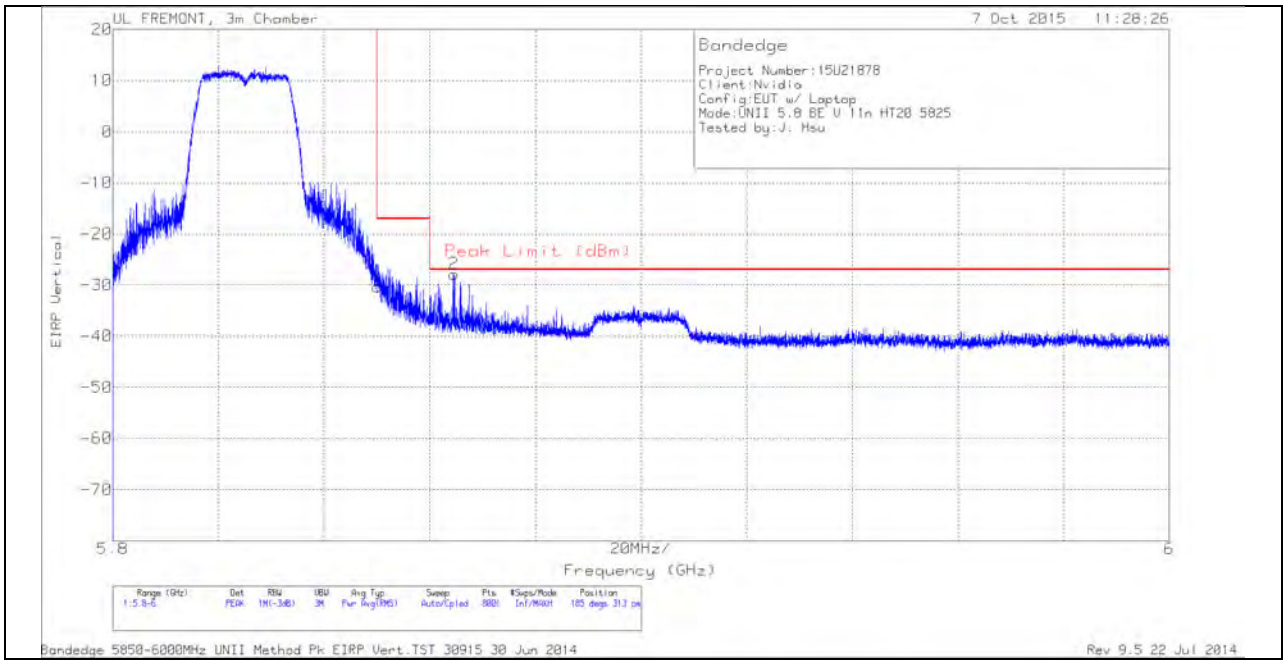

VERTICAL DATA

Marker	Frequency (GHz)	Meter Reading (dBm)	Det	AF T119 (dB/m)	Amp/Cbl/Filtr/Pad (dB)	Conversion Factor (dB)	Corrected Reading EIRP	Peak Limit (dBm)	PK Margin (dB)	Azimuth (Degs)	Height (cm)	Polarity
1	5.85	-56.46	PK	34.9	-20.6	11.8	-30.36	-17	-13.36	185	313	V
2	5.865	-54	PK	34.9	-20.5	11.8	-27.8	-27	-.8	185	313	V

PK - Peak detector

This report shall not be reproduced except in full, without the written approval of UL Verification Services Inc. .

HARMONICS AND SPURIOUS EMISSIONS

LOW CHANNEL HORIZONTAL

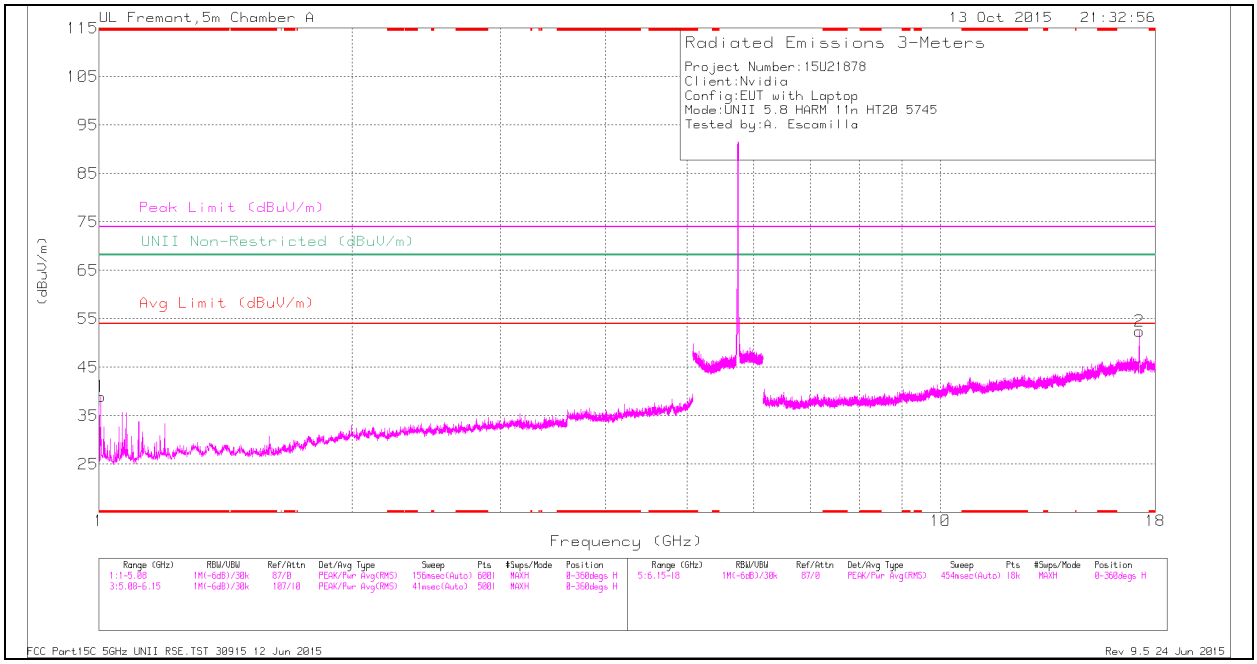

Note: Emission was scanned up to 40GHz; No emissions were detected above the noise floor which was at least 20dB below the specification limit.

This report shall not be reproduced except in full, without the written approval of UL Verification Services Inc. .

LOW CHANNEL VERTICAL

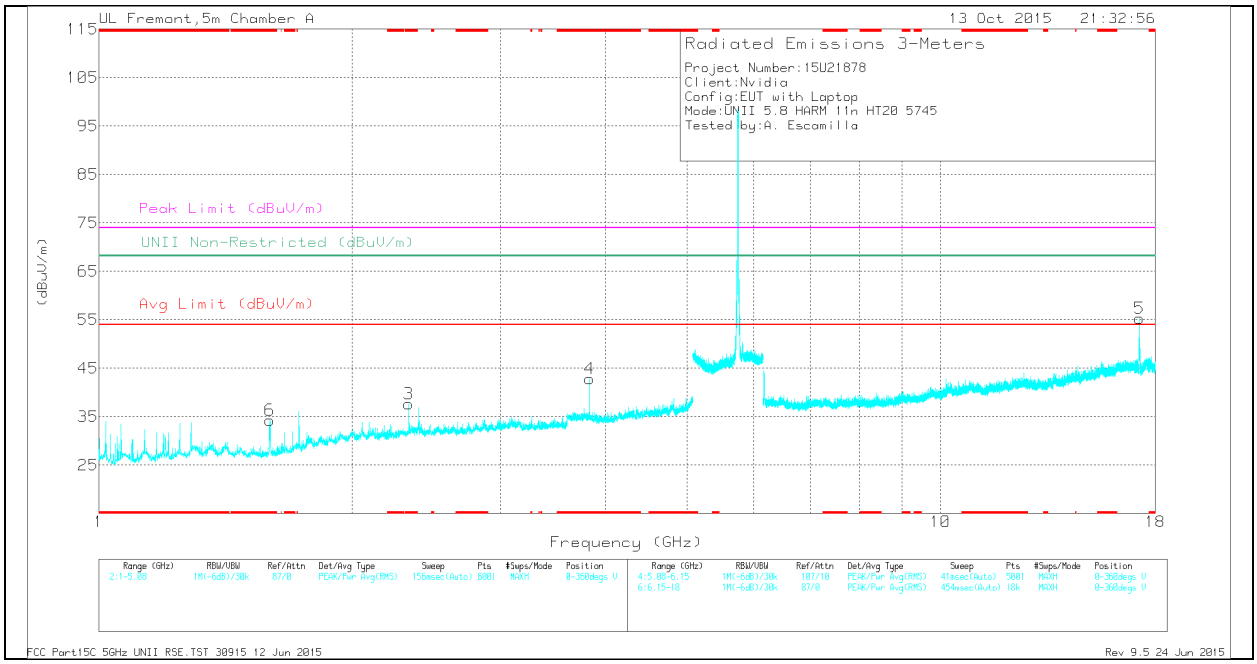

Note: Emission was scanned up to 40GHz; No emissions were detected above the noise floor which was at least 20dB below the specification limit.

This report shall not be reproduced except in full, without the written approval of UL Verification Services Inc. .

LOW CHANNEL DATA

TRACE MARKERS

Marker	Frequency (GHz)	Meter Reading (dBuV)	Det	AF T136 (dB/m)	Amp/Cbl/ Fltr/Pad (dB)	DC Corr (dB)	Corrected Reading (dBuV/m)	Avg Limit (dBuV/m)	Margin (dB)	Peak Limit (dBuV/m)	PK Margin (dB)	UNII Non-Restricted (dBuV/m)	PK Margin (dB)	Azimuth (Degs)	Height (cm)	Polarity
1	* 1.005	47.8	Pk	27	-35.9	0	38.9	-	-	74	-35.1	68.2	-29.3	0-360	201	H
3	* 2.335	39.9	Pk	31.9	-34.1	0	37.7	-	-	74	-36.3	68.2	-30.5	0-360	200	V
4	* 3.83	41.27	Pk	33.4	-31.8	0	42.87	-	-	74	-31.13	68.2	-25.33	0-360	200	V
6	* 1.595	41.82	Pk	27.9	-35.5	0	34.22	-	-	74	-39.78	68.2	-33.98	0-360	200	V
2	17.229	34.11	Pk	41.3	-23	0	52.41	-	-	74	-21.59	68.2	-15.79	0-360	201	H
5	17.239	37.06	Pk	41.3	-23	0	55.36	-	-	74	-18.64	68.2	-12.84	0-360	200	V

* - indicates frequency in CFR15.205/IC7.2.2 Restricted Band

Pk - Peak detector

RADIATED EMISSIONS

Frequency (GHz)	Meter Reading (dBuV)	Det	AF T136 (dB/m)	Amp/Cbl/Fl tr/Pad (dB)	DC Corr (dB)	Corrected Reading (dBuV/m)	Avg Limit (dBuV/m)	Margin (dB)	Peak Limit (dBuV/m)	PK Margin (dB)	UNII Non-Restricted (dBuV/m)	PK Margin (dB)	Azimuth (Degs)	Height (cm)	Polarity
* 1.005	61.58	PK-U	27	-35.9	0	52.68	-	-	74	-21.32	68.2	-15.52	134	216	H
* 1.007	33.21	ADR	27	-35.9	.6	24.91	54	-29.09	-	-	-	-	134	216	H
* 2.335	46.06	PK-U	31.9	-34.1	0	43.86	-	-	74	-30.14	68.2	-24.34	261	209	V
* 2.335	37.16	ADR	31.9	-34.1	.6	35.56	54	-18.44	-	-	-	-	261	209	V
* 3.83	47.84	PK-U	33.4	-31.8	0	49.44	-	-	74	-24.56	68.2	-18.76	218	247	V
* 3.83	43.22	ADR	33.4	-31.8	.6	45.42	54	-8.58	-	-	-	-	218	247	V
* 1.594	51.16	PK-U	27.9	-35.5	0	43.56	-	-	74	-30.44	68.2	-24.64	211	181	V
* 1.593	33.94	ADR	27.9	-35.5	.6	26.94	54	-27.06	-	-	-	-	211	181	V
17.23	42.37	PK-U	41.3	-23	0	60.67	-	-	74	-13.33	68.2	-7.53	170	231	H
17.231	29.21	ADR	41.3	-23	.6	48.11	54	-5.89	-	-	-	-	170	231	H
17.238	47.93	PK-U	41.3	-23	0	66.23	-	-	74	-7.77	68.2	-1.97	357	277	V
17.238	33.09	ADR	41.3	-23	.6	51.99	54	-2.01	-	-	-	-	357	277	V

* - indicates frequency in CFR15.205/IC7.2.2 Restricted Band

PK-U - U-NII: Maximum Peak

ADR - U-NII AD primary method, RMS average

This report shall not be reproduced except in full, without the written approval of UL Verification Services Inc. .

MID CHANNEL HORIZONTAL

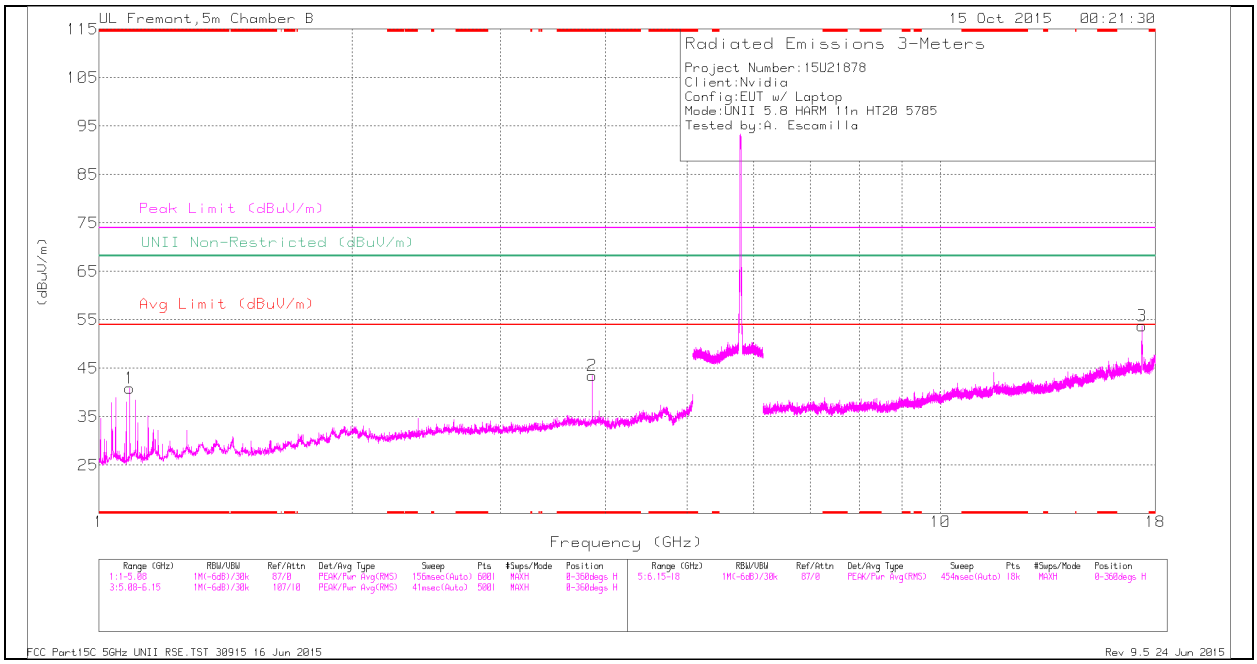

Note: Emission was scanned up to 40GHz; No emissions were detected above the noise floor which was at least 20dB below the specification limit.

This report shall not be reproduced except in full, without the written approval of UL Verification Services Inc. .

MID CHANNEL VERTICAL

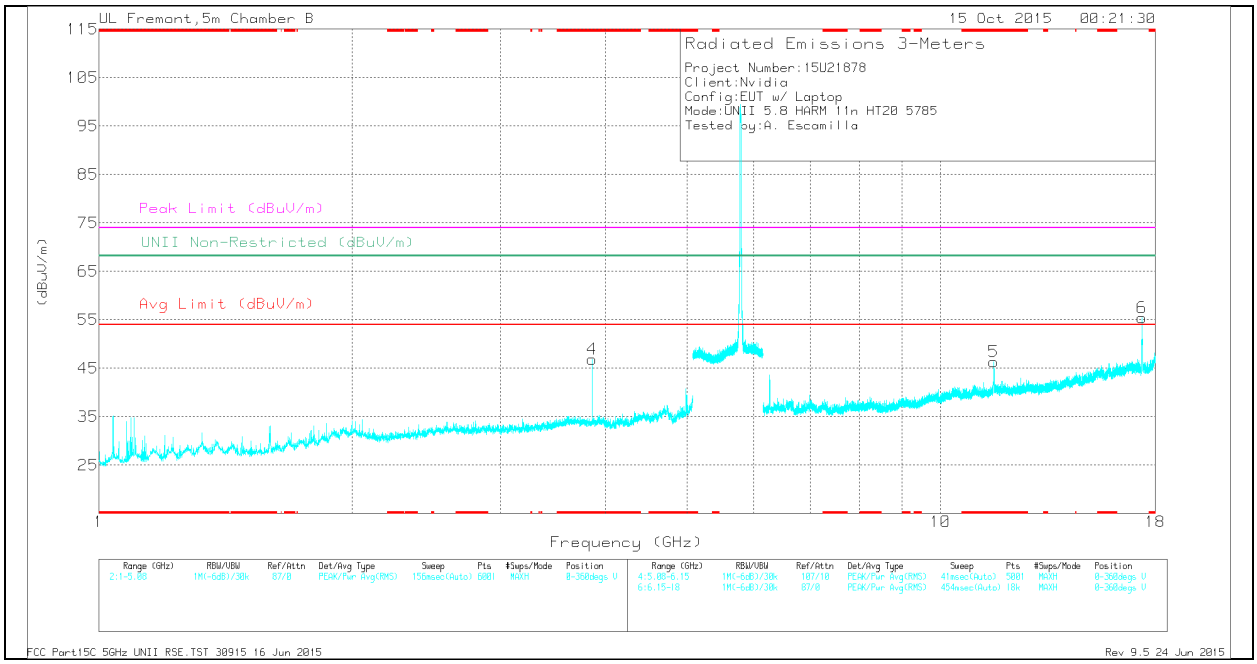

Note: Emission was scanned up to 40GHz; No emissions were detected above the noise floor which was at least 20dB below the specification limit.

This report shall not be reproduced except in full, without the written approval of UL Verification Services Inc. .

MID CHANNEL DATA

TRACE MARKERS

Marker	Frequency (GHz)	Meter Reading (dBuV)	Det	AF T345 (dB/m)	Amp/Cbl/ Fltr/Pad (dB)	DC Corr (dB)	Corrected Reading (dBuV/m)	Avg Limit (dBuV/m)	Margin (dB)	Peak Limit (dBuV/m)	PK Margin (dB)	UNII Non-Restricted (dBuV/m)	PK Margin (dB)	Azimuth (Degs)	Height (cm)	Polarity
1	* 1.088	48.86	Pk	27.6	-35.6	0	40.86	-	-	74	-33.14	-	-	0-360	101	H
2	* 3.857	43.03	Pk	33.4	-32.9	0	43.53	-	-	74	-30.47	-	-	0-360	101	H
4	* 3.857	46.32	Pk	33.4	-32.9	0	46.82	-	-	74	-27.18	-	-	0-360	101	V
5	* 11.57	32.56	Pk	38.4	-24.6	0	46.36	-	-	74	-27.64	-	-	0-360	199	V
6	17.355	35.79	Pk	40.8	-21.2	0	55.39	-	-	-	-	68.2	-12.81	0-360	199	V
3	17.356	34.19	Pk	40.8	-21.2	0	53.79	-	-	-	-	68.2	-14.41	0-360	199	H

* - indicates frequency in CFR15.205/IC7.2.2 Restricted Band
Pk - Peak detector

RADIATED EMISSIONS

Frequency (GHz)	Meter Reading (dBuV)	Det	AF T345 (dB/m)	Amp/Cbl/Fl tr/Pad (dB)	DC Corr (dB)	Corrected Reading (dBuV/m)	Avg Limit (dBuV/m)	Margin (dB)	Peak Limit (dBuV/m)	PK Margin (dB)	UNII Non-Restricted (dBuV/m)	PK Margin (dB)	Azimuth (Degs)	Height (cm)	Polarity
* 1.089	61.88	PK-U	27.6	-35.6	0	53.88	-	-	74	-20.12	-	-	4	223	H
* 1.088	32.47	ADR	27.6	-35.6	.6	25.07	54	-28.93	-	-	-	-	4	223	H
* 3.857	48.04	PK-U	33.4	-32.9	0	48.54	-	-	74	-25.46	-	-	7	117	H
* 3.857	42.46	ADR	33.4	-32.9	.6	43.56	54	-10.44	-	-	-	-	7	117	H
* 3.856	50.48	PK-U	33.4	-32.9	0	50.98	-	-	74	-23.02	-	-	6	134	V
* 3.857	47.05	ADR	33.4	-32.9	.6	48.15	54	-5.85	-	-	-	-	6	134	V
* 11.572	43.69	PK-U	38.4	-24.6	0	57.49	-	-	74	-16.51	-	-	87	343	V
* 11.571	30.98	ADR	38.4	-24.6	.6	45.38	54	-8.62	-	-	-	-	87	343	V
17.353	47.53	PK-U	40.8	-21.3	0	67.03	-	-	-	-	68.2	-1.17	253	223	V
17.353	33.77	ADR	40.8	-21.3	.6	53.87	-	-	-	-	-	-	253	223	V
17.355	33.71	ADR	40.8	-21.2	.6	53.91	-	-	-	-	-	-	117	330	H
17.358	46.35	PK-U	40.8	-21.1	0	66.05	-	-	-	-	68.2	-2.15	117	330	H

* - indicates frequency in CFR15.205/IC7.2.2 Restricted Band

PK-U - U-NII: Maximum Peak

ADR - U-NII AD primary method, RMS average

This report shall not be reproduced except in full, without the written approval of UL Verification Services Inc. .

HIGH CHANNEL HORIZONTAL

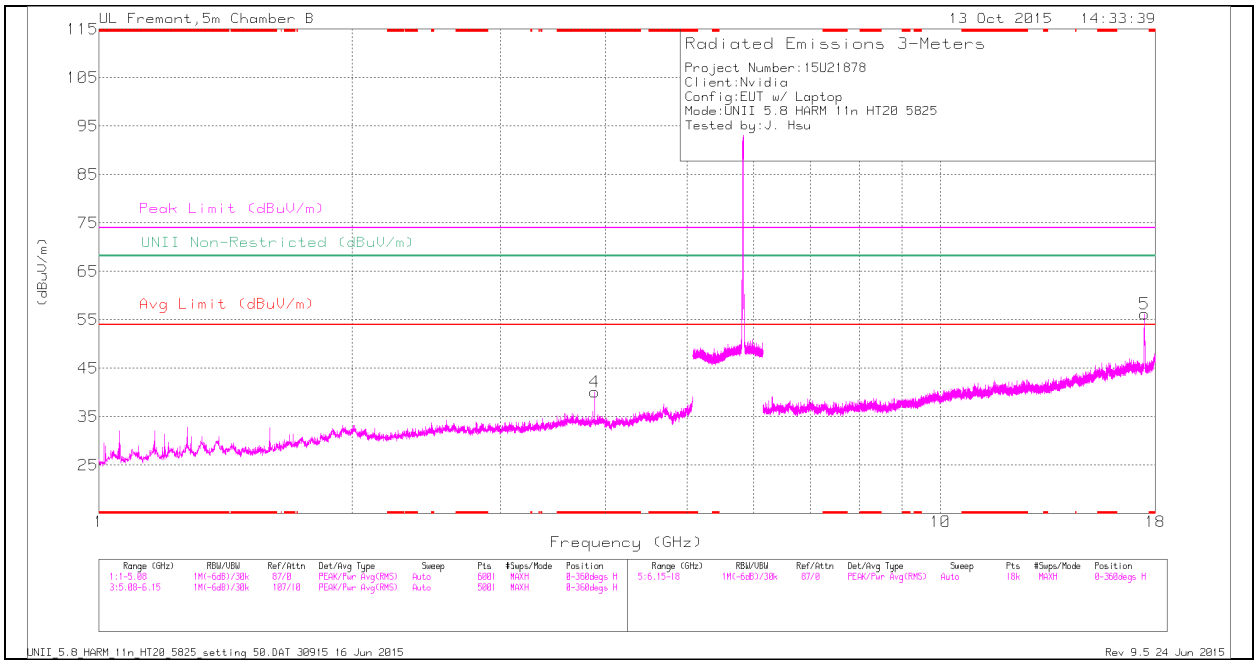

Note: Emission was scanned up to 40GHz; No emissions were detected above the noise floor which was at least 20dB below the specification limit.

This report shall not be reproduced except in full, without the written approval of UL Verification Services Inc. .

HIGH CHANNEL VERTICAL

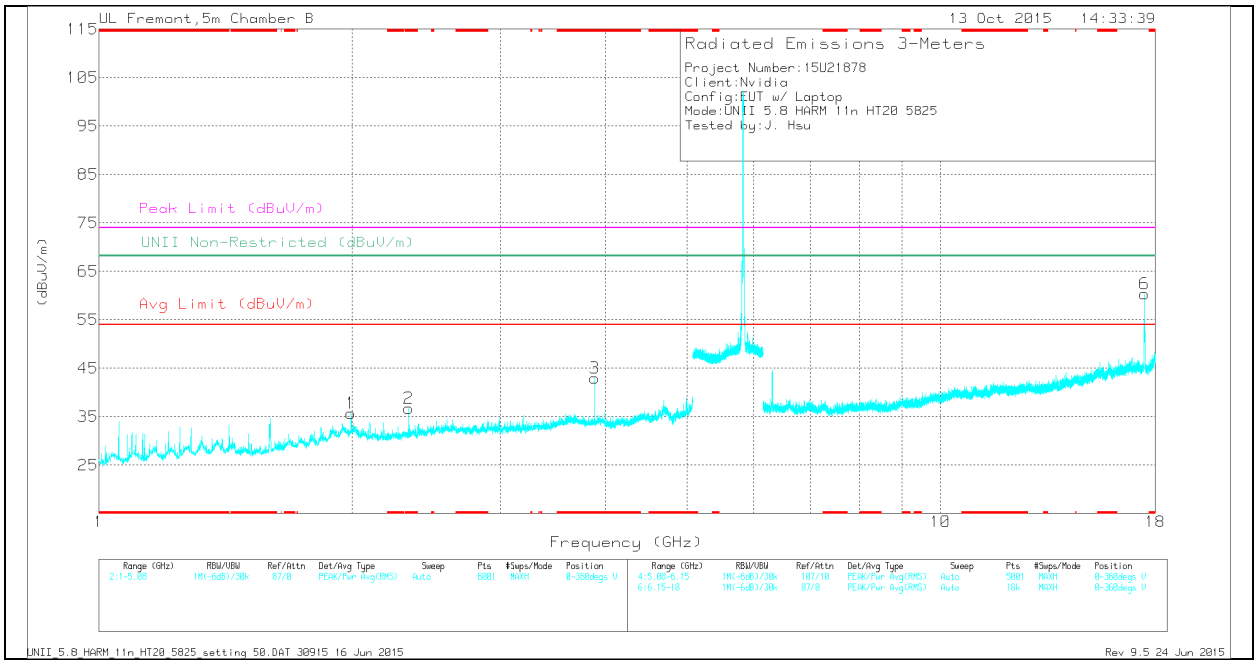

Note: Emission was scanned up to 40GHz; No emissions were detected above the noise floor which was at least 20dB below the specification limit.

This report shall not be reproduced except in full, without the written approval of UL Verification Services Inc. .

HIGH CHANNEL DATA

TRACE MARKERS

Marker	Frequency (GHz)	Meter Reading (dBuV)	Det	AF T345 (dB/m)	Amp/Cbl/ Fltr/Pad (dB)	DC Corr (dB)	Corrected Reading (dBuV/m)	Avg Limit (dBuV/m)	Margin (dB)	Peak Limit (dBuV/m)	PK Margin (dB)	UNII Non-Restricted (dBuV/m)	PK Margin (dB)	Azimuth (Degs)	Height (cm)	Polarity
4	* 3.883	39.24	Pk	33.5	-32.6	0	40.14	-	-	74	-33.86	-	-	0-360	199	H
2	* 2.335	39.11	Pk	31.7	-34.1	0	36.71	-	-	74	-37.29	-	-	0-360	200	V
3	* 3.883	42.07	Pk	33.5	-32.6	0	42.97	-	-	74	-31.03	-	-	0-360	200	V
1	1.993	37.33	Pk	32.3	-33.9	0	35.73	-	-	-	-	68.2	-32.47	0-360	101	V
5	17.473	36.61	Pk	40.7	-21.1	0	56.21	-	-	-	-	68.2	-11.99	0-360	199	H
6	17.477	40.75	Pk	40.7	-21.1	0	60.35	-	-	-	-	68.2	-7.85	0-360	199	V

* - indicates frequency in CFR15.205/IC7.2.2 Restricted Band

Pk - Peak detector

RADIATED EMISSIONS

Frequency (GHz)	Meter Reading (dBuV)	Det	AF T345 (dB/m)	Amp/Cbl/Fl tr/Pad (dB)	DC Corr (dB)	Corrected Reading (dBuV/m)	Avg Limit (dBuV/m)	Margin (dB)	Peak Limit (dBuV/m)	PK Margin (dB)	UNII Non-Restricted (dBuV/m)	PK Margin (dB)	Azimuth (Degs)	Height (cm)	Polarity
* 3.884	42.48	PK-U	33.5	-32.6	0	43.38	-	-	74	-30.62	-	-	1	101	H
* 3.883	30.98	ADR	33.5	-32.6	.6	32.48	54	-21.52	-	-	-	-	1	101	H
* 2.335	46.77	PK-U	31.7	-34.1	0	44.37	-	-	74	-29.63	-	-	312	237	V
* 2.335	38.74	ADR	31.7	-34.1	.6	36.94	54	-17.06	-	-	-	-	312	237	V
* 3.883	49.58	PK-U	33.5	-32.6	0	50.48	-	-	74	-23.52	-	-	248	232	V
* 3.883	45.52	ADR	33.5	-32.6	.6	47.02	54	-6.98	-	-	-	-	248	232	V
1.994	43.51	PK-U	32.3	-33.9	0	41.91	-	-	-	-	68.2	-26.29	1	101	V
1.994	30.8	ADR	32.3	-33.9	.6	29.8	-	-	-	-	-	-	1	101	V
17.469	46.89	PK-U	40.7	-21.1	0	66.49	-	-	-	-	68.2	-1.71	97	354	V
17.473	47.6	PK-U	40.7	-21.1	0	67.2	-	-	-	-	68.2	-1	124	318	H
17.473	34.4	ADR	40.7	-21.1	.6	54.6	-	-	-	-	-	-	124	318	H
17.473	33.72	ADR	40.7	-21.1	.6	53.92	-	-	-	-	-	-	97	354	V

* - indicates frequency in CFR15.205/IC7.2.2 Restricted Band

PK-U - U-NII: Maximum Peak

ADR - U-NII AD primary method, RMS average

This report shall not be reproduced except in full, without the written approval of UL Verification Services Inc. .

10.4.4. TX ABOVE 1 GHz 802.11n HT40 MODE IN THE 5.8 GHz BAND

RESTRICTED BANDEDGE (LOW CHANNEL)

HORIZONTAL PEAK AND AVERAGE PLOT

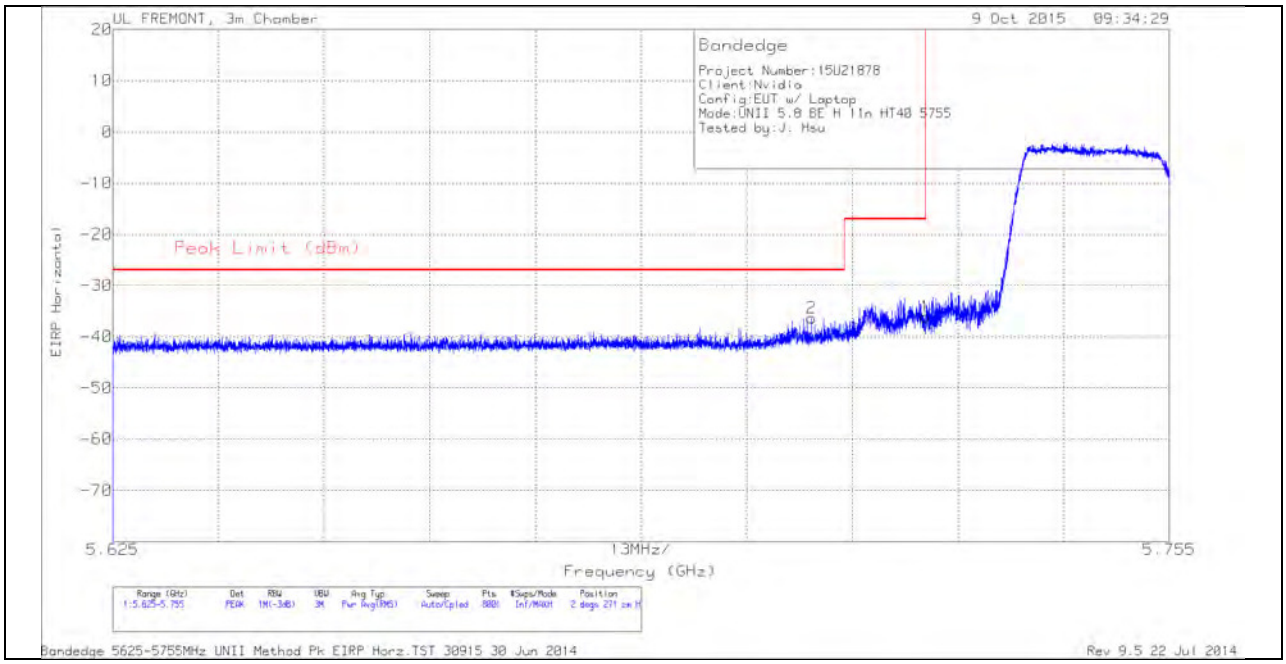

HORIZONTAL DATA

Marker	Frequency (GHz)	Meter Reading (dBm)	Det	AF T119 (dB/m)	Amp/Cbl/Filtr/Pad (dB)	Conversion Factor (dB)	Corrected Reading EIRP	Peak Limit (dBm)	PK Margin (dB)	Azimuth (Degs)	Height (cm)	Polarity
2	5.711	-62.53	PK	34.8	-20.4	11.8	-36.33	-27	-9.33	2	271	H
1	5.725	-62.4	PK	34.8	-20.3	11.8	-36.1	-17	-19.1	2	271	H

PK - Peak detector

This report shall not be reproduced except in full, without the written approval of UL Verification Services Inc. .

VERTICAL PEAK AND AVERAGE PLOT

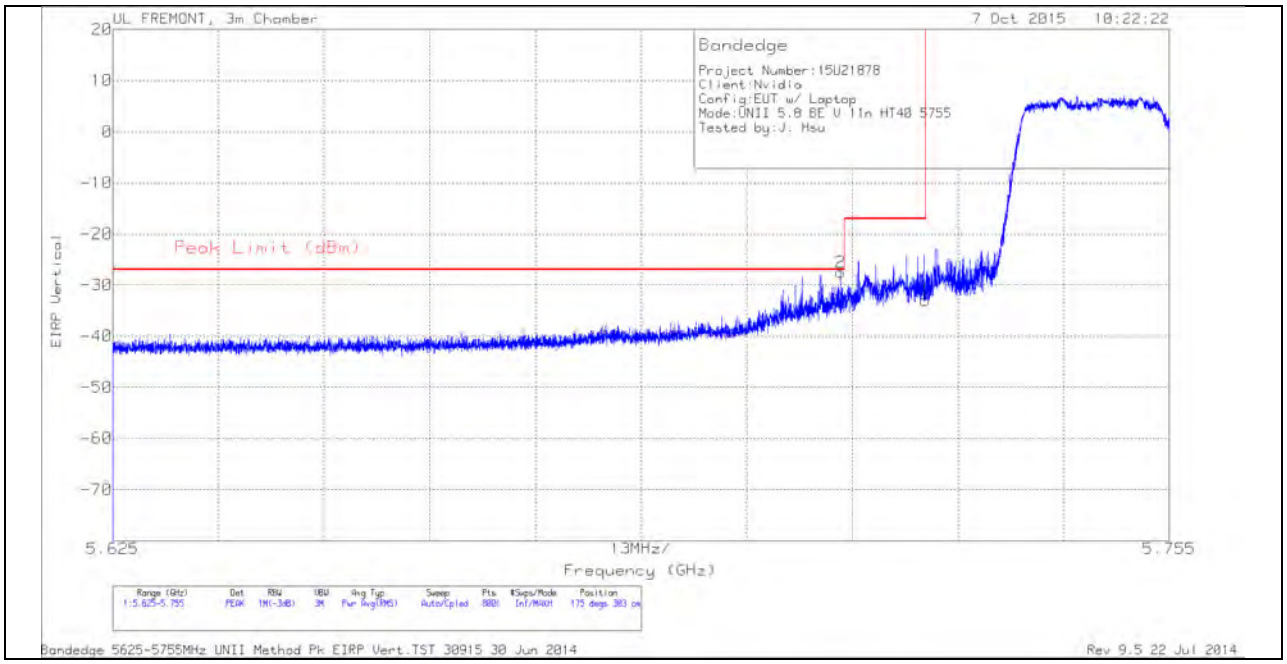

VERTICAL DATA

Marker	Frequency (GHz)	Meter Reading (dBm)	Det	AF T119 (dB/m)	Amp/Cbl/Filtr/Pad (dB)	Conversion Factor (dB)	Corrected Reading EIRP	Peak Limit (dBm)	PK Margin (dB)	Azimuth (Degs)	Height (cm)	Polarity
2	5.715	-53.75	PK	34.8	-20.3	11.8	-27.45	-27	-.45	175	303	V
1	5.725	-59.34	PK	34.8	-20.3	11.8	-33.04	-17	-16.04	175	303	V

PK - Peak detector

This report shall not be reproduced except in full, without the written approval of UL Verification Services Inc. .

AUTHORIZED BANDEDGE (HIGH CHANNEL)

HORIZONTAL PEAK AND AVERAGE PLOT

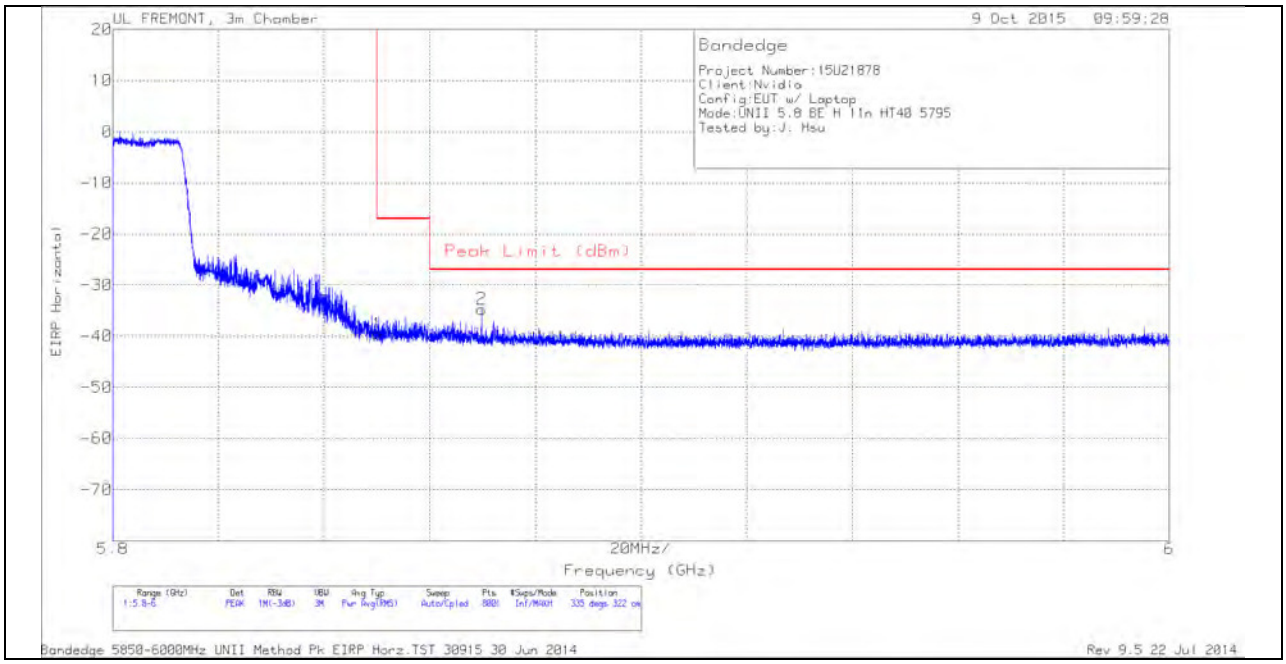

HORIZONTAL DATA

Marker	Frequency (GHz)	Meter Reading (dBm)	Det	AF T119 (dB/m)	Amp/Cbl/Filtr/Pad (dB)	Conversion Factor (dB)	Corrected Reading EIRP	Peak Limit (dBm)	PK Margin (dB)	Azimuth (Degs)	Height (cm)	Polarity
1	5.85	-65.58	PK	34.9	-20.6	11.8	-39.48	-17	-22.48	335	322	H
2	5.87	-60.88	PK	34.9	-20.5	11.8	-34.68	-27	-7.68	335	322	H

PK - Peak detector

This report shall not be reproduced except in full, without the written approval of UL Verification Services Inc. .

VERTICAL PEAK AND AVERAGE PLOT

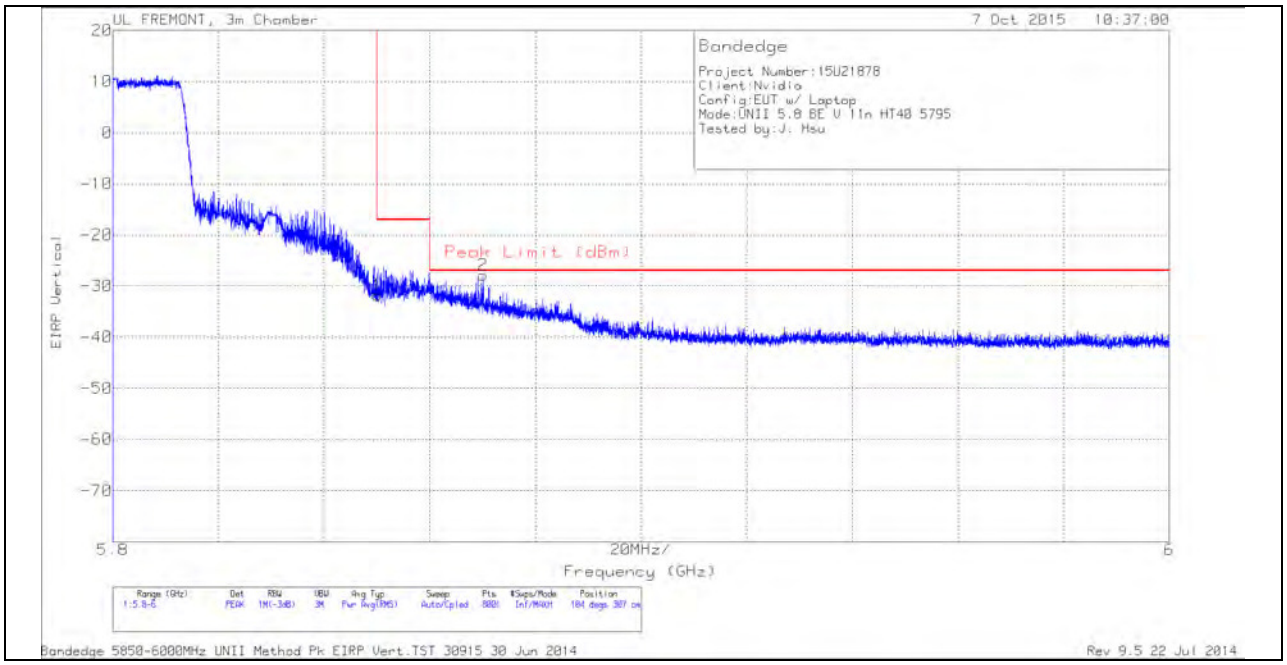

VERTICAL DATA

Marker	Frequency (GHz)	Meter Reading (dBm)	Det	AF T119 (dB/m)	Amp/Cbl/Fltr/Pad (dB)	Conversion Factor (dB)	Corrected Reading EIRP	Peak Limit (dBm)	PK Margin (dB)	Azimuth (Degs)	Height (cm)	Polarity
1	5.85	-57.88	PK	34.9	-20.6	11.8	-31.78	-17	-14.78	104	307	V
2	5.87	-54.08	PK	34.9	-20.5	11.8	-27.88	-27	-.88	104	307	V

PK - Peak detector

This report shall not be reproduced except in full, without the written approval of UL Verification Services Inc. .

HARMONICS AND SPURIOUS EMISSIONS

LOW CHANNEL HORIZONTAL

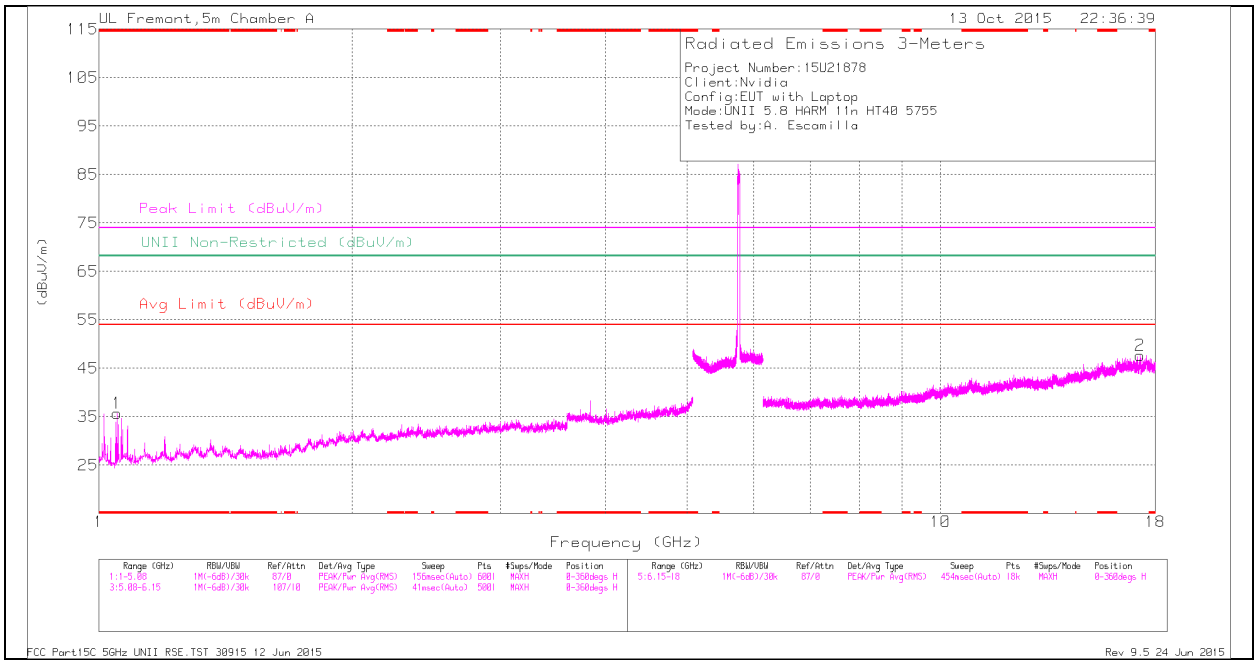

Note: Emission was scanned up to 40GHz; No emissions were detected above the noise floor which was at least 20dB below the specification limit.

This report shall not be reproduced except in full, without the written approval of UL Verification Services Inc. .

LOW CHANNEL VERTICAL

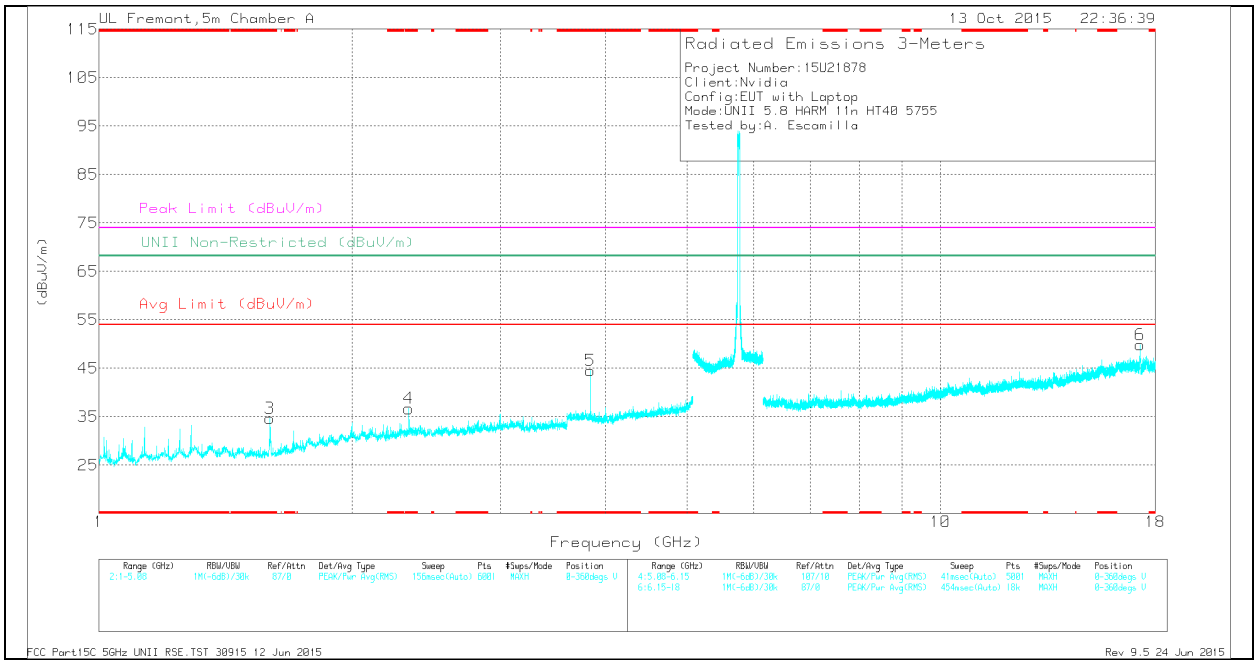

Note: Emission was scanned up to 40GHz; No emissions were detected above the noise floor which was at least 20dB below the specification limit.

This report shall not be reproduced except in full, without the written approval of UL Verification Services Inc. .

LOW CHANNEL DATA

TRACE MARKERS

Marker	Frequency (GHz)	Meter Reading (dBuV)	Det	AF T136 (dB/m)	Amp/Cbl/ Fltr/Pad (dB)	DC Corr (dB)	Corrected Reading (dBuV/m)	Avg Limit (dBuV/m)	Margin (dB)	Peak Limit (dBuV/m)	PK Margin (dB)	UNII Non-Restricted (dBuV/m)	PK Margin (dB)	Azimuth (Degs)	Height (cm)	Polarity
1	* 1.05	44.46	Pk	27.1	-35.8	0	35.76	-	-	74	-38.24	68.2	-32.44	0-360	100	H
3	* 1.596	42.3	Pk	27.9	-35.5	0	34.7	-	-	74	-39.3	68.2	-33.5	0-360	100	V
4	* 2.335	38.88	Pk	31.9	-34.1	0	36.68	-	-	74	-37.32	68.2	-31.52	0-360	200	V
5	* 3.837	42.92	Pk	33.4	-31.8	0	44.52	-	-	74	-29.48	68.2	-23.68	0-360	200	V
6	17.267	31.33	Pk	41.2	-22.7	0	49.83	-	-	74	-24.17	68.2	-18.37	0-360	200	V
2	17.269	29.18	Pk	41.2	-22.7	0	47.68	-	-	74	-26.32	68.2	-20.52	0-360	201	H

* - indicates frequency in CFR15.205/IC7.2.2 Restricted Band

Pk - Peak detector

RADIATED EMISSIONS

Frequency (GHz)	Meter Reading (dBuV)	Det	AF T136 (dB/m)	Amp/Cbl/Fl tr/Pad (dB)	DC Corr (dB)	Corrected Reading (dBuV/m)	Avg Limit (dBuV/m)	Margin (dB)	Peak Limit (dBuV/m)	PK Margin (dB)	UNII Non-Restricted (dBuV/m)	PK Margin (dB)	Azimuth (Degs)	Height (cm)	Polarity
* 1.05	60.94	PK-U	27.1	-35.8	0	52.24	-	-	74	-21.76	68.2	-15.96	152	285	H
* 1.051	32.13	ADR	27.1	-35.8	1.07	24.5	54	-29.5	-	-	-	-	152	285	H
* 1.595	50.35	PK-U	27.9	-35.5	0	42.75	-	-	74	-31.25	68.2	-25.45	211	100	V
* 1.595	33.13	ADR	27.9	-35.5	1.07	26.6	54	-27.4	-	-	-	-	211	100	V
* 2.335	46.44	PK-U	31.9	-34.1	0	44.24	-	-	74	-29.76	68.2	-23.96	268	209	V
* 2.335	37.61	ADR	31.9	-34.1	1.07	36.48	54	-17.52	-	-	-	-	268	209	V
* 3.837	47.59	PK-U	33.4	-31.8	0	49.19	-	-	74	-24.81	68.2	-19.01	217	287	V
* 3.837	42.77	ADR	33.4	-31.8	1.07	45.44	54	-8.56	-	-	-	-	217	287	V
17.269	38.92	PK-U	41.2	-22.7	0	57.42	-	-	74	-16.58	68.2	-10.78	59	326	H
17.269	39.48	PK-U	41.2	-22.7	0	57.98	-	-	74	-16.02	68.2	-10.22	175	245	V
17.269	25.98	ADR	41.2	-22.7	1.07	45.55	54	-8.45	-	-	-	-	175	245	V
17.27	25.16	ADR	41.2	-22.7	1.07	44.73	54	-9.27	-	-	-	-	59	326	H

* - indicates frequency in CFR15.205/IC7.2.2 Restricted Band

PK-U - U-NII: Maximum Peak

ADR - U-NII AD primary method, RMS average

This report shall not be reproduced except in full, without the written approval of UL Verification Services Inc. .

HIGH CHANNEL HORIZONTAL

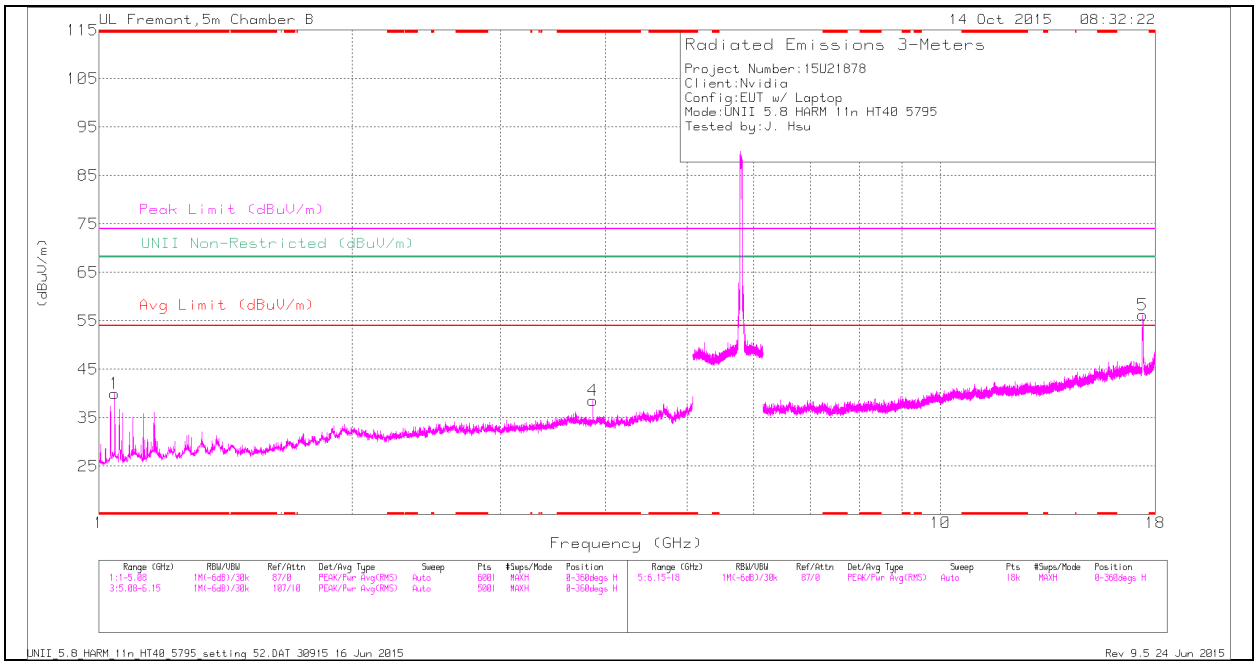

Note: Emission was scanned up to 40GHz; No emissions were detected above the noise floor which was at least 20dB below the specification limit.

This report shall not be reproduced except in full, without the written approval of UL Verification Services Inc. .

HIGH CHANNEL VERTICAL

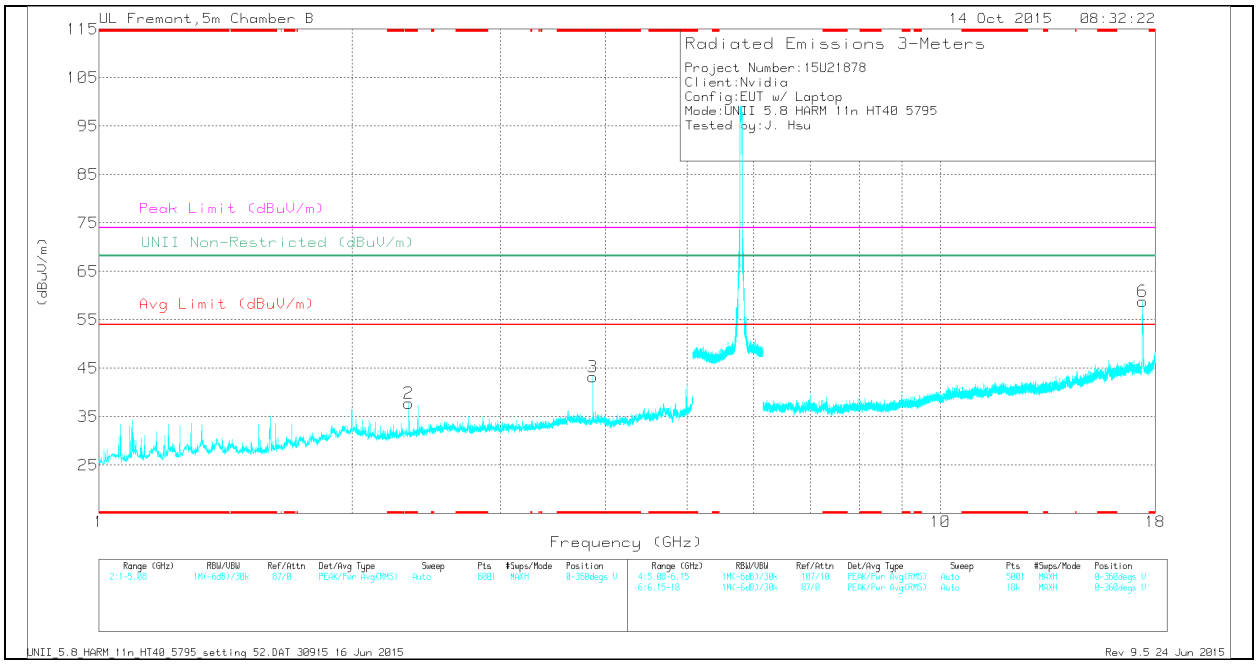

Note: Emission was scanned up to 40GHz; No emissions were detected above the noise floor which was at least 20dB below the specification limit.

This report shall not be reproduced except in full, without the written approval of UL Verification Services Inc. .

HIGH CHANNEL DATA

TRACE MARKERS

Marker	Frequency (GHz)	Meter Reading (dBuV)	Det	AF T345 (dB/m)	Amp/Cbl/ Fltr/Pad (dB)	DC Corr (dB)	Corrected Reading (dBuV/m)	Avg Limit (dBuV/m)	Margin (dB)	Peak Limit (dBuV/m)	PK Margin (dB)	UNII Non-Restricted (dBuV/m)	PK Margin (dB)	Azimuth (Degs)	Height (cm)	Polarity
1	* 1.044	48.38	Pk	27.4	-35.8	0	39.98	-	-	74	-34.02	-	-	0-360	102	H
4	* 3.863	37.92	Pk	33.4	-32.8	0	38.52	-	-	74	-35.48	-	-	0-360	102	H
2	* 2.335	40.18	Pk	31.7	-34.1	0	37.78	-	-	74	-36.22	-	-	0-360	199	V
3	* 3.863	42.58	Pk	33.4	-32.8	0	43.18	-	-	74	-30.82	-	-	0-360	199	V
5	17.39	36.36	Pk	40.8	-20.9	0	56.26	-	-	-	-	68.2	-11.94	0-360	199	H
6	17.395	39.15	Pk	40.7	-21	0	58.85	-	-	-	-	68.2	-9.35	0-360	199	V

* - indicates frequency in CFR15.205/IC7.2.2 Restricted Band

Pk - Peak detector

RADIATED EMISSIONS

Frequency (GHz)	Meter Reading (dBuV)	Det	AF T345 (dB/m)	Amp/Cbl/Fl tr/Pad (dB)	DC Corr (dB)	Corrected Reading (dBuV/m)	Avg Limit (dBuV/m)	Margin (dB)	Peak Limit (dBuV/m)	PK Margin (dB)	UNII Non-Restricted (dBuV/m)	PK Margin (dB)	Azimuth (Degs)	Height (cm)	Polarity
* 1.045	51.7	PK-U	27.4	-35.8	0	43.3	-	-	74	-30.7	-	-	1	102	H
* 1.043	32.75	ADR	27.4	-35.8	1.07	25.42	54	-28.58	-	-	-	-	1	102	H
* 3.863	44.73	PK-U	33.4	-32.8	0	45.33	-	-	74	-28.67	-	-	185	102	H
* 3.863	35.57	ADR	33.4	-32.8	1.07	37.24	54	-16.76	-	-	-	-	185	102	H
* 2.338	42.71	PK-U	31.7	-34.2	0	40.21	-	-	74	-33.79	-	-	185	102	V
* 2.333	31.02	ADR	31.7	-34.1	1.07	29.69	54	-24.31	-	-	-	-	185	102	V
* 3.863	46.68	PK-U	33.4	-32.8	0	47.28	-	-	74	-26.72	-	-	87	160	V
* 3.863	40.51	ADR	33.4	-32.8	1.07	42.18	54	-11.82	-	-	-	-	87	160	V
17.389	43.84	PK-U	40.8	-20.9	0	63.74	-	-	-	-	68.2	-4.46	256	203	V
17.39	44.1	PK-U	40.7	-20.9	0	63.9	-	-	-	-	68.2	-4.3	122	318	H
17.39	32	ADR	40.7	-20.9	1.07	52.87	-	-	-	-	-	-	122	318	H
17.39	30.31	ADR	40.8	-20.9	1.07	51.28	-	-	-	-	-	-	256	203	V

* - indicates frequency in CFR15.205/IC7.2.2 Restricted Band

PK-U - U-NII: Maximum Peak

ADR - U-NII AD primary method, RMS average

This report shall not be reproduced except in full, without the written approval of UL Verification Services Inc. .

10.4.5. TX ABOVE 1 GHz 802.11ac HT80 MODE IN THE 5.8 GHz BAND

RESTRICTED BANDEDGE (LOW CHANNEL)

LOWER EDGE, HORIZONTAL PEAK AND AVERAGE PLOT

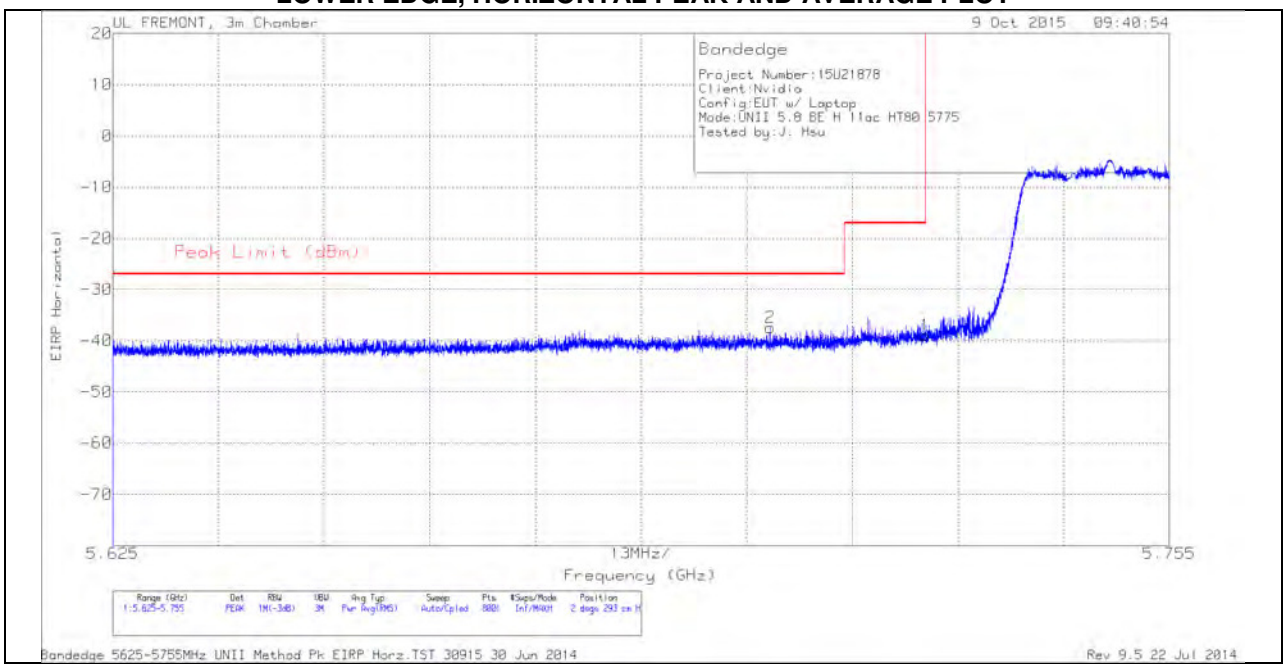

HORIZONTAL DATA

Marker	Frequency (GHz)	Meter Reading (dBm)	Det	AF T119 (dB/m)	Amp/Cbl/Fltr/Pad (dB)	Conversion Factor (dB)	Corrected Reading EIRP	Peak Limit (dBm)	PK Margin (dB)	Azimuth (Degs)	Height (cm)	Polarity
2	5.706	-63.59	PK	34.7	-20.3	11.8	-37.39	-27	-10.39	2	293	H
1	5.725	-65.25	PK	34.8	-20.3	11.8	-38.95	-17	-21.95	2	293	H

PK - Peak detector

This report shall not be reproduced except in full, without the written approval of UL Verification Services Inc. .

LOWER EDGE, VERTICAL PEAK AND AVERAGE PLOT

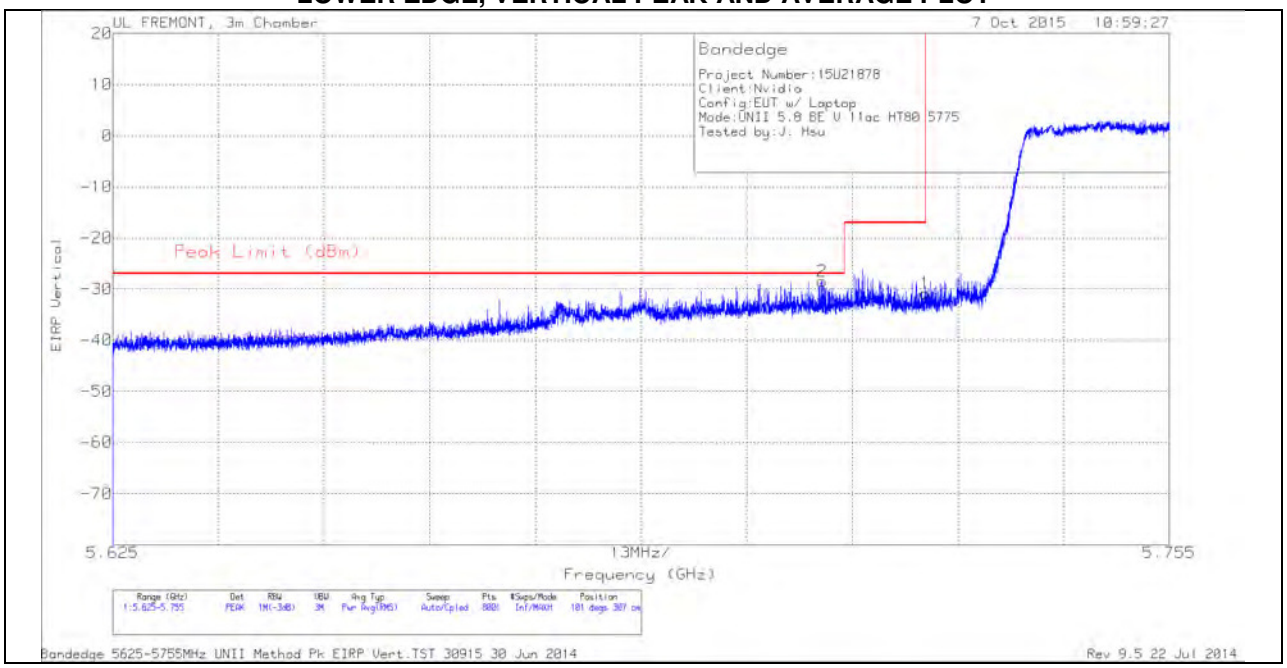

VERTICAL DATA

Marker	Frequency (GHz)	Meter Reading (dBm)	Det	AF T119 (dB/m)	Amp/Cbl/Filtr/Pad (dB)	Conversion Factor (dB)	Corrected Reading EIRP	Peak Limit (dBm)	PK Margin (dB)	Azimuth (Degs)	Height (cm)	Polarity
2	5.712	-54.67	PK	34.8	-20.4	11.8	-28.47	-27	-1.47	101	307	V
1	5.725	-57.14	PK	34.8	-20.3	11.8	-30.84	-17	-13.84	101	307	V

PK - Peak detector

This report shall not be reproduced except in full, without the written approval of UL Verification Services Inc. .

HIGHER EDGE, HORIZONTAL PEAK AND AVERAGE PLOT

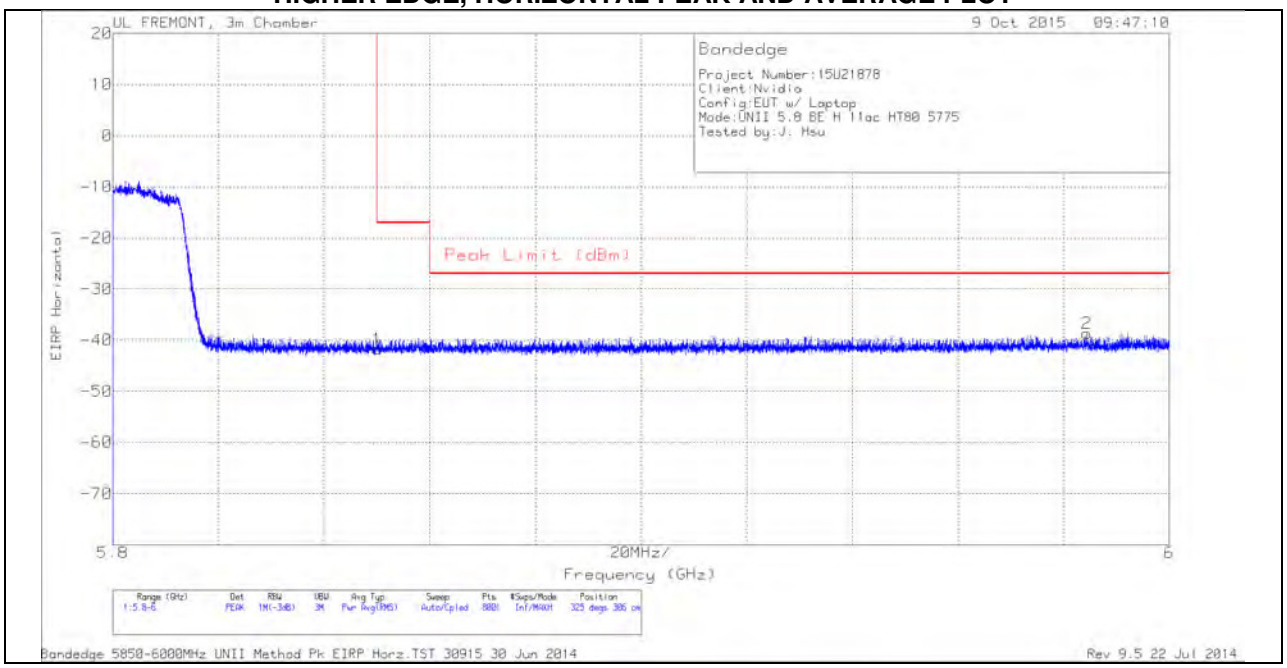

HORIZONTAL DATA

Marker	Frequency (GHz)	Meter Reading (dBm)	Det	AF T119 (dB/m)	Amp/Cbl/Filtr/Pad (dB)	Conversion Factor (dB)	Corrected Reading EIRP	Peak Limit (dBm)	PK Margin (dB)	Azimuth (Degs)	Height (cm)	Polarity
1	5.85	-67.86	PK	34.9	-20.6	11.8	-41.76	-17	-24.76	325	306	H
2	5.984	-65.53	PK	35.2	-20.1	11.8	-38.63	-27	-11.63	325	306	H

PK - Peak detector

This report shall not be reproduced except in full, without the written approval of UL Verification Services Inc. .

HIGHER EDGE, VERTICAL PEAK AND AVERAGE PLOT

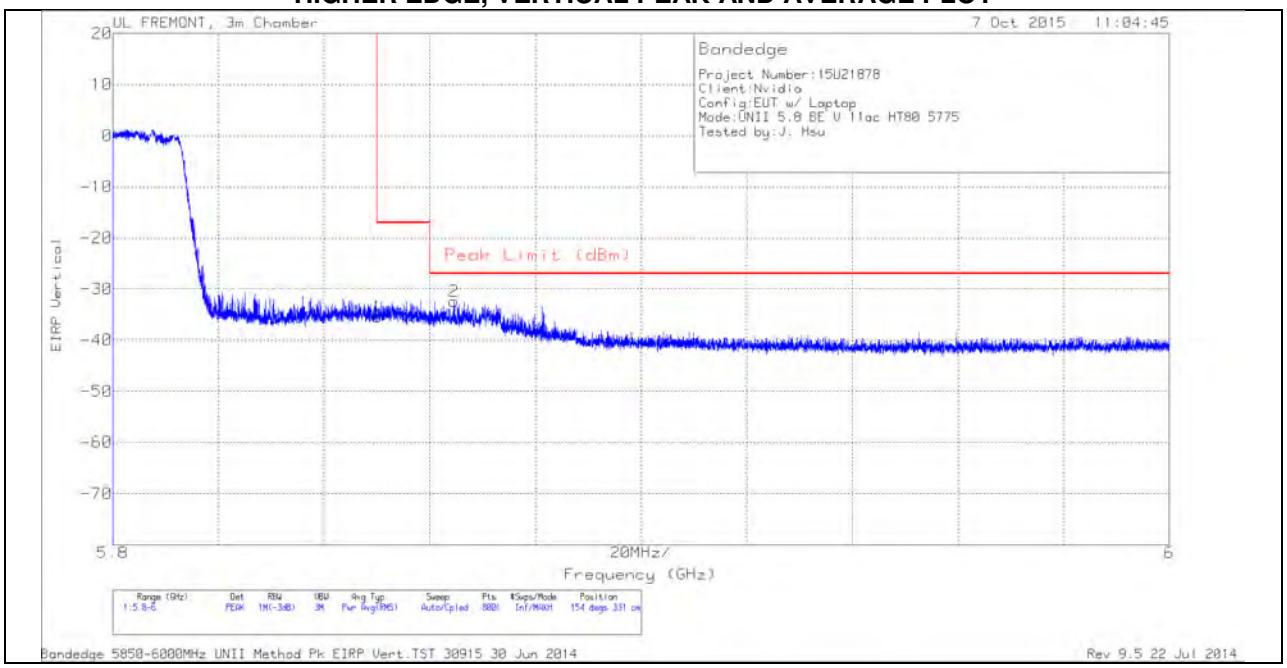

VERTICAL DATA

Marker	Frequency (GHz)	Meter Reading (dBm)	Det	AF T119 (dB/m)	Amp/Cbl/Filtr/Pad (dB)	Conversion Factor (dB)	Corrected Reading EIRP	Peak Limit (dBm)	PK Margin (dB)	Azimuth (Degs)	Height (cm)	Polarity
1	5.85	-61.57	PK	34.9	-20.6	11.8	-35.47	-17	-18.47	154	331	V
2	5.865	-58.58	PK	34.9	-20.5	11.8	-32.38	-27	-5.38	154	331	V

PK - Peak detector

This report shall not be reproduced except in full, without the written approval of UL Verification Services Inc. .

HARMONICS AND SPURIOUS EMISSIONS

LOW CHANNEL HORIZONTAL

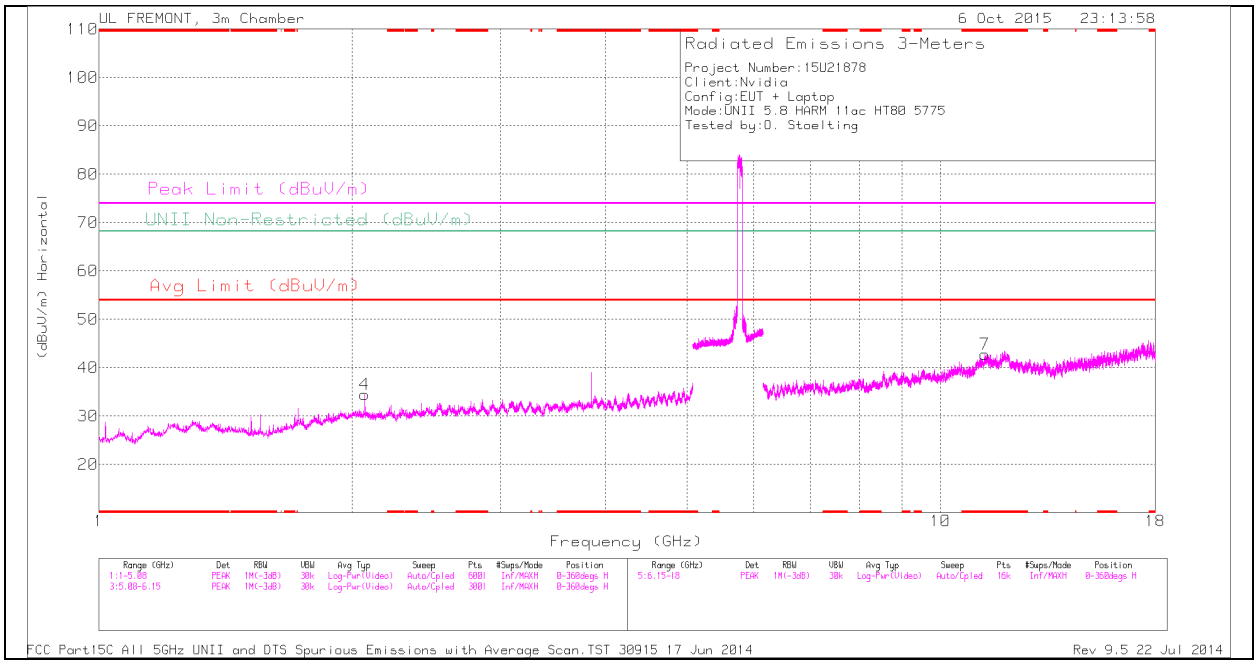

Note: Emission was scanned up to 40GHz; No emissions were detected above the noise floor which was at least 20dB below the specification limit.

This report shall not be reproduced except in full, without the written approval of UL Verification Services Inc. .

LOW CHANNEL VERTICAL

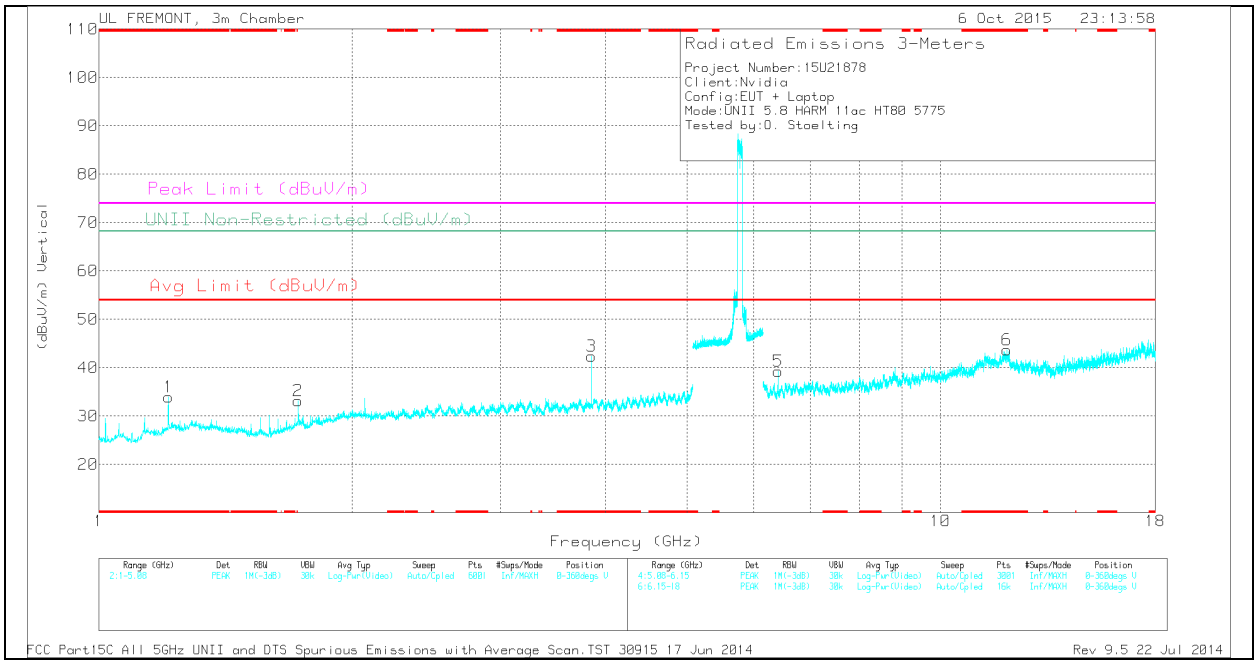

Note: Emission was scanned up to 40GHz; No emissions were detected above the noise floor which was at least 20dB below the specification limit.

This report shall not be reproduced except in full, without the written approval of UL Verification Services Inc. .

LOW CHANNEL DATA

TRACE MARKERS

Marker	Frequency (GHz)	Meter Reading (dBuV)	Det	AF T119 (dB/m)	Amp/Cbl/ Fltr/Pad (dB)	DC Corr (dB)	Corrected Reading (dBuV/m)	Avg Limit (dBuV/m)	Margin (dB)	Peak Limit (dBuV/m)	PK Margin (dB)	UNII Non-Restricted (dBuV/m)	PK Margin (dB)	Azimuth (Degs)	Height (cm)	Polarity
1	* 1.209	37.64	PK	29	-32.7	0	33.94	-	-	74	-40.06	-	-	0-360	100	V
3	* 3.85	39.41	PK	33.1	-30.1	0	42.41	-	-	74	-31.59	-	-	0-360	200	V
7	* 11.301	27.49	PK	38.1	-22.8	0	42.79	-	-	74	-31.21	-	-	0-360	200	H
6	* 11.99	27.99	PK	39.1	-23.4	0	43.69	-	-	74	-30.31	-	-	0-360	100	V
2	1.725	35.37	PK	29.3	-31.5	0	33.17	-	-	-	-	68.2	-35.03	0-360	200	V
4	2.07	34.85	PK	31.5	-31.9	0	34.45	-	-	-	-	68.2	-33.75	0-360	100	H
5	6.417	32.73	PK	35.5	-28.9	0	39.33	-	-	-	-	68.2	-28.87	0-360	200	V

* - indicates frequency in CFR15.205/IC7.2.2 Restricted Band

PK - Peak detector

RADIATED EMISSIONS

Frequency (GHz)	Meter Reading (dBuV)	Det	AF T119 (dB/m)	Amp/Cbl/Fl tr/Pad (dB)	DC Corr (dB)	Corrected Reading (dBuV/m)	Avg Limit (dBuV/m)	Margin (dB)	Peak Limit (dBuV/m)	PK Margin (dB)	UNII Non-Restricted (dBuV/m)	PK Margin (dB)	Azimuth (Degs)	Height (cm)	Polarity
* 1.21	45.09	PK1	29	-32.7	0	41.39	-	-	74	-32.61	-	-	46	214	V
* 1.21	38.35	AD1	29	-32.7	1.82	36.47	54	-17.53	-	-	-	-	46	214	V
* 3.85	45.13	PK1	33.1	-30.1	0	48.13	-	-	74	-25.87	-	-	26	206	V
* 3.85	39.41	AD1	33.1	-30.1	1.82	44.23	54	-9.77	-	-	-	-	26	206	V
* 11.299	36.27	PK1	38.1	-22.7	0	51.67	-	-	74	-22.33	-	-	58	352	H
* 11.303	24.27	AD1	38.1	-22.8	1.82	41.39	54	-12.61	-	-	-	-	58	352	H
* 11.991	36.96	PK1	39.1	-23.4	0	52.66	-	-	74	-21.34	-	-	185	112	V
* 11.992	24.65	AD1	39.1	-23.4	1.82	42.17	54	-11.83	-	-	-	-	185	112	V
1.725	44.89	PK1	29.3	-31.5	0	42.69	-	-	-	-	68.2	-25.51	202	207	V
1.725	30.54	AD1	29.3	-31.5	1.82	30.16	-	-	-	-	-	-	202	207	V
2.07	47.4	PK1	31.5	-31.9	0	47	-	-	-	-	68.2	-21.2	268	241	H
2.07	32.61	AD1	31.5	-31.9	1.82	34.03	-	-	-	-	-	-	268	241	H
6.417	40.58	PK1	35.5	-28.9	0	47.18	-	-	-	-	68.2	-21.02	35	200	V
6.417	31.06	AD1	35.5	-28.9	1.82	39.48	-	-	-	-	-	-	35	200	V

* - indicates frequency in CFR15.205/IC7.2.2 Restricted Band

PK1 - KDB789033 Method: Peak

AD1 - KDB789033 Method: AD Primary Power Average

This report shall not be reproduced except in full, without the written approval of UL Verification Services Inc. .

10.5. WORST-CASE BELOW 1 GHz (in the 5.2GHz Band)

SPURIOUS EMISSIONS 30 TO 1000 MHz (WORST-CASE CONFIGURATION, HORIZONTAL)

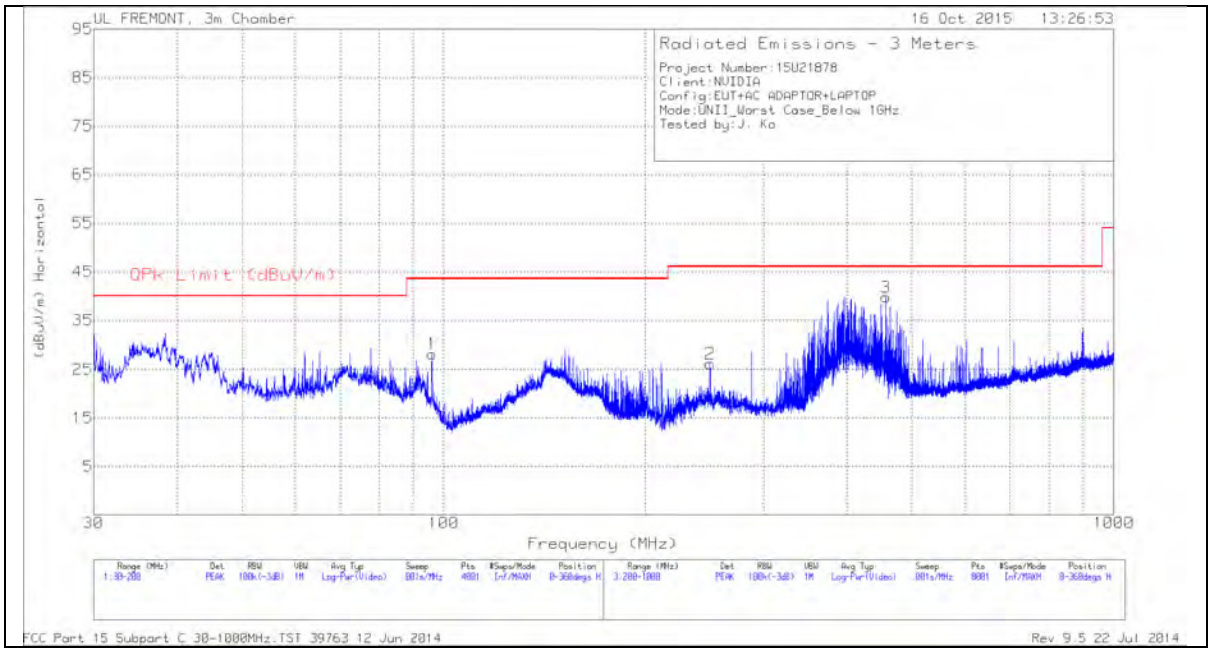

This report shall not be reproduced except in full, without the written approval of UL Verification Services Inc. .

SPURIOUS EMISSIONS 30 TO 1000 MHz (WORST-CASE CONFIGURATION, VERTICAL)

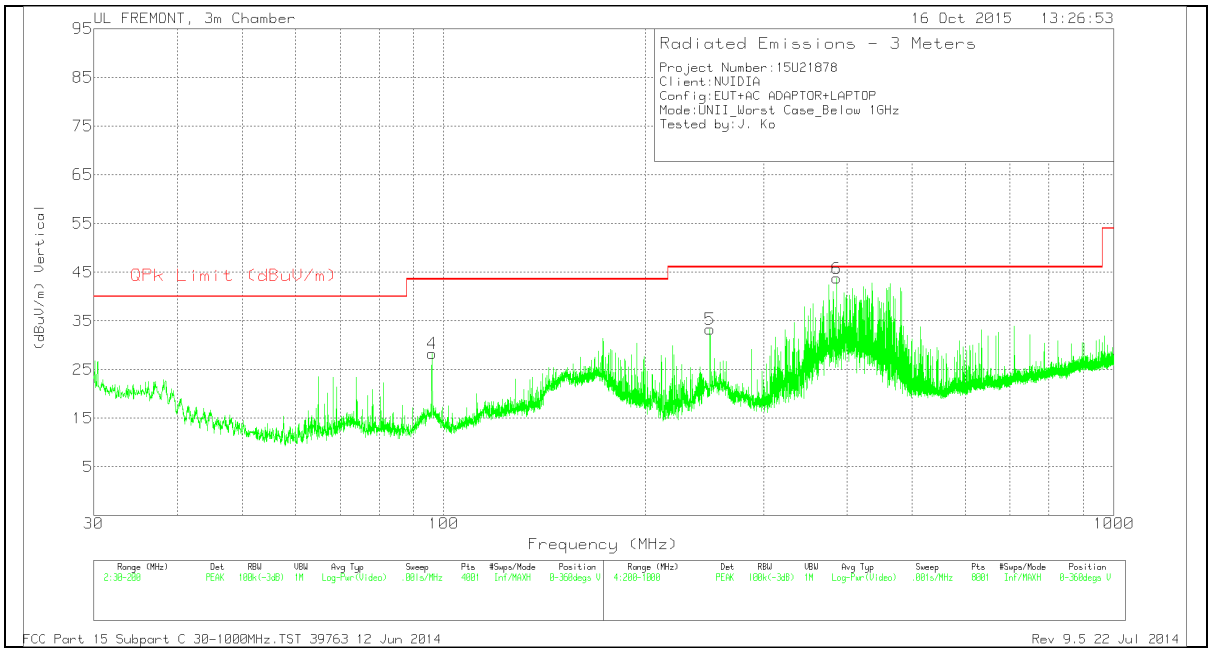

Below 1GHz Data

Marker	Frequency (MHz)	Meter Reading (dBuV)	Det	AF T185 (dB/m)	Amp/Cbl (dB)	Corrected Reading (dBuV/m)	QPk Limit (dBuV/m)	Margin (dB)	Azimuth (Degs)	Height (cm)	Polarity
1	96.0025	45.71	PK	8.8	-26.3	28.21	43.52	-15.31	0-360	200	H
4	96.0025	45.79	PK	8.8	-26.3	28.29	43.52	-15.23	0-360	100	V
2	249.6	39.37	PK	11.5	-24.7	26.17	46.02	-19.85	0-360	200	H
5	249.6	46.5	PK	11.5	-24.7	33.3	46.02	-12.72	0-360	100	V
6	385.867	30.71	QP	15	-24.7	21.01	46.02	-25.01	300	335	V
3	456.7	48.04	PK	16.7	-25	39.74	46.02	-6.28	0-360	100	H

PK - Peak detector

QP - Quasi-Peak detector

This report shall not be reproduced except in full, without the written approval of UL Verification Services Inc. .

11. AC POWER LINE CONDUCTED EMISSIONS

LIMITS

FCC §15.207 (a)

RSS-Gen 8.8

Frequency of Emission (MHz)	Conducted Limit (dBuV)	
	Quasi-peak	Average
0.15-0.5	66 to 56 *	56 to 46 *
0.5-5	56	46
5-30	60	50

* Decreases with the logarithm of the frequency.

TEST PROCEDURE

The EUT is placed on a non-conducting table 40 cm from the vertical ground plane and 80 cm above the horizontal ground plane. The EUT is configured in accordance with ANSI C63.10.

The receiver is set to a resolution bandwidth of 9 kHz. Peak detection is used unless otherwise noted as quasi-peak or average.

Line conducted data is recorded for both NEUTRAL and HOT lines.

RESULTS

This report shall not be reproduced except in full, without the written approval of UL Verification Services Inc. .

LINE 1 RESULTS

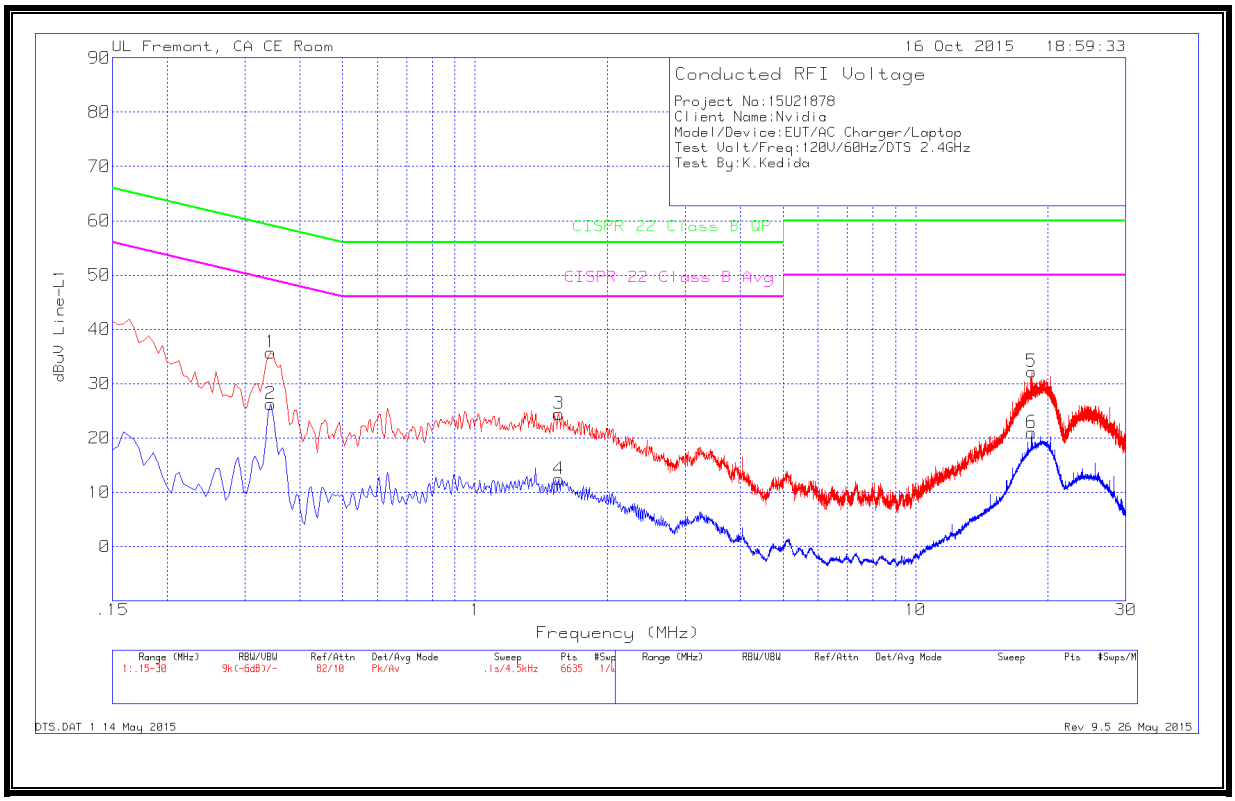

Range 1: Line-L1 .15 - 30MHz

Marker	Frequency (MHz)	Meter Reading (dBuV)	Det	T24 IL L1	LC Cables 1&3	Corrected Reading dBuV	CISPR 22 Class B QP	Margin (dB)	CISPR 22 Class B Avg	Margin (dB)
1	.3435	36.27	Pk	.5	0	36.77	59.12	-22.35	49.12	-12.35
2	.3435	25.79	Av	.5	0	26.29	-	-	49.12	-22.83
3	.9465	26.86	Pk	.3	0	27.16	56	-28.84	46	-18.84
4	.9465	11.99	Av	.3	0	12.29	-	-	46	-33.71
5	19.239	33.05	Pk	.3	.2	33.55	60	-26.45	50	-16.45
6	19.239	21.57	Av	.3	.2	22.07	-	-	50	-27.93

Pk - Peak detector

Av - Average detection

This report shall not be reproduced except in full, without the written approval of UL Verification Services Inc. .

LINE 2 RESULTS

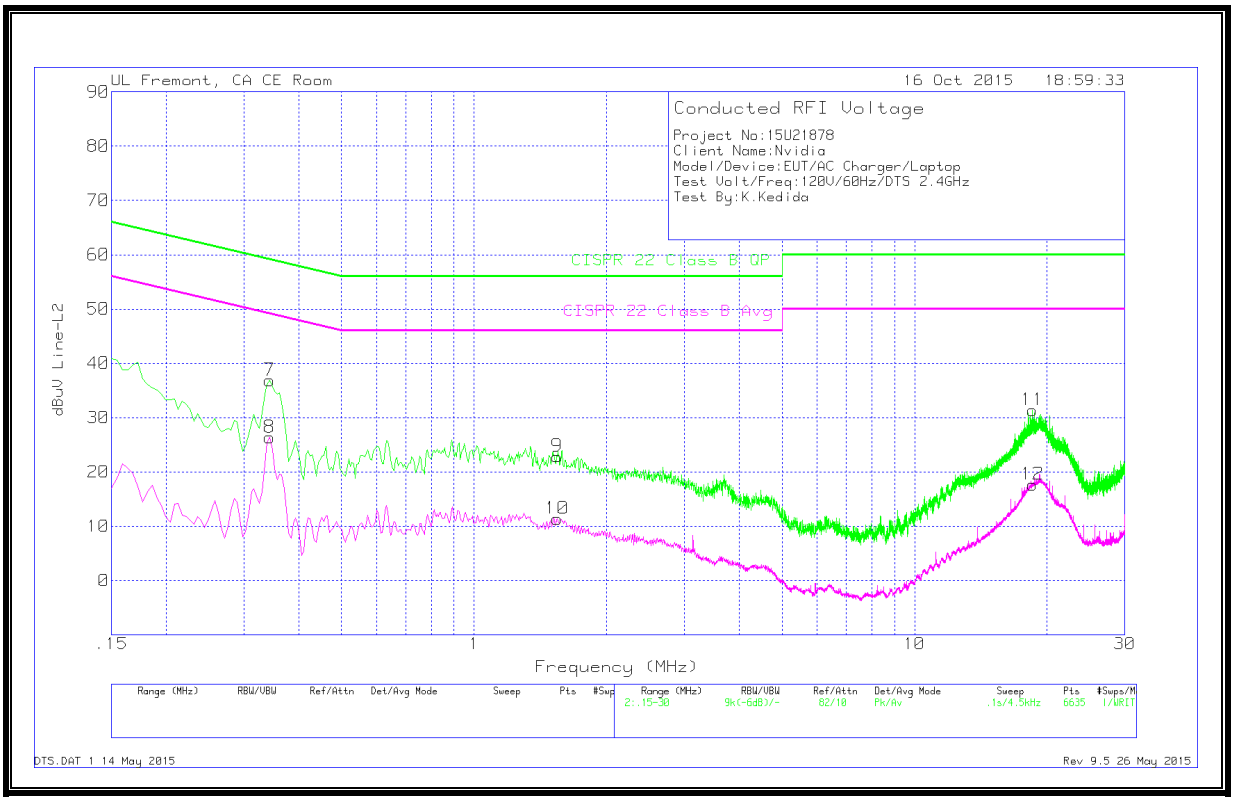

Range 2: Line-L2 .15 - 30MHz

Marker	Frequency (MHz)	Meter Reading (dBuV)	Det	T24 IL L2	LC Cables 2&3	Corrected Reading dBuV	CISPR 22 Class B QP	Margin (dB)	CISPR 22 Class B Avg	Margin (dB)
7	.348	32.82	Pk	.5	0	33.32	59.01	-25.69	49.01	-15.69
8	.348	19.06	Av	.5	0	19.56	-	-	49.01	-29.45
9	.9465	20.18	Pk	.3	0	20.48	56	-35.52	46	-25.52
10	.9465	4.24	Av	.3	0	4.54	-	-	46	-41.46
11	18.8295	26.76	Pk	.3	.2	27.26	60	-32.74	50	-22.74
12	18.8295	16.64	Av	.3	.2	17.14	-	-	50	-32.86

Pk - Peak detector

Av - Average detection

This report shall not be reproduced except in full, without the written approval of UL Verification Services Inc. .