11. SETUP PHOTOS

RADIATED AND POWERLINE CONDUCTED EMISSIONS MEASUREMENT SETUP	
	
RADIATED FRONT PHOTO (BELOW 1 GHz)	RADIATED BACK PHOTO (BELOW 1 GHz)
	
RADIATED FRONT PHOTO (ABOVE 1 GHz)	RADIATED BACK PHOTO (ABOVE 1 GHz)
	
LINE CONDUCTED FRONT PHOTO	LINE CONDUCTED SIDE VIEW PHOTO

This report shall not be reproduced except in full, without the written approval of UL Verification Services Inc.

ANTENNA PORT CONDUCTED RF MEASUREMENT SETUP AND RADIATED RF MEASUREMENT SETUP FOR PORTABLE CONFIGURATION



ANTENNA PORT CONDUCTED PHOTO



0 Degrees PHOTO



45 Degrees PHOTO



90 Degrees PHOTO

This report shall not be reproduced except in full, without the written approval of UL Verification Services Inc.

12. EUT PHOTOS

Top View

Bottom View

Side View

P2180 Photographs

This report shall not be reproduced except in full, without the written approval of UL Verification Services Inc.



Side View (continued)

This report shall not be reproduced except in full, without the written approval of UL Verification Services Inc.

PCB View

Top View



Bottom View

PCB View

This report shall not be reproduced except in full, without the written approval of UL Verification Services Inc.

Heat Sink Internal View



Heat Sink Internal View

This report shall not be reproduced except in full, without the written approval of UL Verification Services Inc.

Mechanical Drawing

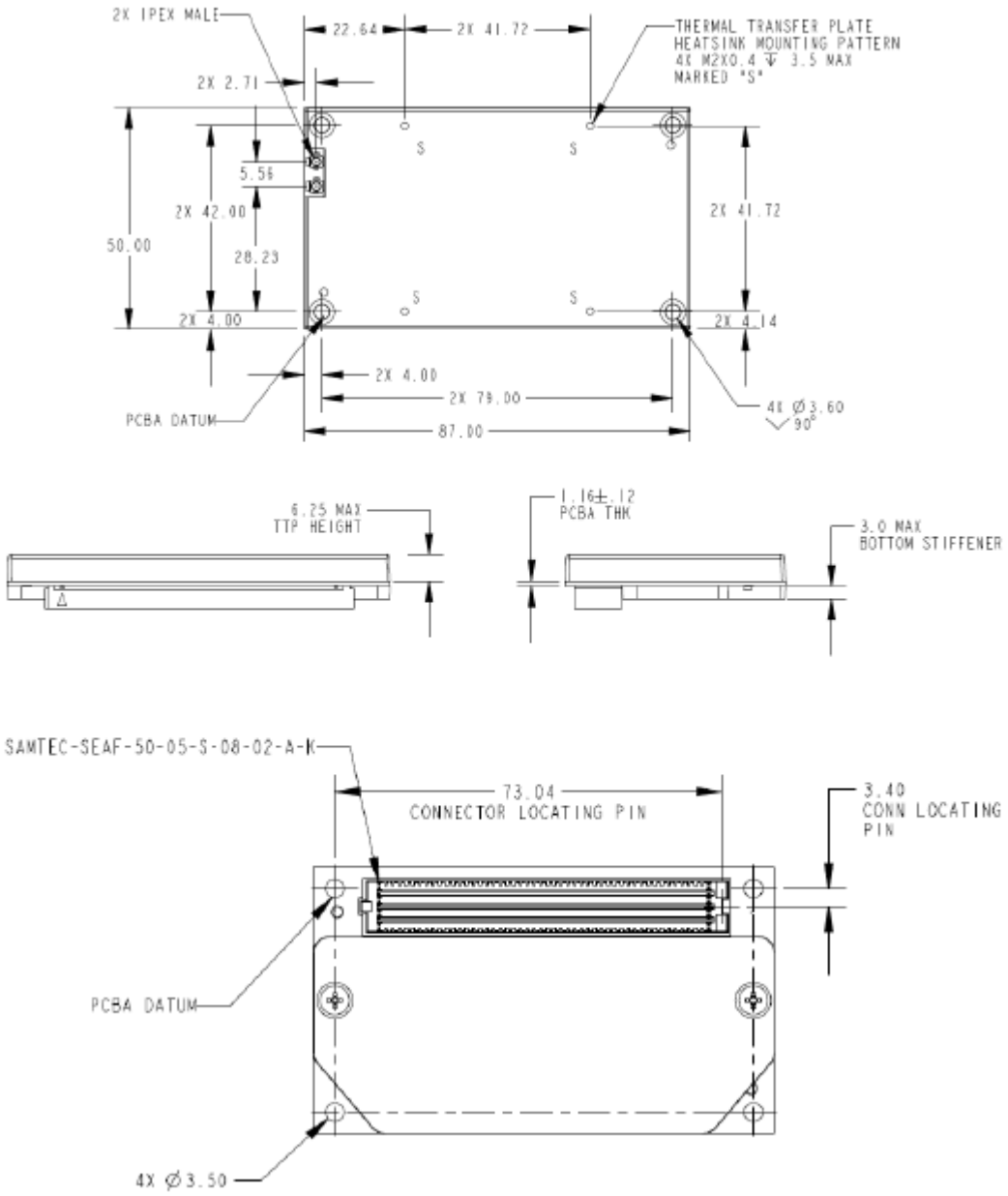

Mechanical Drawing

END OF REPORT

UL VERIFICATION SERVICES INC. FORM NO: CCSUP4701I
47173 BENICIA STREET, FREMONT, CA 94538, USA TEL: (510) 771-1000 FAX: (510) 661-0888
This report shall not be reproduced except in full, without the written approval of UL Verification Services Inc.