FCC PART 15E TEST REPORT FOR CERTIFICATION
On Behalf of

NVIDIA Corporation

Complex Set-Top Box

Model Number: P2571

FCC ID: VOB-P2571

Prepared for : NVIDIA Corporation
2701 San Tomas Expressway, Santa Clara, CA,95050,USA

Prepared By : Audix Technology (Shenzhen) Co., Ltd.
No. 6, Ke Feng Rd., 52 Block,
Shenzhen Science & Industrial Park,
Nantou, Shenzhen, Guangdong, China

Tel: (0755) 26639496

Report Number : ACS-F15001
Date of Test : Dec.14 ,2014 ~ Jan.02, 2015
Date of Report : Feb.09, 2015

TABLE OF CONTENTS

Description Page

1. SUMMARY OF STANDARDS AND RESULTS 1-1
1.1. Description of Standards and Results 1-1
2. GENERAL INFORMATION 2-1
2.1. Description of Device (EUT) 2-1
2.2. Test Information 2-2
2.3. Tested Supporting System Details 2-4
2.4. Block Diagram of Test Setup 2-4
2.5. Test Facility 2-5
2.6. Measurement Uncertainty (95% confidence levels, k=2) 2-5
3. POWER LINE CONDUCTED EMISSION TEST 3-1
3.1. Test Equipments 3-1
3.2. Block Diagram of Test Setup 3-1
3.3. Power Line Conducted Emission Test Limits 3-1
3.4. Configuration of EUT on Test 3-2
3.5. Operating Condition of EUT 3-2
3.6. Test Procedure 3-2
3.7. Power Line Conducted Emission Test Results 3-2
4. RADIATED EMISSION TEST 4-1
4.1. Test Equipment 4-1
4.2. Block Diagram of Test Setup 4-2
4.3. Radiated Emission Limit 4-3
4.4. EUT Configuration on Test 4-3
4.5. Operating Condition of EUT 4-3
4.6. Test Procedure 4-4
4.7. Radiated Emission Test Results 4-4
5. BAND EDGE COMPLIANCE TEST 5-1
5.1. Test Equipment 5-1
5.2. Limit 5-1
5.3. Test Produce 5-1
5.4. Test Results 5-1
6. 6dB&26dB Bandwidth Test 6-1
6.1. Test Equipment 6-1
6.2. Limit 6-1
6.3. Test Procedure 6-1
6.4. Test Results 6-1
7. OUTPUT POWER TEST 7-1
7.1. Test Equipment 7-1
7.2. Limit 7-1
7.3. Test Procedure 7-1
7.4. Test Results 7-2
8. SPECTRAL DENSITY TEST 8-1
8.1. Test Equipment 8-1
8.2. Limit 8-1
8.3. Test Procedure 8-1
8.4. Test Results 8-2
9. MPE ESTIMATION 9-1
9.1. Limit for General Population/ Uncontrolled Exposures 9-1

9.2. Estimation Result 9-1
10. ANTENNA REQUIREMENT 10-1
10.1. STANDARD APPLICABLE 10-1
10.2. ANTENNA CONNECTED CONSTRUCTION 10-1
11. DEVIATION TO TEST SPECIFICATIONS 11-1
12. PHOTOGRAPH OF TEST 12-1
12.1. Photos of Power Line Conducted Emission Test 12-1
12.2. Photos of Radiated Emission Test 12-2
13. PHOTOGRAPH OF EUT 13-1

TEST REPORT CERTIFICATION

Applicant	:	NVIDIA Corporation
Manufacturer	:	NVIDIA Corporation
EUT Description	:	Complex Set-Top Box
FCC ID	:	VOB-P2571
		(A) MODEL NO. : P2571
		(B) SERIAL NO. : N/A
		(C) Power Supply DC 19V
		(D) TEST VOLTAGE : DC 19V From Adapter Input AC 120V/60Hz

Tested for comply with:
FCC Rules and Regulations Part 15 Subpart E: 2014

Test procedure used:

KDB789033D02 v01: KDB644545D01

The device described above is tested by AUDIX TECHNOLOGY (SHENZHEN) CO., LTD. to confirm comply with all the FCC Part 15 Subpart E requirements. The test results are contained in this test report and AUDIX TECHNOLOGY (SHENZHEN) CO., LTD. is assumed full responsibility for the accuracy and completeness of these tests. Also, this report shows that the Equipment Under Test (EUT) is to be technically compliant with the FCC and IC requirements. This report contains data that are not covered by the NVLAP accreditation.

This Report is made under FCC Part 2.1075. No modifications were required during testing to bring this product into compliance.

This report applies to above tested sample only. This report shall not be reproduced in part without written approval of AUDIX TECHNOLOGY (SHENZHEN) CO., LTD.

The report must not be used by the client to claim product certification, approval, or endorsement by NVLAP, NIST, or any agency of the federal government.

Date of Test : Dec.14, 2014 ~ Jan.02, 2015 Report of date: Feb.09, 2015

Prepared by : Cindy Zhu
Cindy Zhu / Assistant

Reviewed by :
Sunny Lu / Assistant Manager

AUDIX® 信華科技（深圳）有限公司
Audix Technology (Shenzhen) Co., Ltd.
EMC 部門報告專用章
Stamp only for EMC Dept. Report
Signature: David Jin

Approved & Authorized Signer :
David Jin / Manager

1. SUMMARY OF STANDARDS AND RESULTS

1.1.Description of Standards and Results

The EUT have been tested according to the applicable standards as referenced below.

EMISSION		
Description of Test Item	**Standard**	**Results**
Power Line Conducted Emission	FCC Part 15: 15.207	PASS
Radiated Emission	FCC Part 15: 15.209	PASS
Band Edge Compliance	FCC Part 15: 15.407	PASS
6dB&26Bandwidth Test	FCC Part 15: 15.407(a)	PASS
Output Power Test	FCC Part 15: 15.407(a)	PASS
Power Spectral Density Test	FCC Part 15: 15.407(a)	PASS
Frequency Stability	FCC Part 15: 15.407(g)	PASS
Antenna requirement	FCC Part 15: 15.203	PASS

2. GENERAL INFORMATION

2.1.Description of Device (EUT)

Product Name	: Complex Set-Top Box
Model Number	: P2571
FCC ID	: VOB-P2571
Radio	: IEEE802.11 a/b/g/n/ac; Bluetooth V3.0+EDR; Bluetooth V4.1(LE)
Operation Frequency	: IEEE 802.11a: 5180MHz—5240MHz 5745MHz—5825MHz IEEE 802.11ac VHT20: 5180MHz—5240MHz, 5745MHz—5825MHz IEEE 802.11ac VHT40: 5190MHz—5230MHz, 5755MHz—5795MHz IEEE 802.11ac VHT80: 5210MHz, 5775MHz IEEE 802.11b: 2412MHz—2462MHz IEEE 802.11g: 2412MHz—2462MHz IEEE802.11nHT20: 2412MHz—2462MHz;5180MHz—5240MHz, 5745MHz—5825MHz IEEE802.11nHT40: 2422MHz—2452MHz5190MHz—5230MHz, 5755MHz—5795MHz Bluetooth : 2402-2480MHz
Modulation Technology	: IEEE 802.11b: DSSS(CCK,DQPSK,DBPSK) IEEE 802.11a/g: OFDM(64QAM, 16QAM, QPSK, BPSK) IEEE 802.11ac VHT20, VHT40, VHT80: OFDM(16QAM, 64QAM, 256QAM, QPSK, BPSK) IEEE 802.11n HT20, HT40: OFDM (64QAM, 16QAM,QPSK,BPSK) Bluetooth V3.0+EDR: GFSK, π/4DQPSK,8-DPSK Bluetooth V4.1(LE):GFSK
Antenna Assembly Gain	: Antenna Type: Dipole Bluetooth: 3.34dBi WIFI 2.4GHz:ANT 1: 4.13dBi; ANT 2: 3.34dBi U-NII 5180-5240MHz Band:ANT 1: 6.09dBi; ANT 2: 6.93dBi U-NII 5745-5825MHz Band:ANT 1: 6.15dBi; ANT 2: 6.99dBi

Applicant	: NVIDIA Corporation 2701 San Tomas Expressway, Santa Clara, CA,95050,USA
Manufacturer	: NVIDIA Corporation 2701 San Tomas Expressway, Santa Clara, CA,95050,USA
Power Adapter	: Manufacture :FSP GROUP INC. Model Name: SPA040A19W2 Data Cable:Unshieled,Undetachable,1.9m
USB Cable	: Shielded, Detachable, 1.0m
HDMI Cable	: Shielded, Detachable, 1.8m
Date of Test	: Dec.14 ,2014 ~ Jan.02, 2015
Date of Receipt	: Dec.10 ,2014

2.2.Test Information

A special test software was used to control EUT work in Continuous TX mode nearly (nearly 100% duty cycle), and select test channel, wireless mode and data rate.

This device has two antennas, and those two antennas can transmit simultaneously in 11ac/n Mode.

Tested mode, channel, and data rate information			
Mode	data rate (Mpbs)(see Note)	Channel	Frequency (MHz)
IEEE 802.11a	6	Low :CH36	5180
	6	Middle: CH40	5200
	6	High: CH48	5240
	6	Low :CH149	5745
	6	Middle: CH157	5785
	6	High: CH165	5825
IEEE 802.11nHT20	MCS0	Low :CH36	5180
	MCS0	Middle: CH40	5200
	MCS0	High: CH48	5240
	MCS0	Low :CH149	5745
	MCS0	Middle: CH157	5785
	MCS0	High: CH165	5825
IEEE 802.11nHT40	MCS0	Low :CH38	5190
	MCS0	High: CH46	5230
	MCS0	Low :CH151	5755
	MCS0	High: CH159	5795
IEEE 802.11acVHT20	MCS0	Low :CH36	5180
	MCS0	Middle: CH40	5200
	MCS0	High: CH48	5240
	MCS0	Low :CH149	5745
	MCS0	Middle: CH157	5785
	MCS0	High: CH165	5825
IEEE 802.11acVHT40	MCS0	Low :CH38	5190
	MCS0	High: CH46	5230
	MCS0	Low :CH151	5755
	MCS0	High: CH159	5795
IEEE 802.11acVHT80	MCS0	CH42	5210
	MCS0	CH155	5775

Note: 1. According exploratory test, EUT will have maximum output power in those data rate, so those data rate were used for all test.
2. This is 2T2R device, test comply with the Requirement of KDB662911.
3. IEEE802.11a use SISO and 11ac/n use MIMO mode during the test.

2.3.Tested Supporting System Details

No.	Description	ACS No.	Manufacturer	Model	Serial Number	Approved type
1.	Notebook	N/A	ACER	ZOW	N/A	☑FCC DoC ☑BSMI ID:R41108
		Power Cord: Unshielded, Detachable, 1.8m Power Adapter: Manufacturer: Lite-On, M/N: PA-1900-32 Data Cable: Shielded, Undetectable, 4.0m(Bond one ferrite core)				
2.	Monitor	ACS-EMC-LM10R	DELL	U3011t	CN-OPH5NY-74445-097-505L	☑FCC DoC ☑BSMI ID:R43004
		Power Cord: Unshielded, Detachable, 1.8m				
3.	USB Disk*2	Kingston,4G mini Memory				
4.	SD Card	Kingston,1G Memory				
5.	LAN Cable	Shielded, Detachable, 2.0m				

2.4.Block Diagram of Test Setup

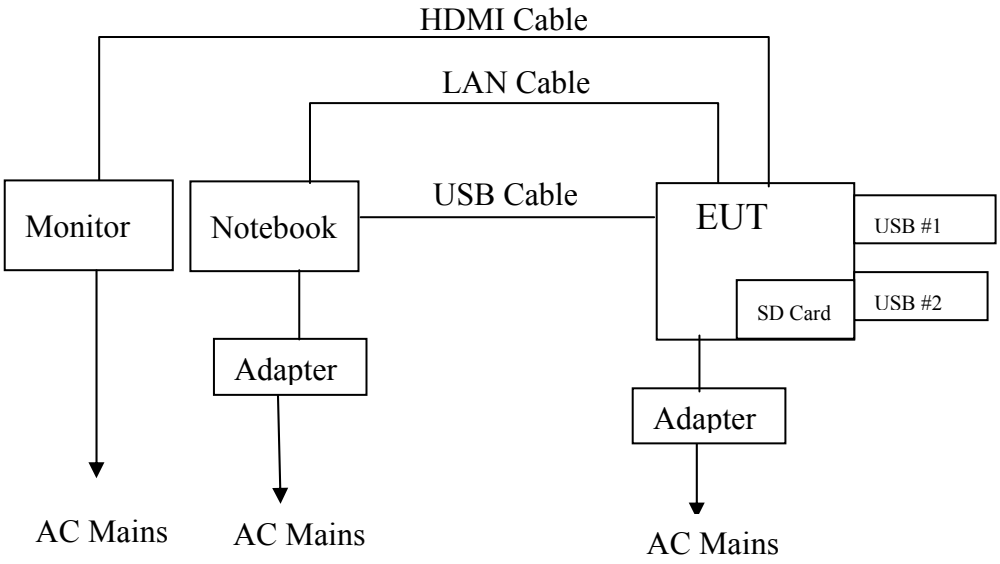

(EUT: Complex Set-Top Box)

2.5. Test Facility

Site Description

Name of Firm	:	Audix Technology (Shenzhen) Co., Ltd. No. 6, Ke Feng Rd., 52 Block, Shenzhen Science & Industrial Park,Nantou, Shenzhen, Guangdong, China
3m Anechoic Chamber	:	Certificated by FCC, USA Registration Number: 90454 Valid Date: Feb.22, 2015
3m & 10m Anechoic Chamber	:	Certificated by FCC, USA Registration Number: 794232 Valid Date: Oct.31, 2015
EMC Lab.	:	Certificated by Industry Canada Registration Number: IC 5183A-1 Valid Date: May.14, 2017
	:	Certificated by DAkkS, Germany Registration No: D-PL-12151-01-00 Valid Date: Dec.15, 2016
	:	Accredited by NVLAP, USA NVLAP Code: 200372-0 Valid Date: Mar.31, 2015

2.6. Measurement Uncertainty (95% confidence levels, k=2)

Test Item	Uncertainty
Uncertainty for Conduction emission test in No. 1 Conduction	3.1 dB(150kHz to 30MHz)
Uncertainty for Radiation Emission test in 3m chamber	3.22 dB(30~200MHz, Polarize: H)
	3.23 dB(30~200MHz, Polarize: V)
	3.49 dB(200M~1GHz, Polarize: H)
	3.39 dB(200M~1GHz, Polarize: V)
Uncertainty for Radiation Emission test in 3m chamber (1GHz-18GHz)	4.97 dB(1~6GHz, Distance: 3m)
	4.99 dB(6~18GHz, Distance: 3m)
Uncertainty for Radiated Spurious Emission test in RF chamber	3.57 dB
Uncertainty for Conduction Spurious emission test	2.00 dB
Uncertainty for Output power test	0.73 dB
Uncertainty for Power density test	2.00 dB
Uncertainty for Frequency range test	$7x10^{-8}$
Uncertainty for Bandwidth test	83 kHz
Uncertainty for DC power test	0.038 %
Uncertainty for test site temperature and humidity	0.6℃
	3%

3. POWER LINE CONDUCTED EMISSION TEST

3.1.Test Equipments

Item	Equipment	Manufacturer	Model No.	Serial No.	Last Cal.	Cal. Interval
1.	1# Shielding Room	AUDIX	N/A	N/A	Apr.17,14	1 Year
2.	Test Receiver	Rohde & Schwarz	ESHS10	838693/001	Oct.29, 14	1 Year
3.	L.I.S.N.#1	Rohde & Schwarz	ESH2-Z5	100429	Jan.22, 14	1 Year
4.	L.I.S.N.#3	Kyoritsu	KNW-242C	8-1920-1	Apr. 28,14	1 Year
5.	Terminator	Hubersuhner	50Ω	No. 1	Apr. 28,14	1 Year
6.	Terminator	Hubersuhner	50Ω	No. 2	Apr. 28,14	1 Year
7.	RF Cable	Hubersuhner	RG58	0100.6954.20#	Jan.22, 14	1Year
8.	Coaxial Switch	Anritsu	MP59B	6200298346	Apr. 28,14	1 Year
9.	Pulse Limiter	Rohde & Schwarz	ESH3-Z2	101838	Jan.22, 14	1 Year

3.2.Block Diagram of Test Setup

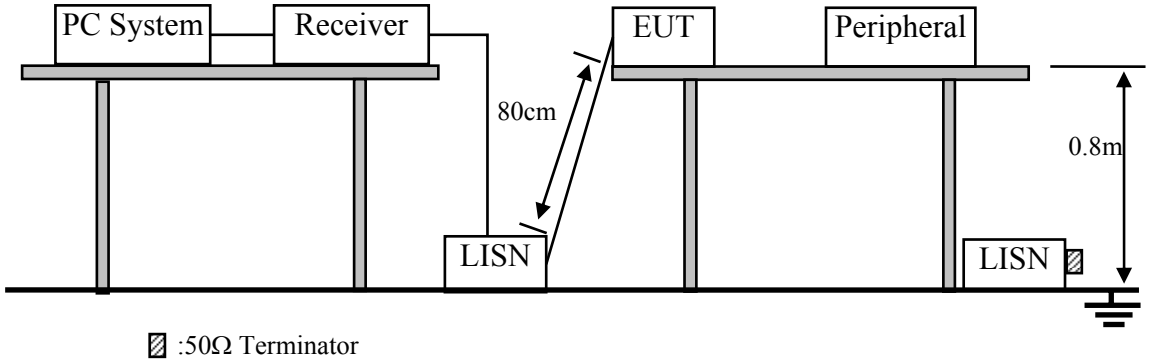

3.3.Power Line Conducted Emission Test Limits

Frequency	Maximum RF Line Voltage	
	Quasi-Peak Level dB(μV)	Average Level dB(μV)
150kHz ~ 500kHz	66 ~ 56*	56 ~ 46*
500kHz ~ 5MHz	56	46
5MHz ~ 30MHz	60	50

Notes: 1. * Decreasing linearly with logarithm of frequency.
2. The lower limit shall apply at the transition frequencies.

3.4. Configuration of EUT on Test

The following equipment are installed on Power Line Conducted Emission Test to meet the commission requirement and operating regulations in a manner which tends to maximize its emission characteristics in a normal application.

3.4.1. Complex Set-Top Box (EUT)

Model Number : P2571
Serial Number : N/A

3.4.2. Support Equipment: As Tested Supporting System Details, in Section 2.2.

3.5. Operating Condition of EUT

3.5.1. Setup the EUT and simulator as shown as Section 3.2.

3.5.2. Turned on the power of all equipment.

3.5.3. PC run test software to control EUT work in Tx mode.

3.6. Test Procedure

The EUT was placed on a non-metallic table, 80cm above the ground plane. The EUT Power connected to the power mains through a line impedance stabilization network (L.I.S.N. 1#). This provides a 50 ohm coupling impedance for the EUT (Please refer the block diagram of the test setup and photographs). The AC line are checked to find out the maximum conducted emission. In order to find the maximum emission levels, the relative positions of equipment and all of the interface cables shall be changed according to ANSI C63.10: 2009 on Conducted Emission Test.

The bandwidth of test receiver (R & S ESHS10) is set at 9kHz.and the measure use QP Detector

The frequency range from 150kHz to 30MHz is checked.

3.7. Power Line Conducted Emission Test Results

PASS. **(**All emissions not reported below are too low against the prescribed limits.)

U-NII 5180-5240MHz Band:

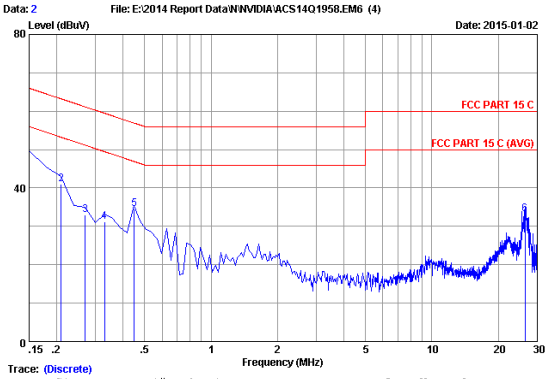

Site no :1#conduction Data No :2
Dis./Ant. :2014 ESH2-Z5 LINE
Limit :FCC PART 15 C
Env./Ins. :24.6*C/50.7% Engineer :Kobe-Huang
EUT :Complex Set-Top Box M/N:P2571
Power Rating :DC 19V From Adapter Input AC 120V/60Hz
Test Mode :Tx Mode

No	Freq (MHz)	LISN Factor (dB)	Cable Loss (dB)	Reading (dBuV)	Emission Level (dBuV)	Limits (dBuV)	Margin (dB)	Remark
1	0.15000	0.14	9.89	37.63	47.66	66.00	18.34	QP
2	0.20970	0.13	9.90	31.00	41.03	63.22	22.19	QP
3	0.26940	0.13	9.90	23.03	33.06	61.14	28.08	QP
4	0.32910	0.14	9.90	21.10	31.14	59.47	28.33	QP
5	0.44850	0.50	9.90	24.10	34.50	56.90	22.40	QP
6	26.418	0.62	10.18	22.38	33.18	60.00	26.82	QP

Remarks: 1.Emission Level=LISN Factor+Cable Loss(Include 10dB pulse limit) +Reading.
2.If the average limit is met when useing a quasi-peak detector. the EUT shall be deemed to meet both limits and measurement with average detector is unnecessary.

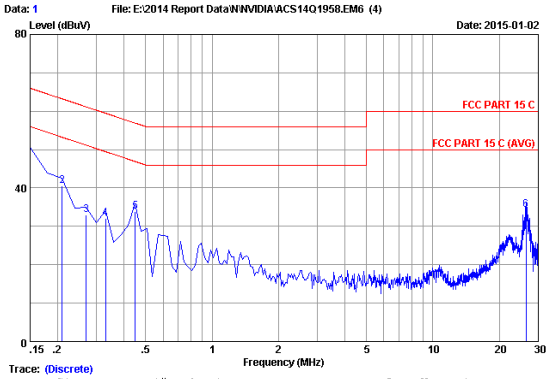

Site no :1#conduction Data No :1
Dis./Ant. :2014 ESH2-Z5 NEUTRAL
Limit :FCC PART 15 C
Env./Ins. :24.6*C/50.7% Engineer :Kobe-Huang
EUT :Complex Set-Top Box M/N:P2571
Power Rating :DC 19V From Adapter Input AC 120V/60Hz
Test Mode :Tx Mode

No	Freq (MHz)	LISN Factor (dB)	Cable Loss (dB)	Reading (dBuV)	Emission Level (dBuV)	Limits (dBuV)	Margin (dB)	Remark
1	0.15000	0.13	9.89	38.60	48.62	66.00	17.38	QP
2	0.20970	0.13	9.90	30.54	40.57	63.22	22.65	QP
3	0.26940	0.14	9.90	22.93	32.97	61.14	28.17	QP
4	0.32910	0.15	9.90	22.01	32.06	59.47	27.41	QP
5	0.44850	0.16	9.90	23.73	33.79	56.90	23.11	QP
6	26.448	0.77	10.18	23.34	34.29	60.00	25.71	QP

Remarks: 1.Emission Level=LISN Factor+Cable Loss(Include 10dB pulse limit) +Reading.
2.If the average limit is met when useing a quasi-peak detector. the EUT shall be deemed to meet both limits and measurement with average detector is unnecessary.

U-NII 5745-5825MHz Band:

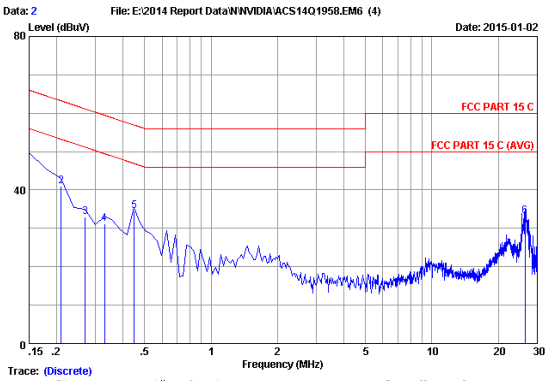

Site no :1#conduction Data No :2
Dis./Ant. :2014 ESH2-Z5 LINE
Limit :FCC PART 15 C
Env./Ins. :24.6*C/50.7% Engineer :Kobe-Huang
EUT :Complex Set-Top Box M/N:P2571
Power Rating :DC 19V From Adapter Input AC 120V/60Hz
Test Mode :Tx Mode

No	Freq (MHz)	LISN Factor (dB)	Cable Loss (dB)	Reading (dBuV)	Emission Level (dBuV)	Limits (dBuV)	Margin (dB)	Remark
1	0.15000	0.14	9.89	37.63	47.66	66.00	18.34	QP
2	0.20970	0.13	9.90	31.00	41.03	63.22	22.19	QP
3	0.26940	0.13	9.90	23.03	33.06	61.14	28.08	QP
4	0.32910	0.14	9.90	21.10	31.14	59.47	28.33	QP
5	0.44850	0.50	9.90	24.10	34.50	56.90	22.40	QP
6	26.418	0.62	10.18	22.38	33.18	60.00	26.82	QP

Remarks: 1.Emission Level=LISN Factor+Cable Loss(Include 10dB pulse limit) +Reading.
2.If the average limit is met when useing a quasi-peak detector. the EUT shall be deemed to meet both limits and measurement with average detector is unnecessary.

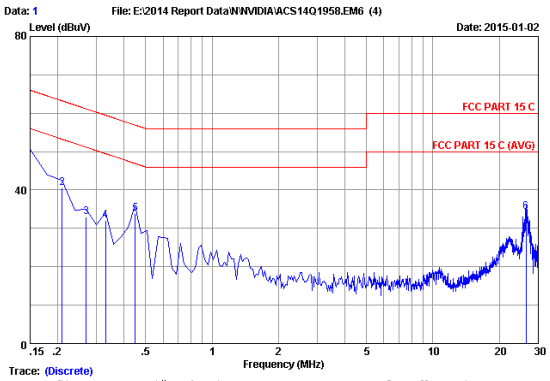

Site no :1#conduction Data No :1
Dis./Ant. :2014 ESH2-Z5 NEUTRAL
Limit :FCC PART 15 C
Env./Ins. :24.6*C/50.7% Engineer :Kobe-Huang
EUT :Complex Set-Top Box M/N:P2571
Power Rating :DC 19V From Adapter Input AC 120V/60Hz
Test Mode :Tx Mode

No	Freq (MHz)	LISN Factor (dB)	Cable Loss (dB)	Reading (dBuV)	Emission Level (dBuV)	Limits (dBuV)	Margin (dB)	Remark
1	0.15000	0.13	9.89	38.60	48.62	66.00	17.38	QP
2	0.20970	0.13	9.90	30.54	40.57	63.22	22.65	QP
3	0.26940	0.14	9.90	22.93	32.97	61.14	28.17	QP
4	0.32910	0.15	9.90	22.01	32.06	59.47	27.41	QP
5	0.44850	0.16	9.90	23.73	33.79	56.90	23.11	QP
6	26.448	0.77	10.18	23.34	34.29	60.00	25.71	QP

Remarks: 1.Emission Level=LISN Factor+Cable Loss(Include 10dB pulse limit) +Reading.
2.If the average limit is met when useing a quasi-peak detector. the EUT shall be deemed to meet both limits and measurement with average detector is unnecessary.

4. RADIATED EMISSION TEST

4.1. Test Equipment

4.1.1. For frequency range 30 MHz ~1000MHz (At Anechoic Chamber)

Item	Equipment	Manufacturer	Model No.	Serial No.	Last Cal.	Cal. Interval
1.	3#Chamber	AUDIX	N/A	N/A	Nov.23, 14	1 Year
2.	EMI Spectrum	Agilent	E4407B	MY41440292	Apr. 28,14	1 Year
3.	Test Receiver	Rohde & Schwarz	ESVS10	834468/011	Apr. 28,14	1 Year
4.	Amplifier	HP	8447D	2648A04738	Apr. 28,14	1 Year
5.	Bilog Antenna	TESEQ	CBL6112D	35375	Jun. 18, 14	1 Year
6.	RF Cable	MIYAZAKI	CFD400-NL	3# Chamber No.1	Apr. 28,14	1 Year
7.	Coaxial Switch	Anritsu	MP59B	6200313662	Apr. 28,14	1 Year

4.1.2. For frequency range 1GHz~40GHz (At Anechoic Chamber)

Item	Equipment	Manufacturer	Model No.	Serial No.	Last Cal.	Cal. Interval
1	Spectrum Analyzer	Agilent	E4446A	US44300459	Apr. 28,14	1 Year
2	Horn Antenna	ETS	3115	9510-4580	Jun. 06, 14	1 Year
3	Amplifier	Agilent	8449B	3008A02495	Apr. 28,14	1 Year
4	RF Cable	Hubersuhner	SUCOFLEX106	77977/6	Apr. 28,14	1 Year
5	RF Cable	Hubersuhner	SUCOFLEX106	28616/2	Apr. 28,14	1 Year
6	Horn Antenna	ETS	3116	00060089	Sep.20, 14	1 Year

4.2.Block Diagram of Test Setup

For frequency range 30MHz-1000MHz

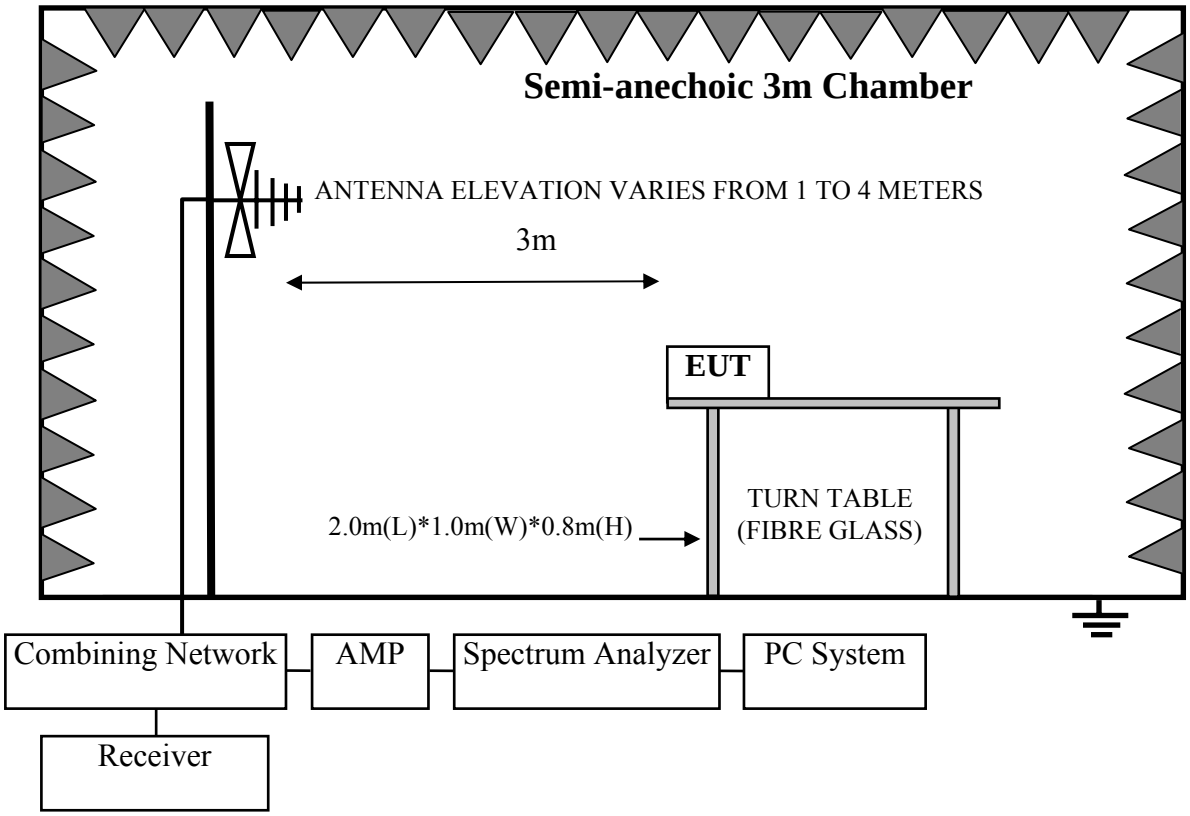

For frequency range 1GHz-40GHz

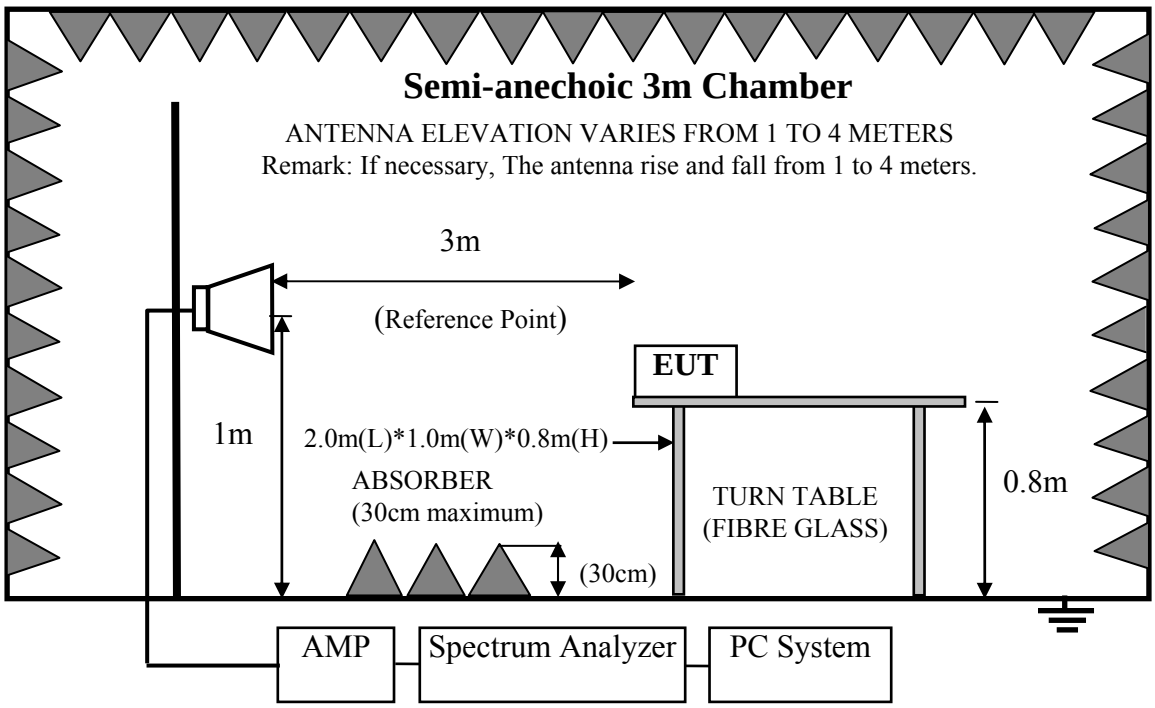

4.3.Radiated Emission Limit

For transmitters operating in the 5.15-5.25 GHz; 5.25-5.35GHz; 5.47-5.725GHz, 5.725-5.850GHz band: all emissions outside of those band shall not exceed an EIRP of -27 dBm/MHz.Unwanted emissions below 1 GHz and those emissions appearing within 15.205 restricted frequency bands must comply with the general field strength limits set forth in Section 15.209

4.3.1. 15.209 limits

FREQUENCY MHz	DISTANCE Meters	FIELD STRENGTHS LIMIT	
		μV/m	dB(μV)/m
30 ~ 88	3	100	40.0
88 ~ 216	3	150	43.5
216 ~ 960	3	200	46.0
960 ~ 1000	3	500	54.0
Above 1000	3	74.0 dB(μV)/m (Peak) 54.0 dB(μV)/m (Average)	

Remark： (1) Emission level dBμV = 20 log Emission level μV/m
(2) The smaller limit shall apply at the cross point between two frequency bands.
(3) Distance is the distance in meters between the measuring instrument, antenna and the closest point of any part of the device or system.

4.3.2. 15.205 Restricted bands of operation

MHz	MHz	MHz	GHz
0.090 - 0.110	16.42 - 16.423	399.9 - 410	4.5 - 5.15
[1]0.495 - 0.505	16.69475 - 16.69525	608 - 614	5.35 - 5.46
2.1735 - 2.1905	16.80425 - 16.80475	960 - 1240	7.25 - 7.75
4.125 - 4.128	25.5 - 25.67	1300 - 1427	8.025 - 8.5
4.17725 - 4.17775	37.5 - 38.25	1435 - 1626.5	9.0 - 9.2
4.20725 - 4.20775	73 - 74.6	1645.5 - 1646.5	9.3 - 9.5
6.215 - 6.218	74.8 - 75.2	1660 - 1710	10.6 - 12.7
6.26775 - 6.26825	108 - 121.94	1718.8 - 1722.2	13.25 - 13.4
6.31175 - 6.31225	123 - 138	2200 - 2300	14.47 - 14.5
8.291 - 8.294	149.9 - 150.05	2310 - 2390	15.35 - 16.2
8.362 - 8.366	156.52475 - 156.52525	2483.5 - 2500	17.7 - 21.4
8.37625 - 8.38675	156.7 - 156.9	2690 - 2900	22.01 - 23.12
8.41425 - 8.41475	162.0125 - 167.17	3260 - 3267	23.6 - 24.0
12.29 - 12.293	167.72 - 173.2	3332 - 3339	31.2 - 31.8
12.51975 - 12.52025	240 - 285	3345.8 - 3358	36.43 - 36.5
12.57675 - 12.57725	322 - 335.4	3600 - 4400	([2])

4.4.EUT Configuration on Test

The configurations of EUT are listed in Section 3.4.

4.5.Operating Condition of EUT

Same as Conducted Emission test that is listed in Section 3.5. except the test set up replaced by Section 4.2.

4.6.Test Procedure

EUT and its simulators are placed on a turn table, which is 0.8 meter high above ground. The turn table can rotate 360 degrees to determine the position of the maximum emission level. Power on the EUT and let it working in test mode, then test it. EUT is set 3 meters away from the receiving antenna, which is mounted on a antenna tower. The antenna can be moved up and down between 1 meter and 4 meters to find out the maximum emission level. Broadband antenna (calibrated bilog antenna) is used as receiving antenna. Both horizontal and vertical polarization of the antenna are set on test.
For emissions below 1GHz and those emissions appearing within 15.205 restricted frequency bands use below procedure:

The bandwidth of the EMI test receiver (R&S ESVS10) is set at 120kHz for frequency range from 30MHz to 1000 MHz.

The bandwidth of the Spectrum's VBW is set at 1MHz and RBW is set at 1MHz for peak emissions measurement above 1GHz and 1MHz RBW, 10Hz VBW for average emissions measure above 1GHz

For the emissions above 1GHz and not appearing within 15.205 restricted frequency bands use below procedure:

(1).The maximum emission at 3m distance was measured and recorded with receive antenna in both vertical and horizontal by rotating the turntable and by lowering the receive antenna.
(2).The EUT was then removed and replaced with a substitution antenna in the same position and the substitution antenna must have the same polarization with the receive antenna.
(3). A signal which have the same frequency obtained in step 2 was fed to the substitution, the receive antenna was raised and lowered to obtain a maximum reading at the test receiver, the level of the signal generator was adjusted until the measured field strength level in step 2 was obtained, recorded the level of the signal generator.
(4).Repeated step 4 with both antenna polarizations
(5).The spurious emissions is equal to the power supplied by the signal generator and corrections due to the gain of the substitution antenna and the cable loss between the signal generator and the substitution antenna. or use procedure (6).
(6). Per KDB789033 clause H 2)d).if the test distance is 3m,the EIRP(dBm)=E(dBuv/m)-95.2 Get the result of all unwanted emission outside the restricted band is less than the -27dBm/MHz.
We had checked frequency range that is 30MHz to 10th harmonic (40GHz) and no any emissions were found from 18GHz to 40GHz, so the radiated emission from 18GHz to 40GHz were not record.

4.7.Radiated Emission Test Results

PASS.
All the emissions from 30MHz to 1 GHz were comply with 15.209 limits.
All other emission comply with 15.407 (b)(1) requirements.

Mode	Emission Level * (dBμV/m)	EIRP (dBm/MHz)	Limit (dBm/MHz)	Conclusion
U-NII 5180-5240MHz Band:				
11a	58.30	-36.9	-27	Pass
11n HT20	58.13	-37.07	-27	Pass
11n HT40	57.79	-37.41	-27	Pass
11acVHT20	58.21	-36.99	-27	Pass
11acVHT40	58.05	-37.15	-27	Pass
11acVHT80	55.68	-39.52	-27	Pass
U-NII 5745-5825MHz Band:				
11a	63.29	-31.91	-27	Pass
11n HT20	64.13	-31.07	-27	Pass
11n HT40	63.80	-31.4	-27	Pass
11acVHT20	64.06	-31.14	-27	Pass
11acVHT40	63.62	-31.58	-27	Pass
11acVHT80	61.08	-34.12	-27	Pass

(* the worse case result for each mode)

U-NII 5180-5240MHz Band:
Frequency: 30MHz~1GHz

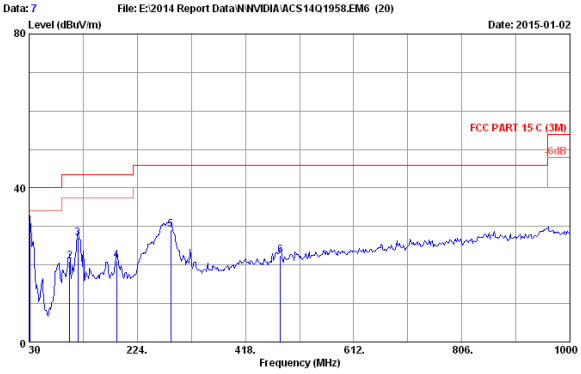

Site no. : 3m Chamber Data no. : 7
Dis. / Ant. : 3m 2014 CBL6112D 35375 Ant. pol. : HORIZONTAL
Limit : FCC PART 15 C (3M)
Env. / Ins. : 26.9°C/50% Engineer : Kobe-Huang
EUT : Complex Set-Top Box
Power rating : DC 19V From Adapter Input AC 120V/60Hz
Test Mode : Tx Mode
M/N : P2571

No.	Freq. (MHz)	Ant. Factor (dB/m)	Cable Loss (dB)	Reading (dBuV)	Emission Level (dBuV/m)	Limits (dBuV/m)	Margin (dB)	Remark
1	31.940	18.82	0.62	10.59	30.03	40.00	9.97	QP
2	102.750	11.54	1.14	8.28	20.96	43.50	22.54	QP
3	117.300	12.66	1.28	13.09	27.03	43.50	16.47	QP
4	187.140	9.70	1.77	9.78	21.25	43.50	22.25	QP
5	284.140	13.70	2.21	13.26	29.17	46.00	16.83	QP
6	481.050	17.70	3.15	1.64	22.49	46.00	23.51	QP

Remarks: 1. Emission Level= Antenna Factor + Cable Loss + Reading.
2. The emission levels that are 20dB below the official limit are not reported.

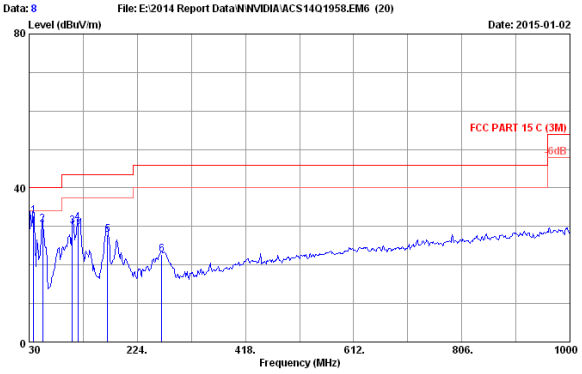

Site no. : 3m Chamber Data no. : 8
Dis. / Ant. : 3m 2014 CBL6112D 35375 Ant. pol. : VERTICAL
Limit : FCC PART 15 C (3M)
Env. / Ins. : 26.9°C/50% Engineer : Kobe-Huang
EUT : Complex Set-Top Box
Power rating : DC 19V From Adapter Input AC 120V/60Hz
Test Mode : Tx Mode
M/N : P2571

No.	Freq. (MHz)	Ant. Factor (dB/m)	Cable Loss (dB)	Reading (dBuV)	Emission Level (dBuV/m)	Limits (dBuV/m)	Margin (dB)	Remark
1	37.760	15.07	0.68	16.93	32.68	40.00	7.32	QP
2	54.250	7.47	0.81	22.15	30.43	40.00	9.57	QP
3	107.600	11.98	1.19	17.01	30.18	43.50	13.32	QP
4	117.300	12.66	1.28	17.11	31.05	43.50	12.45	QP
5	170.650	10.07	1.67	16.12	27.86	43.50	15.64	QP
6	267.650	13.63	2.15	6.88	22.66	46.00	23.34	QP

Remarks: 1. Emission Level= Antenna Factor + Cable Loss + Reading.
2. The emission levels that are 20dB below the official limit are not reported.

Frequency: 1GHz~18GHz
IEEE 802.11a

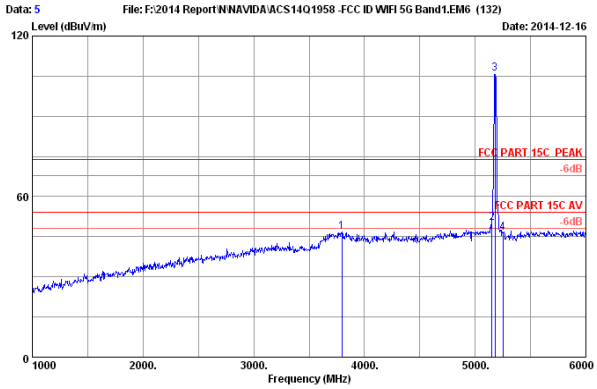

Site no. : 3m Chamber Data no. : 5
Dis. / Ant. : 3m 2014 3115 (4580) Ant. pol. : HORIZONTAL
Limit : FCC PART 15C PEAK
Env. / Ins. : 23*C/54%
Engineer : Kobe-Huang
EUT : Complex Set-Top Box
Power rating : DC 19V From Adpter Input AC 120V/60Hz
Test Mode : IEEE802.11a 5180MHz Tx Mode
M/N : P2571

No.	Freq. (MHz)	Ant. Factor (dB/m)	Cable Loss (dB)	AMP factor (dB)	Reading (dBuV)	Emission Level (dBuV/m)	Limits (dBuV/m)	Margin (dB)	Remark
1	3795.000	32.11	7.50	35.70	42.76	46.67	74.00	27.33	Peak
2	5150.000	33.44	8.92	35.70	43.48	50.14	74.00	23.86	Peak
3	5180.000	33.49	8.95	35.70	99.36	106.10	74.00	-32.10	Peak
4	5250.000	33.60	9.03	35.70	39.58	46.51	74.00	27.49	Peak

Remarks: 1. Emission Level= Antenna Factor + Cable Loss + Reading -Amp Factor
2. The emission levels that are 20dB below the official limit are not reported.

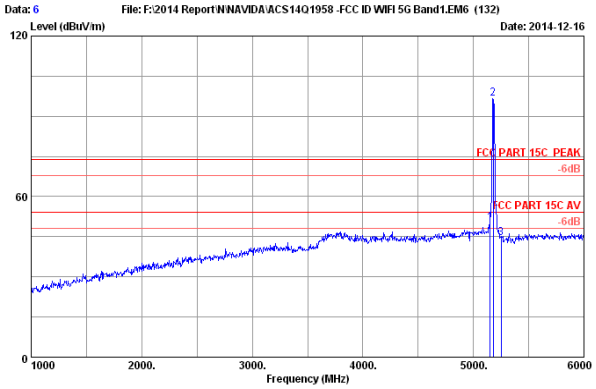

Site no. : 3m Chamber Data no. : 6
Dis. / Ant. : 3m 2014 3115 (4580) Ant. pol. : VERTICAL
Limit : FCC PART 15C PEAK
Env. / Ins. : 23*C/54%
Engineer : Kobe-Huang
EUT : Complex Set-Top Box
Power rating : DC 19V From Adpter Input AC 120V/60Hz
Test Mode : IEEE802.11a 5180MHz Tx Mode
M/N : P2571

No.	Freq. (MHz)	Ant. Factor (dB/m)	Cable Loss (dB)	AMP factor (dB)	Reading (dBuV)	Emission Level (dBuV/m)	Limits (dBuV/m)	Margin (dB)	Remark
1	5150.000	33.44	8.92	35.70	43.48	50.14	74.00	23.86	Peak
2	5180.000	33.49	8.95	35.70	89.79	96.53	74.00	-22.53	Peak
3	5250.000	33.60	9.03	35.70	37.58	44.51	74.00	29.49	Peak

Remarks: 1. Emission Level= Antenna Factor + Cable Loss + Reading -Amp Factor
2. The emission levels that are 20dB below the official limit are not reported.

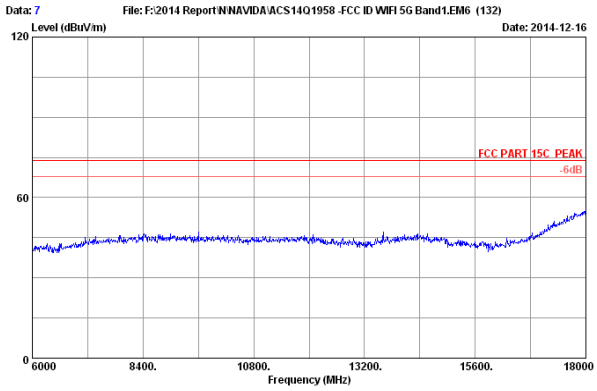

Site no. : 3m Chamber Data no. : 7
Dis. / Ant. : 3m 2014 3115 (4580) Ant. pol. : HORIZONTAL
Limit : FCC PART 15C PEAK
Env. / Ins. : 23*C/54%
Engineer : Kobe-Huang
EUT : Complex Set-Top Box
Power rating : DC 19V From Adpter Input AC 120V/60Hz
Test Mode : IEEE802.11a 5180MHz Tx Mode
M/N : P2571

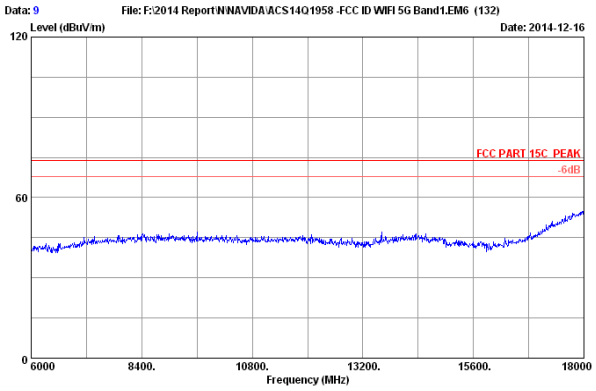

Site no. : 3m Chamber Data no. : 9
Dis. / Ant. : 3m 2014 3115 (4580) Ant. pol. : VERTICAL
Limit : FCC PART 15C PEAK
Env. / Ins. : 23*C/54%
Engineer : Kobe-Huang
EUT : Complex Set-Top Box
Power rating : DC 19V From Adpter Input AC 120V/60Hz
Test Mode : IEEE802.11a 5180MHz Tx Mode
M/N : P2571

Data: 8 File: F:\2014 Report\N\NAVIDA\ACS14Q1958 -FCC ID WIFI 5G Band1.EM6 (132)

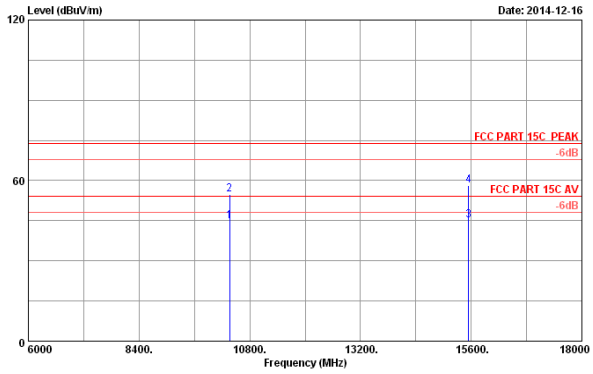

Site no. : 3m Chamber Data no. : 8
Dis. / Ant. : 3m 2014 3115 (4580) Ant. pol. : HORIZONTAL
Limit : FCC PART 15C PEAK
Env. / Ins. : 23*C/54%
Engineer : Kobe-Huang
EUT : Complex Set-Top Box
Power rating : DC 19V From Adpter Input AC 120V/60Hz
Test Mode : IEEE802.11a 5180MHz Tx Mode
M/N : P2571

No.	Freq. (MHz)	Ant. Factor (dB/m)	Cable Loss (dB)	AMP factor (dB)	Reading (dBuV)	Emission Level (dBuV/m)	Limits (dBuV/m)	Margin (dB)	Remark
1	10360.000	38.14	12.64	35.45	29.44	44.77	54.00	9.23	Average
2	10360.000	38.14	12.64	35.45	39.48	54.81	74.00	19.19	Peak
3	15540.000	38.68	15.65	34.69	25.41	45.05	54.00	8.95	Average
4	15540.000	38.68	15.65	34.69	38.65	58.29	74.00	15.71	Peak

Remarks: 1. Emission Level= Antenna Factor + Cable Loss + Reading -Amp Factor
2. The emission levels that are 20dB below the official limit are not reported.

Data: 10 File: F:\2014 Report\N\NAVIDA\ACS14Q1958 -FCC ID WIFI 5G Band1.EM6 (132)

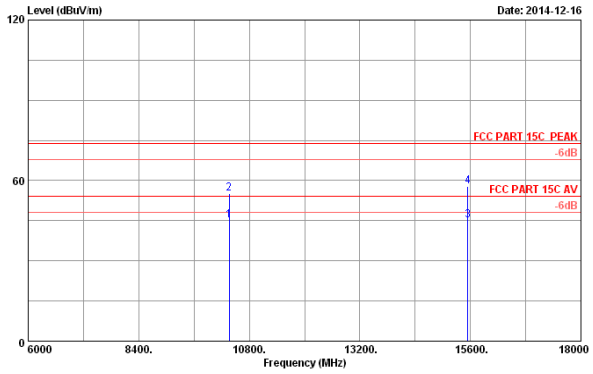

Site no. : 3m Chamber Data no. : 10
Dis. / Ant. : 3m 2014 3115 (4580) Ant. pol. : VERTICAL
Limit : FCC PART 15C PEAK
Env. / Ins. : 23*C/54%
Engineer : Kobe-Huang
EUT : Complex Set-Top Box
Power rating : DC 19V From Adpter Input AC 120V/60Hz
Test Mode : IEEE802.11a 5180MHz Tx Mode
M/N : P2571

No.	Freq. (MHz)	Ant. Factor (dB/m)	Cable Loss (dB)	AMP factor (dB)	Reading (dBuV)	Emission Level (dBuV/m)	Limits (dBuV/m)	Margin (dB)	Remark
1	10360.000	38.14	12.64	35.45	29.86	45.19	54.00	8.81	Average
2	10360.000	38.14	12.64	35.45	39.69	55.02	74.00	18.98	Peak
3	15540.000	38.68	15.65	34.69	25.47	45.11	54.00	8.89	Average
4	15540.000	38.68	15.65	34.69	38.14	57.78	74.00	16.22	Peak

Remarks: 1. Emission Level= Antenna Factor + Cable Loss + Reading -Amp Factor
2. The emission levels that are 20dB below the official limit are not reported.

Data: 12 File: F:\2014 Report\N\NAVIDA\ACS14Q1958 -FCC ID WIFI 5G Band1.EM6 (132)

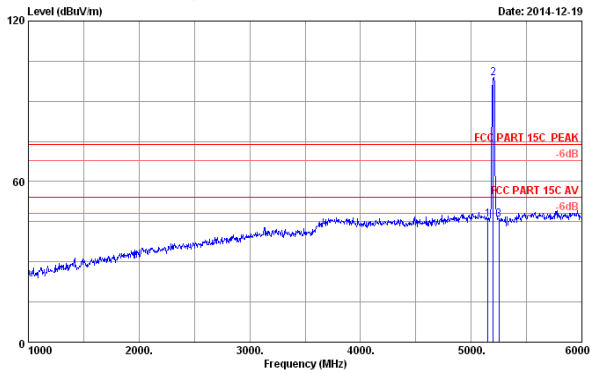

Site no. : 3m Chamber Data no. : 12
Dis. / Ant. : 3m 2014 3115 (4580) Ant. pol. : HORIZONTAL
Limit : FCC PART 15C PEAK
Env. / Ins. : 23*C/54%
Engineer : Kobe-Huang
EUT : Complex Set-Top Box
Power rating : DC 19V From Adpter Input AC 120V/60Hz
Test Mode : IEEE802.11a 5200MHz Tx Mode
M/N : P2571

No.	Freq. (MHz)	Ant. Factor (dB/m)	Cable Loss (dB)	AMP factor (dB)	Reading (dBuV)	Emission Level (dBuV/m)	Limits (dBuV/m)	Margin (dB)	Remark
1	5150.000	33.44	8.92	35.70	39.29	45.95	74.00	28.05	Peak
2	5200.000	33.52	8.97	35.70	91.86	98.65	74.00	-24.65	Peak
3	5250.000	33.60	9.03	35.70	38.79	45.72	74.00	28.28	Peak

Remarks: 1. Emission Level= Antenna Factor + Cable Loss + Reading -Amp Factor
2. The emission levels that are 20dB below the official limit are not reported.

Data: 11 File: F:\2014 Report\N\NAVIDA\ACS14Q1958 -FCC ID WIFI 5G Band1.EM6 (132)

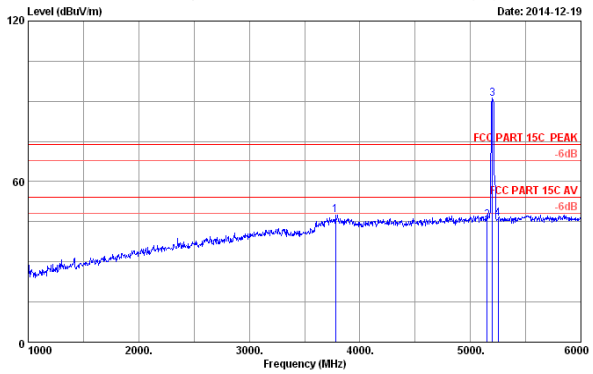

Site no. : 3m Chamber Data no. : 11
Dis. / Ant. : 3m 2014 3115 (4580) Ant. pol. : VERTICAL
Limit : FCC PART 15C PEAK
Env. / Ins. : 23*C/54%
Engineer : Kobe-Huang
EUT : Complex Set-Top Box
Power rating : DC 19V From Adpter Input AC 120V/60Hz
Test Mode : IEEE802.11a 5200MHz Tx Mode
M/N : P2571

No.	Freq. (MHz)	Ant. Factor (dB/m)	Cable Loss (dB)	AMP factor (dB)	Reading (dBuV)	Emission Level (dBuV/m)	Limits (dBuV/m)	Margin (dB)	Remark
1	3780.000	32.07	7.49	35.70	43.63	47.49	74.00	26.51	Peak
2	5150.000	33.44	8.92	35.70	38.87	45.53	74.00	28.47	Peak
3	5200.000	33.52	8.97	35.70	84.19	90.98	74.00	-16.98	Peak
4	5250.000	33.60	9.03	35.70	39.09	46.02	74.00	27.98	Peak

Remarks: 1. Emission Level= Antenna Factor + Cable Loss + Reading -Amp Factor
2. The emission levels that are 20dB below the official limit are not reported.

Data: 13 File: F:\2014 Report\N\NAVIDA\ACS14Q1958 -FCC ID WIFI 5G Band1.EM6 (132)

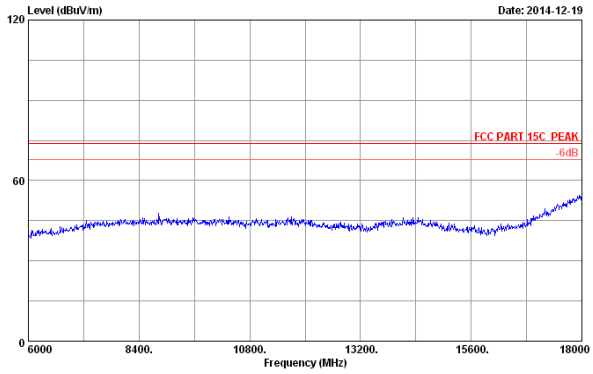

Site no. : 3m Chamber Data no. : 13
Dis. / Ant. : 3m 2014 3115 (4580) Ant. pol. : HORIZONTAL
Limit : FCC PART 15C PEAK
Env. / Ins. : 23*C/54%
Engineer : Kobe-Huang
EUT : Complex Set-Top Box
Power rating : DC 19V From Adpter Input AC 120V/60Hz
Test Mode : IEEE802.11a 5200MHz Tx Mode
M/N : P2571

Data: 15 File: F:\2014 Report\N\NAVIDA\ACS14Q1958 -FCC ID WIFI 5G Band1.EM6 (132)

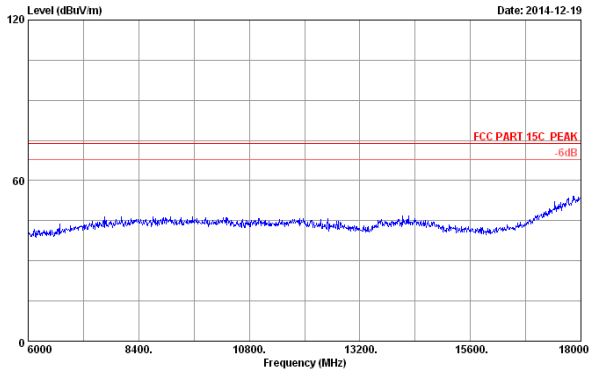

Site no. : 3m Chamber Data no. : 15
Dis. / Ant. : 3m 2014 3115 (4580) Ant. pol. : VERTICAL
Limit : FCC PART 15C PEAK
Env. / Ins. : 23*C/54%
Engineer : Kobe-Huang
EUT : Complex Set-Top Box
Power rating : DC 19V From Adpter Input AC 120V/60Hz
Test Mode : IEEE802.11a 5200MHz Tx Mode
M/N : P2571

Data: 14 File: F:\2014 Report\N\NAVIDA\ACS14Q1958 -FCC ID WIFI 5G Band1.EM6 (132)

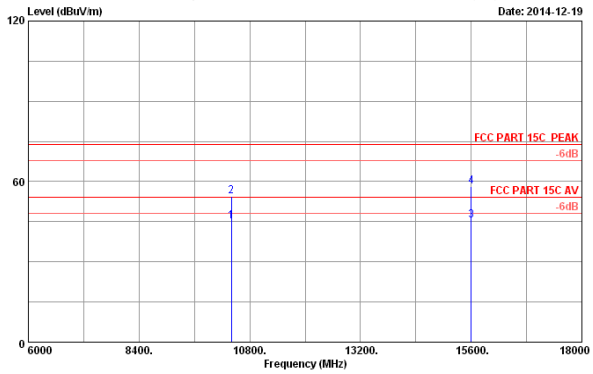

Site no. : 3m Chamber Data no. : 14
Dis. / Ant. : 3m 2014 3115 (4580) Ant. pol. : HORIZONTAL
Limit : FCC PART 15C PEAK
Env. / Ins. : 23*C/54%
Engineer : Kobe-Huang
EUT : Complex Set-Top Box
Power rating : DC 19V From Adpter Input AC 120V/60Hz
Test Mode : IEEE802.11a 5200MHz Tx Mode
M/N : P2571

No.	Freq. (MHz)	Ant. Factor (dB/m)	Cable Loss (dB)	AMP factor (dB)	Reading (dBuV)	Emission Level (dBuV/m)	Limits (dBuV/m)	Margin (dB)	Remark
1	10400.000	38.16	12.66	35.44	29.79	45.17	54.00	8.83	Average
2	10400.000	38.16	12.66	35.44	39.25	54.63	74.00	19.37	Peak
3	15600.000	38.64	15.69	34.74	25.77	45.36	54.00	8.64	Average
4	15600.000	38.64	15.69	34.74	38.43	58.02	74.00	15.98	Peak

Remarks: 1. Emission Level= Antenna Factor + Cable Loss + Reading -Amp Factor
2. The emission levels that are 20dB below the official limit are not reported.

Data: 16 File: F:\2014 Report\N\NAVIDA\ACS14Q1958 -FCC ID WIFI 5G Band1.EM6 (132)

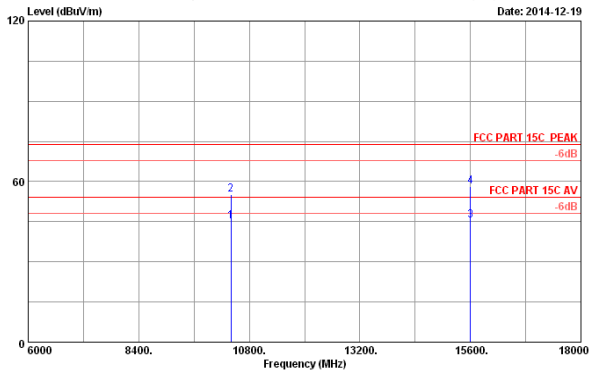

Site no. : 3m Chamber Data no. : 16
Dis. / Ant. : 3m 2014 3115 (4580) Ant. pol. : VERTICAL
Limit : FCC PART 15C PEAK
Env. / Ins. : 23*C/54%
Engineer : Kobe-Huang
EUT : Complex Set-Top Box
Power rating : DC 19V From Adpter Input AC 120V/60Hz
Test Mode : IEEE802.11a 5200MHz Tx Mode
M/N : P2571

No.	Freq. (MHz)	Ant. Factor (dB/m)	Cable Loss (dB)	AMP factor (dB)	Reading (dBuV)	Emission Level (dBuV/m)	Limits (dBuV/m)	Margin (dB)	Remark
1	10400.000	38.16	12.66	35.44	29.79	45.17	54.00	8.83	Average
2	10400.000	38.16	12.66	35.44	39.82	55.20	74.00	18.80	Peak
3	15600.000	38.64	15.69	34.74	25.98	45.57	54.00	8.43	Average
4	15600.000	38.64	15.69	34.74	38.71	58.30	74.00	15.70	Peak

Remarks: 1. Emission Level= Antenna Factor + Cable Loss + Reading -Amp Factor
2. The emission levels that are 20dB below the official limit are not reported.

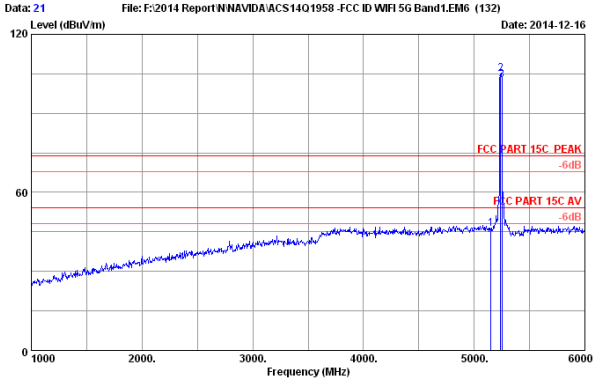

Site no. : 3m Chamber Data no. : 21
Dis. / Ant. : 3m 2014 3115 (4580) Ant. pol. : HORIZONTAL
Limit : FCC PART 15C PEAK
Env. / Ins. : 23*C/54%
Engineer : Kobe-Huang
EUT : Complex Set-Top Box
Power rating : DC 19V From Adpter Input AC 120V/60Hz
Test Mode : IEEE802.11a 5240MHz Tx Mode
M/N : P2571

No.	Freq. (MHz)	Ant. Factor (dB/m)	Cable Loss (dB)	AMP factor (dB)	Reading (dBuV)	Emission Level (dBuV/m)	Limits (dBuV/m)	Margin (dB)	Remark
1	5150.000	33.44	8.92	35.70	39.42	46.08	74.00	27.92	Peak
2	5240.000	33.58	9.02	35.70	98.13	105.03	74.00	-31.03	Peak
3	5250.000	33.60	9.03	35.70	95.61	102.54	74.00	-28.54	Peak

Remarks: 1. Emission Level= Antenna Factor + Cable Loss + Reading -Amp Factor
2. The emission levels that are 20dB below the official limit are not reported.

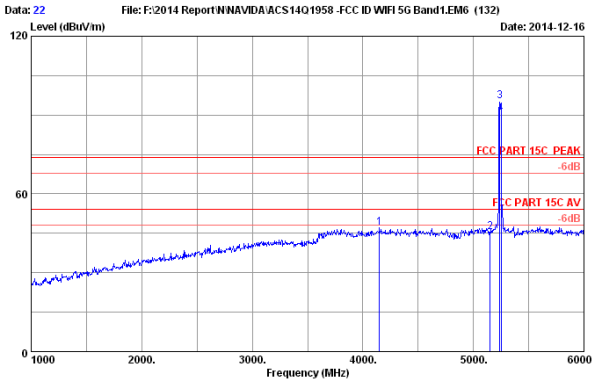

Site no. : 3m Chamber Data no. : 22
Dis. / Ant. : 3m 2014 3115 (4580) Ant. pol. : VERTICAL
Limit : FCC PART 15C PEAK
Env. / Ins. : 23*C/54%
Engineer : Kobe-Huang
EUT : Complex Set-Top Box
Power rating : DC 19V From Adpter Input AC 120V/60Hz
Test Mode : IEEE802.11a 5240MHz Tx Mode
M/N : P2571

No.	Freq. (MHz)	Ant. Factor (dB/m)	Cable Loss (dB)	AMP factor (dB)	Reading (dBuV)	Emission Level (dBuV/m)	Limits (dBuV/m)	Margin (dB)	Remark
1	4150.000	32.51	7.87	35.70	42.43	47.11	74.00	26.89	Peak
2	5150.000	33.44	8.92	35.70	38.70	45.36	74.00	28.64	Peak
3	5240.000	33.58	9.02	35.70	88.45	95.35	74.00	-21.35	Peak
4	5250.000	33.60	9.03	35.70	83.65	90.58	74.00	-16.58	Peak

Remarks: 1. Emission Level= Antenna Factor + Cable Loss + Reading -Amp Factor
2. The emission levels that are 20dB below the official limit are not reported.

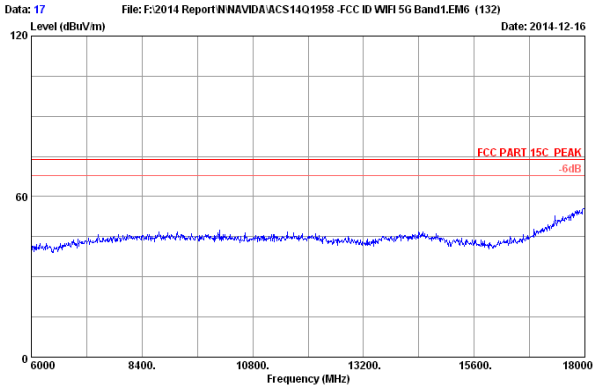

Site no. : 3m Chamber Data no. : 17
Dis. / Ant. : 3m 2014 3115 (4580) Ant. pol. : HORIZONTAL
Limit : FCC PART 15C PEAK
Env. / Ins. : 23*C/54%
Engineer : Kobe-Huang
EUT : Complex Set-Top Box
Power rating : DC 19V From Adpter Input AC 120V/60Hz
Test Mode : IEEE802.11a 5240MHz Tx Mode
M/N : P2571

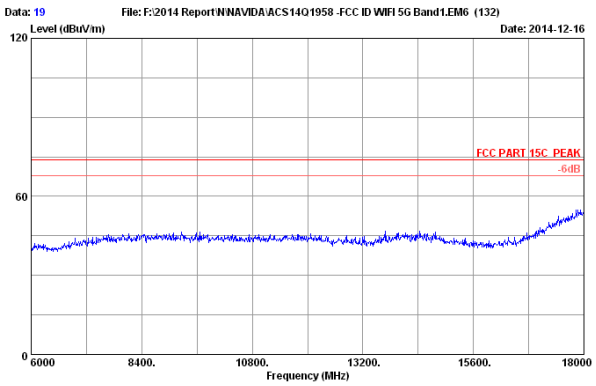

Site no. : 3m Chamber Data no. : 19
Dis. / Ant. : 3m 2014 3115 (4580) Ant. pol. : VERTICAL
Limit : FCC PART 15C PEAK
Env. / Ins. : 23*C/54%
Engineer : Kobe-Huang
EUT : Complex Set-Top Box
Power rating : DC 19V From Adpter Input AC 120V/60Hz
Test Mode : IEEE802.11a 5240MHz Tx Mode
M/N : P2571

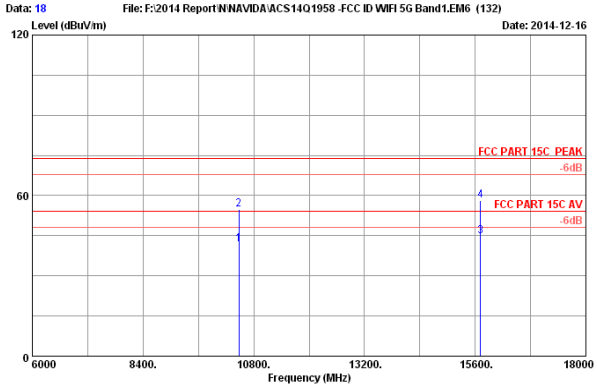

Site no. : 3m Chamber Data no. : 18
Dis. / Ant. : 3m 2014 3115 (4580) Ant. pol. : HORIZONTAL
Limit : FCC PART 15C PEAK
Env. / Ins. : 23*C/54%
Engineer : Kobe-Huang
EUT : Complex Set-Top Box
Power rating : DC 19V From Adpter Input AC 120V/60Hz
Test Mode : IEEE802.11a 5240MHz Tx Mode
M/N : P2571

No.	Freq. (MHz)	Ant. Factor (dB/m)	Cable Loss (dB)	AMP factor (dB)	Reading (dBuV)	Emission Level (dBuV/m)	Limits (dBuV/m)	Margin (dB)	Remark
1	10480.000	38.19	12.70	35.43	26.31	41.77	54.00	12.23	Average
2	10480.000	38.19	12.70	35.43	39.36	54.82	74.00	19.18	Peak
3	15720.000	38.57	15.77	34.85	25.43	44.92	54.00	9.08	Average
4	15720.000	38.57	15.77	34.85	38.69	58.18	74.00	15.82	Peak

Remarks: 1. Emission Level= Antenna Factor + Cable Loss + Reading -Amp Factor
2. The emission levels that are 20dB below the official limit are not reported.

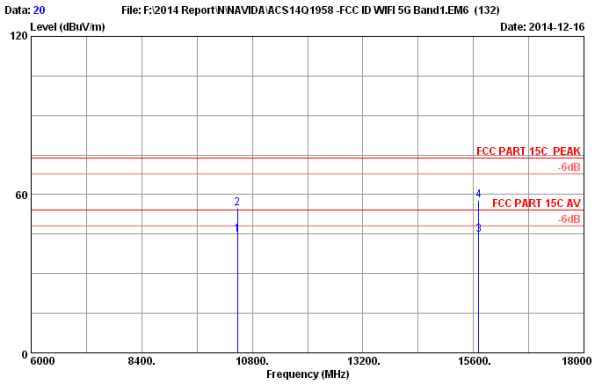

Site no. : 3m Chamber Data no. : 20
Dis. / Ant. : 3m 2014 3115 (4580) Ant. pol. : VERTICAL
Limit : FCC PART 15C PEAK
Env. / Ins. : 23*C/54%
Engineer : Kobe-Huang
EUT : Complex Set-Top Box
Power rating : DC 19V From Adpter Input AC 120V/60Hz
Test Mode : IEEE802.11a 5240MHz Tx Mode
M/N : P2571

No.	Freq. (MHz)	Ant. Factor (dB/m)	Cable Loss (dB)	AMP factor (dB)	Reading (dBuV)	Emission Level (dBuV/m)	Limits (dBuV/m)	Margin (dB)	Remark
1	10480.000	38.19	12.70	35.43	29.37	44.83	54.00	9.17	Average
2	10480.000	38.19	12.70	35.43	39.47	54.93	74.00	19.07	Peak
3	15720.000	38.57	15.77	34.85	25.42	44.91	54.00	9.09	Average
4	15720.000	38.57	15.77	34.85	38.46	57.95	74.00	16.05	Peak

Remarks: 1. Emission Level= Antenna Factor + Cable Loss + Reading -Amp Factor
2. The emission levels that are 20dB below the official limit are not reported.

IEEE 802.11nHT20

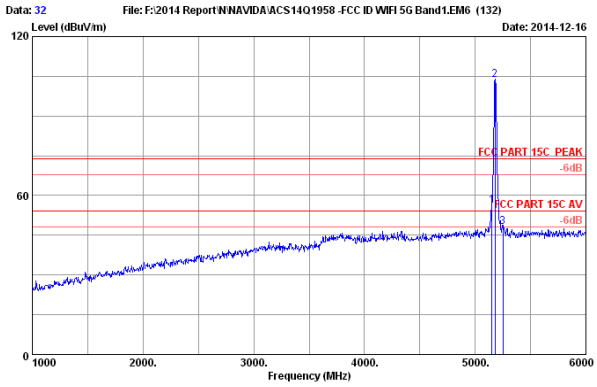

Site no. : 3m Chamber Data no. : 32
Dis. / Ant. : 3m 2014 3115 (4580) Ant. pol. : HORIZONTAL
Limit : FCC PART 15C PEAK
Env. / Ins. : 23*C/54%
Engineer : Kobe-Huang
EUT : Complex Set-Top Box
Power rating : DC 19V From Adpter Input AC 120V/60Hz
Test Mode : IEEE802.11nHT20 5180MHz Tx Mode
M/N : P2571

No.	Freq. (MHz)	Ant. Factor (dB/m)	Cable Loss (dB)	AMP factor (dB)	Reading (dBuV)	Emission Level (dBuV/m)	Limits (dBuV/m)	Margin (dB)	Remark
1	5150.000	33.44	8.92	35.70	49.54	56.20	74.00	17.80	Peak
2	5180.000	33.49	8.95	35.70	96.84	103.58	74.00	-29.58	Peak
3	5250.000	33.60	9.03	35.70	41.11	48.04	74.00	25.96	Peak

Remarks: 1. Emission Level= Antenna Factor + Cable Loss + Reading -Amp Factor
2. The emission levels that are 20dB below the official limit are not reported.

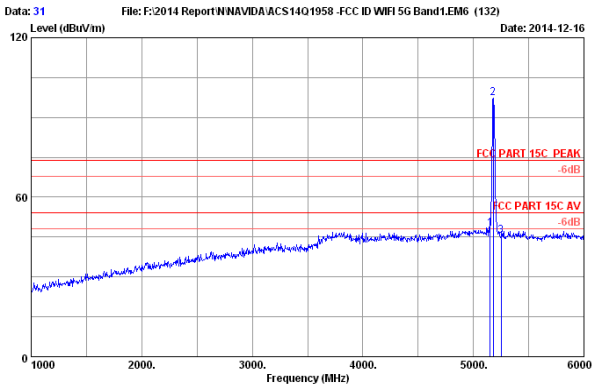

Site no. : 3m Chamber Data no. : 31
Dis. / Ant. : 3m 2014 3115 (4580) Ant. pol. : VERTICAL
Limit : FCC PART 15C PEAK
Env. / Ins. : 23*C/54%
Engineer : Kobe-Huang
EUT : Complex Set-Top Box
Power rating : DC 19V From Adpter Input AC 120V/60Hz
Test Mode : IEEE802.11nHT20 5180MHz Tx Mode
M/N : P2571

No.	Freq. (MHz)	Ant. Factor (dB/m)	Cable Loss (dB)	AMP factor (dB)	Reading (dBuV)	Emission Level (dBuV/m)	Limits (dBuV/m)	Margin (dB)	Remark
1	5150.000	33.44	8.92	35.70	41.41	48.07	74.00	25.93	Peak
2	5180.000	33.49	8.95	35.70	90.41	97.15	74.00	-23.15	Peak
3	5250.000	33.60	9.03	35.70	38.50	45.43	74.00	28.57	Peak

Remarks: 1. Emission Level= Antenna Factor + Cable Loss + Reading -Amp Factor
2. The emission levels that are 20dB below the official limit are not reported.

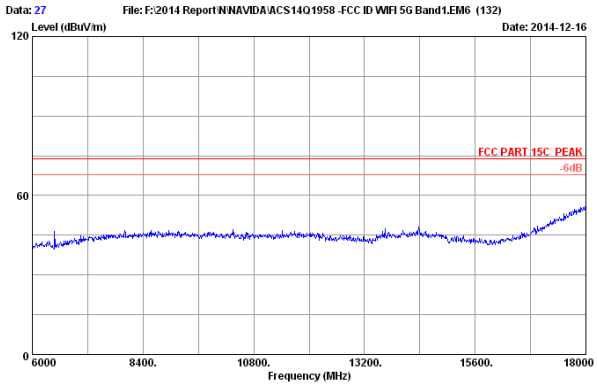

Site no. : 3m Chamber Data no. : 27
Dis. / Ant. : 3m 2014 3115 (4580) Ant. pol. : HORIZONTAL
Limit : FCC PART 15C PEAK
Env. / Ins. : 23*C/54%
Engineer : Kobe-Huang
EUT : Complex Set-Top Box
Power rating : DC 19V From Adpter Input AC 120V/60Hz
Test Mode : IEEE802.11nHT20 5180MHz Tx Mode
M/N : P2571

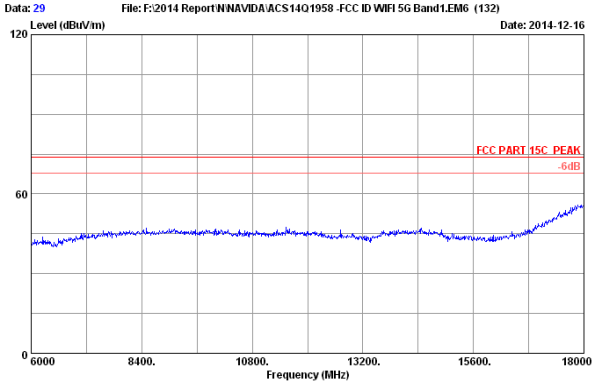

Site no. : 3m Chamber Data no. : 29
Dis. / Ant. : 3m 2014 3115 (4580) Ant. pol. : VERTICAL
Limit : FCC PART 15C PEAK
Env. / Ins. : 23*C/54%
Engineer : Kobe-Huang
EUT : Complex Set-Top Box
Power rating : DC 19V From Adpter Input AC 120V/60Hz
Test Mode : IEEE802.11nHT20 5180MHz Tx Mode
M/N : P2571

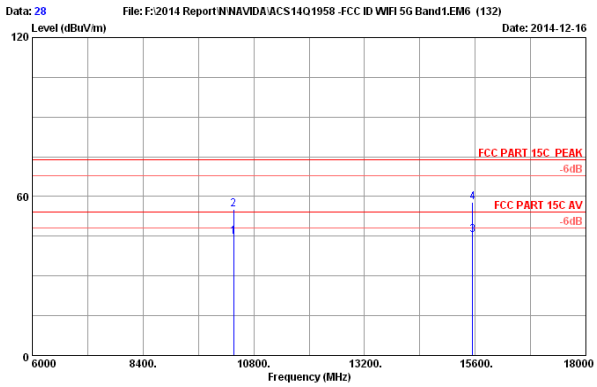

Site no. : 3m Chamber Data no. : 28
Dis. / Ant. : 3m 2014 3115 (4580) Ant. pol. : HORIZONTAL
Limit : FCC PART 15C PEAK
Env. / Ins. : 23*C/54%
Engineer : Kobe-Huang
EUT : Complex Set-Top Box
Power rating : DC 19V From Adpter Input AC 120V/60Hz
Test Mode : IEEE802.11nHT20 5180MHz Tx Mode
M/N : P2571

No.	Freq. (MHz)	Ant. Factor (dB/m)	Cable Loss (dB)	AMP factor (dB)	Reading (dBuV)	Emission Level (dBuV/m)	Limits (dBuV/m)	Margin (dB)	Remark
1	10360.000	38.14	12.64	35.45	29.46	44.79	54.00	9.21	Average
2	10360.000	38.14	12.64	35.45	39.75	55.08	74.00	18.92	Peak
3	15540.000	38.68	15.65	34.69	25.66	45.30	54.00	8.70	Average
4	15540.000	38.68	15.65	34.69	38.17	57.81	74.00	16.19	Peak

Remarks: 1. Emission Level= Antenna Factor + Cable Loss + Reading -Amp Factor
2. The emission levels that are 20dB below the official limit are not reported.

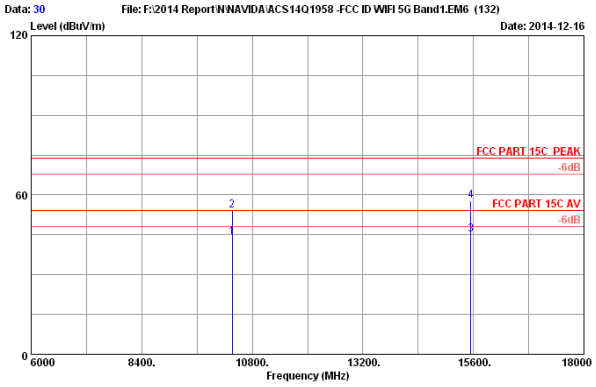

Site no. : 3m Chamber Data no. : 30
Dis. / Ant. : 3m 2014 3115 (4580) Ant. pol. : VERTICAL
Limit : FCC PART 15C PEAK
Env. / Ins. : 23*C/54%
Engineer : Kobe-Huang
EUT : Complex Set-Top Box
Power rating : DC 19V From Adpter Input AC 120V/60Hz
Test Mode : IEEE802.11nHT20 5180MHz Tx Mode
M/N : P2571

No.	Freq. (MHz)	Ant. Factor (dB/m)	Cable Loss (dB)	AMP factor (dB)	Reading (dBuV)	Emission Level (dBuV/m)	Limits (dBuV/m)	Margin (dB)	Remark
1	10360.000	38.14	12.64	35.45	28.75	44.08	54.00	9.92	Average
2	10360.000	38.14	12.64	35.45	38.79	54.12	74.00	19.88	Peak
3	15540.000	38.68	15.65	34.69	25.48	45.12	54.00	8.88	Average
4	15540.000	38.68	15.65	34.69	38.27	57.91	74.00	16.09	Peak

Remarks: 1. Emission Level= Antenna Factor + Cable Loss + Reading -Amp Factor
2. The emission levels that are 20dB below the official limit are not reported.

Data: 41 File: F:\2014 Report\N\NAVIDA\ACS14Q1958 -FCC ID WIFI 5G Band1.EM6 (132)

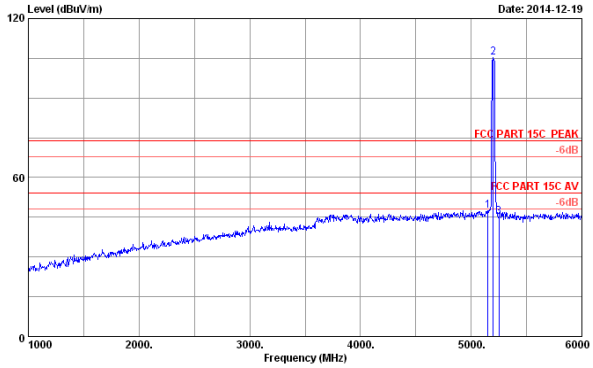

Site no. : 3m Chamber Data no. : 41
Dis. / Ant. : 3m 2014 3115 (4580) Ant. pol. : HORIZONTAL
Limit : FCC PART 15C PEAK
Env. / Ins. : 23°C/54%
Engineer : Kobe-Huang
EUT : Complex Set-Top Box
Power rating : DC 19V From Adpter Input AC 120V/60Hz
Test Mode : IEEE802.11nHT20 5200MHz Tx Mode
M/N : P2571

No.	Freq. (MHz)	Ant. Factor (dB/m)	Cable Loss (dB)	AMP factor (dB)	Reading (dBuV)	Emission Level (dBuV/m)	Limits (dBuV/m)	Margin (dB)	Remark
1	5150.000	33.44	8.92	35.70	40.64	47.30	74.00	26.70	Peak
2	5200.000	33.52	8.97	35.70	98.49	105.28	74.00	-31.28	Peak
3	5250.000	33.60	9.03	35.70	38.24	45.17	74.00	28.83	Peak

Remarks: 1. Emission Level= Antenna Factor + Cable Loss + Reading -Amp Factor
2. The emission levels that are 20dB below the official limit are not reported.

Data: 42 File: F:\2014 Report\N\NAVIDA\ACS14Q1958 -FCC ID WIFI 5G Band1.EM6 (132)

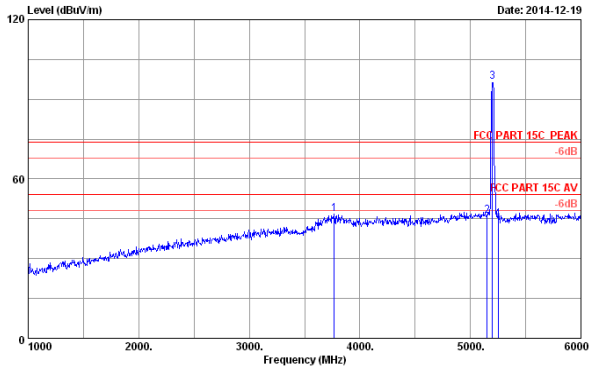

Site no. : 3m Chamber Data no. : 42
Dis. / Ant. : 3m 2014 3115 (4580) Ant. pol. : VERTICAL
Limit : FCC PART 15C PEAK
Env. / Ins. : 23°C/54%
Engineer : Kobe-Huang
EUT : Complex Set-Top Box
Power rating : DC 19V From Adpter Input AC 120V/60Hz
Test Mode : IEEE802.11nHT20 5200MHz Tx Mode
M/N : P2571

No.	Freq. (MHz)	Ant. Factor (dB/m)	Cable Loss (dB)	AMP factor (dB)	Reading (dBuV)	Emission Level (dBuV/m)	Limits (dBuV/m)	Margin (dB)	Remark
1	3770.000	32.05	7.48	35.70	42.98	46.81	74.00	27.19	Peak
2	5150.000	33.44	8.92	35.70	39.55	46.21	74.00	27.79	Peak
3	5200.000	33.52	8.97	35.70	89.76	96.55	74.00	-22.55	Peak
4	5250.000	33.60	9.03	35.70	37.90	44.83	74.00	29.17	Peak

Remarks: 1. Emission Level= Antenna Factor + Cable Loss + Reading -Amp Factor
2. The emission levels that are 20dB below the official limit are not reported.

Data: 39 File: F:\2014 Report\N\NAVIDA\ACS14Q1958 -FCC ID WIFI 5G Band1.EM6 (132)

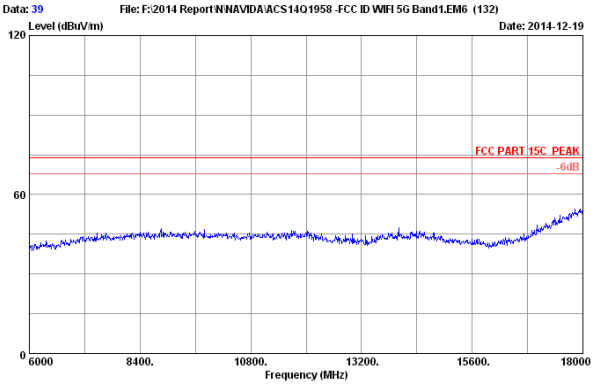

Site no. : 3m Chamber Data no. : 39
Dis. / Ant. : 3m 2014 3115 (4580) Ant. pol. : HORIZONTAL
Limit : FCC PART 15C PEAK
Env. / Ins. : 23°C/54%
Engineer : Kobe-Huang
EUT : Complex Set-Top Box
Power rating : DC 19V From Adpter Input AC 120V/60Hz
Test Mode : IEEE802.11nHT20 5200MHz Tx Mode
M/N : P2571

Data: 37 File: F:\2014 Report\N\NAVIDA\ACS14Q1958 -FCC ID WIFI 5G Band1.EM6 (132)

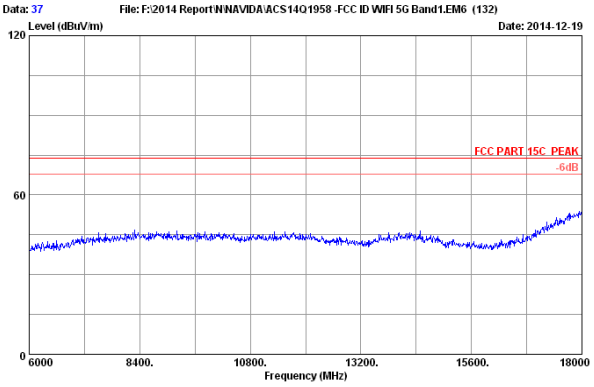

Site no. : 3m Chamber Data no. : 37
Dis. / Ant. : 3m 2014 3115 (4580) Ant. pol. : VERTICAL
Limit : FCC PART 15C PEAK
Env. / Ins. : 23°C/54%
Engineer : Kobe-Huang
EUT : Complex Set-Top Box
Power rating : DC 19V From Adpter Input AC 120V/60Hz
Test Mode : IEEE802.11nHT20 5200MHz Tx Mode
M/N : P2571

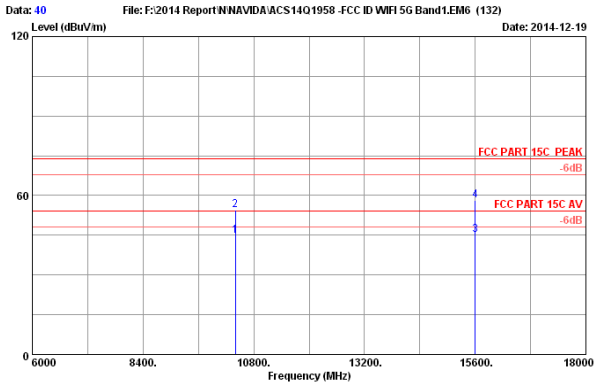

Site no. : 3m Chamber Data no. : 40
Dis. / Ant. : 3m 2014 3115 (4580) Ant. pol. : HORIZONTAL
Limit : FCC PART 15C PEAK
Env. / Ins. : 23*C/54%
Engineer : Kobe-Huang
EUT : Complex Set-Top Box
Power rating : DC 19V From Adpter Input AC 120V/60Hz
Test Mode : IEEE802.11nHT20 5200MHz Tx Mode
M/N : P2571

No.	Freq. (MHz)	Ant. Factor (dB/m)	Cable Loss (dB)	AMP factor (dB)	Reading (dBuV)	Emission Level (dBuV/m)	Limits (dBuV/m)	Margin (dB)	Remark
1	10400.000	38.16	12.66	35.44	29.48	44.86	54.00	9.14	Average
2	10400.000	38.16	12.66	35.44	39.03	54.41	74.00	19.59	Peak
3	15600.000	38.64	15.69	34.74	25.44	45.03	54.00	8.97	Average
4	15600.000	38.64	15.69	34.74	38.54	58.13	74.00	15.87	Peak

Remarks: 1. Emission Level= Antenna Factor + Cable Loss + Reading -Amp Factor
2. The emission levels that are 20dB below the official limit are not reported.

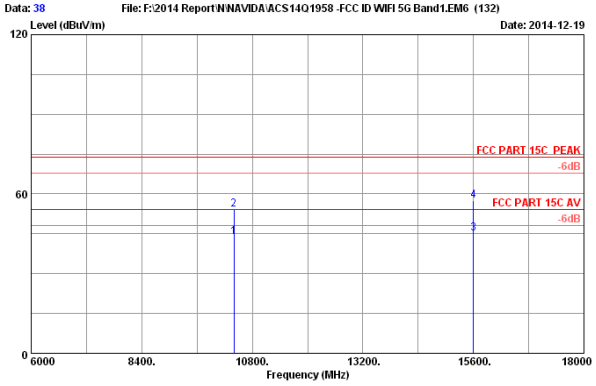

Site no. : 3m Chamber Data no. : 38
Dis. / Ant. : 3m 2014 3115 (4580) Ant. pol. : VERTICAL
Limit : FCC PART 15C PEAK
Env. / Ins. : 23*C/54%
Engineer : Kobe-Huang
EUT : Complex Set-Top Box
Power rating : DC 19V From Adpter Input AC 120V/60Hz
Test Mode : IEEE802.11nHT20 5200MHz Tx Mode
M/N : P2571

No.	Freq. (MHz)	Ant. Factor (dB/m)	Cable Loss (dB)	AMP factor (dB)	Reading (dBuV)	Emission Level (dBuV/m)	Limits (dBuV/m)	Margin (dB)	Remark
1	10400.000	38.16	12.66	35.44	28.36	43.74	54.00	10.26	Average
2	10400.000	38.16	12.66	35.44	38.72	54.10	74.00	19.90	Peak
3	15600.000	38.64	15.69	34.74	25.42	45.01	54.00	8.99	Average
4	15600.000	38.64	15.69	34.74	37.89	57.48	74.00	16.52	Peak

Remarks: 1. Emission Level= Antenna Factor + Cable Loss + Reading -Amp Factor
2. The emission levels that are 20dB below the official limit are not reported.

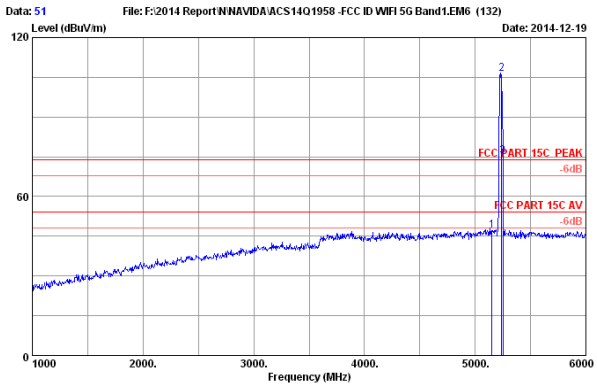

Site no. : 3m Chamber Data no. : 51
Dis. / Ant. : 3m 2014 3115 (4580) Ant. pol. : HORIZONTAL
Limit : FCC PART 15C PEAK
Env. / Ins. : 23*C/54%
Engineer : Kobe-Huang
EUT : Complex Set-Top Box
Power rating : DC 19V From Adpter Input AC 120V/60Hz
Test Mode : IEEE802.11nHT20 5240MHz Tx Mode
M/N : P2571

No.	Freq. (MHz)	Ant. Factor (dB/m)	Cable Loss (dB)	AMP factor (dB)	Reading (dBuV)	Emission Level (dBuV/m)	Limits (dBuV/m)	Margin (dB)	Remark
1	5150.000	33.44	8.92	35.70	40.33	46.99	74.00	27.01	Peak
2	5240.000	33.58	9.02	35.70	99.47	106.37	74.00	-32.37	Peak
3	5250.000	33.60	9.03	35.70	68.28	75.21	74.00	-1.21	Peak

Remarks: 1. Emission Level= Antenna Factor + Cable Loss + Reading -Amp Factor
2. The emission levels that are 20dB below the official limit are not reported.

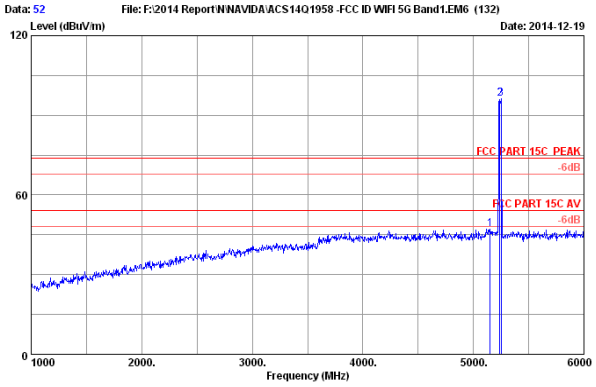

Site no. : 3m Chamber Data no. : 52
Dis. / Ant. : 3m 2014 3115 (4580) Ant. pol. : VERTICAL
Limit : FCC PART 15C PEAK
Env. / Ins. : 23*C/54%
Engineer : Kobe-Huang
EUT : Complex Set-Top Box
Power rating : DC 19V From Adpter Input AC 120V/60Hz
Test Mode : IEEE802.11nHT20 5240MHz Tx Mode
M/N : P2571

No.	Freq. (MHz)	Ant. Factor (dB/m)	Cable Loss (dB)	AMP factor (dB)	Reading (dBuV)	Emission Level (dBuV/m)	Limits (dBuV/m)	Margin (dB)	Remark
1	5150.000	33.44	8.92	35.70	40.60	47.26	74.00	26.74	Peak
2	5240.000	33.58	9.02	35.70	89.45	96.35	74.00	-22.35	Peak
3	5250.000	33.60	9.03	35.70	89.22	96.15	74.00	-22.15	Peak

Remarks: 1. Emission Level= Antenna Factor + Cable Loss + Reading -Amp Factor
2. The emission levels that are 20dB below the official limit are not reported.

Data: 49 File: F:\2014 Report\NNAVIDA\ACS14Q1958 -FCC ID WIFI 5G Band1.EM6 (132)

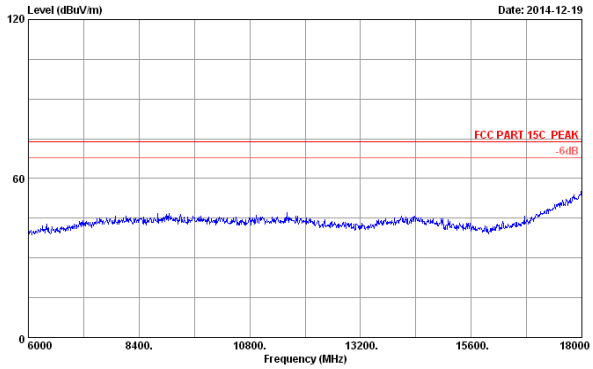

Site no. : 3m Chamber Data no. : 49
Dis. / Ant. : 3m 2014 3115 (4580) Ant. pol. : HORIZONTAL
Limit : FCC PART 15C PEAK
Env. / Ins. : 23*C/54%
Engineer : Kobe-Huang
EUT : Complex Set-Top Box
Power rating : DC 19V From Adpter Input AC 120V/60Hz
Test Mode : IEEE802.11nHT20 5240MHz Tx Mode
M/N : P2571

Data: 47 File: F:\2014 Report\NNAVIDA\ACS14Q1958 -FCC ID WIFI 5G Band1.EM6 (132)

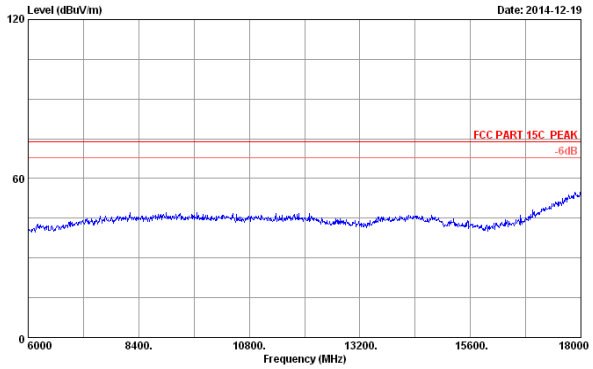

Site no. : 3m Chamber Data no. : 47
Dis. / Ant. : 3m 2014 3115 (4580) Ant. pol. : VERTICAL
Limit : FCC PART 15C PEAK
Env. / Ins. : 23*C/54%
Engineer : Kobe-Huang
EUT : Complex Set-Top Box
Power rating : DC 19V From Adpter Input AC 120V/60Hz
Test Mode : IEEE802.11nHT20 5240MHz Tx Mode
M/N : P2571

Data: 50 File: F:\2014 Report\NNAVIDA\ACS14Q1958 -FCC ID WIFI 5G Band1.EM6 (132)

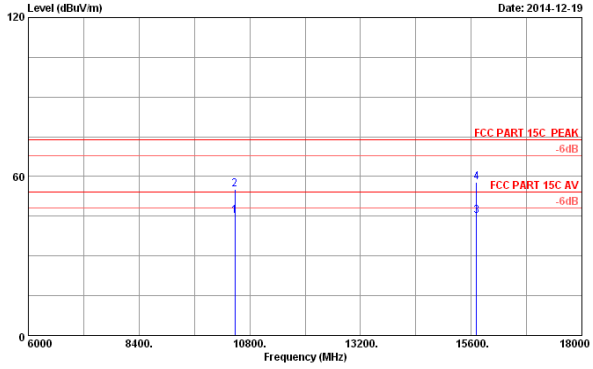

Site no. : 3m Chamber Data no. : 50
Dis. / Ant. : 3m 2014 3115 (4580) Ant. pol. : HORIZONTAL
Limit : FCC PART 15C PEAK
Env. / Ins. : 23*C/54%
Engineer : Kobe-Huang
EUT : Complex Set-Top Box
Power rating : DC 19V From Adpter Input AC 120V/60Hz
Test Mode : IEEE802.11nHT20 5240MHz Tx Mode
M/N : P2571

No.	Freq. (MHz)	Ant. Factor (dB/m)	Cable Loss (dB)	AMP factor (dB)	Reading (dBuV)	Emission Level (dBuV/m)	Limits (dBuV/m)	Margin (dB)	Remark
1	10480.000	38.19	12.70	35.43	29.64	45.10	54.00	8.90	Average
2	10480.000	38.19	12.70	35.43	39.79	55.25	74.00	18.75	Peak
3	15720.000	38.57	15.77	34.85	25.48	44.97	54.00	9.03	Average
4	15720.000	38.57	15.77	34.85	38.45	57.94	74.00	16.06	Peak

Remarks: 1. Emission Level= Antenna Factor + Cable Loss + Reading
-Amp Factor
2. The emission levels that are 20dB below the official
limit are not reported.

Data: 48 File: F:\2014 Report\NNAVIDA\ACS14Q1958 -FCC ID WIFI 5G Band1.EM6 (132)

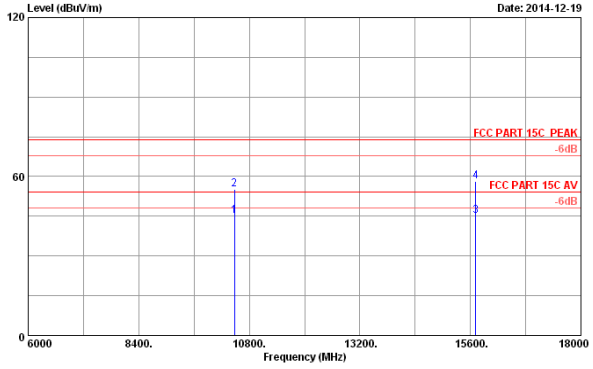

Site no. : 3m Chamber Data no. : 48
Dis. / Ant. : 3m 2014 3115 (4580) Ant. pol. : VERTICAL
Limit : FCC PART 15C PEAK
Env. / Ins. : 23*C/54%
Engineer : Kobe-Huang
EUT : Complex Set-Top Box
Power rating : DC 19V From Adpter Input AC 120V/60Hz
Test Mode : IEEE802.11nHT20 5240MHz Tx Mode
M/N : P2571

No.	Freq. (MHz)	Ant. Factor (dB/m)	Cable Loss (dB)	AMP factor (dB)	Reading (dBuV)	Emission Level (dBuV/m)	Limits (dBuV/m)	Margin (dB)	Remark
1	10480.000	38.19	12.70	35.43	29.64	45.10	54.00	8.90	Average
2	10480.000	38.19	12.70	35.43	39.85	55.31	74.00	18.69	Peak
3	15720.000	38.57	15.77	34.85	25.47	44.96	54.00	9.04	Average
4	15720.000	38.57	15.77	34.85	38.63	58.12	74.00	15.88	Peak

Remarks: 1. Emission Level= Antenna Factor + Cable Loss + Reading
-Amp Factor
2. The emission levels that are 20dB below the official
limit are not reported.

IEEE 802.11nHT40

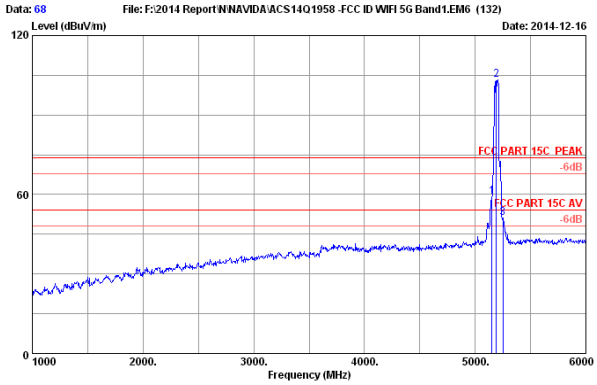

Site no. : 3m Chamber Data no. : 68
Dis. / Ant. : 3m 2014 3115 (4580) Ant. pol. : HORIZONTAL
Limit : FCC PART 15C PEAK
Env. / Ins. : 23*C/54%
Engineer : Kobe-Huang
EUT : Complex Set-Top Box
Power rating : DC 19V From Adpter Input AC 120V/60Hz
Test Mode : IEEE802.11nHT40 5190MHz Tx Mode
M/N : P2571

No.	Freq. (MHz)	Ant. Factor (dB/m)	Cable Loss (dB)	AMP factor (dB)	Reading (dBuV)	Emission Level (dBuV/m)	Limits (dBuV/m)	Margin (dB)	Remark
1	5150.000	33.44	8.92	35.70	52.49	59.15	74.00	14.85	Peak
2	5190.000	33.50	8.96	35.70	96.52	103.28	74.00	-29.28	Peak
3	5250.000	33.60	9.03	35.70	44.13	51.06	74.00	22.94	Peak

Remarks: 1. Emission Level= Antenna Factor + Cable Loss + Reading -Amp Factor
2. The emission levels that are 20dB below the official limit are not reported.

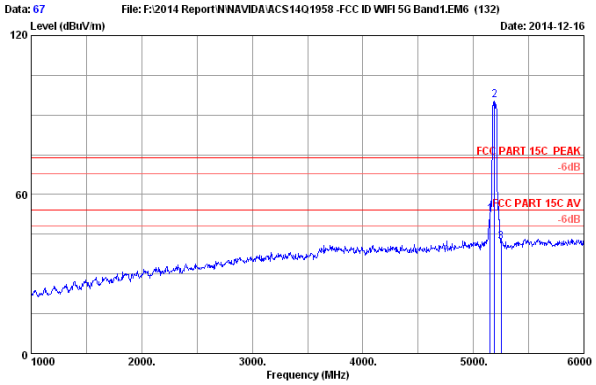

Site no. : 3m Chamber Data no. : 67
Dis. / Ant. : 3m 2014 3115 (4580) Ant. pol. : VERTICAL
Limit : FCC PART 15C PEAK
Env. / Ins. : 23*C/54%
Engineer : Kobe-Huang
EUT : Complex Set-Top Box
Power rating : DC 19V From Adpter Input AC 120V/60Hz
Test Mode : IEEE802.11nHT40 5190MHz Tx Mode
M/N : P2571

No.	Freq. (MHz)	Ant. Factor (dB/m)	Cable Loss (dB)	AMP factor (dB)	Reading (dBuV)	Emission Level (dBuV/m)	Limits (dBuV/m)	Margin (dB)	Remark
1	5150.000	33.44	8.92	35.70	45.70	52.36	74.00	21.64	Peak
2	5190.000	33.50	8.96	35.70	88.94	95.70	74.00	-21.70	Peak
3	5250.000	33.60	9.03	35.70	35.22	42.15	74.00	31.85	Peak

Remarks: 1. Emission Level= Antenna Factor + Cable Loss + Reading -Amp Factor
2. The emission levels that are 20dB below the official limit are not reported.

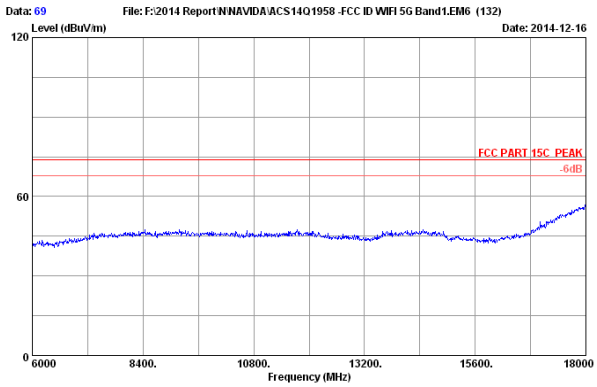

Site no. : 3m Chamber Data no. : 69
Dis. / Ant. : 3m 2014 3115 (4580) Ant. pol. : HORIZONTAL
Limit : FCC PART 15C PEAK
Env. / Ins. : 23*C/54%
Engineer : Kobe-Huang
EUT : Complex Set-Top Box
Power rating : DC 19V From Adpter Input AC 120V/60Hz
Test Mode : IEEE802.11nHT40 5190MHz Tx Mode
M/N : P2571

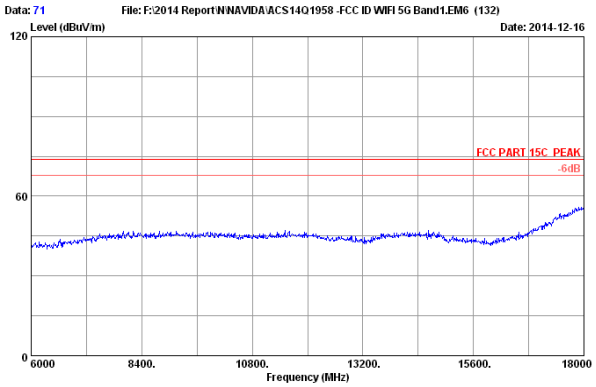

Site no. : 3m Chamber Data no. : 71
Dis. / Ant. : 3m 2014 3115 (4580) Ant. pol. : VERTICAL
Limit : FCC PART 15C PEAK
Env. / Ins. : 23*C/54%
Engineer : Kobe-Huang
EUT : Complex Set-Top Box
Power rating : DC 19V From Adpter Input AC 120V/60Hz
Test Mode : IEEE802.11nHT40 5190MHz Tx Mode
M/N : P2571

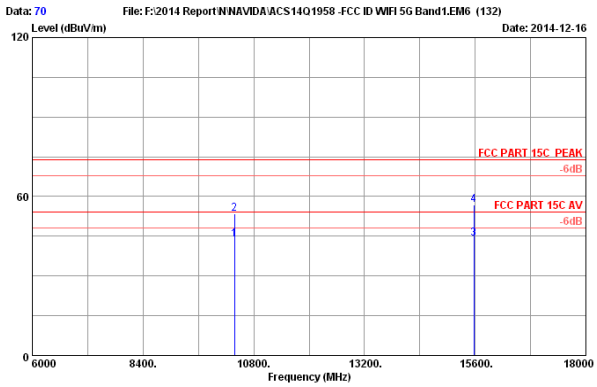

Site no. : 3m Chamber Data no. : 70
Dis. / Ant. : 3m 2014 3115 (4580) Ant. pol. : HORIZONTAL
Limit : FCC PART 15C PEAK
Env. / Ins. : 23*C/54%
Engineer : Kobe-Huang
EUT : Complex Set-Top Box
Power rating : DC 19V From Adpter Input AC 120V/60Hz
Test Mode : IEEE802.11nHT40 5190MHz Tx Mode
M/N : P2571

No.	Freq. (MHz)	Ant. Factor (dB/m)	Cable Loss (dB)	AMP factor (dB)	Reading (dBuV)	Emission Level (dBuV/m)	Limits (dBuV/m)	Margin (dB)	Remark
1	10380.000	38.15	12.65	35.44	28.58	43.94	54.00	10.06	Average
2	10380.000	38.15	12.65	35.44	38.17	53.53	74.00	20.47	Peak
3	15570.000	38.66	15.67	34.71	24.62	44.24	54.00	9.76	Average
4	15570.000	38.66	15.67	34.71	37.24	56.86	74.00	17.14	Peak

Remarks: 1. Emission Level= Antenna Factor + Cable Loss + Reading -Amp Factor
2. The emission levels that are 20dB below the official limit are not reported.

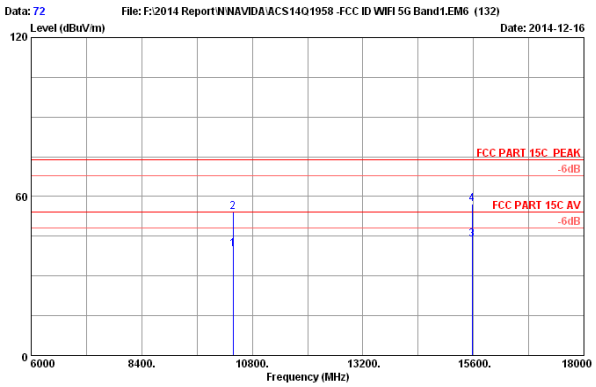

Site no. : 3m Chamber Data no. : 72
Dis. / Ant. : 3m 2014 3115 (4580) Ant. pol. : VERTICAL
Limit : FCC PART 15C PEAK
Env. / Ins. : 23*C/54%
Engineer : Kobe-Huang
EUT : Complex Set-Top Box
Power rating : DC 19V From Adpter Input AC 120V/60Hz
Test Mode : IEEE802.11nHT40 5190MHz Tx Mode
M/N : P2571

No.	Freq. (MHz)	Ant. Factor (dB/m)	Cable Loss (dB)	AMP factor (dB)	Reading (dBuV)	Emission Level (dBuV/m)	Limits (dBuV/m)	Margin (dB)	Remark
1	10380.000	38.15	12.65	35.44	24.64	40.00	54.00	14.00	Average
2	10380.000	38.15	12.65	35.44	38.79	54.15	74.00	19.85	Peak
3	15570.000	38.66	15.67	34.71	24.33	43.95	54.00	10.05	Average
4	15570.000	38.66	15.67	34.71	37.46	57.08	74.00	16.92	Peak

Remarks: 1. Emission Level= Antenna Factor + Cable Loss + Reading -Amp Factor
2. The emission levels that are 20dB below the official limit are not reported.

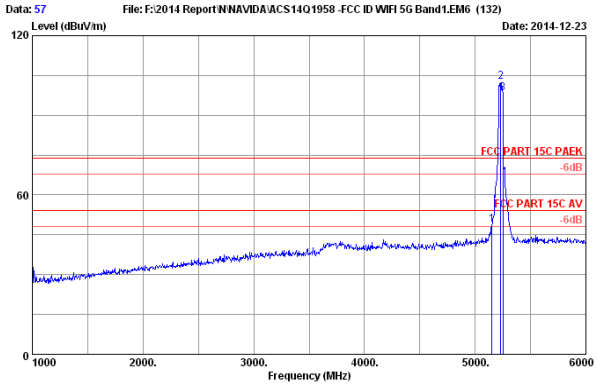

Site no. : 3m Chamber Data no. : 57
Dis. / Ant. : 3m 2014 3115 (4580) Ant. pol. : HORIZONTAL
Limit : FCC PART 15C PAEK
Env. / Ins. : 23*C/54%
Engineer : Kobe-Huang
EUT : Complex Set-Top Box
Power rating : DC 19V From Adpter Input AC 120V/60Hz
Test Mode : IEEE802.11nHT40 5230MHz Tx Mode
M/N : P2571

No.	Freq. (MHz)	Ant. Factor (dB/m)	Cable Loss (dB)	AMP factor (dB)	Reading (dBuV)	Emission Level (dBuV/m)	Limits (dBuV/m)	Margin (dB)	Remark
1	5150.000	33.44	8.92	35.70	42.01	48.67	74.00	25.33	Peak
2	5230.000	33.57	9.01	35.70	95.73	102.61	74.00	-28.61	Peak
3	5250.000	33.60	9.03	35.70	91.26	98.19	74.00	-24.19	Peak

Remarks: 1. Emission Level= Antenna Factor + Cable Loss + Reading -Amp Factor
2. The emission levels that are 20dB below the official limit are not reported.

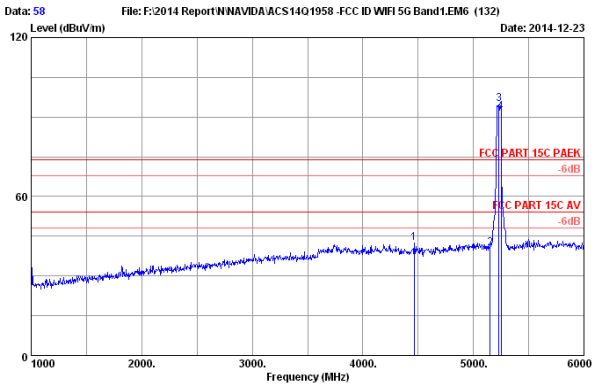

Site no. : 3m Chamber Data no. : 58
Dis. / Ant. : 3m 2014 3115 (4580) Ant. pol. : VERTICAL
Limit : FCC PART 15C PAEK
Env. / Ins. : 23*C/54%
Engineer : Kobe-Huang
EUT : Complex Set-Top Box
Power rating : DC 19V From Adpter Input AC 120V/60Hz
Test Mode : IEEE802.11nHT40 5230MHz Tx Mode
M/N : P2571

No.	Freq. (MHz)	Ant. Factor (dB/m)	Cable Loss (dB)	AMP factor (dB)	Reading (dBuV)	Emission Level (dBuV/m)	Limits (dBuV/m)	Margin (dB)	Remark
1	4465.000	32.32	8.20	35.70	37.74	42.56	74.00	31.44	Peak
2	5150.000	33.44	8.92	35.70	33.65	40.31	74.00	33.69	Peak
3	5230.000	33.57	9.01	35.70	87.94	94.82	74.00	-20.82	Peak
4	5250.000	33.60	9.03	35.70	85.06	91.99	74.00	-17.99	Peak

Remarks: 1. Emission Level= Antenna Factor + Cable Loss + Reading -Amp Factor
2. The emission levels that are 20dB below the official limit are not reported.

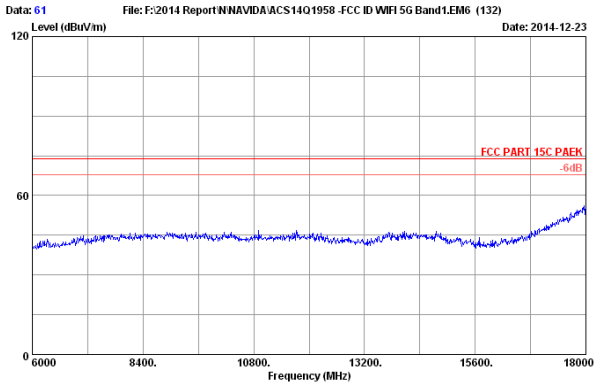

Site no. : 3m Chamber Data no. : 61
Dis. / Ant. : 3m 2014 3115 (4580) Ant. pol. : HORIZONTAL
Limit : FCC PART 15C PAEK
Env. / Ins. : 23*C/54%
Engineer : Kobe-Huang
EUT : Complex Set-Top Box
Power rating : DC 19V From Adpter Input AC 120V/60Hz
Test Mode : IEEE802.11nHT40 5230MHz Tx Mode
M/N : P2571

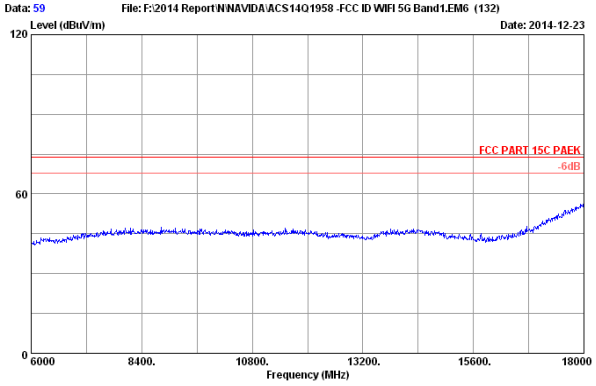

Site no. : 3m Chamber Data no. : 59
Dis. / Ant. : 3m 2014 3115 (4580) Ant. pol. : VERTICAL
Limit : FCC PART 15C PAEK
Env. / Ins. : 23*C/54%
Engineer : Kobe-Huang
EUT : Complex Set-Top Box
Power rating : DC 19V From Adpter Input AC 120V/60Hz
Test Mode : IEEE802.11nHT40 5230MHz Tx Mode
M/N : P2571

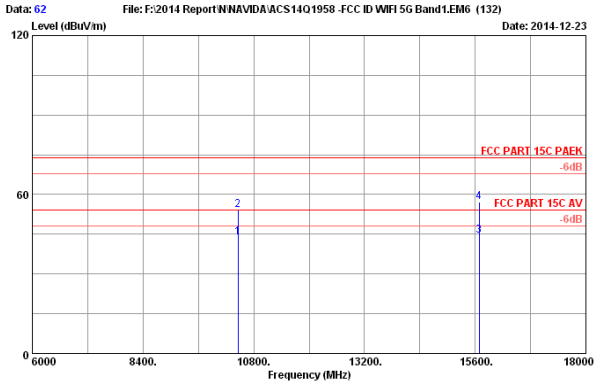

Site no. : 3m Chamber Data no. : 62
Dis. / Ant. : 3m 2014 3115 (4580) Ant. pol. : HORIZONTAL
Limit : FCC PART 15C PAEK
Env. / Ins. : 23*C/54%
Engineer : Kobe-Huang
EUT : Complex Set-Top Box
Power rating : DC 19V From Adpter Input AC 120V/60Hz
Test Mode : IEEE802.11nHT40 5230MHz Tx Mode
M/N : P2571

No.	Freq. (MHz)	Ant. Factor (dB/m)	Cable Loss (dB)	AMP factor (dB)	Reading (dBuV)	Emission Level (dBuV/m)	Limits (dBuV/m)	Margin (dB)	Remark
1	10460.000	38.18	12.69	35.43	28.33	43.77	54.00	10.23	Average
2	10460.000	38.18	12.69	35.43	38.75	54.19	74.00	19.81	Peak
3	15690.000	38.59	15.75	34.82	24.79	44.31	54.00	9.69	Average
4	15690.000	38.59	15.75	34.82	37.53	57.05	74.00	16.95	Peak

Remarks: 1. Emission Level= Antenna Factor + Cable Loss + Reading -Amp Factor
2. The emission levels that are 20dB below the official limit are not reported.

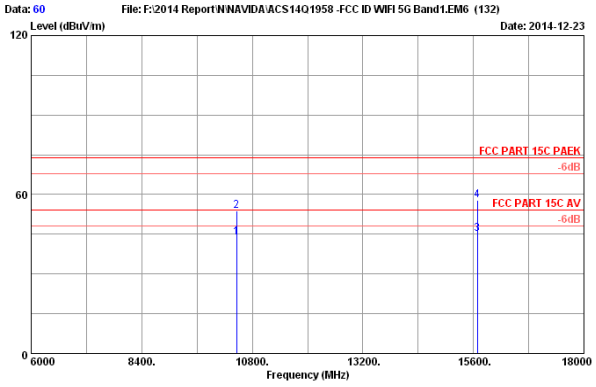

Site no. : 3m Chamber Data no. : 60
Dis. / Ant. : 3m 2014 3115 (4580) Ant. pol. : VERTICAL
Limit : FCC PART 15C PAEK
Env. / Ins. : 23*C/54%
Engineer : Kobe-Huang
EUT : Complex Set-Top Box
Power rating : DC 19V From Adpter Input AC 120V/60Hz
Test Mode : IEEE802.11nHT40 5230MHz Tx Mode
M/N : P2571

No.	Freq. (MHz)	Ant. Factor (dB/m)	Cable Loss (dB)	AMP factor (dB)	Reading (dBuV)	Emission Level (dBuV/m)	Limits (dBuV/m)	Margin (dB)	Remark
1	10460.000	38.18	12.69	35.43	28.36	43.80	54.00	10.20	Average
2	10460.000	38.18	12.69	35.43	38.37	53.81	74.00	20.19	Peak
3	15690.000	38.59	15.75	34.82	25.48	45.00	54.00	9.00	Average
4	15690.000	38.59	15.75	34.82	38.27	57.79	74.00	16.21	Peak

Remarks: 1. Emission Level= Antenna Factor + Cable Loss + Reading -Amp Factor
2. The emission levels that are 20dB below the official limit are not reported.

IEEE 802.11acVHT20

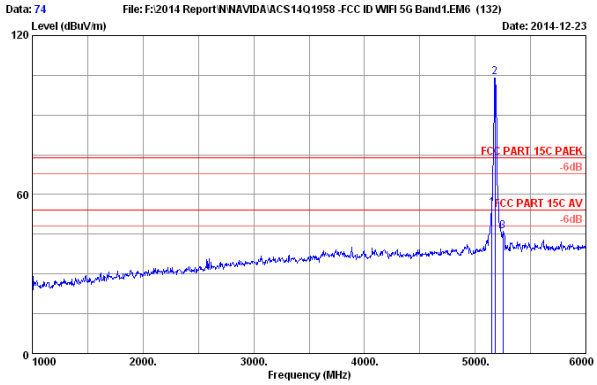

Site no. : 3m Chamber Data no. : 74
Dis. / Ant. : 3m 2014 3115 (4580) Ant. pol. : HORIZONTAL
Limit : FCC PART 15C PAEK
Env. / Ins. : 23*C/54%
Engineer : Kobe-Huang
EUT : Complex Set-Top Box
Power rating : DC 19V From Adpter Input AC 120V/60Hz
Test Mode : IEEE802.11acVHT20 5180MHz Tx Mode
M/N : P2571

No.	Freq. (MHz)	Ant. Factor (dB/m)	Cable Loss (dB)	AMP factor (dB)	Emission Reading (dBuV)	Emission Level (dBuV/m)	Limits (dBuV/m)	Margin (dB)	Remark
1	5150.000	33.44	8.92	35.70	48.02	54.68	74.00	19.32	Peak
2	5180.000	33.49	8.95	35.70	97.69	104.43	74.00	-30.43	Peak
3	5250.000	33.60	9.03	35.70	39.15	46.08	74.00	27.92	Peak

Remarks: 1. Emission Level= Antenna Factor + Cable Loss + Reading -Amp Factor
2. The emission levels that are 20dB below the official limit are not reported.

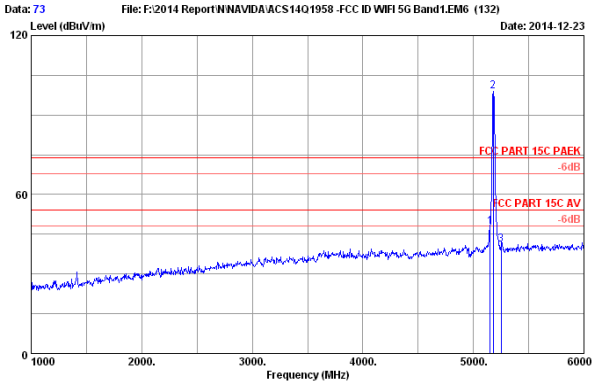

Site no. : 3m Chamber Data no. : 73
Dis. / Ant. : 3m 2014 3115 (4580) Ant. pol. : VERTICAL
Limit : FCC PART 15C PAEK
Env. / Ins. : 23*C/54%
Engineer : Kobe-Huang
EUT : Complex Set-Top Box
Power rating : DC 19V From Adpter Input AC 120V/60Hz
Test Mode : IEEE802.11acVHT20 5180MHz Tx Mode
M/N : P2571

No.	Freq. (MHz)	Ant. Factor (dB/m)	Cable Loss (dB)	AMP factor (dB)	Emission Reading (dBuV)	Emission Level (dBuV/m)	Limits (dBuV/m)	Margin (dB)	Remark
1	5150.000	33.44	8.92	35.70	41.21	47.87	74.00	26.13	Peak
2	5180.000	33.49	8.95	35.70	92.15	98.89	74.00	-24.89	Peak
3	5250.000	33.60	9.03	35.70	34.25	41.18	74.00	32.82	Peak

Remarks: 1. Emission Level= Antenna Factor + Cable Loss + Reading -Amp Factor
2. The emission levels that are 20dB below the official limit are not reported.

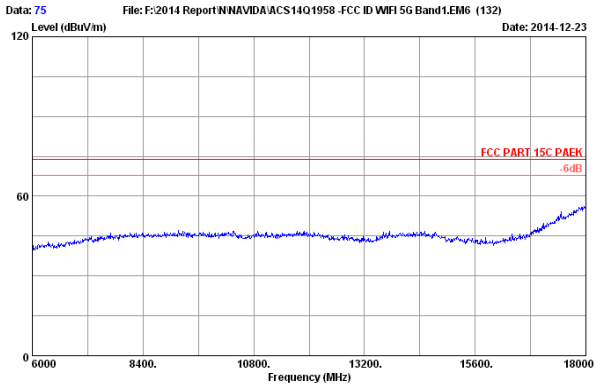

Site no. : 3m Chamber Data no. : 75
Dis. / Ant. : 3m 2014 3115 (4580) Ant. pol. : HORIZONTAL
Limit : FCC PART 15C PAEK
Env. / Ins. : 23*C/54%
Engineer : Kobe-Huang
EUT : Complex Set-Top Box
Power rating : DC 19V From Adpter Input AC 120V/60Hz
Test Mode : IEEE802.11acVHT20 5180MHz Tx Mode
M/N : P2571

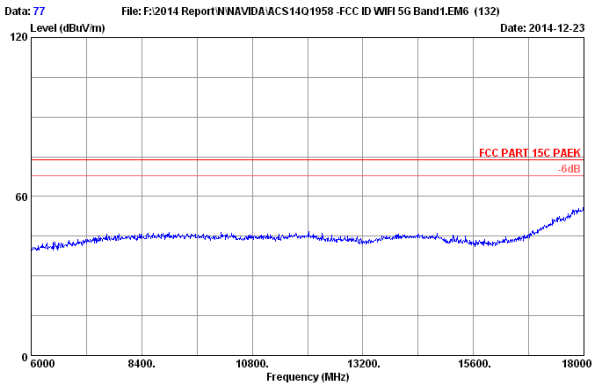

Site no. : 3m Chamber Data no. : 77
Dis. / Ant. : 3m 2014 3115 (4580) Ant. pol. : VERTICAL
Limit : FCC PART 15C PAEK
Env. / Ins. : 23*C/54%
Engineer : Kobe-Huang
EUT : Complex Set-Top Box
Power rating : DC 19V From Adpter Input AC 120V/60Hz
Test Mode : IEEE802.11acVHT20 5180MHz Tx Mode
M/N : P2571

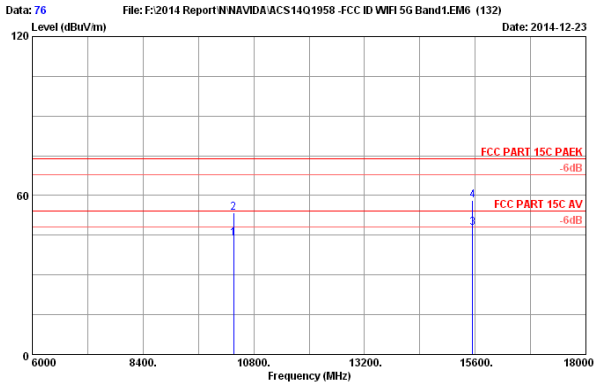

Site no. : 3m Chamber Data no. : 76
Dis. / Ant. : 3m 2014 3115 (4580) Ant. pol. : HORIZONTAL
Limit : FCC PART 15C PAEK
Env. / Ins. : 23*C/54%
Engineer : Kobe-Huang
EUT : Complex Set-Top Box
Power rating : DC 19V From Adpter Input AC 120V/60Hz
Test Mode : IEEE802.11acVHT20 5180MHz Tx Mode
M/N : P2571

No.	Freq. (MHz)	Ant. Factor (dB/m)	Cable Loss (dB)	AMP factor (dB)	Reading (dBuV)	Emission Level (dBuV/m)	Limits (dBuV/m)	Margin (dB)	Remark
1	10360.000	38.14	12.64	35.45	28.41	43.74	54.00	10.26	Average
2	10360.000	38.14	12.64	35.45	38.16	53.49	74.00	20.51	Peak
3	15540.000	38.68	15.65	34.69	28.15	47.79	54.00	6.21	Average
4	15540.000	38.68	15.65	34.69	38.41	58.05	74.00	15.95	Peak

Remarks: 1. Emission Level= Antenna Factor + Cable Loss + Reading -Amp Factor
2. The emission levels that are 20dB below the official limit are not reported.

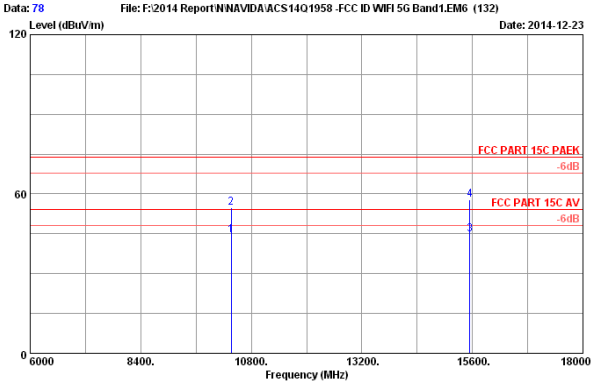

Site no. : 3m Chamber Data no. : 78
Dis. / Ant. : 3m 2014 3115 (4580) Ant. pol. : VERTICAL
Limit : FCC PART 15C PAEK
Env. / Ins. : 23*C/54%
Engineer : Kobe-Huang
EUT : Complex Set-Top Box
Power rating : DC 19V From Adpter Input AC 120V/60Hz
Test Mode : IEEE802.11acVHT20 5180MHz Tx Mode
M/N : P2571

No.	Freq. (MHz)	Ant. Factor (dB/m)	Cable Loss (dB)	AMP factor (dB)	Reading (dBuV)	Emission Level (dBuV/m)	Limits (dBuV/m)	Margin (dB)	Remark
1	10360.000	38.14	12.64	35.45	29.18	44.51	54.00	9.49	Average
2	10360.000	38.14	12.64	35.45	39.42	54.75	74.00	19.25	Peak
3	15540.000	38.68	15.65	34.69	25.12	44.76	54.00	9.24	Average
4	15540.000	38.68	15.65	34.69	38.27	57.91	74.00	16.09	Peak

Remarks: 1. Emission Level= Antenna Factor + Cable Loss + Reading -Amp Factor
2. The emission levels that are 20dB below the official limit are not reported.

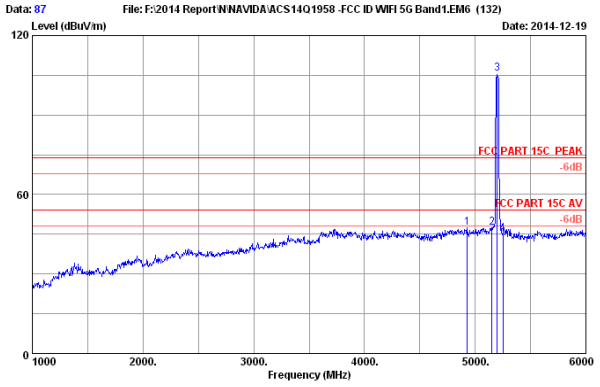

Site no. : 3m Chamber Data no. : 87
Dis. / Ant. : 3m 2014 3115 (4580) Ant. pol. : HORIZONTAL
Limit : FCC PART 15C PEAK
Env. / Ins. : 23*C/54%
Engineer : Kobe-Huang
EUT : Complex Set-Top Box
Power rating : DC 19V From Adpter Input AC 120V/60Hz
Test Mode : IEEE802.11acVHT20 5200MHz Tx Mode
M/N : P2571

No.	Freq. (MHz)	Ant. Factor (dB/m)	Cable Loss (dB)	AMP factor (dB)	Reading (dBuV)	Emission Level (dBuV/m)	Limits (dBuV/m)	Margin (dB)	Remark
1	4930.000	33.07	8.69	35.70	41.25	47.31	74.00	26.69	Peak
2	5150.000	33.44	8.92	35.70	40.64	47.30	74.00	26.70	Peak
3	5200.000	33.52	8.97	35.70	98.79	105.58	74.00	-31.58	Peak
4	5250.000	33.60	9.03	35.70	38.24	45.17	74.00	28.83	Peak

Remarks: 1. Emission Level= Antenna Factor + Cable Loss + Reading -Amp Factor
2. The emission levels that are 20dB below the official limit are not reported.

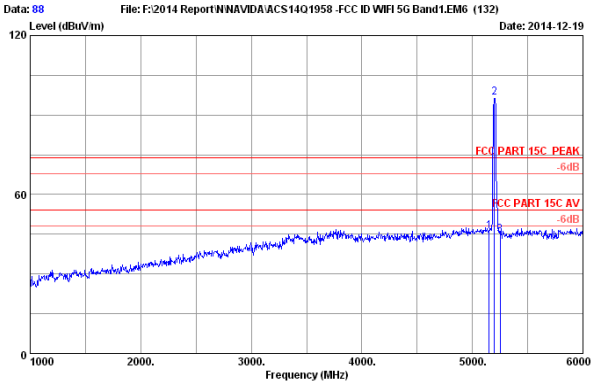

Site no. : 3m Chamber Data no. : 88
Dis. / Ant. : 3m 2014 3115 (4580) Ant. pol. : VERTICAL
Limit : FCC PART 15C PEAK
Env. / Ins. : 23*C/54%
Engineer : Kobe-Huang
EUT : Complex Set-Top Box
Power rating : DC 19V From Adpter Input AC 120V/60Hz
Test Mode : IEEE802.11acVHT20 5200MHz Tx Mode
M/N : P2571

No.	Freq. (MHz)	Ant. Factor (dB/m)	Cable Loss (dB)	AMP factor (dB)	Reading (dBuV)	Emission Level (dBuV/m)	Limits (dBuV/m)	Margin (dB)	Remark
1	5150.000	33.44	8.92	35.70	39.55	46.21	74.00	27.79	Peak
2	5200.000	33.52	8.97	35.70	89.84	96.63	74.00	-22.63	Peak
3	5250.000	33.60	9.03	35.70	37.90	44.83	74.00	29.17	Peak

Remarks: 1. Emission Level= Antenna Factor + Cable Loss + Reading -Amp Factor
2. The emission levels that are 20dB below the official limit are not reported.

Data: 85 File: F:\2014 Report\NNAVIDA\ACS14Q1958 -FCC ID WIFI 5G Band1.EM6 (132)

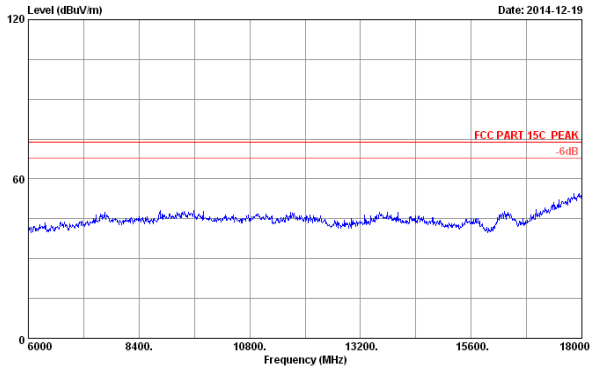

Site no. : 3m Chamber Data no. : 85
Dis. / Ant. : 3m 2014 3115 (4580) Ant. pol. : HORIZONTAL
Limit : FCC PART 15C PEAK
Env. / Ins. : 23*C/54%
Engineer : Kobe-Huang
EUT : Complex Set-Top Box
Power rating : DC 19V From Adpter Input AC 120V/60Hz
Test Mode : IEEE802.11acVHT20 5200MHz Tx Mode
M/N : P2571

Data: 83 File: F:\2014 Report\NNAVIDA\ACS14Q1958 -FCC ID WIFI 5G Band1.EM6 (132)

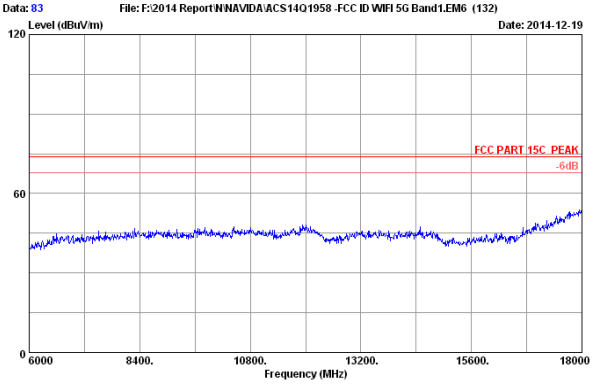

Site no. : 3m Chamber Data no. : 83
Dis. / Ant. : 3m 2014 3115 (4580) Ant. pol. : VERTICAL
Limit : FCC PART 15C PEAK
Env. / Ins. : 23*C/54%
Engineer : Kobe-Huang
EUT : Complex Set-Top Box
Power rating : DC 19V From Adpter Input AC 120V/60Hz
Test Mode : IEEE802.11acVHT20 5200MHz Tx Mode
M/N : P2571

Data: 86 File: F:\2014 Report\NNAVIDA\ACS14Q1958 -FCC ID WIFI 5G Band1.EM6 (132)

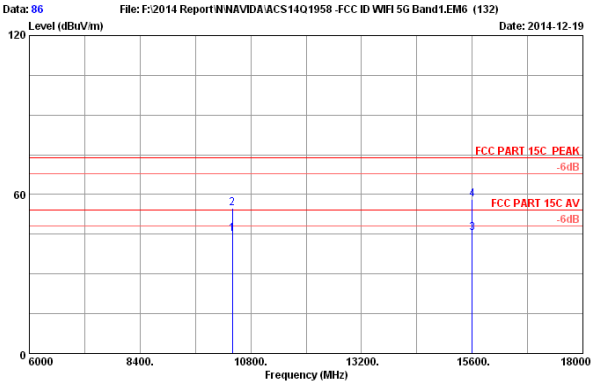

Site no. : 3m Chamber Data no. : 86
Dis. / Ant. : 3m 2014 3115 (4580) Ant. pol. : HORIZONTAL
Limit : FCC PART 15C PEAK
Env. / Ins. : 23*C/54%
Engineer : Kobe-Huang
EUT : Complex Set-Top Box
Power rating : DC 19V From Adpter Input AC 120V/60Hz
Test Mode : IEEE802.11acVHT20 5200MHz Tx Mode
M/N : P2571

No.	Freq. (MHz)	Ant. Factor (dB/m)	Cable Loss (dB)	AMP factor (dB)	Reading (dBuV)	Emission Level (dBuV/m)	Limits (dBuV/m)	Margin (dB)	Remark
1	10400.000	38.16	12.66	35.44	29.67	45.05	54.00	8.95	Average
2	10400.000	38.16	12.66	35.44	39.46	54.84	74.00	19.16	Peak
3	15600.000	38.64	15.69	34.74	25.74	45.33	54.00	8.67	Average
4	15600.000	38.64	15.69	34.74	38.62	58.21	74.00	15.79	Peak

Remarks: 1. Emission Level= Antenna Factor + Cable Loss + Reading -Amp Factor
2. The emission levels that are 20dB below the official limit are not reported.

Data: 84 File: F:\2014 Report\NNAVIDA\ACS14Q1958 -FCC ID WIFI 5G Band1.EM6 (132)

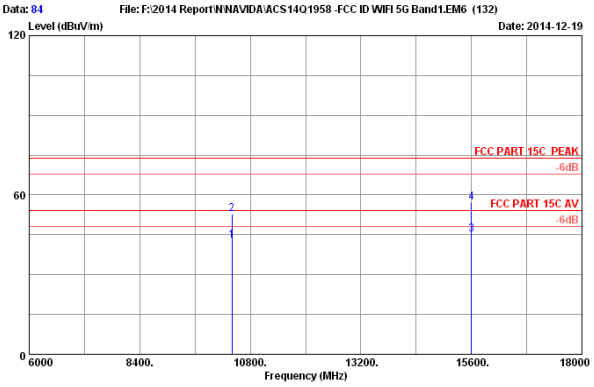

Site no. : 3m Chamber Data no. : 84
Dis. / Ant. : 3m 2014 3115 (4580) Ant. pol. : VERTICAL
Limit : FCC PART 15C PEAK
Env. / Ins. : 23*C/54%
Engineer : Kobe-Huang
EUT : Complex Set-Top Box
Power rating : DC 19V From Adpter Input AC 120V/60Hz
Test Mode : IEEE802.11acVHT20 5200MHz Tx Mode
M/N : P2571

No.	Freq. (MHz)	Ant. Factor (dB/m)	Cable Loss (dB)	AMP factor (dB)	Reading (dBuV)	Emission Level (dBuV/m)	Limits (dBuV/m)	Margin (dB)	Remark
1	10400.000	38.16	12.66	35.44	27.49	42.87	54.00	11.13	Average
2	10400.000	38.16	12.66	35.44	37.49	52.87	74.00	21.13	Peak
3	15600.000	38.64	15.69	34.74	25.66	45.25	54.00	8.75	Average
4	15600.000	38.64	15.69	34.74	37.63	57.22	74.00	16.78	Peak

Remarks: 1. Emission Level= Antenna Factor + Cable Loss + Reading -Amp Factor
2. The emission levels that are 20dB below the official limit are not reported.

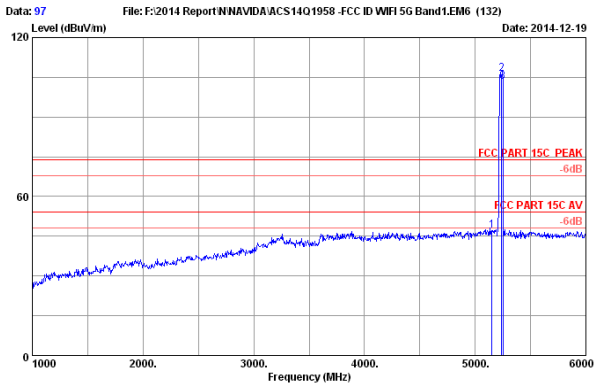

Site no. : 3m Chamber Data no. : 97
Dis. / Ant. : 3m 2014 3115 (4580) Ant. pol. : HORIZONTAL
Limit : FCC PART 15C PEAK
Env. / Ins. : 23*C/54%
Engineer : Kobe-Huang
EUT : Complex Set-Top Box
Power rating : DC 19V From Adpter Input AC 120V/60Hz
Test Mode : IEEE802.11acVHT20 5240MHz Tx Mode
M/N : P2571

No.	Freq. (MHz)	Ant. Factor (dB/m)	Cable Loss (dB)	AMP factor (dB)	Reading (dBuV)	Emission Level (dBuV/m)	Limits (dBuV/m)	Margin (dB)	Remark
1	5150.000	33.44	8.92	35.70	40.33	46.99	74.00	27.01	Peak
2	5240.000	33.58	9.02	35.70	99.23	106.13	74.00	-32.13	Peak
3	5250.000	33.60	9.03	35.70	96.28	103.21	74.00	-29.21	Peak

Remarks: 1. Emission Level= Antenna Factor + Cable Loss + Reading -Amp Factor
2. The emission levels that are 20dB below the official limit are not reported.

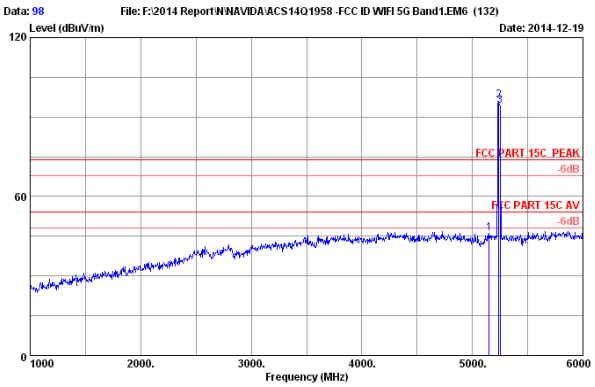

Site no. : 3m Chamber Data no. : 98
Dis. / Ant. : 3m 2014 3115 (4580) Ant. pol. : VERTICAL
Limit : FCC PART 15C PEAK
Env. / Ins. : 23*C/54%
Engineer : Kobe-Huang
EUT : Complex Set-Top Box
Power rating : DC 19V From Adpter Input AC 120V/60Hz
Test Mode : IEEE802.11acVHT20 5240MHz Tx Mode
M/N : P2571

No.	Freq. (MHz)	Ant. Factor (dB/m)	Cable Loss (dB)	AMP factor (dB)	Reading (dBuV)	Emission Level (dBuV/m)	Limits (dBuV/m)	Margin (dB)	Remark
1	5150.000	33.44	8.92	35.70	39.60	46.26	74.00	27.74	Peak
2	5240.000	33.58	9.02	35.70	89.35	96.25	74.00	-22.25	Peak
3	5250.000	33.60	9.03	35.70	87.22	94.15	74.00	-20.15	Peak

Remarks: 1. Emission Level= Antenna Factor + Cable Loss + Reading -Amp Factor
2. The emission levels that are 20dB below the official limit are not reported.

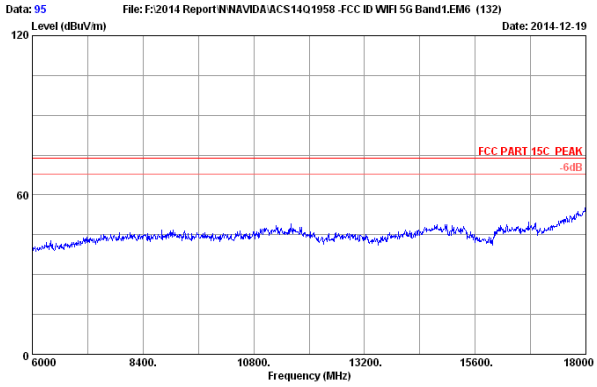

Site no. : 3m Chamber Data no. : 95
Dis. / Ant. : 3m 2014 3115 (4580) Ant. pol. : HORIZONTAL
Limit : FCC PART 15C PEAK
Env. / Ins. : 23*C/54%
Engineer : Kobe-Huang
EUT : Complex Set-Top Box
Power rating : DC 19V From Adpter Input AC 120V/60Hz
Test Mode : IEEE802.11acVHT20 5240MHz Tx Mode
M/N : P2571

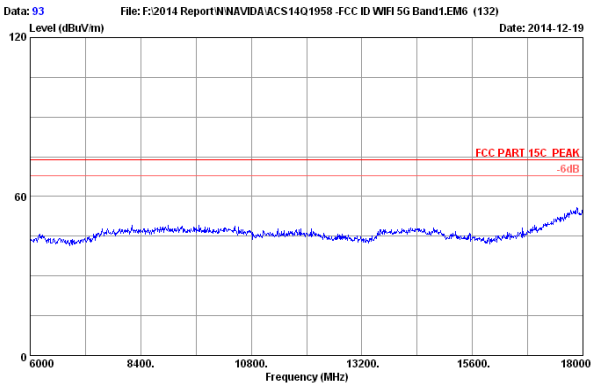

Site no. : 3m Chamber Data no. : 93
Dis. / Ant. : 3m 2014 3115 (4580) Ant. pol. : VERTICAL
Limit : FCC PART 15C PEAK
Env. / Ins. : 23*C/54%
Engineer : Kobe-Huang
EUT : Complex Set-Top Box
Power rating : DC 19V From Adpter Input AC 120V/60Hz
Test Mode : IEEE802.11acVHT20 5240MHz Tx Mode
M/N : P2571

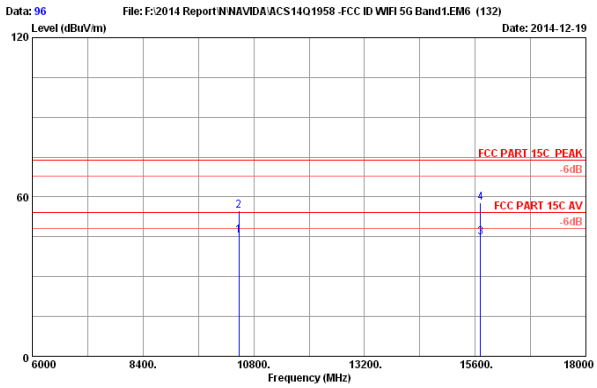

Site no. : 3m Chamber Data no. : 96
Dis. / Ant. : 3m 2014 3115 (4580) Ant. pol. : HORIZONTAL
Limit : FCC PART 15C PEAK
Env. / Ins. : 23*C/54%
Engineer : Kobe-Huang
EUT : Complex Set-Top Box
Power rating : DC 19V From Adpter Input AC 120V/60Hz
Test Mode : IEEE802.11acVHT20 5240MHz Tx Mode
M/N : P2571

No.	Freq. (MHz)	Ant. Factor (dB/m)	Cable Loss (dB)	AMP factor (dB)	Reading (dBuV)	Emission Level (dBuV/m)	Limits (dBuV/m)	Margin (dB)	Remark
1	10480.000	38.19	12.70	35.43	29.89	45.35	54.00	8.65	Average
2	10480.000	38.19	12.70	35.43	39.48	54.94	74.00	19.06	Peak
3	15720.000	38.57	15.77	34.85	25.37	44.86	54.00	9.14	Average
4	15720.000	38.57	15.77	34.85	38.26	57.75	74.00	16.25	Peak

Remarks: 1. Emission Level= Antenna Factor + Cable Loss + Reading -Amp Factor
2. The emission levels that are 20dB below the official limit are not reported.

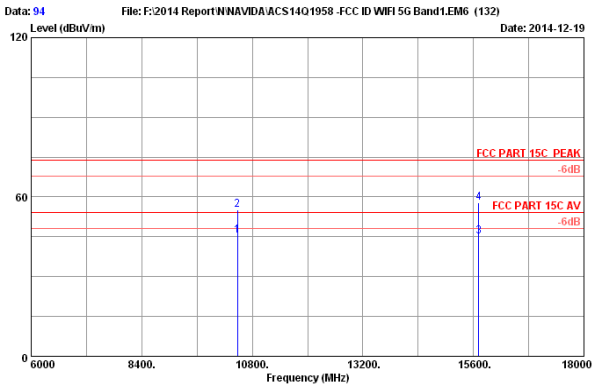

Site no. : 3m Chamber Data no. : 94
Dis. / Ant. : 3m 2014 3115 (4580) Ant. pol. : VERTICAL
Limit : FCC PART 15C PEAK
Env. / Ins. : 23*C/54%
Engineer : Kobe-Huang
EUT : Complex Set-Top Box
Power rating : DC 19V From Adpter Input AC 120V/60Hz
Test Mode : IEEE802.11acVHT20 5240MHz Tx Mode
M/N : P2571

No.	Freq. (MHz)	Ant. Factor (dB/m)	Cable Loss (dB)	AMP factor (dB)	Reading (dBuV)	Emission Level (dBuV/m)	Limits (dBuV/m)	Margin (dB)	Remark
1	10480.000	38.19	12.70	35.43	29.85	45.31	54.00	8.69	Average
2	10480.000	38.19	12.70	35.43	39.58	55.04	74.00	18.96	Peak
3	15720.000	38.57	15.77	34.85	25.61	45.10	54.00	8.90	Average
4	15720.000	38.57	15.77	34.85	38.47	57.96	74.00	16.04	Peak

Remarks: 1. Emission Level= Antenna Factor + Cable Loss + Reading -Amp Factor
2. The emission levels that are 20dB below the official limit are not reported.

IEEE 802.11acVHT40

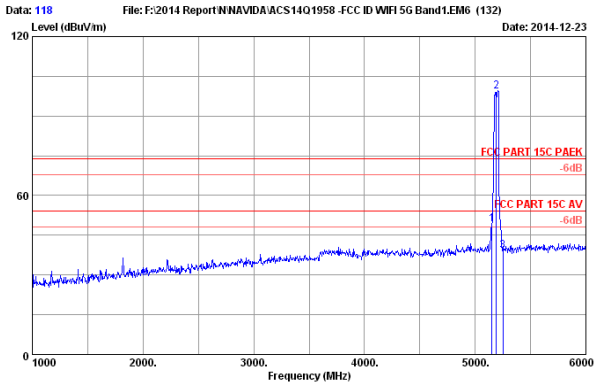

Site no. : 3m Chamber Data no. : 118
Dis. / Ant. : 3m 2014 3115 (4580) Ant. pol. : HORIZONTAL
Limit : FCC PART 15C PAEK
Env. / Ins. : 23*C/54%
Engineer : Kobe-Huang
EUT : Complex Set-Top Box
Power rating : DC 19V From Adpter Input AC 120V/60Hz
Test Mode : IEEE802.11acVHT40 5190MHz Tx Mode
M/N : P2571

No.	Freq. (MHz)	Ant. Factor (dB/m)	Cable Loss (dB)	AMP factor (dB)	Reading (dBuV)	Emission Level (dBuV/m)	Limits (dBuV/m)	Margin (dB)	Remark
1	5150.000	33.44	8.92	35.70	42.33	48.99	74.00	25.01	Peak
2	5190.000	33.50	8.96	35.70	92.45	99.21	74.00	-25.21	Peak
3	5250.000	33.60	9.03	35.70	32.27	39.20	74.00	34.80	Peak

Remarks: 1. Emission Level= Antenna Factor + Cable Loss + Reading -Amp Factor
2. The emission levels that are 20dB below the official limit are not reported.

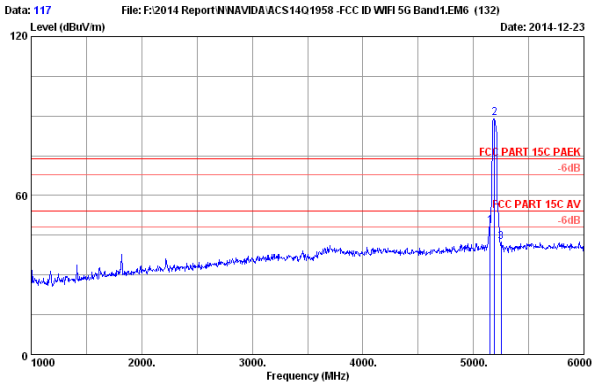

Site no. : 3m Chamber Data no. : 117
Dis. / Ant. : 3m 2014 3115 (4580) Ant. pol. : VERTICAL
Limit : FCC PART 15C PAEK
Env. / Ins. : 23*C/54%
Engineer : Kobe-Huang
EUT : Complex Set-Top Box
Power rating : DC 19V From Adpter Input AC 120V/60Hz
Test Mode : IEEE802.11acVHT40 5190MHz Tx Mode
M/N : P2571

No.	Freq. (MHz)	Ant. Factor (dB/m)	Cable Loss (dB)	AMP factor (dB)	Reading (dBuV)	Emission Level (dBuV/m)	Limits (dBuV/m)	Margin (dB)	Remark
1	5150.000	33.44	8.92	35.70	41.81	48.47	74.00	25.53	Peak
2	5190.000	33.50	8.96	35.70	82.46	89.22	74.00	-15.22	Peak
3	5250.000	33.60	9.03	35.70	35.44	42.37	74.00	31.63	Peak

Remarks: 1. Emission Level= Antenna Factor + Cable Loss + Reading -Amp Factor
2. The emission levels that are 20dB below the official limit are not reported.

Data: 109 File: F:\2014 Report\NNAVIDA\ACS14Q1958 -FCC ID WIFI 5G Band1.EM6 (132)

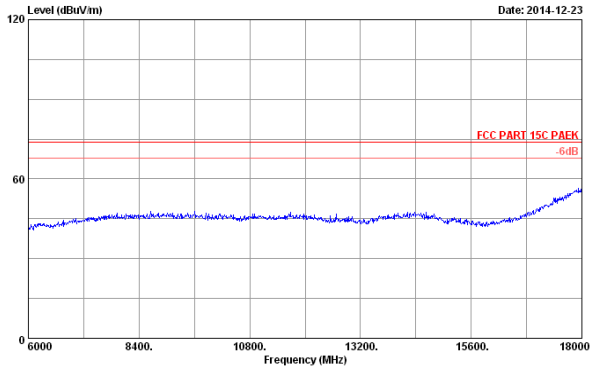

Site no. : 3m Chamber Data no. : 109
Dis. / Ant. : 3m 2014 3115 (4580) Ant. pol. : HORIZONTAL
Limit : FCC PART 15C PAEK
Env. / Ins. : 23*C/54%
Engineer : Kobe-Huang
EUT : Complex Set-Top Box
Power rating : DC 19V From Adpter Input AC 120V/60Hz
Test Mode : IEEE802.11acVHT40 5190MHz Tx Mode
M/N : P2571

Data: 111 File: F:\2014 Report\NNAVIDA\ACS14Q1958 -FCC ID WIFI 5G Band1.EM6 (132)

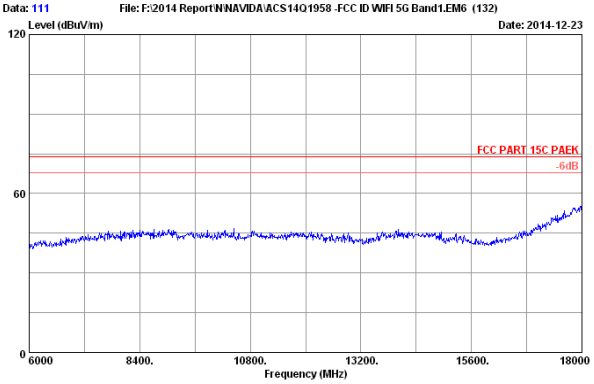

Site no. : 3m Chamber Data no. : 111
Dis. / Ant. : 3m 2014 3115 (4580) Ant. pol. : VERTICAL
Limit : FCC PART 15C PAEK
Env. / Ins. : 23*C/54%
Engineer : Kobe-Huang
EUT : Complex Set-Top Box
Power rating : DC 19V From Adpter Input AC 120V/60Hz
Test Mode : IEEE802.11acVHT40 5190MHz Tx Mode
M/N : P2571

Data: 110 File: F:\2014 Report\NNAVIDA\ACS14Q1958 -FCC ID WIFI 5G Band1.EM6 (132)

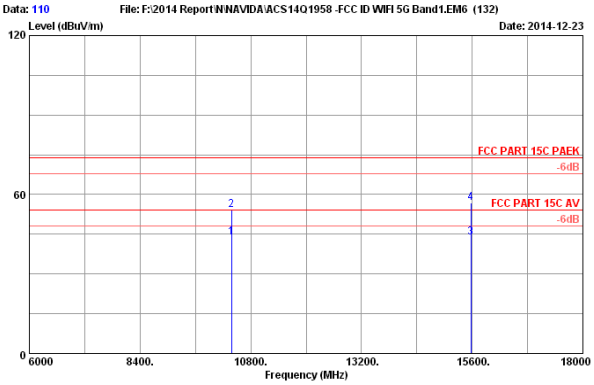

Site no. : 3m Chamber Data no. : 110
Dis. / Ant. : 3m 2014 3115 (4580) Ant. pol. : HORIZONTAL
Limit : FCC PART 15C PAEK
Env. / Ins. : 23*C/54%
Engineer : Kobe-Huang
EUT : Complex Set-Top Box
Power rating : DC 19V From Adpter Input AC 120V/60Hz
Test Mode : IEEE802.11acVHT40 5190MHz Tx Mode
M/N : P2571

No.	Freq. (MHz)	Ant. Factor (dB/m)	Cable Loss (dB)	AMP factor (dB)	Reading (dBuV)	Emission Level (dBuV/m)	Limits (dBuV/m)	Margin (dB)	Remark
1	10380.000	38.15	12.65	35.44	28.31	43.67	54.00	10.33	Average
2	10380.000	38.15	12.65	35.44	38.76	54.12	74.00	19.88	Peak
3	15570.000	38.66	15.67	34.71	24.26	43.88	54.00	10.12	Average
4	15570.000	38.66	15.67	34.71	37.12	56.74	74.00	17.26	Peak

Remarks: 1. Emission Level= Antenna Factor + Cable Loss + Reading -Amp Factor
2. The emission levels that are 20dB below the official limit are not reported.

Data: 112 File: F:\2014 Report\NNAVIDA\ACS14Q1958 -FCC ID WIFI 5G Band1.EM6 (132)

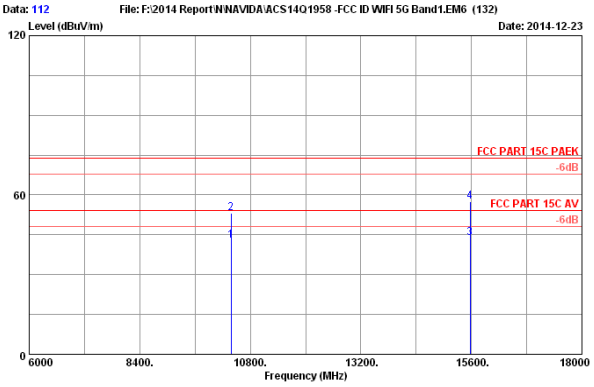

Site no. : 3m Chamber Data no. : 112
Dis. / Ant. : 3m 2014 3115 (4580) Ant. pol. : VERTICAL
Limit : FCC PART 15C PAEK
Env. / Ins. : 23*C/54%
Engineer : Kobe-Huang
EUT : Complex Set-Top Box
Power rating : DC 19V From Adpter Input AC 120V/60Hz
Test Mode : IEEE802.11acVHT40 5190MHz Tx Mode
M/N : P2571

No.	Freq. (MHz)	Ant. Factor (dB/m)	Cable Loss (dB)	AMP factor (dB)	Reading (dBuV)	Emission Level (dBuV/m)	Limits (dBuV/m)	Margin (dB)	Remark
1	10380.000	38.15	12.65	35.44	27.35	42.71	54.00	11.29	Average
2	10380.000	38.15	12.65	35.44	37.84	53.20	74.00	20.80	Peak
3	15570.000	38.66	15.67	34.71	24.33	43.95	54.00	10.05	Average
4	15570.000	38.66	15.67	34.71	37.71	57.33	74.00	16.67	Peak

Remarks: 1. Emission Level= Antenna Factor + Cable Loss + Reading -Amp Factor
2. The emission levels that are 20dB below the official limit are not reported.

Data: 100 File: F:\2014 Report\NNAVIDA\ACS14Q1958 -FCC ID WIFI 5G Band1.EM6 (132)

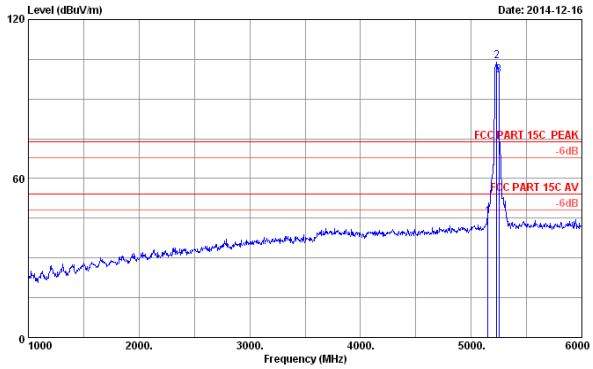

Site no. : 3m Chamber Data no. : 100
Dis. / Ant. : 3m 2014 3115 (4580) Ant. pol. : HORIZONTAL
Limit : FCC PART 15C PEAK
Env. / Ins. : 23*C/54%
Engineer : Kobe-Huang
EUT : Complex Set-Top Box
Power rating : DC 19V From Adpter Input AC 120V/60Hz
Test Mode : IEEE802.11acVHT40 5230MHz Tx Mode
M/N : P2571

No.	Freq. (MHz)	Ant. Factor (dB/m)	Cable Loss (dB)	AMP factor (dB)	Reading (dBuV)	Emission Level (dBuV/m)	Limits (dBuV/m)	Margin (dB)	Remark
1	5150.000	33.44	8.92	35.70	38.74	45.40	74.00	28.60	Peak
2	5230.000	33.57	9.01	35.70	97.43	104.31	74.00	-30.31	Peak
3	5250.000	33.60	9.03	35.70	92.05	98.98	74.00	-24.98	Peak

Remarks: 1. Emission Level= Antenna Factor + Cable Loss + Reading -Amp Factor
2. The emission levels that are 20dB below the official limit are not reported.

Data: 99 File: F:\2014 Report\NNAVIDA\ACS14Q1958 -FCC ID WIFI 5G Band1.EM6 (132)

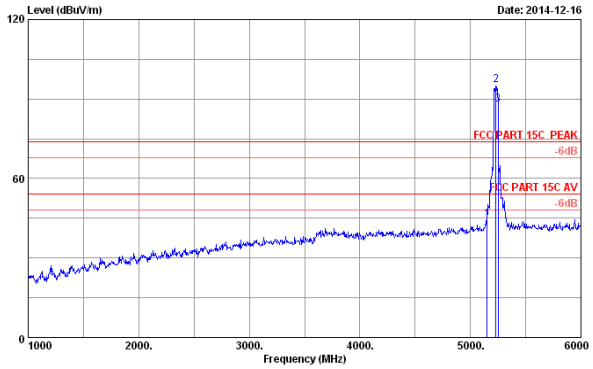

Site no. : 3m Chamber Data no. : 99
Dis. / Ant. : 3m 2014 3115 (4580) Ant. pol. : VERTICAL
Limit : FCC PART 15C PEAK
Env. / Ins. : 23*C/54%
Engineer : Kobe-Huang
EUT : Complex Set-Top Box
Power rating : DC 19V From Adpter Input AC 120V/60Hz
Test Mode : IEEE802.11acVHT40 5230MHz Tx Mode
M/N : P2571

No.	Freq. (MHz)	Ant. Factor (dB/m)	Cable Loss (dB)	AMP factor (dB)	Reading (dBuV)	Emission Level (dBuV/m)	Limits (dBuV/m)	Margin (dB)	Remark
1	5150.000	33.44	8.92	35.70	37.90	44.56	74.00	29.44	Peak
2	5230.000	33.57	9.01	35.70	88.41	95.29	74.00	-21.29	Peak
3	5250.000	33.60	9.03	35.70	81.05	87.98	74.00	-13.98	Peak

Remarks: 1. Emission Level= Antenna Factor + Cable Loss + Reading -Amp Factor
2. The emission levels that are 20dB below the official limit are not reported.

Data: 107 File: F:\2014 Report\NNAVIDA\ACS14Q1958 -FCC ID WIFI 5G Band1.EM6 (132)

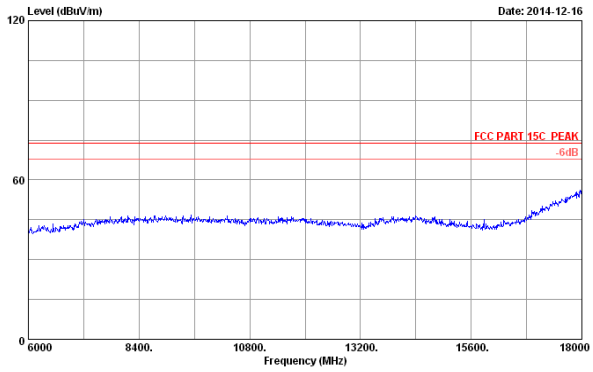

Site no. : 3m Chamber Data no. : 107
Dis. / Ant. : 3m 2014 3115 (4580) Ant. pol. : HORIZONTAL
Limit : FCC PART 15C PEAK
Env. / Ins. : 23*C/54%
Engineer : Kobe-Huang
EUT : Complex Set-Top Box
Power rating : DC 19V From Adpter Input AC 120V/60Hz
Test Mode : IEEE802.11acVHT40 5230MHz Tx Mode
M/N : P2571

Data: 105 File: F:\2014 Report\NNAVIDA\ACS14Q1958 -FCC ID WIFI 5G Band1.EM6 (132)

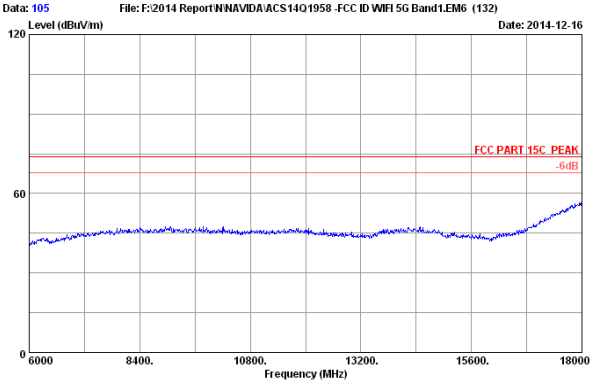

Site no. : 3m Chamber Data no. : 105
Dis. / Ant. : 3m 2014 3115 (4580) Ant. pol. : VERTICAL
Limit : FCC PART 15C PEAK
Env. / Ins. : 23*C/54%
Engineer : Kobe-Huang
EUT : Complex Set-Top Box
Power rating : DC 19V From Adpter Input AC 120V/60Hz
Test Mode : IEEE802.11acVHT40 5230MHz Tx Mode
M/N : P2571

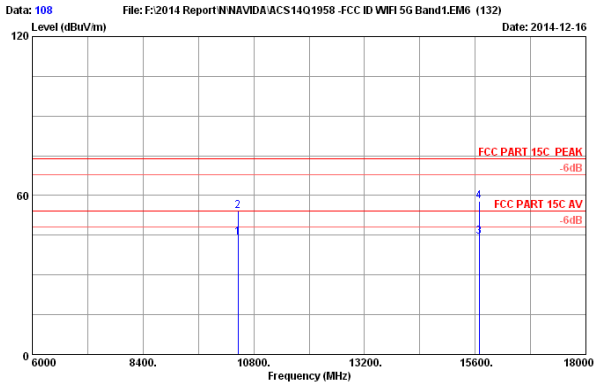

Site no. : 3m Chamber Data no. : 108
Dis. / Ant. : 3m 2014 3115 (4580) Ant. pol. : HORIZONTAL
Limit : FCC PART 15C PEAK
Env. / Ins. : 23*C/54%
Engineer : Kobe-Huang
EUT : Complex Set-Top Box
Power rating : DC 19V From Adpter Input AC 120V/60Hz
Test Mode : IEEE802.11acVHT40 5230MHz Tx Mode
M/N : P2571

No.	Freq. (MHz)	Ant. Factor (dB/m)	Cable Loss (dB)	AMP factor (dB)	Reading (dBuV)	Emission Level (dBuV/m)	Limits (dBuV/m)	Margin (dB)	Remark
1	10460.000	38.18	12.69	35.43	28.66	44.10	54.00	9.90	Average
2	10460.000	38.18	12.69	35.43	38.78	54.22	74.00	19.78	Peak
3	15690.000	38.59	15.75	34.82	24.88	44.40	54.00	9.60	Average
4	15690.000	38.59	15.75	34.82	38.25	57.77	74.00	16.23	Peak

Remarks: 1. Emission Level= Antenna Factor + Cable Loss + Reading -Amp Factor
2. The emission levels that are 20dB below the official limit are not reported.

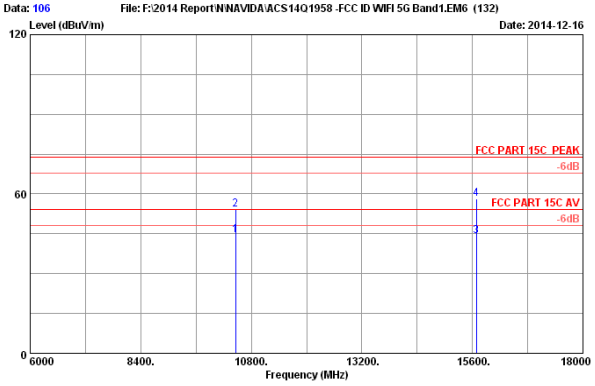

Site no. : 3m Chamber Data no. : 106
Dis. / Ant. : 3m 2014 3115 (4580) Ant. pol. : VERTICAL
Limit : FCC PART 15C PEAK
Env. / Ins. : 23*C/54%
Engineer : Kobe-Huang
EUT : Complex Set-Top Box
Power rating : DC 19V From Adpter Input AC 120V/60Hz
Test Mode : IEEE802.11acVHT40 5230MHz Tx Mode
M/N : P2571

No.	Freq. (MHz)	Ant. Factor (dB/m)	Cable Loss (dB)	AMP factor (dB)	Reading (dBuV)	Emission Level (dBuV/m)	Limits (dBuV/m)	Margin (dB)	Remark
1	10460.000	38.18	12.69	35.43	29.00	44.44	54.00	9.56	Average
2	10460.000	38.18	12.69	35.43	38.75	54.19	74.00	19.81	Peak
3	15690.000	38.59	15.75	34.82	24.73	44.25	54.00	9.75	Average
4	15690.000	38.59	15.75	34.82	38.53	58.05	74.00	15.95	Peak

Remarks: 1. Emission Level= Antenna Factor + Cable Loss + Reading -Amp Factor
2. The emission levels that are 20dB below the official limit are not reported.

IEEE 802.11acVHT80

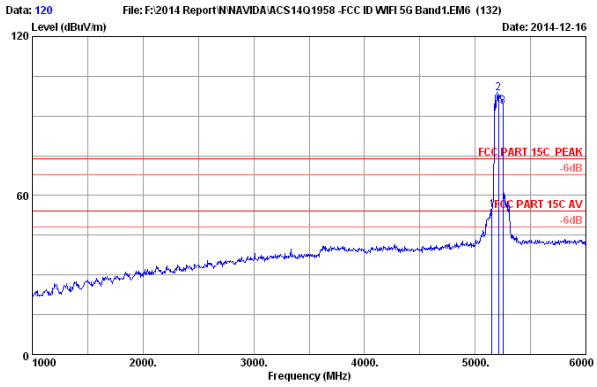

Site no. : 3m Chamber Data no. : 120
Dis. / Ant. : 3m 2014 3115 (4580) Ant. pol. : HORIZONTAL
Limit : FCC PART 15C PEAK
Env. / Ins. : 23*C/54%
Engineer : Kobe-Huang
EUT : Complex Set-Top Box
Power rating : DC 19V From Adpter Input AC 120V/60Hz
Test Mode : IEEE802.11acHT80 5210MHz Tx Mode
M/N : P2571

No.	Freq. (MHz)	Ant. Factor (dB/m)	Cable Loss (dB)	AMP factor (dB)	Reading (dBuV)	Emission Level (dBuV/m)	Limits (dBuV/m)	Margin (dB)	Remark
1	5150.000	33.44	8.92	35.70	47.72	54.38	74.00	19.62	Peak
2	5210.000	33.54	8.98	35.70	91.89	98.71	74.00	-24.71	Peak
3	5250.000	33.60	9.03	35.70	86.81	93.74	74.00	-19.74	Peak

Remarks: 1. Emission Level= Antenna Factor + Cable Loss + Reading -Amp Factor
2. The emission levels that are 20dB below the official limit are not reported.

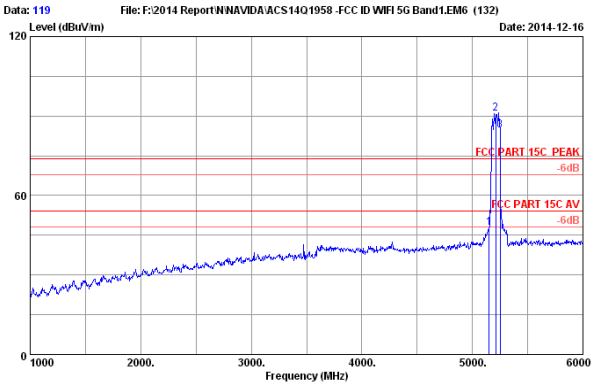

Site no. : 3m Chamber Data no. : 119
Dis. / Ant. : 3m 2014 3115 (4580) Ant. pol. : VERTICAL
Limit : FCC PART 15C PEAK
Env. / Ins. : 23*C/54%
Engineer : Kobe-Huang
EUT : Complex Set-Top Box
Power rating : DC 19V From Adpter Input AC 120V/60Hz
Test Mode : IEEE802.11acHT80 5210MHz Tx Mode
M/N : P2571

No.	Freq. (MHz)	Ant. Factor (dB/m)	Cable Loss (dB)	AMP factor (dB)	Reading (dBuV)	Emission Level (dBuV/m)	Limits (dBuV/m)	Margin (dB)	Remark
1	5150.000	33.44	8.92	35.70	41.29	47.95	74.00	26.05	Peak
2	5210.000	33.54	8.98	35.70	84.16	90.98	74.00	-16.98	Peak
3	5250.000	33.60	9.03	35.70	77.65	84.58	74.00	-10.58	Peak

Remarks: 1. Emission Level= Antenna Factor + Cable Loss + Reading -Amp Factor
2. The emission levels that are 20dB below the official limit are not reported.

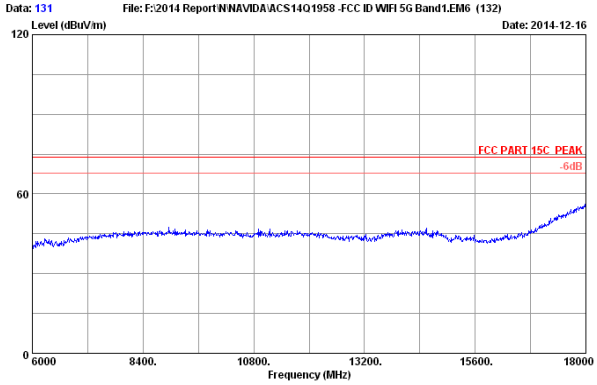

Site no. : 3m Chamber Data no. : 131
Dis. / Ant. : 3m 2014 3115 (4580) Ant. pol. : HORIZONTAL
Limit : FCC PART 15C PEAK
Env. / Ins. : 23*C/54%
Engineer : Kobe-Huang
EUT : Complex Set-Top Box
Power rating : DC 19V From Adpter Input AC 120V/60Hz
Test Mode : IEEE802.11acHT80 5210MHz Tx Mode
M/N : P2571

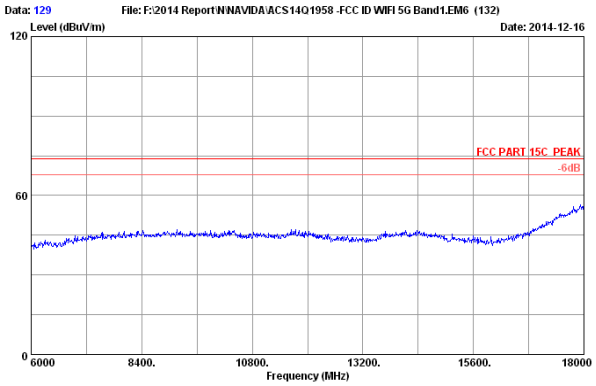

Site no. : 3m Chamber Data no. : 129
Dis. / Ant. : 3m 2014 3115 (4580) Ant. pol. : VERTICAL
Limit : FCC PART 15C PEAK
Env. / Ins. : 23*C/54%
Engineer : Kobe-Huang
EUT : Complex Set-Top Box
Power rating : DC 19V From Adpter Input AC 120V/60Hz
Test Mode : IEEE802.11acHT80 5210MHz Tx Mode
M/N : P2571

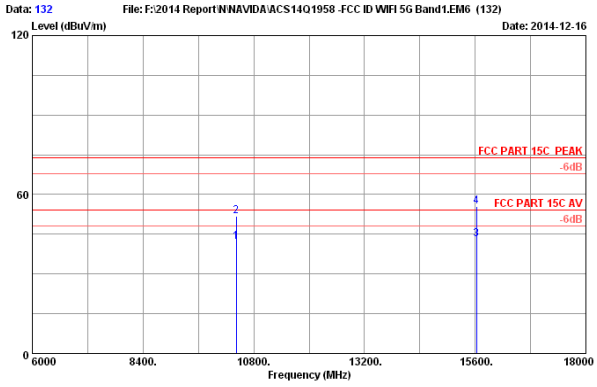

Site no. : 3m Chamber Data no. : 132
Dis. / Ant. : 3m 2014 3115 (4580) Ant. pol. : HORIZONTAL
Limit : FCC PART 15C PEAK
Env. / Ins. : 23*C/54%
Engineer : Kobe-Huang
EUT : Complex Set-Top Box
Power rating : DC 19V From Adpter Input AC 120V/60Hz
Test Mode : IEEE802.11acHT80 5210MHz Tx Mode
M/N : P2571

No.	Freq. (MHz)	Ant. Factor (dB/m)	Cable Loss (dB)	AMP factor (dB)	Reading (dBuV)	Emission Level (dBuV/m)	Limits (dBuV/m)	Margin (dB)	Remark
1	10420.000	38.17	12.67	35.44	26.68	42.08	54.00	11.92	Average
2	10420.000	38.17	12.67	35.44	36.45	51.85	74.00	22.15	Peak
3	15630.000	38.62	15.71	34.77	23.40	42.96	54.00	11.04	Average
4	15630.000	38.62	15.71	34.77	36.08	55.64	74.00	18.36	Peak

Remarks: 1. Emission Level= Antenna Factor + Cable Loss + Reading -Amp Factor
2. The emission levels that are 20dB below the official limit are not reported.

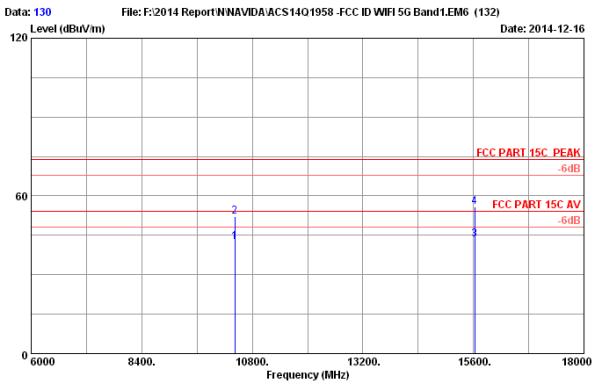

Site no. : 3m Chamber Data no. : 130
Dis. / Ant. : 3m 2014 3115 (4580) Ant. pol. : VERTICAL
Limit : FCC PART 15C PEAK
Env. / Ins. : 23*C/54%
Engineer : Kobe-Huang
EUT : Complex Set-Top Box
Power rating : DC 19V From Adpter Input AC 120V/60Hz
Test Mode : IEEE802.11acHT80 5210MHz Tx Mode
M/N : P2571

No.	Freq. (MHz)	Ant. Factor (dB/m)	Cable Loss (dB)	AMP factor (dB)	Reading (dBuV)	Emission Level (dBuV/m)	Limits (dBuV/m)	Margin (dB)	Remark
1	10420.000	38.17	12.67	35.44	27.06	42.46	54.00	11.54	Average
2	10420.000	38.17	12.67	35.44	36.84	52.24	74.00	21.76	Peak
3	15630.000	38.62	15.71	34.77	23.75	43.31	54.00	10.69	Average
4	15630.000	38.62	15.71	34.77	36.12	55.68	74.00	18.32	Peak

Remarks: 1. Emission Level= Antenna Factor + Cable Loss + Reading -Amp Factor
2. The emission levels that are 20dB below the official limit are not reported.

U-NII 5745-5825MHz Band:
Frequency: 30MHz~1GHz

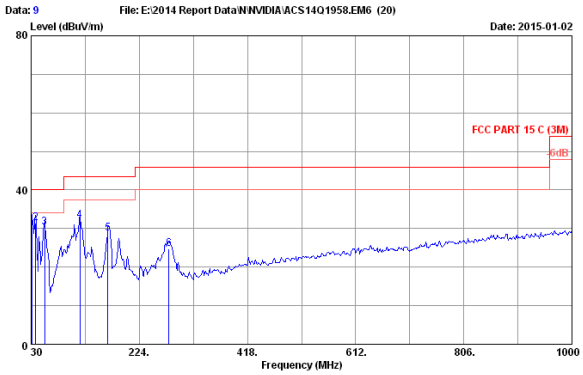

Site no. : 3m Chamber Data no. : 9
Dis. / Ant. : 3m 2014 CBL6112D 35375 Ant. pol. : HORIZONTAL
Limit : FCC PART 15 C (3M)
Env. / Ins. : 26.9*C/50% Engineer : Kobe-Huang
EUT : Complex Set-Top Box
Power rating : DC 19V From Adapter Input AC 120V/60Hz
Test Mode : Tx Mode
M/N : P2571

No.	Freq. (MHz)	Ant. Factor (dB/m)	Cable Loss (dB)	Reading (dBuV)	Emission Level (dBuV/m)	Limits (dBuV/m)	Margin (dB)	Remark
1	31.940	18.82	0.62	11.59	31.03	40.00	8.97	QP
2	37.760	15.07	0.68	15.78	31.53	40.00	8.47	QP
3	54.250	7.47	0.81	22.09	30.37	40.00	9.63	QP
4	117.300	12.66	1.28	18.15	32.09	43.50	11.41	QP
5	167.740	10.23	1.66	16.86	28.75	43.50	14.75	QP
6	277.350	13.57	2.19	8.96	24.72	46.00	21.28	QP

Remarks: 1. Emission Level= Antenna Factor + Cable Loss + Reading.
2. The emission levels that are 20dB below the official limit are not reported.

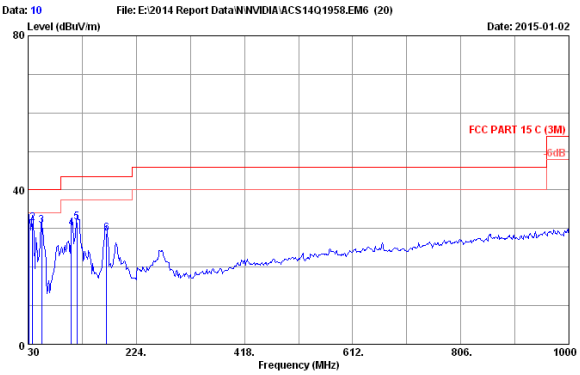

Site no. : 3m Chamber Data no. : 10
Dis. / Ant. : 3m 2014 CBL6112D 35375 Ant. pol. : VERTICAL
Limit : FCC PART 15 C (3M)
Env. / Ins. : 26.9*C/50% Engineer : Kobe-Huang
EUT : Complex Set-Top Box
Power rating : DC 19V From Adapter Input AC 120V/60Hz
Test Mode : Tx Mode
M/N : P2571

No.	Freq. (MHz)	Ant. Factor (dB/m)	Cable Loss (dB)	Reading (dBuV)	Emission Level (dBuV/m)	Limits (dBuV/m)	Margin (dB)	Remark
1	31.940	18.82	0.62	11.63	31.07	40.00	8.93	QP
2	37.760	15.07	0.68	15.67	31.42	40.00	8.58	QP
3	54.250	7.47	0.81	22.40	30.68	40.00	9.32	QP
4	107.600	11.98	1.19	16.88	30.05	43.50	13.45	QP
5	117.300	12.66	1.28	17.69	31.63	43.50	11.87	QP
6	170.650	10.07	1.67	17.09	28.83	43.50	14.67	QP

Remarks: 1. Emission Level= Antenna Factor + Cable Loss + Reading.
2. The emission levels that are 20dB below the official limit are not reported.

Frequency: 1GHz~18GHz
IEEE 802.11a

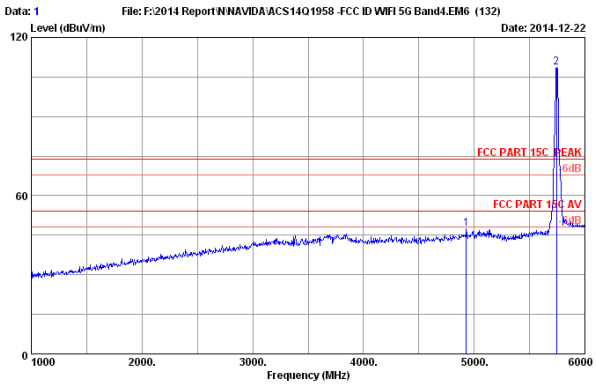

Site no. : 3m Chamber Data no. : 1
Dis. / Ant. : 3m 2014 3115 (4580) Ant. pol. : HORIZONTAL
Limit : FCC PART 15C PEAK
Env. / Ins. : 23*C/54%
Engineer : Kobe-Huang
EUT : Complex Set-Top Box
Power rating : DC 19V From Adpter Input AC 120V/60Hz
Test Mode : IEEE802.11a CH149 5745MHz Tx Mode
M/N : P2571

No.	Freq. (MHz)	Ant. Factor (dB/m)	Cable Loss (dB)	AMP factor (dB)	Emission Reading (dBuV)	Emission Level (dBuV/m)	Limits (dBuV/m)	Margin (dB)	Remark
1	4930.000	33.07	8.69	35.70	41.37	47.43	74.00	26.57	Peak
2	5745.000	34.10	9.55	35.70	100.73	108.68	74.00	-34.68	Peak

Remarks: 1. Emission Level= Antenna Factor + Cable Loss + Reading -Amp Factor
2. The emission levels that are 20dB below the official limit are not reported.

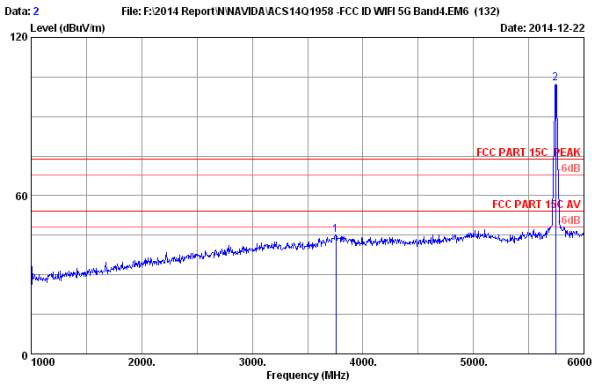

Site no. : 3m Chamber Data no. : 2
Dis. / Ant. : 3m 2014 3115 (4580) Ant. pol. : VERTICAL
Limit : FCC PART 15C PEAK
Env. / Ins. : 23*C/54%
Engineer : Kobe-Huang
EUT : Complex Set-Top Box
Power rating : DC 19V From Adpter Input AC 120V/60Hz
Test Mode : IEEE802.11a CH149 5745MHz Tx Mode
M/N : P2571

No.	Freq. (MHz)	Ant. Factor (dB/m)	Cable Loss (dB)	AMP factor (dB)	Emission Reading (dBuV)	Emission Level (dBuV/m)	Limits (dBuV/m)	Margin (dB)	Remark
1	3755.000	32.01	7.46	35.70	41.45	45.22	74.00	28.78	Peak
2	5745.000	34.10	9.55	35.70	94.61	102.56	74.00	-28.56	Peak

Remarks: 1. Emission Level= Antenna Factor + Cable Loss + Reading -Amp Factor
2. The emission levels that are 20dB below the official limit are not reported.

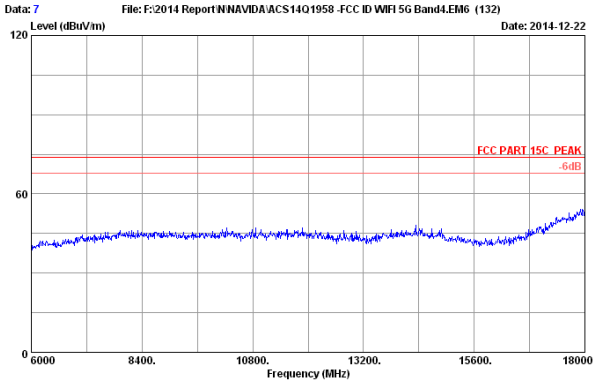

Site no. : 3m Chamber Data no. : 7
Dis. / Ant. : 3m 2014 3115 (4580) Ant. pol. : HORIZONTAL
Limit : FCC PART 15C PEAK
Env. / Ins. : 23*C/54%
Engineer : Kobe-Huang
EUT : Complex Set-Top Box
Power rating : DC 19V From Adpter Input AC 120V/60Hz
Test Mode : IEEE802.11a CH149 5745MHz Tx Mode
M/N : P2571

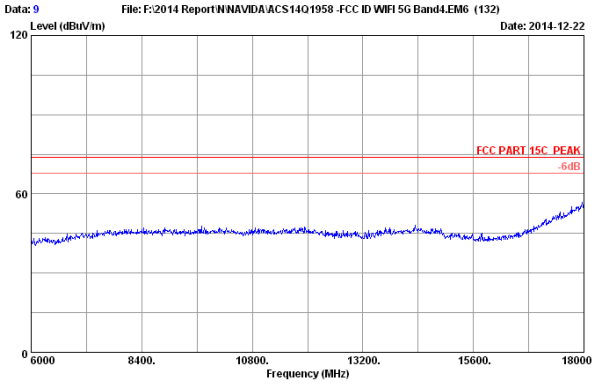

Site no. : 3m Chamber Data no. : 9
Dis. / Ant. : 3m 2014 3115 (4580) Ant. pol. : VERTICAL
Limit : FCC PART 15C PEAK
Env. / Ins. : 23*C/54%
Engineer : Kobe-Huang
EUT : Complex Set-Top Box
Power rating : DC 19V From Adpter Input AC 120V/60Hz
Test Mode : IEEE802.11a CH149 5745MHz Tx Mode
M/N : P2571

Data: 8 File: F:\2014 Report\NNAVIDA\ACS14Q1958 -FCC ID WIFI 5G Band4.EM6 (132)

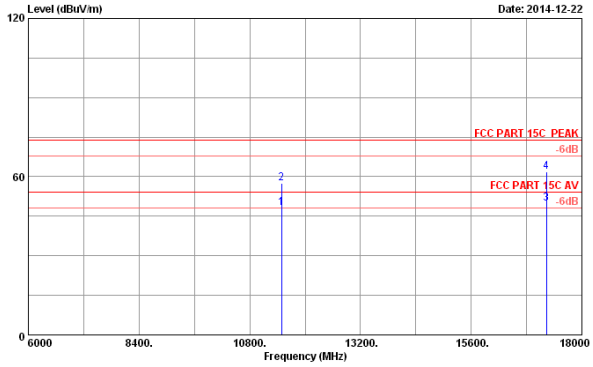

Site no. : 3m Chamber Data no. : 8
Dis. / Ant. : 3m 2014 3115 (4580) Ant. pol. : HORIZONTAL
Limit : FCC PART 15C PEAK
Env. / Ins. : 23°C/54%
Engineer : Kobe-Huang
EUT : Complex Set-Top Box
Power rating : DC 19V From Adpter Input AC 120V/60Hz
Test Mode : IEEE802.11a CH149 5745MHz Tx Mode
M/N : P2571

No.	Freq. (MHz)	Ant. Factor (dB/m)	Cable Loss (dB)	AMP factor (dB)	Reading (dBuV)	Emission Level (dBuV/m)	Limits (dBuV/m)	Margin (dB)	Remark
1	11490.000	38.69	13.28	35.28	31.48	48.17	54.00	5.83	Average
2	11490.000	38.69	13.28	35.28	40.80	57.49	74.00	16.51	Peak
3	17235.000	42.33	16.81	34.85	25.43	49.72	54.00	4.28	Average
4	17235.000	42.33	16.81	34.85	37.64	61.93	74.00	12.07	Peak

Remarks: 1. Emission Level= Antenna Factor + Cable Loss + Reading -Amp Factor
2. The emission levels that are 20dB below the official limit are not reported.

Data: 10 File: F:\2014 Report\NNAVIDA\ACS14Q1958 -FCC ID WIFI 5G Band4.EM6 (132)

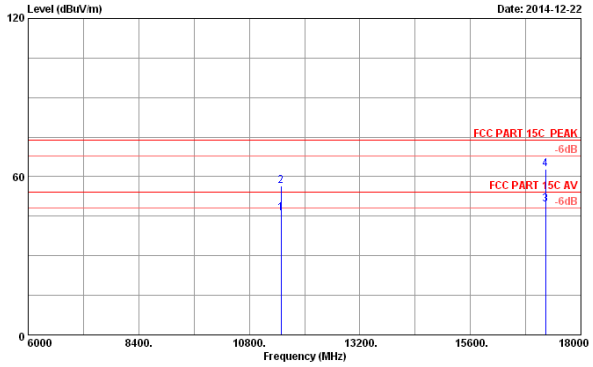

Site no. : 3m Chamber Data no. : 10
Dis. / Ant. : 3m 2014 3115 (4580) Ant. pol. : VERTICAL
Limit : FCC PART 15C PEAK
Env. / Ins. : 23°C/54%
Engineer : Kobe-Huang
EUT : Complex Set-Top Box
Power rating : DC 19V From Adpter Input AC 120V/60Hz
Test Mode : IEEE802.11a CH149 5745MHz Tx Mode
M/N : P2571

No.	Freq. (MHz)	Ant. Factor (dB/m)	Cable Loss (dB)	AMP factor (dB)	Reading (dBuV)	Emission Level (dBuV/m)	Limits (dBuV/m)	Margin (dB)	Remark
1	11490.000	38.69	13.28	35.28	29.59	46.28	54.00	7.72	Average
2	11490.000	38.69	13.28	35.28	39.65	56.34	74.00	17.66	Peak
3	17235.000	42.33	16.81	34.85	25.24	49.53	54.00	4.47	Average
4	17235.000	42.33	16.81	34.85	38.66	62.95	74.00	11.05	Peak

Remarks: 1. Emission Level= Antenna Factor + Cable Loss + Reading -Amp Factor
2. The emission levels that are 20dB below the official limit are not reported.

Data: 15 File: F:\2014 Report\NNAVIDA\ACS14Q1958 -FCC ID WIFI 5G Band4.EM6 (132)

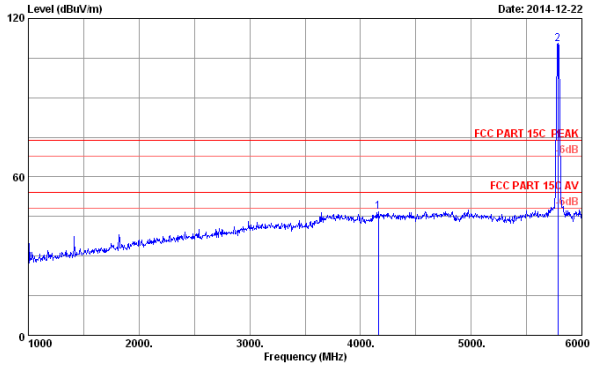

Site no. : 3m Chamber Data no. : 15
Dis. / Ant. : 3m 2014 3115 (4580) Ant. pol. : HORIZONTAL
Limit : FCC PART 15C PEAK
Env. / Ins. : 23°C/54%
Engineer : Kobe-Huang
EUT : Complex Set-Top Box
Power rating : DC 19V From Adpter Input AC 120V/60Hz
Test Mode : IEEE802.11a CH157 5785MHz Tx Mode
M/N : P2571

No.	Freq. (MHz)	Ant. Factor (dB/m)	Cable Loss (dB)	AMP factor (dB)	Reading (dBuV)	Emission Level (dBuV/m)	Limits (dBuV/m)	Margin (dB)	Remark
1	4160.000	32.50	7.89	35.70	42.13	46.82	74.00	27.18	Peak
2	5785.000	34.11	9.59	35.70	102.32	110.32	74.00	-36.32	Peak

Remarks: 1. Emission Level= Antenna Factor + Cable Loss + Reading -Amp Factor
2. The emission levels that are 20dB below the official limit are not reported.

Data: 16 File: F:\2014 Report\NNAVIDA\ACS14Q1958 -FCC ID WIFI 5G Band4.EM6 (132)

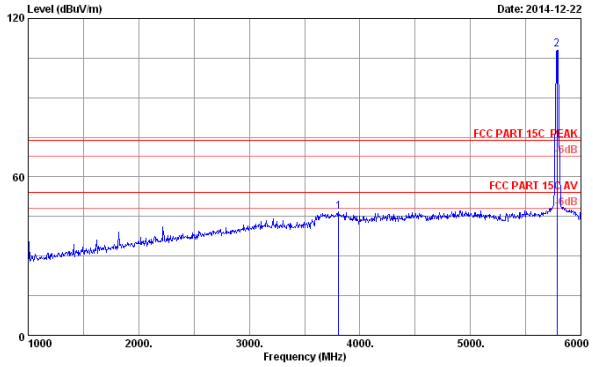

Site no. : 3m Chamber Data no. : 16
Dis. / Ant. : 3m 2014 3115 (4580) Ant. pol. : VERTICAL
Limit : FCC PART 15C PEAK
Env. / Ins. : 23°C/54%
Engineer : Kobe-Huang
EUT : Complex Set-Top Box
Power rating : DC 19V From Adpter Input AC 120V/60Hz
Test Mode : IEEE802.11a CH157 5785MHz Tx Mode
M/N : P2571

No.	Freq. (MHz)	Ant. Factor (dB/m)	Cable Loss (dB)	AMP factor (dB)	Reading (dBuV)	Emission Level (dBuV/m)	Limits (dBuV/m)	Margin (dB)	Remark
1	3810.000	32.14	7.52	35.70	42.84	46.80	74.00	27.20	Peak
2	5785.000	34.11	9.59	35.70	100.17	108.17	74.00	-34.17	Peak

Remarks: 1. Emission Level= Antenna Factor + Cable Loss + Reading -Amp Factor
2. The emission levels that are 20dB below the official limit are not reported.

Data: 13 File: F:\2014 Report\N\NAVIDA\ACS14Q1958 -FCC ID WIFI 5G Band4.EM6 (132)

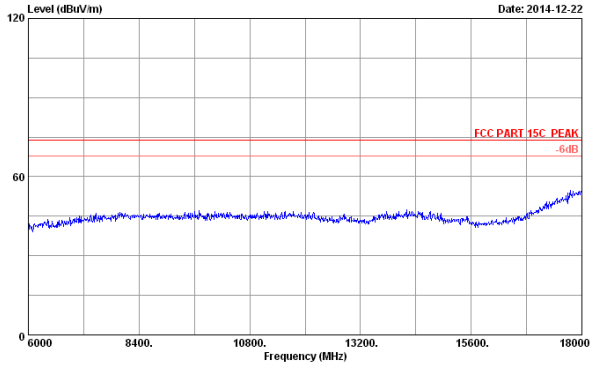


```
Site no.      : 3m Chamber                        Data no.  : 13
Dis. / Ant.   : 3m   2014 3115 (4580)        Ant. pol. : HORIZONTAL
Limit         : FCC PART 15C  PEAK
Env. / Ins.   : 23*C/54%
Engineer      : Kobe-Huang
EUT           : Complex Set-Top Box
Power rating  : DC 19V From Adpter Input AC 120V/60Hz
Test Mode     : IEEE802.11a CH157 5785MHz   Tx Mode
M/N           : P2571
```

Data: 11 File: F:\2014 Report\N\NAVIDA\ACS14Q1958 -FCC ID WIFI 5G Band4.EM6 (132)

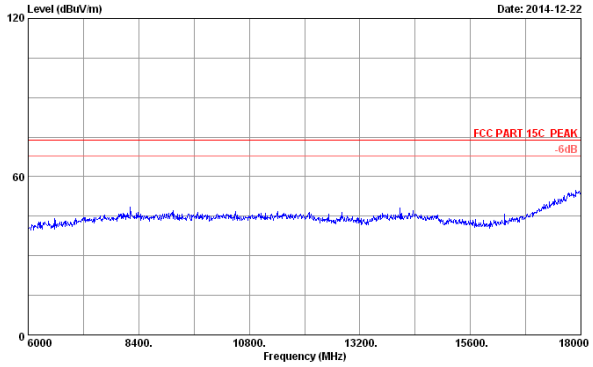


```
Site no.      : 3m Chamber                        Data no.  : 11
Dis. / Ant.   : 3m   2014 3115 (4580)        Ant. pol. : VERTICAL
Limit         : FCC PART 15C  PEAK
Env. / Ins.   : 23*C/54%
Engineer      : Kobe-Huang
EUT           : Complex Set-Top Box
Power rating  : DC 19V From Adpter Input AC 120V/60Hz
Test Mode     : IEEE802.11a CH157 5785MHz   Tx Mode
M/N           : P2571
```

Data: 14 File: F:\2014 Report\N\NAVIDA\ACS14Q1958 -FCC ID WIFI 5G Band4.EM6 (132)

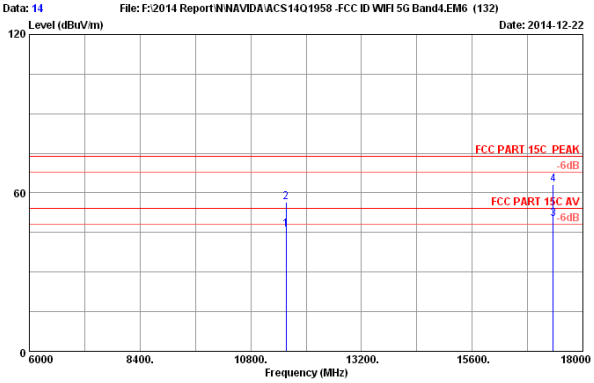


```
Site no.      : 3m Chamber                        Data no.  : 14
Dis. / Ant.   : 3m   2014 3115 (4580)        Ant. pol. : HORIZONTAL
Limit         : FCC PART 15C  PEAK
Env. / Ins.   : 23*C/54%
Engineer      : Kobe-Huang
EUT           : Complex Set-Top Box
Power rating  : DC 19V From Adpter Input AC 120V/60Hz
Test Mode     : IEEE802.11a CH157 5785MHz   Tx Mode
M/N           : P2571
```

No.	Freq. (MHz)	Ant. Factor (dB/m)	Cable Loss (dB)	AMP factor (dB)	Reading (dBuV)	Emission Level (dBuV/m)	Limits (dBuV/m)	Margin (dB)	Remark
1	11570.000	38.80	13.32	35.26	29.31	46.17	54.00	7.83	Average
2	11570.000	38.80	13.32	35.26	39.48	56.34	74.00	17.66	Peak
3	17355.000	42.90	16.90	34.83	25.24	50.21	54.00	3.79	Average
4	17355.000	42.90	16.90	34.83	38.04	63.01	74.00	10.99	Peak

Remarks: 1. Emission Level= Antenna Factor + Cable Loss + Reading -Amp Factor
2. The emission levels that are 20dB below the official limit are not reported.

Data: 12 File: F:\2014 Report\N\NAVIDA\ACS14Q1958 -FCC ID WIFI 5G Band4.EM6 (132)

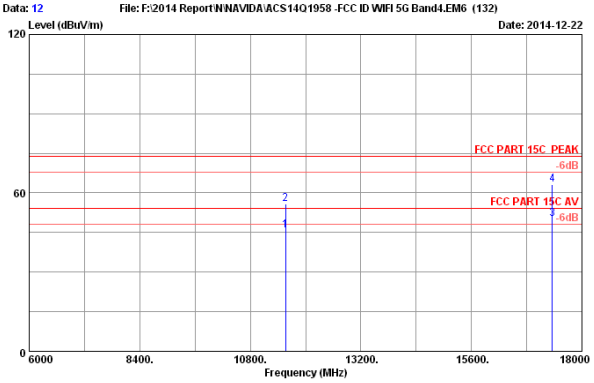


```
Site no.      : 3m Chamber                        Data no.  : 12
Dis. / Ant.   : 3m   2014 3115 (4580)        Ant. pol. : VERTICAL
Limit         : FCC PART 15C  PEAK
Env. / Ins.   : 23*C/54%
Engineer      : Kobe-Huang
EUT           : Complex Set-Top Box
Power rating  : DC 19V From Adpter Input AC 120V/60Hz
Test Mode     : IEEE802.11a CH157 5785MHz   Tx Mode
M/N           : P2571
```

No.	Freq. (MHz)	Ant. Factor (dB/m)	Cable Loss (dB)	AMP factor (dB)	Reading (dBuV)	Emission Level (dBuV/m)	Limits (dBuV/m)	Margin (dB)	Remark
1	11570.000	38.80	13.32	35.26	29.07	45.93	54.00	8.07	Average
2	11570.000	38.80	13.32	35.26	39.12	55.98	74.00	18.02	Peak
3	17355.000	42.90	16.90	34.83	25.03	50.00	54.00	4.00	Average
4	17355.000	42.90	16.90	34.83	38.09	63.06	74.00	10.94	Peak

Remarks: 1. Emission Level= Antenna Factor + Cable Loss + Reading -Amp Factor
2. The emission levels that are 20dB below the official limit are not reported.

Data: 18 File: F:\2014 Report\N\NAVIDA\ACS14Q1958 -FCC ID WIFI 5G Band4.EM6 (132)

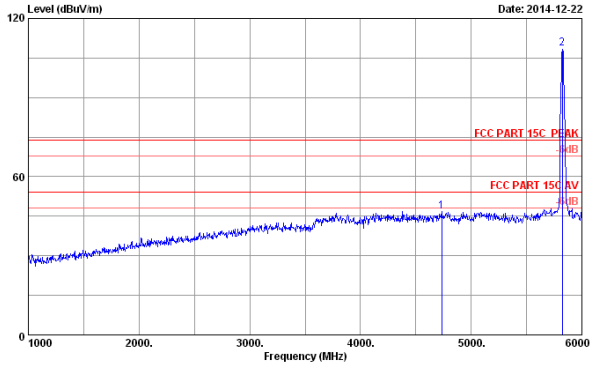

Site no. : 3m Chamber Data no. : 18
Dis. / Ant. : 3m 2014 3115 (4580) Ant. pol. : HORIZONTAL
Limit : FCC PART 15C PEAK
Env. / Ins. : 23*C/54%
Engineer : Kobe-Huang
EUT : Complex Set-Top Box
Power rating : DC 19V From Adpter Input AC 120V/60Hz
Test Mode : IEEE802.11a CH165 5825MHz Tx Mode
M/N : P2571

No.	Freq. (MHz)	Ant. Factor (dB/m)	Cable Loss (dB)	AMP factor (dB)	Reading (dBuV)	Emission Level (dBuV/m)	Limits (dBuV/m)	Margin (dB)	Remark
1	4735.000	32.72	8.49	35.70	41.37	46.88	74.00	27.12	Peak
2	5825.000	34.13	9.63	35.70	100.68	108.74	74.00	-34.74	Peak

Remarks: 1. Emission Level= Antenna Factor + Cable Loss + Reading -Amp Factor
2. The emission levels that are 20dB below the official limit are not reported.

Data: 17 File: F:\2014 Report\N\NAVIDA\ACS14Q1958 -FCC ID WIFI 5G Band4.EM6 (132)

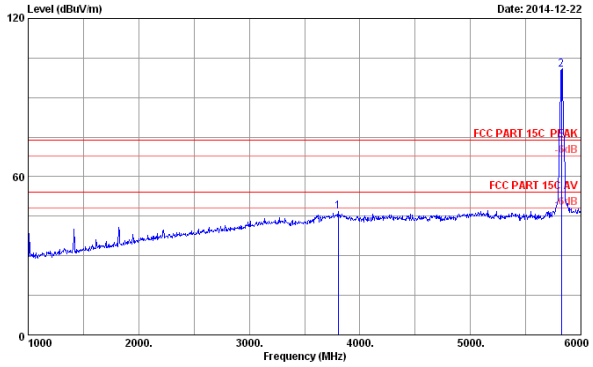

Site no. : 3m Chamber Data no. : 17
Dis. / Ant. : 3m 2014 3115 (4580) Ant. pol. : VERTICAL
Limit : FCC PART 15C PEAK
Env. / Ins. : 23*C/54%
Engineer : Kobe-Huang
EUT : Complex Set-Top Box
Power rating : DC 19V From Adpter Input AC 120V/60Hz
Test Mode : IEEE802.11a CH165 5825MHz Tx Mode
M/N : P2571

No.	Freq. (MHz)	Ant. Factor (dB/m)	Cable Loss (dB)	AMP factor (dB)	Reading (dBuV)	Emission Level (dBuV/m)	Limits (dBuV/m)	Margin (dB)	Remark
1	3805.000	32.13	7.51	35.70	42.79	46.73	74.00	27.27	Peak
2	5825.000	34.13	9.63	35.70	92.47	100.53	74.00	-26.53	Peak

Remarks: 1. Emission Level= Antenna Factor + Cable Loss + Reading -Amp Factor
2. The emission levels that are 20dB below the official limit are not reported.

Data: 23 File: F:\2014 Report\N\NAVIDA\ACS14Q1958 -FCC ID WIFI 5G Band4.EM6 (132)

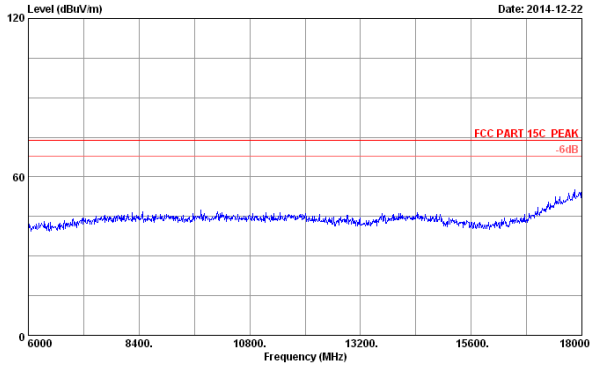

Site no. : 3m Chamber Data no. : 23
Dis. / Ant. : 3m 2014 3115 (4580) Ant. pol. : HORIZONTAL
Limit : FCC PART 15C PEAK
Env. / Ins. : 23*C/54%
Engineer : Kobe-Huang
EUT : Complex Set-Top Box
Power rating : DC 19V From Adpter Input AC 120V/60Hz
Test Mode : IEEE802.11a CH165 5825MHz Tx Mode
M/N : P2571

Data: 25 File: F:\2014 Report\N\NAVIDA\ACS14Q1958 -FCC ID WIFI 5G Band4.EM6 (132)

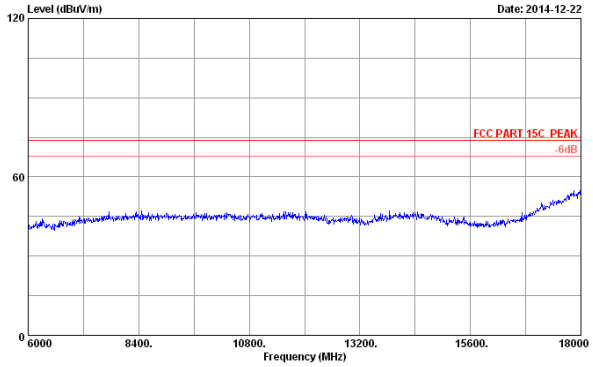

Site no. : 3m Chamber Data no. : 25
Dis. / Ant. : 3m 2014 3115 (4580) Ant. pol. : VERTICAL
Limit : FCC PART 15C PEAK
Env. / Ins. : 23*C/54%
Engineer : Kobe-Huang
EUT : Complex Set-Top Box
Power rating : DC 19V From Adpter Input AC 120V/60Hz
Test Mode : IEEE802.11a CH165 5825MHz Tx Mode
M/N : P2571

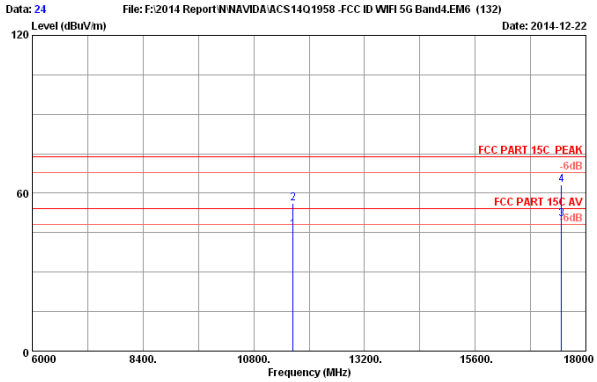

Site no. : 3m Chamber Data no. : 24
Dis. / Ant. : 3m 2014 3115 (4580) Ant. pol. : HORIZONTAL
Limit : FCC PART 15C PEAK
Env. / Ins. : 23*C/54%
Engineer : Kobe-Huang
EUT : Complex Set-Top Box
Power rating : DC 19V From Adpter Input AC 120V/60Hz
Test Mode : IEEE802.11a CH165 5825MHz Tx Mode
M/N : P2571

No.	Freq. (MHz)	Ant. Factor (dB/m)	Cable Loss (dB)	AMP factor (dB)	Reading (dBuV)	Emission Level (dBuV/m)	Limits (dBuV/m)	Margin (dB)	Remark
1	11650.000	38.91	13.37	35.25	29.14	46.17	54.00	7.83	Average
2	11650.000	38.91	13.37	35.25	39.14	56.17	74.00	17.83	Peak
3	17475.000	43.48	16.98	34.81	24.47	50.12	54.00	3.88	Average
4	17475.000	43.48	16.98	34.81	37.64	63.29	74.00	10.71	Peak

Remarks: 1. Emission Level= Antenna Factor + Cable Loss + Reading -Amp Factor
2. The emission levels that are 20dB below the official limit are not reported.

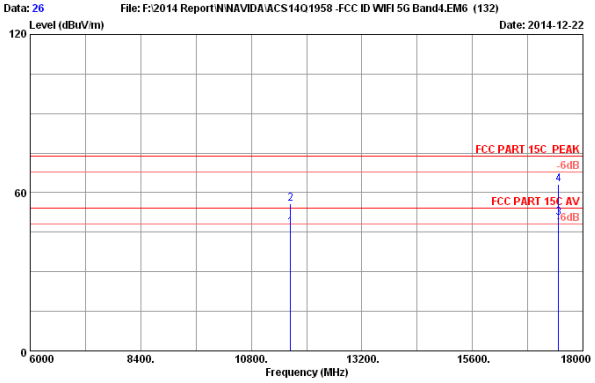

Site no. : 3m Chamber Data no. : 26
Dis. / Ant. : 3m 2014 3115 (4580) Ant. pol. : VERTICAL
Limit : FCC PART 15C PEAK
Env. / Ins. : 23*C/54%
Engineer : Kobe-Huang
EUT : Complex Set-Top Box
Power rating : DC 19V From Adpter Input AC 120V/60Hz
Test Mode : IEEE802.11a CH165 5825MHz Tx Mode
M/N : P2571

No.	Freq. (MHz)	Ant. Factor (dB/m)	Cable Loss (dB)	AMP factor (dB)	Reading (dBuV)	Emission Level (dBuV/m)	Limits (dBuV/m)	Margin (dB)	Remark
1	11650.000	38.91	13.37	35.25	29.74	46.77	54.00	7.23	Average
2	11650.000	38.91	13.37	35.25	38.78	55.81	74.00	18.19	Peak
3	17475.000	43.48	16.98	34.81	24.79	50.44	54.00	3.56	Average
4	17475.000	43.48	16.98	34.81	37.64	63.29	74.00	10.71	Peak

Remarks: 1. Emission Level= Antenna Factor + Cable Loss + Reading -Amp Factor
2. The emission levels that are 20dB below the official limit are not reported.

IEEE 802.11nHT20

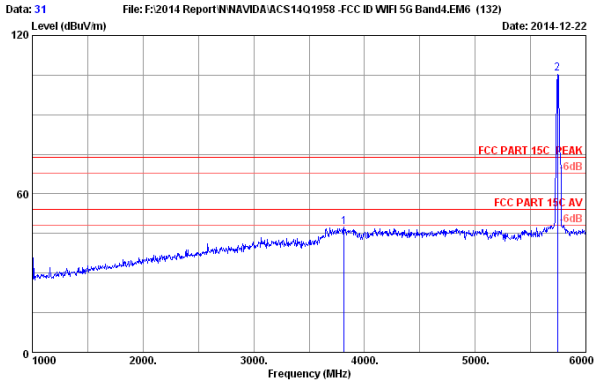

Site no. : 3m Chamber Data no. : 31
Dis. / Ant. : 3m 2014 3115 (4580) Ant. pol. : HORIZONTAL
Limit : FCC PART 15C PEAK
Env. / Ins. : 23*C/54%
Engineer : Kobe-Huang
EUT : Complex Set-Top Box
Power rating : DC 19V From Adpter Input AC 120V/60Hz
Test Mode : IEEE802.11nHT20 CH149 5745MHz Tx Mode
M/N : P2571

No.	Freq. (MHz)	Ant. Factor (dB/m)	Cable Loss (dB)	AMP factor (dB)	Reading (dBuV)	Emission Level (dBuV/m)	Limits (dBuV/m)	Margin (dB)	Remark
1	3815.000	32.16	7.52	35.70	43.34	47.32	74.00	26.68	Peak
2	5745.000	34.10	9.55	35.70	97.60	105.55	74.00	-31.55	Peak

Remarks: 1. Emission Level= Antenna Factor + Cable Loss + Reading -Amp Factor
2. The emission levels that are 20dB below the official limit are not reported.

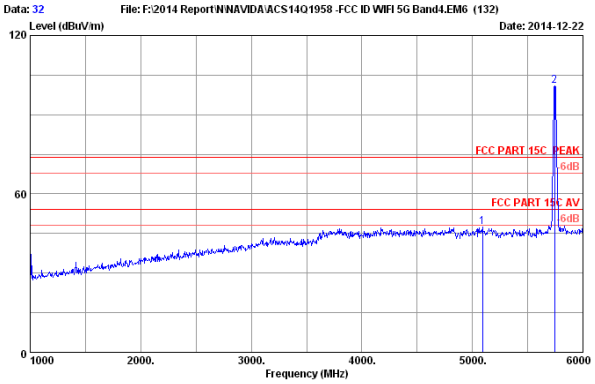

Site no. : 3m Chamber Data no. : 32
Dis. / Ant. : 3m 2014 3115 (4580) Ant. pol. : VERTICAL
Limit : FCC PART 15C PEAK
Env. / Ins. : 23*C/54%
Engineer : Kobe-Huang
EUT : Complex Set-Top Box
Power rating : DC 19V From Adpter Input AC 120V/60Hz
Test Mode : IEEE802.11nHT20 CH149 5745MHz Tx Mode
M/N : P2571

No.	Freq. (MHz)	Ant. Factor (dB/m)	Cable Loss (dB)	AMP factor (dB)	Reading (dBuV)	Emission Level (dBuV/m)	Limits (dBuV/m)	Margin (dB)	Remark
1	5090.000	33.34	8.86	35.70	40.91	47.41	74.00	26.59	Peak
2	5745.000	34.10	9.55	35.70	92.83	100.78	74.00	-26.78	Peak

Remarks: 1. Emission Level= Antenna Factor + Cable Loss + Reading -Amp Factor
2. The emission levels that are 20dB below the official limit are not reported.

Data: 29 File: F:\2014 Report\N\NAVIDA\ACS14Q1958 -FCC ID WIFI 5G Band4.EM6 (132)

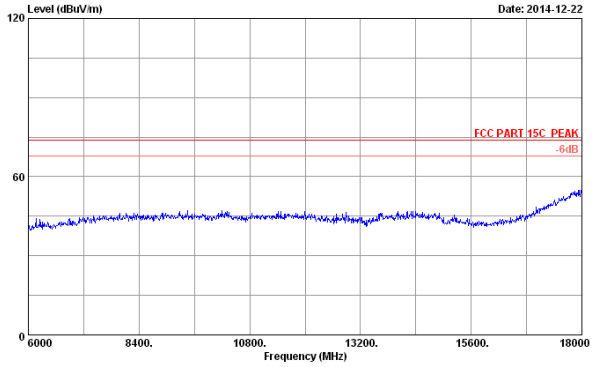

Site no. : 3m Chamber Data no. : 29
Dis. / Ant. : 3m 2014 3115 (4580) Ant. pol. : HORIZONTAL
Limit : FCC PART 15C PEAK
Env. / Ins. : 23*C/54%
Engineer : Kobe-Huang
EUT : Complex Set-Top Box
Power rating : DC 19V From Adpter Input AC 120V/60Hz
Test Mode : IEEE802.11nHT20 CH149 5745MHz Tx Mode
M/N : P2571

Data: 27 File: F:\2014 Report\N\NAVIDA\ACS14Q1958 -FCC ID WIFI 5G Band4.EM6 (132)

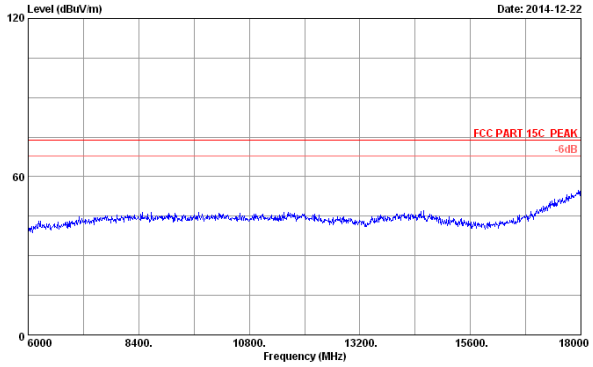

Site no. : 3m Chamber Data no. : 27
Dis. / Ant. : 3m 2014 3115 (4580) Ant. pol. : VERTICAL
Limit : FCC PART 15C PEAK
Env. / Ins. : 23*C/54%
Engineer : Kobe-Huang
EUT : Complex Set-Top Box
Power rating : DC 19V From Adpter Input AC 120V/60Hz
Test Mode : IEEE802.11nHT20 CH149 5745MHz Tx Mode
M/N : P2571

Data: 30 File: F:\2014 Report\N\NAVIDA\ACS14Q1958 -FCC ID WIFI 5G Band4.EM6 (132)

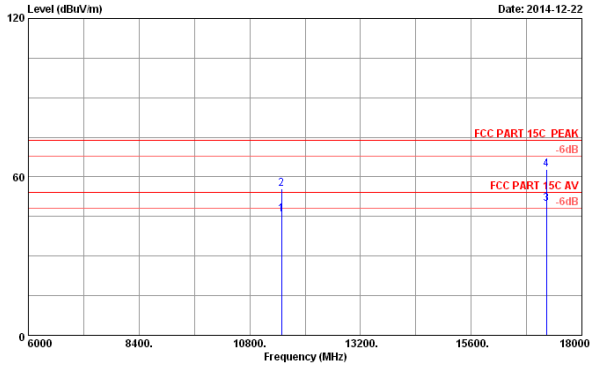

Site no. : 3m Chamber Data no. : 30
Dis. / Ant. : 3m 2014 3115 (4580) Ant. pol. : HORIZONTAL
Limit : FCC PART 15C PEAK
Env. / Ins. : 23*C/54%
Engineer : Kobe-Huang
EUT : Complex Set-Top Box
Power rating : DC 19V From Adpter Input AC 120V/60Hz
Test Mode : IEEE802.11nHT20 CH149 5745MHz Tx Mode
M/N : P2571

No.	Freq. (MHz)	Ant. Factor (dB/m)	Cable Loss (dB)	AMP factor (dB)	Reading (dBuV)	Emission Level (dBuV/m)	Limits (dBuV/m)	Margin (dB)	Remark
1	11490.000	38.69	13.28	35.28	29.17	45.86	54.00	8.14	Average
2	11490.000	38.69	13.28	35.28	38.76	55.45	74.00	18.55	Peak
3	17235.000	42.33	16.81	34.85	25.45	49.74	54.00	4.26	Average
4	17235.000	42.33	16.81	34.85	38.41	62.70	74.00	11.30	Peak

Remarks: 1. Emission Level= Antenna Factor + Cable Loss + Reading -Amp Factor
2. The emission levels that are 20dB below the official limit are not reported.

Data: 28 File: F:\2014 Report\N\NAVIDA\ACS14Q1958 -FCC ID WIFI 5G Band4.EM6 (132)

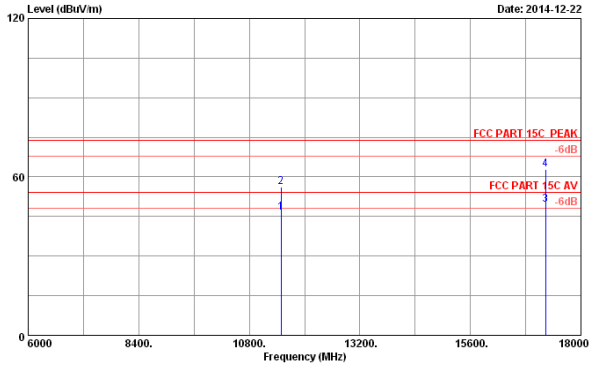

Site no. : 3m Chamber Data no. : 28
Dis. / Ant. : 3m 2014 3115 (4580) Ant. pol. : VERTICAL
Limit : FCC PART 15C PEAK
Env. / Ins. : 23*C/54%
Engineer : Kobe-Huang
EUT : Complex Set-Top Box
Power rating : DC 19V From Adpter Input AC 120V/60Hz
Test Mode : IEEE802.11nHT20 CH149 5745MHz Tx Mode
M/N : P2571

No.	Freq. (MHz)	Ant. Factor (dB/m)	Cable Loss (dB)	AMP factor (dB)	Reading (dBuV)	Emission Level (dBuV/m)	Limits (dBuV/m)	Margin (dB)	Remark
1	11490.000	38.69	13.28	35.28	29.85	46.54	54.00	7.46	Average
2	11490.000	38.69	13.28	35.28	39.42	56.11	74.00	17.89	Peak
3	17235.000	42.33	16.81	34.85	25.17	49.46	54.00	4.54	Average
4	17235.000	42.33	16.81	34.85	38.47	62.76	74.00	11.24	Peak

Remarks: 1. Emission Level= Antenna Factor + Cable Loss + Reading -Amp Factor
2. The emission levels that are 20dB below the official limit are not reported.

Data: 37 File: F:\2014 Report\NNAVIDA\ACS14Q1958 -FCC ID WIFI 5G Band4.EM6 (132)

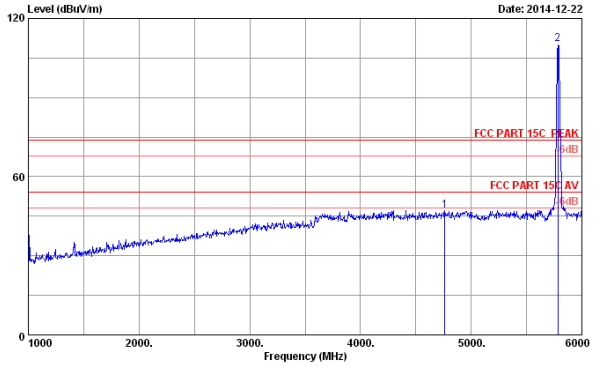

Site no. : 3m Chamber Data no. : 37
Dis. / Ant. : 3m 2014 3115 (4580) Ant. pol. : HORIZONTAL
Limit : FCC PART 15C PEAK
Env. / Ins. : 23*C/54%
Engineer : Kobe-Huang
EUT : Complex Set-Top Box
Power rating : DC 19V From Adpter Input AC 120V/60Hz
Test Mode : IEEE802.11nHT20 CH157 5785MHz Tx Mode
M/N : P2571

No.	Freq. (MHz)	Ant. Factor (dB/m)	Cable Loss (dB)	AMP factor (dB)	Reading (dBuV)	Emission Level (dBuV/m)	Limits (dBuV/m)	Margin (dB)	Remark
1	4760.000	32.77	8.51	35.70	41.58	47.16	74.00	26.84	Peak
2	5785.000	34.11	9.59	35.70	102.46	110.46	74.00	-36.46	Peak

Remarks: 1. Emission Level= Antenna Factor + Cable Loss + Reading -Amp Factor
2. The emission levels that are 20dB below the official limit are not reported.

Data: 38 File: F:\2014 Report\NNAVIDA\ACS14Q1958 -FCC ID WIFI 5G Band4.EM6 (132)

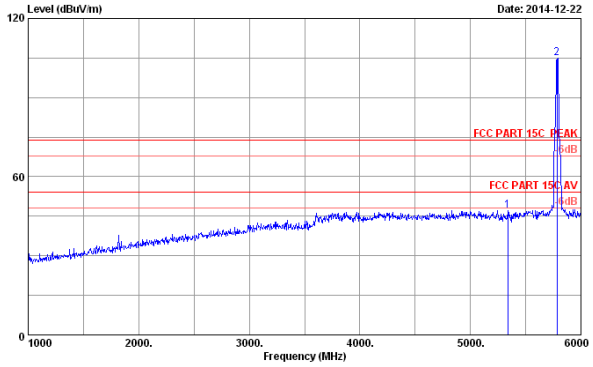

Site no. : 3m Chamber Data no. : 38
Dis. / Ant. : 3m 2014 3115 (4580) Ant. pol. : VERTICAL
Limit : FCC PART 15C PEAK
Env. / Ins. : 23*C/54%
Engineer : Kobe-Huang
EUT : Complex Set-Top Box
Power rating : DC 19V From Adpter Input AC 120V/60Hz
Test Mode : IEEE802.11nHT20 CH157 5785MHz Tx Mode
M/N : P2571

No.	Freq. (MHz)	Ant. Factor (dB/m)	Cable Loss (dB)	AMP factor (dB)	Reading (dBuV)	Emission Level (dBuV/m)	Limits (dBuV/m)	Margin (dB)	Remark
1	5340.000	33.74	9.12	35.70	40.12	47.28	74.00	26.72	Peak
2	5785.000	34.11	9.59	35.70	96.79	104.79	74.00	-30.79	Peak

Remarks: 1. Emission Level= Antenna Factor + Cable Loss + Reading -Amp Factor
2. The emission levels that are 20dB below the official limit are not reported.

Data: 41 File: F:\2014 Report\NNAVIDA\ACS14Q1958 -FCC ID WIFI 5G Band4.EM6 (132)

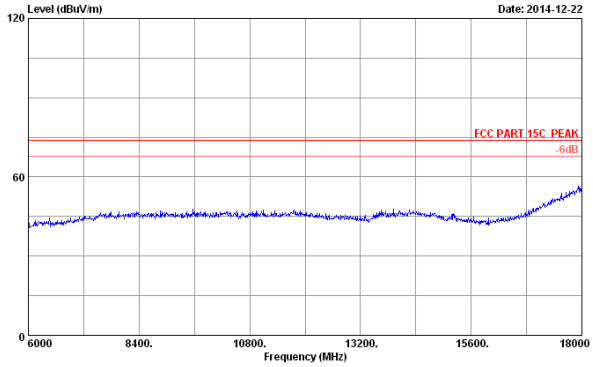

Site no. : 3m Chamber Data no. : 41
Dis. / Ant. : 3m 2014 3115 (4580) Ant. pol. : HORIZONTAL
Limit : FCC PART 15C PEAK
Env. / Ins. : 23*C/54%
Engineer : Kobe-Huang
EUT : Complex Set-Top Box
Power rating : DC 19V From Adpter Input AC 120V/60Hz
Test Mode : IEEE802.11nHT20 CH157 5785MHz Tx Mode
M/N : P2571

Data: 39 File: F:\2014 Report\NNAVIDA\ACS14Q1958 -FCC ID WIFI 5G Band4.EM6 (132)

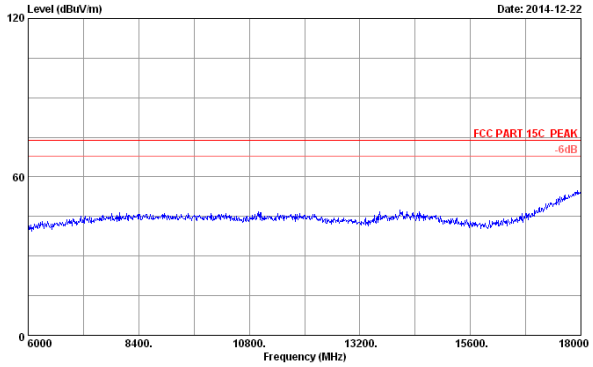

Site no. : 3m Chamber Data no. : 39
Dis. / Ant. : 3m 2014 3115 (4580) Ant. pol. : VERTICAL
Limit : FCC PART 15C PEAK
Env. / Ins. : 23*C/54%
Engineer : Kobe-Huang
EUT : Complex Set-Top Box
Power rating : DC 19V From Adpter Input AC 120V/60Hz
Test Mode : IEEE802.11nHT20 CH157 5785MHz Tx Mode
M/N : P2571

Data: 42 File: F:\2014 Report\N\NAVIDA\ACS14Q1958 -FCC ID WIFI 5G Band4.EM6 (132)

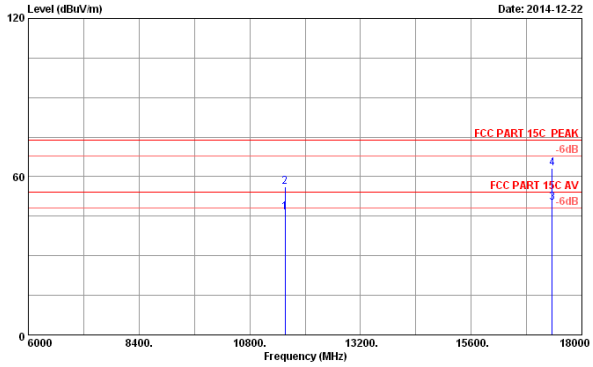

Site no. : 3m Chamber Data no. : 42
Dis. / Ant. : 3m 2014 3115 (4580) Ant. pol. : HORIZONTAL
Limit : FCC PART 15C PEAK
Env. / Ins. : 23°C/54%
Engineer : Kobe-Huang
EUT : Complex Set-Top Box
Power rating : DC 19V From Adpter Input AC 120V/60Hz
Test Mode : IEEE802.11nHT20 CH157 5785MHz Tx Mode
M/N : P2571

No.	Freq. (MHz)	Ant. Factor (dB/m)	Cable Loss (dB)	AMP factor (dB)	Reading (dBuV)	Emission Level (dBuV/m)	Limits (dBuV/m)	Margin (dB)	Remark
1	11570.000	38.80	13.32	35.26	29.77	46.63	54.00	7.37	Average
2	11570.000	38.80	13.32	35.26	39.46	56.32	74.00	17.68	Peak
3	17355.000	42.90	16.90	34.83	25.22	50.19	54.00	3.81	Average
4	17355.000	42.90	16.90	34.83	38.15	63.12	74.00	10.88	Peak

Remarks: 1. Emission Level= Antenna Factor + Cable Loss + Reading -Amp Factor
2. The emission levels that are 20dB below the official limit are not reported.

Data: 40 File: F:\2014 Report\N\NAVIDA\ACS14Q1958 -FCC ID WIFI 5G Band4.EM6 (132)

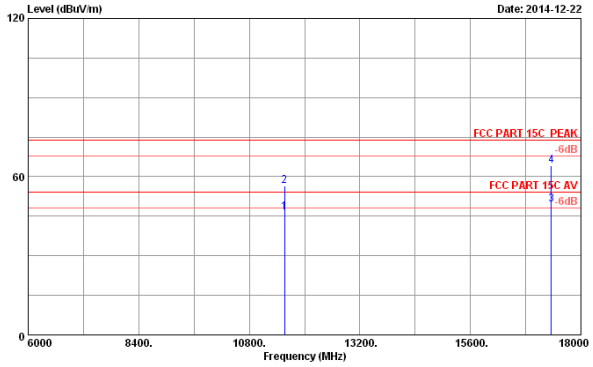

Site no. : 3m Chamber Data no. : 40
Dis. / Ant. : 3m 2014 3115 (4580) Ant. pol. : VERTICAL
Limit : FCC PART 15C PEAK
Env. / Ins. : 23°C/54%
Engineer : Kobe-Huang
EUT : Complex Set-Top Box
Power rating : DC 19V From Adpter Input AC 120V/60Hz
Test Mode : IEEE802.11nHT20 CH157 5785MHz Tx Mode
M/N : P2571

No.	Freq. (MHz)	Ant. Factor (dB/m)	Cable Loss (dB)	AMP factor (dB)	Reading (dBuV)	Emission Level (dBuV/m)	Limits (dBuV/m)	Margin (dB)	Remark
1	11570.000	38.80	13.32	35.26	29.47	46.33	54.00	7.67	Average
2	11570.000	38.80	13.32	35.26	39.47	56.33	74.00	17.67	Peak
3	17355.000	42.90	16.90	34.83	24.47	49.44	54.00	4.56	Average
4	17355.000	42.90	16.90	34.83	39.16	64.13	74.00	9.87	Peak

Remarks: 1. Emission Level= Antenna Factor + Cable Loss + Reading -Amp Factor
2. The emission levels that are 20dB below the official limit are not reported.

Data: 48 File: F:\2014 Report\N\NAVIDA\ACS14Q1958 -FCC ID WIFI 5G Band4.EM6 (132)

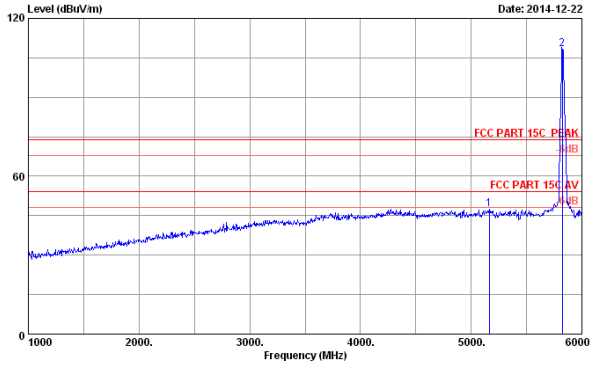

Site no. : 3m Chamber Data no. : 48
Dis. / Ant. : 3m 2014 3115 (4580) Ant. pol. : HORIZONTAL
Limit : FCC PART 15C PEAK
Env. / Ins. : 23°C/54%
Engineer : Kobe-Huang
EUT : Complex Set-Top Box
Power rating : DC 19V From Adpter Input AC 120V/60Hz
Test Mode : IEEE802.11nHT20 CH165 5825MHz Tx Mode
M/N : P2571

No.	Freq. (MHz)	Ant. Factor (dB/m)	Cable Loss (dB)	AMP factor (dB)	Reading (dBuV)	Emission Level (dBuV/m)	Limits (dBuV/m)	Margin (dB)	Remark
1	5165.000	33.46	8.94	35.70	40.73	47.43	74.00	26.57	Peak
2	5825.000	34.13	9.63	35.70	100.32	108.38	74.00	-34.38	Peak

Remarks: 1. Emission Level= Antenna Factor + Cable Loss + Reading -Amp Factor
2. The emission levels that are 20dB below the official limit are not reported.

Data: 47 File: F:\2014 Report\N\NAVIDA\ACS14Q1958 -FCC ID WIFI 5G Band4.EM6 (132)

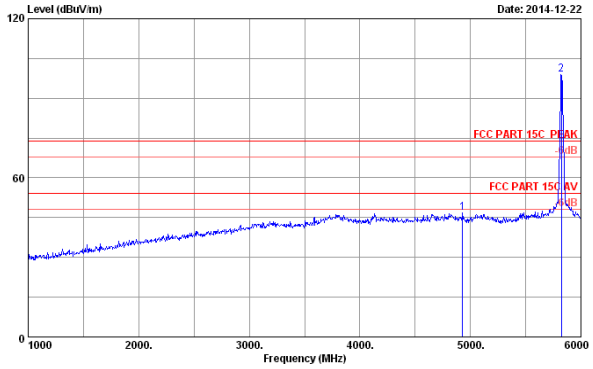

Site no. : 3m Chamber Data no. : 47
Dis. / Ant. : 3m 2014 3115 (4580) Ant. pol. : VERTICAL
Limit : FCC PART 15C PEAK
Env. / Ins. : 23°C/54%
Engineer : Kobe-Huang
EUT : Complex Set-Top Box
Power rating : DC 19V From Adpter Input AC 120V/60Hz
Test Mode : IEEE802.11nHT20 CH165 5825MHz Tx Mode
M/N : P2571

No.	Freq. (MHz)	Ant. Factor (dB/m)	Cable Loss (dB)	AMP factor (dB)	Reading (dBuV)	Emission Level (dBuV/m)	Limits (dBuV/m)	Margin (dB)	Remark
1	4930.000	33.07	8.69	35.70	40.86	46.92	74.00	27.08	Peak
2	5825.000	34.13	9.63	35.70	90.84	98.90	74.00	-24.90	Peak

Remarks: 1. Emission Level= Antenna Factor + Cable Loss + Reading -Amp Factor
2. The emission levels that are 20dB below the official limit are not reported.

Data: 43 File: F:\2014 Report\N\NAVIDA\ACS14Q1958 -FCC ID WIFI 5G Band4.EM6 (132)

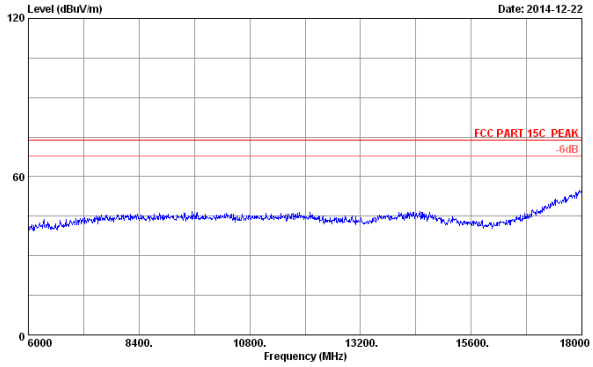

Site no. : 3m Chamber Data no. : 43
Dis. / Ant. : 3m 2014 3115 (4580) Ant. pol. : HORIZONTAL
Limit : FCC PART 15C PEAK
Env. / Ins. : 23*C/54%
Engineer : Kobe-Huang
EUT : Complex Set-Top Box
Power rating : DC 19V From Adpter Input AC 120V/60Hz
Test Mode : IEEE802.11nHT20 CH165 5825MHz Tx Mode
M/N : P2571

Data: 45 File: F:\2014 Report\N\NAVIDA\ACS14Q1958 -FCC ID WIFI 5G Band4.EM6 (132)

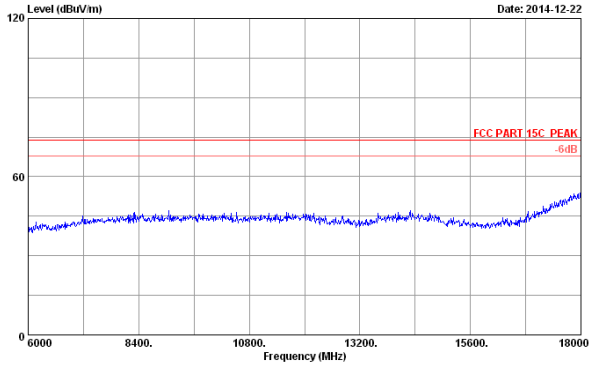

Site no. : 3m Chamber Data no. : 45
Dis. / Ant. : 3m 2014 3115 (4580) Ant. pol. : VERTICAL
Limit : FCC PART 15C PEAK
Env. / Ins. : 23*C/54%
Engineer : Kobe-Huang
EUT : Complex Set-Top Box
Power rating : DC 19V From Adpter Input AC 120V/60Hz
Test Mode : IEEE802.11nHT20 CH165 5825MHz Tx Mode
M/N : P2571

Data: 44 File: F:\2014 Report\N\NAVIDA\ACS14Q1958 -FCC ID WIFI 5G Band4.EM6 (132)

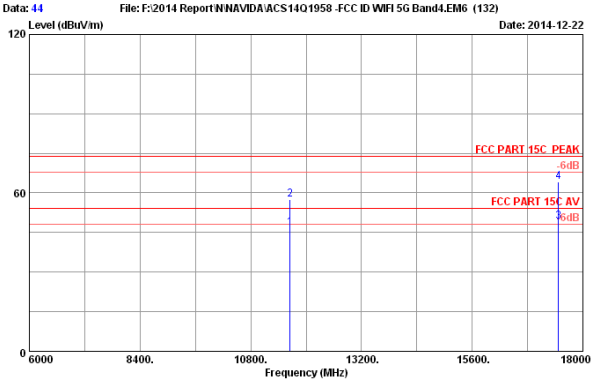

Site no. : 3m Chamber Data no. : 44
Dis. / Ant. : 3m 2014 3115 (4580) Ant. pol. : HORIZONTAL
Limit : FCC PART 15C PEAK
Env. / Ins. : 23*C/54%
Engineer : Kobe-Huang
EUT : Complex Set-Top Box
Power rating : DC 19V From Adpter Input AC 120V/60Hz
Test Mode : IEEE802.11nHT20 CH165 5825MHz Tx Mode
M/N : P2571

No.	Freq. (MHz)	Ant. Factor (dB/m)	Cable Loss (dB)	AMP factor (dB)	Reading (dBuV)	Emission Level (dBuV/m)	Limits (dBuV/m)	Margin (dB)	Remark
1	11650.000	38.91	13.37	35.25	29.74	46.77	54.00	7.23	Average
2	11650.000	38.91	13.37	35.25	40.31	57.34	74.00	16.66	Peak
3	17475.000	43.48	16.98	34.81	23.61	49.26	54.00	4.74	Average
4	17475.000	43.48	16.98	34.81	38.37	64.02	74.00	9.98	Peak

Remarks: 1. Emission Level= Antenna Factor + Cable Loss + Reading -Amp Factor
2. The emission levels that are 20dB below the official limit are not reported.

Data: 46 File: F:\2014 Report\N\NAVIDA\ACS14Q1958 -FCC ID WIFI 5G Band4.EM6 (132)

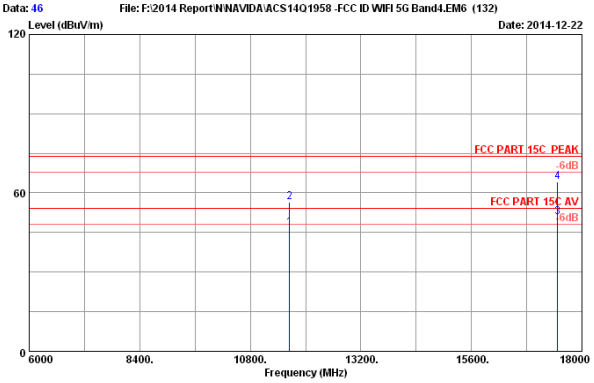

Site no. : 3m Chamber Data no. : 46
Dis. / Ant. : 3m 2014 3115 (4580) Ant. pol. : VERTICAL
Limit : FCC PART 15C PEAK
Env. / Ins. : 23*C/54%
Engineer : Kobe-Huang
EUT : Complex Set-Top Box
Power rating : DC 19V From Adpter Input AC 120V/60Hz
Test Mode : IEEE802.11nHT20 CH165 5825MHz Tx Mode
M/N : P2571

No.	Freq. (MHz)	Ant. Factor (dB/m)	Cable Loss (dB)	AMP factor (dB)	Reading (dBuV)	Emission Level (dBuV/m)	Limits (dBuV/m)	Margin (dB)	Remark
1	11650.000	38.91	13.37	35.25	29.88	46.91	54.00	7.09	Average
2	11650.000	38.91	13.37	35.25	39.45	56.48	74.00	17.52	Peak
3	17475.000	43.48	16.98	34.81	25.16	50.81	54.00	3.19	Average
4	17475.000	43.48	16.98	34.81	38.43	64.08	74.00	9.92	Peak

Remarks: 1. Emission Level= Antenna Factor + Cable Loss + Reading -Amp Factor
2. The emission levels that are 20dB below the official limit are not reported.

IEEE 802.11nHT40

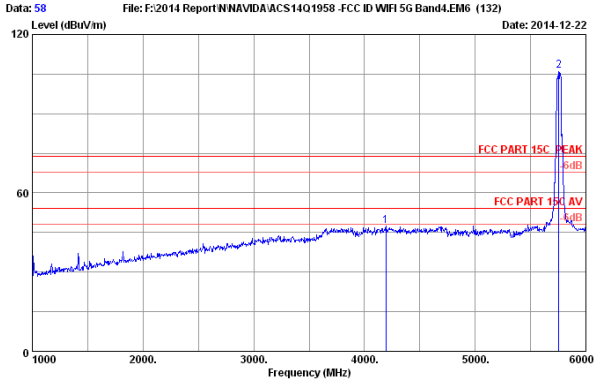

Site no. : 3m Chamber Data no. : 58
Dis. / Ant. : 3m 2014 3115 (4580) Ant. pol. : HORIZONTAL
Limit : FCC PART 15C PEAK
Env. / Ins. : 23*C/54%
Engineer : Kobe-Huang
EUT : Complex Set-Top Box
Power rating : DC 19V From Adpter Input AC 120V/60Hz
Test Mode : IEEE802.11nHT40 CH151 5755MHz Tx Mode
M/N : P2571

No.	Freq. (MHz)	Ant. Factor (dB/m)	Cable Loss (dB)	AMP factor (dB)	Reading (dBuV)	Emission Level (dBuV/m)	Limits (dBuV/m)	Margin (dB)	Remark
1	4195.000	32.48	7.92	35.70	42.66	47.36	74.00	26.64	Peak
2	5755.000	34.10	9.56	35.70	98.33	106.29	74.00	-32.29	Peak

Remarks: 1. Emission Level= Antenna Factor + Cable Loss + Reading -Amp Factor
2. The emission levels that are 20dB below the official limit are not reported.

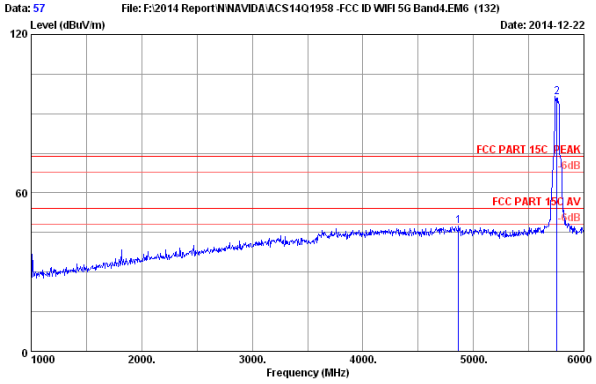

Site no. : 3m Chamber Data no. : 57
Dis. / Ant. : 3m 2014 3115 (4580) Ant. pol. : VERTICAL
Limit : FCC PART 15C PEAK
Env. / Ins. : 23*C/54%
Engineer : Kobe-Huang
EUT : Complex Set-Top Box
Power rating : DC 19V From Adpter Input AC 120V/60Hz
Test Mode : IEEE802.11nHT40 CH151 5755MHz Tx Mode
M/N : P2571

No.	Freq. (MHz)	Ant. Factor (dB/m)	Cable Loss (dB)	AMP factor (dB)	Reading (dBuV)	Emission Level (dBuV/m)	Limits (dBuV/m)	Margin (dB)	Remark
1	4865.000	32.96	8.62	35.70	41.55	47.43	74.00	26.57	Peak
2	5755.000	34.10	9.56	35.70	88.39	96.35	74.00	-22.35	Peak

Remarks: 1. Emission Level= Antenna Factor + Cable Loss + Reading -Amp Factor
2. The emission levels that are 20dB below the official limit are not reported.

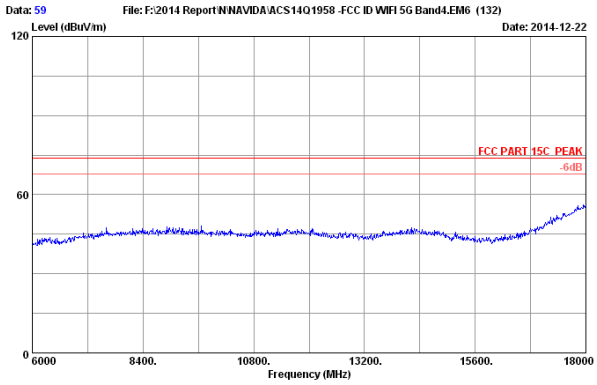

Site no. : 3m Chamber Data no. : 59
Dis. / Ant. : 3m 2014 3115 (4580) Ant. pol. : HORIZONTAL
Limit : FCC PART 15C PEAK
Env. / Ins. : 23*C/54%
Engineer : Kobe-Huang
EUT : Complex Set-Top Box
Power rating : DC 19V From Adpter Input AC 120V/60Hz
Test Mode : IEEE802.11nHT40 CH151 5755MHz Tx Mode
M/N : P2571

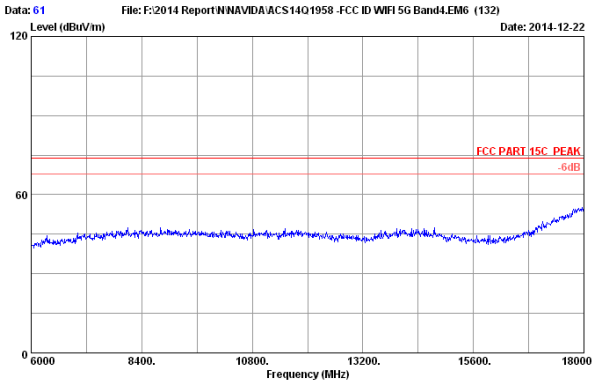

Site no. : 3m Chamber Data no. : 61
Dis. / Ant. : 3m 2014 3115 (4580) Ant. pol. : VERTICAL
Limit : FCC PART 15C PEAK
Env. / Ins. : 23*C/54%
Engineer : Kobe-Huang
EUT : Complex Set-Top Box
Power rating : DC 19V From Adpter Input AC 120V/60Hz
Test Mode : IEEE802.11nHT40 CH151 5755MHz Tx Mode
M/N : P2571

Data: 60 File: F:\2014 Report\NNAVIDA\ACS14Q1958 -FCC ID WIFI 5G Band4.EM6 (132)

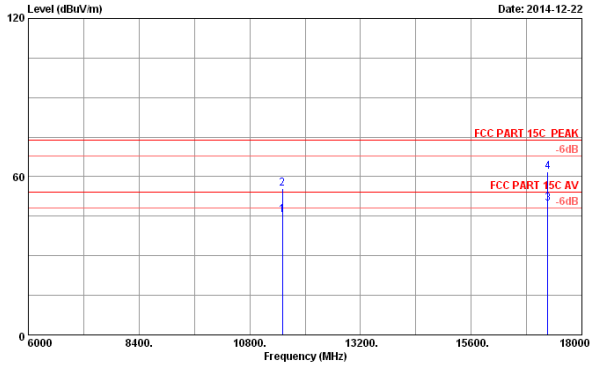

Site no. : 3m Chamber Data no. : 60
Dis. / Ant. : 3m 2014 3115 (4580) Ant. pol. : HORIZONTAL
Limit : FCC PART 15C PEAK
Env. / Ins. : 23°C/54%
Engineer : Kobe-Huang
EUT : Complex Set-Top Box
Power rating : DC 19V From Adpter Input AC 120V/60Hz
Test Mode : IEEE802.11nHT40 CH151 5755MHz Tx Mode
M/N : P2571

No.	Freq. (MHz)	Ant. Factor (dB/m)	Cable Loss (dB)	AMP factor (dB)	Reading (dBuV)	Emission Level (dBuV/m)	Limits (dBuV/m)	Margin (dB)	Remark
1	11510.000	38.71	13.29	35.27	28.63	45.36	54.00	8.64	Average
2	11510.000	38.71	13.29	35.27	38.64	55.37	74.00	18.63	Peak
3	17265.000	42.47	16.84	34.85	25.28	49.74	54.00	4.26	Average
4	17265.000	42.47	16.84	34.85	37.45	61.91	74.00	12.09	Peak

Remarks: 1. Emission Level= Antenna Factor + Cable Loss + Reading -Amp Factor
2. The emission levels that are 20dB below the official limit are not reported.

Data: 62 File: F:\2014 Report\NNAVIDA\ACS14Q1958 -FCC ID WIFI 5G Band4.EM6 (132)

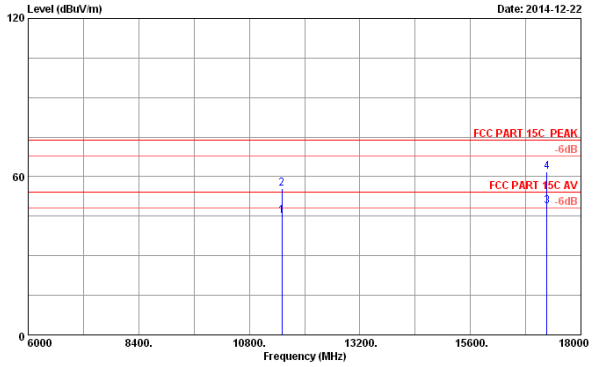

Site no. : 3m Chamber Data no. : 62
Dis. / Ant. : 3m 2014 3115 (4580) Ant. pol. : VERTICAL
Limit : FCC PART 15C PEAK
Env. / Ins. : 23°C/54%
Engineer : Kobe-Huang
EUT : Complex Set-Top Box
Power rating : DC 19V From Adpter Input AC 120V/60Hz
Test Mode : IEEE802.11nHT40 CH151 5755MHz Tx Mode
M/N : P2571

No.	Freq. (MHz)	Ant. Factor (dB/m)	Cable Loss (dB)	AMP factor (dB)	Reading (dBuV)	Emission Level (dBuV/m)	Limits (dBuV/m)	Margin (dB)	Remark
1	11510.000	38.71	13.29	35.27	28.39	45.12	54.00	8.88	Average
2	11510.000	38.71	13.29	35.27	38.82	55.55	74.00	18.45	Peak
3	17265.000	42.47	16.84	34.85	24.19	48.65	54.00	5.35	Average
4	17265.000	42.47	16.84	34.85	37.44	61.90	74.00	12.10	Peak

Remarks: 1. Emission Level= Antenna Factor + Cable Loss + Reading -Amp Factor
2. The emission levels that are 20dB below the official limit are not reported.

Data: 67 File: F:\2014 Report\NNAVIDA\ACS14Q1958 -FCC ID WIFI 5G Band4.EM6 (132)

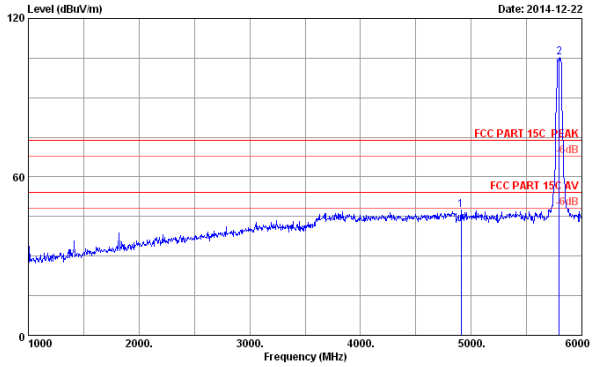

Site no. : 3m Chamber Data no. : 67
Dis. / Ant. : 3m 2014 3115 (4580) Ant. pol. : HORIZONTAL
Limit : FCC PART 15C PEAK
Env. / Ins. : 23°C/54%
Engineer : Kobe-Huang
EUT : Complex Set-Top Box
Power rating : DC 19V From Adpter Input AC 120V/60Hz
Test Mode : IEEE802.11nHT40 CH159 5795MHz Tx Mode
M/N : P2571

No.	Freq. (MHz)	Ant. Factor (dB/m)	Cable Loss (dB)	AMP factor (dB)	Reading (dBuV)	Emission Level (dBuV/m)	Limits (dBuV/m)	Margin (dB)	Remark
1	4910.000	33.04	8.67	35.70	41.50	47.51	74.00	26.49	Peak
2	5795.000	34.12	9.60	35.70	97.36	105.38	74.00	-31.38	Peak

Remarks: 1. Emission Level= Antenna Factor + Cable Loss + Reading -Amp Factor
2. The emission levels that are 20dB below the official limit are not reported.

Data: 68 File: F:\2014 Report\NNAVIDA\ACS14Q1958 -FCC ID WIFI 5G Band4.EM6 (132)

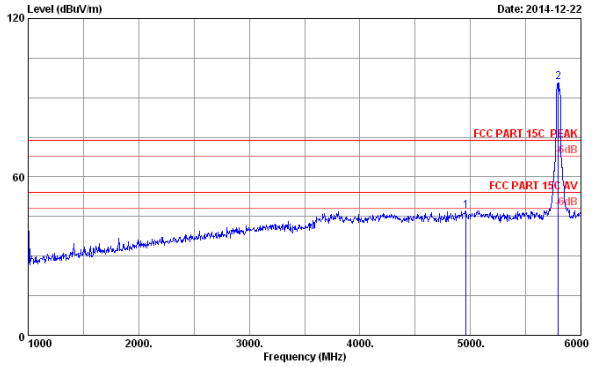

Site no. : 3m Chamber Data no. : 68
Dis. / Ant. : 3m 2014 3115 (4580) Ant. pol. : VERTICAL
Limit : FCC PART 15C PEAK
Env. / Ins. : 23°C/54%
Engineer : Kobe-Huang
EUT : Complex Set-Top Box
Power rating : DC 19V From Adpter Input AC 120V/60Hz
Test Mode : IEEE802.11nHT40 CH159 5795MHz Tx Mode
M/N : P2571

No.	Freq. (MHz)	Ant. Factor (dB/m)	Cable Loss (dB)	AMP factor (dB)	Reading (dBuV)	Emission Level (dBuV/m)	Limits (dBuV/m)	Margin (dB)	Remark
1	4960.000	33.13	8.72	35.70	41.10	47.25	74.00	26.75	Peak
2	5795.000	34.12	9.60	35.70	87.81	95.83	74.00	-21.83	Peak

Remarks: 1. Emission Level= Antenna Factor + Cable Loss + Reading -Amp Factor
2. The emission levels that are 20dB below the official limit are not reported.

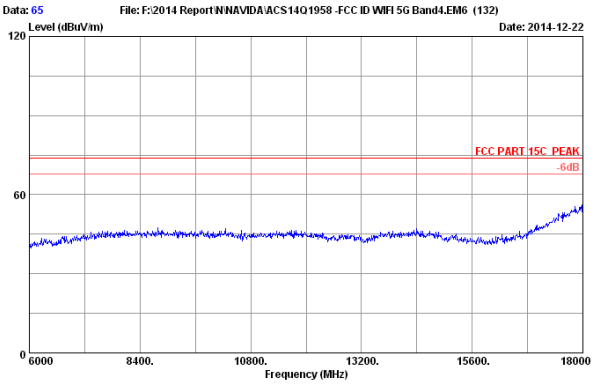

Site no. : 3m Chamber Data no. : 65
Dis. / Ant. : 3m 2014 3115 (4580) Ant. pol. : HORIZONTAL
Limit : FCC PART 15C PEAK
Env. / Ins. : 23*C/54%
Engineer : Kobe-Huang
EUT : Complex Set-Top Box
Power rating : DC 19V From Adpter Input AC 120V/60Hz
Test Mode : IEEE802.11nHT40 CH159 5795MHz Tx Mode
M/N : P2571

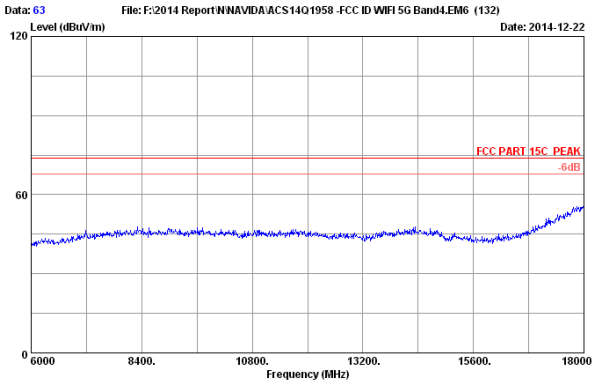

Site no. : 3m Chamber Data no. : 63
Dis. / Ant. : 3m 2014 3115 (4580) Ant. pol. : VERTICAL
Limit : FCC PART 15C PEAK
Env. / Ins. : 23*C/54%
Engineer : Kobe-Huang
EUT : Complex Set-Top Box
Power rating : DC 19V From Adpter Input AC 120V/60Hz
Test Mode : IEEE802.11nHT40 CH159 5795MHz Tx Mode
M/N : P2571

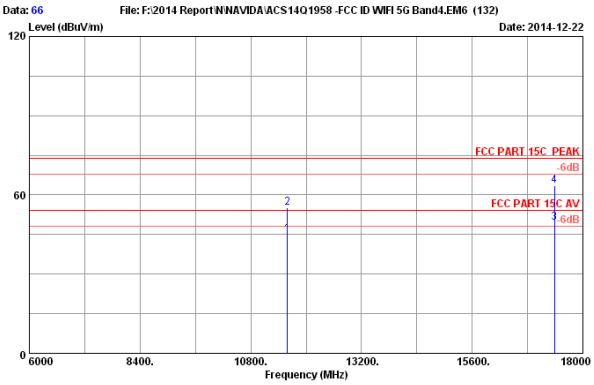

Site no. : 3m Chamber Data no. : 66
Dis. / Ant. : 3m 2014 3115 (4580) Ant. pol. : HORIZONTAL
Limit : FCC PART 15C PEAK
Env. / Ins. : 23*C/54%
Engineer : Kobe-Huang
EUT : Complex Set-Top Box
Power rating : DC 19V From Adpter Input AC 120V/60Hz
Test Mode : IEEE802.11nHT40 CH159 5795MHz Tx Mode
M/N : P2571

No.	Freq. (MHz)	Ant. Factor (dB/m)	Cable Loss (dB)	AMP factor (dB)	Reading (dBuV)	Emission Level (dBuV/m)	Limits (dBuV/m)	Margin (dB)	Remark
1	11590.000	38.83	13.34	35.26	28.38	45.29	54.00	8.71	Average
2	11590.000	38.83	13.34	35.26	38.38	55.29	74.00	18.71	Peak
3	17385.000	43.05	16.92	34.82	24.38	49.53	54.00	4.47	Average
4	17385.000	43.05	16.92	34.82	38.48	63.63	74.00	10.37	Peak

Remarks: 1. Emission Level= Antenna Factor + Cable Loss + Reading -Amp Factor
2. The emission levels that are 20dB below the official limit are not reported.

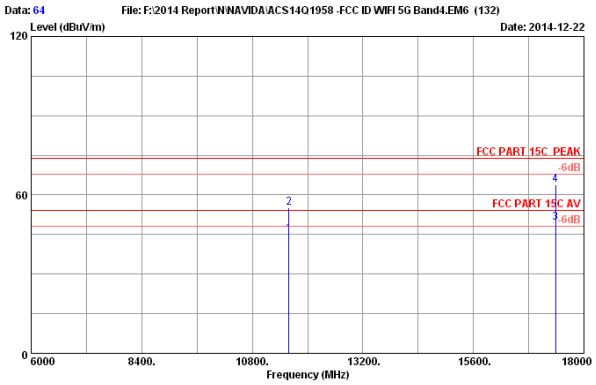

Site no. : 3m Chamber Data no. : 64
Dis. / Ant. : 3m 2014 3115 (4580) Ant. pol. : VERTICAL
Limit : FCC PART 15C PEAK
Env. / Ins. : 23*C/54%
Engineer : Kobe-Huang
EUT : Complex Set-Top Box
Power rating : DC 19V From Adpter Input AC 120V/60Hz
Test Mode : IEEE802.11nHT40 CH159 5795MHz Tx Mode
M/N : P2571

No.	Freq. (MHz)	Ant. Factor (dB/m)	Cable Loss (dB)	AMP factor (dB)	Reading (dBuV)	Emission Level (dBuV/m)	Limits (dBuV/m)	Margin (dB)	Remark
1	11590.000	38.83	13.34	35.26	28.36	45.27	54.00	8.73	Average
2	11590.000	38.83	13.34	35.26	38.24	55.15	74.00	18.85	Peak
3	17385.000	43.05	16.92	34.82	24.18	49.33	54.00	4.67	Average
4	17385.000	43.05	16.92	34.82	38.65	63.80	74.00	10.20	Peak

Remarks: 1. Emission Level= Antenna Factor + Cable Loss + Reading -Amp Factor
2. The emission levels that are 20dB below the official limit are not reported.

IEEE 802.11acVHT20

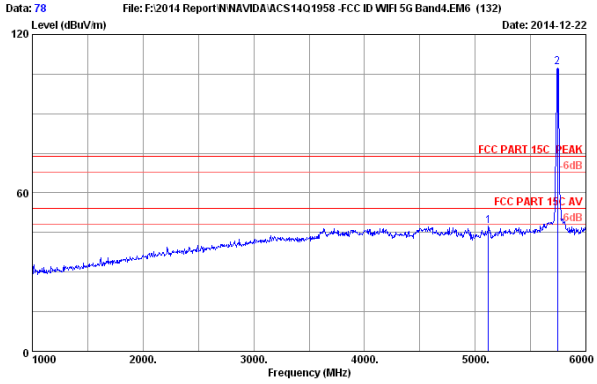

Site no. : 3m Chamber Data no. : 78
Dis. / Ant. : 3m 2014 3115 (4580) Ant. pol. : HORIZONTAL
Limit : FCC PART 15C PEAK
Env. / Ins. : 23*C/54%
Engineer : Kobe-Huang
EUT : Complex Set-Top Box
Power rating : DC 19V From Adpter Input AC 120V/60Hz
Test Mode : IEEE802.11acVHT20 CH149 5745MHz Tx Mode
M/N : P2571

No.	Freq. (MHz)	Ant. Factor (dB/m)	Cable Loss (dB)	AMP factor (dB)	Reading (dBuV)	Emission Level (dBuV/m)	Limits (dBuV/m)	Margin (dB)	Remark
1	5120.000	33.39	8.89	35.70	40.84	47.42	74.00	26.58	Peak
2	5745.000	34.10	9.55	35.70	99.60	107.55	74.00	-33.55	Peak

Remarks: 1. Emission Level= Antenna Factor + Cable Loss + Reading -Amp Factor
2. The emission levels that are 20dB below the official limit are not reported.

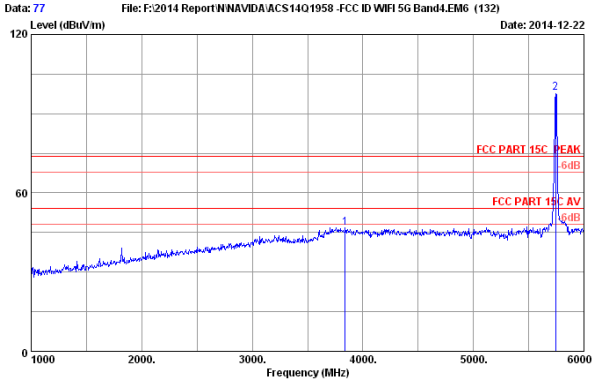

Site no. : 3m Chamber Data no. : 77
Dis. / Ant. : 3m 2014 3115 (4580) Ant. pol. : VERTICAL
Limit : FCC PART 15C PEAK
Env. / Ins. : 23*C/54%
Engineer : Kobe-Huang
EUT : Complex Set-Top Box
Power rating : DC 19V From Adpter Input AC 120V/60Hz
Test Mode : IEEE802.11acVHT20 CH149 5745MHz Tx Mode
M/N : P2571

No.	Freq. (MHz)	Ant. Factor (dB/m)	Cable Loss (dB)	AMP factor (dB)	Reading (dBuV)	Emission Level (dBuV/m)	Limits (dBuV/m)	Margin (dB)	Remark
1	3840.000	32.22	7.55	35.70	42.71	46.78	74.00	27.22	Peak
2	5745.000	34.10	9.55	35.70	89.83	97.78	74.00	-23.78	Peak

Remarks: 1. Emission Level= Antenna Factor + Cable Loss + Reading -Amp Factor
2. The emission levels that are 20dB below the official limit are not reported.

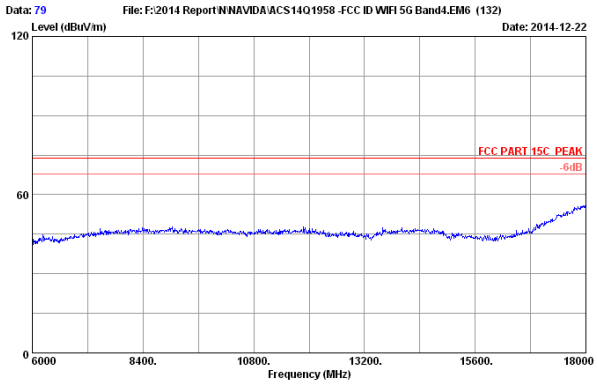

Site no. : 3m Chamber Data no. : 79
Dis. / Ant. : 3m 2014 3115 (4580) Ant. pol. : HORIZONTAL
Limit : FCC PART 15C PEAK
Env. / Ins. : 23*C/54%
Engineer : Kobe-Huang
EUT : Complex Set-Top Box
Power rating : DC 19V From Adpter Input AC 120V/60Hz
Test Mode : IEEE802.11acVHT20 CH149 5745MHz Tx Mode
M/N : P2571

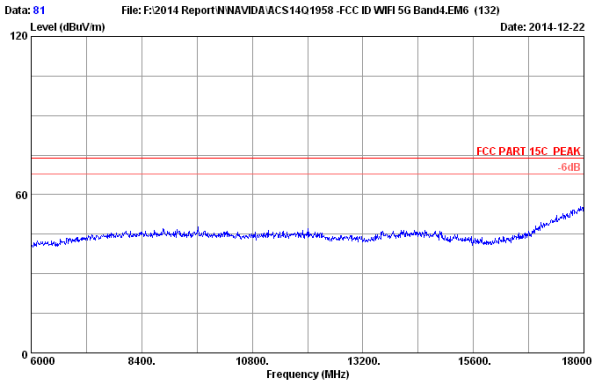

Site no. : 3m Chamber Data no. : 81
Dis. / Ant. : 3m 2014 3115 (4580) Ant. pol. : VERTICAL
Limit : FCC PART 15C PEAK
Env. / Ins. : 23*C/54%
Engineer : Kobe-Huang
EUT : Complex Set-Top Box
Power rating : DC 19V From Adpter Input AC 120V/60Hz
Test Mode : IEEE802.11acVHT20 CH149 5745MHz Tx Mode
M/N : P2571

Data: 80 File: F:\2014 Report\NNAVIDA\ACS14Q1958 -FCC ID WIFI 5G Band4.EM6 (132)

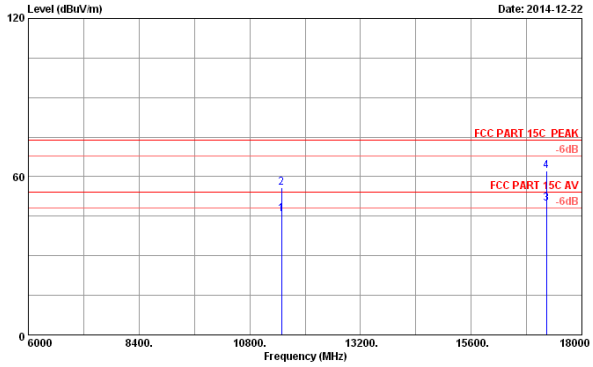

Site no. : 3m Chamber Data no. : 80
Dis. / Ant. : 3m 2014 3115 (4580) Ant. pol. : HORIZONTAL
Limit : FCC PART 15C PEAK
Env. / Ins. : 23°C/54%
Engineer : Kobe-Huang
EUT : Complex Set-Top Box
Power rating : DC 19V From Adpter Input AC 120V/60Hz
Test Mode : IEEE802.11acVHT20 CH149 5745MHz Tx Mode
M/N : P2571

No.	Freq. (MHz)	Ant. Factor (dB/m)	Cable Loss (dB)	AMP factor (dB)	Reading (dBuV)	Emission Level (dBuV/m)	Limits (dBuV/m)	Margin (dB)	Remark
1	11490.000	38.69	13.28	35.28	28.94	45.63	54.00	8.37	Average
2	11490.000	38.69	13.28	35.28	39.28	55.97	74.00	18.03	Peak
3	17235.000	42.33	16.81	34.85	25.36	49.65	54.00	4.35	Average
4	17235.000	42.33	16.81	34.85	38.05	62.34	74.00	11.66	Peak

Remarks: 1. Emission Level= Antenna Factor + Cable Loss + Reading -Amp Factor
2. The emission levels that are 20dB below the official limit are not reported.

Data: 82 File: F:\2014 Report\NNAVIDA\ACS14Q1958 -FCC ID WIFI 5G Band4.EM6 (132)

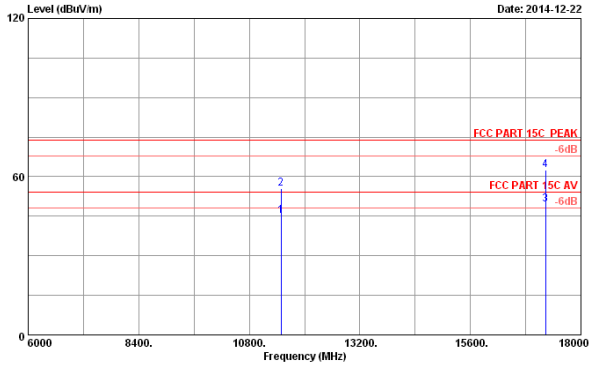

Site no. : 3m Chamber Data no. : 82
Dis. / Ant. : 3m 2014 3115 (4580) Ant. pol. : VERTICAL
Limit : FCC PART 15C PEAK
Env. / Ins. : 23°C/54%
Engineer : Kobe-Huang
EUT : Complex Set-Top Box
Power rating : DC 19V From Adpter Input AC 120V/60Hz
Test Mode : IEEE802.11acVHT20 CH149 5745MHz Tx Mode
M/N : P2571

No.	Freq. (MHz)	Ant. Factor (dB/m)	Cable Loss (dB)	AMP factor (dB)	Reading (dBuV)	Emission Level (dBuV/m)	Limits (dBuV/m)	Margin (dB)	Remark
1	11490.000	38.69	13.28	35.28	28.50	45.19	54.00	8.81	Average
2	11490.000	38.69	13.28	35.28	38.79	55.48	74.00	18.52	Peak
3	17235.000	42.33	16.81	34.85	25.27	49.56	54.00	4.44	Average
4	17235.000	42.33	16.81	34.85	38.14	62.43	74.00	11.57	Peak

Remarks: 1. Emission Level= Antenna Factor + Cable Loss + Reading -Amp Factor
2. The emission levels that are 20dB below the official limit are not reported.

Data: 87 File: F:\2014 Report\NNAVIDA\ACS14Q1958 -FCC ID WIFI 5G Band4.EM6 (132)

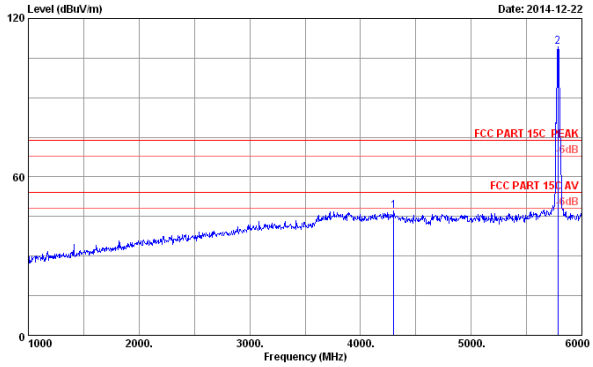

Site no. : 3m Chamber Data no. : 87
Dis. / Ant. : 3m 2014 3115 (4580) Ant. pol. : HORIZONTAL
Limit : FCC PART 15C PEAK
Env. / Ins. : 23°C/54%
Engineer : Kobe-Huang
EUT : Complex Set-Top Box
Power rating : DC 19V From Adpter Input AC 120V/60Hz
Test Mode : IEEE802.11acVHT20 CH157 5785MHz Tx Mode
M/N : P2571

No.	Freq. (MHz)	Ant. Factor (dB/m)	Cable Loss (dB)	AMP factor (dB)	Reading (dBuV)	Emission Level (dBuV/m)	Limits (dBuV/m)	Margin (dB)	Remark
1	4300.000	32.42	8.03	35.70	42.40	47.15	74.00	26.85	Peak
2	5785.000	34.11	9.59	35.70	101.36	109.36	74.00	-35.36	Peak

Remarks: 1. Emission Level= Antenna Factor + Cable Loss + Reading -Amp Factor
2. The emission levels that are 20dB below the official limit are not reported.

Data: 88 File: F:\2014 Report\NNAVIDA\ACS14Q1958 -FCC ID WIFI 5G Band4.EM6 (132)

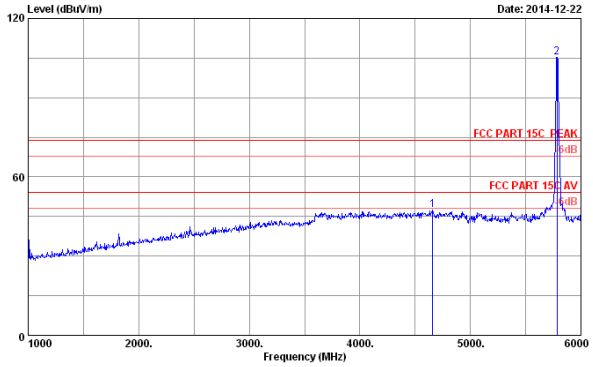

Site no. : 3m Chamber Data no. : 88
Dis. / Ant. : 3m 2014 3115 (4580) Ant. pol. : VERTICAL
Limit : FCC PART 15C PEAK
Env. / Ins. : 23°C/54%
Engineer : Kobe-Huang
EUT : Complex Set-Top Box
Power rating : DC 19V From Adpter Input AC 120V/60Hz
Test Mode : IEEE802.11acVHT20 CH157 5785MHz Tx Mode
M/N : P2571

No.	Freq. (MHz)	Ant. Factor (dB/m)	Cable Loss (dB)	AMP factor (dB)	Reading (dBuV)	Emission Level (dBuV/m)	Limits (dBuV/m)	Margin (dB)	Remark
1	4660.000	32.59	8.41	35.70	42.29	47.59	74.00	26.41	Peak
2	5785.000	34.11	9.59	35.70	97.32	105.32	74.00	-31.32	Peak

Remarks: 1. Emission Level= Antenna Factor + Cable Loss + Reading -Amp Factor
2. The emission levels that are 20dB below the official limit are not reported.

Data: 85 File: F:\2014 Report\N\NAVIDA\ACS14Q1958 -FCC ID WIFI 5G Band4.EM6 (132)

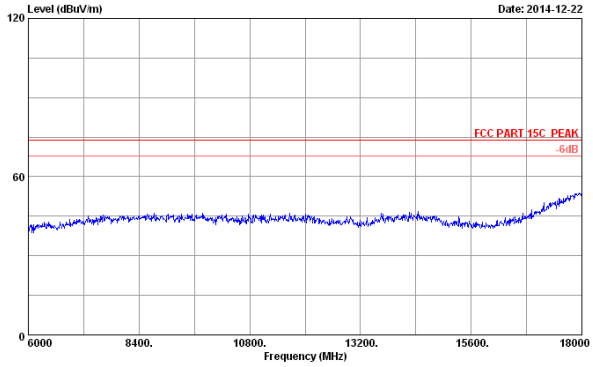

Site no. : 3m Chamber Data no. : 85
Dis. / Ant. : 3m 2014 3115 (4580) Ant. pol. : HORIZONTAL
Limit : FCC PART 15C PEAK
Env. / Ins. : 23*C/54%
Engineer : Kobe-Huang
EUT : Complex Set-Top Box
Power rating : DC 19V From Adpter Input AC 120V/60Hz
Test Mode : IEEE802.11acVHT20 CH157 5785MHz Tx Mode
M/N : P2571

Data: 83 File: F:\2014 Report\N\NAVIDA\ACS14Q1958 -FCC ID WIFI 5G Band4.EM6 (132)

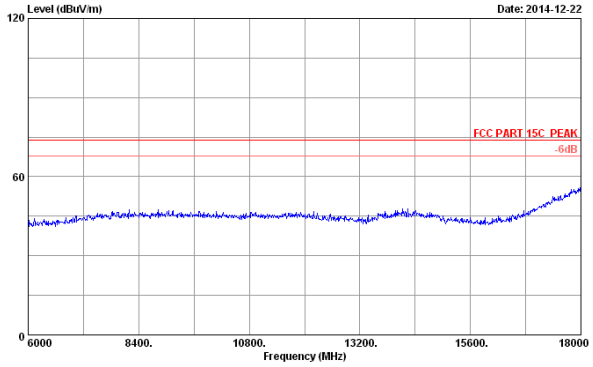

Site no. : 3m Chamber Data no. : 83
Dis. / Ant. : 3m 2014 3115 (4580) Ant. pol. : VERTICAL
Limit : FCC PART 15C PEAK
Env. / Ins. : 23*C/54%
Engineer : Kobe-Huang
EUT : Complex Set-Top Box
Power rating : DC 19V From Adpter Input AC 120V/60Hz
Test Mode : IEEE802.11acVHT20 CH157 5785MHz Tx Mode
M/N : P2571

Data: 86 File: F:\2014 Report\N\NAVIDA\ACS14Q1958 -FCC ID WIFI 5G Band4.EM6 (132)

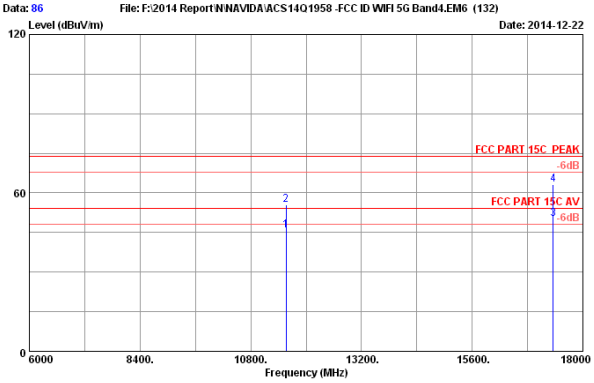

Site no. : 3m Chamber Data no. : 86
Dis. / Ant. : 3m 2014 3115 (4580) Ant. pol. : HORIZONTAL
Limit : FCC PART 15C PEAK
Env. / Ins. : 23*C/54%
Engineer : Kobe-Huang
EUT : Complex Set-Top Box
Power rating : DC 19V From Adpter Input AC 120V/60Hz
Test Mode : IEEE802.11acVHT20 CH157 5785MHz Tx Mode
M/N : P2571

No.	Freq. (MHz)	Ant. Factor (dB/m)	Cable Loss (dB)	AMP factor (dB)	Reading (dBuV)	Emission Level (dBuV/m)	Limits (dBuV/m)	Margin (dB)	Remark
1	11570.000	38.80	13.32	35.26	29.06	45.92	54.00	8.08	Average
2	11570.000	38.80	13.32	35.26	38.61	55.47	74.00	18.53	Peak
3	17355.000	42.90	16.90	34.83	25.19	50.16	54.00	3.84	Average
4	17355.000	42.90	16.90	34.83	38.27	63.24	74.00	10.76	Peak

Remarks: 1. Emission Level= Antenna Factor + Cable Loss + Reading -Amp Factor
2. The emission levels that are 20dB below the official limit are not reported.

Data: 84 File: F:\2014 Report\N\NAVIDA\ACS14Q1958 -FCC ID WIFI 5G Band4.EM6 (132)

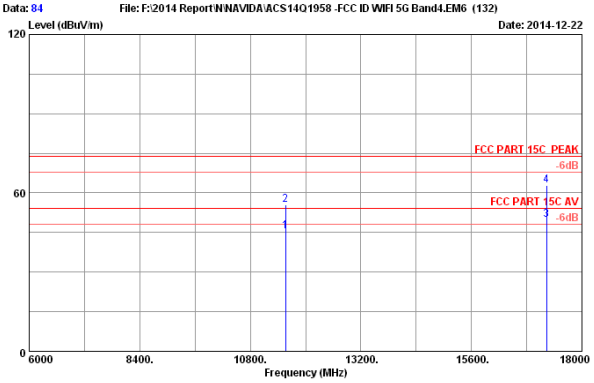

Site no. : 3m Chamber Data no. : 84
Dis. / Ant. : 3m 2014 3115 (4580) Ant. pol. : VERTICAL
Limit : FCC PART 15C PEAK
Env. / Ins. : 23*C/54%
Engineer : Kobe-Huang
EUT : Complex Set-Top Box
Power rating : DC 19V From Adpter Input AC 120V/60Hz
Test Mode : IEEE802.11acVHT20 CH157 5785MHz Tx Mode
M/N : P2571

No.	Freq. (MHz)	Ant. Factor (dB/m)	Cable Loss (dB)	AMP factor (dB)	Reading (dBuV)	Emission Level (dBuV/m)	Limits (dBuV/m)	Margin (dB)	Remark
1	11570.000	38.80	13.32	35.26	28.49	45.35	54.00	8.65	Average
2	11570.000	38.80	13.32	35.26	38.75	55.61	74.00	18.39	Peak
3	17235.000	42.33	16.81	34.85	25.49	49.78	54.00	4.22	Average
4	17235.000	42.33	16.81	34.85	38.55	62.84	74.00	11.16	Peak

Remarks: 1. Emission Level= Antenna Factor + Cable Loss + Reading -Amp Factor
2. The emission levels that are 20dB below the official limit are not reported.

Data: 90 File: F:\2014 Report\N\NAVIDA\ACS14Q1958 -FCC ID WIFI 5G Band4.EM6 (132)

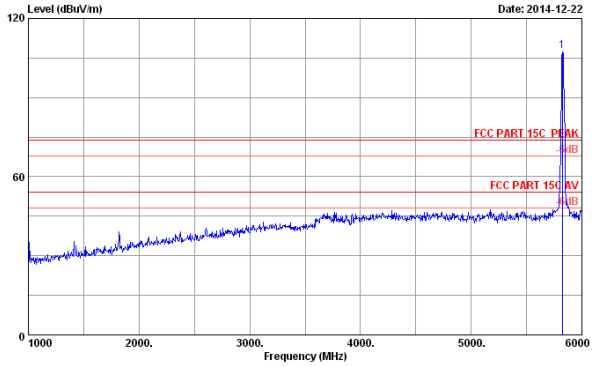

Site no. : 3m Chamber Data no. : 90
Dis. / Ant. : 3m 2014 3115 (4580) Ant. pol. : HORIZONTAL
Limit : FCC PART 15C PEAK
Env. / Ins. : 23*C/54%
Engineer : Kobe-Huang
EUT : Complex Set-Top Box
Power rating : DC 19V From Adpter Input AC 120V/60Hz
Test Mode : IEEE802.11acVHT20 CH165 5825MHz Tx Mode
M/N : P2571

No.	Freq. (MHz)	Ant. Factor (dB/m)	Cable Loss (dB)	AMP factor (dB)	Reading (dBuV)	Emission Level (dBuV/m)	Limits (dBuV/m)	Margin (dB)	Remark
1	5825.000	34.13	9.63	35.70	99.46	107.52	74.00	-33.52	Peak

Remarks: 1. Emission Level= Antenna Factor + Cable Loss + Reading -Amp Factor
2. The emission levels that are 20dB below the official limit are not reported.

Data: 89 File: F:\2014 Report\N\NAVIDA\ACS14Q1958 -FCC ID WIFI 5G Band4.EM6 (132)

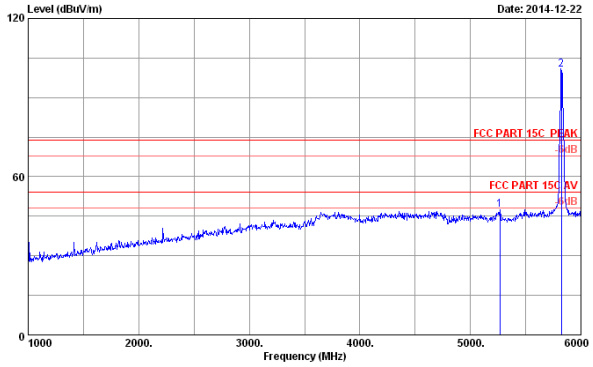

Site no. : 3m Chamber Data no. : 89
Dis. / Ant. : 3m 2014 3115 (4580) Ant. pol. : VERTICAL
Limit : FCC PART 15C PEAK
Env. / Ins. : 23*C/54%
Engineer : Kobe-Huang
EUT : Complex Set-Top Box
Power rating : DC 19V From Adpter Input AC 120V/60Hz
Test Mode : IEEE802.11acVHT20 CH165 5825MHz Tx Mode
M/N : P2571

No.	Freq. (MHz)	Ant. Factor (dB/m)	Cable Loss (dB)	AMP factor (dB)	Reading (dBuV)	Emission Level (dBuV/m)	Limits (dBuV/m)	Margin (dB)	Remark
1	5265.000	33.62	9.04	35.70	40.40	47.36	74.00	26.64	Peak
2	5825.000	34.13	9.63	35.70	92.49	100.55	74.00	-26.55	Peak

Remarks: 1. Emission Level= Antenna Factor + Cable Loss + Reading -Amp Factor
2. The emission levels that are 20dB below the official limit are not reported.

Data: 95 File: F:\2014 Report\N\NAVIDA\ACS14Q1958 -FCC ID WIFI 5G Band4.EM6 (132)

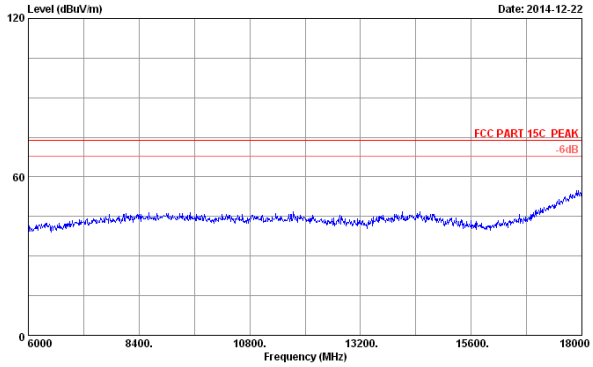

Site no. : 3m Chamber Data no. : 95
Dis. / Ant. : 3m 2014 3115 (4580) Ant. pol. : HORIZONTAL
Limit : FCC PART 15C PEAK
Env. / Ins. : 23*C/54%
Engineer : Kobe-Huang
EUT : Complex Set-Top Box
Power rating : DC 19V From Adpter Input AC 120V/60Hz
Test Mode : IEEE802.11acVHT20 CH165 5825MHz Tx Mode
M/N : P2571

Data: 97 File: F:\2014 Report\N\NAVIDA\ACS14Q1958 -FCC ID WIFI 5G Band4.EM6 (132)

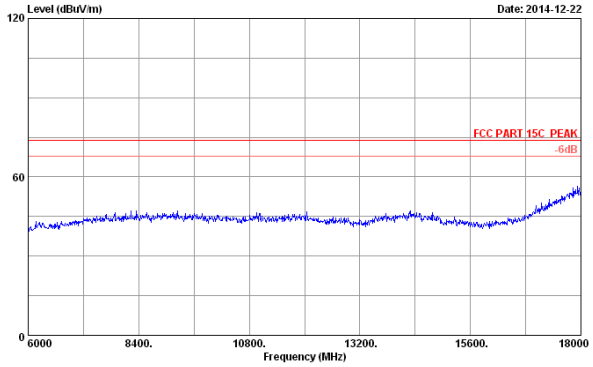

Site no. : 3m Chamber Data no. : 97
Dis. / Ant. : 3m 2014 3115 (4580) Ant. pol. : VERTICAL
Limit : FCC PART 15C PEAK
Env. / Ins. : 23*C/54%
Engineer : Kobe-Huang
EUT : Complex Set-Top Box
Power rating : DC 19V From Adpter Input AC 120V/60Hz
Test Mode : IEEE802.11acVHT20 CH165 5825MHz Tx Mode
M/N : P2571

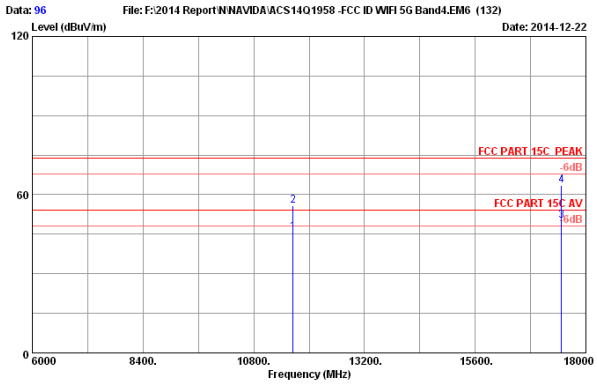

Site no. : 3m Chamber Data no. : 96
Dis. / Ant. : 3m 2014 3115 (4580) Ant. pol. : HORIZONTAL
Limit : FCC PART 15C PEAK
Env. / Ins. : 23*C/54%
Engineer : Kobe-Huang
EUT : Complex Set-Top Box
Power rating : DC 19V From Adpter Input AC 120V/60Hz
Test Mode : IEEE802.11acVHT20 CH165 5825MHz Tx Mode
M/N : P2571

No.	Freq. (MHz)	Ant. Factor (dB/m)	Cable Loss (dB)	AMP factor (dB)	Reading (dBuV)	Emission Level (dBuV/m)	Limits (dBuV/m)	Margin (dB)	Remark
1	11650.000	38.91	13.37	35.25	28.69	45.72	54.00	8.28	Average
2	11650.000	38.91	13.37	35.25	38.78	55.81	74.00	18.19	Peak
3	17475.000	43.48	16.98	34.81	24.44	50.09	54.00	3.91	Average
4	17475.000	43.48	16.98	34.81	37.69	63.34	74.00	10.66	Peak

Remarks: 1. Emission Level= Antenna Factor + Cable Loss + Reading -Amp Factor
2. The emission levels that are 20dB below the official limit are not reported.

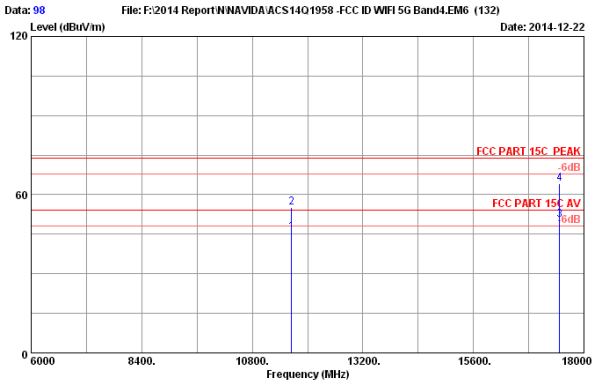

Site no. : 3m Chamber Data no. : 98
Dis. / Ant. : 3m 2014 3115 (4580) Ant. pol. : VERTICAL
Limit : FCC PART 15C PEAK
Env. / Ins. : 23*C/54%
Engineer : Kobe-Huang
EUT : Complex Set-Top Box
Power rating : DC 19V From Adpter Input AC 120V/60Hz
Test Mode : IEEE802.11acVHT20 CH165 5825MHz Tx Mode
M/N : P2571

No.	Freq. (MHz)	Ant. Factor (dB/m)	Cable Loss (dB)	AMP factor (dB)	Reading (dBuV)	Emission Level (dBuV/m)	Limits (dBuV/m)	Margin (dB)	Remark
1	11650.000	38.91	13.37	35.25	28.74	45.77	54.00	8.23	Average
2	11650.000	38.91	13.37	35.25	38.25	55.28	74.00	18.72	Peak
3	17475.000	43.48	16.98	34.81	24.68	50.33	54.00	3.67	Average
4	17475.000	43.48	16.98	34.81	38.41	64.06	74.00	9.94	Peak

Remarks: 1. Emission Level= Antenna Factor + Cable Loss + Reading -Amp Factor
2. The emission levels that are 20dB below the official limit are not reported.

IEEE 802.11acVHT40

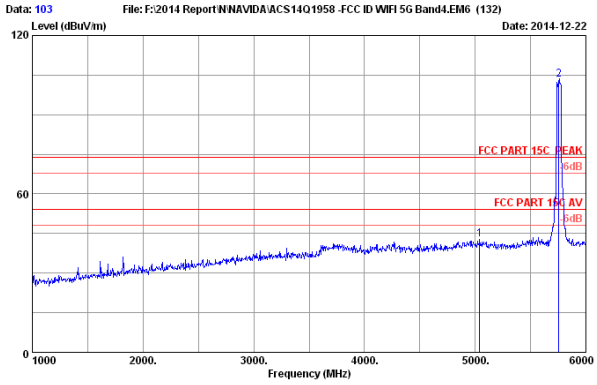

Site no. : 3m Chamber Data no. : 103
Dis. / Ant. : 3m 2014 3115 (4580) Ant. pol. : HORIZONTAL
Limit : FCC PART 15C PEAK
Env. / Ins. : 23*C/54%
Engineer : Kobe-Huang
EUT : Complex Set-Top Box
Power rating : DC 19V From Adpter Input AC 120V/60Hz
Test Mode : IEEE802.11acVHT40 CH151 5755MHz Tx Mode
M/N : P2571

No.	Freq. (MHz)	Ant. Factor (dB/m)	Cable Loss (dB)	AMP factor (dB)	Reading (dBuV)	Emission Level (dBuV/m)	Limits (dBuV/m)	Margin (dB)	Remark
1	5040.000	33.26	8.81	35.70	36.27	42.64	74.00	31.36	Peak
2	5755.000	34.10	9.56	35.70	95.42	103.38	74.00	-29.38	Peak

Remarks: 1. Emission Level= Antenna Factor + Cable Loss + Reading -Amp Factor
2. The emission levels that are 20dB below the official limit are not reported.

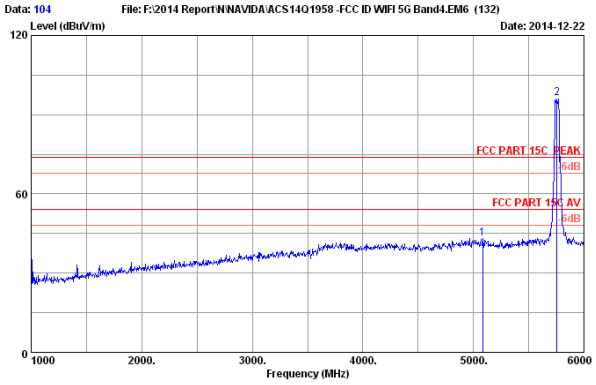

Site no. : 3m Chamber Data no. : 104
Dis. / Ant. : 3m 2014 3115 (4580) Ant. pol. : VERTICAL
Limit : FCC PART 15C PEAK
Env. / Ins. : 23*C/54%
Engineer : Kobe-Huang
EUT : Complex Set-Top Box
Power rating : DC 19V From Adpter Input AC 120V/60Hz
Test Mode : IEEE802.11acVHT40 CH151 5755MHz Tx Mode
M/N : P2571

No.	Freq. (MHz)	Ant. Factor (dB/m)	Cable Loss (dB)	AMP factor (dB)	Reading (dBuV)	Emission Level (dBuV/m)	Limits (dBuV/m)	Margin (dB)	Remark
1	5085.000	33.34	8.85	35.70	36.74	43.23	74.00	30.77	Peak
2	5755.000	34.10	9.56	35.70	88.37	96.33	74.00	-22.33	Peak

Remarks: 1. Emission Level= Antenna Factor + Cable Loss + Reading -Amp Factor
2. The emission levels that are 20dB below the official limit are not reported.

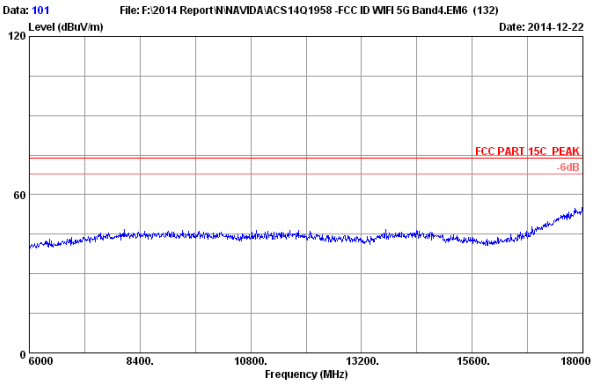

Site no. : 3m Chamber Data no. : 101
Dis. / Ant. : 3m 2014 3115 (4580) Ant. pol. : HORIZONTAL
Limit : FCC PART 15C PEAK
Env. / Ins. : 23*C/54%
Engineer : Kobe-Huang
EUT : Complex Set-Top Box
Power rating : DC 19V From Adpter Input AC 120V/60Hz
Test Mode : IEEE802.11acVHT40 CH151 5755MHz Tx Mode
M/N : P2571

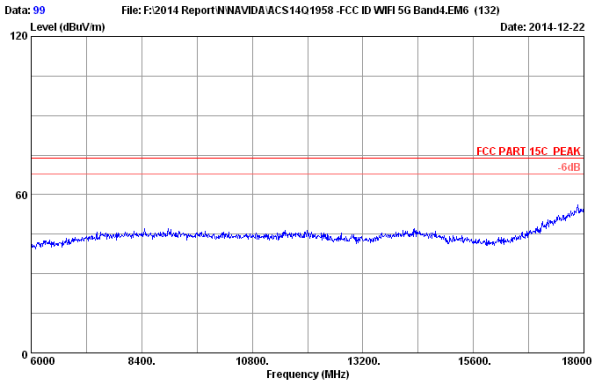

Site no. : 3m Chamber Data no. : 99
Dis. / Ant. : 3m 2014 3115 (4580) Ant. pol. : VERTICAL
Limit : FCC PART 15C PEAK
Env. / Ins. : 23*C/54%
Engineer : Kobe-Huang
EUT : Complex Set-Top Box
Power rating : DC 19V From Adpter Input AC 120V/60Hz
Test Mode : IEEE802.11acVHT40 CH151 5755MHz Tx Mode
M/N : P2571

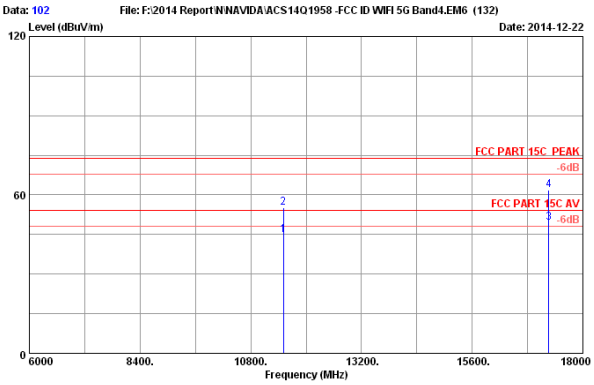

Site no. : 3m Chamber Data no. : 102
Dis. / Ant. : 3m 2014 3115 (4580) Ant. pol. : HORIZONTAL
Limit : FCC PART 15C PEAK
Env. / Ins. : 23*C/54%
Engineer : Kobe-Huang
EUT : Complex Set-Top Box
Power rating : DC 19V From Adpter Input AC 120V/60Hz
Test Mode : IEEE802.11acVHT40 CH151 5755MHz Tx Mode
M/N : P2571

No.	Freq. (MHz)	Ant. Factor (dB/m)	Cable Loss (dB)	AMP factor (dB)	Reading (dBuV)	Emission Level (dBuV/m)	Limits (dBuV/m)	Margin (dB)	Remark
1	11510.000	38.71	13.29	35.27	28.17	44.90	54.00	9.10	Average
2	11510.000	38.71	13.29	35.27	38.26	54.99	74.00	19.01	Peak
3	17265.000	42.47	16.84	34.85	24.87	49.33	54.00	4.67	Average
4	17265.000	42.47	16.84	34.85	37.49	61.95	74.00	12.05	Peak

Remarks: 1. Emission Level= Antenna Factor + Cable Loss + Reading -Amp Factor
2. The emission levels that are 20dB below the official limit are not reported.

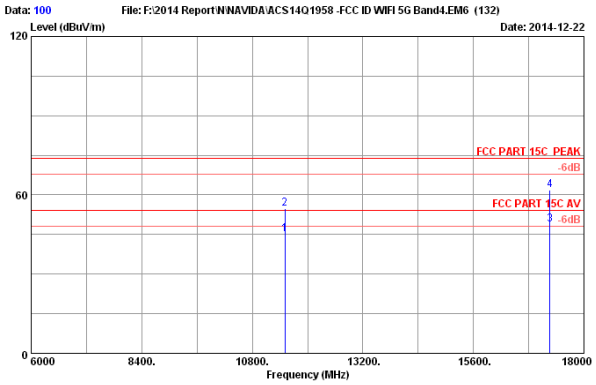

Site no. : 3m Chamber Data no. : 100
Dis. / Ant. : 3m 2014 3115 (4580) Ant. pol. : VERTICAL
Limit : FCC PART 15C PEAK
Env. / Ins. : 23*C/54%
Engineer : Kobe-Huang
EUT : Complex Set-Top Box
Power rating : DC 19V From Adpter Input AC 120V/60Hz
Test Mode : IEEE802.11acVHT40 CH151 5755MHz Tx Mode
M/N : P2571

No.	Freq. (MHz)	Ant. Factor (dB/m)	Cable Loss (dB)	AMP factor (dB)	Reading (dBuV)	Emission Level (dBuV/m)	Limits (dBuV/m)	Margin (dB)	Remark
1	11510.000	38.71	13.29	35.27	28.34	45.07	54.00	8.93	Average
2	11510.000	38.71	13.29	35.27	38.16	54.89	74.00	19.11	Peak
3	17265.000	42.47	16.84	34.85	24.19	48.65	54.00	5.35	Average
4	17265.000	42.47	16.84	34.85	37.49	61.95	74.00	12.05	Peak

Remarks: 1. Emission Level= Antenna Factor + Cable Loss + Reading -Amp Factor
2. The emission levels that are 20dB below the official limit are not reported.

Data: 113 File: F:\2014 Report\N\NAVIDA\ACS14Q1958 -FCC ID WIFI 5G Band4.EM6 (132)

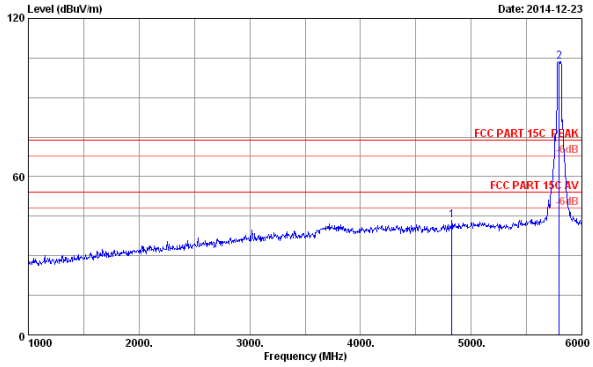

Site no. : 3m Chamber Data no. : 113
Dis. / Ant. : 3m 2014 3115 (4580) Ant. pol. : HORIZONTAL
Limit : FCC PART 15C PEAK
Env. / Ins. : 23*C/54%
Engineer : Kobe-Huang
EUT : Complex Set-Top Box
Power rating : DC 19V From Adpter Input AC 120V/60Hz
Test Mode : IEEE802.11acVHT40 CH159 5795MHz Tx Mode
M/N : P2571

No.	Freq. (MHz)	Ant. Factor (dB/m)	Cable Loss (dB)	AMP factor (dB)	Reading (dBuV)	Emission Level (dBuV/m)	Limits (dBuV/m)	Margin (dB)	Remark
1	4825.000	32.89	8.58	35.70	37.52	43.29	74.00	30.71	Peak
2	5795.000	34.12	9.60	35.70	95.49	103.51	74.00	-29.51	Peak

Remarks: 1. Emission Level= Antenna Factor + Cable Loss + Reading -Amp Factor
2. The emission levels that are 20dB below the official limit are not reported.

Data: 114 File: F:\2014 Report\N\NAVIDA\ACS14Q1958 -FCC ID WIFI 5G Band4.EM6 (132)

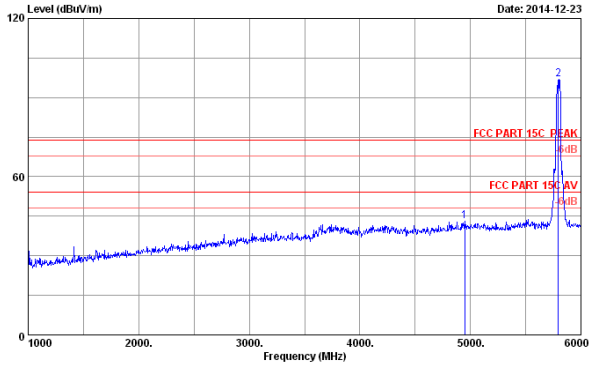

Site no. : 3m Chamber Data no. : 114
Dis. / Ant. : 3m 2014 3115 (4580) Ant. pol. : VERTICAL
Limit : FCC PART 15C PEAK
Env. / Ins. : 23*C/54%
Engineer : Kobe-Huang
EUT : Complex Set-Top Box
Power rating : DC 19V From Adpter Input AC 120V/60Hz
Test Mode : IEEE802.11acVHT40 CH159 5795MHz Tx Mode
M/N : P2571

No.	Freq. (MHz)	Ant. Factor (dB/m)	Cable Loss (dB)	AMP factor (dB)	Reading (dBuV)	Emission Level (dBuV/m)	Limits (dBuV/m)	Margin (dB)	Remark
1	4950.000	33.11	8.71	35.70	36.90	43.02	74.00	30.98	Peak
2	5795.000	34.12	9.60	35.70	88.79	96.81	74.00	-22.81	Peak

Remarks: 1. Emission Level= Antenna Factor + Cable Loss + Reading -Amp Factor
2. The emission levels that are 20dB below the official limit are not reported.

Data: 117 File: F:\2014 Report\N\NAVIDA\ACS14Q1958 -FCC ID WIFI 5G Band4.EM6 (132)

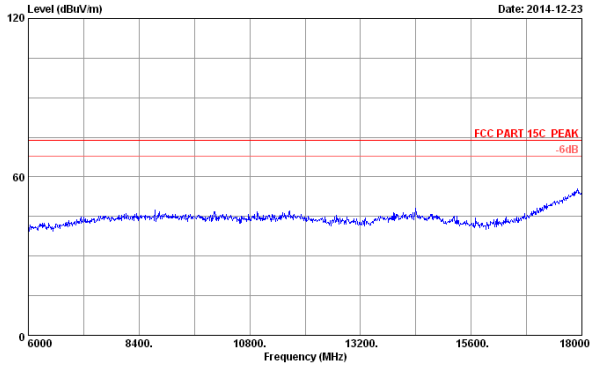

Site no. : 3m Chamber Data no. : 117
Dis. / Ant. : 3m 2014 3115 (4580) Ant. pol. : HORIZONTAL
Limit : FCC PART 15C PEAK
Env. / Ins. : 23*C/54%
Engineer : Kobe-Huang
EUT : Complex Set-Top Box
Power rating : DC 19V From Adpter Input AC 120V/60Hz
Test Mode : IEEE802.11acVHT40 CH159 5795MHz Tx Mode
M/N : P2571

Data: 115 File: F:\2014 Report\N\NAVIDA\ACS14Q1958 -FCC ID WIFI 5G Band4.EM6 (132)

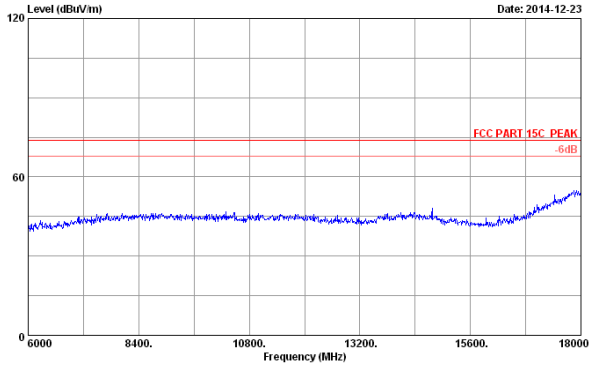

Site no. : 3m Chamber Data no. : 115
Dis. / Ant. : 3m 2014 3115 (4580) Ant. pol. : VERTICAL
Limit : FCC PART 15C PEAK
Env. / Ins. : 23*C/54%
Engineer : Kobe-Huang
EUT : Complex Set-Top Box
Power rating : DC 19V From Adpter Input AC 120V/60Hz
Test Mode : IEEE802.11acVHT40 CH159 5795MHz Tx Mode
M/N : P2571

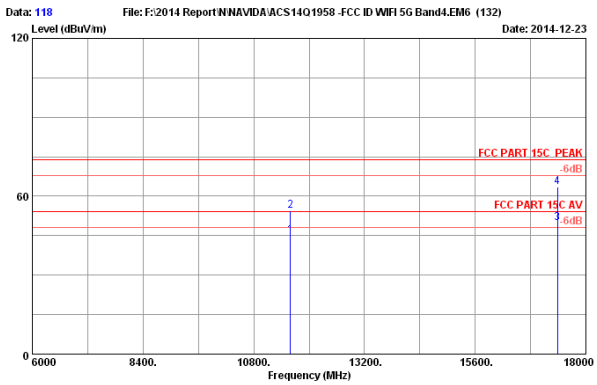

Site no. : 3m Chamber Data no. : 118
Dis. / Ant. : 3m 2014 3115 (4580) Ant. pol. : HORIZONTAL
Limit : FCC PART 15C PEAK
Env. / Ins. : 23*C/54%
Engineer : Kobe-Huang
EUT : Complex Set-Top Box
Power rating : DC 19V From Adpter Input AC 120V/60Hz
Test Mode : IEEE802.11acVHT40 CH159 5795MHz Tx Mode
M/N : P2571

No.	Freq. (MHz)	Ant. Factor (dB/m)	Cable Loss (dB)	AMP factor (dB)	Reading (dBuV)	Emission Level (dBuV/m)	Limits (dBuV/m)	Margin (dB)	Remark
1	11590.000	38.83	13.34	35.26	28.31	45.22	54.00	8.78	Average
2	11590.000	38.83	13.34	35.26	37.48	54.39	74.00	19.61	Peak
3	17385.000	43.05	16.92	34.82	24.67	49.82	54.00	4.18	Average
4	17385.000	43.05	16.92	34.82	38.47	63.62	74.00	10.38	Peak

Remarks: 1. Emission Level= Antenna Factor + Cable Loss + Reading -Amp Factor
2. The emission levels that are 20dB below the official limit are not reported.

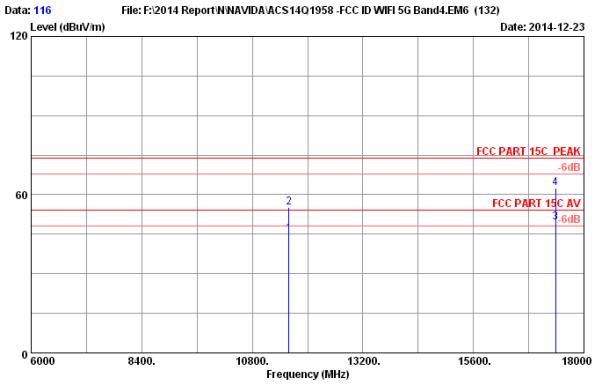

Site no. : 3m Chamber Data no. : 116
Dis. / Ant. : 3m 2014 3115 (4580) Ant. pol. : VERTICAL
Limit : FCC PART 15C PEAK
Env. / Ins. : 23*C/54%
Engineer : Kobe-Huang
EUT : Complex Set-Top Box
Power rating : DC 19V From Adpter Input AC 120V/60Hz
Test Mode : IEEE802.11acVHT40 CH159 5795MHz Tx Mode
M/N : P2571

No.	Freq. (MHz)	Ant. Factor (dB/m)	Cable Loss (dB)	AMP factor (dB)	Reading (dBuV)	Emission Level (dBuV/m)	Limits (dBuV/m)	Margin (dB)	Remark
1	11590.000	38.83	13.34	35.26	28.32	45.23	54.00	8.77	Average
2	11590.000	38.83	13.34	35.26	38.15	55.06	74.00	18.94	Peak
3	17385.000	43.05	16.92	34.82	24.25	49.40	54.00	4.60	Average
4	17385.000	43.05	16.92	34.82	37.43	62.58	74.00	11.42	Peak

Remarks: 1. Emission Level= Antenna Factor + Cable Loss + Reading -Amp Factor
2. The emission levels that are 20dB below the official limit are not reported.

IEEE 802.11acVHT80

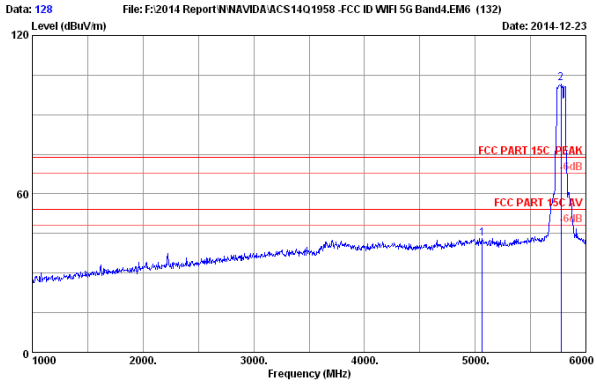

Site no. : 3m Chamber Data no. : 128
Dis. / Ant. : 3m 2014 3115 (4580) Ant. pol. : HORIZONTAL
Limit : FCC PART 15C PEAK
Env. / Ins. : 23*C/54%
Engineer : Kobe-Huang
EUT : Complex Set-Top Box
Power rating : DC 19V From Adpter Input AC 120V/60Hz
Test Mode : IEEE802.11acVHT80 CH155 5775MHz Tx Mode
M/N : P2571

No.	Freq. (MHz)	Ant. Factor (dB/m)	Cable Loss (dB)	AMP factor (dB)	Reading (dBuV)	Emission Level (dBuV/m)	Limits (dBuV/m)	Margin (dB)	Remark
1	5065.000	33.30	8.83	35.70	36.76	43.19	74.00	30.81	Peak
2	5775.000	34.11	9.58	35.70	94.01	102.00	74.00	-28.00	Peak

Remarks: 1. Emission Level= Antenna Factor + Cable Loss + Reading -Amp Factor
2. The emission levels that are 20dB below the official limit are not reported.

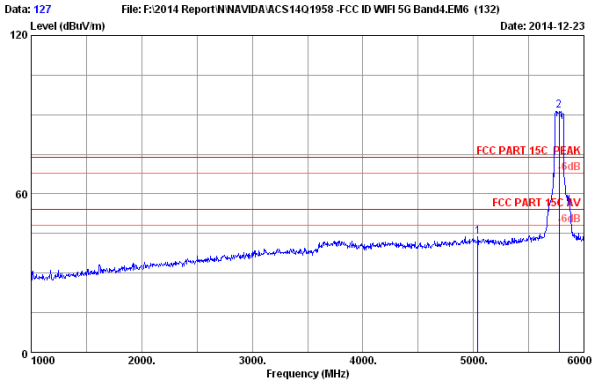

Site no. : 3m Chamber Data no. : 127
Dis. / Ant. : 3m 2014 3115 (4580) Ant. pol. : VERTICAL
Limit : FCC PART 15C PEAK
Env. / Ins. : 23*C/54%
Engineer : Kobe-Huang
EUT : Complex Set-Top Box
Power rating : DC 19V From Adpter Input AC 120V/60Hz
Test Mode : IEEE802.11acVHT80 CH155 5775MHz Tx Mode
M/N : P2571

No.	Freq. (MHz)	Ant. Factor (dB/m)	Cable Loss (dB)	AMP factor (dB)	Reading (dBuV)	Emission Level (dBuV/m)	Limits (dBuV/m)	Margin (dB)	Remark
1	5040.000	33.26	8.81	35.70	37.38	43.75	74.00	30.25	Peak
2	5775.000	34.11	9.58	35.70	83.62	91.61	74.00	-17.61	Peak

Remarks: 1. Emission Level= Antenna Factor + Cable Loss + Reading -Amp Factor
2. The emission levels that are 20dB below the official limit are not reported.

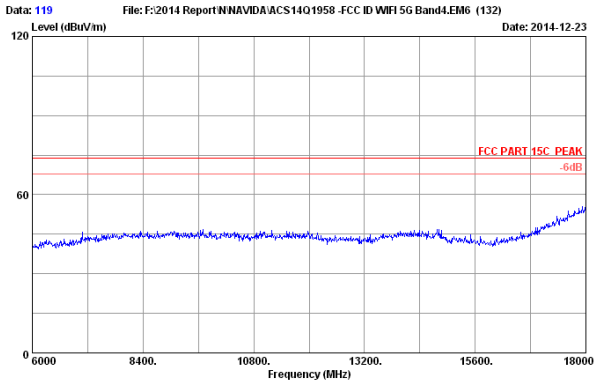

Site no. : 3m Chamber Data no. : 119
Dis. / Ant. : 3m 2014 3115 (4580) Ant. pol. : HORIZONTAL
Limit : FCC PART 15C PEAK
Env. / Ins. : 23*C/54%
Engineer : Kobe-Huang
EUT : Complex Set-Top Box
Power rating : DC 19V From Adpter Input AC 120V/60Hz
Test Mode : IEEE802.11acVHT80 CH155 5775MHz Tx Mode
M/N : P2571

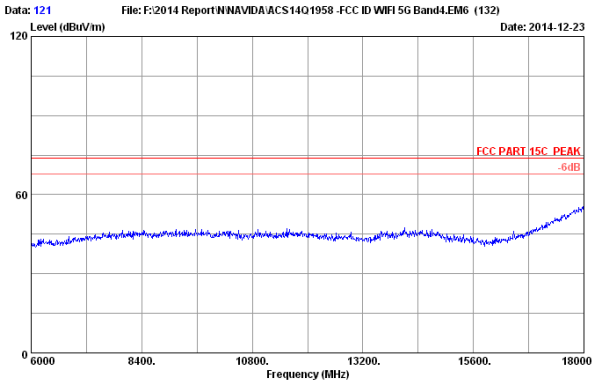

Site no. : 3m Chamber Data no. : 121
Dis. / Ant. : 3m 2014 3115 (4580) Ant. pol. : VERTICAL
Limit : FCC PART 15C PEAK
Env. / Ins. : 23*C/54%
Engineer : Kobe-Huang
EUT : Complex Set-Top Box
Power rating : DC 19V From Adpter Input AC 120V/60Hz
Test Mode : IEEE802.11acVHT80 CH155 5775MHz Tx Mode
M/N : P2571

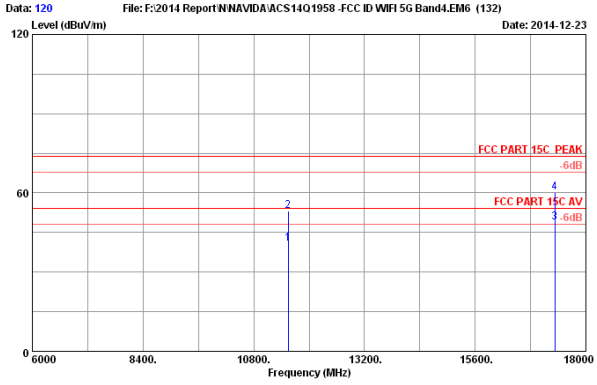

Site no. : 3m Chamber Data no. : 120
Dis. / Ant. : 3m 2014 3115 (4580) Ant. pol. : HORIZONTAL
Limit : FCC PART 15C PEAK
Env. / Ins. : 23*C/54%
Engineer : Kobe-Huang
EUT : Complex Set-Top Box
Power rating : DC 19V From Adpter Input AC 120V/60Hz
Test Mode : IEEE802.11acVHT80 CH155 5775MHz Tx Mode
M/N : P2571

No.	Freq. (MHz)	Ant. Factor (dB/m)	Cable Loss (dB)	AMP factor (dB)	Reading (dBuV)	Emission Level (dBuV/m)	Limits (dBuV/m)	Margin (dB)	Remark
1	11550.000	38.77	13.31	35.27	24.04	40.85	54.00	13.15	Average
2	11550.000	38.77	13.31	35.27	36.39	53.20	74.00	20.80	Peak
3	17325.000	42.76	16.88	34.83	24.12	48.93	54.00	5.07	Average
4	17325.000	42.76	16.88	34.83	35.48	60.29	74.00	13.71	Peak

Remarks: 1. Emission Level= Antenna Factor + Cable Loss + Reading -Amp Factor
2. The emission levels that are 20dB below the official limit are not reported.

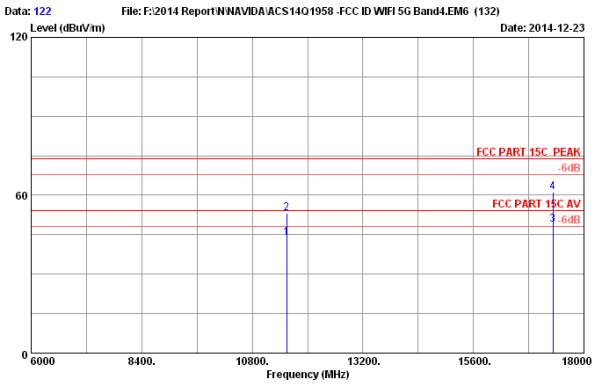

Site no. : 3m Chamber Data no. : 122
Dis. / Ant. : 3m 2014 3115 (4580) Ant. pol. : VERTICAL
Limit : FCC PART 15C PEAK
Env. / Ins. : 23*C/54%
Engineer : Kobe-Huang
EUT : Complex Set-Top Box
Power rating : DC 19V From Adpter Input AC 120V/60Hz
Test Mode : IEEE802.11acVHT80 CH155 5775MHz Tx Mode
M/N : P2571

No.	Freq. (MHz)	Ant. Factor (dB/m)	Cable Loss (dB)	AMP factor (dB)	Reading (dBuV)	Emission Level (dBuV/m)	Limits (dBuV/m)	Margin (dB)	Remark
1	11550.000	38.77	13.31	35.27	27.04	43.85	54.00	10.15	Average
2	11550.000	38.77	13.31	35.27	36.22	53.03	74.00	20.97	Peak
3	17325.000	42.76	16.88	34.83	24.02	48.83	54.00	5.17	Average
4	17325.000	42.76	16.88	34.83	36.27	61.08	74.00	12.92	Peak

Remarks: 1. Emission Level= Antenna Factor + Cable Loss + Reading -Amp Factor
2. The emission levels that are 20dB below the official limit are not reported.

5. BAND EDGE COMPLIANCE TEST

5.1.Test Equipment

Item	Equipment	Manufacturer	Model No.	Serial No.	Last Cal.	Cal. Interval
1.	Spectrum	Agilent	E4446A	US44300459	Apr. 28,14	1 Year
2.	Amp	HP	8449B	3008A02495	Apr. 28,14	1 Year
3.	Horn Antenna	ETS	3115	9510-4580	Jun. 06, 14	1 Year
4.	HF Cable	Hubersuhner	Sucoflex104	274094/4	Apr. 28,14	1 Year
5	RF Cable	Hubersuhner	Sucoflex102	28610/2	Apr. 28,14	1 Year

5.2.Limit

For transmitters operating in the 5.15-5.25 GHz,all emissions outside of thoseband shall not exceed an EIRP of -27 dBm/MHz. For transmitters operating in the 5.725-5.85 GHz band: All emissions within the frequency range from the band edge to 10 MHz above or below the band edge shall not exceed an e.i.r.p. of −17 dBm/MHz; for frequencies 10 MHz or greater above or below the band edge, emissions shall not exceed an e.i.r.p. of −27 dBm/MHz

5.3.Test Produce

1. The EUT is placed on a turntable, which is 0.8m above the ground plane and worked at highest radiated power.
2. The turntable was rotated for 360 degrees to determine the position of maximum emission level.
3. EUT is set 3m away from the receiving antenna, which is varied from 1m to 4m to find out the highest emission.
4. Set the spectrum analyzer in the following setting in order to capture the lower and upper band-edges of the emission:
   (a) PEAK: RBW=1MHz; VBW=3MHz; Sweep=AUTO
   (b) AVERAGE: RBW=1MHz; VBW=10Hz; Sweep=AUTO
5. Per KDB789033 clause H 2)d).if the test distance is 3m,the EIRP(dBm)=E(dBuv/m)-95.2 Get the final compare with limit.

5.4.Test Results

Pass (The testing data was attached in the next pages.)

Mode	Emission Level * (dBμV/m)	EIRP (dBm/MHz)	Limit (dBm/MHz)	Conclusion
U-NII 5180-5240MHz Band:				
11a	58.95	-36.25	-27	Pass
11n HT20	65.29	-29.91	-27	Pass
11n HT40	64.82	-30.38	-27	Pass
11acVHT20	64.15	-31.05	-27	Pass
11acVHT40	67.57	-27.63	-27	Pass
11acVHT80	64.36	-30.84	-27	Pass
U-NII 5745-5825MHz Band:				
11a	58.11@5447.17MHz	-37.09	-27	Pass
	75.73@5725MHz	-19.47	-17	Pass
	69.42@5851MHz	-25.78	-17	Pass
	59.17@7250.135MHz	-36.03	-27	Pass
11n HT20	63.38@5715MHz	-31.82	-27	Pass
	74.32@5725MHz	-20.88	-17	Pass
	72.30@5851MHz	-22.90	-17	Pass
	61.40@7250MHz	-33.80	-27	Pass
11n HT40	53.76@5457.93MHz	-41.44	-27	Pass
	73.29@5725MHz	-21.91	-17	Pass
	68.59@5851MHz	-26.61	-17	Pass
	60.91@7250MHz	-34.29	-27	Pass
11acVHT20	57.42@5425.85MHz	-37.78	-27	Pass
	75.74@5725MHz	-19.46	-17	Pass
	71.05@5851MHz	-24.15	-17	Pass
	59.88@7250MHz	-35.32	-27	Pass
11acVHT40	48.38@5405.9MHz	-46.82	-27	Pass
	75.31@5725MHz	-19.89	-17	Pass
	69.26@5851MHz	-25.94	-17	Pass
	53.29@7250MHz	-41.91	-27	Pass
11acVHT80	48.67@5460MHz	-46.53	-27	Pass
	75.31@5715MHz	-19.89	-17	Pass
	75.80@5851MHz	-19.40	-17	Pass
	54.93@7250MHz	-40.27	-27	Pass

(* the worse case result for each mode)

U-NII 5180-5240MHz Band:
IEEE 802.11a

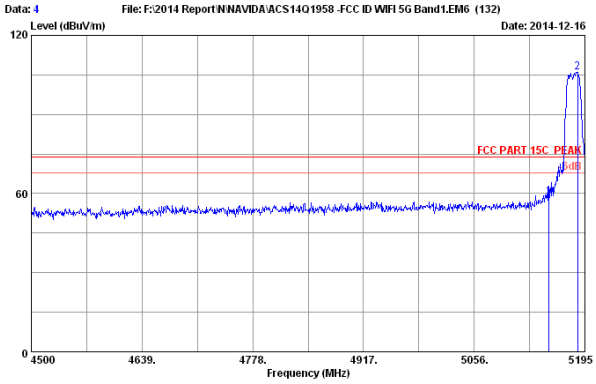

Site no. : 3m Chamber Data no. : 4
Dis. / Ant. : 3m 2014 3115 (4580) Ant. pol. : HORIZONTAL
Limit : FCC PART 15C PEAK
Env. / Ins. : 23*C/54%
Engineer : Kobe-Huang
EUT : Complex Set-Top Box
Power rating : DC 19V From Adpter Input AC 120V/60Hz
Test Mode : IEEE802.11a 5180MHz Tx Mode
M/N : P2571

No.	Freq. (MHz)	Ant. Factor (dB/m)	Cable Loss (dB)	AMP factor (dB)	Reading (dBuV)	Emission Level (dBuV/m)	Limits (dBuV/m)	Margin (dB)	Remark
1	5150.000	33.44	8.92	35.70	52.29	58.95	74.00	15.05	Peak
2	5185.965	33.50	8.96	35.70	99.33	106.09	74.00	-32.09	Peak

Remarks: 1. Emission Level= Antenna Factor + Cable Loss + Reading -Amp Factor
2. The emission levels that are 20dB below the official limit are not reported.

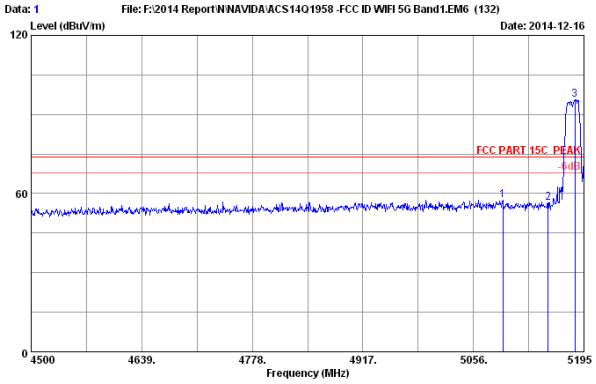

Site no. : 3m Chamber Data no. : 1
Dis. / Ant. : 3m 2014 3115 (4580) Ant. pol. : VERTICAL
Limit : FCC PART 15C PEAK
Env. / Ins. : 23*C/54%
Engineer : Kobe-Huang
EUT : Complex Set-Top Box
Power rating : DC 19V From Adpter Input AC 120V/60Hz
Test Mode : IEEE802.11a 5180MHz Tx Mode
M/N : P2571

No.	Freq. (MHz)	Ant. Factor (dB/m)	Cable Loss (dB)	AMP factor (dB)	Reading (dBuV)	Emission Level (dBuV/m)	Limits (dBuV/m)	Margin (dB)	Remark
1	5092.835	33.35	8.86	35.70	51.03	57.54	74.00	16.46	Peak
2	5150.000	33.44	8.92	35.70	49.71	56.37	74.00	17.63	Peak
3	5183.880	33.49	8.96	35.70	88.72	95.47	74.00	-21.47	Peak

Remarks: 1. Emission Level= Antenna Factor + Cable Loss + Reading -Amp Factor
2. The emission levels that are 20dB below the official limit are not reported.

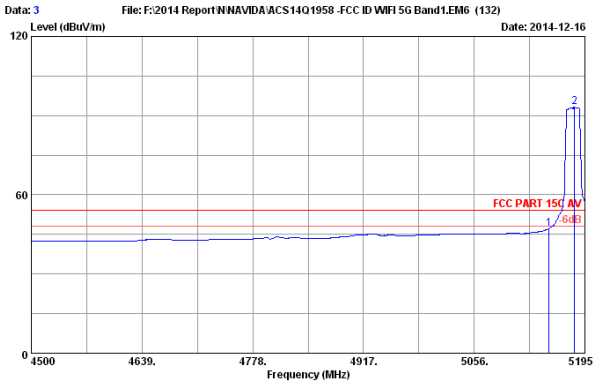

Site no. : 3m Chamber Data no. : 3
Dis. / Ant. : 3m 2014 3115 (4580) Ant. pol. : HORIZONTAL
Limit : FCC PART 15C AV
Env. / Ins. : 23*C/54%
Engineer : Kobe-Huang
EUT : Complex Set-Top Box
Power rating : DC 19V From Adpter Input AC 120V/60Hz
Test Mode : IEEE802.11a 5180MHz Tx Mode
M/N : P2571

No.	Freq. (MHz)	Ant. Factor (dB/m)	Cable Loss (dB)	AMP factor (dB)	Reading (dBuV)	Emission Level (dBuV/m)	Limits (dBuV/m)	Margin (dB)	Remark
1	5150.000	33.44	8.92	35.70	40.54	47.20	54.00	6.80	Average
2	5181.795	33.49	8.96	35.70	86.39	93.14	54.00	-39.14	Average

Remarks: 1. Emission Level= Antenna Factor + Cable Loss + Reading -Amp Factor
2. The emission levels that are 20dB below the official limit are not reported.

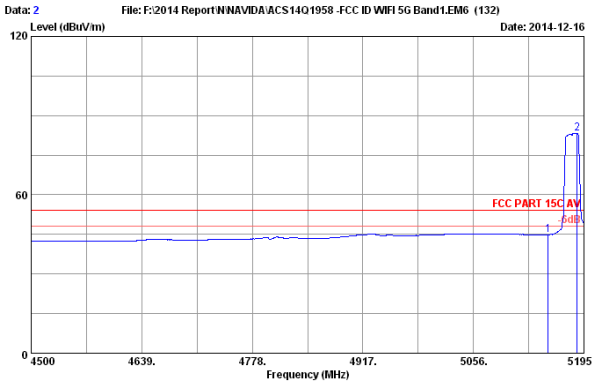

Site no. : 3m Chamber Data no. : 2
Dis. / Ant. : 3m 2014 3115 (4580) Ant. pol. : VERTICAL
Limit : FCC PART 15C AV
Env. / Ins. : 23*C/54%
Engineer : Kobe-Huang
EUT : Complex Set-Top Box
Power rating : DC 19V From Adpter Input AC 120V/60Hz
Test Mode : IEEE802.11a 5180MHz Tx Mode
M/N : P2571

No.	Freq. (MHz)	Ant. Factor (dB/m)	Cable Loss (dB)	AMP factor (dB)	Reading (dBuV)	Emission Level (dBuV/m)	Limits (dBuV/m)	Margin (dB)	Remark
1	5150.000	33.44	8.92	35.70	38.20	44.86	54.00	9.14	Average
2	5186.660	33.50	8.96	35.70	76.48	83.24	54.00	-29.24	Average

Remarks: 1. Emission Level= Antenna Factor + Cable Loss + Reading -Amp Factor
2. The emission levels that are 20dB below the official limit are not reported.

Data: 26 File: F:\2014 Report\N\NAVIDA\ACS14Q1958 -FCC ID WIFI 5G Band1.EM6 (132)

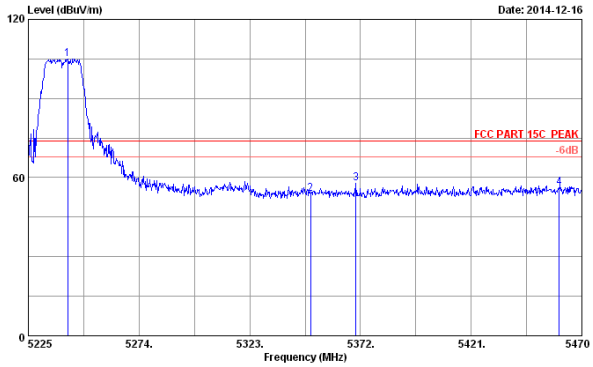

Site no. : 3m Chamber Data no. : 26
Dis. / Ant. : 3m 2014 3115 (4580) Ant. pol. : HORIZONTAL
Limit : FCC PART 15C PEAK
Env. / Ins. : 23*C/54%
Engineer : Kobe-Huang
EUT : Complex Set-Top Box
Power rating : DC 19V From Adpter Input AC 120V/60Hz
Test Mode : IEEE802.11a 5240MHz Tx Mode
M/N : P2571

No.	Freq. (MHz)	Ant. Factor (dB/m)	Cable Loss (dB)	AMP factor (dB)	Reading (dBuV)	Emission Level (dBuV/m)	Limits (dBuV/m)	Margin (dB)	Remark
1	5242.395	33.59	9.02	35.70	98.04	104.95	74.00	-30.95	Peak
2	5350.000	33.76	9.13	35.70	46.50	53.69	74.00	20.31	Peak
3	5370.040	33.79	9.15	35.70	50.73	57.97	74.00	16.03	Peak
4	5460.000	33.94	9.25	35.70	48.52	56.01	74.00	17.99	Peak

Remarks: 1. Emission Level= Antenna Factor + Cable Loss + Reading -Amp Factor
2. The emission levels that are 20dB below the official limit are not reported.

Data: 23 File: F:\2014 Report\N\NAVIDA\ACS14Q1958 -FCC ID WIFI 5G Band1.EM6 (132)

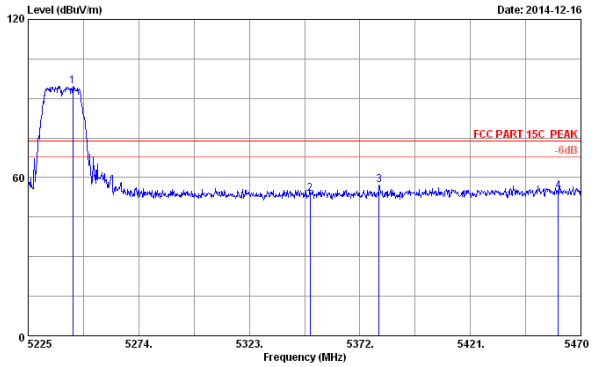

Site no. : 3m Chamber Data no. : 23
Dis. / Ant. : 3m 2014 3115 (4580) Ant. pol. : VERTICAL
Limit : FCC PART 15C PEAK
Env. / Ins. : 23*C/54%
Engineer : Kobe-Huang
EUT : Complex Set-Top Box
Power rating : DC 19V From Adpter Input AC 120V/60Hz
Test Mode : IEEE802.11a 5240MHz Tx Mode
M/N : P2571

No.	Freq. (MHz)	Ant. Factor (dB/m)	Cable Loss (dB)	AMP factor (dB)	Reading (dBuV)	Emission Level (dBuV/m)	Limits (dBuV/m)	Margin (dB)	Remark
1	5244.845	33.59	9.02	35.70	87.71	94.62	74.00	-20.62	Peak
2	5350.000	33.76	9.13	35.70	46.46	53.65	74.00	20.35	Peak
3	5380.575	33.81	9.16	35.70	49.83	57.10	74.00	16.90	Peak
4	5460.000	33.94	9.25	35.70	47.37	54.86	74.00	19.14	Peak

Remarks: 1. Emission Level= Antenna Factor + Cable Loss + Reading -Amp Factor
2. The emission levels that are 20dB below the official limit are not reported.

Data: 25 File: F:\2014 Report\N\NAVIDA\ACS14Q1958 -FCC ID WIFI 5G Band1.EM6 (132)

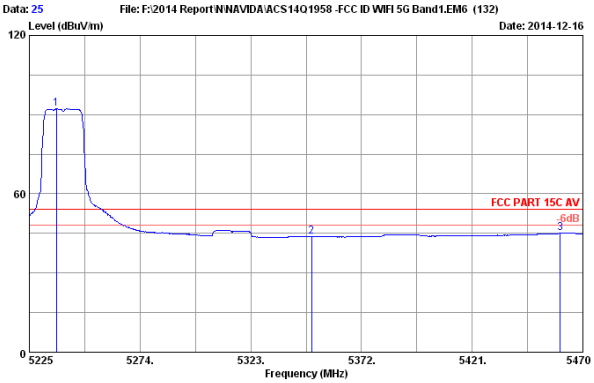

Site no. : 3m Chamber Data no. : 25
Dis. / Ant. : 3m 2014 3115 (4580) Ant. pol. : HORIZONTAL
Limit : FCC PART 15C AV
Env. / Ins. : 23*C/54%
Engineer : Kobe-Huang
EUT : Complex Set-Top Box
Power rating : DC 19V From Adpter Input AC 120V/60Hz
Test Mode : IEEE802.11a 5240MHz Tx Mode
M/N : P2571

No.	Freq. (MHz)	Ant. Factor (dB/m)	Cable Loss (dB)	AMP factor (dB)	Reading (dBuV)	Emission Level (dBuV/m)	Limits (dBuV/m)	Margin (dB)	Remark
1	5237.005	33.58	9.01	35.70	85.31	92.20	54.00	-38.20	Average
2	5350.000	33.76	9.13	35.70	36.63	43.82	54.00	10.18	Average
3	5460.000	33.94	9.25	35.70	37.51	45.00	54.00	9.00	Average

Remarks: 1. Emission Level= Antenna Factor + Cable Loss + Reading -Amp Factor
2. The emission levels that are 20dB below the official limit are not reported.

Data: 24 File: F:\2014 Report\N\NAVIDA\ACS14Q1958 -FCC ID WIFI 5G Band1.EM6 (132)

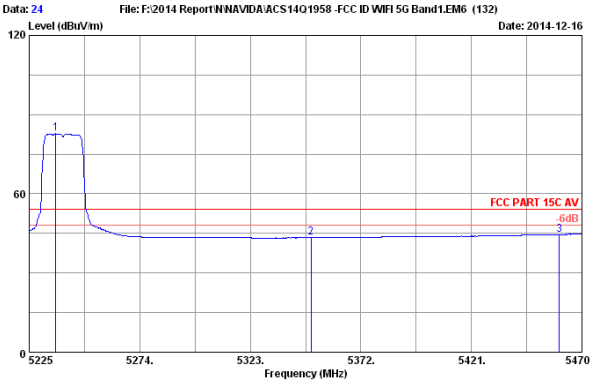

Site no. : 3m Chamber Data no. : 24
Dis. / Ant. : 3m 2014 3115 (4580) Ant. pol. : VERTICAL
Limit : FCC PART 15C AV
Env. / Ins. : 23*C/54%
Engineer : Kobe-Huang
EUT : Complex Set-Top Box
Power rating : DC 19V From Adpter Input AC 120V/60Hz
Test Mode : IEEE802.11a 5240MHz Tx Mode
M/N : P2571

No.	Freq. (MHz)	Ant. Factor (dB/m)	Cable Loss (dB)	AMP factor (dB)	Reading (dBuV)	Emission Level (dBuV/m)	Limits (dBuV/m)	Margin (dB)	Remark
1	5236.760	33.58	9.01	35.70	75.87	82.76	54.00	-28.76	Average
2	5350.000	33.76	9.13	35.70	36.16	43.35	54.00	10.65	Average
3	5460.000	33.94	9.25	35.70	37.06	44.55	54.00	9.45	Average

Remarks: 1. Emission Level= Antenna Factor + Cable Loss + Reading -Amp Factor
2. The emission levels that are 20dB below the official limit are not reported.

IEEE 802.11nHT20

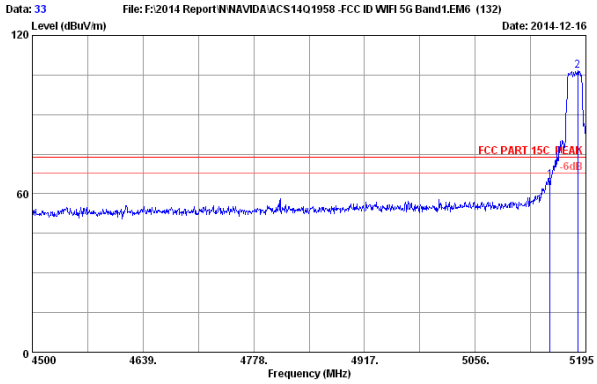

Site no. : 3m Chamber Data no. : 33
Dis. / Ant. : 3m 2014 3115 (4580) Ant. pol. : HORIZONTAL
Limit : FCC PART 15C PEAK
Env. / Ins. : 23*C/54%
Engineer : Kobe-Huang
EUT : Complex Set-Top Box
Power rating : DC 19V From Adpter Input AC 120V/60Hz
Test Mode : IEEE802.11nHT20 5180MHz Tx Mode
M/N : P2571

No.	Freq. (MHz)	Ant. Factor (dB/m)	Cable Loss (dB)	AMP factor (dB)	Reading (dBuV)	Emission Level (dBuV/m)	Limits (dBuV/m)	Margin (dB)	Remark
1	5150.000	33.44	8.92	35.70	58.63	65.29	74.00	8.71	Peak
2	5184.575	33.50	8.96	35.70	99.77	106.53	74.00	-32.53	Peak

Remarks: 1. Emission Level= Antenna Factor + Cable Loss + Reading -Amp Factor
2. The emission levels that are 20dB below the official limit are not reported.

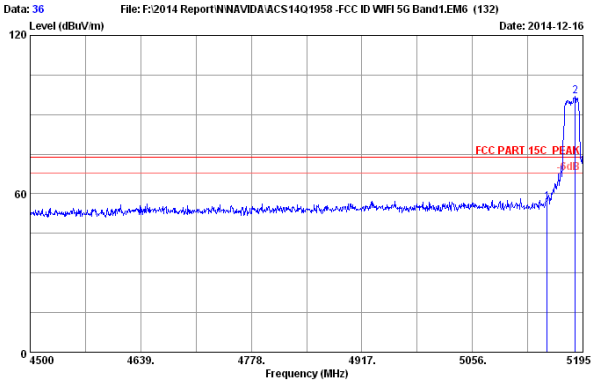

Site no. : 3m Chamber Data no. : 36
Dis. / Ant. : 3m 2014 3115 (4580) Ant. pol. : VERTICAL
Limit : FCC PART 15C PEAK
Env. / Ins. : 23*C/54%
Engineer : Kobe-Huang
EUT : Complex Set-Top Box
Power rating : DC 19V From Adpter Input AC 120V/60Hz
Test Mode : IEEE802.11nHT20 5180MHz Tx Mode
M/N : P2571

No.	Freq. (MHz)	Ant. Factor (dB/m)	Cable Loss (dB)	AMP factor (dB)	Reading (dBuV)	Emission Level (dBuV/m)	Limits (dBuV/m)	Margin (dB)	Remark
1	5150.000	33.44	8.92	35.70	50.05	56.71	74.00	17.29	Peak
2	5185.270	33.50	8.96	35.70	90.16	96.92	74.00	-22.92	Peak

Remarks: 1. Emission Level= Antenna Factor + Cable Loss + Reading -Amp Factor
2. The emission levels that are 20dB below the official limit are not reported.

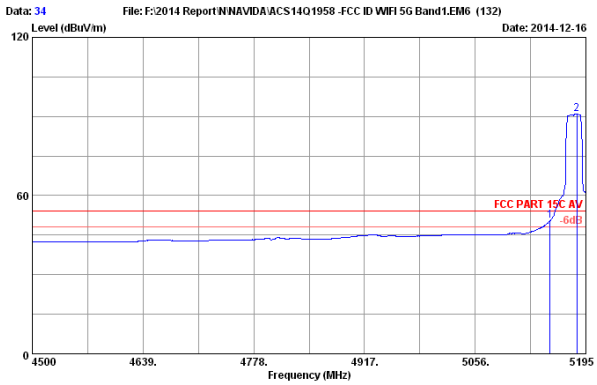

Site no. : 3m Chamber Data no. : 34
Dis. / Ant. : 3m 2014 3115 (4580) Ant. pol. : HORIZONTAL
Limit : FCC PART 15C AV
Env. / Ins. : 23*C/54%
Engineer : Kobe-Huang
EUT : Complex Set-Top Box
Power rating : DC 19V From Adpter Input AC 120V/60Hz
Test Mode : IEEE802.11nHT20 5180MHz Tx Mode
M/N : P2571

No.	Freq. (MHz)	Ant. Factor (dB/m)	Cable Loss (dB)	AMP factor (dB)	Reading (dBuV)	Emission Level (dBuV/m)	Limits (dBuV/m)	Margin (dB)	Remark
1	5150.000	33.44	8.92	35.70	43.71	50.37	54.00	3.63	Average
2	5183.880	33.49	8.96	35.70	84.14	90.89	54.00	-36.89	Average

Remarks: 1. Emission Level= Antenna Factor + Cable Loss + Reading -Amp Factor
2. The emission levels that are 20dB below the official limit are not reported.

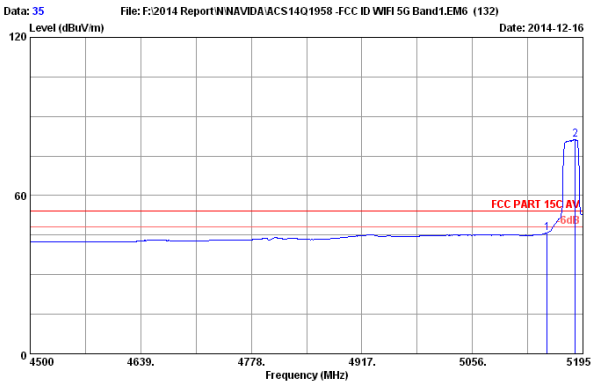

Site no. : 3m Chamber Data no. : 35
Dis. / Ant. : 3m 2014 3115 (4580) Ant. pol. : VERTICAL
Limit : FCC PART 15C AV
Env. / Ins. : 23*C/54%
Engineer : Kobe-Huang
EUT : Complex Set-Top Box
Power rating : DC 19V From Adpter Input AC 120V/60Hz
Test Mode : IEEE802.11nHT20 5180MHz Tx Mode
M/N : P2571

No.	Freq. (MHz)	Ant. Factor (dB/m)	Cable Loss (dB)	AMP factor (dB)	Reading (dBuV)	Emission Level (dBuV/m)	Limits (dBuV/m)	Margin (dB)	Remark
1	5150.000	33.44	8.92	35.70	39.24	45.90	54.00	8.10	Average
2	5185.270	33.50	8.96	35.70	74.44	81.20	54.00	-27.20	Average

Remarks: 1. Emission Level= Antenna Factor + Cable Loss + Reading -Amp Factor
2. The emission levels that are 20dB below the official limit are not reported.

Data: 46 File: F:\2014 Report\N\NAVIDA\ACS14Q1958 -FCC ID WIFI 5G Band1.EM6 (132)

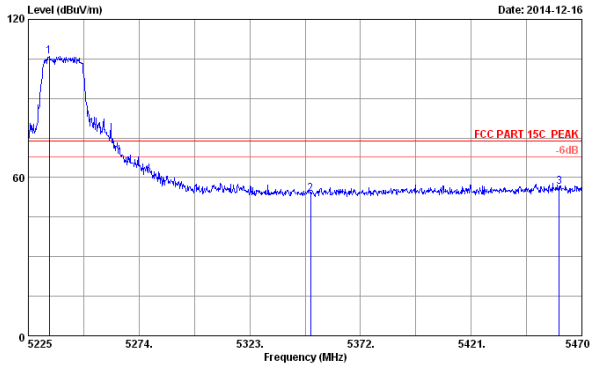

Site no. : 3m Chamber Data no. : 46
Dis. / Ant. : 3m 2014 3115 (4580) Ant. pol. : HORIZONTAL
Limit : FCC PART 15C PEAK
Env. / Ins. : 23*C/54%
Engineer : Kobe-Huang
EUT : Complex Set-Top Box
Power rating : DC 19V From Adpter Input AC 120V/60Hz
Test Mode : IEEE802.11nHT20 5240MHz Tx Mode
M/N : P2571

No.	Freq. (MHz)	Ant. Factor (dB/m)	Cable Loss (dB)	AMP factor (dB)	Reading (dBuV)	Emission Level (dBuV/m)	Limits (dBuV/m)	Margin (dB)	Remark
1	5234.310	33.57	9.01	35.70	99.05	105.93	74.00	-31.93	Peak
2	5350.000	33.76	9.13	35.70	46.64	53.83	74.00	20.17	Peak
3	5460.000	33.94	9.25	35.70	49.15	56.64	74.00	17.36	Peak

Remarks: 1. Emission Level= Antenna Factor + Cable Loss + Reading -Amp Factor
2. The emission levels that are 20dB below the official limit are not reported.

Data: 43 File: F:\2014 Report\N\NAVIDA\ACS14Q1958 -FCC ID WIFI 5G Band1.EM6 (132)

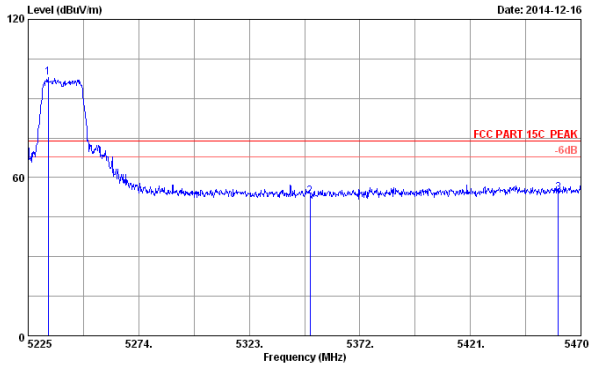

Site no. : 3m Chamber Data no. : 43
Dis. / Ant. : 3m 2014 3115 (4580) Ant. pol. : VERTICAL
Limit : FCC PART 15C PEAK
Env. / Ins. : 23*C/54%
Engineer : Kobe-Huang
EUT : Complex Set-Top Box
Power rating : DC 19V From Adpter Input AC 120V/60Hz
Test Mode : IEEE802.11nHT20 5240MHz Tx Mode
M/N : P2571

No.	Freq. (MHz)	Ant. Factor (dB/m)	Cable Loss (dB)	AMP factor (dB)	Reading (dBuV)	Emission Level (dBuV/m)	Limits (dBuV/m)	Margin (dB)	Remark
1	5233.820	33.57	9.01	35.70	90.90	97.78	74.00	-23.78	Peak
2	5350.000	33.76	9.13	35.70	45.57	52.76	74.00	21.24	Peak
3	5460.000	33.94	9.25	35.70	46.77	54.26	74.00	19.74	Peak

Remarks: 1. Emission Level= Antenna Factor + Cable Loss + Reading -Amp Factor
2. The emission levels that are 20dB below the official limit are not reported.

Data: 45 File: F:\2014 Report\N\NAVIDA\ACS14Q1958 -FCC ID WIFI 5G Band1.EM6 (132)

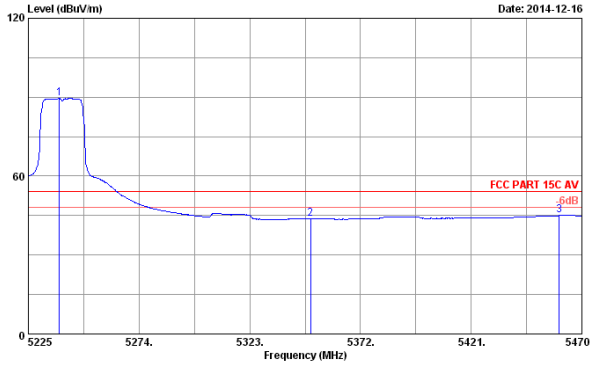

Site no. : 3m Chamber Data no. : 45
Dis. / Ant. : 3m 2014 3115 (4580) Ant. pol. : HORIZONTAL
Limit : FCC PART 15C AV
Env. / Ins. : 23*C/54%
Engineer : Kobe-Huang
EUT : Complex Set-Top Box
Power rating : DC 19V From Adpter Input AC 120V/60Hz
Test Mode : IEEE802.11nHT20 5240MHz Tx Mode
M/N : P2571

No.	Freq. (MHz)	Ant. Factor (dB/m)	Cable Loss (dB)	AMP factor (dB)	Reading (dBuV)	Emission Level (dBuV/m)	Limits (dBuV/m)	Margin (dB)	Remark
1	5238.720	33.58	9.02	35.70	82.64	89.54	54.00	-35.54	Average
2	5350.000	33.76	9.13	35.70	36.61	43.80	54.00	10.20	Average
3	5460.000	33.94	9.25	35.70	37.48	44.97	54.00	9.03	Average

Remarks: 1. Emission Level= Antenna Factor + Cable Loss + Reading -Amp Factor
2. The emission levels that are 20dB below the official limit are not reported.

Data: 44 File: F:\2014 Report\N\NAVIDA\ACS14Q1958 -FCC ID WIFI 5G Band1.EM6 (132)

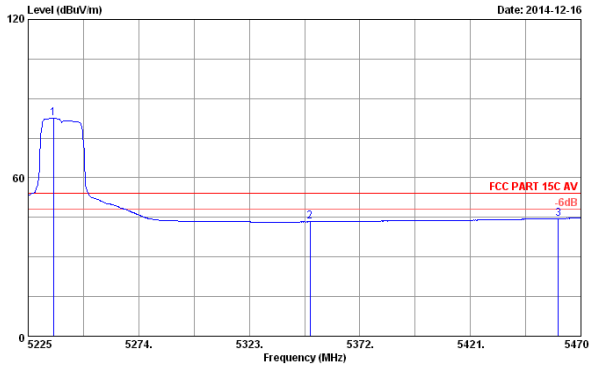

Site no. : 3m Chamber Data no. : 44
Dis. / Ant. : 3m 2014 3115 (4580) Ant. pol. : VERTICAL
Limit : FCC PART 15C AV
Env. / Ins. : 23*C/54%
Engineer : Kobe-Huang
EUT : Complex Set-Top Box
Power rating : DC 19V From Adpter Input AC 120V/60Hz
Test Mode : IEEE802.11nHT20 5240MHz Tx Mode
M/N : P2571

No.	Freq. (MHz)	Ant. Factor (dB/m)	Cable Loss (dB)	AMP factor (dB)	Reading (dBuV)	Emission Level (dBuV/m)	Limits (dBuV/m)	Margin (dB)	Remark
1	5236.270	33.58	9.01	35.70	75.66	82.55	54.00	-28.55	Average
2	5349.950	33.76	9.13	35.70	36.11	43.30	54.00	10.70	Average
3	5460.000	33.94	9.25	35.70	37.09	44.58	54.00	9.42	Average

Remarks: 1. Emission Level= Antenna Factor + Cable Loss + Reading -Amp Factor
2. The emission levels that are 20dB below the official limit are not reported.

IEEE 802.11nHT40

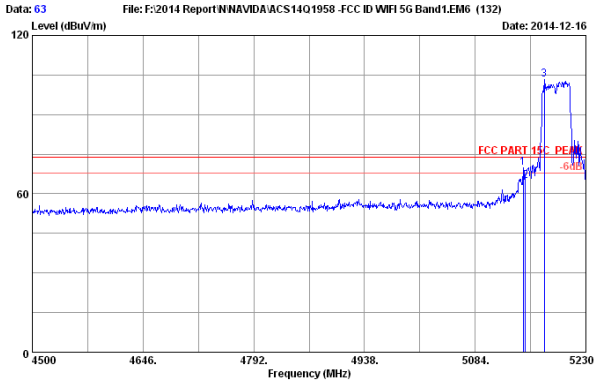

Site no. : 3m Chamber Data no. : 63
Dis. / Ant. : 3m 2014 3115 (4580) Ant. pol. : HORIZONTAL
Limit : FCC PART 15C PEAK
Env. / Ins. : 23*C/54%
Engineer : Kobe-Huang
EUT : Complex Set-Top Box
Power rating : DC 19V From Adpter Input AC 120V/60Hz
Test Mode : IEEE802.11nHT40 5190MHz Tx Mode
M/N : P2571

No.	Freq. (MHz)	Ant. Factor (dB/m)	Cable Loss (dB)	AMP factor (dB)	Reading (dBuV)	Emission Level (dBuV/m)	Limits (dBuV/m)	Margin (dB)	Remark
1	5147.510	33.44	8.92	35.70	63.32	69.98	74.00	4.02	Peak
2	5150.000	33.44	8.92	35.70	58.16	64.82	74.00	9.18	Peak
3	5175.250	33.48	8.95	35.70	96.41	103.14	74.00	-29.14	Peak

Remarks: 1. Emission Level= Antenna Factor + Cable Loss + Reading -Amp Factor
2. The emission levels that are 20dB below the official limit are not reported.

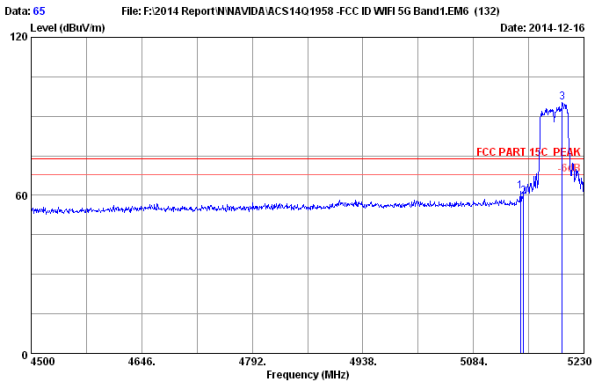

Site no. : 3m Chamber Data no. : 65
Dis. / Ant. : 3m 2014 3115 (4580) Ant. pol. : VERTICAL
Limit : FCC PART 15C PEAK
Env. / Ins. : 23*C/54%
Engineer : Kobe-Huang
EUT : Complex Set-Top Box
Power rating : DC 19V From Adpter Input AC 120V/60Hz
Test Mode : IEEE802.11nHT40 5190MHz Tx Mode
M/N : P2571

No.	Freq. (MHz)	Ant. Factor (dB/m)	Cable Loss (dB)	AMP factor (dB)	Reading (dBuV)	Emission Level (dBuV/m)	Limits (dBuV/m)	Margin (dB)	Remark
1	5146.050	33.43	8.92	35.70	54.87	61.52	74.00	12.48	Peak
2	5150.000	33.44	8.92	35.70	52.71	59.37	74.00	14.63	Peak
3	5201.530	33.52	8.98	35.70	88.46	95.26	74.00	-21.26	Peak

Remarks: 1. Emission Level= Antenna Factor + Cable Loss + Reading -Amp Factor
2. The emission levels that are 20dB below the official limit are not reported.

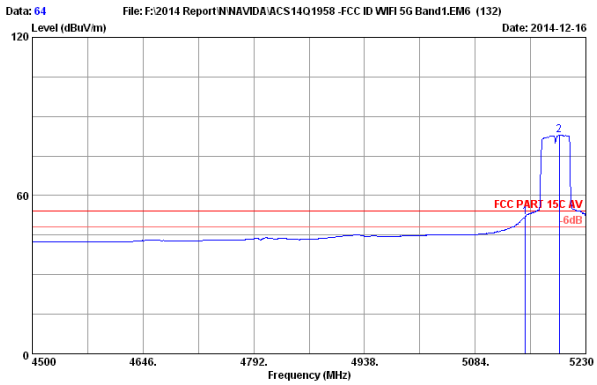

Site no. : 3m Chamber Data no. : 64
Dis. / Ant. : 3m 2014 3115 (4580) Ant. pol. : HORIZONTAL
Limit : FCC PART 15C AV
Env. / Ins. : 23*C/54%
Engineer : Kobe-Huang
EUT : Complex Set-Top Box
Power rating : DC 19V From Adpter Input AC 120V/60Hz
Test Mode : IEEE802.11nHT40 5190MHz Tx Mode
M/N : P2571

No.	Freq. (MHz)	Ant. Factor (dB/m)	Cable Loss (dB)	AMP factor (dB)	Reading (dBuV)	Emission Level (dBuV/m)	Limits (dBuV/m)	Margin (dB)	Remark
1	5150.000	33.44	8.92	35.70	45.14	51.80	54.00	2.20	Average
2	5194.960	33.51	8.97	35.70	76.10	82.88	54.00	-28.88	Average

Remarks: 1. Emission Level= Antenna Factor + Cable Loss + Reading -Amp Factor
2. The emission levels that are 20dB below the official limit are not reported.

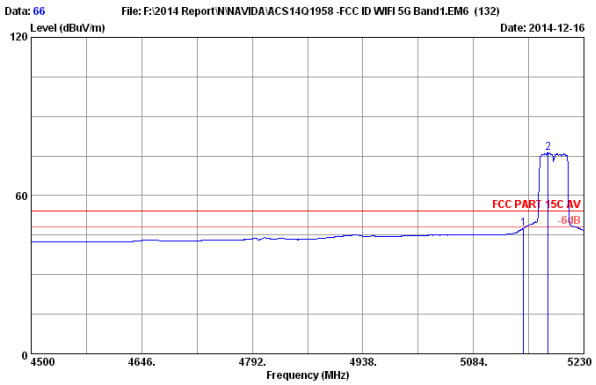

Site no. : 3m Chamber Data no. : 66
Dis. / Ant. : 3m 2014 3115 (4580) Ant. pol. : VERTICAL
Limit : FCC PART 15C AV
Env. / Ins. : 23*C/54%
Engineer : Kobe-Huang
EUT : Complex Set-Top Box
Power rating : DC 19V From Adpter Input AC 120V/60Hz
Test Mode : IEEE802.11nHT40 5190MHz Tx Mode
M/N : P2571

No.	Freq. (MHz)	Ant. Factor (dB/m)	Cable Loss (dB)	AMP factor (dB)	Reading (dBuV)	Emission Level (dBuV/m)	Limits (dBuV/m)	Margin (dB)	Remark
1	5150.000	33.44	8.92	35.70	40.82	47.48	54.00	6.52	Average
2	5182.550	33.49	8.96	35.70	69.53	76.28	54.00	-22.28	Average

Remarks: 1. Emission Level= Antenna Factor + Cable Loss + Reading -Amp Factor
2. The emission levels that are 20dB below the official limit are not reported.

Data: 54 File: F:\2014 Report\NNAVIDA\ACS14Q1958 -FCC ID WIFI 5G Band1.EM6 (132)

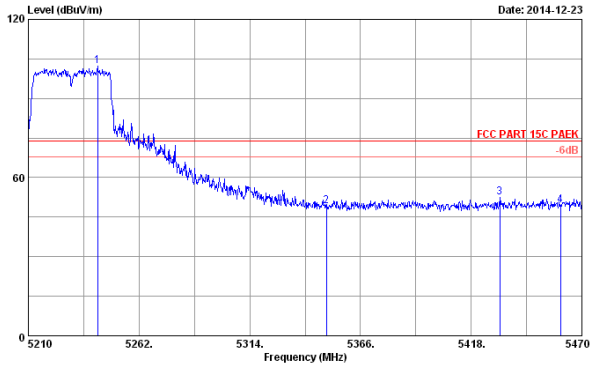

Site no. : 3m Chamber Data no. : 54
Dis. / Ant. : 3m 2014 3115 (4580) Ant. pol. : HORIZONTAL
Limit : FCC PART 15C PAEK
Env. / Ins. : 23*C/54%
Engineer : Kobe-Huang
EUT : Complex Set-Top Box
Power rating : DC 19V From Adpter Input AC 120V/60Hz
Test Mode : IEEE802.11nHT40 5230MHz Tx Mode
M/N : P2571

No.	Freq. (MHz)	Ant. Factor (dB/m)	Cable Loss (dB)	AMP factor (dB)	Reading (dBuV)	Emission Level (dBuV/m)	Limits (dBuV/m)	Margin (dB)	Remark
1	5242.500	33.59	9.02	35.70	95.29	102.20	74.00	-28.20	Peak
2	5350.000	33.76	9.13	35.70	42.06	49.25	74.00	24.75	Peak
3	5431.520	33.89	9.22	35.70	45.24	52.65	74.00	21.35	Peak
4	5460.000	33.94	9.25	35.70	41.87	49.36	74.00	24.64	Peak

Remarks: 1. Emission Level= Antenna Factor + Cable Loss + Reading -Amp Factor
2. The emission levels that are 20dB below the official limit are not reported.

Data: 55 File: F:\2014 Report\NNAVIDA\ACS14Q1958 -FCC ID WIFI 5G Band1.EM6 (132)

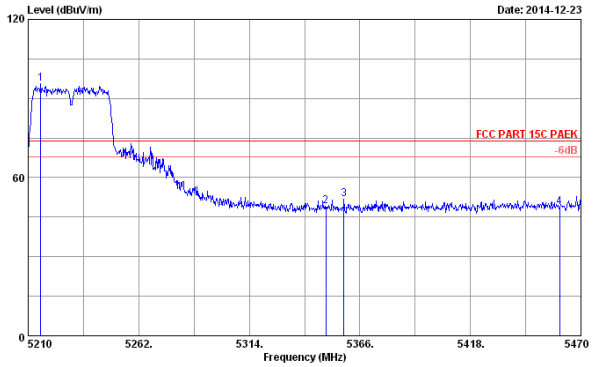

Site no. : 3m Chamber Data no. : 55
Dis. / Ant. : 3m 2014 3115 (4580) Ant. pol. : VERTICAL
Limit : FCC PART 15C PAEK
Env. / Ins. : 23*C/54%
Engineer : Kobe-Huang
EUT : Complex Set-Top Box
Power rating : DC 19V From Adpter Input AC 120V/60Hz
Test Mode : IEEE802.11nHT40 5230MHz Tx Mode
M/N : P2571

No.	Freq. (MHz)	Ant. Factor (dB/m)	Cable Loss (dB)	AMP factor (dB)	Reading (dBuV)	Emission Level (dBuV/m)	Limits (dBuV/m)	Margin (dB)	Remark
1	5215.980	33.55	8.99	35.70	88.76	95.60	74.00	-21.60	Peak
2	5350.000	33.76	9.13	35.70	41.82	49.01	74.00	24.99	Peak
3	5358.460	33.77	9.14	35.70	44.52	51.73	74.00	22.27	Peak
4	5460.000	33.94	9.25	35.70	41.38	48.87	74.00	25.13	Peak

Remarks: 1. Emission Level= Antenna Factor + Cable Loss + Reading -Amp Factor
2. The emission levels that are 20dB below the official limit are not reported.

Data: 53 File: F:\2014 Report\NNAVIDA\ACS14Q1958 -FCC ID WIFI 5G Band1.EM6 (132)

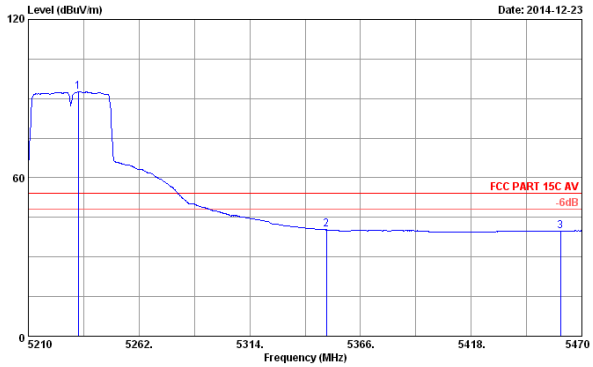

Site no. : 3m Chamber Data no. : 53
Dis. / Ant. : 3m 2014 3115 (4580) Ant. pol. : HORIZONTAL
Limit : FCC PART 15C AV
Env. / Ins. : 23*C/54%
Engineer : Kobe-Huang
EUT : Complex Set-Top Box
Power rating : DC 19V From Adpter Input AC 120V/60Hz
Test Mode : IEEE802.11nHT40 5230MHz Tx Mode
M/N : P2571

No.	Freq. (MHz)	Ant. Factor (dB/m)	Cable Loss (dB)	AMP factor (dB)	Reading (dBuV)	Emission Level (dBuV/m)	Limits (dBuV/m)	Margin (dB)	Remark
1	5233.400	33.57	9.01	35.70	85.70	92.58	54.00	-38.58	Average
2	5350.000	33.76	9.13	35.70	33.12	40.31	54.00	13.69	Average
3	5460.000	33.94	9.25	35.70	32.40	39.89	54.00	14.11	Average

Remarks: 1. Emission Level= Antenna Factor + Cable Loss + Reading -Amp Factor
2. The emission levels that are 20dB below the official limit are not reported.

Data: 56 File: F:\2014 Report\NNAVIDA\ACS14Q1958 -FCC ID WIFI 5G Band1.EM6 (132)

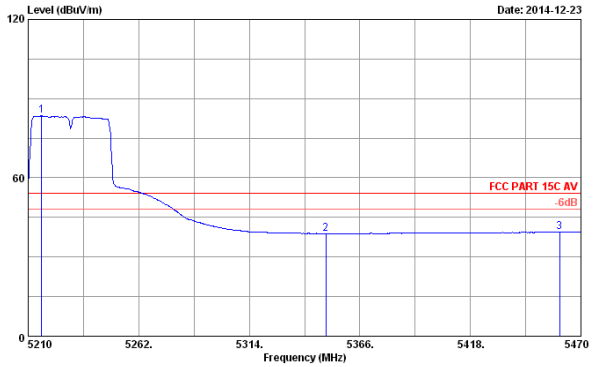

Site no. : 3m Chamber Data no. : 56
Dis. / Ant. : 3m 2014 3115 (4580) Ant. pol. : VERTICAL
Limit : FCC PART 15C AV
Env. / Ins. : 23*C/54%
Engineer : Kobe-Huang
EUT : Complex Set-Top Box
Power rating : DC 19V From Adpter Input AC 120V/60Hz
Test Mode : IEEE802.11nHT40 5230MHz Tx Mode
M/N : P2571

No.	Freq. (MHz)	Ant. Factor (dB/m)	Cable Loss (dB)	AMP factor (dB)	Reading (dBuV)	Emission Level (dBuV/m)	Limits (dBuV/m)	Margin (dB)	Remark
1	5216.240	33.55	8.99	35.70	76.65	83.49	54.00	-29.49	Average
2	5350.000	33.76	9.13	35.70	31.62	38.81	54.00	15.19	Average
3	5460.000	33.94	9.25	35.70	31.92	39.41	54.00	14.59	Average

Remarks: 1. Emission Level= Antenna Factor + Cable Loss + Reading -Amp Factor
2. The emission levels that are 20dB below the official limit are not reported.

IEEE 802.11acVHT20

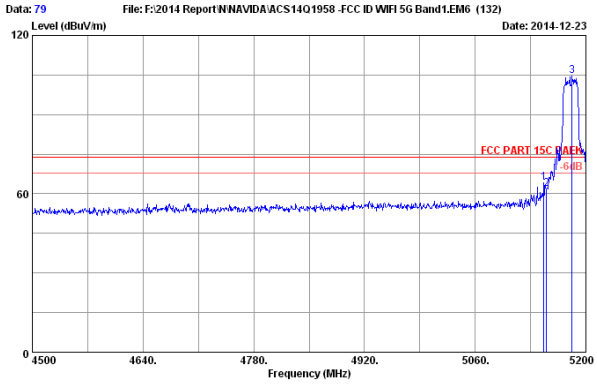

Site no. : 3m Chamber Data no. : 79
Dis. / Ant. : 3m 2014 3115 (4580) Ant. pol. : HORIZONTAL
Limit : FCC PART 15C PAEK
Env. / Ins. : 23*C/54%
Engineer : Kobe-Huang
EUT : Complex Set-Top Box
Power rating : DC 19V From Adpter Input AC 120V/60Hz
Test Mode : IEEE802.11acVHT20 5180MHz Tx Mode
M/N : P2571

No.	Freq. (MHz)	Ant. Factor (dB/m)	Cable Loss (dB)	AMP factor (dB)	Reading (dBuV)	Emission Level (dBuV/m)	Limits (dBuV/m)	Margin (dB)	Remark
1	5146.800	33.43	8.92	35.70	57.50	64.15	74.00	9.85	Peak
2	5150.300	33.44	8.92	35.70	55.05	61.71	74.00	12.29	Peak
3	5182.500	33.49	8.96	35.70	97.72	104.47	74.00	-30.47	Peak

Remarks: 1. Emission Level= Antenna Factor + Cable Loss + Reading -Amp Factor
2. The emission levels that are 20dB below the official limit are not reported.

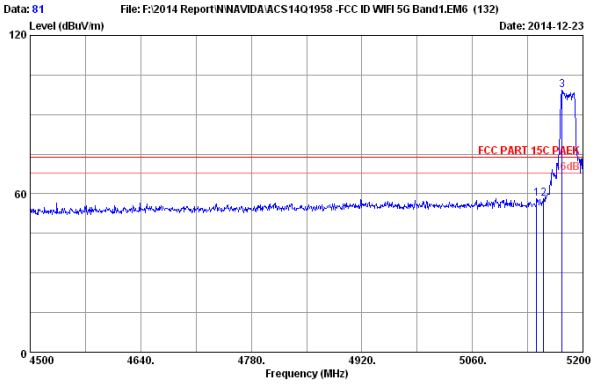

Site no. : 3m Chamber Data no. : 81
Dis. / Ant. : 3m 2014 3115 (4580) Ant. pol. : VERTICAL
Limit : FCC PART 15C PAEK
Env. / Ins. : 23*C/54%
Engineer : Kobe-Huang
EUT : Complex Set-Top Box
Power rating : DC 19V From Adpter Input AC 120V/60Hz
Test Mode : IEEE802.11acVHT20 5180MHz Tx Mode
M/N : P2571

No.	Freq. (MHz)	Ant. Factor (dB/m)	Cable Loss (dB)	AMP factor (dB)	Reading (dBuV)	Emission Level (dBuV/m)	Limits (dBuV/m)	Margin (dB)	Remark
1	5141.200	33.43	8.91	35.70	51.57	58.21	74.00	15.79	Peak
2	5150.300	33.44	8.92	35.70	51.48	58.14	74.00	15.86	Peak
3	5173.400	33.48	8.95	35.70	92.49	99.22	74.00	-25.22	Peak

Remarks: 1. Emission Level= Antenna Factor + Cable Loss + Reading -Amp Factor
2. The emission levels that are 20dB below the official limit are not reported.

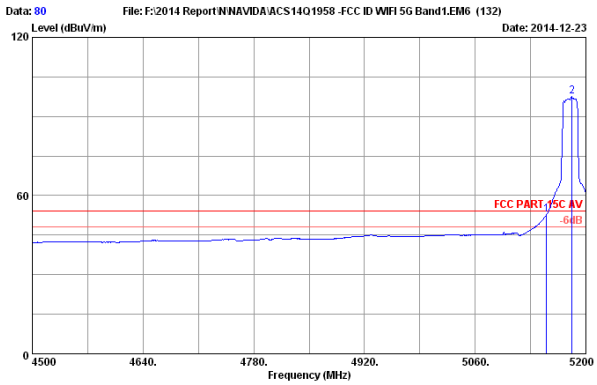

Site no. : 3m Chamber Data no. : 80
Dis. / Ant. : 3m 2014 3115 (4580) Ant. pol. : HORIZONTAL
Limit : FCC PART 15C AV
Env. / Ins. : 23*C/54%
Engineer : Kobe-Huang
EUT : Complex Set-Top Box
Power rating : DC 19V From Adpter Input AC 120V/60Hz
Test Mode : IEEE802.11acVHT20 5180MHz Tx Mode
M/N : P2571

No.	Freq. (MHz)	Ant. Factor (dB/m)	Cable Loss (dB)	AMP factor (dB)	Reading (dBuV)	Emission Level (dBuV/m)	Limits (dBuV/m)	Margin (dB)	Remark
1	5150.000	33.44	8.92	35.70	46.22	52.88	54.00	1.12	Average
2	5182.500	33.49	8.96	35.70	90.83	97.58	54.00	-43.58	Average

Remarks: 1. Emission Level= Antenna Factor + Cable Loss + Reading -Amp Factor
2. The emission levels that are 20dB below the official limit are not reported.

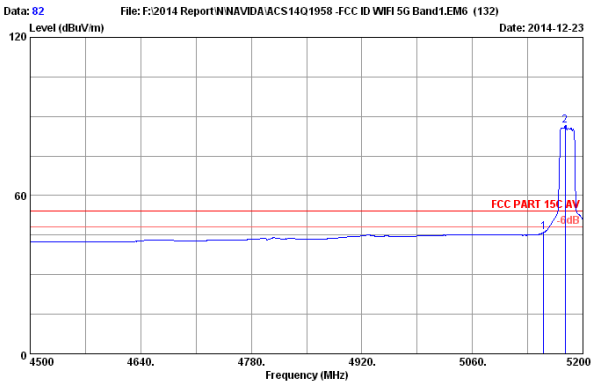

Site no. : 3m Chamber Data no. : 82
Dis. / Ant. : 3m 2014 3115 (4580) Ant. pol. : VERTICAL
Limit : FCC PART 15C AV
Env. / Ins. : 23*C/54%
Engineer : Kobe-Huang
EUT : Complex Set-Top Box
Power rating : DC 19V From Adpter Input AC 120V/60Hz
Test Mode : IEEE802.11acVHT20 5180MHz Tx Mode
M/N : P2571

No.	Freq. (MHz)	Ant. Factor (dB/m)	Cable Loss (dB)	AMP factor (dB)	Reading (dBuV)	Emission Level (dBuV/m)	Limits (dBuV/m)	Margin (dB)	Remark
1	5150.000	33.44	8.92	35.70	39.35	46.01	54.00	7.99	Average
2	5177.600	33.48	8.95	35.70	79.78	86.51	54.00	-32.51	Average

Remarks: 1. Emission Level= Antenna Factor + Cable Loss + Reading -Amp Factor
2. The emission levels that are 20dB below the official limit are not reported.

Data: 92 File: F:\2014 Report\N\NAVIDA\ACS14Q1958 -FCC ID WIFI 5G Band1.EM6 (132)

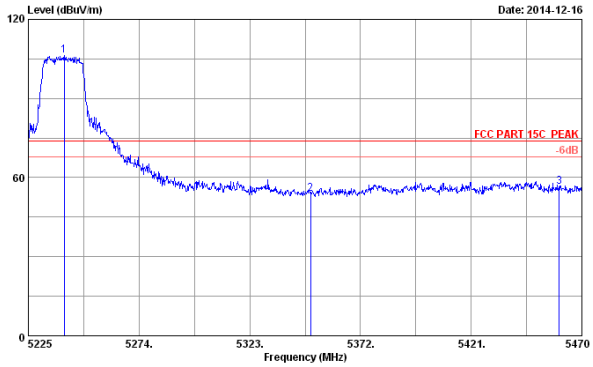

Site no. : 3m Chamber Data no. : 92
Dis. / Ant. : 3m 2014 3115 (4580) Ant. pol. : HORIZONTAL
Limit : FCC PART 15C PEAK
Env. / Ins. : 23*C/54%
Engineer : Kobe-Huang
EUT : Complex Set-Top Box
Power rating : DC 19V From Adpter Input AC 120V/60Hz
Test Mode : IEEE802.11acVHT20 5240MHz Tx Mode
M/N : P2571

No.	Freq. (MHz)	Ant. Factor (dB/m)	Cable Loss (dB)	AMP factor (dB)	Reading (dBuV)	Emission Level (dBuV/m)	Limits (dBuV/m)	Margin (dB)	Remark
1	5240.925	33.59	9.02	35.70	99.30	106.21	74.00	-32.21	Peak
2	5350.000	33.76	9.13	35.70	46.64	53.83	74.00	20.17	Peak
3	5460.000	33.94	9.25	35.70	49.15	56.64	74.00	17.36	Peak

Remarks: 1. Emission Level= Antenna Factor + Cable Loss + Reading -Amp Factor
2. The emission levels that are 20dB below the official limit are not reported.

Data: 89 File: F:\2014 Report\N\NAVIDA\ACS14Q1958 -FCC ID WIFI 5G Band1.EM6 (132)

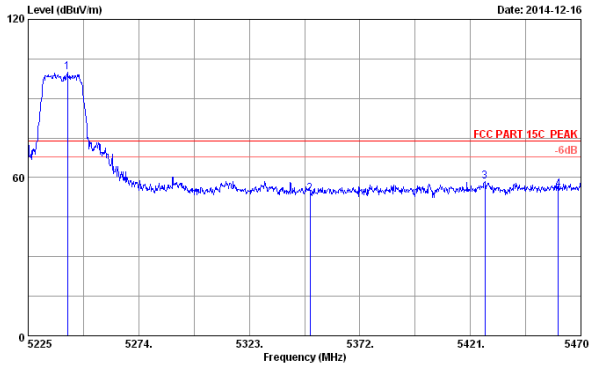

Site no. : 3m Chamber Data no. : 89
Dis. / Ant. : 3m 2014 3115 (4580) Ant. pol. : VERTICAL
Limit : FCC PART 15C PEAK
Env. / Ins. : 23*C/54%
Engineer : Kobe-Huang
EUT : Complex Set-Top Box
Power rating : DC 19V From Adpter Input AC 120V/60Hz
Test Mode : IEEE802.11acVHT20 5240MHz Tx Mode
M/N : P2571

No.	Freq. (MHz)	Ant. Factor (dB/m)	Cable Loss (dB)	AMP factor (dB)	Reading (dBuV)	Emission Level (dBuV/m)	Limits (dBuV/m)	Margin (dB)	Remark
1	5242.395	33.59	9.02	35.70	93.12	100.03	74.00	-26.03	Peak
2	5350.000	33.76	9.13	35.70	46.77	53.96	74.00	20.04	Peak
3	5427.370	33.88	9.21	35.70	50.96	58.35	74.00	15.65	Peak
4	5460.000	33.94	9.25	35.70	47.83	55.32	74.00	18.68	Peak

Remarks: 1. Emission Level= Antenna Factor + Cable Loss + Reading -Amp Factor
2. The emission levels that are 20dB below the official limit are not reported.

Data: 91 File: F:\2014 Report\N\NAVIDA\ACS14Q1958 -FCC ID WIFI 5G Band1.EM6 (132)

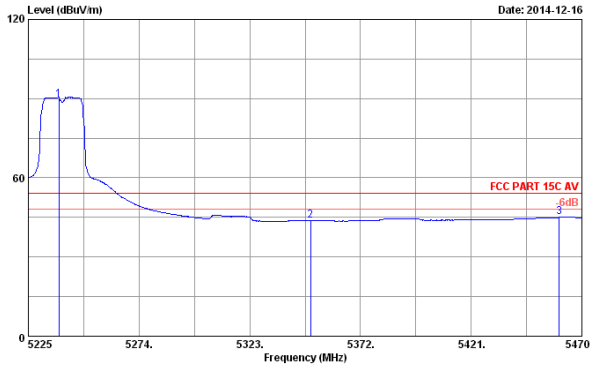

Site no. : 3m Chamber Data no. : 91
Dis. / Ant. : 3m 2014 3115 (4580) Ant. pol. : HORIZONTAL
Limit : FCC PART 15C AV
Env. / Ins. : 23*C/54%
Engineer : Kobe-Huang
EUT : Complex Set-Top Box
Power rating : DC 19V From Adpter Input AC 120V/60Hz
Test Mode : IEEE802.11acVHT20 5240MHz Tx Mode
M/N : P2571

No.	Freq. (MHz)	Ant. Factor (dB/m)	Cable Loss (dB)	AMP factor (dB)	Reading (dBuV)	Emission Level (dBuV/m)	Limits (dBuV/m)	Margin (dB)	Remark
1	5238.510	33.58	9.01	35.70	82.70	89.59	54.00	-35.59	Average
2	5350.000	33.76	9.13	35.70	36.61	43.80	54.00	10.20	Average
3	5460.000	33.94	9.25	35.70	37.48	44.97	54.00	9.03	Average

Remarks: 1. Emission Level= Antenna Factor + Cable Loss + Reading -Amp Factor
2. The emission levels that are 20dB below the official limit are not reported.

Data: 90 File: F:\2014 Report\N\NAVIDA\ACS14Q1958 -FCC ID WIFI 5G Band1.EM6 (132)

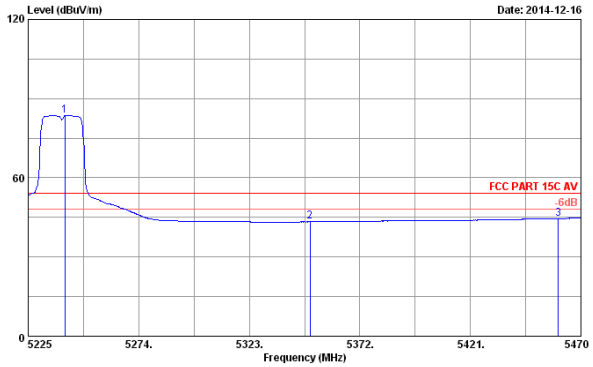

Site no. : 3m Chamber Data no. : 90
Dis. / Ant. : 3m 2014 3115 (4580) Ant. pol. : VERTICAL
Limit : FCC PART 15C AV
Env. / Ins. : 23*C/54%
Engineer : Kobe-Huang
EUT : Complex Set-Top Box
Power rating : DC 19V From Adpter Input AC 120V/60Hz
Test Mode : IEEE802.11acVHT20 5240MHz Tx Mode
M/N : P2571

No.	Freq. (MHz)	Ant. Factor (dB/m)	Cable Loss (dB)	AMP factor (dB)	Reading (dBuV)	Emission Level (dBuV/m)	Limits (dBuV/m)	Margin (dB)	Remark
1	5241.170	33.59	9.02	35.70	76.77	83.68	54.00	-29.68	Average
2	5349.950	33.76	9.13	35.70	36.11	43.30	54.00	10.70	Average
3	5460.000	33.94	9.25	35.70	37.09	44.58	54.00	9.42	Average

Remarks: 1. Emission Level= Antenna Factor + Cable Loss + Reading -Amp Factor
2. The emission levels that are 20dB below the official limit are not reported.

IEEE 802.11acVHT40

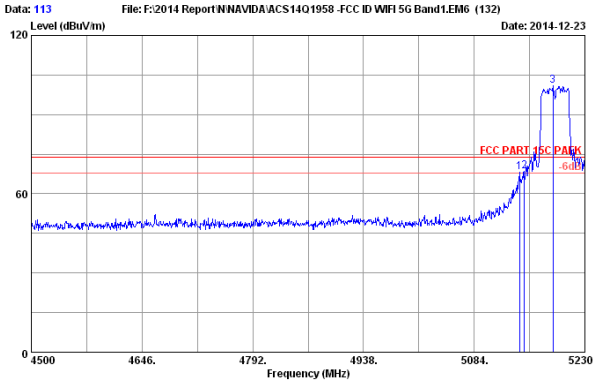

Site no. : 3m Chamber Data no. : 113
Dis. / Ant. : 3m 2014 3115 (4580) Ant. pol. : HORIZONTAL
Limit : FCC PART 15C PAEK
Env. / Ins. : 23*C/54%
Engineer : Kobe-Huang
EUT : Complex Set-Top Box
Power rating : DC 19V From Adpter Input AC 120V/60Hz
Test Mode : IEEE802.11acVHT40 5190MHz Tx Mode
M/N : P2571

No.	Freq. (MHz)	Ant. Factor (dB/m)	Cable Loss (dB)	AMP factor (dB)	Reading (dBuV)	Emission Level (dBuV/m)	Limits (dBuV/m)	Margin (dB)	Remark
1	5143.860	33.43	8.92	35.70	61.51	68.16	74.00	5.84	Peak
2	5150.000	33.44	8.92	35.70	61.91	68.57	74.00	5.43	Peak
3	5187.660	33.50	8.96	35.70	94.17	100.93	74.00	-26.93	Peak

Remarks: 1. Emission Level= Antenna Factor + Cable Loss + Reading -Amp Factor
2. The emission levels that are 20dB below the official limit are not reported.

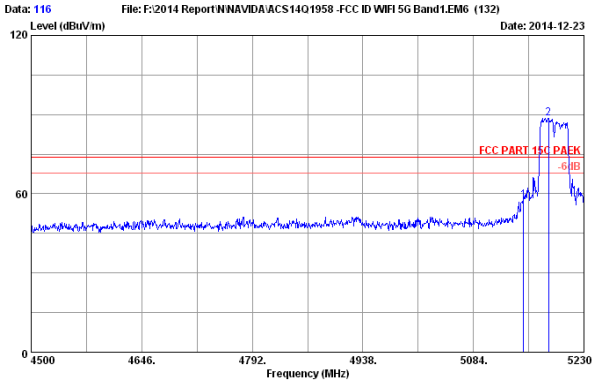

Site no. : 3m Chamber Data no. : 116
Dis. / Ant. : 3m 2014 3115 (4580) Ant. pol. : VERTICAL
Limit : FCC PART 15C PAEK
Env. / Ins. : 23*C/54%
Engineer : Kobe-Huang
EUT : Complex Set-Top Box
Power rating : DC 19V From Adpter Input AC 120V/60Hz
Test Mode : IEEE802.11acVHT40 5190MHz Tx Mode
M/N : P2571

No.	Freq. (MHz)	Ant. Factor (dB/m)	Cable Loss (dB)	AMP factor (dB)	Reading (dBuV)	Emission Level (dBuV/m)	Limits (dBuV/m)	Margin (dB)	Remark
1	5150.000	33.44	8.92	35.70	50.72	57.38	74.00	16.62	Peak
2	5183.280	33.49	8.96	35.70	81.94	88.69	74.00	-14.69	Peak

Remarks: 1. Emission Level= Antenna Factor + Cable Loss + Reading -Amp Factor
2. The emission levels that are 20dB below the official limit are not reported.

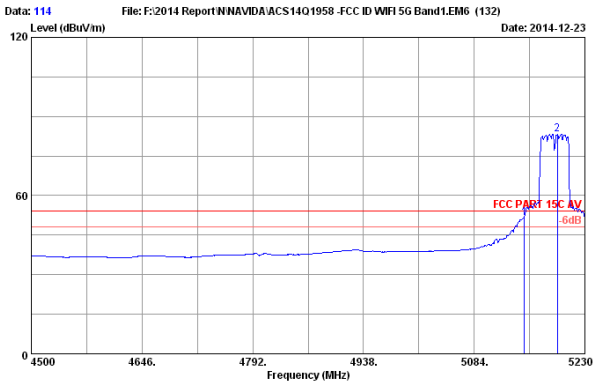

Site no. : 3m Chamber Data no. : 114
Dis. / Ant. : 3m 2014 3115 (4580) Ant. pol. : HORIZONTAL
Limit : FCC PART 15C AV
Env. / Ins. : 23*C/54%
Engineer : Kobe-Huang
EUT : Complex Set-Top Box
Power rating : DC 19V From Adpter Input AC 120V/60Hz
Test Mode : IEEE802.11acVHT40 5190MHz Tx Mode
M/N : P2571

No.	Freq. (MHz)	Ant. Factor (dB/m)	Cable Loss (dB)	AMP factor (dB)	Reading (dBuV)	Emission Level (dBuV/m)	Limits (dBuV/m)	Margin (dB)	Remark
1	5150.000	33.44	8.92	35.70	44.80	51.46	54.00	2.54	Average
2	5193.500	33.51	8.97	35.70	76.55	83.33	54.00	-29.33	Average

Remarks: 1. Emission Level= Antenna Factor + Cable Loss + Reading -Amp Factor
2. The emission levels that are 20dB below the official limit are not reported.

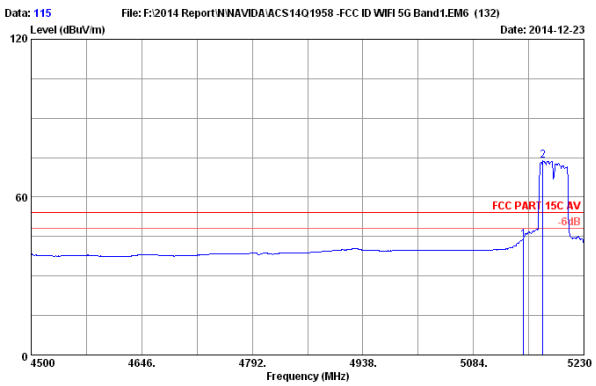

Site no. : 3m Chamber Data no. : 115
Dis. / Ant. : 3m 2014 3115 (4580) Ant. pol. : VERTICAL
Limit : FCC PART 15C AV
Env. / Ins. : 23*C/54%
Engineer : Kobe-Huang
EUT : Complex Set-Top Box
Power rating : DC 19V From Adpter Input AC 120V/60Hz
Test Mode : IEEE802.11acVHT40 5190MHz Tx Mode
M/N : P2571

No.	Freq. (MHz)	Ant. Factor (dB/m)	Cable Loss (dB)	AMP factor (dB)	Reading (dBuV)	Emission Level (dBuV/m)	Limits (dBuV/m)	Margin (dB)	Remark
1	5150.000	33.44	8.92	35.70	37.22	43.88	54.00	10.12	Average
2	5175.980	33.48	8.95	35.70	66.98	73.71	54.00	-19.71	Average

Remarks: 1. Emission Level= Antenna Factor + Cable Loss + Reading -Amp Factor
2. The emission levels that are 20dB below the official limit are not reported.

Data: 101 File: F:\2014 Report\N\NAVIDA\ACS14Q1958 -FCC ID WIFI 5G Band1.EM6 (132)

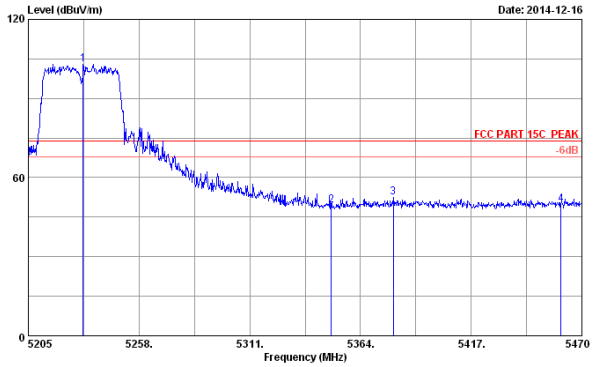

Site no. : 3m Chamber Data no. : 101
Dis. / Ant. : 3m 2014 3115 (4580) Ant. pol. : HORIZONTAL
Limit : FCC PART 15C PEAK
Env. / Ins. : 23*C/54%
Engineer : Kobe-Huang
EUT : Complex Set-Top Box
Power rating : DC 19V From Adpter Input AC 120V/60Hz
Test Mode : IEEE802.11acVHT40 5230MHz Tx Mode
M/N : P2571

No.	Freq. (MHz)	Ant. Factor (dB/m)	Cable Loss (dB)	AMP factor (dB)	Reading (dBuV)	Emission Level (dBuV/m)	Limits (dBuV/m)	Margin (dB)	Remark
1	5231.235	33.57	9.01	35.70	96.13	103.01	74.00	-29.01	Peak
2	5350.000	33.76	9.13	35.70	42.31	49.50	74.00	24.50	Peak
3	5379.635	33.81	9.16	35.70	45.13	52.40	74.00	21.60	Peak
4	5460.000	33.94	9.25	35.70	42.28	49.77	74.00	24.23	Peak

Remarks: 1. Emission Level= Antenna Factor + Cable Loss + Reading -Amp Factor
2. The emission levels that are 20dB below the official limit are not reported.

Data: 103 File: F:\2014 Report\N\NAVIDA\ACS14Q1958 -FCC ID WIFI 5G Band1.EM6 (132)

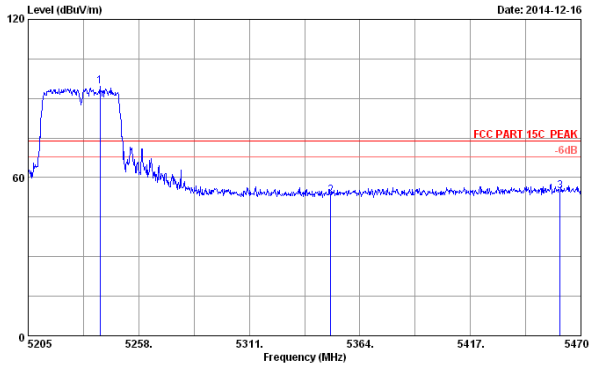

Site no. : 3m Chamber Data no. : 103
Dis. / Ant. : 3m 2014 3115 (4580) Ant. pol. : VERTICAL
Limit : FCC PART 15C PEAK
Env. / Ins. : 23*C/54%
Engineer : Kobe-Huang
EUT : Complex Set-Top Box
Power rating : DC 19V From Adpter Input AC 120V/60Hz
Test Mode : IEEE802.11acVHT40 5230MHz Tx Mode
M/N : P2571

No.	Freq. (MHz)	Ant. Factor (dB/m)	Cable Loss (dB)	AMP factor (dB)	Reading (dBuV)	Emission Level (dBuV/m)	Limits (dBuV/m)	Margin (dB)	Remark
1	5239.450	33.58	9.02	35.70	87.53	94.43	74.00	-20.43	Peak
2	5350.000	33.76	9.13	35.70	46.06	53.25	74.00	20.75	Peak
3	5460.000	33.94	9.25	35.70	47.35	54.84	74.00	19.16	Peak

Remarks: 1. Emission Level= Antenna Factor + Cable Loss + Reading -Amp Factor
2. The emission levels that are 20dB below the official limit are not reported.

Data: 102 File: F:\2014 Report\N\NAVIDA\ACS14Q1958 -FCC ID WIFI 5G Band1.EM6 (132)

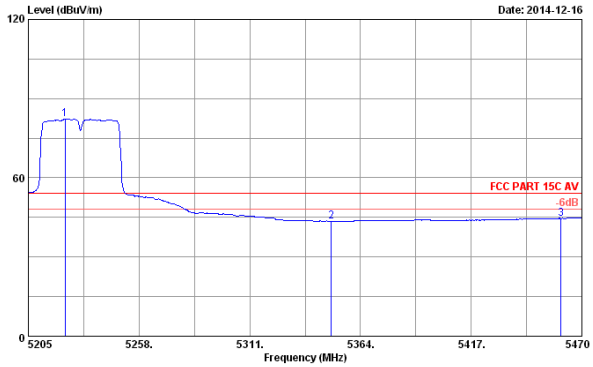

Site no. : 3m Chamber Data no. : 102
Dis. / Ant. : 3m 2014 3115 (4580) Ant. pol. : HORIZONTAL
Limit : FCC PART 15C AV
Env. / Ins. : 23*C/54%
Engineer : Kobe-Huang
EUT : Complex Set-Top Box
Power rating : DC 19V From Adpter Input AC 120V/60Hz
Test Mode : IEEE802.11acVHT40 5230MHz Tx Mode
M/N : P2571

No.	Freq. (MHz)	Ant. Factor (dB/m)	Cable Loss (dB)	AMP factor (dB)	Reading (dBuV)	Emission Level (dBuV/m)	Limits (dBuV/m)	Margin (dB)	Remark
1	5222.490	33.56	9.00	35.70	75.37	82.23	54.00	-28.23	Average
2	5350.000	33.76	9.13	35.70	36.40	43.59	54.00	10.41	Average
3	5460.000	33.94	9.25	35.70	37.11	44.60	54.00	9.40	Average

Remarks: 1. Emission Level= Antenna Factor + Cable Loss + Reading -Amp Factor
2. The emission levels that are 20dB below the official limit are not reported.

Data: 104 File: F:\2014 Report\N\NAVIDA\ACS14Q1958 -FCC ID WIFI 5G Band1.EM6 (132)

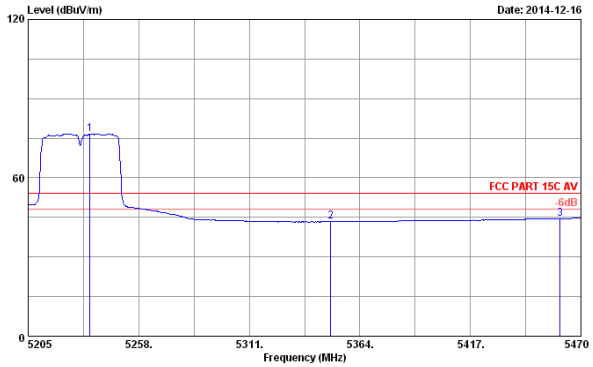

Site no. : 3m Chamber Data no. : 104
Dis. / Ant. : 3m 2014 3115 (4580) Ant. pol. : VERTICAL
Limit : FCC PART 15C AV
Env. / Ins. : 23*C/54%
Engineer : Kobe-Huang
EUT : Complex Set-Top Box
Power rating : DC 19V From Adpter Input AC 120V/60Hz
Test Mode : IEEE802.11acVHT40 5230MHz Tx Mode
M/N : P2571

No.	Freq. (MHz)	Ant. Factor (dB/m)	Cable Loss (dB)	AMP factor (dB)	Reading (dBuV)	Emission Level (dBuV/m)	Limits (dBuV/m)	Margin (dB)	Remark
1	5234.680	33.58	9.01	35.70	69.76	76.65	54.00	-22.65	Average
2	5350.000	33.76	9.13	35.70	36.12	43.31	54.00	10.69	Average
3	5460.000	33.94	9.25	35.70	37.06	44.55	54.00	9.45	Average

Remarks: 1. Emission Level= Antenna Factor + Cable Loss + Reading -Amp Factor
2. The emission levels that are 20dB below the official limit are not reported.

IEEE 802.11acVHT80

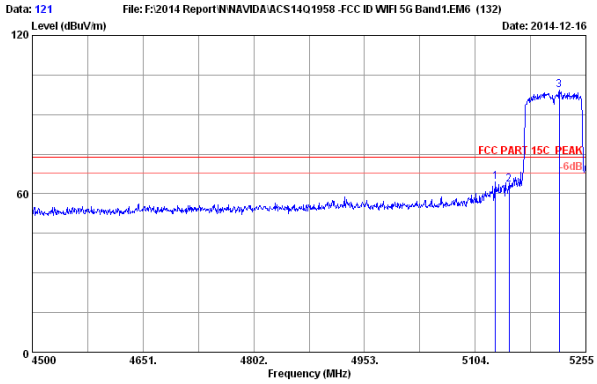

Site no. : 3m Chamber Data no. : 121
Dis. / Ant. : 3m 2014 3115 (4580) Ant. pol. : HORIZONTAL
Limit : FCC PART 15C PEAK
Env. / Ins. : 23*C/54%
Engineer : Kobe-Huang
EUT : Complex Set-Top Box
Power rating : DC 19V From Adpter Input AC 120V/60Hz
Test Mode : IEEE802.11acHT80 5210MHz Tx Mode
M/N : P2571

No.	Freq. (MHz)	Ant. Factor (dB/m)	Cable Loss (dB)	AMP factor (dB)	Reading (dBuV)	Emission Level (dBuV/m)	Limits (dBuV/m)	Margin (dB)	Remark
1	5131.935	33.41	8.90	35.70	57.75	64.36	74.00	9.64	Peak
2	5150.000	33.44	8.92	35.70	56.79	63.45	74.00	10.55	Peak
3	5218.760	33.55	8.99	35.70	92.33	99.17	74.00	-25.17	Peak

Remarks: 1. Emission Level= Antenna Factor + Cable Loss + Reading -Amp Factor
2. The emission levels that are 20dB below the official limit are not reported.

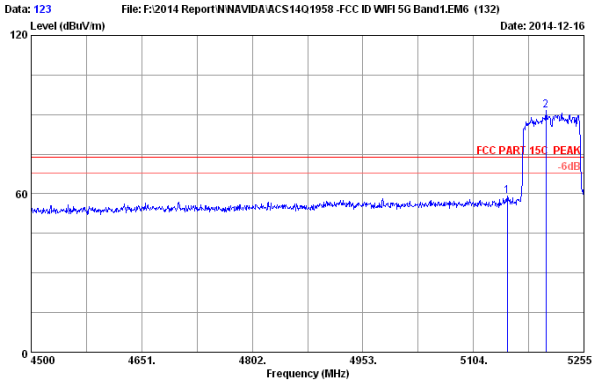

Site no. : 3m Chamber Data no. : 123
Dis. / Ant. : 3m 2014 3115 (4580) Ant. pol. : VERTICAL
Limit : FCC PART 15C PEAK
Env. / Ins. : 23*C/54%
Engineer : Kobe-Huang
EUT : Complex Set-Top Box
Power rating : DC 19V From Adpter Input AC 120V/60Hz
Test Mode : IEEE802.11acHT80 5210MHz Tx Mode
M/N : P2571

No.	Freq. (MHz)	Ant. Factor (dB/m)	Cable Loss (dB)	AMP factor (dB)	Reading (dBuV)	Emission Level (dBuV/m)	Limits (dBuV/m)	Margin (dB)	Remark
1	5150.000	33.44	8.92	35.70	52.59	59.25	74.00	14.75	Peak
2	5202.905	33.52	8.98	35.70	84.93	91.73	74.00	-17.73	Peak

Remarks: 1. Emission Level= Antenna Factor + Cable Loss + Reading -Amp Factor
2. The emission levels that are 20dB below the official limit are not reported.

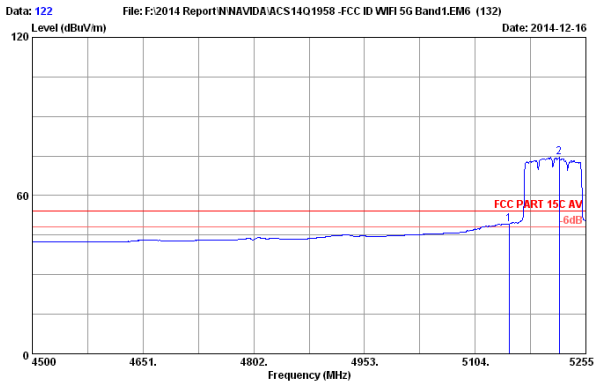

Site no. : 3m Chamber Data no. : 122
Dis. / Ant. : 3m 2014 3115 (4580) Ant. pol. : HORIZONTAL
Limit : FCC PART 15C AV
Env. / Ins. : 23*C/54%
Engineer : Kobe-Huang
EUT : Complex Set-Top Box
Power rating : DC 19V From Adpter Input AC 120V/60Hz
Test Mode : IEEE802.11acHT80 5210MHz Tx Mode
M/N : P2571

No.	Freq. (MHz)	Ant. Factor (dB/m)	Cable Loss (dB)	AMP factor (dB)	Reading (dBuV)	Emission Level (dBuV/m)	Limits (dBuV/m)	Margin (dB)	Remark
1	5150.000	33.44	8.92	35.70	42.43	49.09	54.00	4.91	Average
2	5218.760	33.55	8.99	35.70	67.64	74.48	54.00	-20.48	Average

Remarks: 1. Emission Level= Antenna Factor + Cable Loss + Reading -Amp Factor
2. The emission levels that are 20dB below the official limit are not reported.

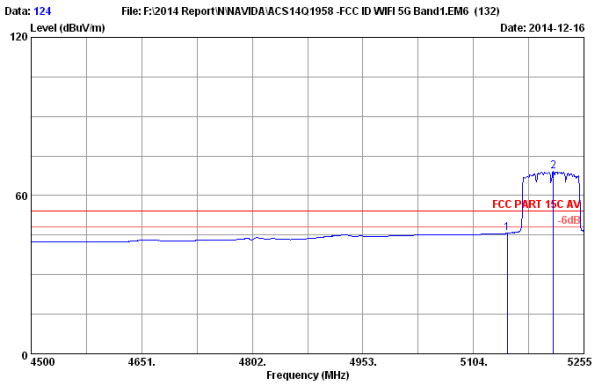

Site no. : 3m Chamber Data no. : 124
Dis. / Ant. : 3m 2014 3115 (4580) Ant. pol. : VERTICAL
Limit : FCC PART 15C AV
Env. / Ins. : 23*C/54%
Engineer : Kobe-Huang
EUT : Complex Set-Top Box
Power rating : DC 19V From Adpter Input AC 120V/60Hz
Test Mode : IEEE802.11acHT80 5210MHz Tx Mode
M/N : P2571

No.	Freq. (MHz)	Ant. Factor (dB/m)	Cable Loss (dB)	AMP factor (dB)	Reading (dBuV)	Emission Level (dBuV/m)	Limits (dBuV/m)	Margin (dB)	Remark
1	5150.000	33.44	8.92	35.70	38.99	45.65	54.00	8.35	Average
2	5213.475	33.54	8.99	35.70	62.34	69.17	54.00	-15.17	Average

Remarks: 1. Emission Level= Antenna Factor + Cable Loss + Reading -Amp Factor
2. The emission levels that are 20dB below the official limit are not reported.

Data: 127 File: F:\2014 Report\N\NAVIDA\ACS14Q1958 -FCC ID WIFI 5G Band1.EM6 (132)

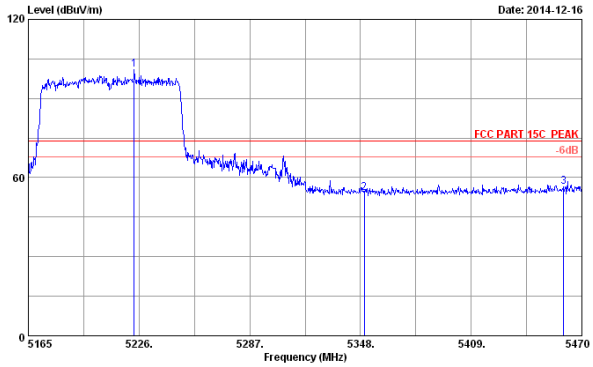

Site no. : 3m Chamber Data no. : 127
Dis. / Ant. : 3m 2014 3115 (4580) Ant. pol. : HORIZONTAL
Limit : FCC PART 15C PEAK
Env. / Ins. : 23*C/54%
Engineer : Kobe-Huang
EUT : Complex Set-Top Box
Power rating : DC 19V From Adpter Input AC 120V/60Hz
Test Mode : IEEE802.11acHT80 5210MHz Tx Mode
M/N : P2571

No.	Freq. (MHz)	Ant. Factor (dB/m)	Cable Loss (dB)	AMP factor (dB)	Reading (dBuV)	Emission Level (dBuV/m)	Limits (dBuV/m)	Margin (dB)	Remark
1	5223.255	33.56	9.00	35.70	94.05	100.91	74.00	-26.91	Peak
2	5350.000	33.76	9.13	35.70	46.95	54.14	74.00	19.86	Peak
3	5460.000	33.94	9.25	35.70	48.84	56.33	74.00	17.67	Peak

Remarks: 1. Emission Level= Antenna Factor + Cable Loss + Reading -Amp Factor
2. The emission levels that are 20dB below the official limit are not reported.

Data: 125 File: F:\2014 Report\N\NAVIDA\ACS14Q1958 -FCC ID WIFI 5G Band1.EM6 (132)

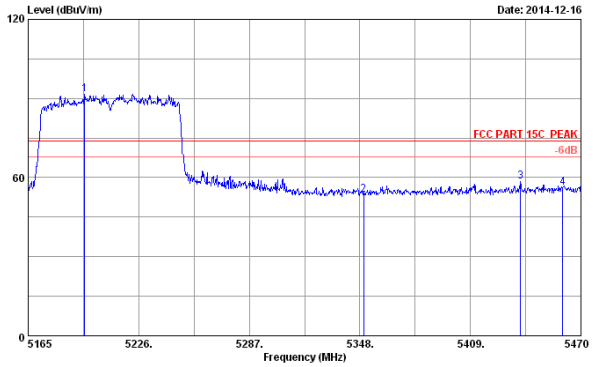

Site no. : 3m Chamber Data no. : 125
Dis. / Ant. : 3m 2014 3115 (4580) Ant. pol. : VERTICAL
Limit : FCC PART 15C PEAK
Env. / Ins. : 23*C/54%
Engineer : Kobe-Huang
EUT : Complex Set-Top Box
Power rating : DC 19V From Adpter Input AC 120V/60Hz
Test Mode : IEEE802.11acHT80 5210MHz Tx Mode
M/N : P2571

No.	Freq. (MHz)	Ant. Factor (dB/m)	Cable Loss (dB)	AMP factor (dB)	Reading (dBuV)	Emission Level (dBuV/m)	Limits (dBuV/m)	Margin (dB)	Remark
1	5196.110	33.51	8.97	35.70	84.71	91.49	74.00	-17.49	Peak
2	5350.000	33.76	9.13	35.70	46.41	53.60	74.00	20.40	Peak
3	5436.755	33.90	9.22	35.70	50.91	58.33	74.00	15.67	Peak
4	5460.000	33.94	9.25	35.70	48.73	56.22	74.00	17.78	Peak

Remarks: 1. Emission Level= Antenna Factor + Cable Loss + Reading -Amp Factor
2. The emission levels that are 20dB below the official limit are not reported.

Data: 128 File: F:\2014 Report\N\NAVIDA\ACS14Q1958 -FCC ID WIFI 5G Band1.EM6 (132)

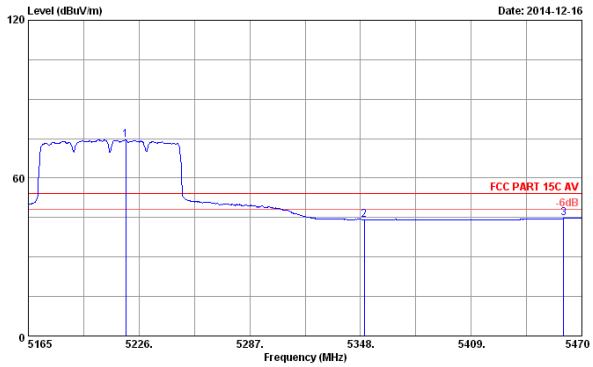

Site no. : 3m Chamber Data no. : 128
Dis. / Ant. : 3m 2014 3115 (4580) Ant. pol. : HORIZONTAL
Limit : FCC PART 15C AV
Env. / Ins. : 23*C/54%
Engineer : Kobe-Huang
EUT : Complex Set-Top Box
Power rating : DC 19V From Adpter Input AC 120V/60Hz
Test Mode : IEEE802.11acHT80 5210MHz Tx Mode
M/N : P2571

No.	Freq. (MHz)	Ant. Factor (dB/m)	Cable Loss (dB)	AMP factor (dB)	Reading (dBuV)	Emission Level (dBuV/m)	Limits (dBuV/m)	Margin (dB)	Remark
1	5218.680	33.55	8.99	35.70	67.77	74.61	54.00	-20.61	Average
2	5350.000	33.76	9.13	35.70	37.02	44.21	54.00	9.79	Average
3	5460.000	33.94	9.25	35.70	37.14	44.63	54.00	9.37	Average

Remarks: 1. Emission Level= Antenna Factor + Cable Loss + Reading -Amp Factor
2. The emission levels that are 20dB below the official limit are not reported.

Data: 126 File: F:\2014 Report\N\NAVIDA\ACS14Q1958 -FCC ID WIFI 5G Band1.EM6 (132)

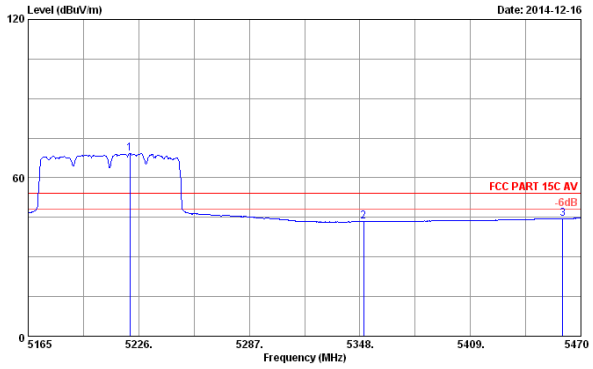

Site no. : 3m Chamber Data no. : 126
Dis. / Ant. : 3m 2014 3115 (4580) Ant. pol. : VERTICAL
Limit : FCC PART 15C AV
Env. / Ins. : 23*C/54%
Engineer : Kobe-Huang
EUT : Complex Set-Top Box
Power rating : DC 19V From Adpter Input AC 120V/60Hz
Test Mode : IEEE802.11acHT80 5210MHz Tx Mode
M/N : P2571

No.	Freq. (MHz)	Ant. Factor (dB/m)	Cable Loss (dB)	AMP factor (dB)	Reading (dBuV)	Emission Level (dBuV/m)	Limits (dBuV/m)	Margin (dB)	Remark
1	5221.120	33.55	9.00	35.70	62.37	69.22	54.00	-15.22	Average
2	5350.000	33.76	9.13	35.70	36.14	43.33	54.00	10.67	Average
3	5460.000	33.94	9.25	35.70	37.03	44.52	54.00	9.48	Average

Remarks: 1. Emission Level= Antenna Factor + Cable Loss + Reading -Amp Factor
2. The emission levels that are 20dB below the official limit are not reported.

U-NII 5745-5825MHz Band:
IEEE 802.11a

Data: 4 File: F:\2014 Report\NNAVIDA\ACS14Q1958 -FCC ID WIFI 5G Band4.EM6 (132)

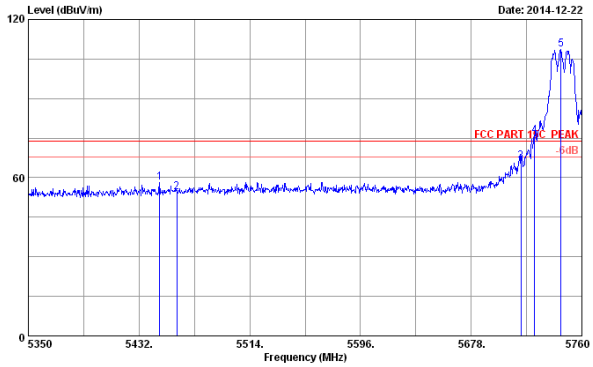

Site no. : 3m Chamber Data no. : 4
Dis. / Ant. : 3m 2014 3115 (4580) Ant. pol. : HORIZONTAL
Limit : FCC PART 15C PEAK
Env. / Ins. : 23*C/54%
Engineer : Kobe-Huang
EUT : Complex Set-Top Box
Power rating : DC 19V From Adpter Input AC 120V/60Hz
Test Mode : IEEE802.11a CH149 5745MHz Tx Mode
M/N : P2571

No.	Freq. (MHz)	Ant. Factor (dB/m)	Cable Loss (dB)	AMP factor (dB)	Reading (dBuV)	Emission Level (dBuV/m)	Limits (dBuV/m)	Margin (dB)	Remark
1	5447.170	33.92	9.23	35.70	50.66	58.11	74.00	15.89	Peak
2	5460.000	33.94	9.25	35.70	47.05	54.54	74.00	19.46	Peak
3	5715.000	34.09	9.51	35.70	58.29	66.19	74.00	7.81	Peak
4	5725.000	34.09	9.52	35.70	67.82	75.73	74.00	-1.73	Peak
5	5744.420	34.10	9.54	35.70	100.56	108.50	74.00	-34.50	Peak

Remarks: 1. Emission Level= Antenna Factor + Cable Loss + Reading -Amp Factor
2. The emission levels that are 20dB below the official limit are not reported.

Data: 3 File: F:\2014 Report\NNAVIDA\ACS14Q1958 -FCC ID WIFI 5G Band4.EM6 (132)

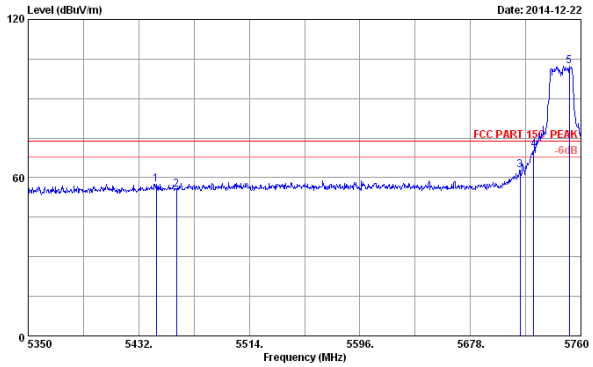

Site no. : 3m Chamber Data no. : 3
Dis. / Ant. : 3m 2014 3115 (4580) Ant. pol. : VERTICAL
Limit : FCC PART 15C PEAK
Env. / Ins. : 23*C/54%
Engineer : Kobe-Huang
EUT : Complex Set-Top Box
Power rating : DC 19V From Adpter Input AC 120V/60Hz
Test Mode : IEEE802.11a CH149 5745MHz Tx Mode
M/N : P2571

No.	Freq. (MHz)	Ant. Factor (dB/m)	Cable Loss (dB)	AMP factor (dB)	Reading (dBuV)	Emission Level (dBuV/m)	Limits (dBuV/m)	Margin (dB)	Remark
1	5445.120	33.91	9.23	35.70	50.16	57.60	74.00	16.40	Peak
2	5460.000	33.94	9.25	35.70	48.07	55.56	74.00	18.44	Peak
3	5715.000	34.09	9.51	35.70	54.87	62.77	74.00	11.23	Peak
4	5725.000	34.09	9.52	35.70	62.76	70.67	74.00	3.33	Peak
5	5751.390	34.10	9.55	35.70	94.43	102.38	74.00	-28.38	Peak

Remarks: 1. Emission Level= Antenna Factor + Cable Loss + Reading -Amp Factor
2. The emission levels that are 20dB below the official limit are not reported.

Data: 5 File: F:\2014 Report\NNAVIDA\ACS14Q1958 -FCC ID WIFI 5G Band4.EM6 (132)

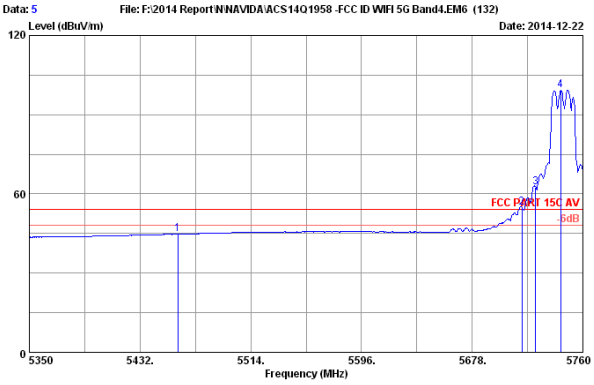

Site no. : 3m Chamber Data no. : 5
Dis. / Ant. : 3m 2014 3115 (4580) Ant. pol. : HORIZONTAL
Limit : FCC PART 15C AV
Env. / Ins. : 23*C/54%
Engineer : Kobe-Huang
EUT : Complex Set-Top Box
Power rating : DC 19V From Adpter Input AC 120V/60Hz
Test Mode : IEEE802.11a CH149 5745MHz Tx Mode
M/N : P2571

No.	Freq. (MHz)	Ant. Factor (dB/m)	Cable Loss (dB)	AMP factor (dB)	Reading (dBuV)	Emission Level (dBuV/m)	Limits (dBuV/m)	Margin (dB)	Remark
1	5460.000	33.94	9.25	35.70	37.25	44.74	54.00	9.26	Average
2	5715.000	34.09	9.51	35.70	47.00	54.90	54.00	-0.90	Average
3	5725.000	34.09	9.52	35.70	54.73	62.64	54.00	-8.64	Average
4	5743.600	34.10	9.54	35.70	91.25	99.19	54.00	-45.19	Average

Remarks: 1. Emission Level= Antenna Factor + Cable Loss + Reading -Amp Factor
2. The emission levels that are 20dB below the official limit are not reported.

Data: 6 File: F:\2014 Report\NNAVIDA\ACS14Q1958 -FCC ID WIFI 5G Band4.EM6 (132)

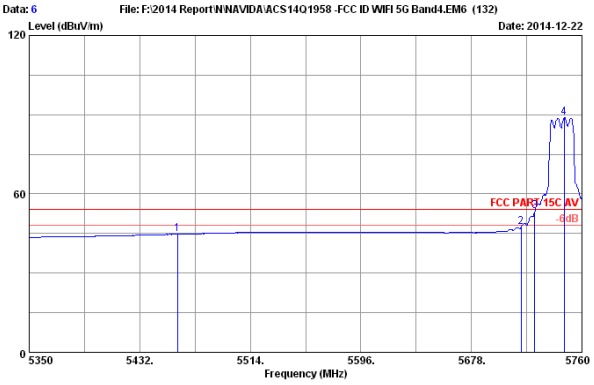

Site no. : 3m Chamber Data no. : 6
Dis. / Ant. : 3m 2014 3115 (4580) Ant. pol. : VERTICAL
Limit : FCC PART 15C AV
Env. / Ins. : 23*C/54%
Engineer : Kobe-Huang
EUT : Complex Set-Top Box
Power rating : DC 19V From Adpter Input AC 120V/60Hz
Test Mode : IEEE802.11a CH149 5745MHz Tx Mode
M/N : P2571

No.	Freq. (MHz)	Ant. Factor (dB/m)	Cable Loss (dB)	AMP factor (dB)	Reading (dBuV)	Emission Level (dBuV/m)	Limits (dBuV/m)	Margin (dB)	Remark
1	5460.000	33.94	9.25	35.70	37.22	44.71	54.00	9.29	Average
2	5715.000	34.09	9.51	35.70	39.44	47.34	54.00	6.66	Average
3	5725.000	34.09	9.52	35.70	45.59	53.50	54.00	0.50	Average
4	5746.880	34.10	9.55	35.70	80.84	88.79	54.00	-34.79	Average

Remarks: 1. Emission Level= Antenna Factor + Cable Loss + Reading -Amp Factor
2. The emission levels that are 20dB below the official limit are not reported.

Data: 22 File: F:\2014 Report\N\NAVIDA\ACS14Q1958 -FCC ID WIFI 5G Band4.EM6 (132)

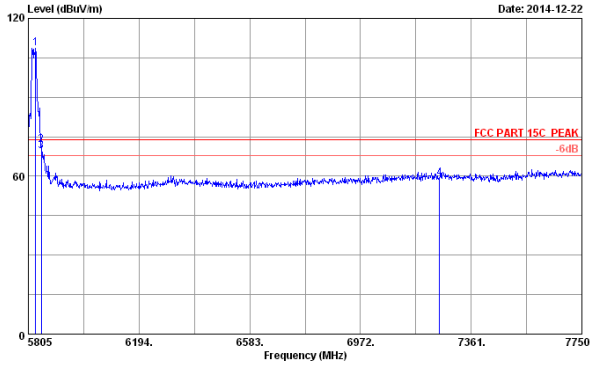

Site no. : 3m Chamber Data no. : 22
Dis. / Ant. : 3m 2014 3115 (4580) Ant. pol. : HORIZONTAL
Limit : FCC PART 15C PEAK
Env. / Ins. : 23°C/54%
Engineer : Kobe-Huang
EUT : Complex Set-Top Box
Power rating : DC 19V From Adpter Input AC 120V/60Hz
Test Mode : IEEE802.11a CH165 5825MHz Tx Mode
M/N : P2571

No.	Freq. (MHz)	Ant. Factor (dB/m)	Cable Loss (dB)	AMP factor (dB)	Reading (dBuV)	Emission Level (dBuV/m)	Limits (dBuV/m)	Margin (dB)	Remark
1	5830.285	34.13	9.63	35.70	100.49	108.55	74.00	-34.55	Peak
2	5850.000	34.14	9.66	35.70	63.87	71.97	74.00	2.03	Peak
3	5851.000	34.14	9.66	35.70	61.32	69.42	74.00	4.58	Peak
4	7250.135	36.05	10.99	35.45	47.58	59.17	74.00	14.83	Peak

Remarks: 1. Emission Level= Antenna Factor + Cable Loss + Reading -Amp Factor
2. The emission levels that are 20dB below the official limit are not reported.

Data: 19 File: F:\2014 Report\N\NAVIDA\ACS14Q1958 -FCC ID WIFI 5G Band4.EM6 (132)

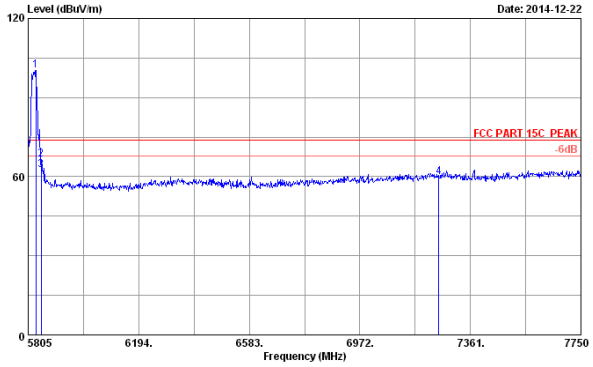

Site no. : 3m Chamber Data no. : 19
Dis. / Ant. : 3m 2014 3115 (4580) Ant. pol. : VERTICAL
Limit : FCC PART 15C PEAK
Env. / Ins. : 23°C/54%
Engineer : Kobe-Huang
EUT : Complex Set-Top Box
Power rating : DC 19V From Adpter Input AC 120V/60Hz
Test Mode : IEEE802.11a CH165 5825MHz Tx Mode
M/N : P2571

No.	Freq. (MHz)	Ant. Factor (dB/m)	Cable Loss (dB)	AMP factor (dB)	Reading (dBuV)	Emission Level (dBuV/m)	Limits (dBuV/m)	Margin (dB)	Remark
1	5832.230	34.13	9.64	35.70	92.31	100.38	74.00	-26.38	Peak
2	5850.000	34.14	9.66	35.70	58.37	66.47	74.00	7.53	Peak
3	5851.000	34.14	9.66	35.70	54.31	62.41	74.00	11.59	Peak
4	7250.000	36.05	10.99	35.45	48.26	59.85	74.00	14.15	Peak

Remarks: 1. Emission Level= Antenna Factor + Cable Loss + Reading -Amp Factor
2. The emission levels that are 20dB below the official limit are not reported.

Data: 21 File: F:\2014 Report\N\NAVIDA\ACS14Q1958 -FCC ID WIFI 5G Band4.EM6 (132)

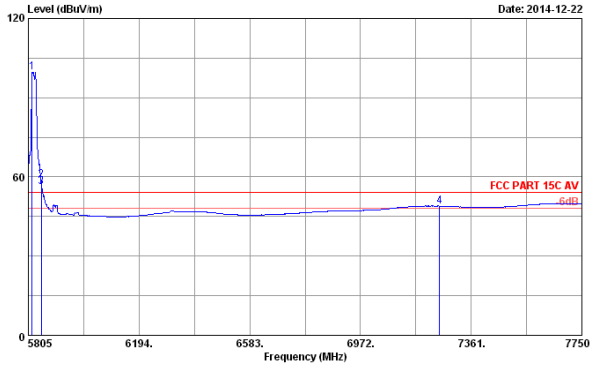

Site no. : 3m Chamber Data no. : 21
Dis. / Ant. : 3m 2014 3115 (4580) Ant. pol. : HORIZONTAL
Limit : FCC PART 15C AV
Env. / Ins. : 23°C/54%
Engineer : Kobe-Huang
EUT : Complex Set-Top Box
Power rating : DC 19V From Adpter Input AC 120V/60Hz
Test Mode : IEEE802.11a CH165 5825MHz Tx Mode
M/N : P2571

No.	Freq. (MHz)	Ant. Factor (dB/m)	Cable Loss (dB)	AMP factor (dB)	Reading (dBuV)	Emission Level (dBuV/m)	Limits (dBuV/m)	Margin (dB)	Remark
1	5818.615	34.13	9.62	35.70	91.66	99.71	54.00	-45.71	Average
2	5850.000	34.14	9.66	35.70	50.69	58.79	54.00	-4.79	Average
3	5851.000	34.14	9.66	35.70	48.00	56.10	54.00	-2.10	Average
4	7250.000	36.05	10.99	35.45	37.37	48.96	54.00	5.04	Average

Remarks: 1. Emission Level= Antenna Factor + Cable Loss + Reading -Amp Factor
2. The emission levels that are 20dB below the official limit are not reported.

Data: 20 File: F:\2014 Report\N\NAVIDA\ACS14Q1958 -FCC ID WIFI 5G Band4.EM6 (132)

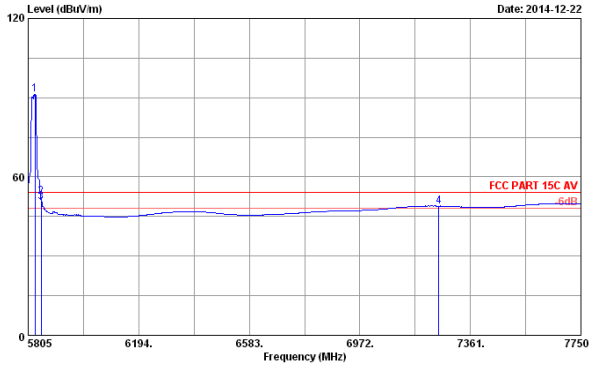

Site no. : 3m Chamber Data no. : 20
Dis. / Ant. : 3m 2014 3115 (4580) Ant. pol. : VERTICAL
Limit : FCC PART 15C AV
Env. / Ins. : 23°C/54%
Engineer : Kobe-Huang
EUT : Complex Set-Top Box
Power rating : DC 19V From Adpter Input AC 120V/60Hz
Test Mode : IEEE802.11a CH165 5825MHz Tx Mode
M/N : P2571

No.	Freq. (MHz)	Ant. Factor (dB/m)	Cable Loss (dB)	AMP factor (dB)	Reading (dBuV)	Emission Level (dBuV/m)	Limits (dBuV/m)	Margin (dB)	Remark
1	5828.340	34.13	9.63	35.70	83.10	91.16	54.00	-37.16	Average
2	5850.000	34.14	9.66	35.70	44.46	52.56	54.00	1.44	Average
3	5851.000	34.14	9.66	35.70	42.40	50.50	54.00	3.50	Average
4	7250.000	36.05	10.99	35.45	37.36	48.95	54.00	5.05	Average

Remarks: 1. Emission Level= Antenna Factor + Cable Loss + Reading -Amp Factor
2. The emission levels that are 20dB below the official limit are not reported.

IEEE 802.11nHT20

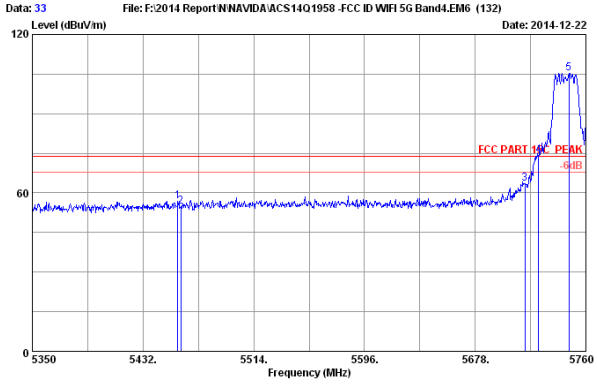

Site no. : 3m Chamber Data no. : 33
Dis. / Ant. : 3m 2014 3115 (4580) Ant. pol. : HORIZONTAL
Limit : FCC PART 15C PEAK
Env. / Ins. : 23*C/54%
Engineer : Kobe-Huang
EUT : Complex Set-Top Box
Power rating : DC 19V From Adpter Input AC 120V/60Hz
Test Mode : IEEE802.11nHT20 CH149 5745MHz Tx Mode
M/N : P2571

No.	Freq. (MHz)	Ant. Factor (dB/m)	Cable Loss (dB)	AMP factor (dB)	Reading (dBuV)	Emission Level (dBuV/m)	Limits (dBuV/m)	Margin (dB)	Remark
1	5457.830	33.93	9.24	35.70	49.52	56.99	74.00	17.01	Peak
2	5460.000	33.94	9.25	35.70	47.47	54.96	74.00	19.04	Peak
3	5715.000	34.09	9.51	35.70	55.48	63.38	74.00	10.62	Peak
4	5725.000	34.09	9.52	35.70	66.41	74.32	74.00	-0.32	Peak
5	5747.290	34.10	9.55	35.70	97.47	105.42	74.00	-31.42	Peak

Remarks: 1. Emission Level= Antenna Factor + Cable Loss + Reading
-Amp Factor
2. The emission levels that are 20dB below the official
limit are not reported.

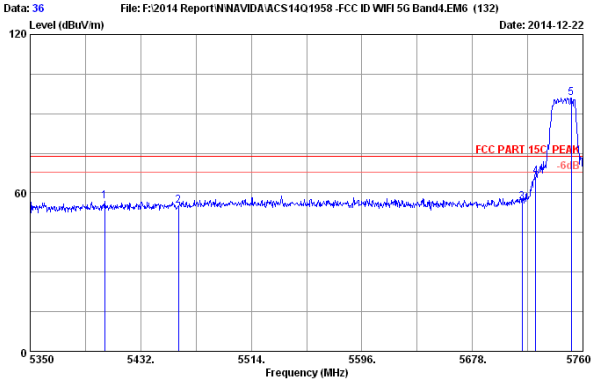

Site no. : 3m Chamber Data no. : 36
Dis. / Ant. : 3m 2014 3115 (4580) Ant. pol. : VERTICAL
Limit : FCC PART 15C PEAK
Env. / Ins. : 23*C/54%
Engineer : Kobe-Huang
EUT : Complex Set-Top Box
Power rating : DC 19V From Adpter Input AC 120V/60Hz
Test Mode : IEEE802.11nHT20 CH149 5745MHz Tx Mode
M/N : P2571

No.	Freq. (MHz)	Ant. Factor (dB/m)	Cable Loss (dB)	AMP factor (dB)	Reading (dBuV)	Emission Level (dBuV/m)	Limits (dBuV/m)	Margin (dB)	Remark
1	5405.350	33.85	9.19	35.70	49.34	56.68	74.00	17.32	Peak
2	5460.000	33.94	9.25	35.70	47.57	55.06	74.00	18.94	Peak
3	5715.000	34.09	9.51	35.70	48.56	56.46	74.00	17.54	Peak
4	5725.000	34.09	9.52	35.70	58.37	66.28	74.00	7.72	Peak
5	5751.390	34.10	9.55	35.70	88.14	96.09	74.00	-22.09	Peak

Remarks: 1. Emission Level= Antenna Factor + Cable Loss + Reading
-Amp Factor
2. The emission levels that are 20dB below the official
limit are not reported.

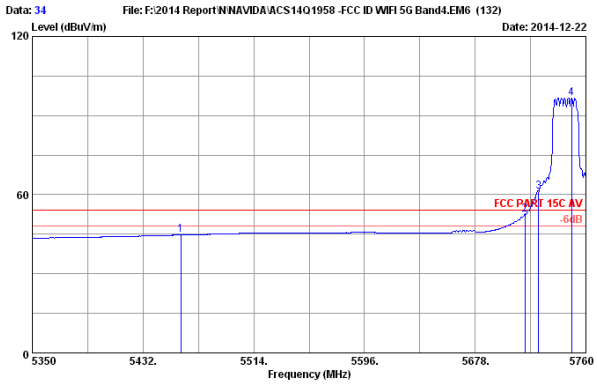

Site no. : 3m Chamber Data no. : 34
Dis. / Ant. : 3m 2014 3115 (4580) Ant. pol. : HORIZONTAL
Limit : FCC PART 15C AV
Env. / Ins. : 23*C/54%
Engineer : Kobe-Huang
EUT : Complex Set-Top Box
Power rating : DC 19V From Adpter Input AC 120V/60Hz
Test Mode : IEEE802.11nHT20 CH149 5745MHz Tx Mode
M/N : P2571

No.	Freq. (MHz)	Ant. Factor (dB/m)	Cable Loss (dB)	AMP factor (dB)	Reading (dBuV)	Emission Level (dBuV/m)	Limits (dBuV/m)	Margin (dB)	Remark
1	5460.000	33.94	9.25	35.70	37.20	44.69	54.00	9.31	Average
2	5715.000	34.09	9.51	35.70	44.74	52.64	54.00	1.36	Average
3	5725.000	34.09	9.52	35.70	53.40	61.31	54.00	-7.31	Average
4	5749.340	34.10	9.55	35.70	88.70	96.65	54.00	-42.65	Average

Remarks: 1. Emission Level= Antenna Factor + Cable Loss + Reading
-Amp Factor
2. The emission levels that are 20dB below the official
limit are not reported.

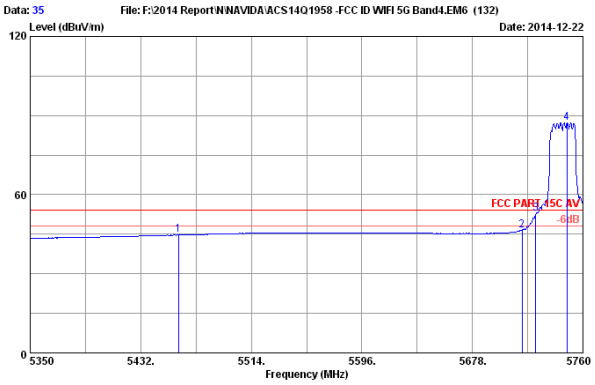

Site no. : 3m Chamber Data no. : 35
Dis. / Ant. : 3m 2014 3115 (4580) Ant. pol. : VERTICAL
Limit : FCC PART 15C AV
Env. / Ins. : 23*C/54%
Engineer : Kobe-Huang
EUT : Complex Set-Top Box
Power rating : DC 19V From Adpter Input AC 120V/60Hz
Test Mode : IEEE802.11nHT20 CH149 5745MHz Tx Mode
M/N : P2571

No.	Freq. (MHz)	Ant. Factor (dB/m)	Cable Loss (dB)	AMP factor (dB)	Reading (dBuV)	Emission Level (dBuV/m)	Limits (dBuV/m)	Margin (dB)	Remark
1	5460.000	33.94	9.25	35.70	37.18	44.67	54.00	9.33	Average
2	5715.000	34.09	9.51	35.70	38.48	46.38	54.00	7.62	Average
3	5725.000	34.09	9.52	35.70	44.97	52.88	54.00	1.12	Average
4	5748.110	34.10	9.55	35.70	79.31	87.26	54.00	-33.26	Average

Remarks: 1. Emission Level= Antenna Factor + Cable Loss + Reading
-Amp Factor
2. The emission levels that are 20dB below the official
limit are not reported.

Data: 52 File: F:\2014 Report\NNAVIDA\ACS14Q1958 -FCC ID WIFI 5G Band4.EM6 (132)

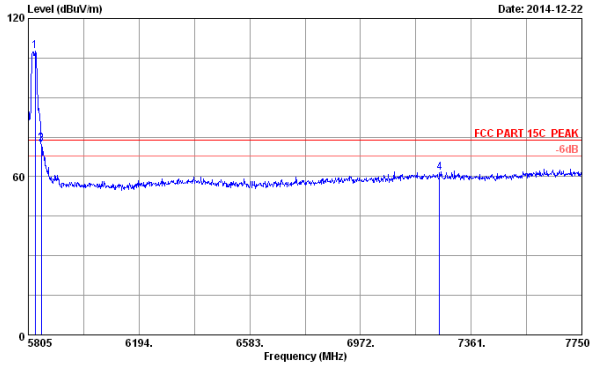

Site no. : 3m Chamber Data no. : 52
Dis. / Ant. : 3m 2014 3115 (4580) Ant. pol. : HORIZONTAL
Limit : FCC PART 15C PEAK
Env. / Ins. : 23°C/54%
Engineer : Kobe-Huang
EUT : Complex Set-Top Box
Power rating : DC 19V From Adpter Input AC 120V/60Hz
Test Mode : IEEE802.11nHT20 CH165 5825MHz Tx Mode
M/N : P2571

No.	Freq. (MHz)	Ant. Factor (dB/m)	Cable Loss (dB)	AMP factor (dB)	Reading (dBuV)	Emission Level (dBuV/m)	Limits (dBuV/m)	Margin (dB)	Remark
1	5828.340	34.13	9.63	35.70	99.60	107.66	74.00	-33.66	Peak
2	5850.000	34.14	9.66	35.70	64.44	72.54	74.00	1.46	Peak
3	5851.000	34.14	9.66	35.70	64.20	72.30	74.00	1.70	Peak
4	7250.000	36.05	10.99	35.45	49.81	61.40	74.00	12.60	Peak

Remarks: 1. Emission Level= Antenna Factor + Cable Loss + Reading -Amp Factor
2. The emission levels that are 20dB below the official limit are not reported.

Data: 49 File: F:\2014 Report\NNAVIDA\ACS14Q1958 -FCC ID WIFI 5G Band4.EM6 (132)

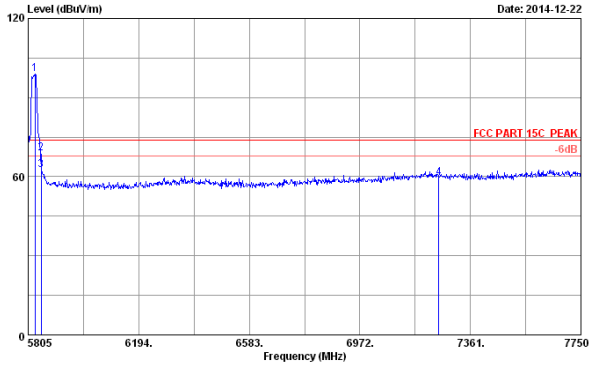

Site no. : 3m Chamber Data no. : 49
Dis. / Ant. : 3m 2014 3115 (4580) Ant. pol. : VERTICAL
Limit : FCC PART 15C PEAK
Env. / Ins. : 23°C/54%
Engineer : Kobe-Huang
EUT : Complex Set-Top Box
Power rating : DC 19V From Adpter Input AC 120V/60Hz
Test Mode : IEEE802.11nHT20 CH165 5825MHz Tx Mode
M/N : P2571

No.	Freq. (MHz)	Ant. Factor (dB/m)	Cable Loss (dB)	AMP factor (dB)	Reading (dBuV)	Emission Level (dBuV/m)	Limits (dBuV/m)	Margin (dB)	Remark
1	5828.340	34.13	9.63	35.70	90.76	98.82	74.00	-24.82	Peak
2	5850.000	34.14	9.66	35.70	60.65	68.75	74.00	5.25	Peak
3	5851.000	34.14	9.66	35.70	54.47	62.57	74.00	11.43	Peak
4	7250.000	36.05	10.99	35.45	48.04	59.63	74.00	14.37	Peak

Remarks: 1. Emission Level= Antenna Factor + Cable Loss + Reading -Amp Factor
2. The emission levels that are 20dB below the official limit are not reported.

Data: 51 File: F:\2014 Report\NNAVIDA\ACS14Q1958 -FCC ID WIFI 5G Band4.EM6 (132)

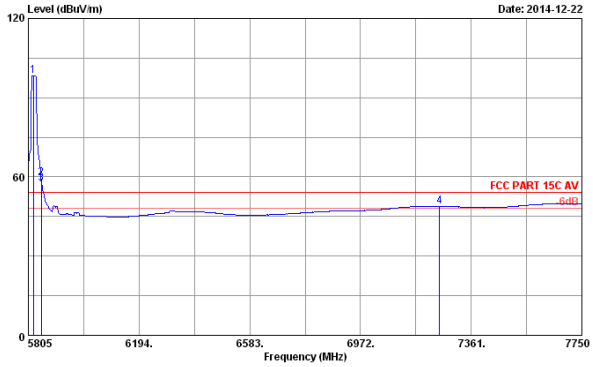

Site no. : 3m Chamber Data no. : 51
Dis. / Ant. : 3m 2014 3115 (4580) Ant. pol. : HORIZONTAL
Limit : FCC PART 15C AV
Env. / Ins. : 23°C/54%
Engineer : Kobe-Huang
EUT : Complex Set-Top Box
Power rating : DC 19V From Adpter Input AC 120V/60Hz
Test Mode : IEEE802.11nHT20 CH165 5825MHz Tx Mode
M/N : P2571

No.	Freq. (MHz)	Ant. Factor (dB/m)	Cable Loss (dB)	AMP factor (dB)	Reading (dBuV)	Emission Level (dBuV/m)	Limits (dBuV/m)	Margin (dB)	Remark
1	5822.505	34.13	9.63	35.70	90.30	98.36	54.00	-44.36	Average
2	5850.000	34.14	9.66	35.70	51.48	59.58	54.00	-5.58	Average
3	5851.000	34.14	9.66	35.70	49.28	57.38	54.00	-3.38	Average
4	7250.000	36.05	10.99	35.45	37.30	48.89	54.00	5.11	Average

Remarks: 1. Emission Level= Antenna Factor + Cable Loss + Reading -Amp Factor
2. The emission levels that are 20dB below the official limit are not reported.

Data: 50 File: F:\2014 Report\NNAVIDA\ACS14Q1958 -FCC ID WIFI 5G Band4.EM6 (132)

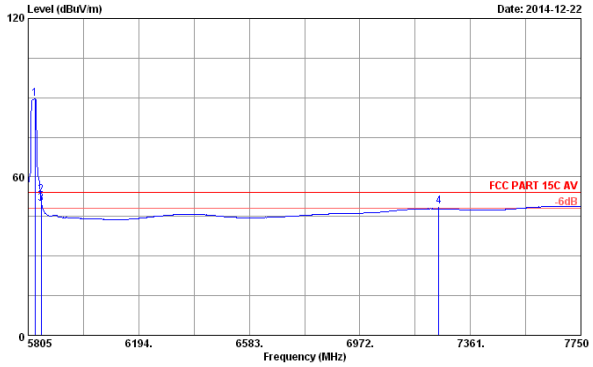

Site no. : 3m Chamber Data no. : 50
Dis. / Ant. : 3m 2014 3115 (4580) Ant. pol. : VERTICAL
Limit : FCC PART 15C AV
Env. / Ins. : 23°C/54%
Engineer : Kobe-Huang
EUT : Complex Set-Top Box
Power rating : DC 19V From Adpter Input AC 120V/60Hz
Test Mode : IEEE802.11nHT20 CH165 5825MHz Tx Mode
M/N : P2571

No.	Freq. (MHz)	Ant. Factor (dB/m)	Cable Loss (dB)	AMP factor (dB)	Reading (dBuV)	Emission Level (dBuV/m)	Limits (dBuV/m)	Margin (dB)	Remark
1	5828.340	34.13	9.63	35.70	81.45	89.51	54.00	-35.51	Average
2	5850.000	34.14	9.66	35.70	44.90	53.00	54.00	1.00	Average
3	5851.000	34.14	9.66	35.70	41.67	49.77	54.00	4.23	Average
4	7250.000	36.05	10.99	35.45	37.33	48.92	54.00	5.08	Average

Remarks: 1. Emission Level= Antenna Factor + Cable Loss + Reading -Amp Factor
2. The emission levels that are 20dB below the official limit are not reported.

IEEE 802.11nHT40

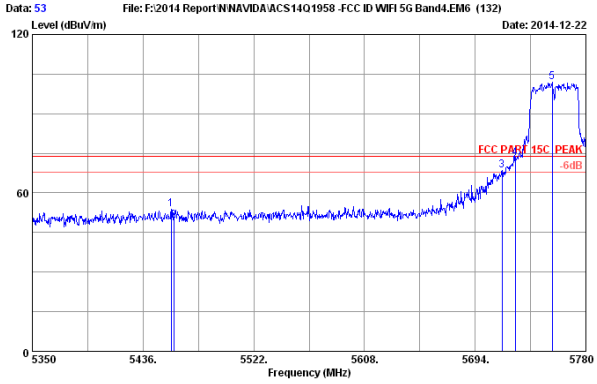

Site no. : 3m Chamber Data no. : 53
Dis. / Ant. : 3m 2014 3115 (4580) Ant. pol. : HORIZONTAL
Limit : FCC PART 15C PEAK
Env. / Ins. : 23*C/54%
Engineer : Kobe-Huang
EUT : Complex Set-Top Box
Power rating : DC 19V From Adpter Input AC 120V/60Hz
Test Mode : IEEE802.11nHT40 CH151 5755MHz Tx Mode
M/N : P2571

No.	Freq. (MHz)	Ant. Factor (dB/m)	Cable Loss (dB)	AMP factor (dB)	Reading (dBuV)	Emission Level (dBuV/m)	Limits (dBuV/m)	Margin (dB)	Remark
1	5457.930	33.93	9.24	35.70	46.29	53.76	74.00	20.24	Peak
2	5460.000	33.94	9.25	35.70	42.00	49.49	74.00	24.51	Peak
3	5715.000	34.09	9.51	35.70	60.58	68.48	74.00	5.52	Peak
4	5725.000	34.09	9.52	35.70	65.38	73.29	74.00	0.71	Peak
5	5753.770	34.10	9.55	35.70	94.15	102.10	74.00	-28.10	Peak

Remarks: 1. Emission Level= Antenna Factor + Cable Loss + Reading -Amp Factor
2. The emission levels that are 20dB below the official limit are not reported.

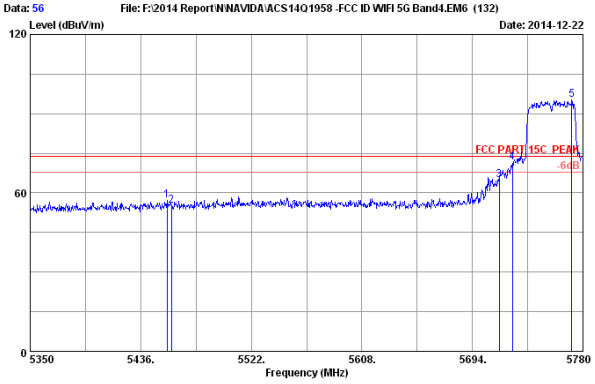

Site no. : 3m Chamber Data no. : 56
Dis. / Ant. : 3m 2014 3115 (4580) Ant. pol. : VERTICAL
Limit : FCC PART 15C PEAK
Env. / Ins. : 23*C/54%
Engineer : Kobe-Huang
EUT : Complex Set-Top Box
Power rating : DC 19V From Adpter Input AC 120V/60Hz
Test Mode : IEEE802.11nHT40 CH151 5755MHz Tx Mode
M/N : P2571

No.	Freq. (MHz)	Ant. Factor (dB/m)	Cable Loss (dB)	AMP factor (dB)	Reading (dBuV)	Emission Level (dBuV/m)	Limits (dBuV/m)	Margin (dB)	Remark
1	5456.640	33.93	9.24	35.70	49.74	57.21	74.00	16.79	Peak
2	5460.000	33.94	9.25	35.70	47.54	55.03	74.00	18.97	Peak
3	5715.000	34.09	9.51	35.70	56.96	64.86	74.00	9.14	Peak
4	5725.000	34.09	9.52	35.70	63.51	71.42	74.00	2.58	Peak
5	5771.400	34.11	9.57	35.70	87.41	95.39	74.00	-21.39	Peak

Remarks: 1. Emission Level= Antenna Factor + Cable Loss + Reading -Amp Factor
2. The emission levels that are 20dB below the official limit are not reported.

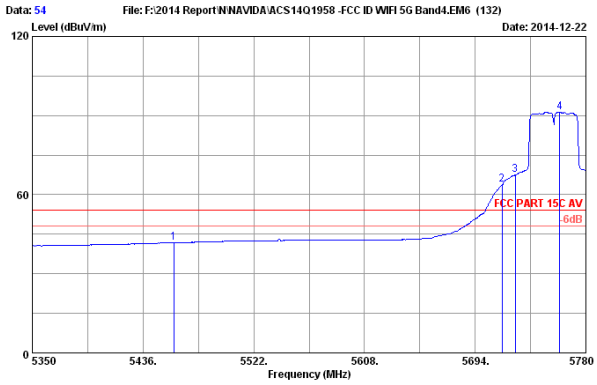

Site no. : 3m Chamber Data no. : 54
Dis. / Ant. : 3m 2014 3115 (4580) Ant. pol. : HORIZONTAL
Limit : FCC PART 15C AV
Env. / Ins. : 23*C/54%
Engineer : Kobe-Huang
EUT : Complex Set-Top Box
Power rating : DC 19V From Adpter Input AC 120V/60Hz
Test Mode : IEEE802.11nHT40 CH151 5755MHz Tx Mode
M/N : P2571

No.	Freq. (MHz)	Ant. Factor (dB/m)	Cable Loss (dB)	AMP factor (dB)	Reading (dBuV)	Emission Level (dBuV/m)	Limits (dBuV/m)	Margin (dB)	Remark
1	5460.000	33.94	9.25	35.70	34.26	41.75	54.00	12.25	Average
2	5715.000	34.09	9.51	35.70	55.85	63.75	54.00	-9.75	Average
3	5725.000	34.09	9.52	35.70	59.55	67.46	54.00	-13.46	Average
4	5759.790	34.10	9.56	35.70	83.36	91.32	54.00	-37.32	Average

Remarks: 1. Emission Level= Antenna Factor + Cable Loss + Reading -Amp Factor
2. The emission levels that are 20dB below the official limit are not reported.

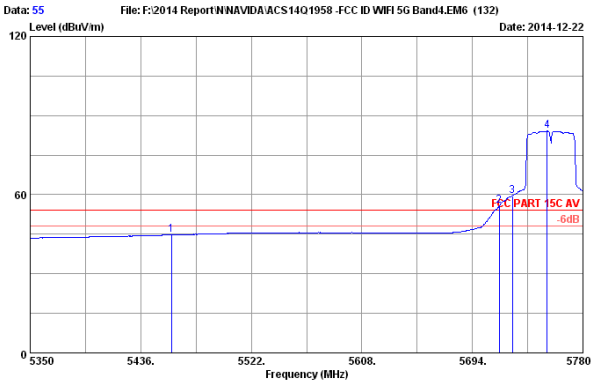

Site no. : 3m Chamber Data no. : 55
Dis. / Ant. : 3m 2014 3115 (4580) Ant. pol. : VERTICAL
Limit : FCC PART 15C AV
Env. / Ins. : 23*C/54%
Engineer : Kobe-Huang
EUT : Complex Set-Top Box
Power rating : DC 19V From Adpter Input AC 120V/60Hz
Test Mode : IEEE802.11nHT40 CH151 5755MHz Tx Mode
M/N : P2571

No.	Freq. (MHz)	Ant. Factor (dB/m)	Cable Loss (dB)	AMP factor (dB)	Reading (dBuV)	Emission Level (dBuV/m)	Limits (dBuV/m)	Margin (dB)	Remark
1	5460.000	33.94	9.25	35.70	37.27	44.76	54.00	9.24	Average
2	5715.000	34.09	9.51	35.70	47.79	55.69	54.00	-1.69	Average
3	5725.000	34.09	9.52	35.70	51.68	59.59	54.00	-5.59	Average
4	5752.050	34.10	9.55	35.70	76.15	84.10	54.00	-30.10	Average

Remarks: 1. Emission Level= Antenna Factor + Cable Loss + Reading -Amp Factor
2. The emission levels that are 20dB below the official limit are not reported.

Data: 71 File: F:\2014 Report\NNAVIDA\ACS14Q1958 -FCC ID WIFI 5G Band4.EM6 (132)

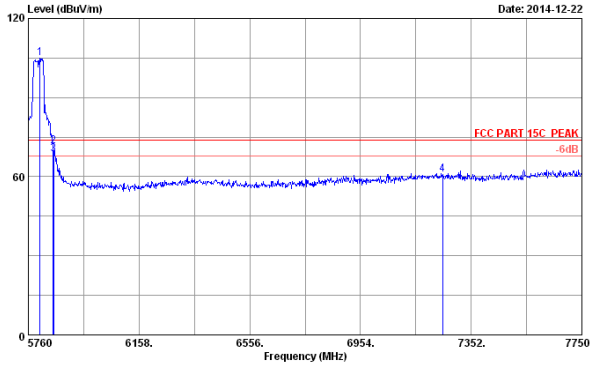

Site no. : 3m Chamber Data no. : 71
Dis. / Ant. : 3m 2014 3115 (4580) Ant. pol. : HORIZONTAL
Limit : FCC PART 15C PEAK
Env. / Ins. : 23°C/54%
Engineer : Kobe-Huang
EUT : Complex Set-Top Box
Power rating : DC 19V From Adpter Input AC 120V/60Hz
Test Mode : IEEE802.11nHT40 CH159 5795MHz Tx Mode
M/N : P2571

No.	Freq. (MHz)	Ant. Factor (dB/m)	Cable Loss (dB)	AMP factor (dB)	Reading (dBuV)	Emission Level (dBuV/m)	Limits (dBuV/m)	Margin (dB)	Remark
1	5801.790	34.12	9.60	35.70	96.89	104.91	74.00	-30.91	Peak
2	5850.000	34.14	9.66	35.70	63.45	71.55	74.00	2.45	Peak
3	5851.000	34.14	9.66	35.70	60.49	68.59	74.00	5.41	Peak
4	7250.000	36.05	10.99	35.45	49.32	60.91	74.00	13.09	Peak

Remarks: 1. Emission Level= Antenna Factor + Cable Loss + Reading -Amp Factor
2. The emission levels that are 20dB below the official limit are not reported.

Data: 69 File: F:\2014 Report\NNAVIDA\ACS14Q1958 -FCC ID WIFI 5G Band4.EM6 (132)

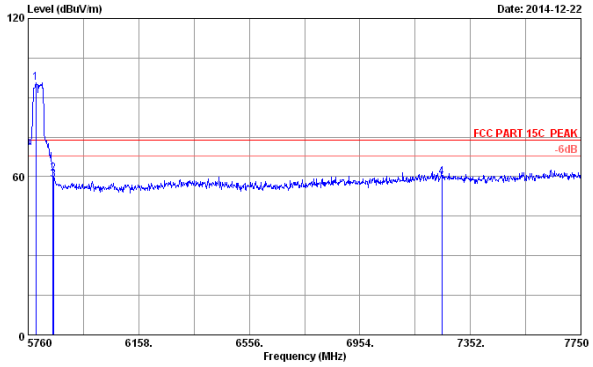

Site no. : 3m Chamber Data no. : 69
Dis. / Ant. : 3m 2014 3115 (4580) Ant. pol. : VERTICAL
Limit : FCC PART 15C PEAK
Env. / Ins. : 23°C/54%
Engineer : Kobe-Huang
EUT : Complex Set-Top Box
Power rating : DC 19V From Adpter Input AC 120V/60Hz
Test Mode : IEEE802.11nHT40 CH159 5795MHz Tx Mode
M/N : P2571

No.	Freq. (MHz)	Ant. Factor (dB/m)	Cable Loss (dB)	AMP factor (dB)	Reading (dBuV)	Emission Level (dBuV/m)	Limits (dBuV/m)	Margin (dB)	Remark
1	5787.860	34.12	9.59	35.70	87.64	95.65	74.00	-21.65	Peak
2	5850.000	34.14	9.66	35.70	53.01	61.11	74.00	12.89	Peak
3	5851.000	34.14	9.66	35.70	50.63	58.73	74.00	15.27	Peak
4	7250.000	36.05	10.99	35.45	48.30	59.89	74.00	14.11	Peak

Remarks: 1. Emission Level= Antenna Factor + Cable Loss + Reading -Amp Factor
2. The emission levels that are 20dB below the official limit are not reported.

Data: 72 File: F:\2014 Report\NNAVIDA\ACS14Q1958 -FCC ID WIFI 5G Band4.EM6 (132)

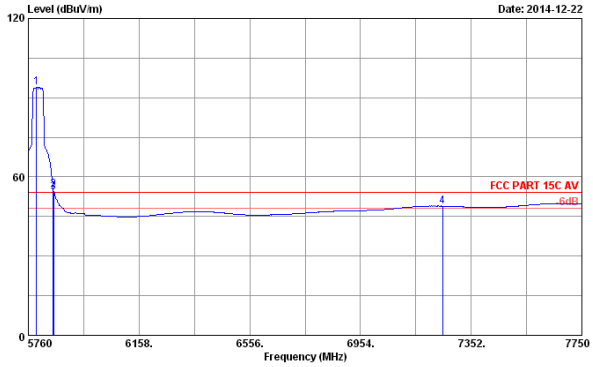

Site no. : 3m Chamber Data no. : 72
Dis. / Ant. : 3m 2014 3115 (4580) Ant. pol. : HORIZONTAL
Limit : FCC PART 15C AV
Env. / Ins. : 23°C/54%
Engineer : Kobe-Huang
EUT : Complex Set-Top Box
Power rating : DC 19V From Adpter Input AC 120V/60Hz
Test Mode : IEEE802.11nHT40 CH159 5795MHz Tx Mode
M/N : P2571

No.	Freq. (MHz)	Ant. Factor (dB/m)	Cable Loss (dB)	AMP factor (dB)	Reading (dBuV)	Emission Level (dBuV/m)	Limits (dBuV/m)	Margin (dB)	Remark
1	5789.850	34.12	9.59	35.70	86.03	94.04	54.00	-40.04	Average
2	5850.000	34.14	9.66	35.70	47.09	55.19	54.00	-1.19	Average
3	5851.000	34.14	9.66	35.70	45.90	54.00	54.00	0.00	Average
4	7250.000	36.05	10.99	35.45	37.33	48.92	54.00	5.08	Average

Remarks: 1. Emission Level= Antenna Factor + Cable Loss + Reading -Amp Factor
2. The emission levels that are 20dB below the official limit are not reported.

Data: 70 File: F:\2014 Report\NNAVIDA\ACS14Q1958 -FCC ID WIFI 5G Band4.EM6 (132)

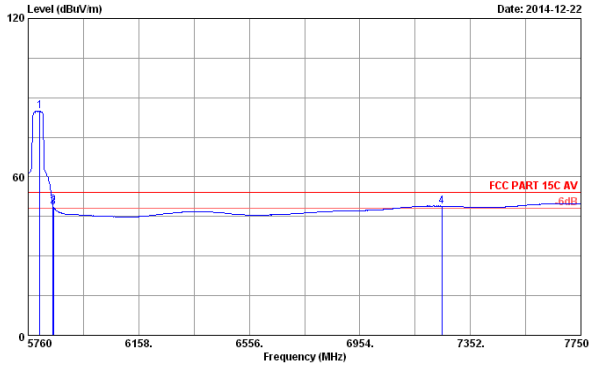

Site no. : 3m Chamber Data no. : 70
Dis. / Ant. : 3m 2014 3115 (4580) Ant. pol. : VERTICAL
Limit : FCC PART 15C AV
Env. / Ins. : 23°C/54%
Engineer : Kobe-Huang
EUT : Complex Set-Top Box
Power rating : DC 19V From Adpter Input AC 120V/60Hz
Test Mode : IEEE802.11nHT40 CH159 5795MHz Tx Mode
M/N : P2571

No.	Freq. (MHz)	Ant. Factor (dB/m)	Cable Loss (dB)	AMP factor (dB)	Reading (dBuV)	Emission Level (dBuV/m)	Limits (dBuV/m)	Margin (dB)	Remark
1	5801.790	34.12	9.60	35.70	76.95	84.97	54.00	-30.97	Average
2	5850.000	34.14	9.66	35.70	40.93	49.03	54.00	4.97	Average
3	5851.000	34.14	9.66	35.70	40.26	48.36	54.00	5.64	Average
4	7250.000	36.05	10.99	35.45	37.36	48.95	54.00	5.05	Average

Remarks: 1. Emission Level= Antenna Factor + Cable Loss + Reading -Amp Factor
2. The emission levels that are 20dB below the official limit are not reported.

IEEE 802.11acVHT20

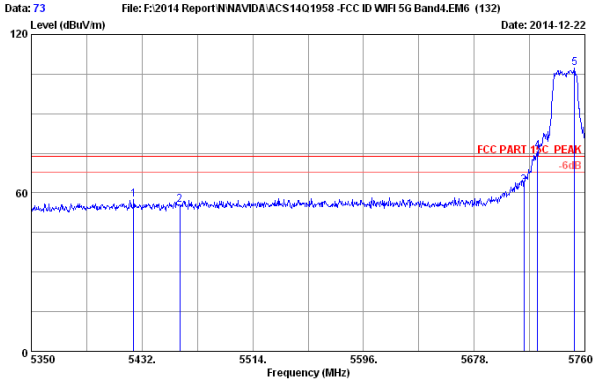

Site no. : 3m Chamber Data no. : 73
Dis. / Ant. : 3m 2014 3115 (4580) Ant. pol. : HORIZONTAL
Limit : FCC PART 15C PEAK
Env. / Ins. : 23*C/54%
Engineer : Kobe-Huang
EUT : Complex Set-Top Box
Power rating : DC 19V From Adpter Input AC 120V/60Hz
Test Mode : IEEE802.11acVHT20 CH149 5745MHz Tx Mode
M/N : P2571

No.	Freq. (MHz)	Ant. Factor (dB/m)	Cable Loss (dB)	AMP factor (dB)	Emission Reading (dBuV)	Emission Level (dBuV/m)	Limits (dBuV/m)	Margin (dB)	Remark
1	5425.850	33.88	9.21	35.70	50.03	57.42	74.00	16.58	Peak
2	5460.000	33.94	9.25	35.70	47.87	55.36	74.00	18.64	Peak
3	5715.000	34.09	9.51	35.70	55.08	62.98	74.00	11.02	Peak
4	5725.000	34.09	9.52	35.70	67.83	75.74	74.00	-1.74	Peak
5	5752.210	34.10	9.55	35.70	99.26	107.21	74.00	-33.21	Peak

Remarks: 1. Emission Level= Antenna Factor + Cable Loss + Reading -Amp Factor
2. The emission levels that are 20dB below the official limit are not reported.

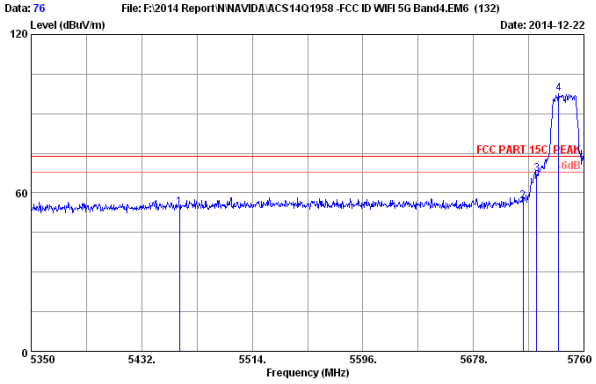

Site no. : 3m Chamber Data no. : 76
Dis. / Ant. : 3m 2014 3115 (4580) Ant. pol. : VERTICAL
Limit : FCC PART 15C PEAK
Env. / Ins. : 23*C/54%
Engineer : Kobe-Huang
EUT : Complex Set-Top Box
Power rating : DC 19V From Adpter Input AC 120V/60Hz
Test Mode : IEEE802.11acVHT20 CH149 5745MHz Tx Mode
M/N : P2571

No.	Freq. (MHz)	Ant. Factor (dB/m)	Cable Loss (dB)	AMP factor (dB)	Emission Reading (dBuV)	Emission Level (dBuV/m)	Limits (dBuV/m)	Margin (dB)	Remark
1	5460.000	33.94	9.25	35.70	46.96	54.45	74.00	19.55	Peak
2	5715.000	34.09	9.51	35.70	48.95	56.85	74.00	17.15	Peak
3	5725.000	34.09	9.52	35.70	59.38	67.29	74.00	6.71	Peak
4	5741.140	34.10	9.54	35.70	89.81	97.75	74.00	-23.75	Peak

Remarks: 1. Emission Level= Antenna Factor + Cable Loss + Reading -Amp Factor
2. The emission levels that are 20dB below the official limit are not reported.

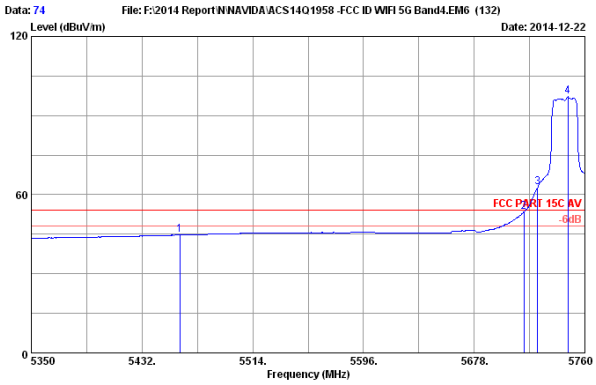

Site no. : 3m Chamber Data no. : 74
Dis. / Ant. : 3m 2014 3115 (4580) Ant. pol. : HORIZONTAL
Limit : FCC PART 15C AV
Env. / Ins. : 23*C/54%
Engineer : Kobe-Huang
EUT : Complex Set-Top Box
Power rating : DC 19V From Adpter Input AC 120V/60Hz
Test Mode : IEEE802.11acVHT20 CH149 5745MHz Tx Mode
M/N : P2571

No.	Freq. (MHz)	Ant. Factor (dB/m)	Cable Loss (dB)	AMP factor (dB)	Emission Reading (dBuV)	Emission Level (dBuV/m)	Limits (dBuV/m)	Margin (dB)	Remark
1	5460.000	33.94	9.25	35.70	37.20	44.69	54.00	9.31	Average
2	5715.000	34.09	9.51	35.70	45.55	53.45	54.00	0.55	Average
3	5725.000	34.09	9.52	35.70	55.07	62.98	54.00	-8.98	Average
4	5747.290	34.10	9.55	35.70	89.19	97.14	54.00	-43.14	Average

Remarks: 1. Emission Level= Antenna Factor + Cable Loss + Reading -Amp Factor
2. The emission levels that are 20dB below the official limit are not reported.

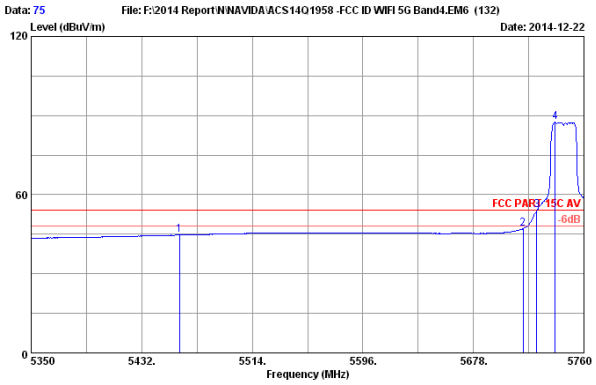

Site no. : 3m Chamber Data no. : 75
Dis. / Ant. : 3m 2014 3115 (4580) Ant. pol. : VERTICAL
Limit : FCC PART 15C AV
Env. / Ins. : 23*C/54%
Engineer : Kobe-Huang
EUT : Complex Set-Top Box
Power rating : DC 19V From Adpter Input AC 120V/60Hz
Test Mode : IEEE802.11acVHT20 CH149 5745MHz Tx Mode
M/N : P2571

No.	Freq. (MHz)	Ant. Factor (dB/m)	Cable Loss (dB)	AMP factor (dB)	Emission Reading (dBuV)	Emission Level (dBuV/m)	Limits (dBuV/m)	Margin (dB)	Remark
1	5460.000	33.94	9.25	35.70	37.18	44.67	54.00	9.33	Average
2	5715.000	34.09	9.51	35.70	39.21	47.11	54.00	6.89	Average
3	5725.000	34.09	9.52	35.70	46.25	54.16	54.00	-0.16	Average
4	5738.680	34.10	9.54	35.70	79.74	87.68	54.00	-33.68	Average

Remarks: 1. Emission Level= Antenna Factor + Cable Loss + Reading -Amp Factor
2. The emission levels that are 20dB below the official limit are not reported.

Data: 94 File: F:\2014 Report\NNAVIDA\ACS14Q1958 -FCC ID WIFI 5G Band4.EM6 (132)

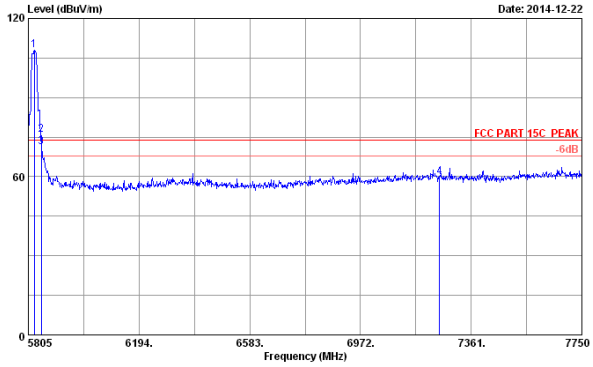

Site no. : 3m Chamber Data no. : 94
Dis. / Ant. : 3m 2014 3115 (4580) Ant. pol. : HORIZONTAL
Limit : FCC PART 15C PEAK
Env. / Ins. : 23°C/54%
Engineer : Kobe-Huang
EUT : Complex Set-Top Box
Power rating : DC 19V From Adpter Input AC 120V/60Hz
Test Mode : IEEE802.11acVHT20 CH165 5825MHz Tx Mode
M/N : P2571

No.	Freq. (MHz)	Ant. Factor (dB/m)	Cable Loss (dB)	AMP factor (dB)	Reading (dBuV)	Emission Level (dBuV/m)	Limits (dBuV/m)	Margin (dB)	Remark
1	5826.395	34.13	9.63	35.70	99.85	107.91	74.00	-33.91	Peak
2	5850.000	34.14	9.66	35.70	67.63	75.73	74.00	-1.73	Peak
3	5851.000	34.14	9.66	35.70	62.95	71.05	74.00	2.95	Peak
4	7250.000	36.05	10.99	35.45	48.29	59.88	74.00	14.12	Peak

Remarks: 1. Emission Level= Antenna Factor + Cable Loss + Reading -Amp Factor
2. The emission levels that are 20dB below the official limit are not reported.

Data: 91 File: F:\2014 Report\NNAVIDA\ACS14Q1958 -FCC ID WIFI 5G Band4.EM6 (132)

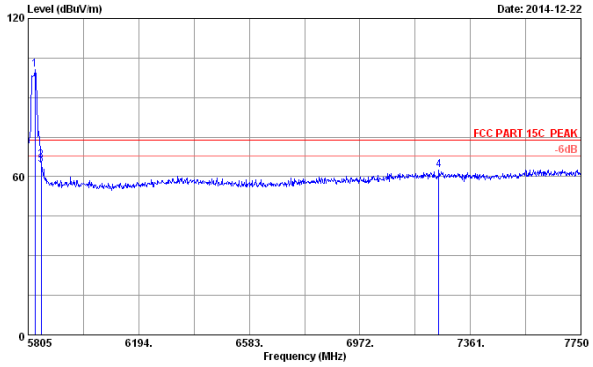

Site no. : 3m Chamber Data no. : 91
Dis. / Ant. : 3m 2014 3115 (4580) Ant. pol. : VERTICAL
Limit : FCC PART 15C PEAK
Env. / Ins. : 23°C/54%
Engineer : Kobe-Huang
EUT : Complex Set-Top Box
Power rating : DC 19V From Adpter Input AC 120V/60Hz
Test Mode : IEEE802.11acVHT20 CH165 5825MHz Tx Mode
M/N : P2571

No.	Freq. (MHz)	Ant. Factor (dB/m)	Cable Loss (dB)	AMP factor (dB)	Reading (dBuV)	Emission Level (dBuV/m)	Limits (dBuV/m)	Margin (dB)	Remark
1	5828.340	34.13	9.63	35.70	92.63	100.69	74.00	-26.69	Peak
2	5850.000	34.14	9.66	35.70	57.97	66.07	74.00	7.93	Peak
3	5851.000	34.14	9.66	35.70	56.27	64.37	74.00	9.63	Peak
4	7250.000	36.05	10.99	35.45	50.76	62.35	74.00	11.65	Peak

Remarks: 1. Emission Level= Antenna Factor + Cable Loss + Reading -Amp Factor
2. The emission levels that are 20dB below the official limit are not reported.

Data: 93 File: F:\2014 Report\NNAVIDA\ACS14Q1958 -FCC ID WIFI 5G Band4.EM6 (132)

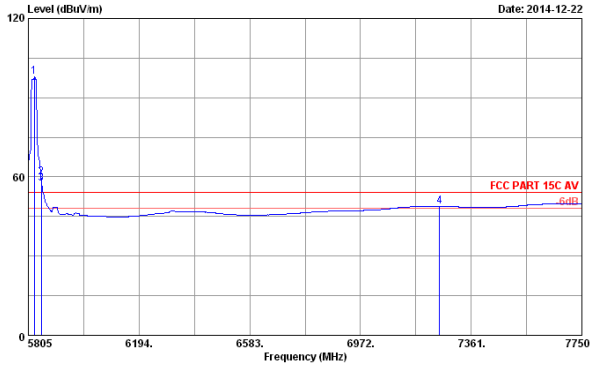

Site no. : 3m Chamber Data no. : 93
Dis. / Ant. : 3m 2014 3115 (4580) Ant. pol. : HORIZONTAL
Limit : FCC PART 15C AV
Env. / Ins. : 23°C/54%
Engineer : Kobe-Huang
EUT : Complex Set-Top Box
Power rating : DC 19V From Adpter Input AC 120V/60Hz
Test Mode : IEEE802.11acVHT20 CH165 5825MHz Tx Mode
M/N : P2571

No.	Freq. (MHz)	Ant. Factor (dB/m)	Cable Loss (dB)	AMP factor (dB)	Reading (dBuV)	Emission Level (dBuV/m)	Limits (dBuV/m)	Margin (dB)	Remark
1	5826.395	34.13	9.63	35.70	89.73	97.79	54.00	-43.79	Average
2	5850.000	34.14	9.66	35.70	51.68	59.78	54.00	-5.78	Average
3	5851.000	34.14	9.66	35.70	49.40	57.50	54.00	-3.50	Average
4	7250.000	36.05	10.99	35.45	37.34	48.93	54.00	5.07	Average

Remarks: 1. Emission Level= Antenna Factor + Cable Loss + Reading -Amp Factor
2. The emission levels that are 20dB below the official limit are not reported.

Data: 92 File: F:\2014 Report\NNAVIDA\ACS14Q1958 -FCC ID WIFI 5G Band4.EM6 (132)

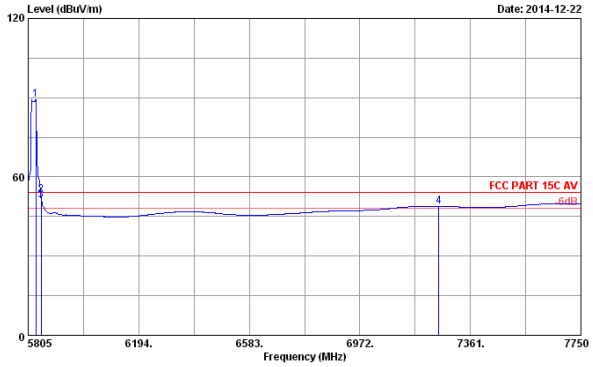

Site no. : 3m Chamber Data no. : 92
Dis. / Ant. : 3m 2014 3115 (4580) Ant. pol. : VERTICAL
Limit : FCC PART 15C AV
Env. / Ins. : 23°C/54%
Engineer : Kobe-Huang
EUT : Complex Set-Top Box
Power rating : DC 19V From Adpter Input AC 120V/60Hz
Test Mode : IEEE802.11acVHT20 CH165 5825MHz Tx Mode
M/N : P2571

No.	Freq. (MHz)	Ant. Factor (dB/m)	Cable Loss (dB)	AMP factor (dB)	Reading (dBuV)	Emission Level (dBuV/m)	Limits (dBuV/m)	Margin (dB)	Remark
1	5832.230	34.13	9.64	35.70	81.18	89.25	54.00	-35.25	Average
2	5850.000	34.14	9.66	35.70	44.93	53.03	54.00	0.97	Average
3	5851.000	34.14	9.66	35.70	43.10	51.20	54.00	2.80	Average
4	7250.000	36.05	10.99	35.45	37.30	48.89	54.00	5.11	Average

Remarks: 1. Emission Level= Antenna Factor + Cable Loss + Reading -Amp Factor
2. The emission levels that are 20dB below the official limit are not reported.

IEEE 802.11acVHT40

Data: 105 File: F:\2014 Report\NNAVIDA\ACS14Q1958 -FCC ID WIFI 5G Band4.EM6 (132)

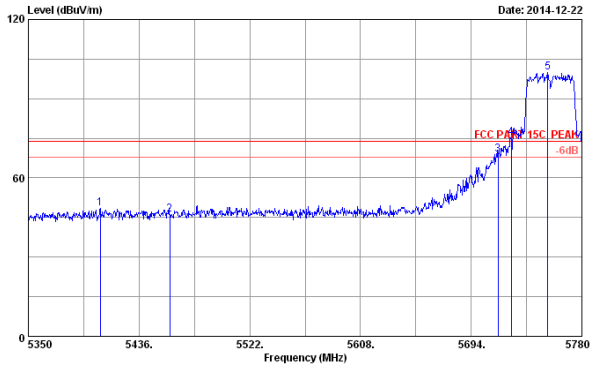

Site no. : 3m Chamber Data no. : 105
Dis. / Ant. : 3m 2014 3115 (4580) Ant. pol. : HORIZONTAL
Limit : FCC PART 15C PEAK
Env. / Ins. : 23*C/54%
Engineer : Kobe-Huang
EUT : Complex Set-Top Box
Power rating : DC 19V From Adpter Input AC 120V/60Hz
Test Mode : IEEE802.11acVHT40 CH151 5755MHz Tx Mode
M/N : P2571

No.	Freq. (MHz)	Ant. Factor (dB/m)	Cable Loss (dB)	AMP factor (dB)	Reading (dBuV)	Emission Level (dBuV/m)	Limits (dBuV/m)	Margin (dB)	Remark
1	5405.900	33.85	9.19	35.70	41.04	48.38	74.00	25.62	Peak
2	5460.000	33.94	9.25	35.70	38.77	46.26	74.00	27.74	Peak
3	5715.000	34.09	9.51	35.70	61.06	68.96	74.00	5.04	Peak
4	5725.000	34.09	9.52	35.70	67.40	75.31	74.00	-1.31	Peak
5	5753.340	34.10	9.55	35.70	91.93	99.88	74.00	-25.88	Peak

Remarks: 1. Emission Level= Antenna Factor + Cable Loss + Reading -Amp Factor
2. The emission levels that are 20dB below the official limit are not reported.

Data: 108 File: F:\2014 Report\NNAVIDA\ACS14Q1958 -FCC ID WIFI 5G Band4.EM6 (132)

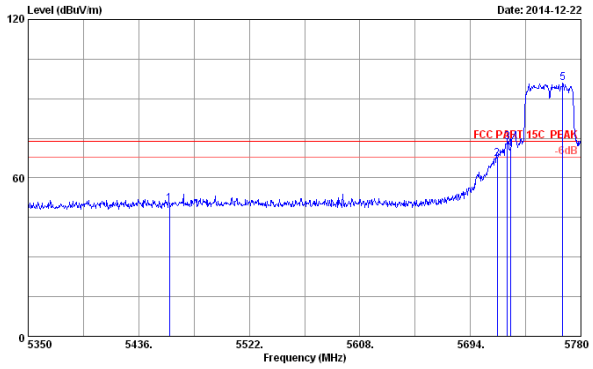

Site no. : 3m Chamber Data no. : 108
Dis. / Ant. : 3m 2014 3115 (4580) Ant. pol. : VERTICAL
Limit : FCC PART 15C PEAK
Env. / Ins. : 23*C/54%
Engineer : Kobe-Huang
EUT : Complex Set-Top Box
Power rating : DC 19V From Adpter Input AC 120V/60Hz
Test Mode : IEEE802.11acVHT40 CH151 5755MHz Tx Mode
M/N : P2571

No.	Freq. (MHz)	Ant. Factor (dB/m)	Cable Loss (dB)	AMP factor (dB)	Reading (dBuV)	Emission Level (dBuV/m)	Limits (dBuV/m)	Margin (dB)	Remark
1	5460.000	33.94	9.25	35.70	42.50	49.99	74.00	24.01	Peak
2	5715.000	34.09	9.51	35.70	59.41	67.31	74.00	6.69	Peak
3	5722.810	34.09	9.52	35.70	65.47	73.38	74.00	0.62	Peak
4	5725.000	34.09	9.52	35.70	62.89	70.80	74.00	3.20	Peak
5	5765.810	34.11	9.57	35.70	87.92	95.90	74.00	-21.90	Peak

Remarks: 1. Emission Level= Antenna Factor + Cable Loss + Reading -Amp Factor
2. The emission levels that are 20dB below the official limit are not reported.

Data: 106 File: F:\2014 Report\NNAVIDA\ACS14Q1958 -FCC ID WIFI 5G Band4.EM6 (132)

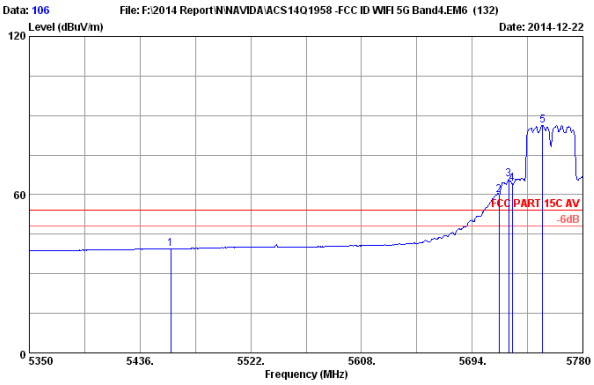

Site no. : 3m Chamber Data no. : 106
Dis. / Ant. : 3m 2014 3115 (4580) Ant. pol. : HORIZONTAL
Limit : FCC PART 15C AV
Env. / Ins. : 23*C/54%
Engineer : Kobe-Huang
EUT : Complex Set-Top Box
Power rating : DC 19V From Adpter Input AC 120V/60Hz
Test Mode : IEEE802.11acVHT40 CH151 5755MHz Tx Mode
M/N : P2571

No.	Freq. (MHz)	Ant. Factor (dB/m)	Cable Loss (dB)	AMP factor (dB)	Reading (dBuV)	Emission Level (dBuV/m)	Limits (dBuV/m)	Margin (dB)	Remark
1	5460.000	33.94	9.25	35.70	31.91	39.40	54.00	14.60	Average
2	5715.000	34.09	9.51	35.70	52.10	60.00	54.00	-6.00	Average
3	5722.380	34.09	9.52	35.70	57.79	65.70	54.00	-11.70	Average
4	5725.000	34.09	9.52	35.70	56.34	64.25	54.00	-10.25	Average
5	5748.610	34.10	9.55	35.70	78.21	86.16	54.00	-32.16	Average

Remarks: 1. Emission Level= Antenna Factor + Cable Loss + Reading -Amp Factor
2. The emission levels that are 20dB below the official limit are not reported.

Data: 107 File: F:\2014 Report\NNAVIDA\ACS14Q1958 -FCC ID WIFI 5G Band4.EM6 (132)

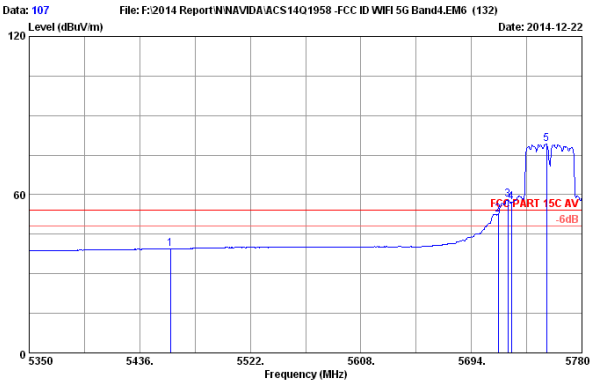

Site no. : 3m Chamber Data no. : 107
Dis. / Ant. : 3m 2014 3115 (4580) Ant. pol. : VERTICAL
Limit : FCC PART 15C AV
Env. / Ins. : 23*C/54%
Engineer : Kobe-Huang
EUT : Complex Set-Top Box
Power rating : DC 19V From Adpter Input AC 120V/60Hz
Test Mode : IEEE802.11acVHT40 CH151 5755MHz Tx Mode
M/N : P2571

No.	Freq. (MHz)	Ant. Factor (dB/m)	Cable Loss (dB)	AMP factor (dB)	Reading (dBuV)	Emission Level (dBuV/m)	Limits (dBuV/m)	Margin (dB)	Remark
1	5460.000	33.94	9.25	35.70	31.94	39.43	54.00	14.57	Average
2	5715.000	34.09	9.51	35.70	44.70	52.60	54.00	1.40	Average
3	5722.380	34.09	9.52	35.70	50.16	58.07	54.00	-4.07	Average
4	5725.000	34.09	9.52	35.70	49.28	57.19	54.00	-3.19	Average
5	5752.480	34.10	9.55	35.70	71.19	79.14	54.00	-25.14	Average

Remarks: 1. Emission Level= Antenna Factor + Cable Loss + Reading -Amp Factor
2. The emission levels that are 20dB below the official limit are not reported.

Data: 112 File: F:\2014 Report\NNAVIDA\ACS14Q1958 -FCC ID WIFI 5G Band4.EM6 (132)

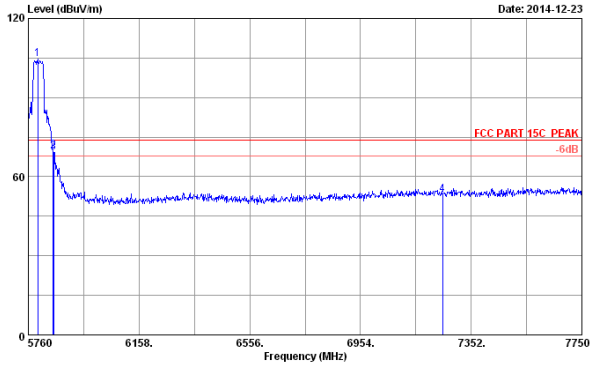

Site no. : 3m Chamber Data no. : 112
Dis. / Ant. : 3m 2014 3115 (4580) Ant. pol. : HORIZONTAL
Limit : FCC PART 15C PEAK
Env. / Ins. : 23°C/54%
Engineer : Kobe-Huang
EUT : Complex Set-Top Box
Power rating : DC 19V From Adpter Input AC 120V/60Hz
Test Mode : IEEE802.11acVHT40 CH159 5795MHz Tx Mode
M/N : P2571

No.	Freq. (MHz)	Ant. Factor (dB/m)	Cable Loss (dB)	AMP factor (dB)	Reading (dBuV)	Emission Level (dBuV/m)	Limits (dBuV/m)	Margin (dB)	Remark
1	5793.830	34.12	9.60	35.70	96.59	104.61	74.00	-30.61	Peak
2	5850.000	34.14	9.66	35.70	61.78	69.88	74.00	4.12	Peak
3	5851.000	34.14	9.66	35.70	61.16	69.26	74.00	4.74	Peak
4	7250.000	36.05	10.99	35.45	41.70	53.29	74.00	20.71	Peak

Remarks: 1. Emission Level= Antenna Factor + Cable Loss + Reading -Amp Factor
2. The emission levels that are 20dB below the official limit are not reported.

Data: 109 File: F:\2014 Report\NNAVIDA\ACS14Q1958 -FCC ID WIFI 5G Band4.EM6 (132)

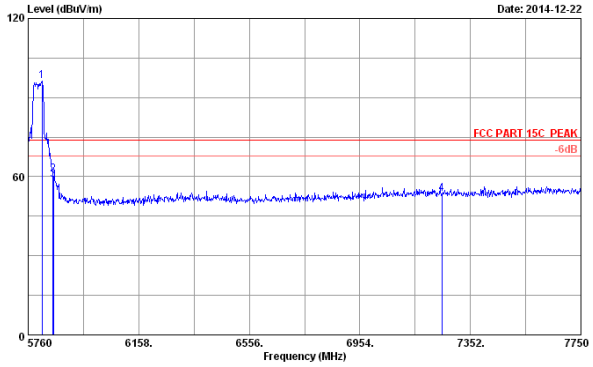

Site no. : 3m Chamber Data no. : 109
Dis. / Ant. : 3m 2014 3115 (4580) Ant. pol. : VERTICAL
Limit : FCC PART 15C PEAK
Env. / Ins. : 23°C/54%
Engineer : Kobe-Huang
EUT : Complex Set-Top Box
Power rating : DC 19V From Adpter Input AC 120V/60Hz
Test Mode : IEEE802.11acVHT40 CH159 5795MHz Tx Mode
M/N : P2571

No.	Freq. (MHz)	Ant. Factor (dB/m)	Cable Loss (dB)	AMP factor (dB)	Reading (dBuV)	Emission Level (dBuV/m)	Limits (dBuV/m)	Margin (dB)	Remark
1	5809.750	34.12	9.61	35.70	88.09	96.12	74.00	-22.12	Peak
2	5850.000	34.14	9.66	35.70	52.69	60.79	74.00	13.21	Peak
3	5851.000	34.14	9.66	35.70	50.63	58.73	74.00	15.27	Peak
4	7250.000	36.05	10.99	35.45	41.74	53.33	74.00	20.67	Peak

Remarks: 1. Emission Level= Antenna Factor + Cable Loss + Reading -Amp Factor
2. The emission levels that are 20dB below the official limit are not reported.

Data: 111 File: F:\2014 Report\NNAVIDA\ACS14Q1958 -FCC ID WIFI 5G Band4.EM6 (132)

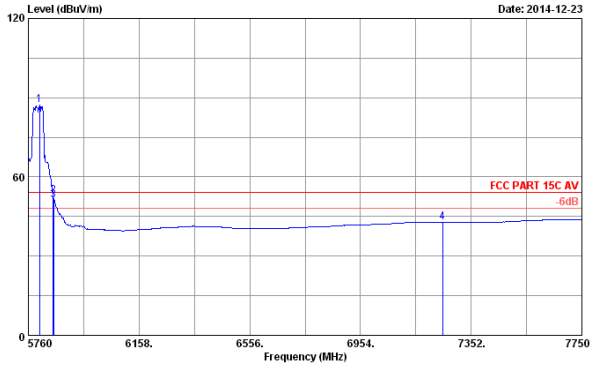

Site no. : 3m Chamber Data no. : 111
Dis. / Ant. : 3m 2014 3115 (4580) Ant. pol. : HORIZONTAL
Limit : FCC PART 15C AV
Env. / Ins. : 23°C/54%
Engineer : Kobe-Huang
EUT : Complex Set-Top Box
Power rating : DC 19V From Adpter Input AC 120V/60Hz
Test Mode : IEEE802.11acVHT40 CH159 5795MHz Tx Mode
M/N : P2571

No.	Freq. (MHz)	Ant. Factor (dB/m)	Cable Loss (dB)	AMP factor (dB)	Reading (dBuV)	Emission Level (dBuV/m)	Limits (dBuV/m)	Margin (dB)	Remark
1	5799.800	34.12	9.60	35.70	79.10	87.12	54.00	-33.12	Average
2	5850.000	34.14	9.66	35.70	44.60	52.70	54.00	1.30	Average
3	5851.000	34.14	9.66	35.70	43.00	51.10	54.00	2.90	Average
4	7250.000	36.05	10.99	35.45	31.33	42.92	54.00	11.08	Average

Remarks: 1. Emission Level= Antenna Factor + Cable Loss + Reading -Amp Factor
2. The emission levels that are 20dB below the official limit are not reported.

Data: 110 File: F:\2014 Report\NNAVIDA\ACS14Q1958 -FCC ID WIFI 5G Band4.EM6 (132)

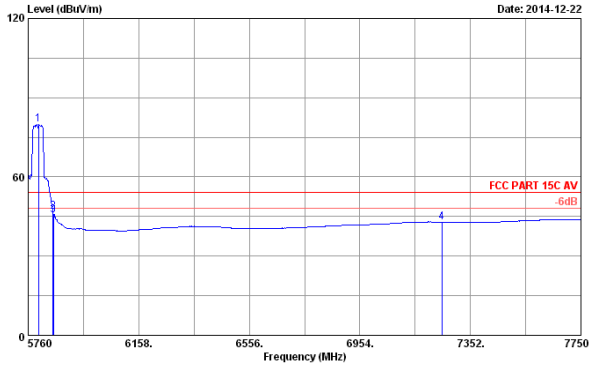

Site no. : 3m Chamber Data no. : 110
Dis. / Ant. : 3m 2014 3115 (4580) Ant. pol. : VERTICAL
Limit : FCC PART 15C AV
Env. / Ins. : 23°C/54%
Engineer : Kobe-Huang
EUT : Complex Set-Top Box
Power rating : DC 19V From Adpter Input AC 120V/60Hz
Test Mode : IEEE802.11acVHT40 CH159 5795MHz Tx Mode
M/N : P2571

No.	Freq. (MHz)	Ant. Factor (dB/m)	Cable Loss (dB)	AMP factor (dB)	Reading (dBuV)	Emission Level (dBuV/m)	Limits (dBuV/m)	Margin (dB)	Remark
1	5797.810	34.12	9.60	35.70	71.92	79.94	54.00	-25.94	Average
2	5850.000	34.14	9.66	35.70	38.60	46.70	54.00	7.30	Average
3	5851.000	34.14	9.66	35.70	37.51	45.61	54.00	8.39	Average
4	7250.000	36.05	10.99	35.45	31.32	42.91	54.00	11.09	Average

Remarks: 1. Emission Level= Antenna Factor + Cable Loss + Reading -Amp Factor
2. The emission levels that are 20dB below the official limit are not reported.

IEEE 802.11acVHT80

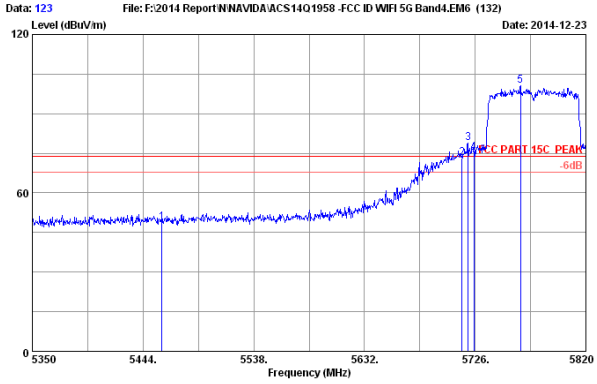

Site no. : 3m Chamber Data no. : 123
Dis. / Ant. : 3m 2014 3115 (4580) Ant. pol. : HORIZONTAL
Limit : FCC PART 15C PEAK
Env. / Ins. : 23*C/54%
Engineer : Kobe-Huang
EUT : Complex Set-Top Box
Power rating : DC 19V From Adpter Input AC 120V/60Hz
Test Mode : IEEE802.11acVHT80 CH155 5775MHz Tx Mode
M/N : P2571

No.	Freq. (MHz)	Ant. Factor (dB/m)	Cable Loss (dB)	AMP factor (dB)	Reading (dBuV)	Emission Level (dBuV/m)	Limits (dBuV/m)	Margin (dB)	Remark
1	5460.000	33.94	9.25	35.70	41.18	48.67	74.00	25.33	Peak
2	5715.000	34.09	9.51	35.70	65.27	73.17	74.00	0.83	Peak
3	5719.890	34.09	9.52	35.70	70.92	78.83	74.00	-4.83	Peak
4	5725.000	34.09	9.52	35.70	67.40	75.31	74.00	-1.31	Peak
5	5764.540	34.11	9.57	35.70	92.74	100.72	74.00	-26.72	Peak

Remarks: 1. Emission Level= Antenna Factor + Cable Loss + Reading -Amp Factor
2. The emission levels that are 20dB below the official limit are not reported.

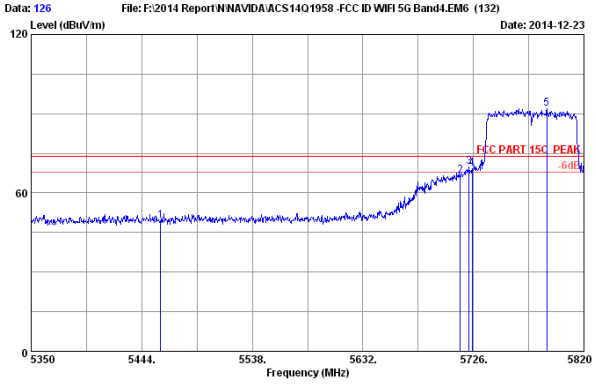

Site no. : 3m Chamber Data no. : 126
Dis. / Ant. : 3m 2014 3115 (4580) Ant. pol. : VERTICAL
Limit : FCC PART 15C PEAK
Env. / Ins. : 23*C/54%
Engineer : Kobe-Huang
EUT : Complex Set-Top Box
Power rating : DC 19V From Adpter Input AC 120V/60Hz
Test Mode : IEEE802.11acVHT80 CH155 5775MHz Tx Mode
M/N : P2571

No.	Freq. (MHz)	Ant. Factor (dB/m)	Cable Loss (dB)	AMP factor (dB)	Reading (dBuV)	Emission Level (dBuV/m)	Limits (dBuV/m)	Margin (dB)	Remark
1	5460.000	33.94	9.25	35.70	42.05	49.54	74.00	24.46	Peak
2	5715.000	34.09	9.51	35.70	58.47	66.37	74.00	7.63	Peak
3	5722.240	34.09	9.52	35.70	61.91	69.82	74.00	4.18	Peak
4	5725.000	34.09	9.52	35.70	61.17	69.08	74.00	4.92	Peak
5	5788.510	34.12	9.59	35.70	83.82	91.83	74.00	-17.83	Peak

Remarks: 1. Emission Level= Antenna Factor + Cable Loss + Reading -Amp Factor
2. The emission levels that are 20dB below the official limit are not reported.

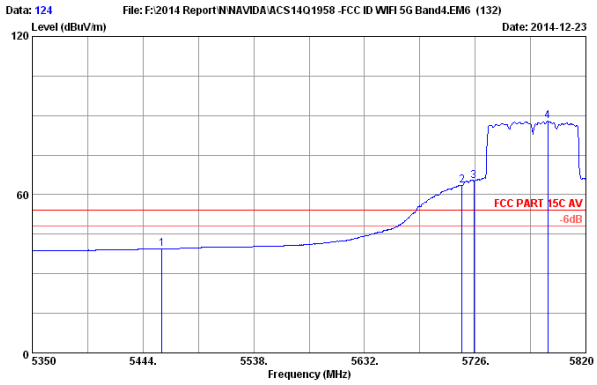

Site no. : 3m Chamber Data no. : 124
Dis. / Ant. : 3m 2014 3115 (4580) Ant. pol. : HORIZONTAL
Limit : FCC PART 15C AV
Env. / Ins. : 23*C/54%
Engineer : Kobe-Huang
EUT : Complex Set-Top Box
Power rating : DC 19V From Adpter Input AC 120V/60Hz
Test Mode : IEEE802.11acVHT80 CH155 5775MHz Tx Mode
M/N : P2571

No.	Freq. (MHz)	Ant. Factor (dB/m)	Cable Loss (dB)	AMP factor (dB)	Reading (dBuV)	Emission Level (dBuV/m)	Limits (dBuV/m)	Margin (dB)	Remark
1	5460.000	33.94	9.25	35.70	31.96	39.45	54.00	14.55	Average
2	5715.000	34.09	9.51	35.70	55.67	63.57	54.00	-9.57	Average
3	5725.000	34.09	9.52	35.70	57.15	65.06	54.00	-11.06	Average
4	5787.570	34.12	9.59	35.70	79.86	87.87	54.00	-33.87	Average

Remarks: 1. Emission Level= Antenna Factor + Cable Loss + Reading -Amp Factor
2. The emission levels that are 20dB below the official limit are not reported.

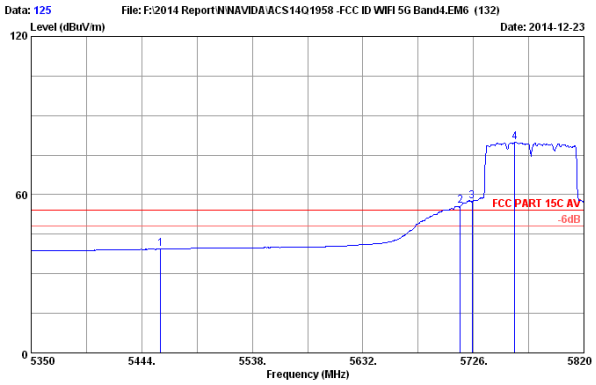

Site no. : 3m Chamber Data no. : 125
Dis. / Ant. : 3m 2014 3115 (4580) Ant. pol. : VERTICAL
Limit : FCC PART 15C AV
Env. / Ins. : 23*C/54%
Engineer : Kobe-Huang
EUT : Complex Set-Top Box
Power rating : DC 19V From Adpter Input AC 120V/60Hz
Test Mode : IEEE802.11acVHT80 CH155 5775MHz Tx Mode
M/N : P2571

No.	Freq. (MHz)	Ant. Factor (dB/m)	Cable Loss (dB)	AMP factor (dB)	Reading (dBuV)	Emission Level (dBuV/m)	Limits (dBuV/m)	Margin (dB)	Remark
1	5460.000	33.94	9.25	35.70	31.91	39.40	54.00	14.60	Average
2	5715.000	34.09	9.51	35.70	47.84	55.74	54.00	-1.74	Average
3	5725.000	34.09	9.52	35.70	49.44	57.35	54.00	-3.35	Average
4	5761.250	34.10	9.56	35.70	71.88	79.84	54.00	-25.84	Average

Remarks: 1. Emission Level= Antenna Factor + Cable Loss + Reading -Amp Factor
2. The emission levels that are 20dB below the official limit are not reported.

Data: 132 File: F:\2014 Report\N\NAVIDA\ACS14Q1958 -FCC ID WIFI 5G Band4.EM6 (132)

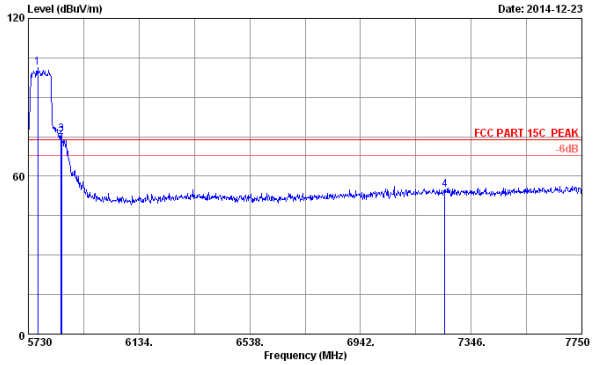

Site no. : 3m Chamber Data no. : 132
Dis. / Ant. : 3m 2014 3115 (4580) Ant. pol. : HORIZONTAL
Limit : FCC PART 15C PEAK
Env. / Ins. : 23°C/54%
Engineer : Kobe-Huang
EUT : Complex Set-Top Box
Power rating : DC 19V From Adpter Input AC 120V/60Hz
Test Mode : IEEE802.11acVHT80 CH155 5775MHz Tx Mode
M/N : P2571

No.	Freq. (MHz)	Ant. Factor (dB/m)	Cable Loss (dB)	AMP factor (dB)	Reading (dBuV)	Emission Level (dBuV/m)	Limits (dBuV/m)	Margin (dB)	Remark
1	5764.340	34.11	9.57	35.70	93.15	101.13	74.00	-27.13	Peak
2	5850.000	34.14	9.66	35.70	66.93	75.03	74.00	-1.03	Peak
3	5851.000	34.14	9.66	35.70	67.70	75.80	74.00	-1.80	Peak
4	7250.000	36.05	10.99	35.45	43.34	54.93	74.00	19.07	Peak

Remarks: 1. Emission Level= Antenna Factor + Cable Loss + Reading -Amp Factor
2. The emission levels that are 20dB below the official limit are not reported.

Data: 129 File: F:\2014 Report\N\NAVIDA\ACS14Q1958 -FCC ID WIFI 5G Band4.EM6 (132)

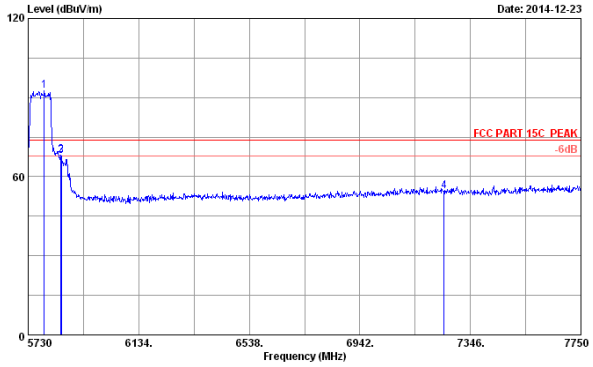

Site no. : 3m Chamber Data no. : 129
Dis. / Ant. : 3m 2014 3115 (4580) Ant. pol. : VERTICAL
Limit : FCC PART 15C PEAK
Env. / Ins. : 23°C/54%
Engineer : Kobe-Huang
EUT : Complex Set-Top Box
Power rating : DC 19V From Adpter Input AC 120V/60Hz
Test Mode : IEEE802.11acVHT80 CH155 5775MHz Tx Mode
M/N : P2571

No.	Freq. (MHz)	Ant. Factor (dB/m)	Cable Loss (dB)	AMP factor (dB)	Reading (dBuV)	Emission Level (dBuV/m)	Limits (dBuV/m)	Margin (dB)	Remark
1	5788.580	34.12	9.59	35.70	84.63	92.64	74.00	-18.64	Peak
2	5850.000	34.14	9.66	35.70	59.93	68.03	74.00	5.97	Peak
3	5851.000	34.14	9.66	35.70	59.89	67.99	74.00	6.01	Peak
4	7250.000	36.05	10.99	35.45	42.84	54.43	74.00	19.57	Peak

Remarks: 1. Emission Level= Antenna Factor + Cable Loss + Reading -Amp Factor
2. The emission levels that are 20dB below the official limit are not reported.

Data: 131 File: F:\2014 Report\N\NAVIDA\ACS14Q1958 -FCC ID WIFI 5G Band4.EM6 (132)

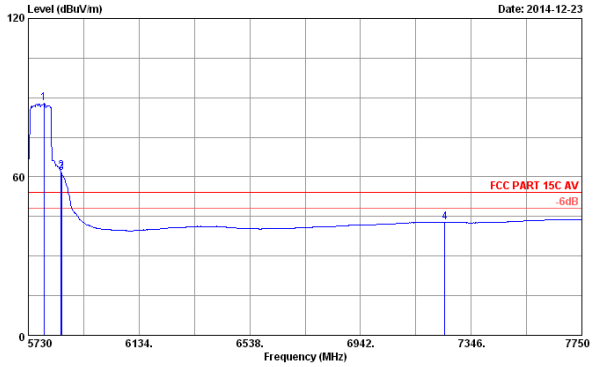

Site no. : 3m Chamber Data no. : 131
Dis. / Ant. : 3m 2014 3115 (4580) Ant. pol. : HORIZONTAL
Limit : FCC PART 15C AV
Env. / Ins. : 23°C/54%
Engineer : Kobe-Huang
EUT : Complex Set-Top Box
Power rating : DC 19V From Adpter Input AC 120V/60Hz
Test Mode : IEEE802.11acVHT80 CH155 5775MHz Tx Mode
M/N : P2571

No.	Freq. (MHz)	Ant. Factor (dB/m)	Cable Loss (dB)	AMP factor (dB)	Reading (dBuV)	Emission Level (dBuV/m)	Limits (dBuV/m)	Margin (dB)	Remark
1	5786.560	34.11	9.59	35.70	79.81	87.81	54.00	-33.81	Average
2	5850.000	34.14	9.66	35.70	54.14	62.24	54.00	-8.24	Average
3	5851.000	34.14	9.66	35.70	53.40	61.50	54.00	-7.50	Average
4	7250.000	36.05	10.99	35.45	31.26	42.85	54.00	11.15	Average

Remarks: 1. Emission Level= Antenna Factor + Cable Loss + Reading -Amp Factor
2. The emission levels that are 20dB below the official limit are not reported.

Data: 130 File: F:\2014 Report\N\NAVIDA\ACS14Q1958 -FCC ID WIFI 5G Band4.EM6 (132)

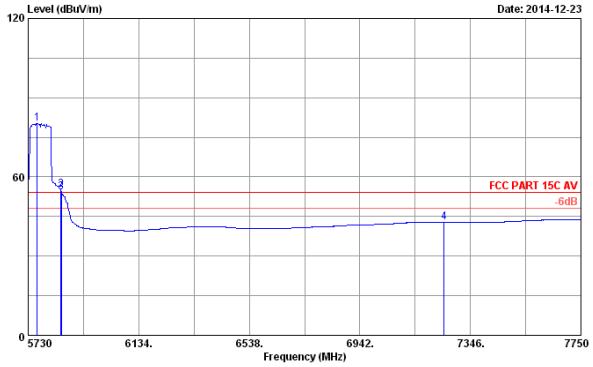

Site no. : 3m Chamber Data no. : 130
Dis. / Ant. : 3m 2014 3115 (4580) Ant. pol. : VERTICAL
Limit : FCC PART 15C AV
Env. / Ins. : 23°C/54%
Engineer : Kobe-Huang
EUT : Complex Set-Top Box
Power rating : DC 19V From Adpter Input AC 120V/60Hz
Test Mode : IEEE802.11acVHT80 CH155 5775MHz Tx Mode
M/N : P2571

No.	Freq. (MHz)	Ant. Factor (dB/m)	Cable Loss (dB)	AMP factor (dB)	Reading (dBuV)	Emission Level (dBuV/m)	Limits (dBuV/m)	Margin (dB)	Remark
1	5762.320	34.10	9.56	35.70	72.40	80.36	54.00	-26.36	Average
2	5850.000	34.14	9.66	35.70	46.91	55.01	54.00	-1.01	Average
3	5851.000	34.14	9.66	35.70	46.16	54.26	54.00	-0.26	Average
4	7250.000	36.05	10.99	35.45	31.29	42.88	54.00	11.12	Average

Remarks: 1. Emission Level= Antenna Factor + Cable Loss + Reading -Amp Factor
2. The emission levels that are 20dB below the official limit are not reported.