11. SETUP PHOTOS

RADIATED EMISSIONS MEASUREMENT SETUP	
	
RADIATED FRONT PHOTO (BELOW 1 GHz)	RADIATED BACK PHOTO (BELOW 1 GHz)
	
RADIATED FRONT PHOTO (ABOVE 1 GHz)	RADIATED BACK PHOTO (ABOVE 1 GHz)
	
RADIATED FRONT PHOTO (BELOW 30 MHz)	RADIATED BACK PHOTO (BELOW 30 MHz)

This report shall not be reproduced except in full, without the written approval of UL Verification Services Inc.

ANTENNA PORT CONDUCTED RF MEASUREMENT SETUP AND RADIATED EMISSIONS MEASUREMENT CONFIGURATION



ANTENNA PORT CONDUCTED PHOTO



ANTENNA AT 0 DEGREE FRONT PHOTO



ANTENNA AT 45 DEGREE FRONT PHOTO



ANTENNA AT 90 DEGREE FRONT PHOTO

AC POWER LINE CONDUCTED



FRONT PHOTO

BACK PHOTO

END OF REPORT

UL VERIFICATION SERVICES INC. FORM NO: CCSUP4701I
47173 BENICIA STREET, FREMONT, CA 94538, USA TEL: (510) 771-1000 FAX: (510) 661-0888
This report shall not be reproduced except in full, without the written approval of UL Verification Services Inc.