TEST REPORT

Application No.:	KSCR2404000566AT
FCC ID:	VPYLBEE5HY2FY
IC:	772C-LBEE5HY2FY
Name of Testing Laboratory preparing the Report:	Compliance Certification Services (Kunshan) Inc.
Address of Testing Laboratory preparing the Report:	No.10 Weiye Rd, Innovation park, Eco&Tec, Development Zone, Kunshan City, Jiangsu, China.
Applicant:	Murata Manufacturing Co., Ltd.
Address of Applicant:	10-1, Higashikotari 1-chome, Nagaokakyo-shi, Kyoto, 617-8555 Japan
Manufacturer:	Murata Manufacturing Co., Ltd.
Address of Manufacturer:	10-1, Higashikotari 1-chome, Nagaokakyo-shi, Kyoto, 617-8555 Japan
Equipment Under Test (EUT):	
EUT Name:	WLAN+Bluetooth Module
Model No.:	LBEE5HY2FY
Trade Mark:	KEYENCE
Standards:	47 CFR Part 15, Subpart E 15.407 RSS-248 Issue 3, October 2024 RSS-Gen Issue 5 Amendment 2 (February 2021)
Date of Receipt:	2024-04-03
Date of Test:	2024-08-02 to 2025-01-22
Date of Issue:	2025-03-12
Test Result :	**Pass***

*In the configuration tested, the EUT complied with the standards specified above.

This document is issued by the Company subject to its General Conditions of Service printed overleaf, available on request or accessible at http://www.sgs.com/en/Terms-and-Conditions.aspx and, for electronic format documents, subject to Terms and Conditions for Electronic Documents at http://www.sgs.com/en/Terms-and-Conditions/Terms-e-Document.aspx. Attention is drawn to the limitation of liability, indemnification and jurisdiction issues defined therein.
Any holder of this document is advised that information contained hereon reflects the Company's findings at the time of its intervention only and within the limits of Client's instructions, if any. The Company's sole responsibility is to its Client and this document does not exonerate parties to a transaction from exercising all their rights and obligations under the transaction documents. This document cannot be reproduced except in full, without prior written approval of the Company. Any unauthorized alteration, forgery or falsification of the content or appearance of this document is unlawful and offenders may be prosecuted to the fullest extent of the law.
Unless otherwise stated the results shown in this test report refer only to the sample(s) tested and such sample(s) are retained for 30 days only.

Member of the SGS Group (SGS SA)

Revision Record			
Version	**Description**	***Date***	***Remark***
00	Original	2025-03-12	/

Authorized for issue by:				
Tested By		Tommie Tang **Tommie_Tang /Project Engineer**		
Approved By		Terry Hou **Terry Hou /Reviewer**		

2 Contents

2 Contents **3**
3 Test Summary **4**
4 General Information **6**
4.1 Details of E.U.T. 6
4.2 Description of Support Units 6
4.3 Worst-case configuration and mode 7
4.4 Power level setting using in test: 7
4.5 Measurement Uncertainty 9
4.6 Test Location 10
4.7 Test Facility 10
4.8 Deviation from Standards 10
4.9 Abnormalities from Standard Conditions 10
5 Equipment List **11**
6 Test results and Measurement Data **13**
6.1 Antenna Requirement 13
6.2 AC Power Line Conducted Emissions 14
6.3 Duty Cycle 18
6.4 Maximum e.i.r.p. 19
6.5 26dB Emission Bandwidth 20
6.6 99% Occupied Bandwidth 21
6.7 Power Spectral Density 22
6.8 In-Band Emissions 23
6.9 Contention Based Protocol 24
6.10 Radiated Spurious Emissions 26
6.11 Restricted bands around fundamental frequency 239
7 Test Setup Photo **281**
8 EUT Constructional Details (EUT Photos) **281**
9 Appendix **282**

3 Test Summary

Radio Spectrum Technical Requirement					
Item	**FCC Requirement**	**IC Requirement**	**FCC Method**	**IC Method**	**Result**
Antenna Requirement	47 CFR Part 15, Subpart C 15.203	RSS-248 Issue 3, June, 2024	N/A	N/A	Pass
Transmission in the Absence of Data	47 CFR Part 15, Subpart E 15.407 (c)	N/A	N/A	N/A	Pass

N/A: Not applicable

Radio Spectrum Matter Part						
Item	**FCC Requirement**	**IC Requirement**	**FCC Method**	**IC Method**	**Result**	**Note**
Conducted Emissions at AC Power Line (150kHz-30MHz)	47 CFR Part 15, Subpart C 15.207 & Subpart E 15.407 (b)(9)	RSS-Gen Section 8.8	ANSI C63.10 (2013) Section 6.2	ANSI C63.10 (2013) Section 6.2	Pass	N
Duty Cycle	ANSI C63.10 (2013) SECTION 12.2	ANSI C63.10 (2013) SECTION 12.2	ANSI C63.10 (2013) Section 12.2	ANSI C63.10 (2013) Section 12.2	Pass	
99% Bandwidth	ANSI C63.10 (2013) Section 12.4.2	RSS-Gen Section 6.7 RSS-248 Section 4.4	ANSI C63.10 (2013) Section 12.4.2	ANSI C63.10 (2013) Section 12.4.2	Pass	
26dB Emission bandwidth	47 CFR Part 15, Subpart E 15.407 (a)	ANSI C63.10 (2013) Section 12.4.1	ANSI C63.10 (2013) Section 12.4.1	ANSI C63.10 (2013) Section 12.4.1	Pass	
Maximum Conducted output power	47 CFR Part 15, Subpart E 15.407 (a)	RSS-248 Section 4.5	ANSI C63.10 (2013) Section 12.3	ANSI C63.10 (2013) Section 12.3	Pass	
Maximum Power spectral density	47 CFR Part 15, Subpart E 15.407 (a)	RSS-248 Section 4.5	ANSI C63.10 (2013) Section 12.5	ANSI C63.10 (2013) Section 12.5	Pass	
In-Band Emissions	47 CFR Part 15, Subpart E 15.407 (b)	RSS-248 Section 4.6.2	ANSI C63.10 (2013) Section 12.5	ANSI C63.10 (2013) Section 12.5	Pass	
Radiated Emissions (Below 1GHz)	47 CFR Part 15, Subpart C 15.209 & Subpart E 15.407(b)	RSS-Gen Section 8.9	ANSI C63.10 (2013) Section 6.4,6.5	ANSI C63.10 (2013) Section 6.4,6.5	Pass	
Radiated Emissions (Above 1GHz)	47 CFR Part 15, Subpart C 15.209 & Subpart E 15.407(b)	RSS-Gen Section 8.9	ANSI C63.10 (2013) Section 6.6	ANSI C63.10 (2013) Section 6.6	Pass	N

Radio Spectrum Matter Part						
Item	**FCC Requirement**	**IC Requirement**	**FCC Method**	**IC Method**	**Result**	**Note**
Radiated Emissions which fall in the restricted bands	47 CFR Part 15, Subpart C 15.209 & Subpart E 15.407(b)	RSS-Gen Section 8.10	ANSI C63.10 (2013) Section 6.10.5	ANSI C63.10 (2013) Section 6.10.5	Pass	N
Contention-based Protocol	47 CFR Part 15, Subpart E 15.407 (d)(6)	RSS-248 Section 4.7	KDB 987594 D02	KDB 987597 D02	Pass	N
Frequency Stability	47 CFR Part 15, Subpart E 15.407 (g)	RSS-Gen Section 8.11	ANSI C63.10 (2013) Section 6.8	RSS-Gen Section 6.11	Pass	

Note: Items other than newly tested [N] are leveraged from test report KSCR240400056606.

4 General Information

4.1 Details of E.U.T.

Power supply:	DC 3.3V			
Operation Frequency/ Number of channels (20MHz):	Band	Mode	Frequency Range (MHz)	Number of channels
	U-NII 5	802.11a/ax	5955-6415	24
	U-NII 6	802.11a/ax	6435-6515	5
	U-NII 7	802.11a/ax	6535-6875	18
	U-NII 8	802.11a/ax	6895-7095	11
Modulation Type:	802.11a: OFDM (BPSK, QPSK, 16QAM, 64QAM); 802.11ax: OFDMA (BPSK, QPSK, 16QAM, 64QAM, 256QAM, 1024-QAM)			
Channel Spacing:	802.11a/ax 20: 20MHz			
Antenna Gain:	PCB Antenna: 2.1dBi (Provided by the manufacturer) Dipole Antenna: 4dBi (Provided by the manufacturer)			

4.2 Description of Support Units

Description	Manufacturer	Model No.	Serial No.
Notebook	LENOVO	K27	/
DC Power Supply	Agilent	E3632A	/
Host	/	/	/

4.3 Worst-case configuration and mode

Pre-scan / Final test	Mode Code	Description
Final test	12	TX mode (U-NII 5) _Keep the EUT in continuously transmitting mode with all modulation types. All data rates for each modulation type have been tested and found the data rate @ 6Mbps is the worst case of IEEE 802.11a; data rate @ MCS0 is the worst case of IEEE 802.11ax 20, Only the data of worst case is recorded in the report.
Final test	13	TX mode (U-NII 6) _ Keep the EUT in continuously transmitting mode with all modulation types. All data rates for each modulation type have been tested and found the data rate @ 6Mbps is the worst case of IEEE 802.11a; data rate @ MCS0 is the worst case of IEEE 802.11ax 20, Only the data of worst case is recorded in the report.
Final test	14	TX mode (U-NII 7) _ Keep the EUT in continuously transmitting mode with all modulation types. All data rates for each modulation type have been tested and found the data rate @ 6Mbps is the worst case of IEEE 802.11a; data rate @ MCS0 is the worst case of IEEE 802.11ax 20, Only the data of worst case is recorded in the report.
Final test	15	TX mode (U-NII 8) _ Keep the EUT in continuously transmitting mode with all modulation types. All data rates for each modulation type have been tested and found the data rate @ 6Mbps is the worst case of IEEE 802.11a; data rate @ MCS0 is the worst case of IEEE 802.11ax 20, Only the data of worst case is recorded in the report.
Final test	16	Normal operating_Keep the EUT communication with the companion device.

4.4 Power level setting using in test:

Channel	802.11a	802.11ax(HE20)		
	Power setting	RU Config	RU Position	Power setting
1	48	RU 242	/	46
		RU26	Left	56
		RU52	Left	50
		RU106	Left	48
45	48	RU 242	/	46
		RU26	Middle	53
93	48	RU 242	/	46
		RU26	Right	48
		RU52	Right	43

		RU106	Right	38
97	58	RU 242	/	56
		RU26	Left	48
		RU52	Left	43
		RU106	Left	38
105	54	RU 242	/	52
		RU26	Middle	46
113	50	RU 242	/	52
		RU26	Right	47
		RU52	Right	42
		RU106	Right	38
117	54	RU 242	/	56
		RU26	Left	48
		RU52	Left	44
		RU106	Left	38
149	54	RU 242	/	56
		RU26	Middle	45
181	54	RU 242	/	52
		RU26	Right	44
		RU52	Right	39
		RU106	Right	33
185	48	RU 242	/	48
		RU26	Left	44
		RU52	Left	38
		RU106	Left	33
189	56	RU 242	/	56
		RU26	Left	46
		RU52	Left	42
		RU106	Left	34
209	56	RU 242	/	58
		RU26	Middle	43
229	58	RU 242	/	58
		RU26	Right	41
		RU52	Right	36
		RU106	Right	31

4.5 Measurement Uncertainty

No.	Item	Measurement Uncertainty
1	Radio Frequency	8.4 x 10-8
2	Timeout	2s
3	Duty Cycle	0.37%
4	Occupied Bandwidth	3%
5	RF Conducted Power	0.6dB
6	RF Power Density	2.9dB
7	Conducted Spurious Emissions	0.75dB
8	RF Radiated Power	5.2dB (Below 1GHz)
		5.9dB (Above 1GHz)
9	Radiated Spurious Emission Test	4.2dB (Below 30MHz)
		4.5dB (30MHz-1GHz)
		5.1dB (1GHz-18GHz)
		5.4dB (Above 18GHz)
10	Temperature Test	1°C
11	Humidity Test	3%
12	Supply Voltages	1.5%
13	Time	3%
Note: The measurement uncertainty represents an expanded uncertainty expressed at approximately the 95% confidence level using a coverage factor of k=2.		

4.6 Test Location

All tests were performed at:

Compliance Certification Services (Kunshan) Inc.
No.10 Weiye Rd, Innovation park, Eco&Tec, Development Zone, Kunshan City, Jiangsu, China.
Tel: +86 512 5735 5888 Fax: +86 512 5737 0818

No tests were sub-contracted.

Note:

1. SGS is not responsible for wrong test results due to incorrect information (e.g., max. internal working frequency, antenna gain, cable loss, etc) is provided by the applicant. (If applicable).
2. SGS is not responsible for the authenticity, integrity and the validity of the conclusion based on results of the data provided by applicant. (If applicable).
3. Sample source: sent by customer.

4.7 Test Facility

The test facility is recognized, certified, or accredited by the following organizations:

• A2LA

Compliance Certification Services (Kunshan) Inc. is accredited by the American Association for Laboratory Accreditation (A2LA). Certificate No. 2541.01.

• FCC

Compliance Certification Services (Kunshan) Inc. has been recognized as an accredited testing laboratory. Designation Number: CN1172.

• ISED

Compliance Certification Services (Kunshan) Inc. has been recognized by Innovation, Science and Economic Development Canada (ISED) as an accredited testing laboratory. Company Number: 2324E

• VCCI

The 3m and 10m Semi-anechoic chamber and Shielded Room of Compliance Certification Services (Kunshan) Inc. has been registered in accordance with the Regulations for Voluntary Control Measures with Registration No.: R-20134, R-11600, C-11707, T-11499, G-10216 respectively.

4.8 Deviation from Standards

None

4.9 Abnormalities from Standard Conditions

None

5 Equipment List

Item	Equipment	Manufacturer	Model	Inventory No	Cal Date	Cal. Due Date
Conducted Emission at Mains Terminals						
1	EMI Test Receive	R&S	ESCI	KS301101	01/15/2024	01/14/2025
2	LISN	R&S	ENV216	KS301197	01/15/2024	01/14/2025
3	LISN	Schwarzbeck	NNLK 8129	KS301091	01/15/2024	01/14/2025
4	Pulse Limiter	R&S	ESH3-Z2	KUS1902E001	01/15/2024	01/14/2025
5	CE test Cable	Thermax	/	CZ301102	01/15/2024	01/14/2025
6	Test Software	Farad	EZ-EMC	/	N.C.R	N.C.R
RF Conducted Test						
1	Spectrum Analyzer	Keysight	N9020A	KUS1911E004-2	08/24/2023	08/23/2024
	Spectrum Analyzer	Keysight	N9020A	KUS1911E004-2	08/01/2024	07/31/2025
2	Spectrum Analyzer	Keysight	N9020A	KUS2001M001-2	08/24/2023	08/23/2024
	Spectrum Analyzer	Keysight	N9020A	KUS2001M001-2	08/01/2024	07/31/2025
3	Spectrum Analyzer	Keysight	N9030B	KSEM021-1	01/15/2024	01/13/2025
4	Signal Generator	R&S	SMBV100B	KSEM032	03/19/2024	03/18/2025
5	Signal Generator	R&S	SMW200A	KSEM020-1	08/24/2023	08/23/2024
	Signal Generator	R&S	SMW200A	KSEM020-1	08/02/2024	08/01/2025
6	Signal Generator	Agilent	N5182A	KUS2001M001-1	08/24/2023	08/23/2024
	Signal Generator	Agilent	N5182A	KUS2001M001-1	08/01/2024	07/31/2025
7	Signal Generator	Agilent	E8257C	KS301066	08/24/2023	08/23/2024
	Signal Generator	Agilent	E8257C	KS301066	08/06/2024	08/05/2025
8	Radio Communication Test Station	Anritsu	MT8000A	KSEM001-1	08/24/2023	08/23/2024
	Radio Communication Test Station	Anritsu	MT8000A	KSEM001-1	08/01/2024	07/31/2025
9	Radio Communication Analyzer	Anritsu	MT8821C	KSEM002-1	03/19/2024	03/18/2025
10	Universal Radio Communication Tester	R&S	CMW500	KUS1911E004-1	08/24/2023	08/23/2024
	Universal Radio Communication Tester	R&S	CMW500	KUS1911E004-1	08/12/2024	08/11/2025
11	Switcher	TST	FY562	KUS2001M001-4	01/15/2024	01/13/2025
12	Conducted Test Cable	Thermax	RF01-RF04	CZ301111-CZ301120	01/15/2024	01/13/2025
13	Temp. / Humidity Chamber	TERCHY	MHK-120AK	KS301190	08/27/2023	08/26/2024
	Temp. / Humidity Chamber	TERCHY	MHK-120AK	KS301190	08/26/2024	08/25/2025
14	Temperature & Humidity Recorder	Renke Control	RS-WS-N01-6J	KSEM024-5	03/19/2024	03/18/2025
15	Software	BST	TST-PASS	/	NCR	NCR
RF Radiated Test						
1	Spectrum Analyzer	R&S	FSV40	KUS1806E003	08/24/2023	08/23/2024

	Spectrum Analyzer	R&S	FSV40	KUS1806E003	08/06/2024	08/05/2025
2	Universal Radio Communication Tester	R&S	CMW500	KSEM009-1	03/19/2024	03/18/2025
4	Loop Antenna	COM-POWER	AL-130R	KUS1806E001	03/18/2023	03/17/2025
5	Bilog Antenna	TESEQ	CBL 6112D	KUS1806E005	06/29/2023	06/28/2025
6	Bilog Antenna	TESEQ	CBL 6112D	KUS1806E006	03/19/2024	03/18/2025
7	Horn-antenna(1-18GHz)	Schwarzbeck	BBHA9120D	KS301079	03/23/2024	08/22/2026
8	Horn-antenna(1-18GHz)	ETS-LINDGREN	3117	KS301186	04/07/2023	04/06/2025
9	Horn Antenna(18-40GHz)	Schwarzbeck	BBHA9170	CZ301058	01/07/2024	01/06/2026
10	Amplifier(30MHz~18GHz)	PANSHAN TECHNOLOGY	LNA:1~18G	KSEM010-1	01/15/2024	01/13/2025
11	Amplifier(18~40GHz)	PANSHAN TECHNOLOGY	LNA180400G40	KSEM038	08/24/2023	08/23/2024
	Amplifier(18~40GHz)	PANSHAN TECHNOLOGY	LNA180400G40	KSEM038	08/12/2024	08/11/2025
12	RE Test Cable	REBES MICROWAVE	/	CZ301097	08/24/2023	08/23/2024
	RE Test Cable	REBES MICROWAVE	/	CZ301097	08/12/2024	08/11/2025
13	Temperature & Humidity Recorder	Renke Control	RS-WS-N01-6J	KSEM024-4	03/21/2024	03/20/2025
14	Software	Faratronic	EZ_EMC-v 3A1	/	NCR	NCR
15	Software	ESE	E3_V 6.111221a	/	NCR	NCR

6 Test results and Measurement Data

6.1 Antenna Requirement

6.1.1 Test Requirement:

47 CFR Part 15, Subpart C 15.203

6.1.2 Conclusion

Standard Requirement:

An intentional radiator shall be designed to ensure that no antenna other than that furnished by the responsible party shall be used with the device. The use of a antenna that uses a unique coupling to the intentional radiator, the manufacturer may design the unit permanently attached antenna or of an so that a broken antenna can be replaced by the user, but the use of a standard antenna jack or electrical connector is prohibited.

EUT Antenna:

The antenna complies with this requirement and no consideration of replacement. The best case gain of the PCB antenna is 2.1dBi, Dipole antenna is 4dBi.

Antenna location: Refer to internal photo.

6.2 AC Power Line Conducted Emissions

Test Requirement:	47 CFR Part 15 Section 15.407(b)		
Test Method:	ANSI C63.10: 2013 Section 6.2		
Test Frequency Range:	150kHz to 30MHz		
Receiver Setup:	RBW = 9kHz, VBW = 30kHz		
Limit:	Frequency range (MHz)	Limit (dBuV)	
		Quasi-peak	Average
	0.15-0.5	66 to 56*	56 to 46*
	0.5-5	56	46
	5-30	60	50
	* Decreases with the logarithm of the frequency.		
Test Procedure:	1) The mains terminal disturbance voltage test was conducted in a shielded room. 2) The EUT was connected to AC power source through a LISN 1 (Line Impedance Stabilization Network) which provides a 50Ω/50μH + 5Ω linear impedance. The power cables of all other units of the EUT were connected to a second LISN 2, which was bonded to the ground reference plane in the same way as the LISN 1 for the unit being measured. A multiple socket outlet strip was used to connect multiple power cables to a single LISN provided the rating of the LISN was not exceeded. 3) The tabletop EUT was placed upon a non-metallic table 0.8m above the ground reference plane. And for floor-standing arrangement, the EUT was placed on the horizontal ground reference plane, 4) The test was performed with a vertical ground reference plane. The rear of the EUT shall be 0.4 m from the vertical ground reference plane. The vertical ground reference plane was bonded to the horizontal ground reference plane. The LISN 1 was placed 0.8 m from the boundary of the unit under test and bonded to a ground reference plane for LISNs mounted on top of the ground reference plane. This distance was between the closest points of the LISN 1 and the EUT. All other units of the EUT and associated equipment was at least 0.8 m from the LISN 2. 5) In order to find the maximum emission, the relative positions of equipment and all of the interface cables must be changed according to ANSI C63.10: 2013 on conducted measurement.		

Test Setup:	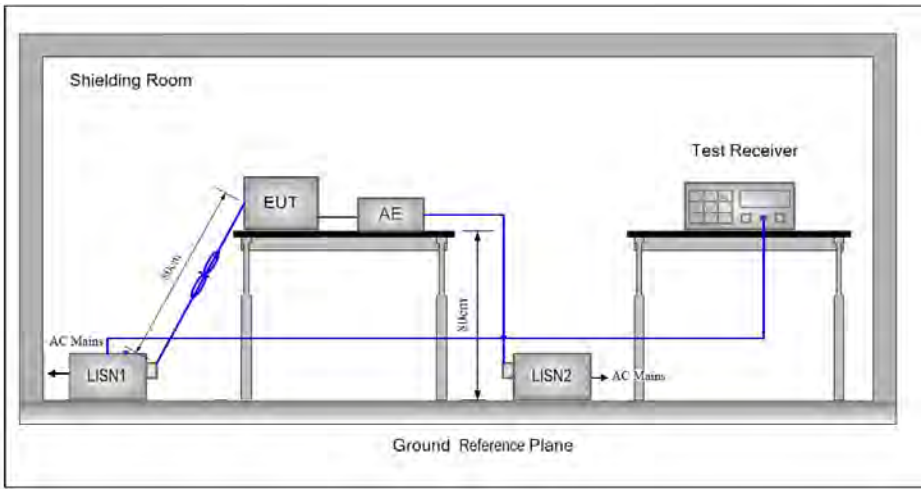
Exploratory Test Mode:	Transmitting with all kind of modulations, data rates at lowest, middle and highest channel.
Final Test Mode:	Refer to section 4.3 for details. Only the worst case is recorded in the report.
Instruments Used:	Refer to section 5 for details
Test Results:	Pass

Measurement Data

An initial pre-scan was performed on the live and neutral lines with peak detector.
Quasi-Peak and Average measurement were performed at the frequencies with maximized peak emission were detected.

Test Mode: 12; Line: Live line; Modulation:802.11a; Bandwidth:20MHz; Antenna:Dipole; Channel:middle

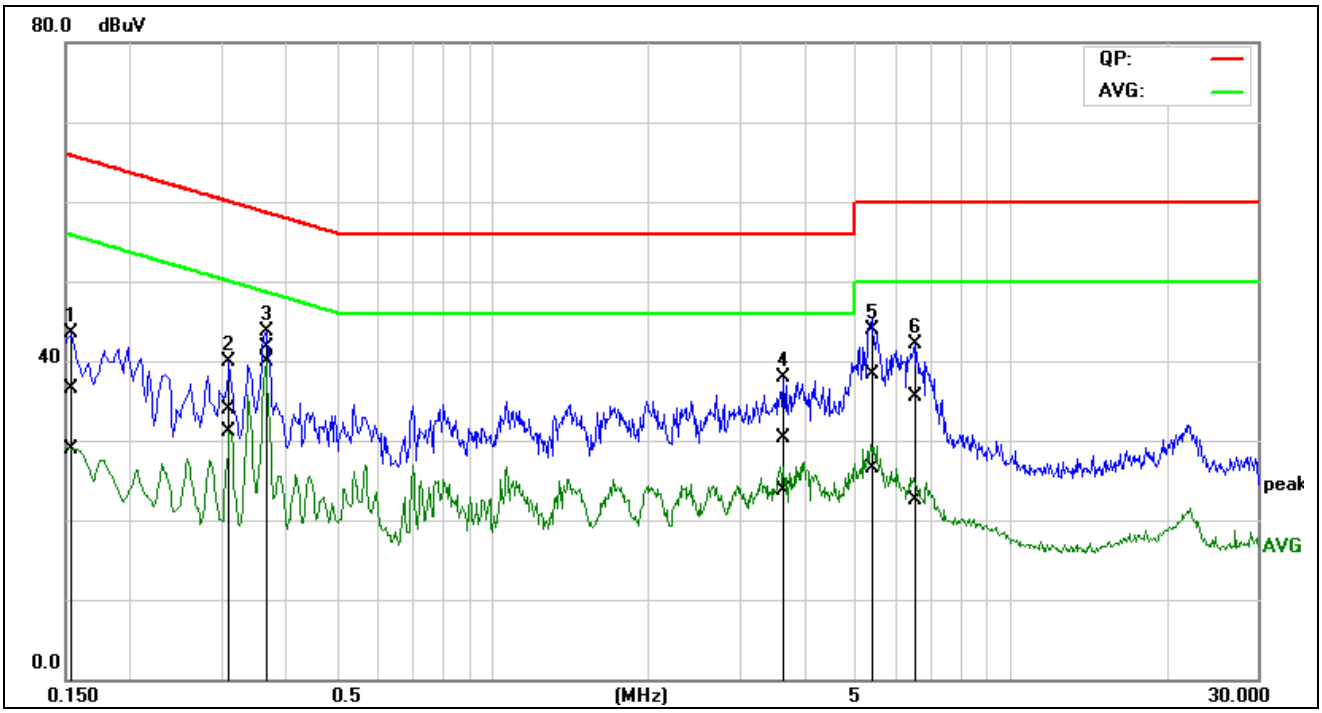

No.	Frequency	QuasiPeak reading	Average reading	Correction factor	QuasiPeak result	Average result	QuasiPeak limit	Average limit	QuasiPeak margin	Average margin	Remark
	(MHz)	(dBuV)	(dBuV)	(dB)	(dBuV)	(dBuV)	(dBuV)	(dBuV)	(dB)	(dB)	
1	0.1534	16.36	8.57	20.24	36.60	28.81	65.81	55.81	-29.21	-27.00	Pass
2	0.3100	13.84	10.93	20.08	33.92	31.01	59.97	49.97	-26.05	-18.96	Pass
3	0.3642	21.65	19.80	20.07	41.72	39.87	58.63	48.63	-16.91	-8.76	Pass
4	3.6753	10.43	3.81	19.88	30.31	23.69	56.00	46.00	-25.69	-22.31	Pass
5	5.4487	18.45	6.51	19.91	38.36	26.42	60.00	50.00	-21.64	-23.58	Pass
6	6.5590	15.66	2.67	19.90	35.56	22.57	60.00	50.00	-24.44	-27.43	Pass

Test Mode: 12; Line: Neutral line; Modulation:802.11a; Bandwidth:20MHz; Antenna:Dipole; Channel:middle

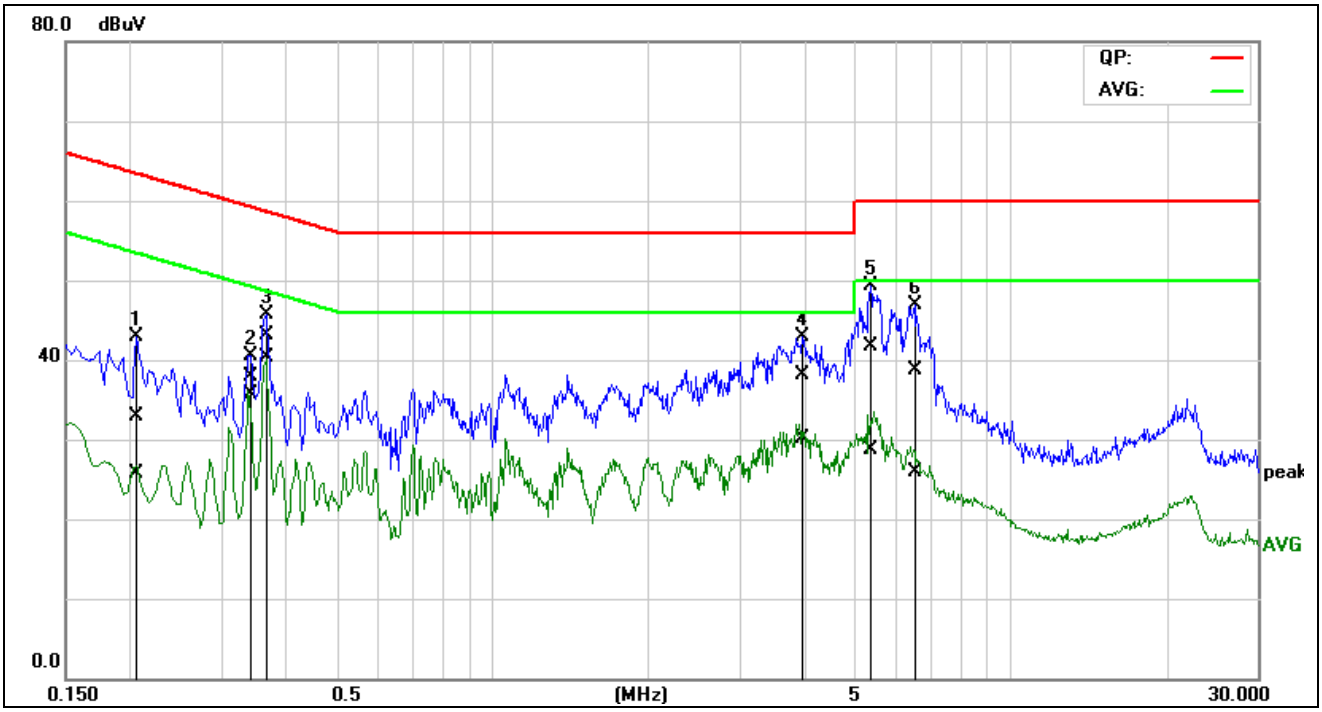

No.	Frequency	QuasiPeak reading	Average reading	Correction factor	QuasiPeak result	Average result	QuasiPeak limit	Average limit	QuasiPeak margin	Average margin	Remark
	(MHz)	(dBuV)	(dBuV)	(dB)	(dBuV)	(dBuV)	(dBuV)	(dBuV)	(dB)	(dB)	
1	0.2025	12.78	5.54	20.11	32.89	25.65	63.51	53.51	-30.62	-27.86	Pass
2	0.3379	17.86	15.52	20.09	37.95	35.61	59.25	49.25	-21.30	-13.64	Pass
3	0.3631	22.96	20.28	20.10	43.06	40.38	58.66	48.66	-15.60	-8.28	Pass
4	3.9174	18.27	10.29	19.91	38.18	30.20	56.00	46.00	-17.82	-15.80	Pass
5	5.3465	21.81	8.84	19.88	41.69	28.72	60.00	50.00	-18.31	-21.28	Pass
6	6.4417	18.78	6.02	19.90	38.68	25.92	60.00	50.00	-21.32	-24.08	Pass

6.3 Duty Cycle

Test Requirement:	ANSI C63.10 :2013 Section 12.2
Test Method:	ANSI C63.10 :2013 Section 12.2
Test Setup:	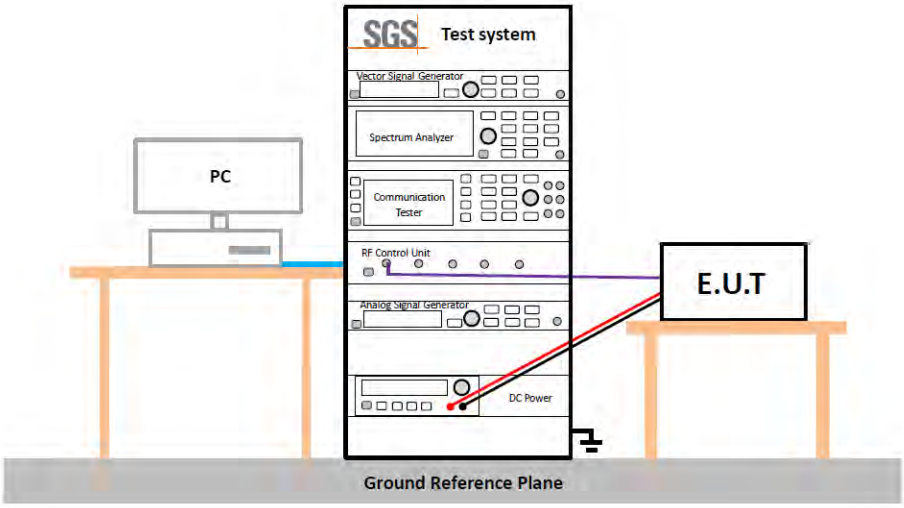
Instruments Used:	Refer to section 5 for details
Exploratory Test Mode:	Transmitting with all kind of modulations, data rates
Final Test Mode:	Refer to section 4.3 for details.
Limit:	No restriction limits
Test Results:	For report purpose
The detailed test data see: **Appendix**	

6.4 Maximum e.i.r.p.

Test Requirement:	47 CFR Part 15 Section 15.407(a) 15.407(a)(8)
Test Method:	ANSI C63.10 :2013 Section11.9.2.3
Test Setup:	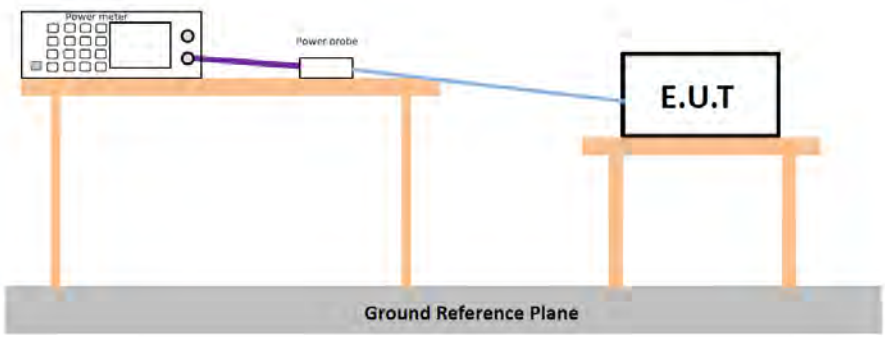 * Test with power meter (Detector function: Average)
Test Instruments:	Refer to section 5 for details
Exploratory Test Mode:	Transmitting with all kind of modulations, data rates
Final Test Mode:	Refer to section 4.3 for details.
Limit:	For client devices operating under the control of an indoor access point in the 5.925-7.125GHz bands, the maximum e.i.r.p. over the frequency band of operation must not exceed 24 dBm.
Test Results:	Pass
The detailed test data see: **Appendix**	

6.5 26dB Emission Bandwidth

Test Requirement:	47 CFR Part 15 Section 15.407(a), KDB 789033 D02
Test Method:	ANSI C63.10: 2013 Section 11.8 Option 2
Test Setup:	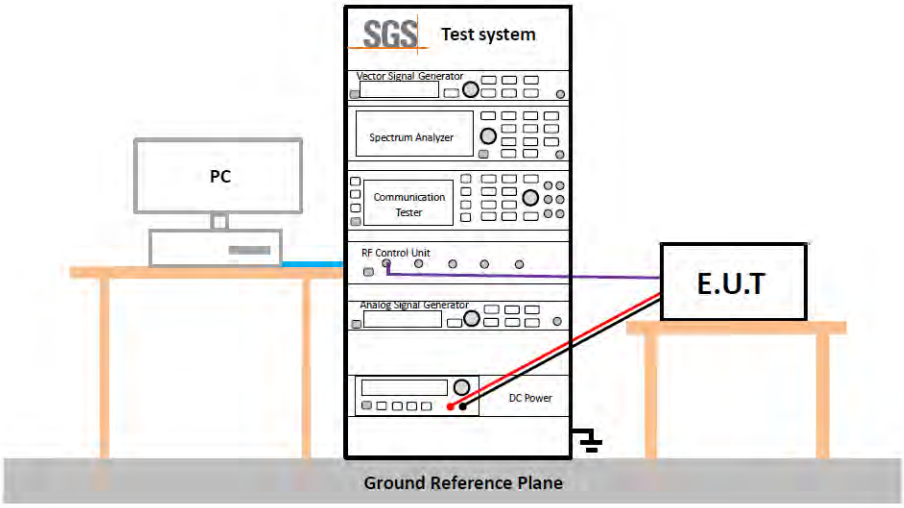
Instruments Used:	Refer to section 5 for details
Exploratory Test Mode:	Transmitting with all kind of modulations, data rates
Final Test Mode:	Refer to section 4.3 for details.
Limit:	The maximum transmitter channel bandwidth for U-NII devices in the 5.925-7.125 GHz band is 320 megahertz.
Test Results:	Pass
The detailed test data see: **Appendix**	

6.6 99% Occupied Bandwidth

Test Requirement:	KDB 789033 D02§ D
Test Method:	ANSI C63.10: 2013 Section 6.9.3
Test Setup:	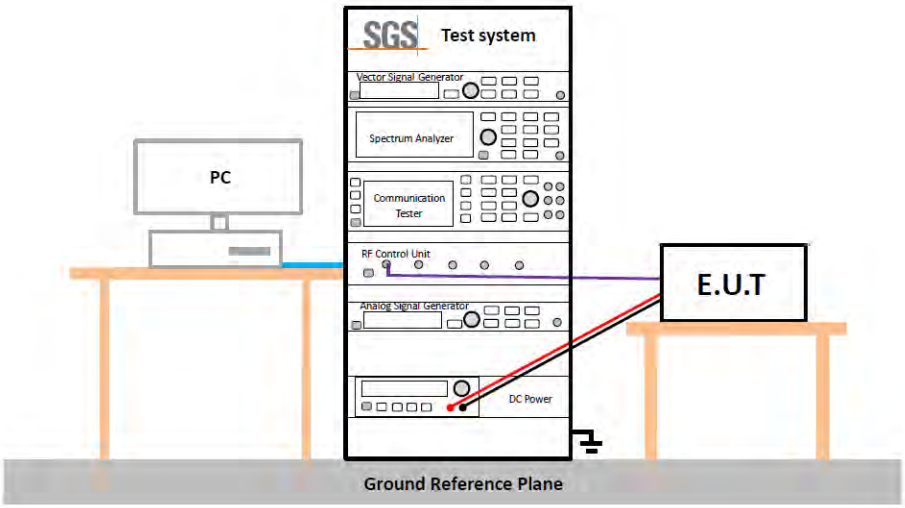
Instruments Used:	Refer to section 5 for details
Exploratory Test Mode:	Transmitting with all kind of modulations, data rates
Final Test Mode:	Refer to section 4.3 for details.
Limit:	No restriction limits
Test Results:	For report purpose
The detailed test data see: **Appendix**	

6.7 Power Spectral Density

Test Requirement:	47 CFR Part 15 Section 15.407(a) 15.407(a)(8)
Test Method:	ANSI C63.10: 2013 Section 11.10.2 KDB 789033 D02 v02r01, Section F.
Test Setup:	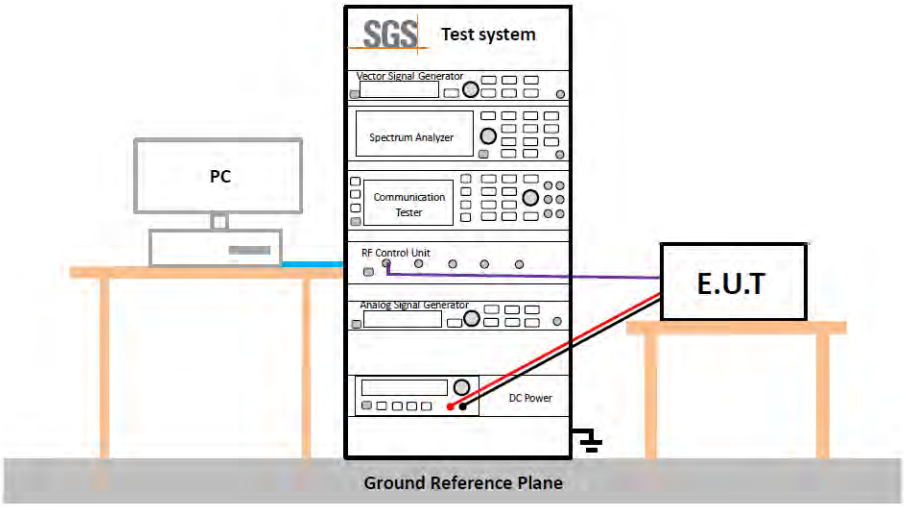
Instruments Used:	Refer to section 5 for details
Exploratory Test Mode:	Transmitting with all kind of modulations, data rates
Final Test Mode:	Refer to section 4.3 for details.
Limit:	For client devices operating under the control of an indoor access point in the 5.925-7.125GHz bands, the maximum power spectral density must not exceed −1 dBm e.i.r.p. in any 1-megahertz band.
Test Results:	Pass
The detailed test data see: **Appendix**	

6.8 In-Band Emissions

Test Requirement:	47 CFR Part 15 Section 15.407(b)(7)
Test Method:	KDB 987594 D02 U-NII 6GHz EMC Measurement v01
Test Setup:	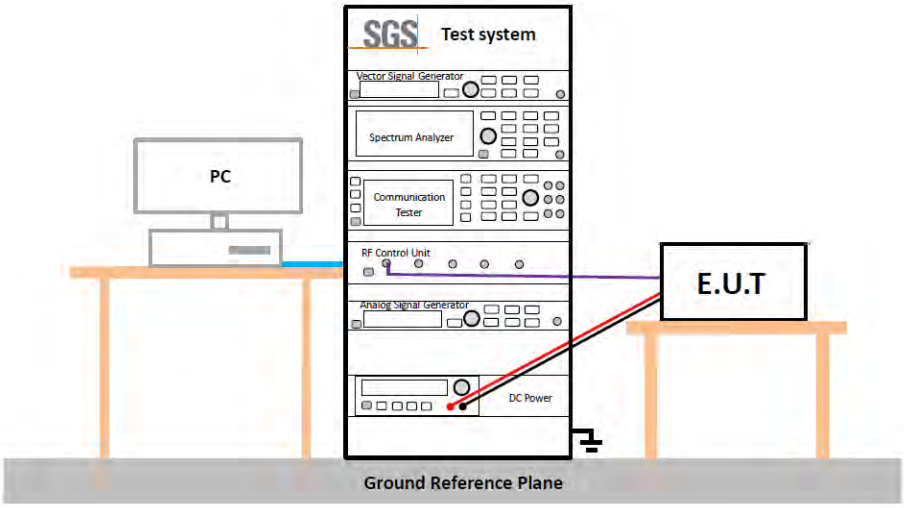
Instruments Used:	Refer to section 5 for details
Exploratory Test Mode:	Transmitting with all kind of modulations, data rates
Final Test Mode:	Refer to section 4.3 for details. Only the worst case is recorded in the report.
Limit:	For transmitters operating within the 5.925-7.125 GHz bands: Power spectral density must be suppressed by 20 dB at 1 MHz outside of channel edge, by 28 dB at one channel bandwidth from the channel center, and by 40 dB at one- and one-half times the channel bandwidth away from channel center. At frequencies between one megahertz outside an unlicensed device's channel edge and one channel bandwidth from the center of the channel, the limits must be linearly interpolated between 20 dB and 28 dB suppression, and at frequencies between one and one- and one-half times an unlicensed device's channel bandwidth, the limits must be linearly interpolated between 28 dB and 40 dB suppression. Emissions removed from the channel center by more than one- and one-half times the channel bandwidth must be suppressed by at least 40 dB.
Test Results:	Pass
The detailed test data see: **Appendix**	

6.9 Contention Based Protocol

Test Requirement:	47 CFR Part 15 Section 15.407(d)
Test Method:	ANSI C63.10: 2013 KDB 987594 D02 U-NII 6GHz EMC Measurement v01
Test Setup:	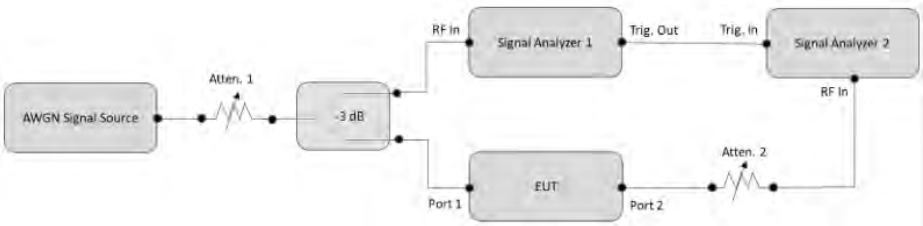
Instruments Used:	Refer to section 5 for details
Exploratory Test Mode:	Transmitting with all kind of modulations, data rates
Test Procedure:	1) Configure the EUT to transmit with a constant duty cycle. 2) Set the operating parameters of the EUT including power level, operating frequency,modulation and bandwidth. 3) Set the signal analyzer center frequency to the nominal EEUT channel center frequency. The span range of the signal analyzer shall be between two times and five times the OBW of the EUT. Connect the output port of the EUT to the signal analyzer 2, as shown in Figure 2. Ensure that the attenuator 2 provides enough attenuation to not overload the signal analyzer 2 receiver. 4) Monitoring the signal analyzer 2, verify the EUT is operating and transmitting with the parameters set at step two. 5) Using an AWGN signal source, generate (but do not transmit, i.e., RF OFF) a 10MHz-wide AWGN signal. Use Table 1 to determine the center frequency of the 10MHz AWGN signal relative to the EUT's channel bandwidth and center frequency. 6) Set the AWGN signal power to an extremely low level (more than 20 dB below the -62 dBm threshold). Connect the AWGN signal source, via a 3-dB splitter, to the signal analyzer 1 and the EUT as shown in Figure 2. 7) Transmit the AWGN signal (RF ON) and verify its characteristics on the signal analyzer 1. 8) Monitor the signal analyzer 2 to verify if the AWGN signal has been detected and the EUT has ceased transmission. If the EUT continues to transmit, then incrementally increase the AWGN signal power level until the EUT stops transmitting. 9) (Including all losses in the RF paths) Determine and record the AWGN signal power level (at the EUT's antenna port) at which the EUT ceased transmission. Repeat the procedure at least 10 times to verify the EUT can detect an AWGN signal with 90% (or better) level of certainty. 10) Refer to Table 1 to determine number of times the detection threshold

	testing needs to be repeated. If testing is required more than once, then go back to step 5, choose a different center frequency for the AWGN signal and repeat the process.
Limit:	Unlicensed low-power indoor devices must detect co-channel radio frequency power that is at least -62 dBm or lower. Upon detection of energy in the band, unlicensed low power indoor devices must vacate the channel and stay off the channel as long as detected radio frequency power is equal to or greater than the threshold (-62 dBm). The -62 dBm (or lower) threshold is referenced to a 0 dBi antenna gain. To ensure incumbent operations are reliably detected in the band, low power indoor devices must detect RF energy throughout their intended operating channel. For example, an 802.11 device that plans to transmit a 40 MHz- wide signal (on a primary 20 MHz channel and a secondary 20 MHz channel) must detect energy throughout the entire 40 MHz channel. Additionally, low-power indoor devices must detect co-channel energy with 90% or greater certainty.
Test Results:	Pass

6.10 Radiated Spurious Emissions

Test Requirement:	47 CFR Part 15 Section 15.205 and 15.209
Test Method:	ANSI C63.10: 2013 Section 6.4 / 6.5 / 6.6
Test Site:	Measurement Distance: 3m (Semi-Anechoic Chamber)
Test frequency:	9kHz ~ 40GHz(or 10 Harmonic)

Test Setup:

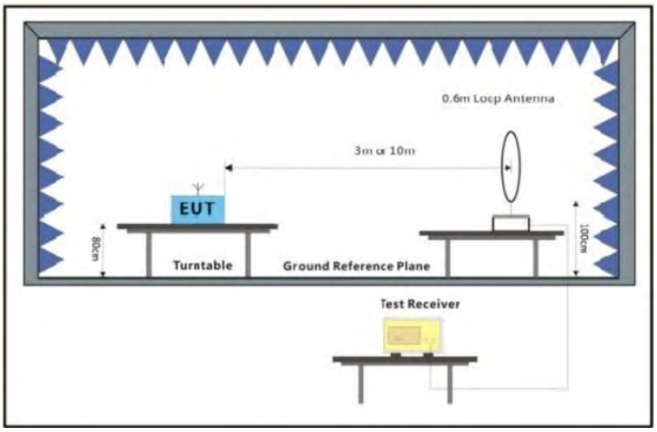

Figure 1. 9kHz to 30MHz

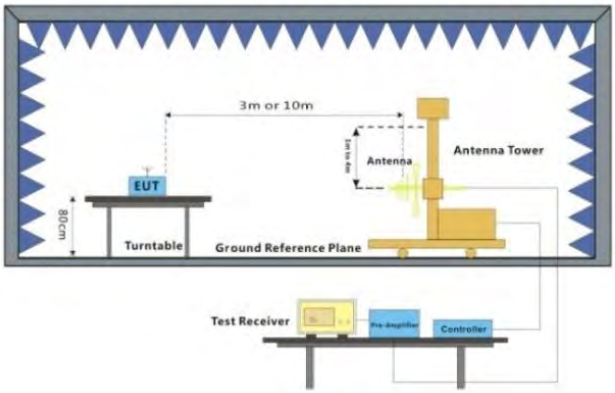

Figure 1. 30MHz to 1GHz

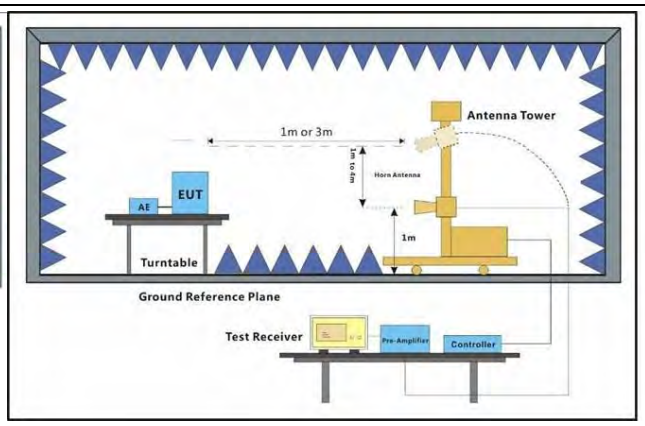

Figure 2. Above 1 GHz

Test Procedure:	a. For below 1GHz test, the EUT was placed on the top of a rotating table 0.8 meters above the ground at a 3 or 10 meter semi-anechoic camber. The table was rotated 360 degrees to determine the position of the highest radiation. b. For above 1GHz test, the EUT was placed on the top of a rotating table 1.5 meters above the ground at a 3 meter semi-anechoic camber. The table was rotated 360 degrees to determine the position of the highest radiation

	(Distance from antenna to EUT is 1m for measurements >18GHz). c. The EUT was set 3 or 10 meters away from the interference-receiving antenna, which was mounted on the top of a variable-height antenna tower. d. The antenna height is varied from one meter to four meters above the ground to determine the maximum value of the field strength. Both horizontal and vertical polarizations of the antenna are set to make the measurement. e. For each suspected emission, the EUT was arranged to its worst case and then the antenna was tuned to heights from 1 meter to 4 meters and the rotatable table was turned from 0 degrees to 360 degrees to find the maximum reading. f. The test-receiver system was set to Peak Detect Function and Specified Bandwidth with Maximum Hold Mode. g. Test the EUT in the outermost channels. h. The radiation measurements are performed in X, Y, Z axis positioning for Transmitting mode, and found the X axis positioning which it is worse case. i. Repeat above procedures until all frequencies measured was complete. j. The low frequency, which started from 9 kHz to 30MHz, was pre-scanned and the result which was 20dB lower than the limit line was not reported k. The disturbance above 18GHz was very low, and the harmonics were the highest point could be found when testing, so only the harmonics had been displayed. l. At a measurement distance of 1 meter the limit line was increased by 20*LOG(3/1) = 9.54 dB. Remark： 1. Level= Read Level+ Cable Loss+ Antenna Factor- Preamp Factor 2. For emission below 1GHz, through the pre-scan found the worst case is the lowest channel of 802.11a. Only the worst case is recorded in the report. 3. Scan from 9kHz to 30MHz, the disturbance below 30MHz was very low. The points marked on above plots are the highest emissions could be found when testing, so only above points had been displayed. The amplitude of spurious emissions from the radiator which are attenuated more than 20dB below the limit need not be reported. 4. The disturbance below 1GHz was very low and the harmonics were the highest point could be found when testing, so only the above harmonics had been displayed. 5. Scan from 18GHz to 40GHz, the disturbance above 18GHz was very low. The points marked on above plots are the highest emissions could be found when testing, so only above points had been displayed. The amplitude of spurious emissions from the radiator which are attenuated more than 20dB below the limit need not be reported. 6. As shown in this section, for frequencies above 1GHz, the field strength limits are based on average limits. However, the peak field strength of any emission shall

	not exceed the maximum permitted average limits specified above by more than 20 dB under any condition of modulation. For the emissions whose peak level is lower than the average limit, only the peak measurement is shown in the report. 7. The disturbance above 18GHz were very low and the harmonics were the highest point could be found when testing, so only the above harmonics had been displayed. 8. For devices with multiple operating modes, measurements on the middle channel is used to determine the worst-case mode(s). Only the worst case mode with the highest output power and the mode with the highest output power spectral density for each modulation family (e.g., OFDM and direct sequence spread spectrum) is recorded in the test report.
Test Configuration:	Measurements below 30MHz • RBW = 10 kHz • VBW = 30 kHz • Detector = Peak & Average & Quasi-peak • Trace mode = max hold Measurements Below 1000MHz • RBW = 120 kHz • VBW = 300 kHz • Detector = Quasi-peak • Trace mode = max hold Peak Measurements Above 1000 MHz • RBW = 1 MHz • VBW ≥ 3 MHz • Detector = Peak • Sweep time = auto • Trace mode = max hold Average Measurements Above 1000MHz • RBW = 1 MHz • VBW = 10Hz, when duty cycle is no less than 98 percent. • VBW ≥ 1/T, when duty cycle is less than 98 percent where Tis the minimum transmission duration over which the transmitter is on and is transmitting at its maximum power control level for the tested mode of operation.
Exploratory Test Mode:	Transmitting with all kind of modulations, data rates.
Final Test Mode:	Refer to section 4.3 for details. For below 1GHz part, through pre-scan all channels, but only the worst case is recorded in the report.
Instruments Used:	Refer to section 5 for details
Test Results:	Pass

Radiated emission below 1GHz:

Test Mode: 12; Polarity: Horizontal; Modulation:802.11a; Bandwidth:20MHz; Antenna:Dipole;

Channel:middle

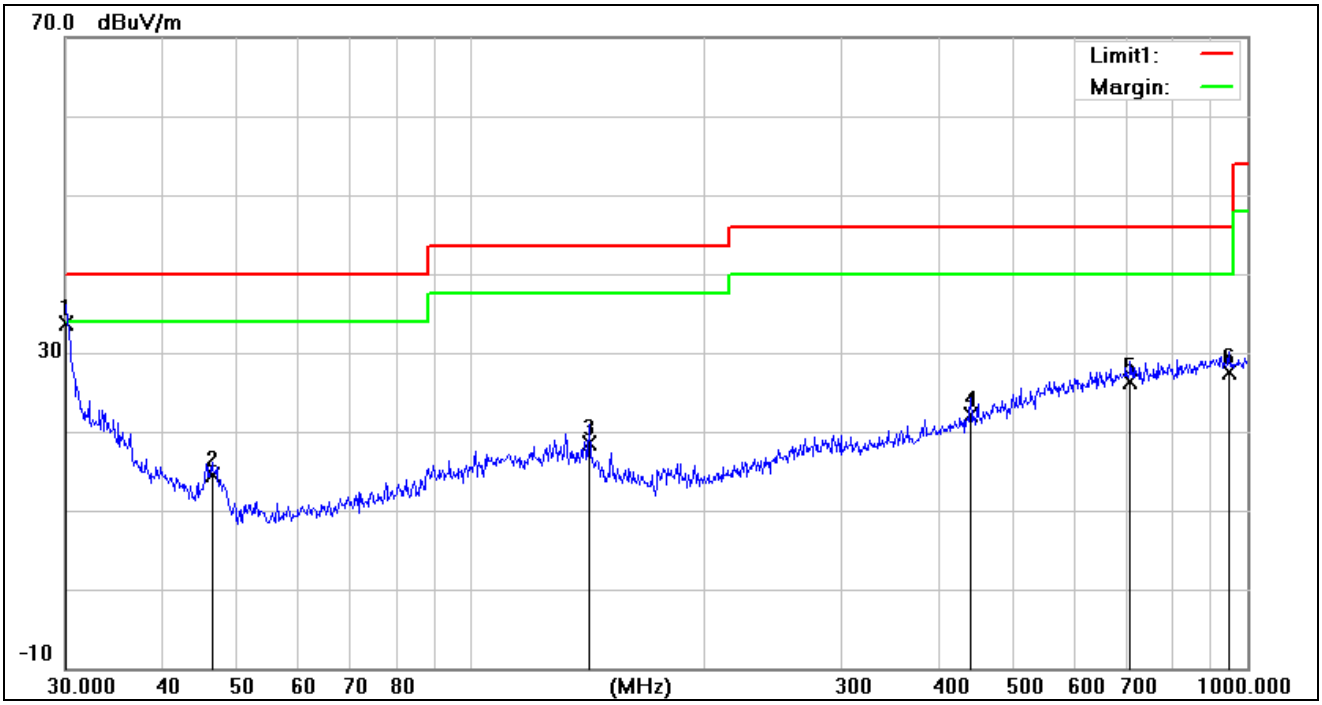

No.	Frequency (MHz)	Reading (dBuV)	Correct Factor(dB /m)	Result (dBuV/m)	Limit (dBuV/m)	Margin (dB)	Height (cm)	Degree (deg.)	Remark
1	30.0000	14.27	19.42	33.69	40.00	-6.31	100	140	QP
2	46.3402	6.48	8.04	14.52	40.00	-25.48	200	117	QP
3	141.8262	4.66	13.87	18.53	43.50	-24.97	100	321	QP
4	440.1963	2.91	19.20	22.11	46.00	-23.89	100	252	QP
5	706.6999	2.36	23.94	26.30	46.00	-19.70	100	0	QP
6	945.4399	1.93	25.58	27.51	46.00	-18.49	100	3	QP

Test Mode: 12; Polarity: Horizontal; Modulation:802.11a; Bandwidth:20MHz; Antenna:Dipole; Channel:middle

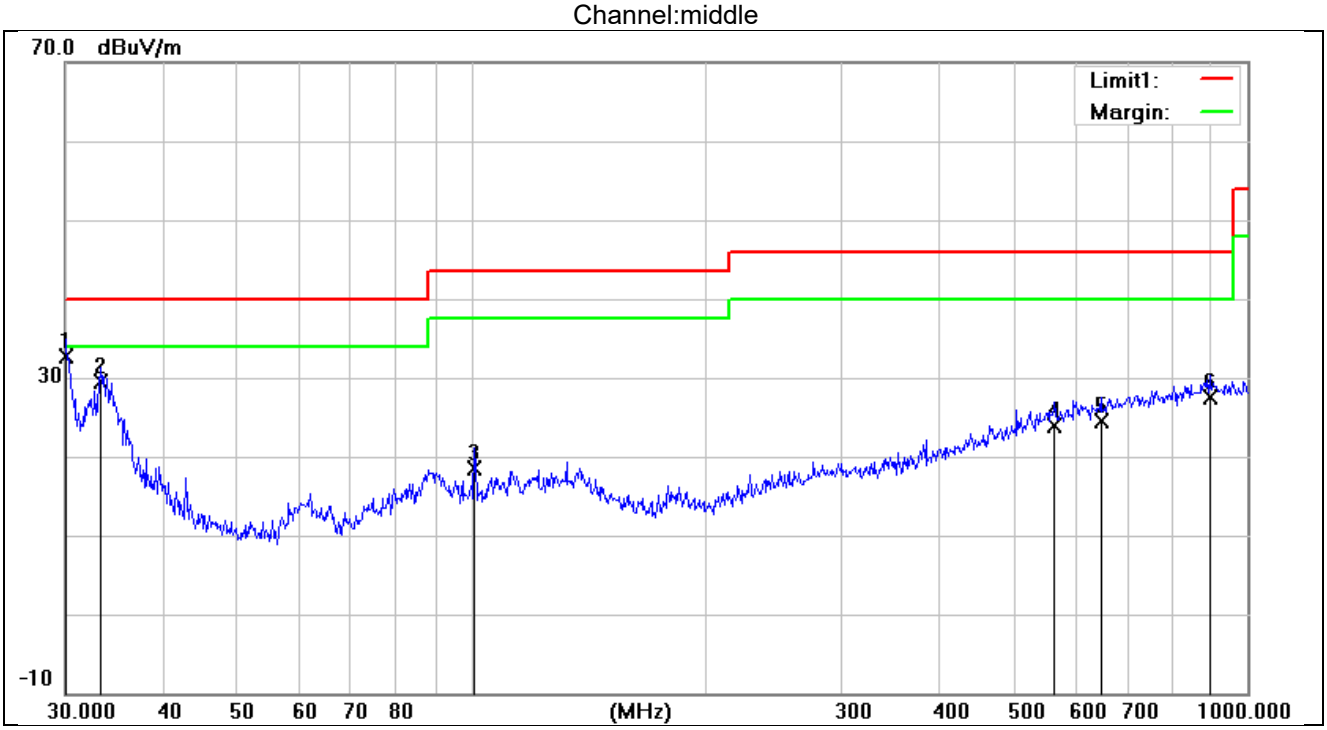

No.	Frequency (MHz)	Reading (dBuV)	Correct Factor(dB/m)	Result (dBuV/m)	Limit (dBuV/m)	Margin (dB)	Height (cm)	Degree (deg.)	Remark
1	30.0000	13.20	19.42	32.62	40.00	-7.38	100	228	QP
2	33.3279	12.32	17.22	29.54	40.00	-10.46	100	357	QP
3	100.9340	5.65	12.77	18.42	43.50	-25.08	100	46	QP
4	564.6389	1.68	22.28	23.96	46.00	-22.04	200	74	QP
5	647.3856	1.05	23.51	24.56	46.00	-21.44	100	126	QP
6	893.8567	1.75	25.66	27.41	46.00	-18.59	100	30	QP

Radiated emission Above 1GHz:
Dipole Antenna

Test Mode: 12; Polarity: Horizontal; Modulation:802.11a; Bandwidth:20MHz; Channel:Low

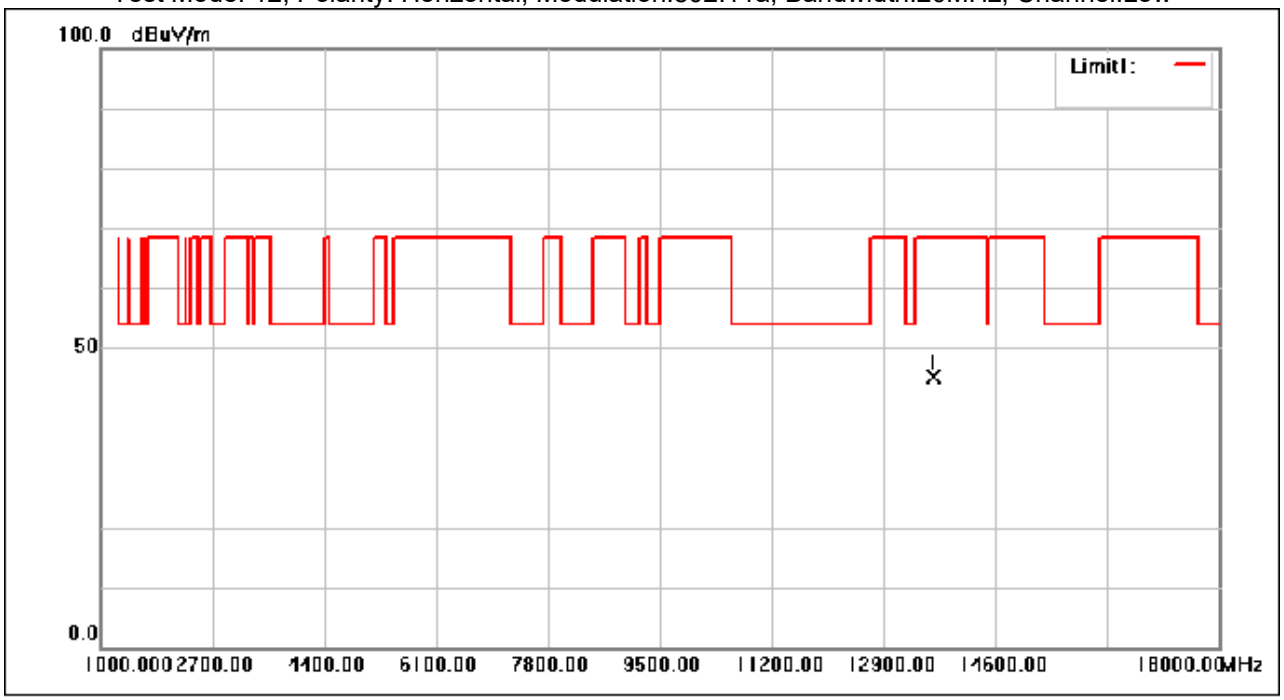

No.	Frequency (MHz)	Reading (dBuV)	Correction factor(dB/m)	Result (dBuV/m)	Limit (dBuV/m)	Margin (dB)	Remark
1	13651.680	42.25	2.93	45.18	68.30	-23.12	peak

Test Mode: 12; Polarity: Vertical; Modulation:802.11a; Bandwidth:20MHz; Channel:Low

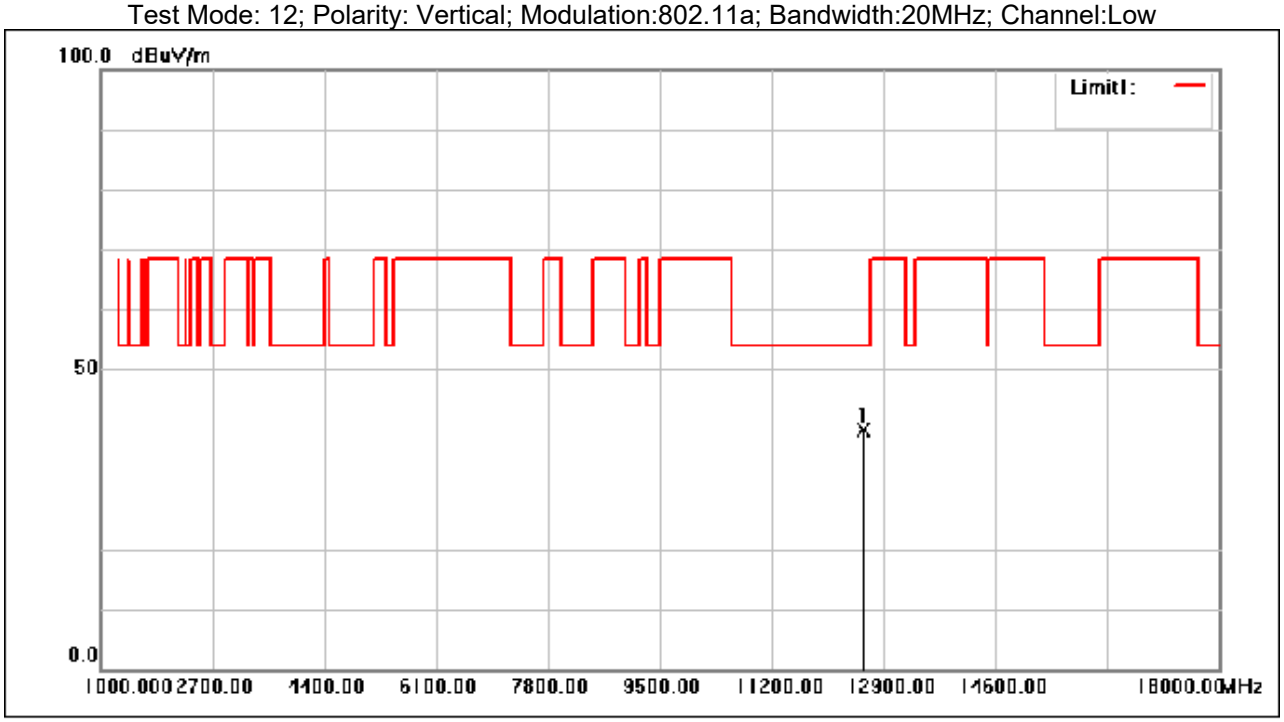

No.	Frequency (MHz)	Reading (dBuV)	Correction factor(dB/m)	Result (dBuV/m)	Limit (dBuV/m)	Margin (dB)	Remark
1	12596.390	37.61	2.39	40.00	54.00	-14.00	peak

Test Mode: 12; Polarity: Horizontal; Modulation:802.11a; Bandwidth:20MHz; Channel:middle

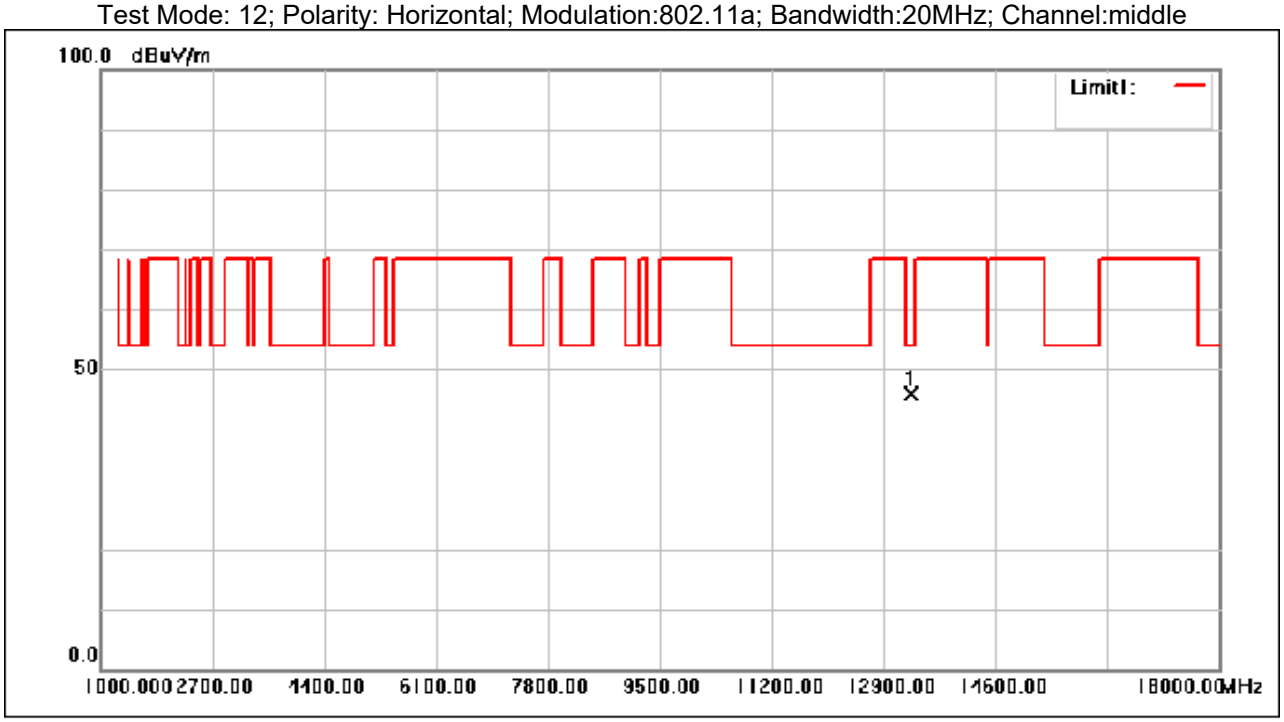

No.	Frequency (MHz)	Reading (dBuV)	Correction factor(dB/m)	Result (dBuV/m)	Limit (dBuV/m)	Margin (dB)	Remark
1	13315.430	42.97	2.97	45.94	54.00	-8.06	peak

Test Mode: 12; Polarity: Vertical; Modulation:802.11a; Bandwidth:20MHz; Channel:middle

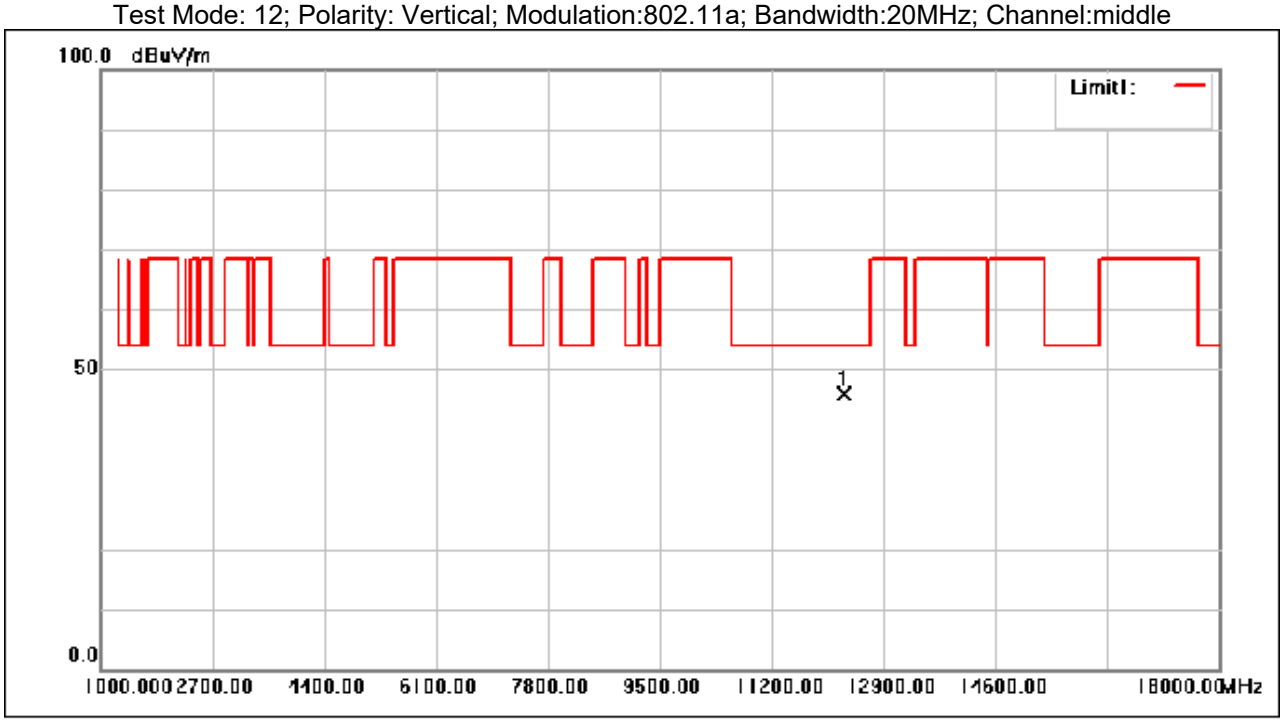

No.	Frequency (MHz)	Reading (dBuV)	Correction factor(dB/m)	Result (dBuV/m)	Limit (dBuV/m)	Margin (dB)	Remark
1	12304.420	43.61	2.27	45.88	54.00	-8.12	peak

Test Mode: 12; Polarity: Horizontal; Modulation:802.11a; Bandwidth:20MHz; Channel:High

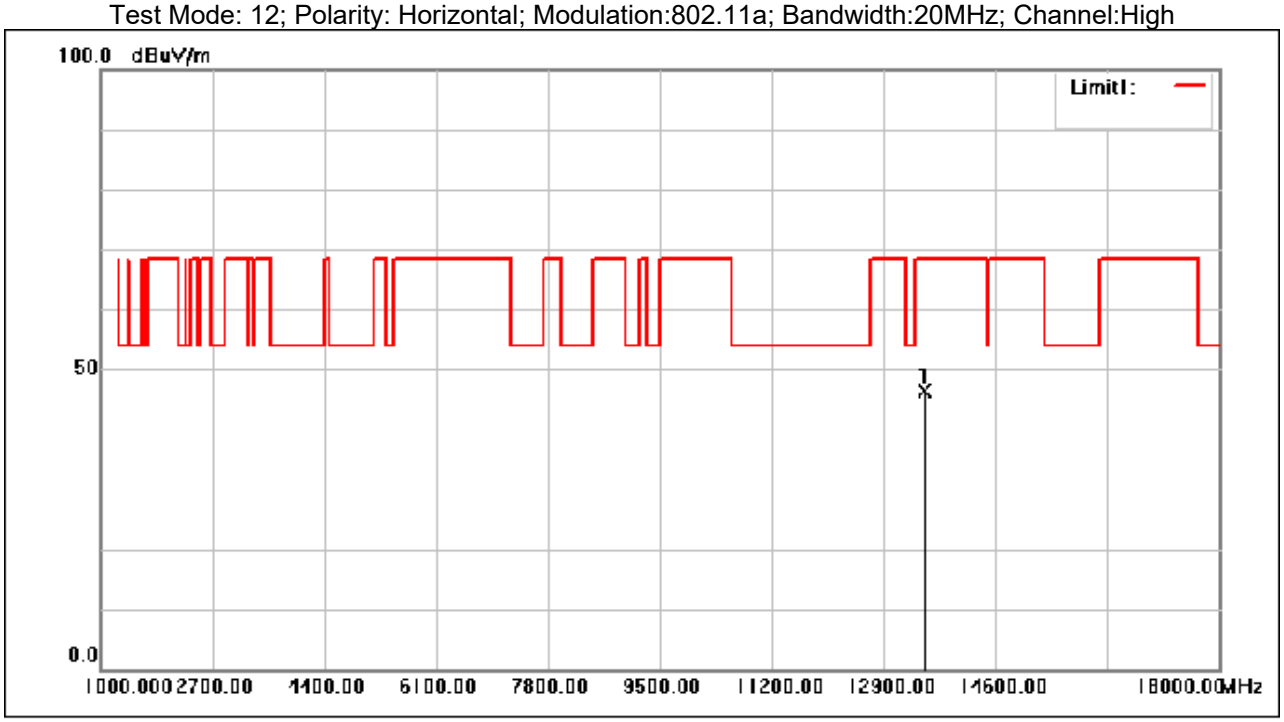

No.	Frequency (MHz)	Reading (dBuV)	Correction factor(dB/m)	Result (dBuV/m)	Limit (dBuV/m)	Margin (dB)	Remark
1	13513.960	43.76	2.55	46.31	68.30	-21.99	peak

Test Mode: 12; Polarity: Vertical; Modulation:802.11a; Bandwidth:20MHz; Channel:High

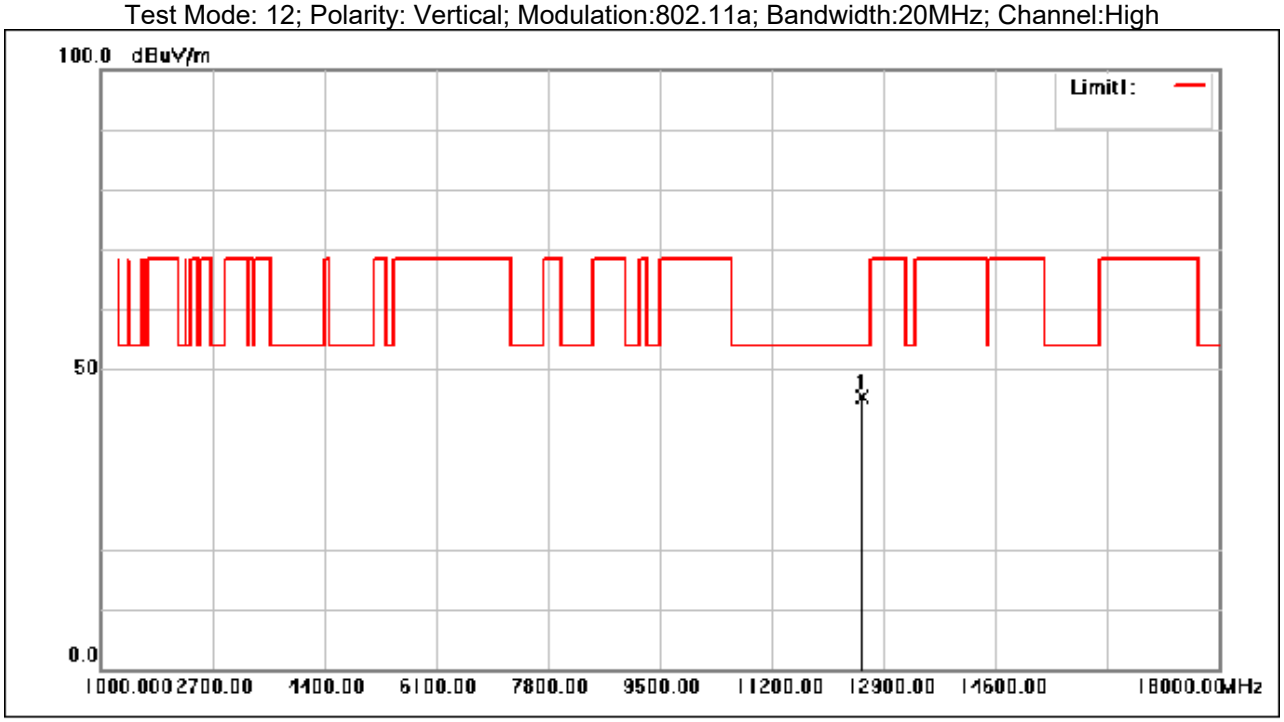

No.	Frequency (MHz)	Reading (dBuV)	Correction factor(dB/m)	Result (dBuV/m)	Limit (dBuV/m)	Margin (dB)	Remark
1	12581.020	43.03	2.34	45.37	54.00	-8.63	peak

Test Mode: 12; Polarity: Horizontal; Modulation:802.11ax(Full RU); Bandwidth:20MHz; Channel:Low

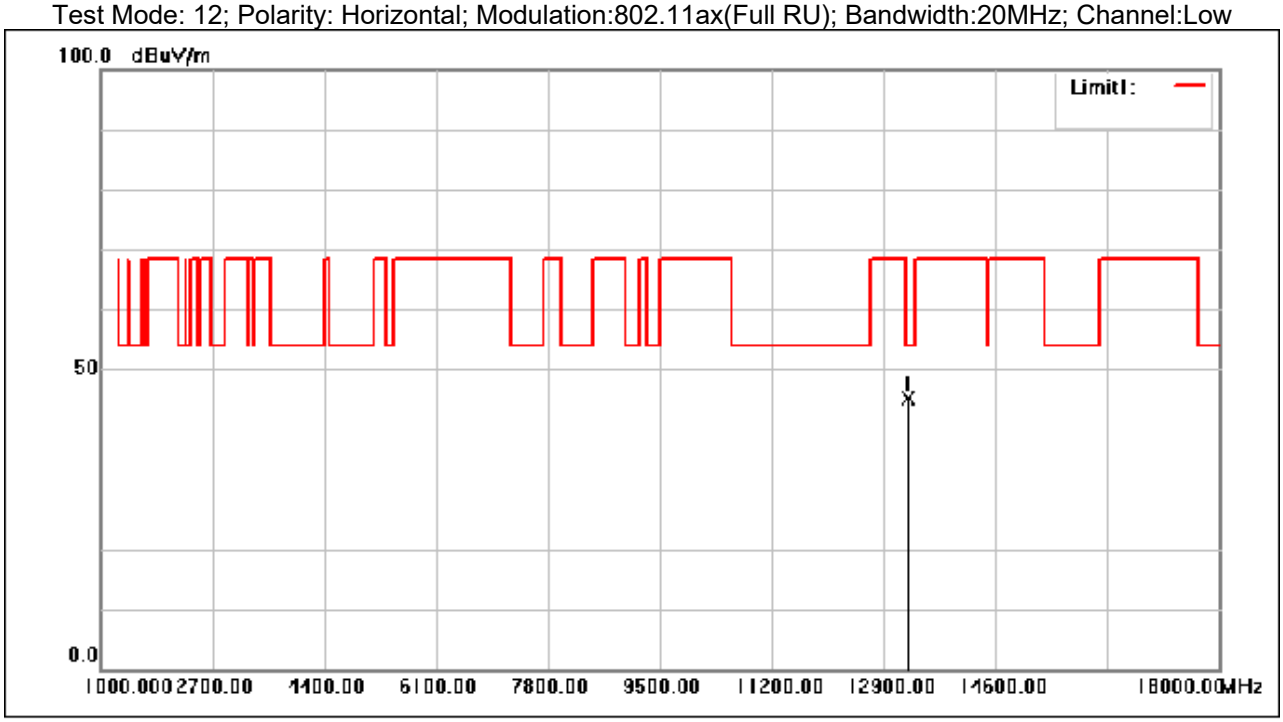

No.	Frequency (MHz)	Reading (dBuV)	Correction factor(dB/m)	Result (dBuV/m)	Limit (dBuV/m)	Margin (dB)	Remark
1	13273.720	42.09	3.08	45.17	54.00	-8.83	peak

Test Mode: 12; Polarity: Vertical; Modulation:802.11ax(Full RU); Bandwidth:20MHz; Channel:Low

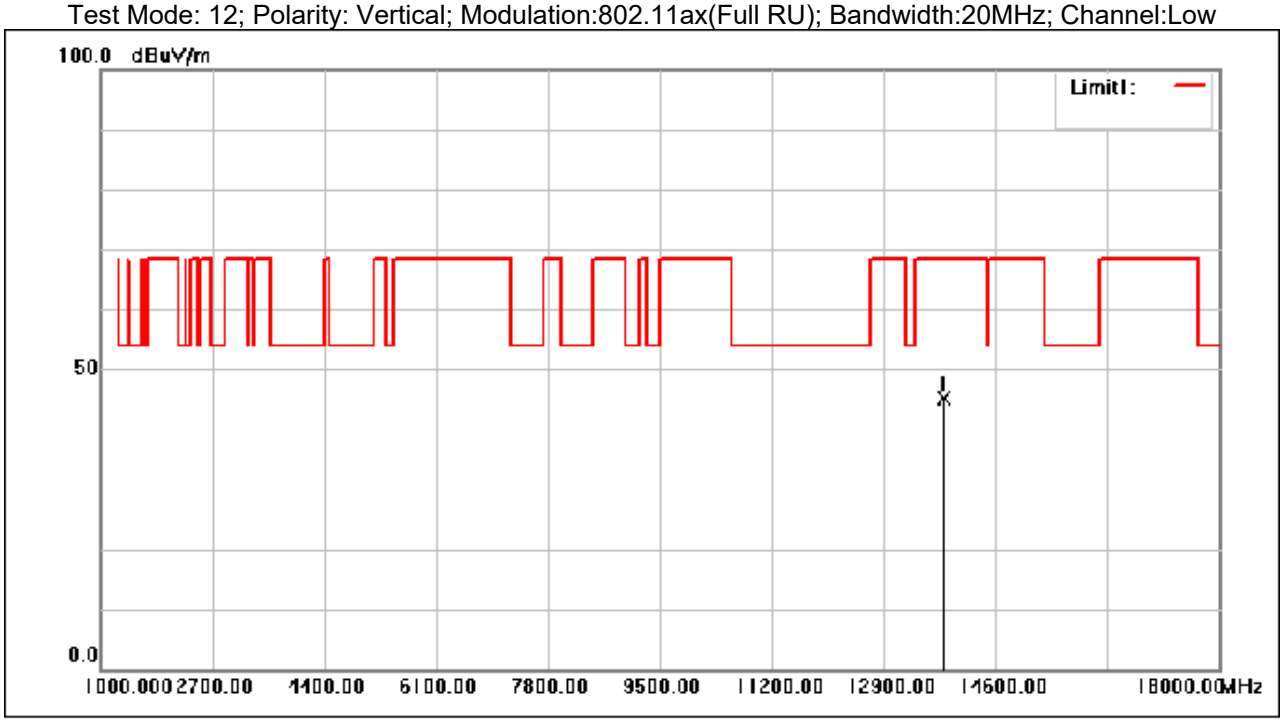

No.	Frequency (MHz)	Reading (dBuV)	Correction factor(dB/m)	Result (dBuV/m)	Limit (dBuV/m)	Margin (dB)	Remark
1	13822.020	41.83	3.40	45.23	68.30	-23.07	peak

Test Mode: 12; Polarity: Horizontal; Modulation:802.11ax(Full RU); Bandwidth:20MHz; Channel:middle

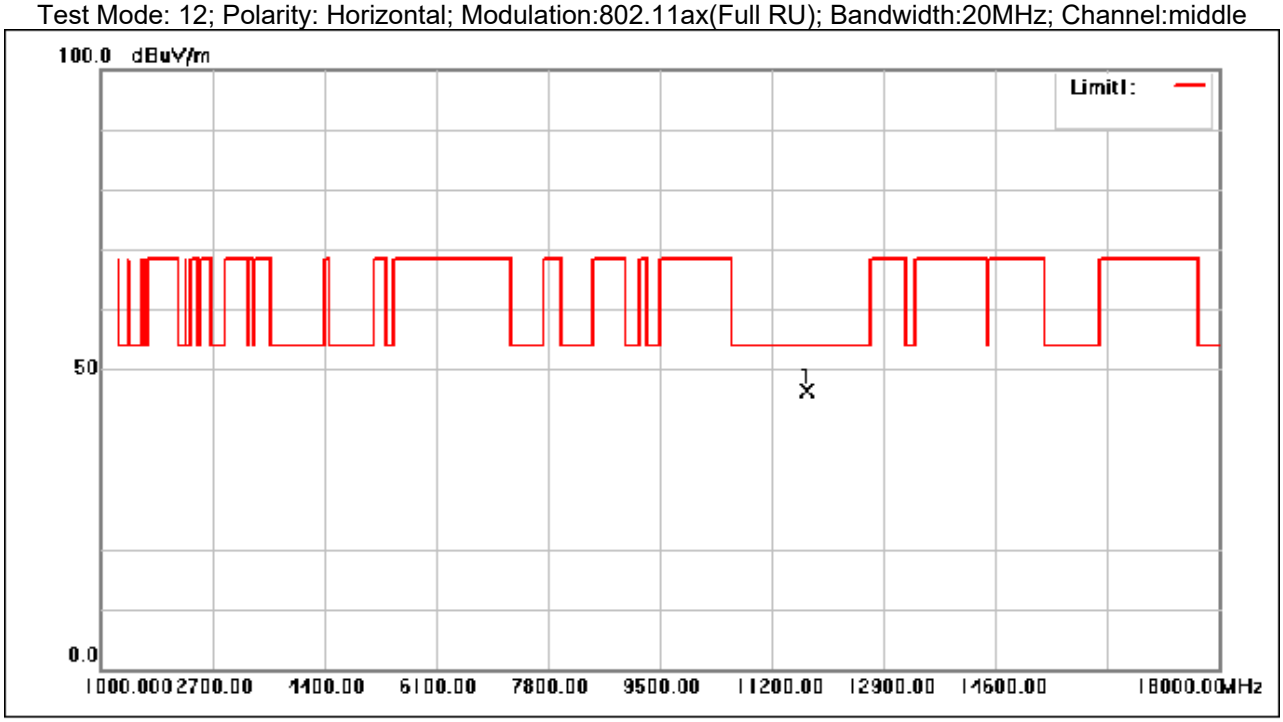

No.	Frequency (MHz)	Reading (dBuV)	Correction factor(dB/m)	Result (dBuV/m)	Limit (dBuV/m)	Margin (dB)	Remark
1	11741.110	44.74	1.75	46.49	54.00	-7.51	peak

Test Mode: 12; Polarity: Vertical; Modulation:802.11ax(Full RU); Bandwidth:20MHz; Channel:middle

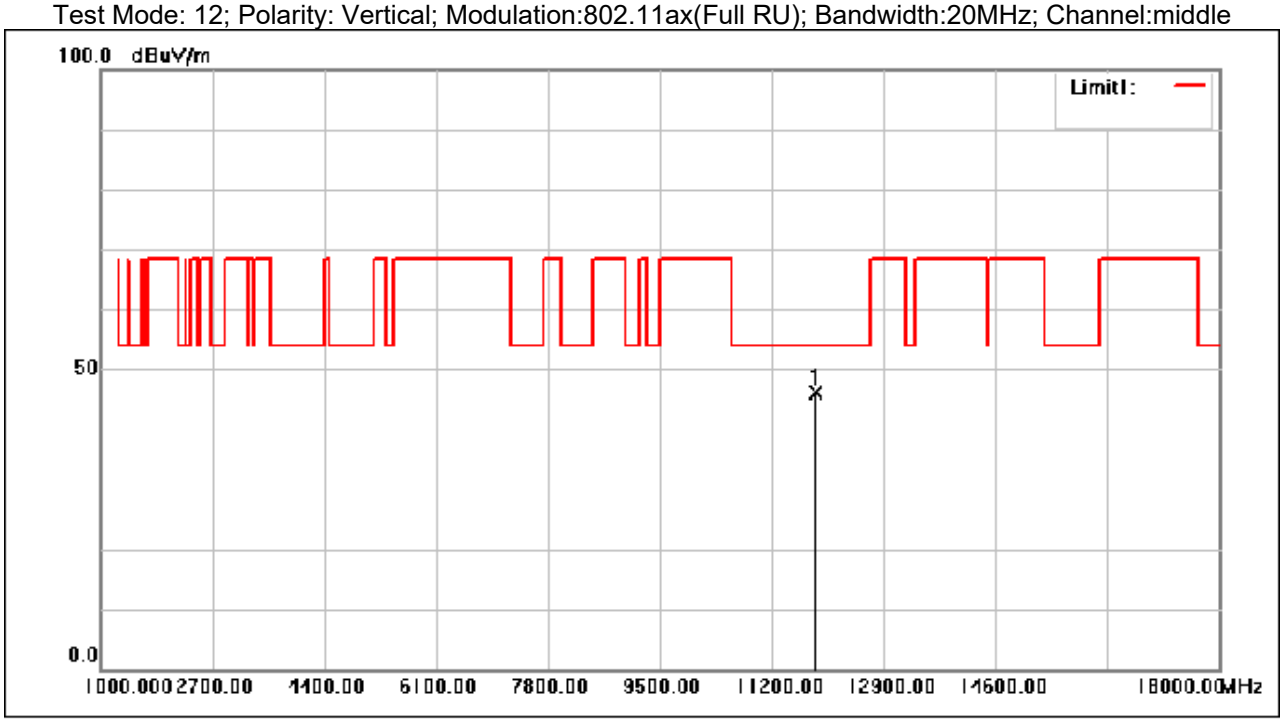

No.	Frequency (MHz)	Reading (dBuV)	Correction factor(dB/m)	Result (dBuV/m)	Limit (dBuV/m)	Margin (dB)	Remark
1	11864.010	43.88	2.16	46.04	54.00	-7.96	peak

Test Mode: 12; Polarity: Horizontal; Modulation:802.11ax(Full RU); Bandwidth:20MHz; Channel:High

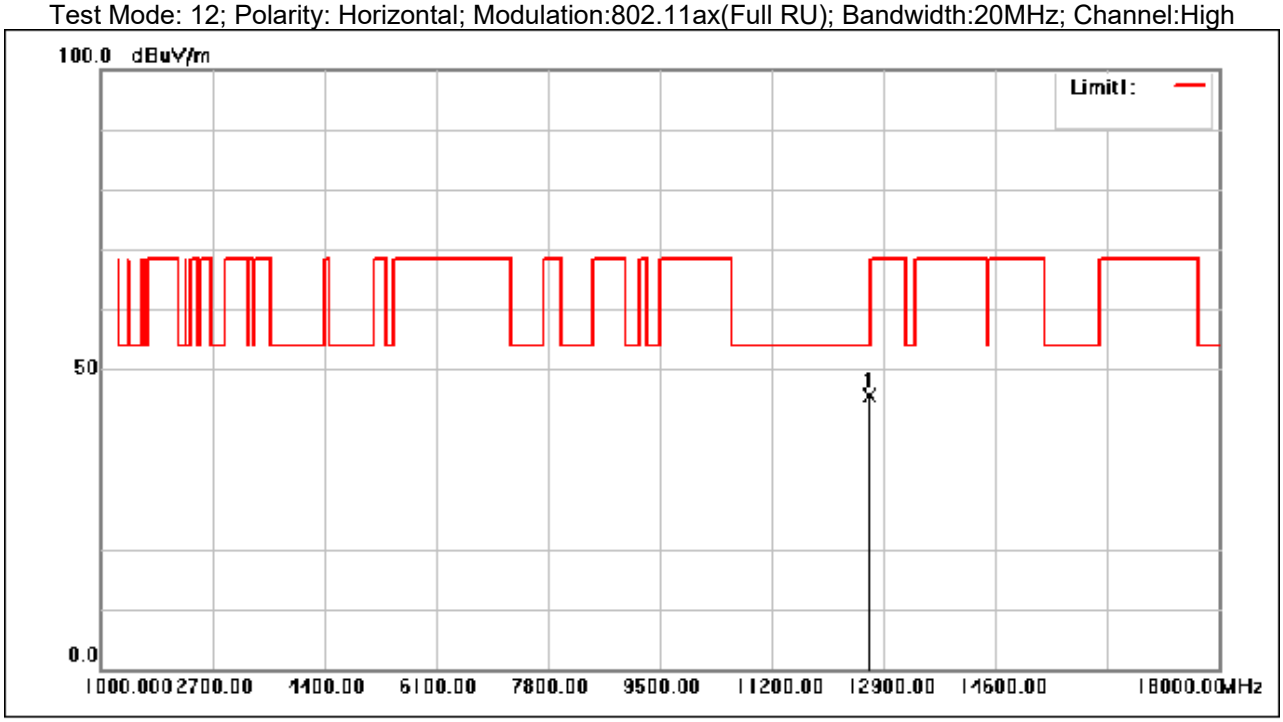

No.	Frequency (MHz)	Reading (dBuV)	Correction factor(dB/m)	Result (dBuV/m)	Limit (dBuV/m)	Margin (dB)	Remark
1	12684.420	42.84	2.68	45.52	54.00	-8.48	peak

Test Mode: 12; Polarity: Vertical; Modulation:802.11ax(Full RU); Bandwidth:20MHz; Channel:High

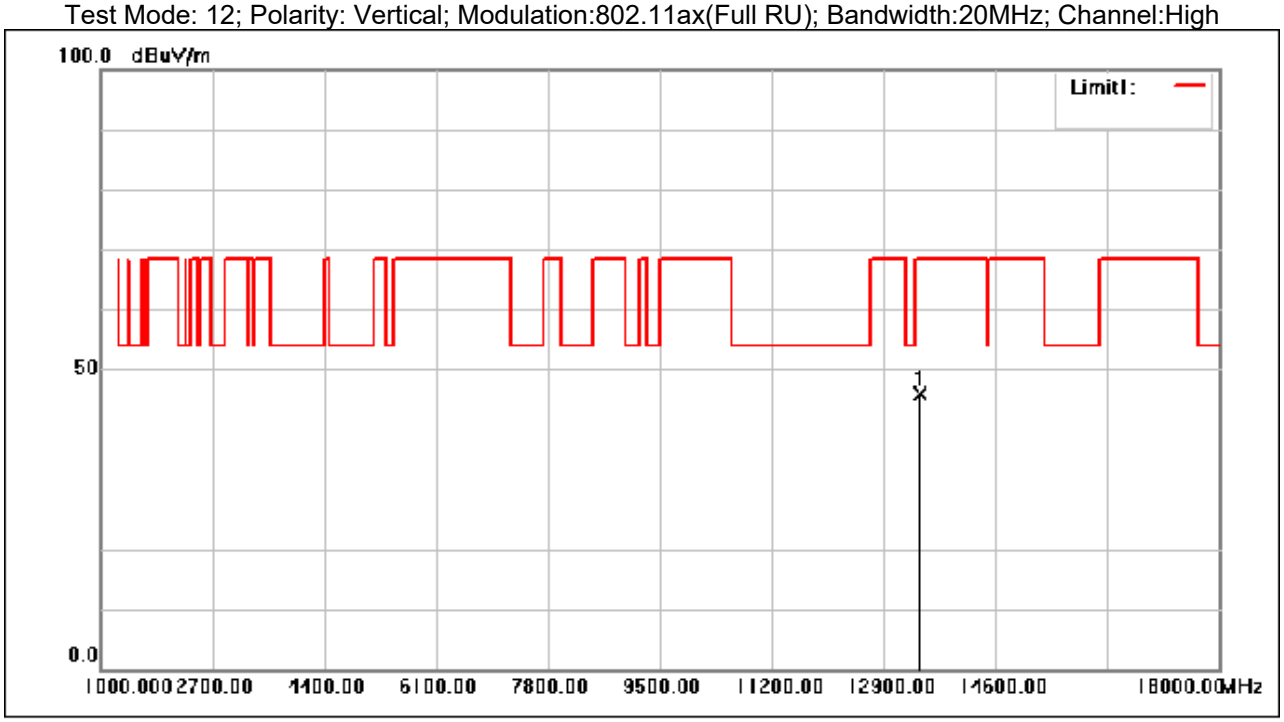

No.	Frequency (MHz)	Reading (dBuV)	Correction factor(dB/m)	Result (dBuV/m)	Limit (dBuV/m)	Margin (dB)	Remark
1	13465.130	43.24	2.59	45.83	68.30	-22.47	peak

Test Mode: 12; Polarity: Horizontal; Modulation:802.11ax(RU26_Left); Bandwidth:20MHz; Channel:Low

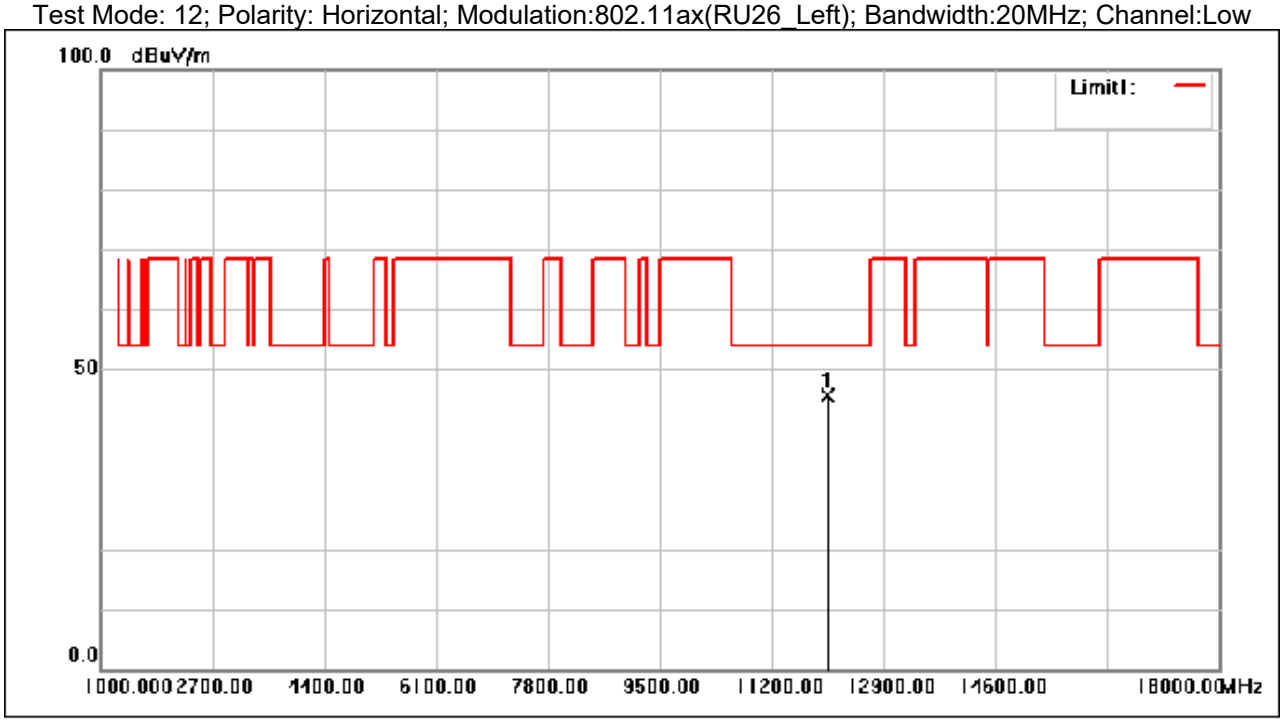

No.	Frequency (MHz)	Reading (dBuV)	Correction factor(dB/m)	Result (dBuV/m)	Limit (dBuV/m)	Margin (dB)	Remark
1	12048.330	43.05	2.56	45.61	54.00	-8.39	peak

Test Mode: 12; Polarity: Vertical ; Modulation:802.11ax(RU26_Left); Bandwidth:20MHz; Channel:Low

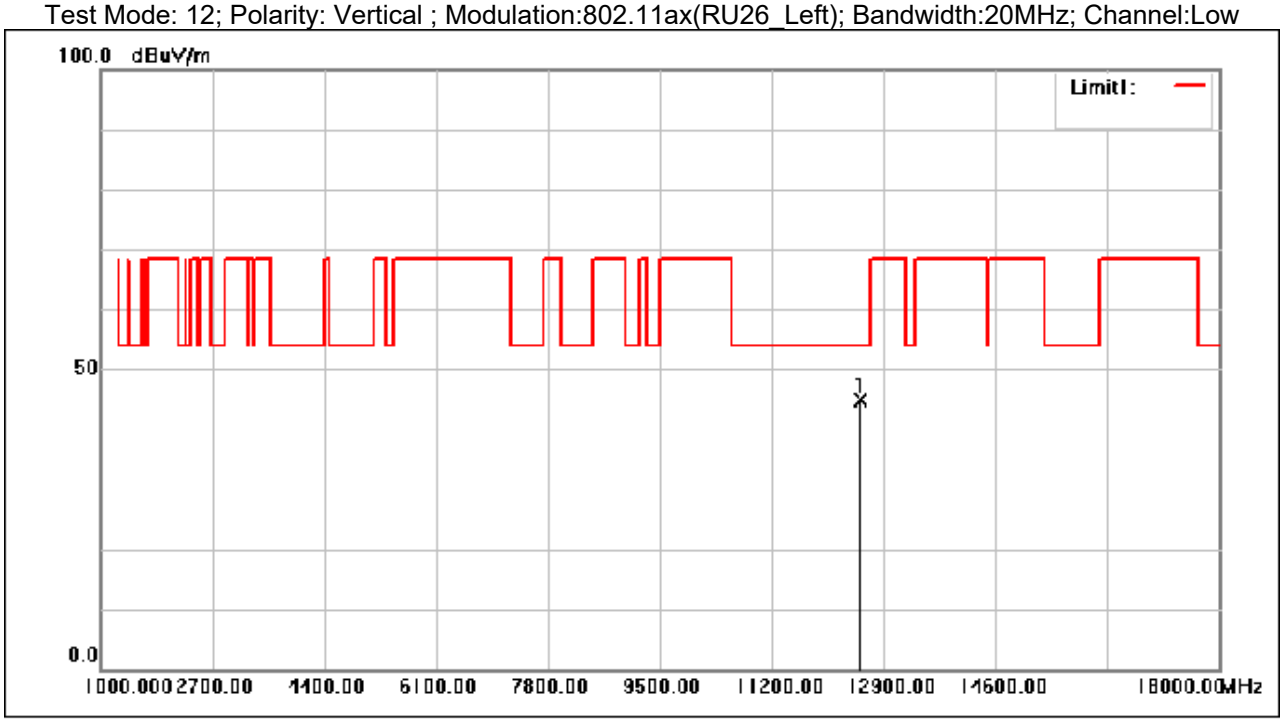

No.	Frequency (MHz)	Reading (dBuV)	Correction factor(dB/m)	Result (dBuV/m)	Limit (dBuV/m)	Margin (dB)	Remark
1	12554.630	42.55	2.24	44.79	54.00	-9.21	peak

Test Mode: 12; Polarity: Horizontal ; Modulation:802.11ax(RU26_Middle); Bandwidth:20MHz;
Channel:Middle

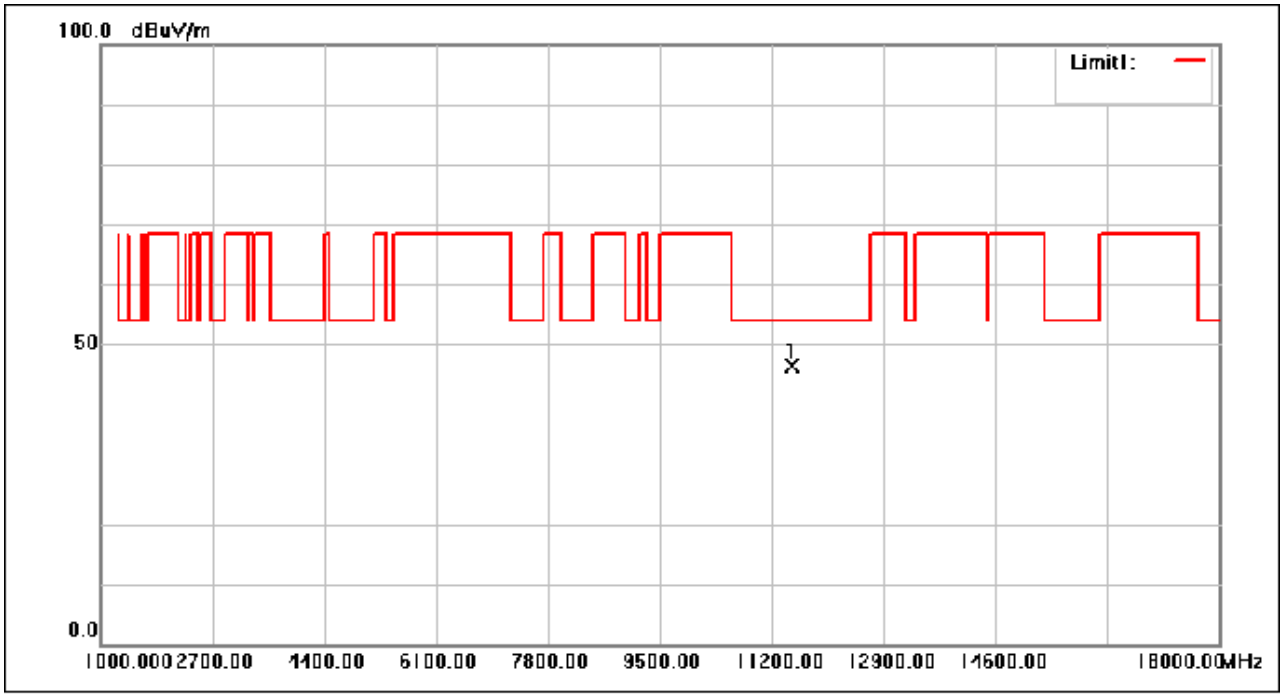

No.	Frequency (MHz)	Reading (dBuV)	Correction factor(dB/m)	Result (dBuV/m)	Limit (dBuV/m)	Margin (dB)	Remark
1	11506.150	45.30	0.97	46.27	54.00	-7.73	peak

Test Mode: 12; Polarity: Vertical ; Modulation:802.11ax(RU26_Middle); Bandwidth:20MHz; Channel:Middle

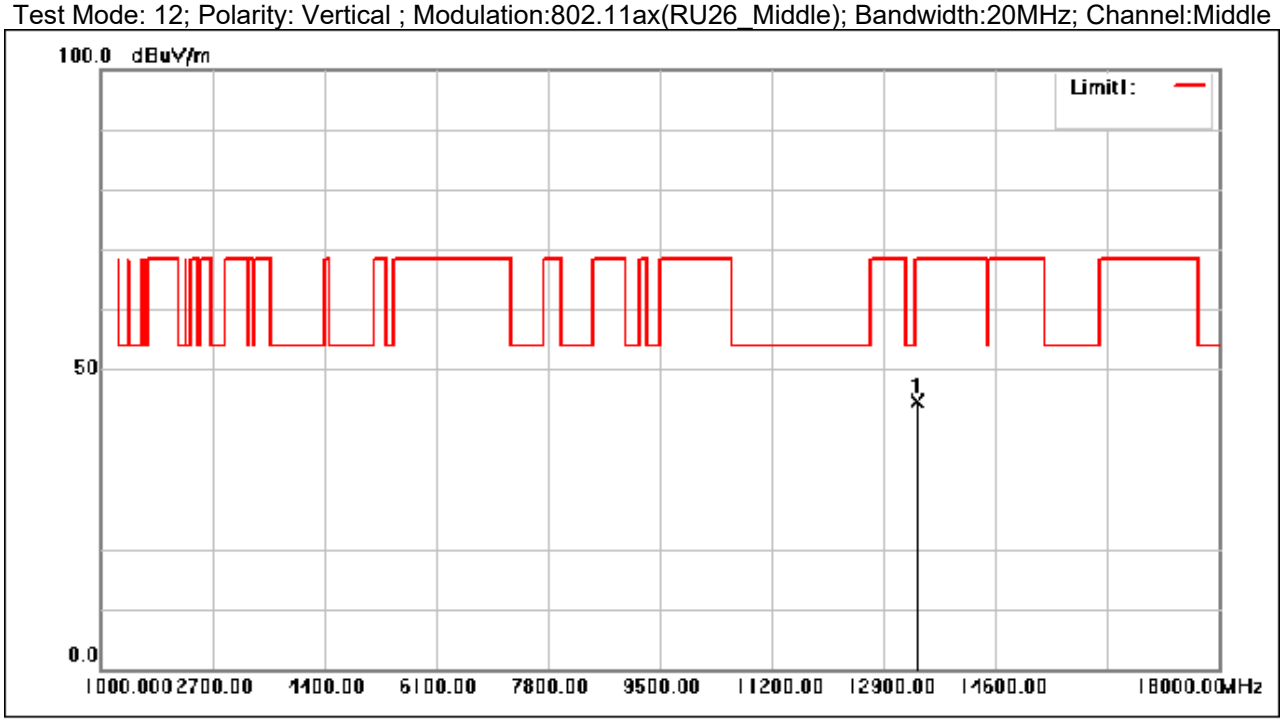

No.	Frequency (MHz)	Reading (dBuV)	Correction factor(dB/m)	Result (dBuV/m)	Limit (dBuV/m)	Margin (dB)	Remark
1	13399.050	41.81	2.76	44.57	54.00	-9.43	peak

Test Mode: 12; Polarity: Horizontal ; Modulation:802.11ax(RU26_Right); Bandwidth:20MHz; Channel:High

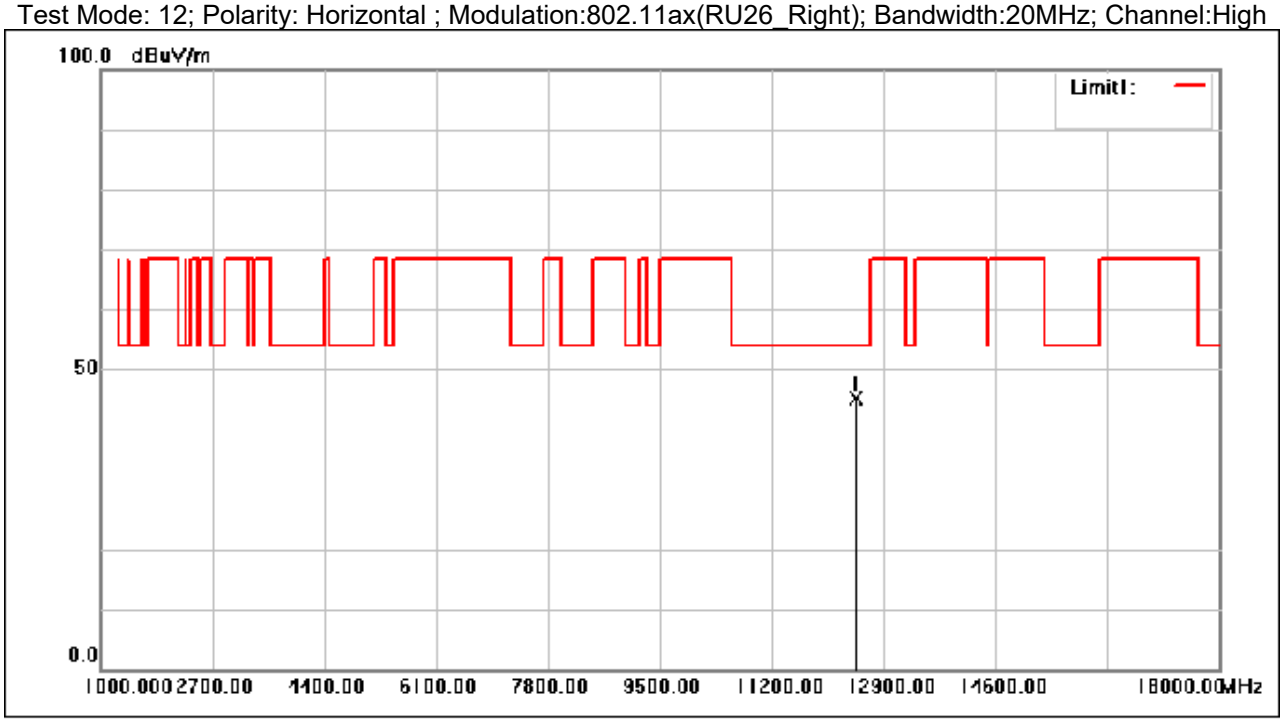

No.	Frequency (MHz)	Reading (dBuV)	Correction factor(dB/m)	Result (dBuV/m)	Limit (dBuV/m)	Margin (dB)	Remark
1	12470.460	43.03	2.09	45.12	54.00	-8.88	peak

Test Mode: 12; Polarity: Vertical ; Modulation:802.11ax(RU26_Right); Bandwidth:20MHz; Channel:High

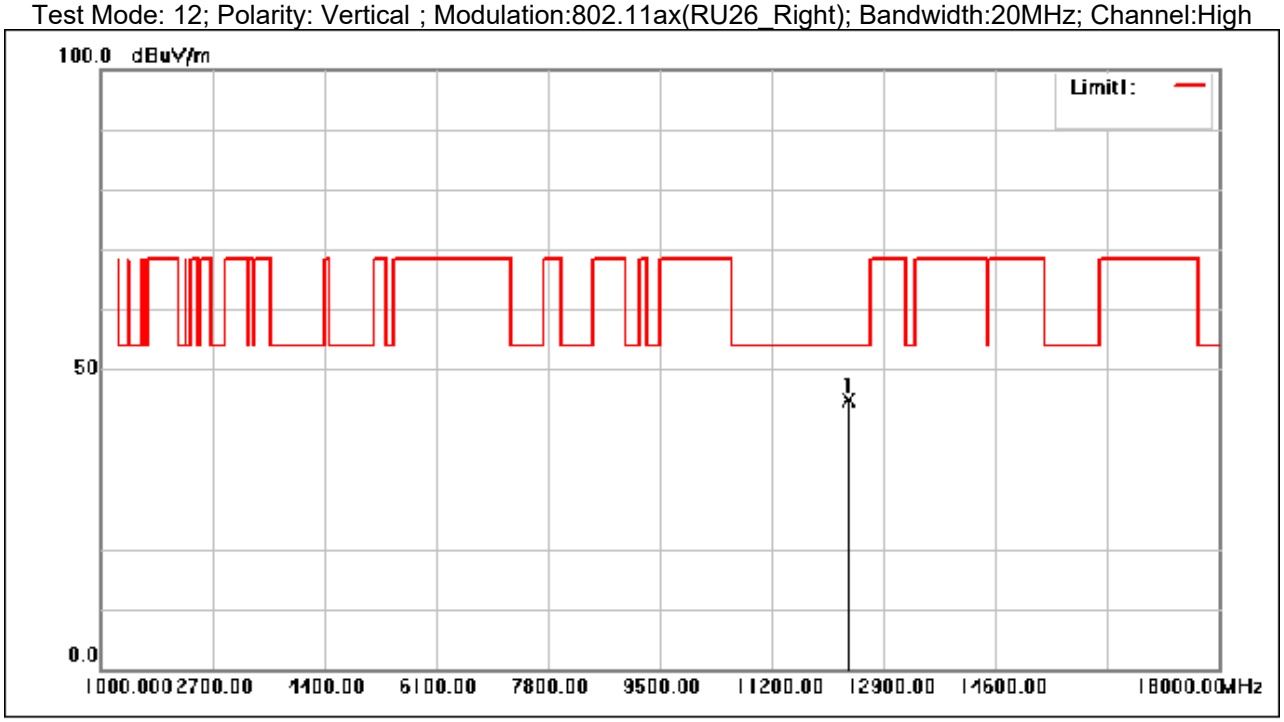

No.	Frequency (MHz)	Reading (dBuV)	Correction factor(dB/m)	Result (dBuV/m)	Limit (dBuV/m)	Margin (dB)	Remark
1	12356.720	42.71	2.22	44.93	54.00	-9.07	peak

Test Mode: 12; Polarity: Horizontal ; Modulation:802.11ax(RU52_Left); Bandwidth:20MHz; Channel:Low

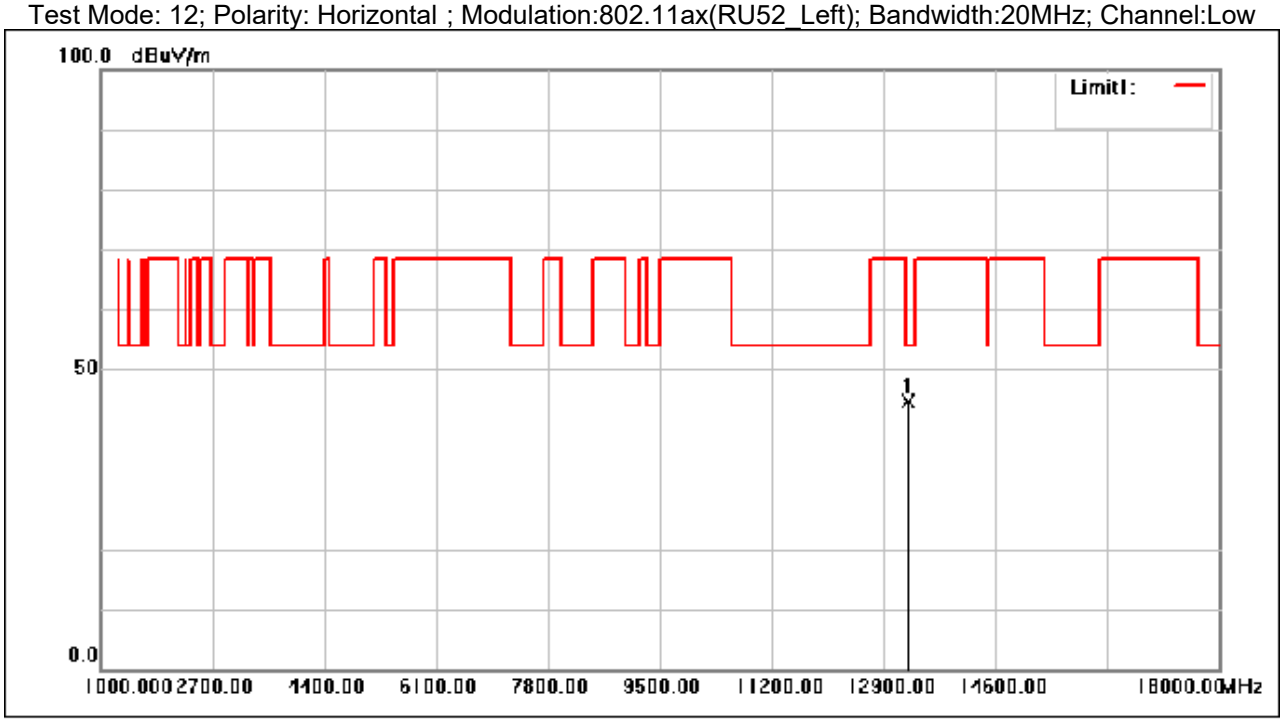

No.	Frequency (MHz)	Reading (dBuV)	Correction factor(dB/m)	Result (dBuV/m)	Limit (dBuV/m)	Margin (dB)	Remark
1	13273.130	41.60	3.08	44.68	54.00	-9.32	peak

Test Mode: 12; Polarity: Vertical ; Modulation:802.11ax(RU52_Left); Bandwidth:20MHz; Channel:Low

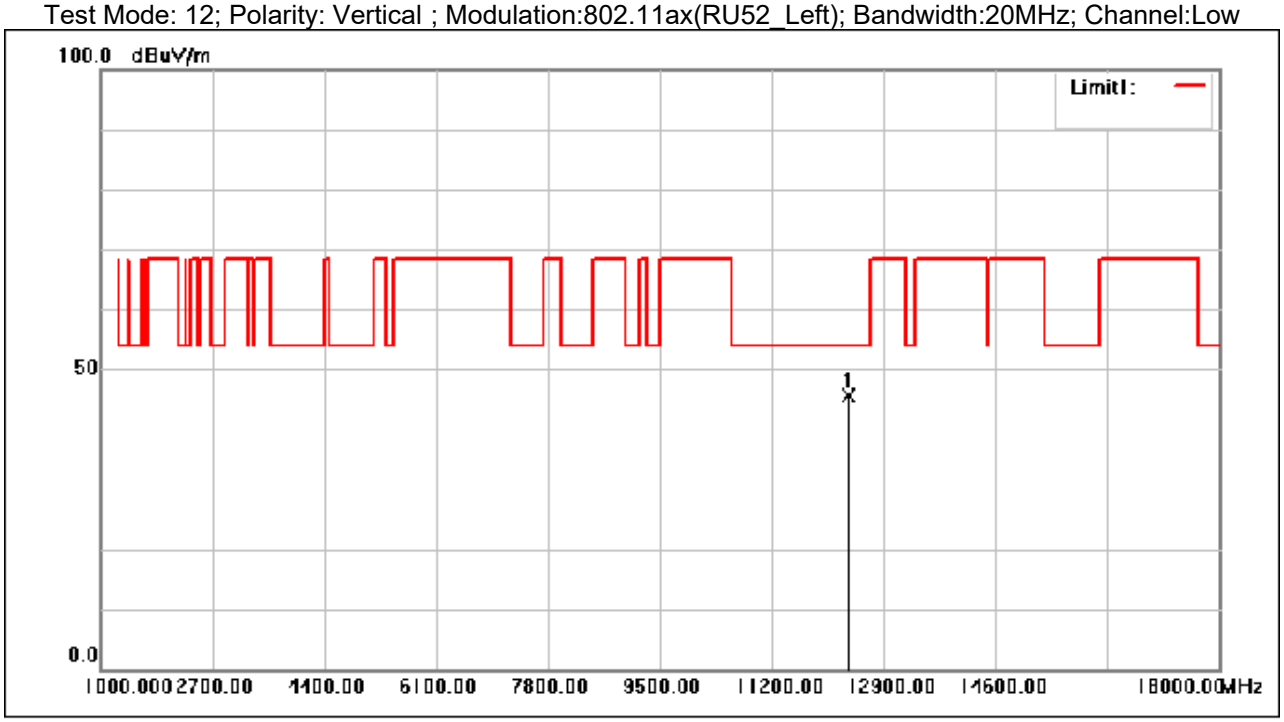

No.	Frequency (MHz)	Reading (dBuV)	Correction factor(dB/m)	Result (dBuV/m)	Limit (dBuV/m)	Margin (dB)	Remark
1	12362.950	43.31	2.21	45.52	54.00	-8.48	peak

Test Mode: 12; Polarity: Horizontal ; Modulation:802.11ax(RU52_Right); Bandwidth:20MHz; Channel:High

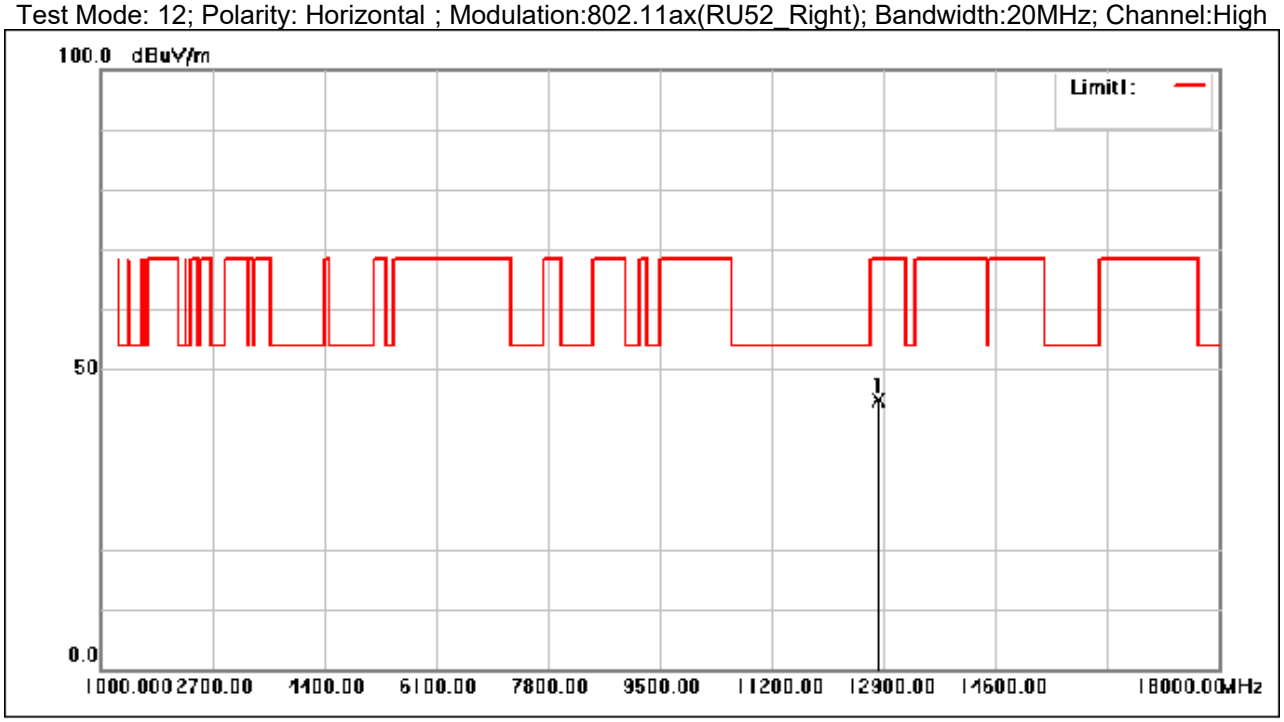

No.	Frequency (MHz)	Reading (dBuV)	Correction factor(dB/m)	Result (dBuV/m)	Limit (dBuV/m)	Margin (dB)	Remark
1	12831.240	41.68	3.19	44.87	68.30	-23.43	peak

Test Mode: 12; Polarity: Vertical ; Modulation:802.11ax(RU52_Right); Bandwidth:20MHz; Channel:High

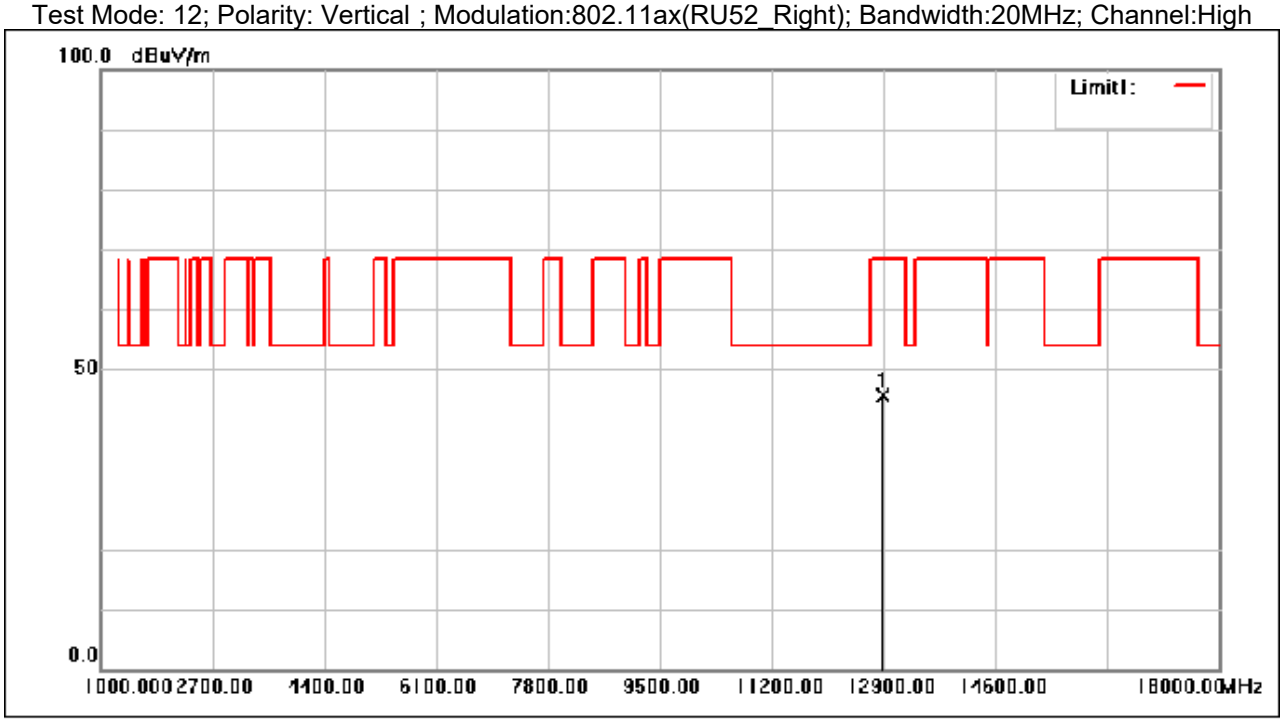

No.	Frequency (MHz)	Reading (dBuV)	Correction factor(dB/m)	Result (dBuV/m)	Limit (dBuV/m)	Margin (dB)	Remark
1	12887.590	42.29	3.38	45.67	68.30	-22.63	peak

Test Mode: 12; Polarity: Horizontal ; Modulation:802.11ax(RU106_Left); Bandwidth:20MHz; Channel:Low

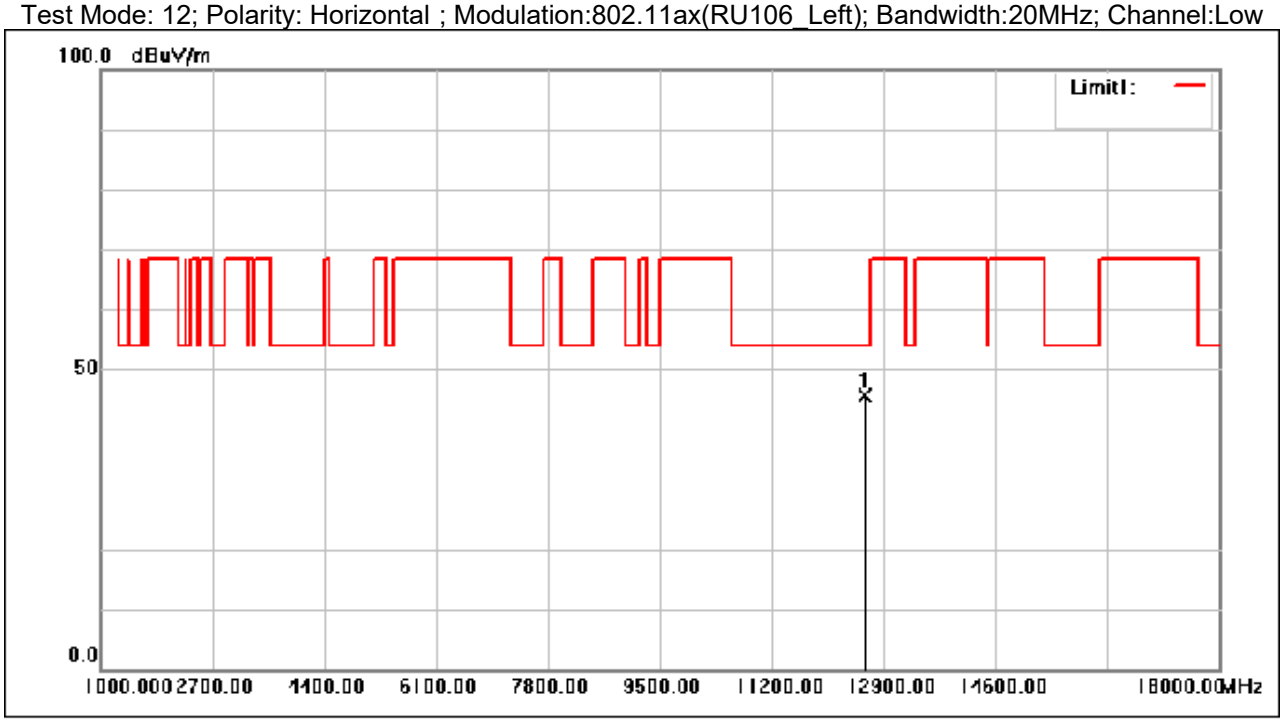

No.	Frequency (MHz)	Reading (dBuV)	Correction factor(dB/m)	Result (dBuV/m)	Limit (dBuV/m)	Margin (dB)	Remark
1	12614.530	43.10	2.45	45.55	54.00	-8.45	peak

Test Mode: 12; Polarity: Vertical ; Modulation:802.11ax(RU106_Left); Bandwidth:20MHz; Channel:Low

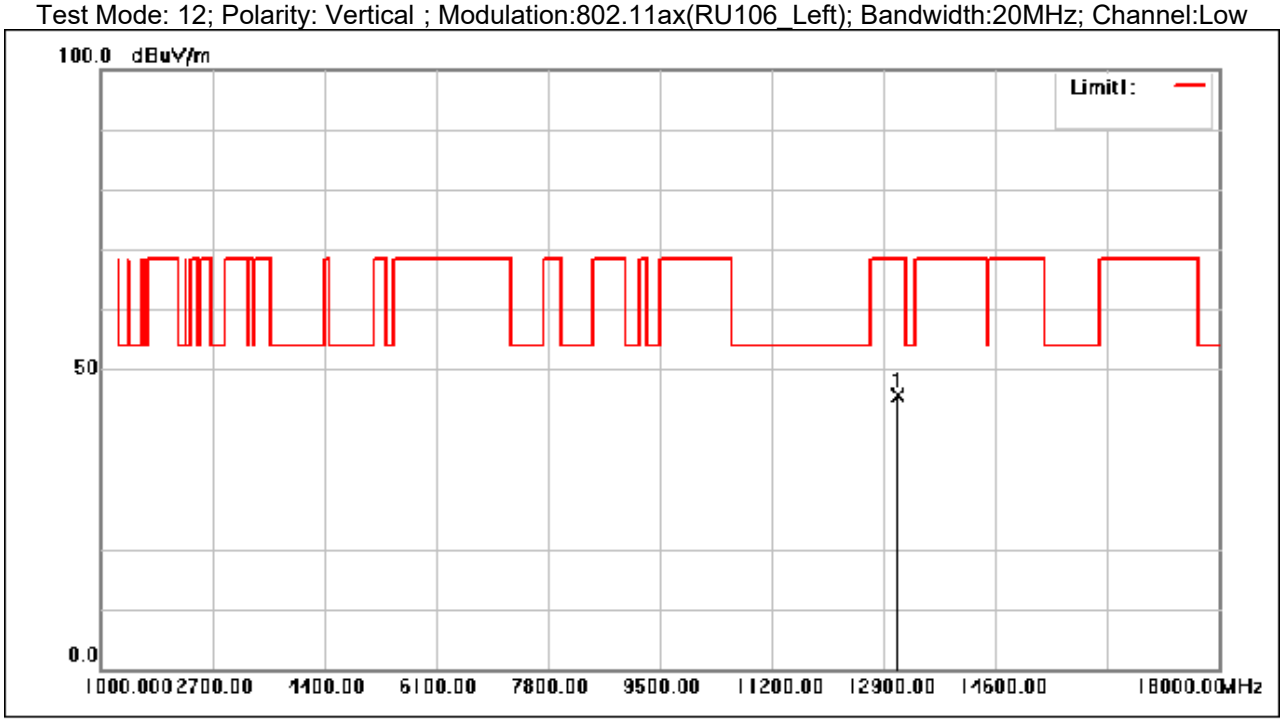

No.	Frequency (MHz)	Reading (dBuV)	Correction factor(dB/m)	Result (dBuV/m)	Limit (dBuV/m)	Margin (dB)	Remark
1	13120.650	42.08	3.45	45.53	68.30	-22.77	peak

Test Mode: 12; Polarity: Horizontal ; Modulation:802.11ax(RU106_Right); Bandwidth:20MHz; Channel:High

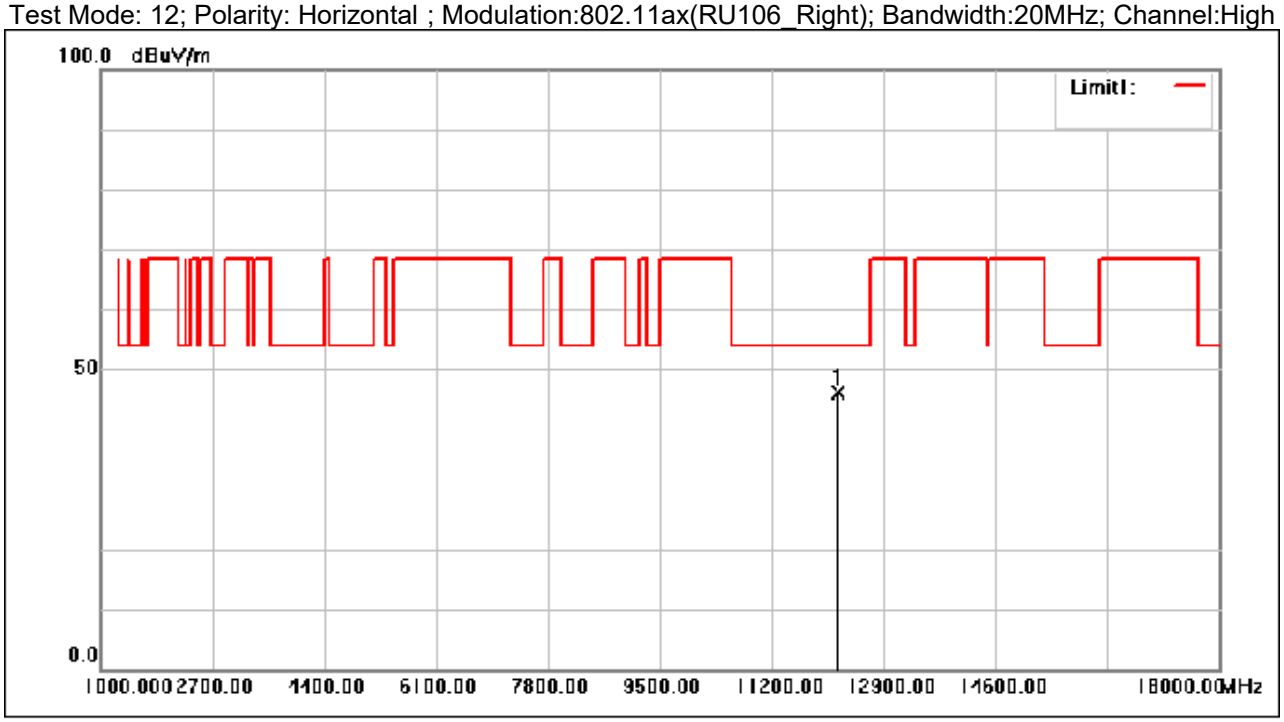

No.	Frequency (MHz)	Reading (dBuV)	Correction factor(dB/m)	Result (dBuV/m)	Limit (dBuV/m)	Margin (dB)	Remark
1	12214.850	43.67	2.37	46.04	54.00	-7.96	peak

Test Mode: 12; Polarity: Vertical ; Modulation:802.11ax(RU106_Right); Bandwidth:20MHz; Channel:High

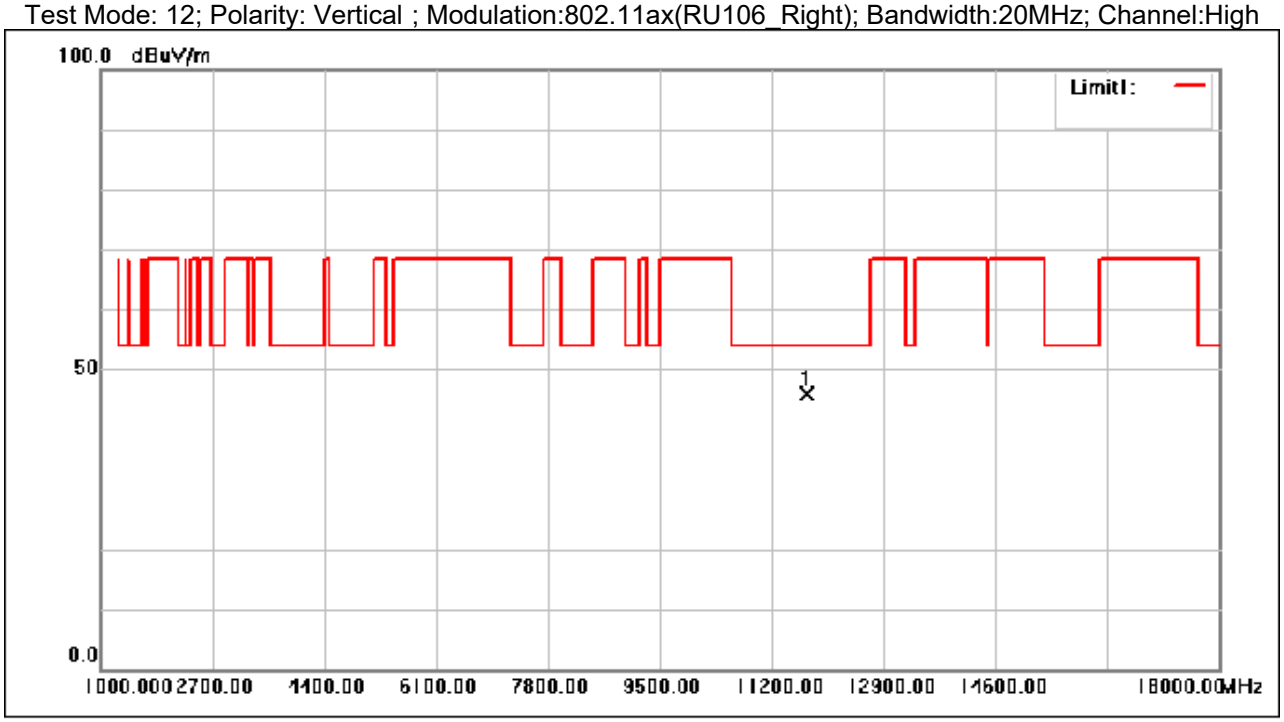

No.	Frequency (MHz)	Reading (dBuV)	Correction factor(dB/m)	Result (dBuV/m)	Limit (dBuV/m)	Margin (dB)	Remark
1	11728.870	44.28	1.71	45.99	54.00	-8.01	peak

Test Mode: 13; Polarity: Horizontal; Modulation:802.11a; Bandwidth:20MHz; Channel:Low

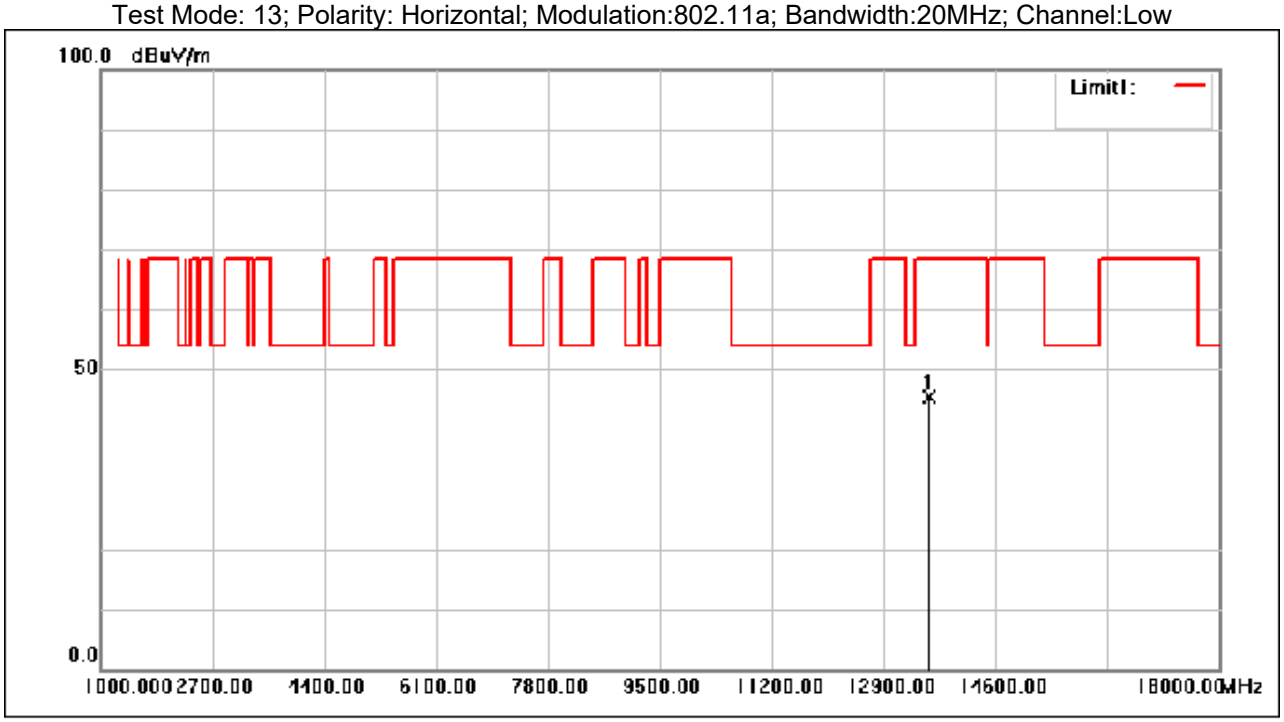

No.	Frequency (MHz)	Reading (dBuV)	Correction factor(dB/m)	Result (dBuV/m)	Limit (dBuV/m)	Margin (dB)	Remark
1	13599.520	42.50	2.79	45.29	68.30	-23.01	peak

Test Mode: 13; Polarity: Vertical; Modulation:802.11a; Bandwidth:20MHz; Channel:Low

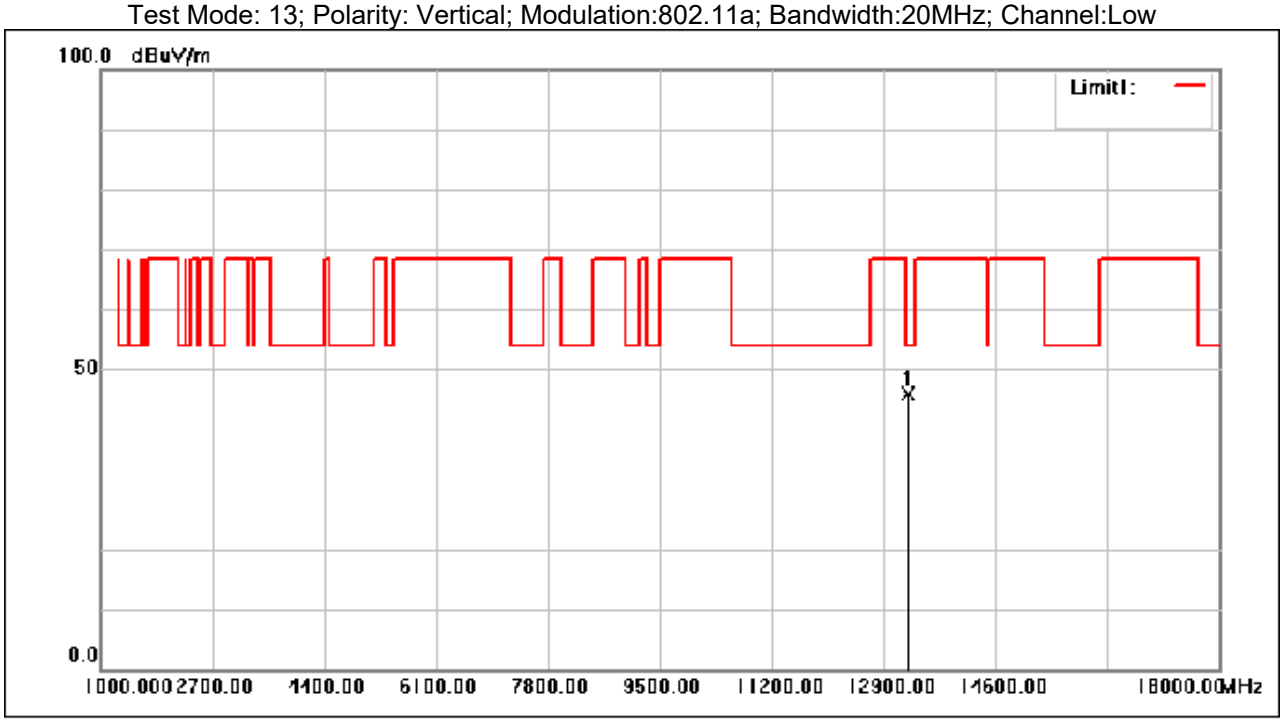

No.	Frequency (MHz)	Reading (dBuV)	Correction factor(dB/m)	Result (dBuV/m)	Limit (dBuV/m)	Margin (dB)	Remark
1	13276.250	42.79	3.07	45.86	54.00	-8.14	peak

Test Mode: 13; Polarity: Horizontal; Modulation:802.11a; Bandwidth:20MHz; Channel:middle

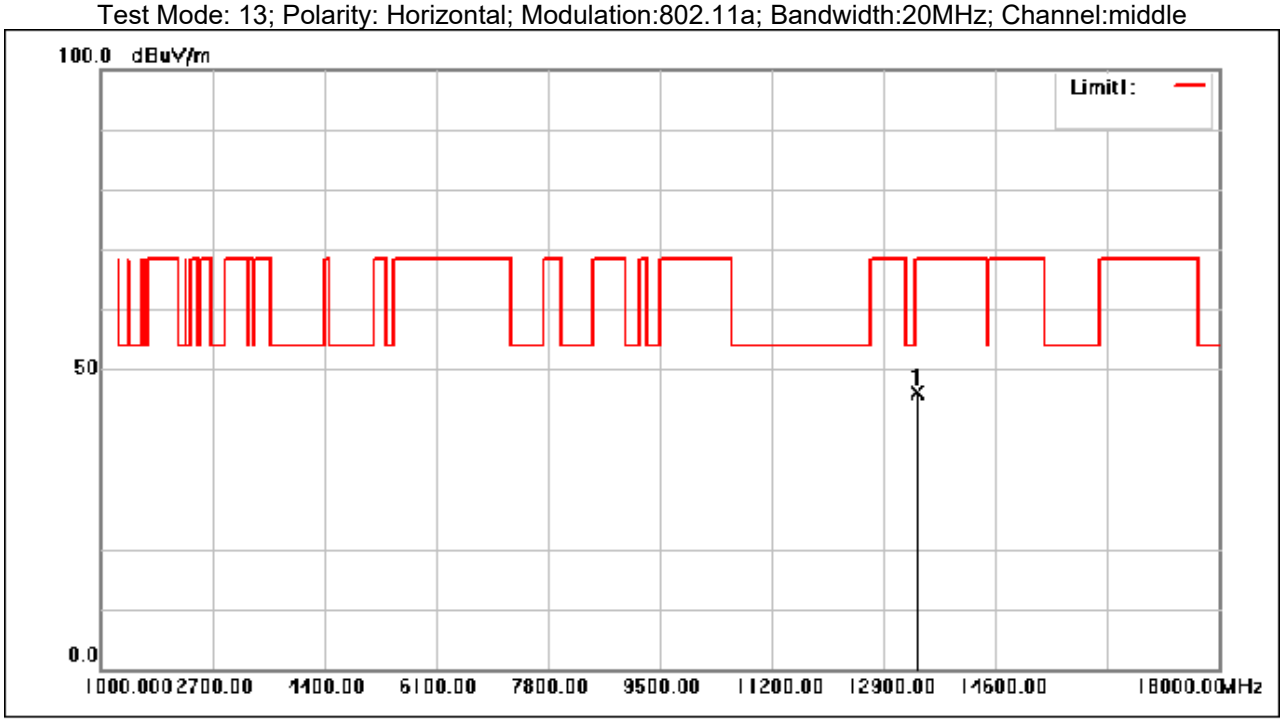

No.	Frequency (MHz)	Reading (dBuV)	Correction factor(dB/m)	Result (dBuV/m)	Limit (dBuV/m)	Margin (dB)	Remark
1	13405.040	43.42	2.75	46.17	68.30	-22.13	peak

Test Mode: 13; Polarity: Vertical; Modulation:802.11a; Bandwidth:20MHz; Channel:middle

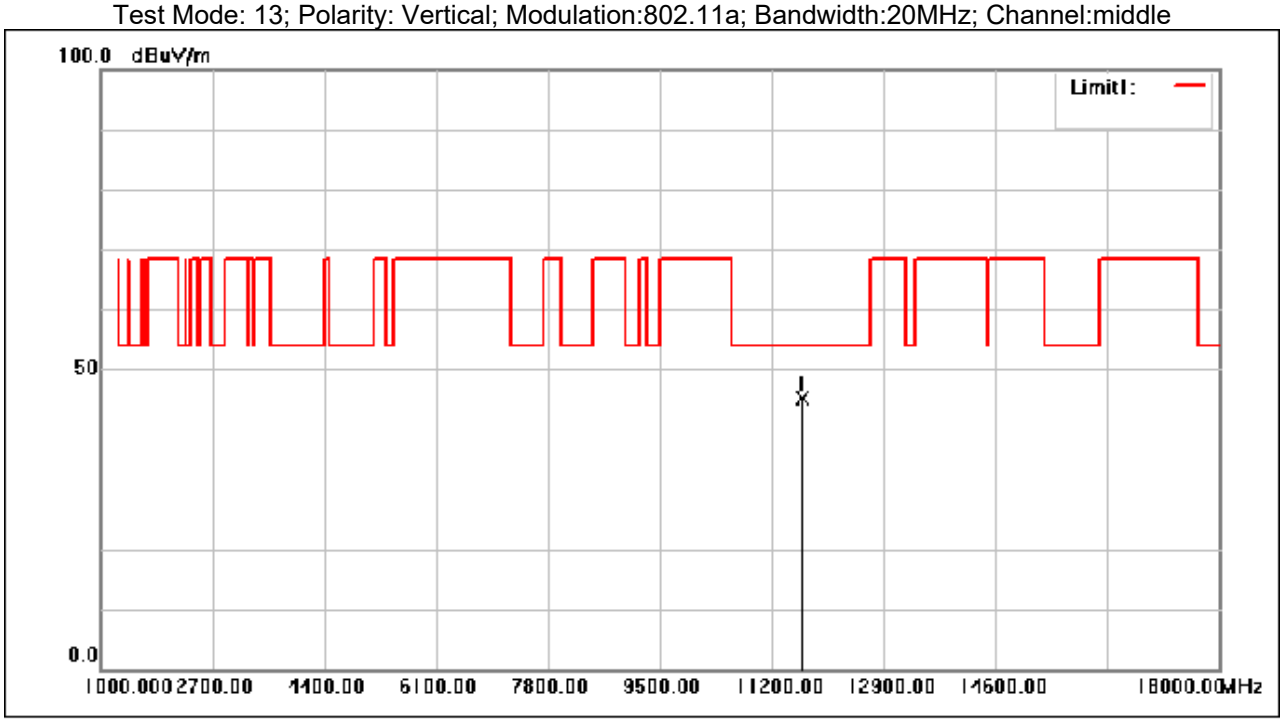

No.	Frequency (MHz)	Reading (dBuV)	Correction factor(dB/m)	Result (dBuV/m)	Limit (dBuV/m)	Margin (dB)	Remark
1	11657.960	43.68	1.48	45.16	54.00	-8.84	peak

Test Mode: 13; Polarity: Horizontal; Modulation:802.11a; Bandwidth:20MHz; Channel:High

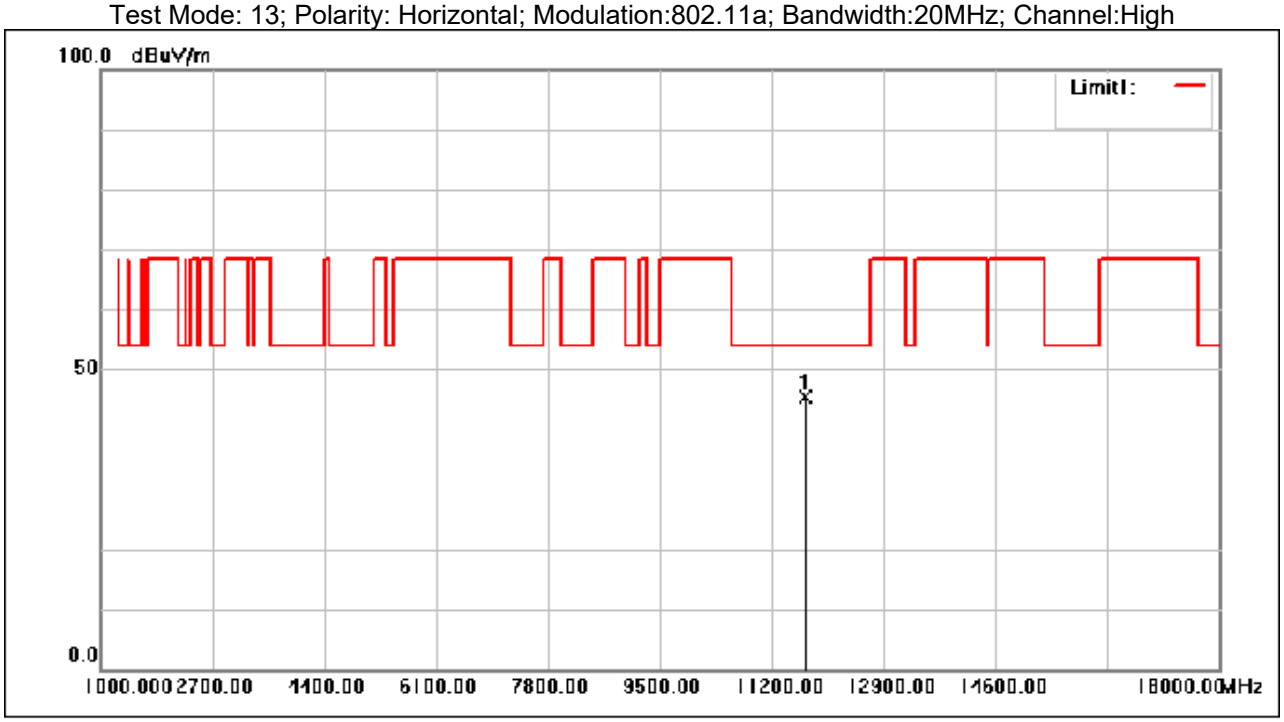

No.	Frequency (MHz)	Reading (dBuV)	Correction factor(dB/m)	Result (dBuV/m)	Limit (dBuV/m)	Margin (dB)	Remark
1	11699.040	43.68	1.61	45.29	54.00	-8.71	peak

Test Mode: 13; Polarity: Vertical; Modulation:802.11a; Bandwidth:20MHz; Channel:High

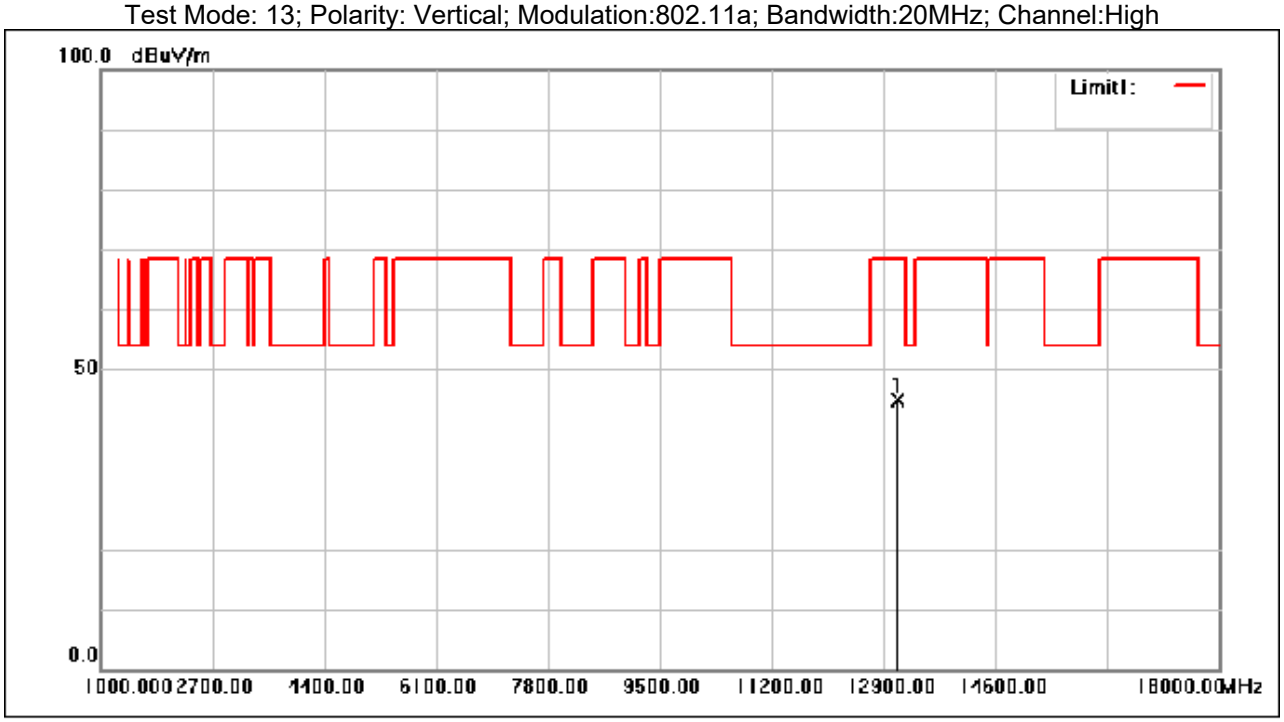

No.	Frequency (MHz)	Reading (dBuV)	Correction factor(dB/m)	Result (dBuV/m)	Limit (dBuV/m)	Margin (dB)	Remark
1	13123.040	41.31	3.45	44.76	68.30	-23.54	peak

Test Mode: 13; Polarity: Horizontal; Modulation:802.11ax(Full RU); Bandwidth:20MHz; Channel:Low

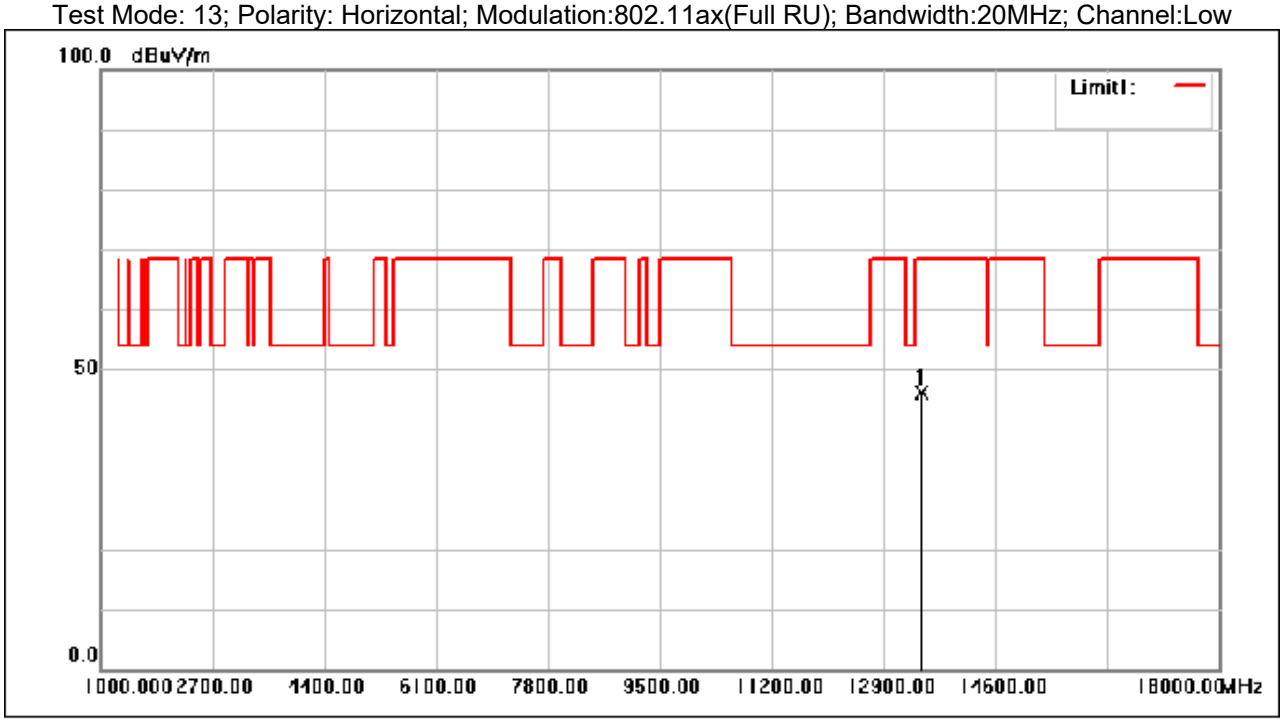

No.	Frequency (MHz)	Reading (dBuV)	Correction factor(dB/m)	Result (dBuV/m)	Limit (dBuV/m)	Margin (dB)	Remark
1	13485.640	43.70	2.55	46.25	68.30	-22.05	peak

Test Mode: 13; Polarity: Vertical; Modulation:802.11ax(Full RU); Bandwidth:20MHz; Channel:Low

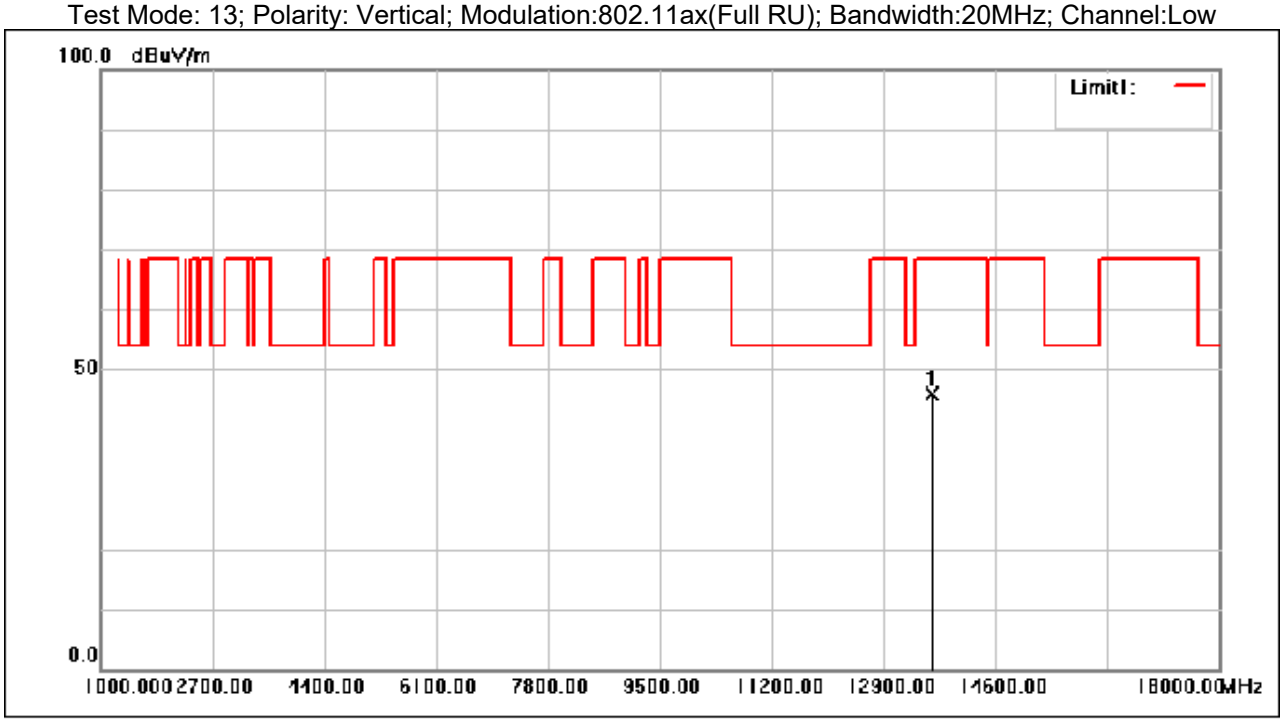

No.	Frequency (MHz)	Reading (dBuV)	Correction factor(dB/m)	Result (dBuV/m)	Limit (dBuV/m)	Margin (dB)	Remark
1	13633.930	42.93	2.88	45.81	68.30	-22.49	peak

Test Mode: 13; Polarity: Horizontal; Modulation:802.11ax(Full RU); Bandwidth:20MHz; Channel:middle

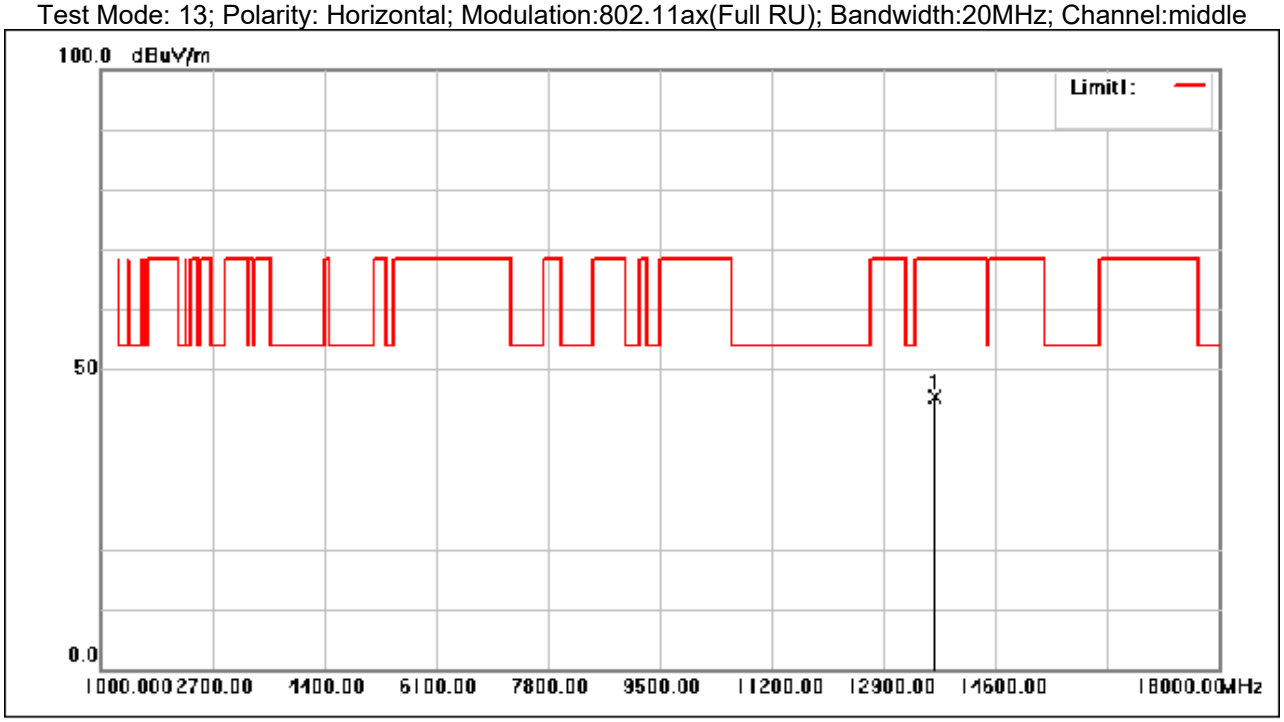

No.	Frequency (MHz)	Reading (dBuV)	Correction factor(dB/m)	Result (dBuV/m)	Limit (dBuV/m)	Margin (dB)	Remark
1	13677.290	42.42	3.00	45.42	68.30	-22.88	peak

Test Mode: 13; Polarity: Vertical; Modulation:802.11ax(Full RU); Bandwidth:20MHz; Channel:middle

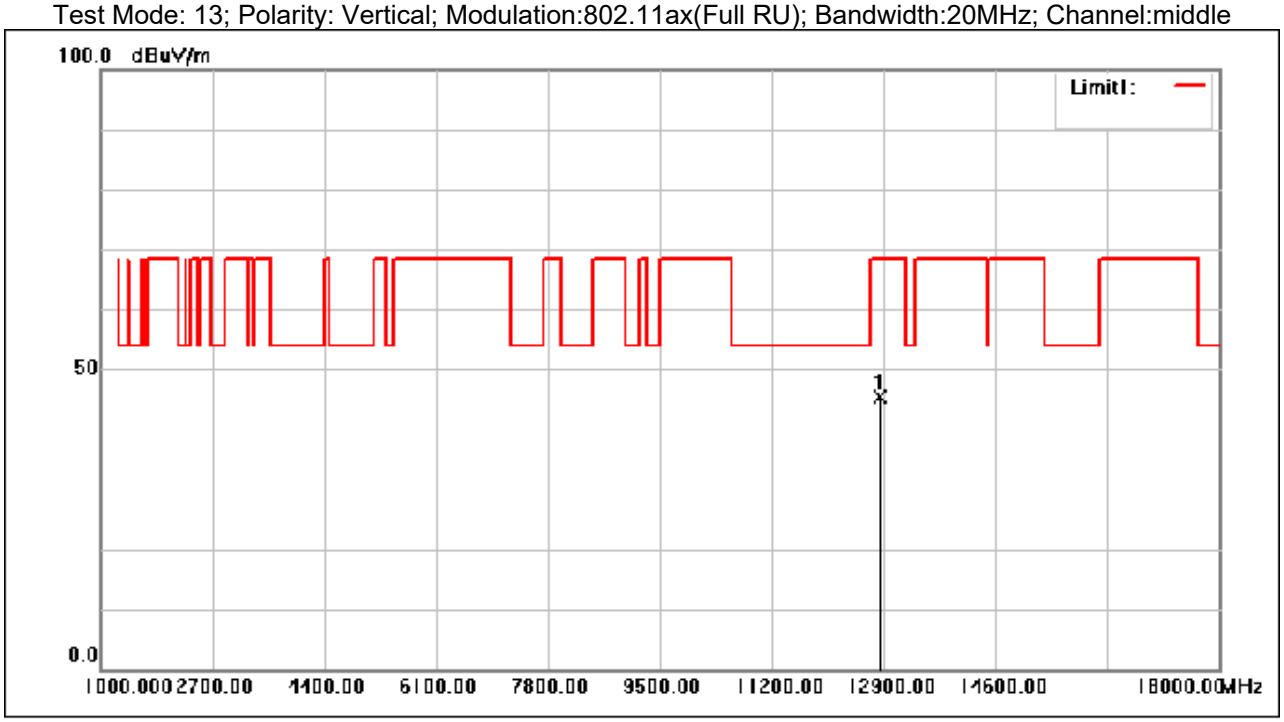

No.	Frequency (MHz)	Reading (dBuV)	Correction factor(dB/m)	Result (dBuV/m)	Limit (dBuV/m)	Margin (dB)	Remark
1	12833.810	42.09	3.20	45.29	68.30	-23.01	peak

Test Mode: 13; Polarity: Horizontal; Modulation:802.11ax(Full RU); Bandwidth:20MHz; Channel:High

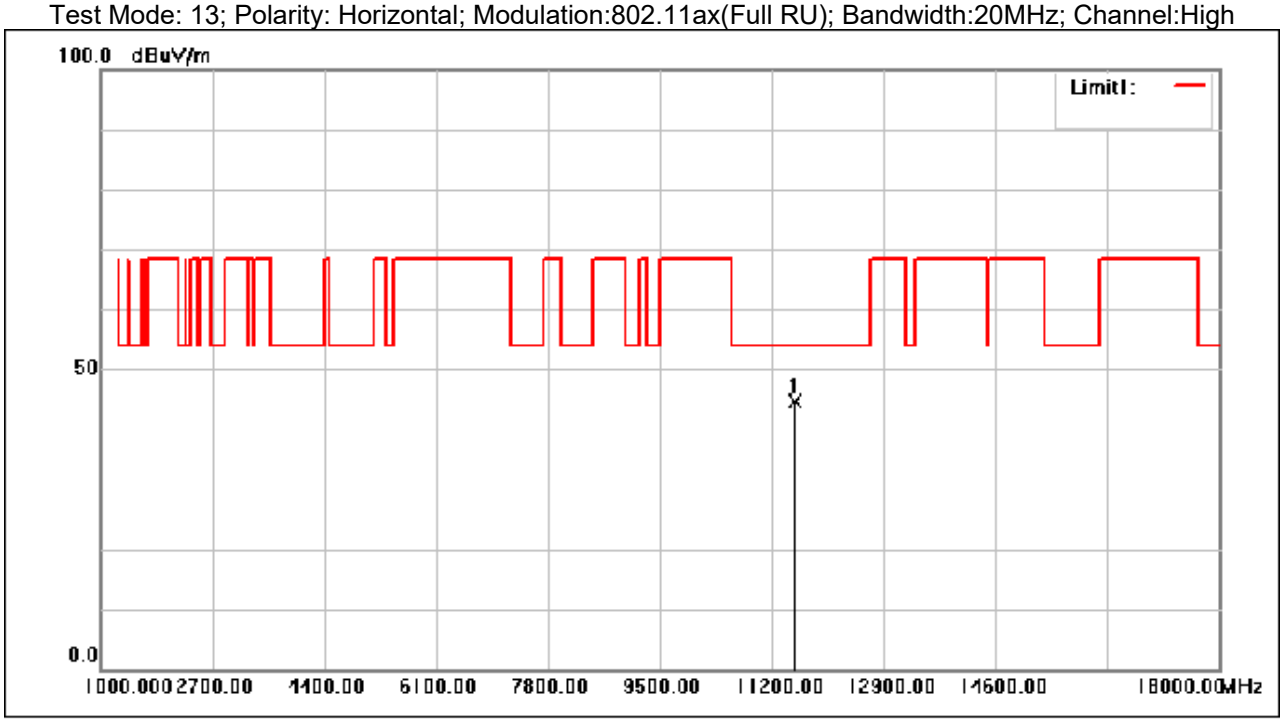

No.	Frequency (MHz)	Reading (dBuV)	Correction factor(dB/m)	Result (dBuV/m)	Limit (dBuV/m)	Margin (dB)	Remark
1	11546.080	43.46	1.10	44.56	54.00	-9.44	peak

Test Mode: 13; Polarity: Vertical; Modulation:802.11ax(Full RU); Bandwidth:20MHz; Channel:High

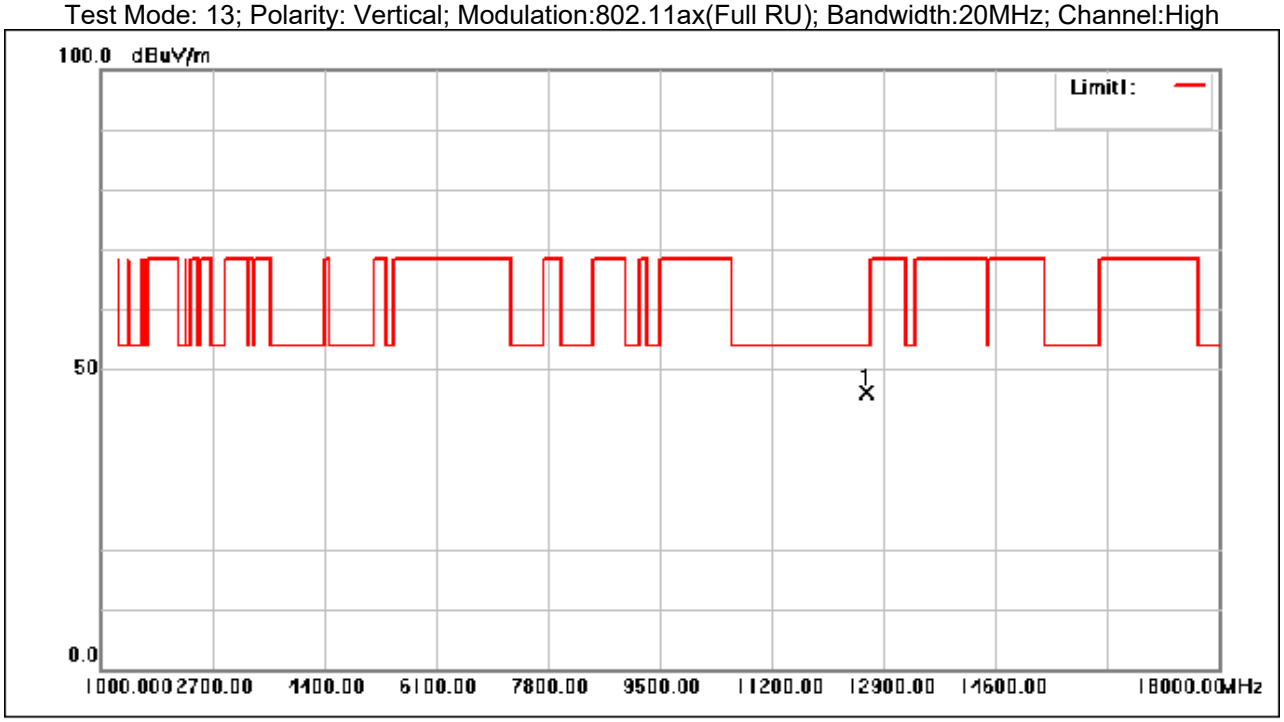

No.	Frequency (MHz)	Reading (dBuV)	Correction factor(dB/m)	Result (dBuV/m)	Limit (dBuV/m)	Margin (dB)	Remark
1	12629.220	43.52	2.50	46.02	54.00	-7.98	peak

Test Mode: 13; Polarity: Horizontal ; Modulation:802.11ax(RU26_Left); Bandwidth:20MHz; Channel:Low

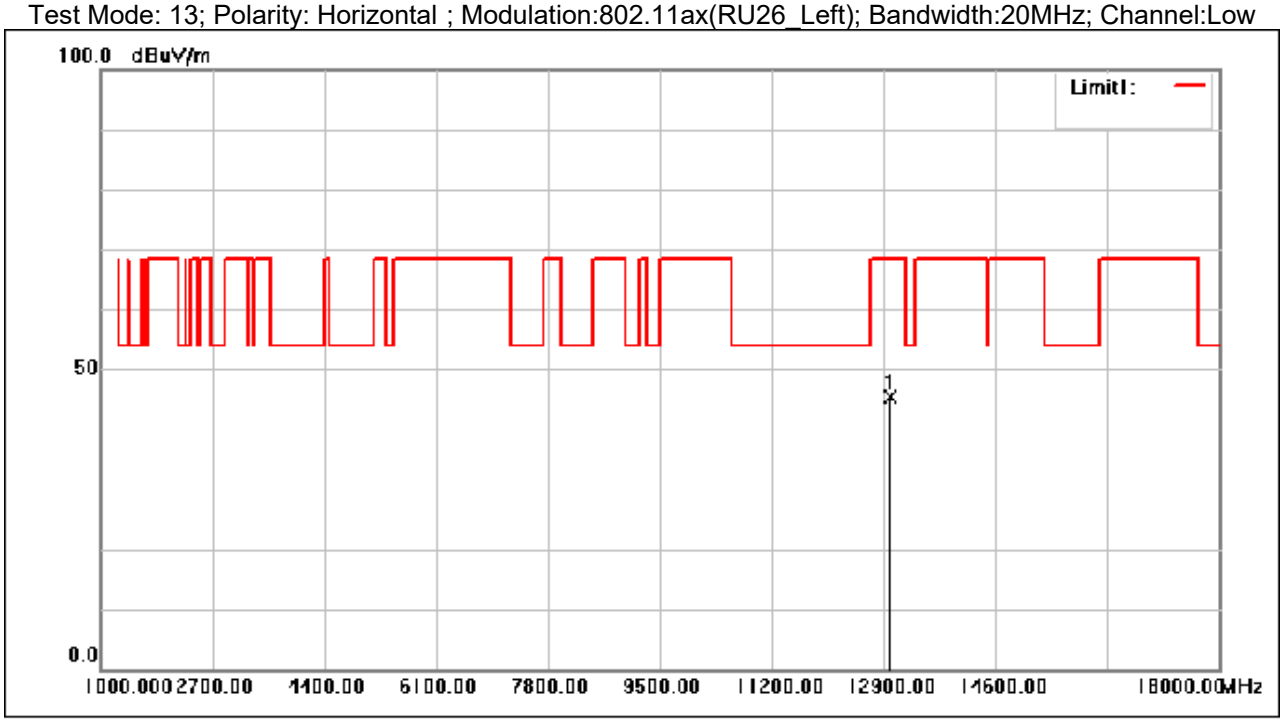

No.	Frequency (MHz)	Reading (dBuV)	Correction factor(dB/m)	Result (dBuV/m)	Limit (dBuV/m)	Margin (dB)	Remark
1	13010.990	41.59	3.74	45.33	68.30	-22.97	peak

Test Mode: 13; Polarity: Vertical ; Modulation:802.11ax(RU26_Left); Bandwidth:20MHz; Channel:Low

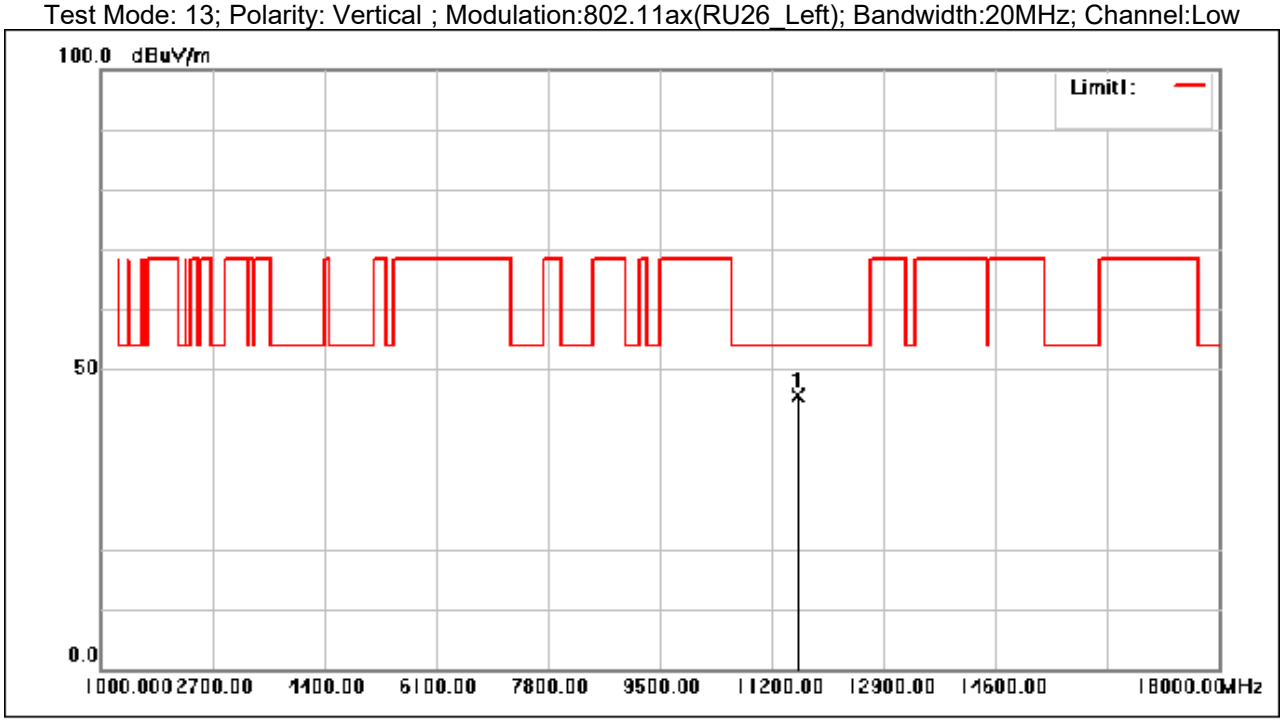

No.	Frequency (MHz)	Reading (dBuV)	Correction factor(dB/m)	Result (dBuV/m)	Limit (dBuV/m)	Margin (dB)	Remark
1	11591.660	44.25	1.26	45.51	54.00	-8.49	peak

Test Mode: 13; Polarity: Horizontal ; Modulation:802.11ax(RU26_Middle); Bandwidth:20MHz;
Channel:Middle

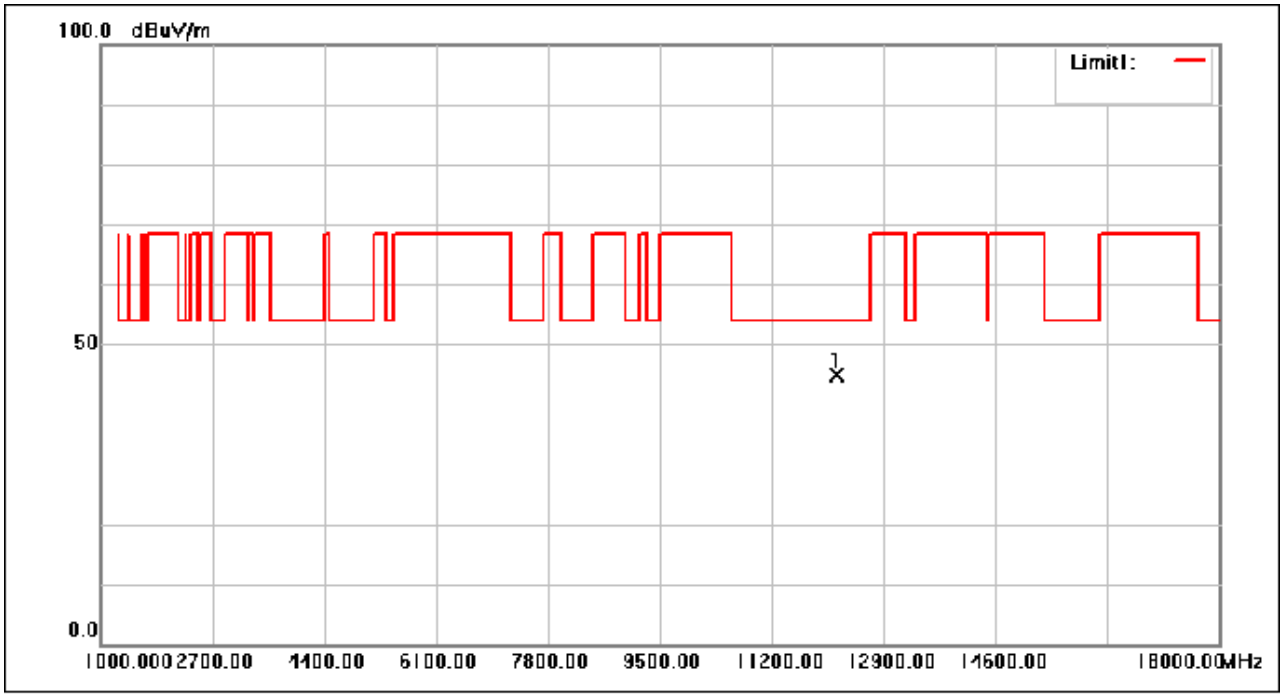

No.	Frequency (MHz)	Reading (dBuV)	Correction factor(dB/m)	Result (dBuV/m)	Limit (dBuV/m)	Margin (dB)	Remark
1	12185.840	42.43	2.41	44.84	54.00	-9.16	peak

Test Mode: 13; Polarity: Vertical ; Modulation:802.11ax(RU26_Middle); Bandwidth:20MHz; Channel:Middle

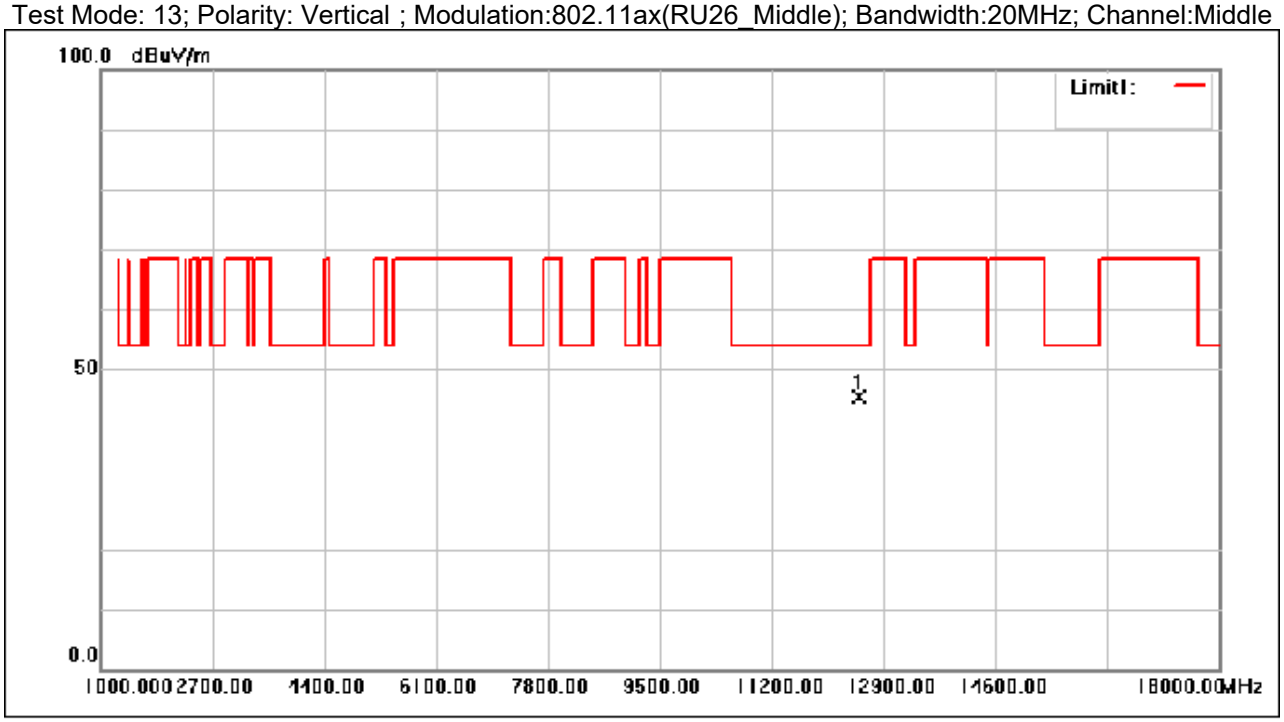

No.	Frequency (MHz)	Reading (dBuV)	Correction factor(dB/m)	Result (dBuV/m)	Limit (dBuV/m)	Margin (dB)	Remark
1	12537.050	43.10	2.18	45.28	54.00	-8.72	peak

Test Mode: 13; Polarity: Horizontal ; Modulation:802.11ax(RU26_Right); Bandwidth:20MHz; Channel:High

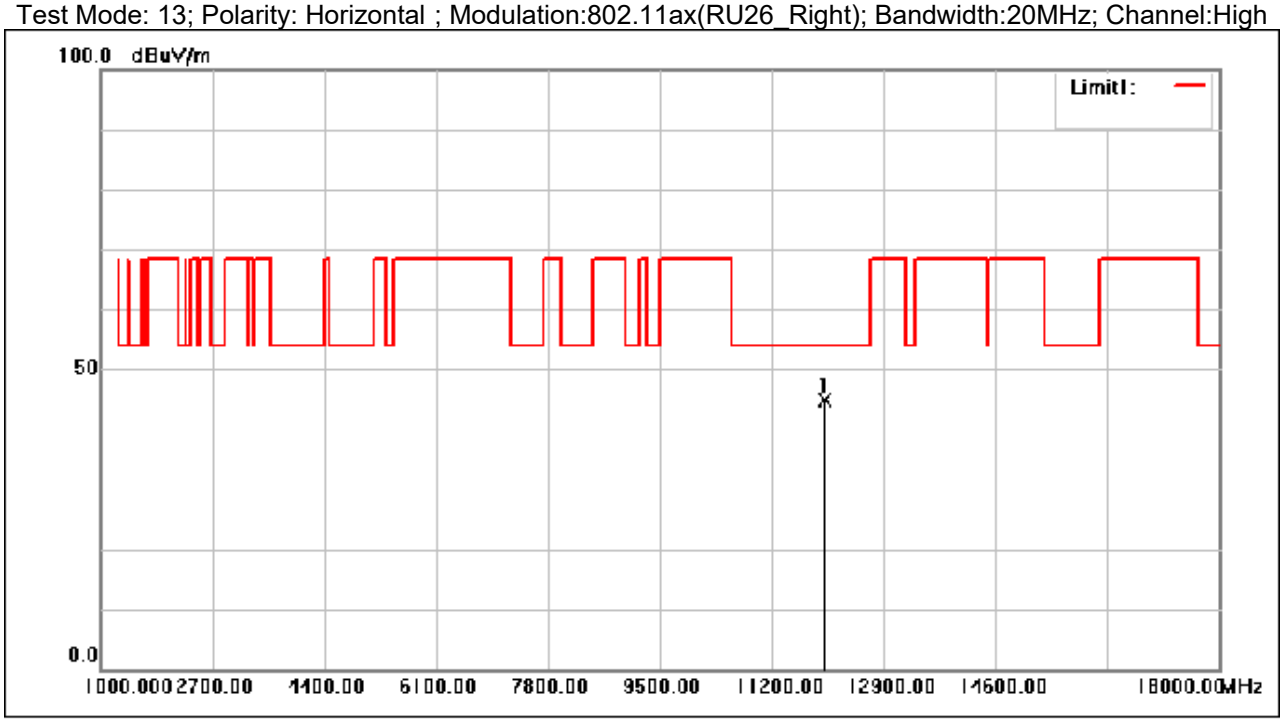

No.	Frequency (MHz)	Reading (dBuV)	Correction factor(dB/m)	Result (dBuV/m)	Limit (dBuV/m)	Margin (dB)	Remark
1	12013.780	42.30	2.59	44.89	54.00	-9.11	peak

Test Mode: 13; Polarity: Vertical ; Modulation:802.11ax(RU26_Right); Bandwidth:20MHz; Channel:High

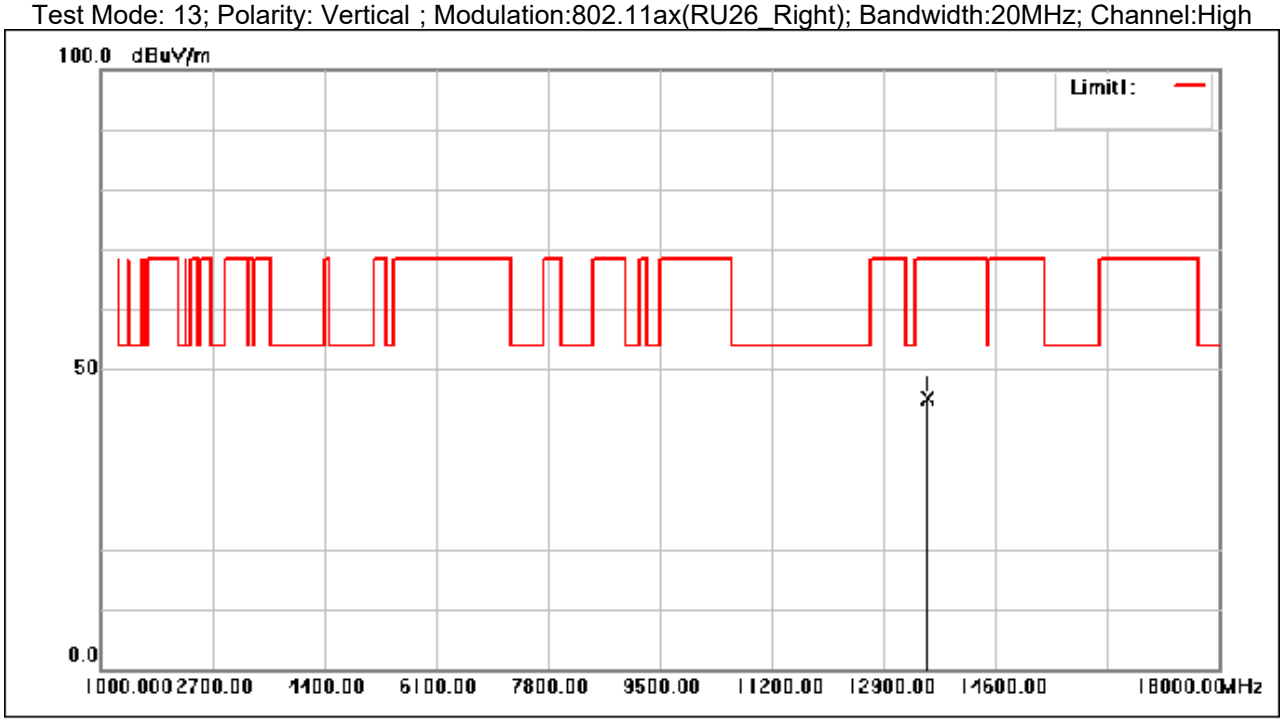

No.	Frequency (MHz)	Reading (dBuV)	Correction factor(dB/m)	Result (dBuV/m)	Limit (dBuV/m)	Margin (dB)	Remark
1	13567.530	42.49	2.69	45.18	68.30	-23.12	peak

Test Mode: 13; Polarity: Horizontal ; Modulation:802.11ax(RU52_Left); Bandwidth:20MHz; Channel:Low

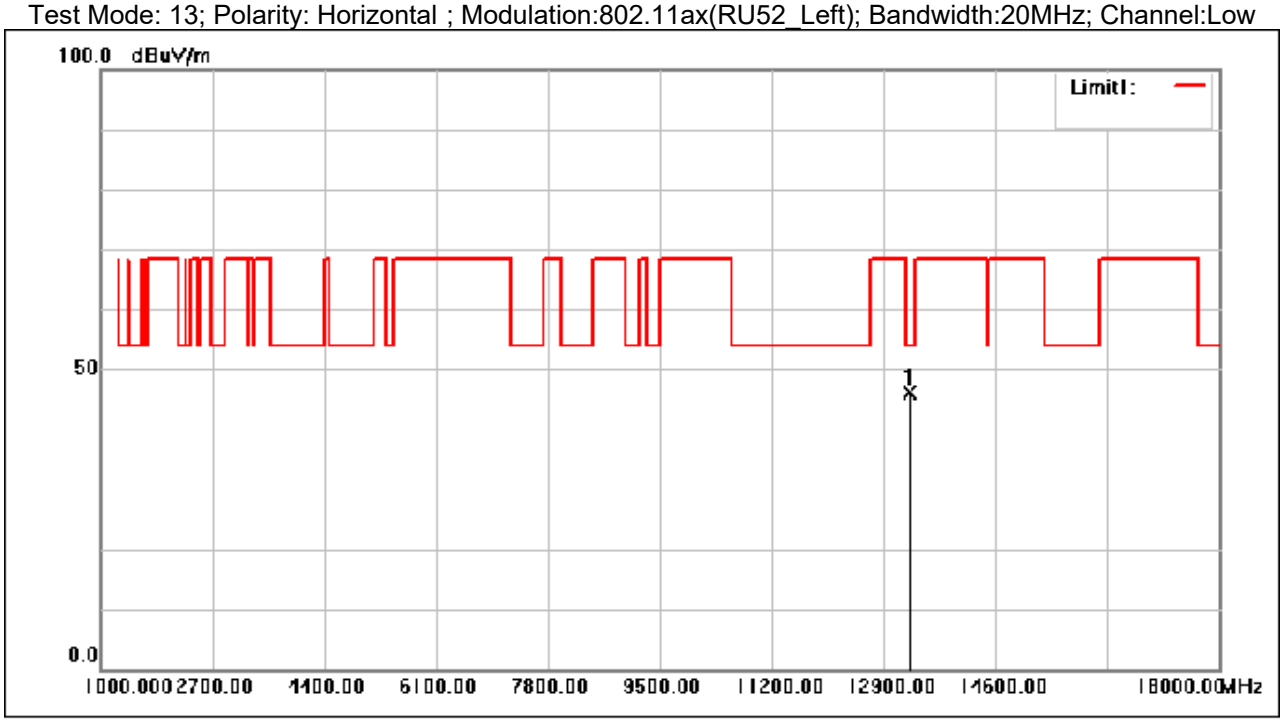

No.	Frequency (MHz)	Reading (dBuV)	Correction factor(dB/m)	Result (dBuV/m)	Limit (dBuV/m)	Margin (dB)	Remark
1	13302.480	43.16	3.01	46.17	54.00	-7.83	peak

Test Mode: 13; Polarity: Vertical ; Modulation:802.11ax(RU52_Left); Bandwidth:20MHz; Channel:Low

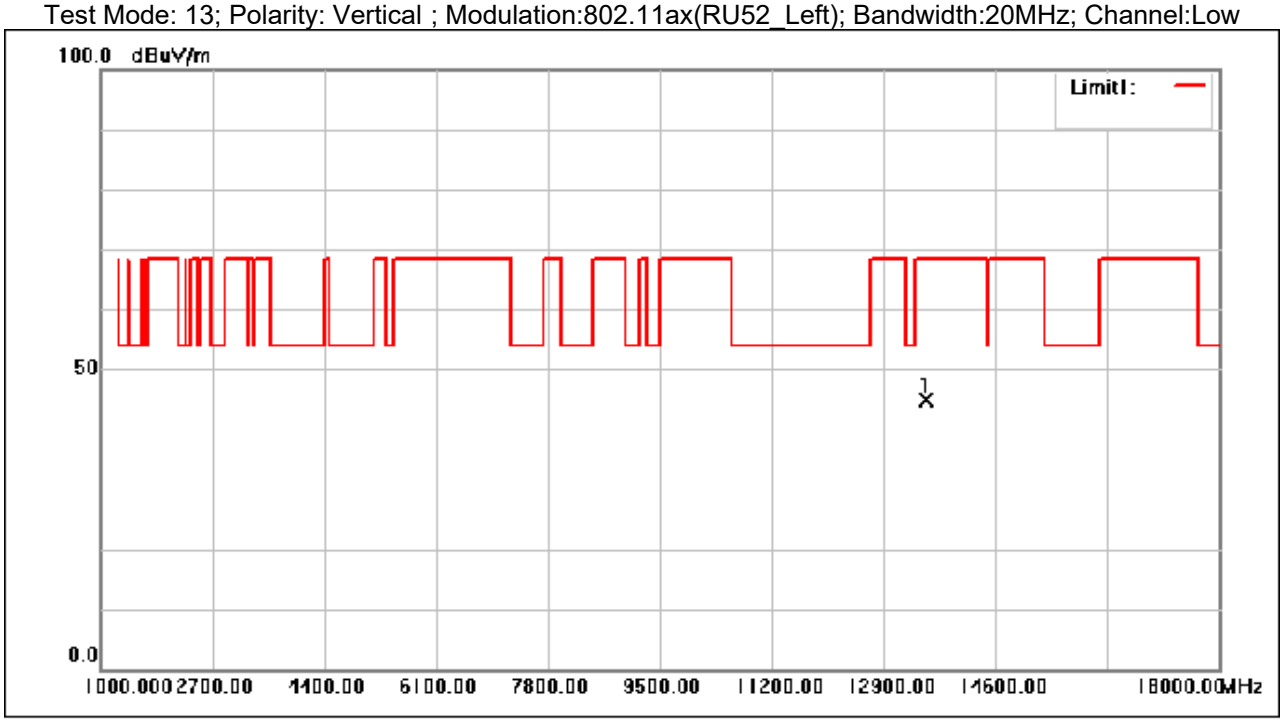

No.	Frequency (MHz)	Reading (dBuV)	Correction factor(dB/m)	Result (dBuV/m)	Limit (dBuV/m)	Margin (dB)	Remark
1	13552.060	42.17	2.65	44.82	68.30	-23.48	peak

Test Mode: 13; Polarity: Horizontal ; Modulation:802.11ax(RU52_Right); Bandwidth:20MHz; Channel:High

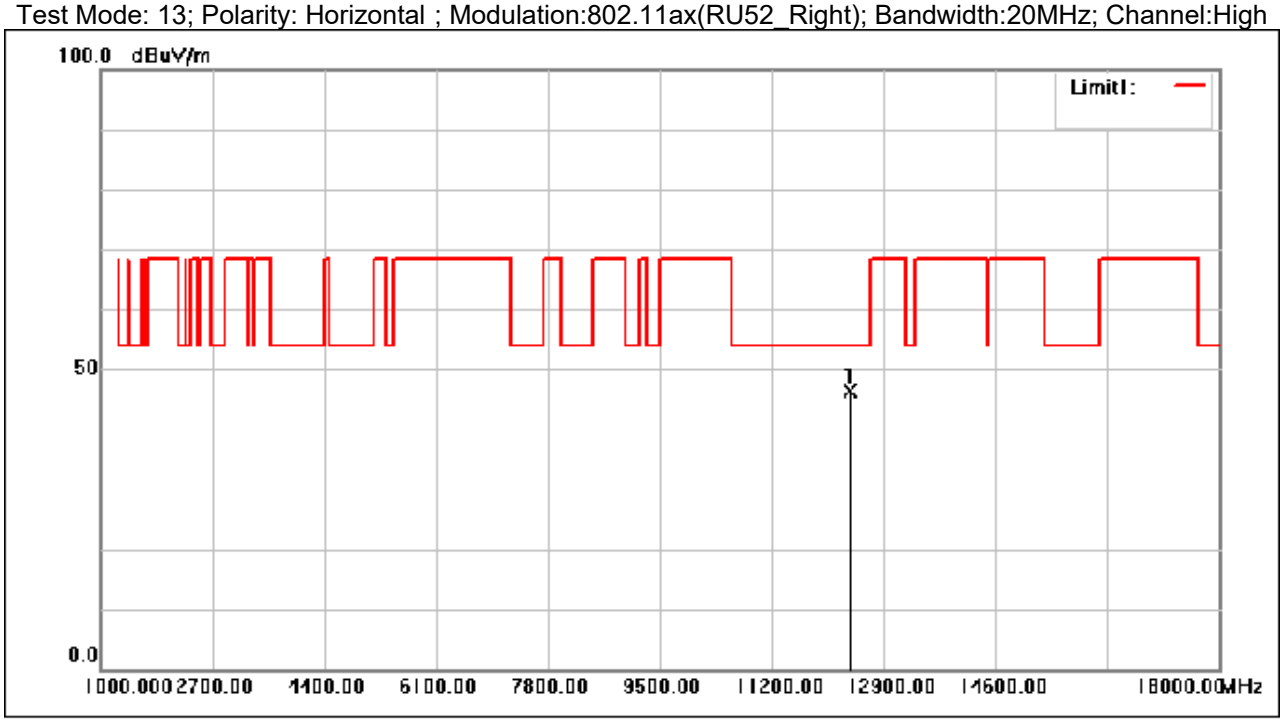

No.	Frequency (MHz)	Reading (dBuV)	Correction factor(dB/m)	Result (dBuV/m)	Limit (dBuV/m)	Margin (dB)	Remark
1	12398.510	44.20	2.17	46.37	54.00	-7.63	peak

Test Mode: 13; Polarity: Vertical ; Modulation:802.11ax(RU52_Right); Bandwidth:20MHz; Channel:High

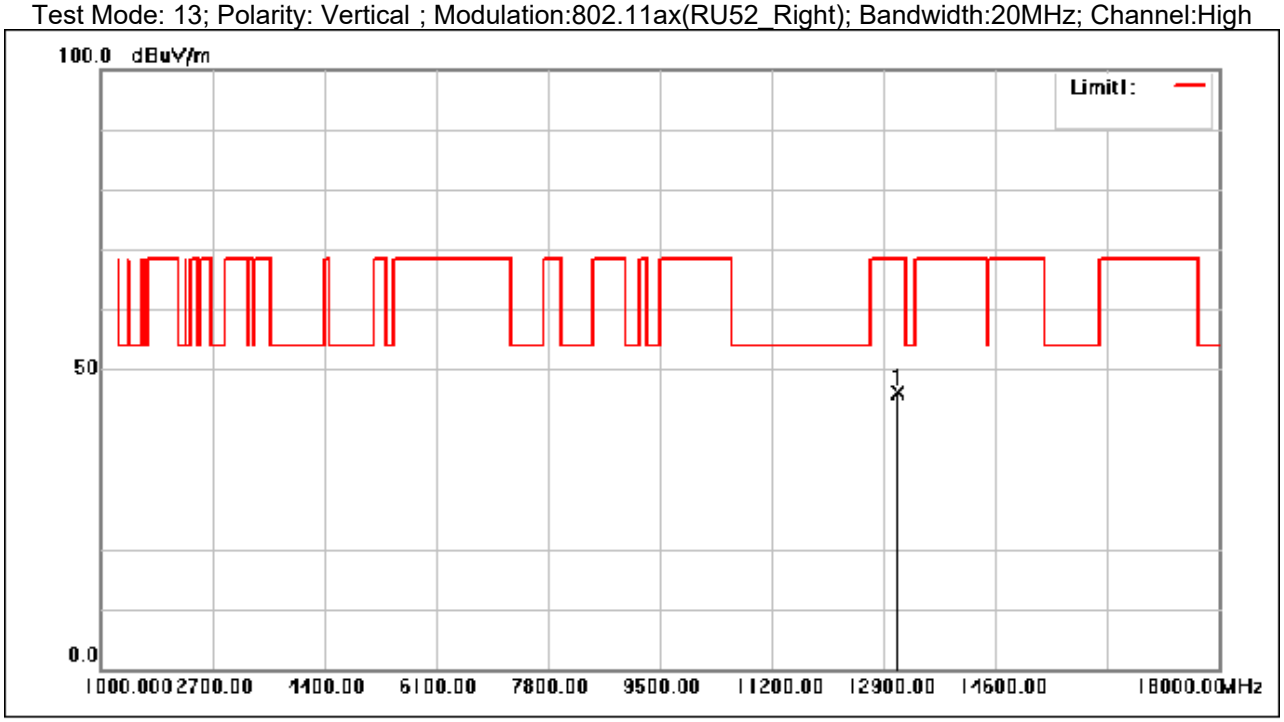

No.	Frequency (MHz)	Reading (dBuV)	Correction factor(dB/m)	Result (dBuV/m)	Limit (dBuV/m)	Margin (dB)	Remark
1	13118.130	42.59	3.47	46.06	68.30	-22.24	peak

Test Mode: 13; Polarity: Horizontal ; Modulation:802.11ax(RU106_Left); Bandwidth:20MHz; Channel:Low

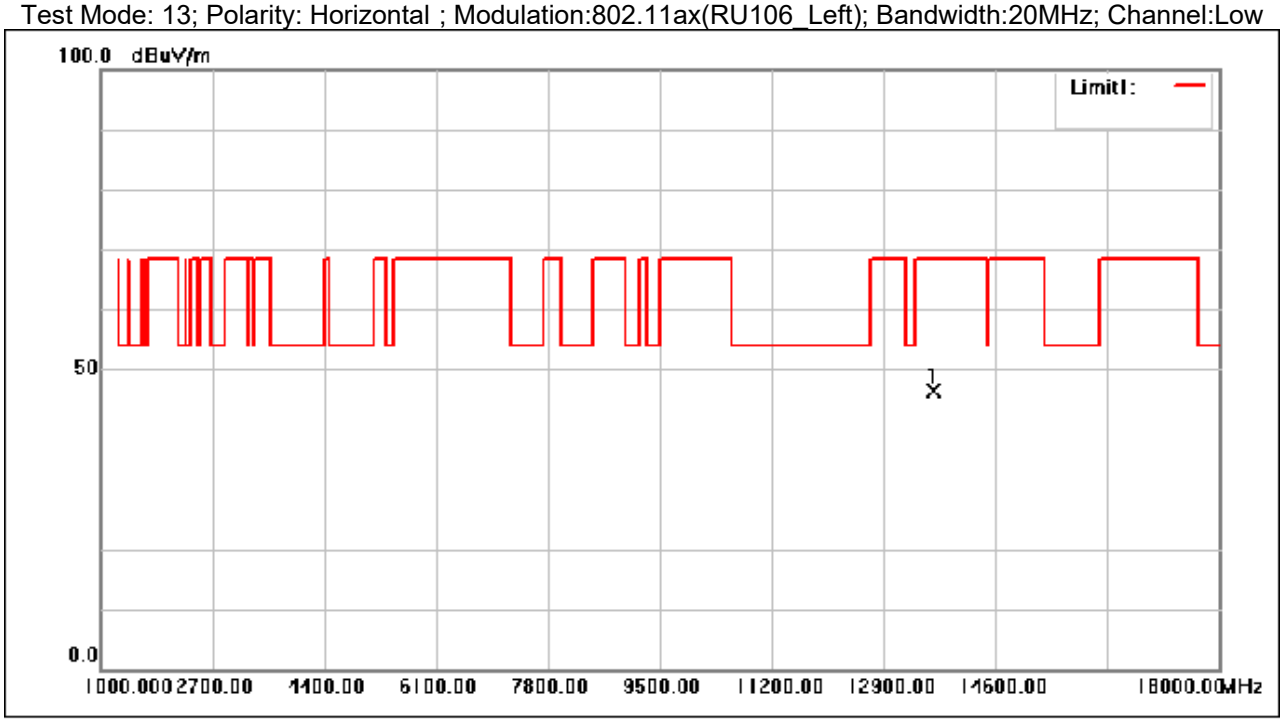

No.	Frequency (MHz)	Reading (dBuV)	Correction factor(dB/m)	Result (dBuV/m)	Limit (dBuV/m)	Margin (dB)	Remark
1	13667.250	43.44	2.97	46.41	68.30	-21.89	peak

Test Mode: 13; Polarity: Vertical ; Modulation:802.11ax(RU106_Left); Bandwidth:20MHz; Channel:Low

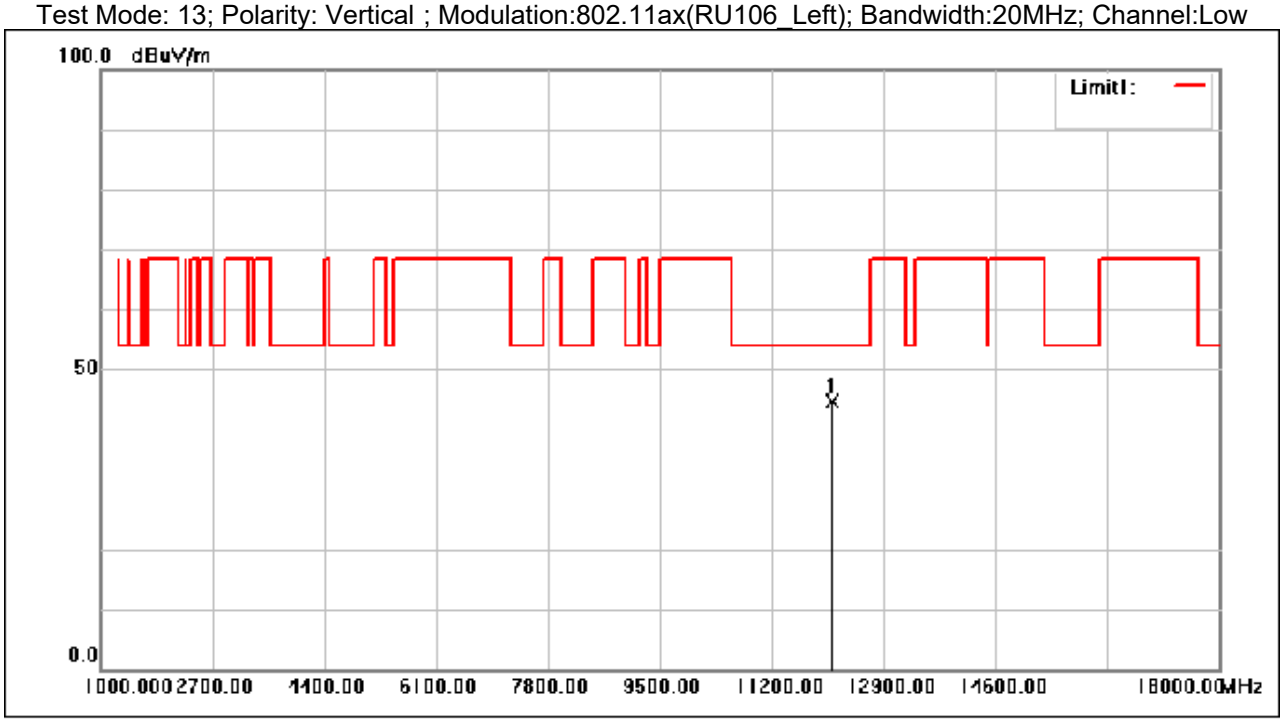

No.	Frequency (MHz)	Reading (dBuV)	Correction factor(dB/m)	Result (dBuV/m)	Limit (dBuV/m)	Margin (dB)	Remark
1	12127.550	42.26	2.47	44.73	54.00	-9.27	peak

Test Mode: 13; Polarity: Horizontal ; Modulation:802.11ax(RU106_Right); Bandwidth:20MHz; Channel:High

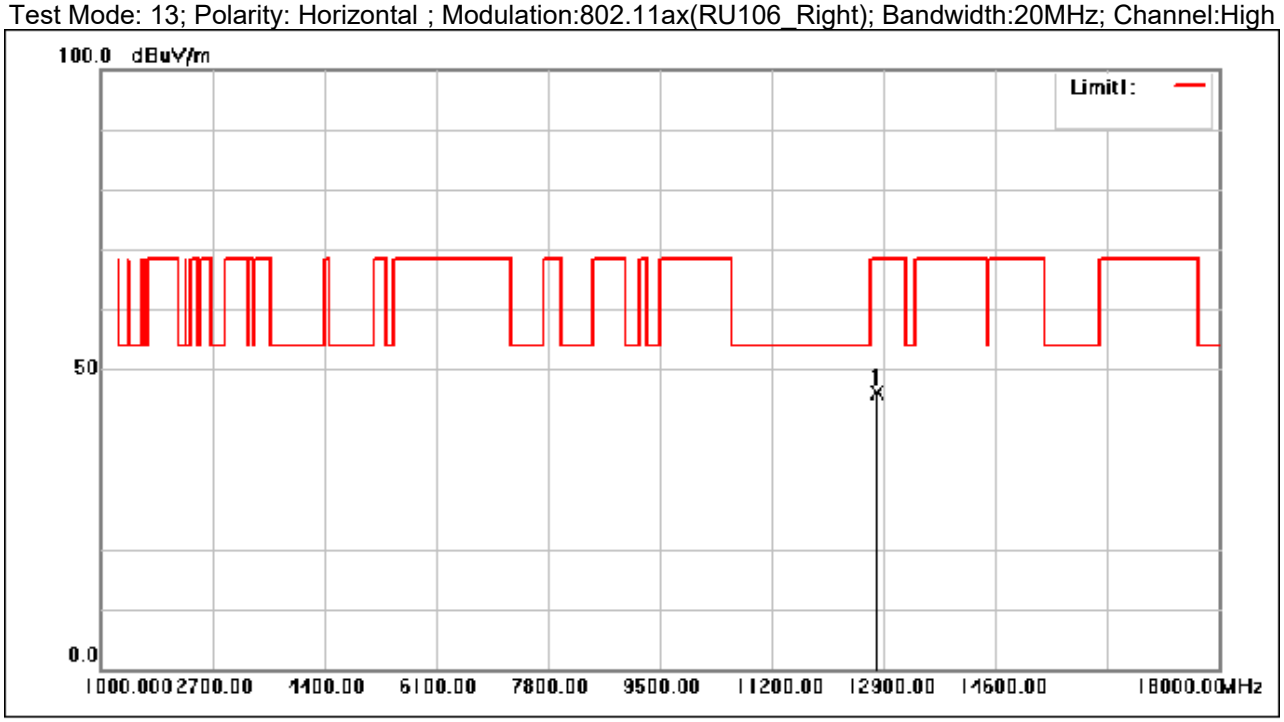

No.	Frequency (MHz)	Reading (dBuV)	Correction factor(dB/m)	Result (dBuV/m)	Limit (dBuV/m)	Margin (dB)	Remark
1	12799.370	43.05	3.08	46.13	68.30	-22.17	peak

Test Mode: 13; Polarity: Vertical ; Modulation:802.11ax(RU106_Right); Bandwidth:20MHz; Channel:High

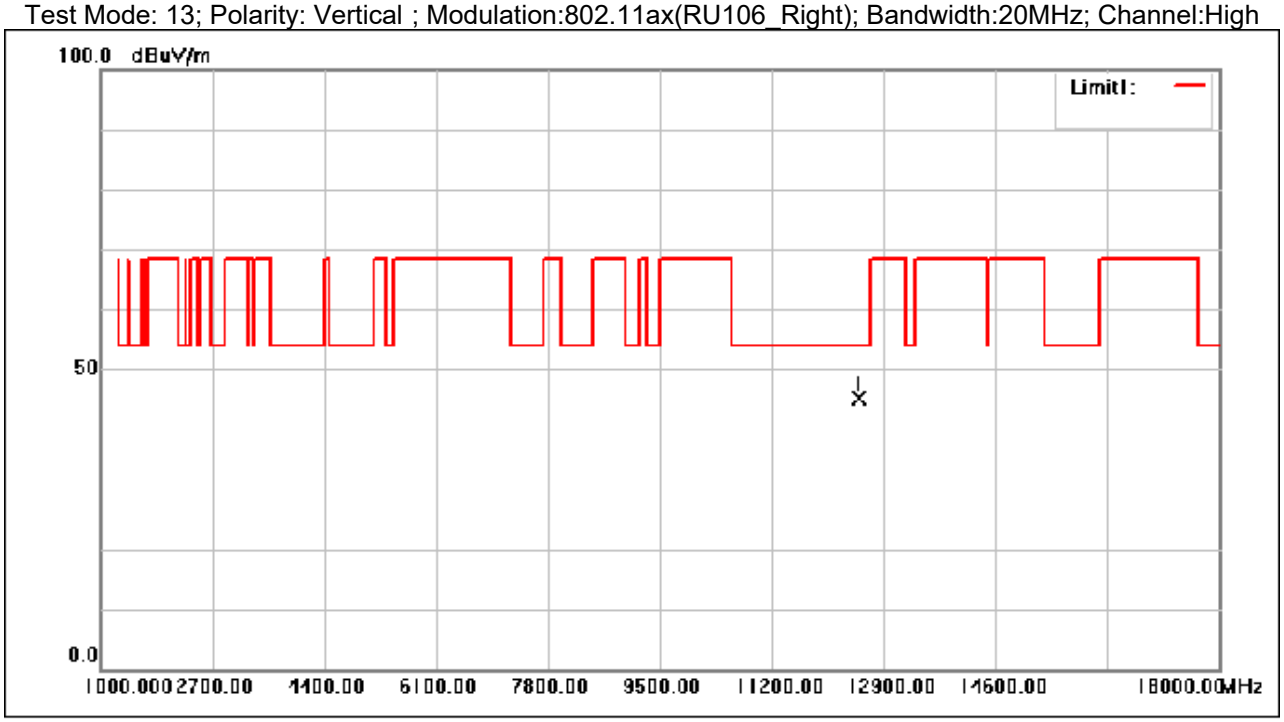

No.	Frequency (MHz)	Reading (dBuV)	Correction factor(dB/m)	Result (dBuV/m)	Limit (dBuV/m)	Margin (dB)	Remark
1	12528.710	43.09	2.16	45.25	54.00	-8.75	peak

Test Mode: 14; Polarity: Horizontal; Modulation:802.11a; Bandwidth:20MHz; Channel:Low

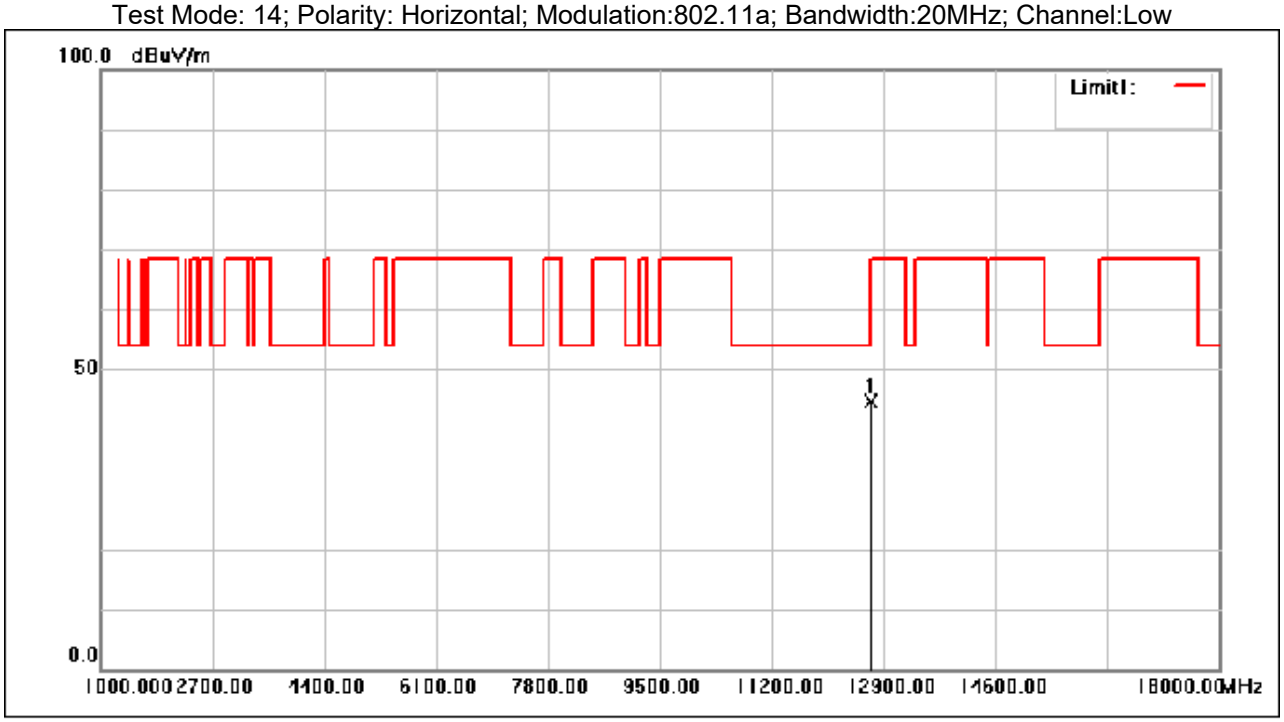

No.	Frequency (MHz)	Reading (dBuV)	Correction factor(dB/m)	Result (dBuV/m)	Limit (dBuV/m)	Margin (dB)	Remark
1	12717.260	41.77	2.79	44.56	68.30	-23.74	peak

Test Mode: 14; Polarity: Vertical; Modulation:802.11a; Bandwidth:20MHz; Channel:Low

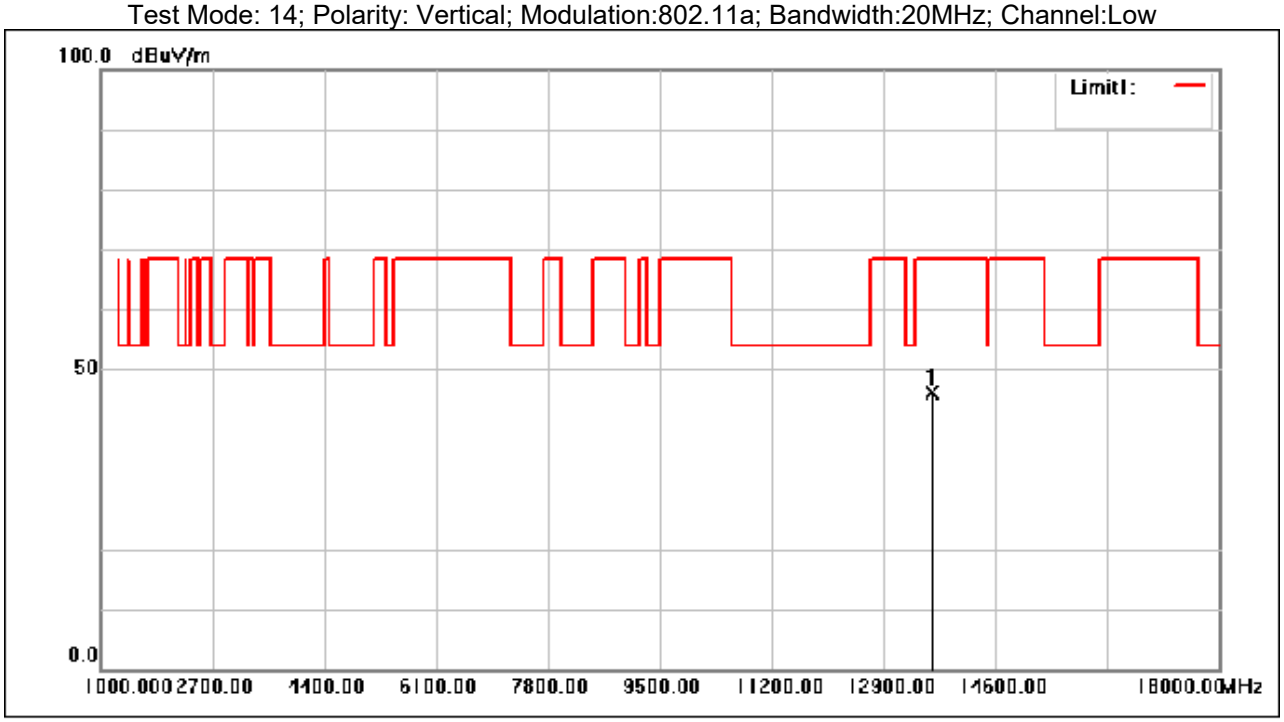

No.	Frequency (MHz)	Reading (dBuV)	Correction factor(dB/m)	Result (dBuV/m)	Limit (dBuV/m)	Margin (dB)	Remark
1	13643.730	43.29	2.90	46.19	68.30	-22.11	peak

Test Mode: 14; Polarity: Horizontal; Modulation:802.11a; Bandwidth:20MHz; Channel:middle

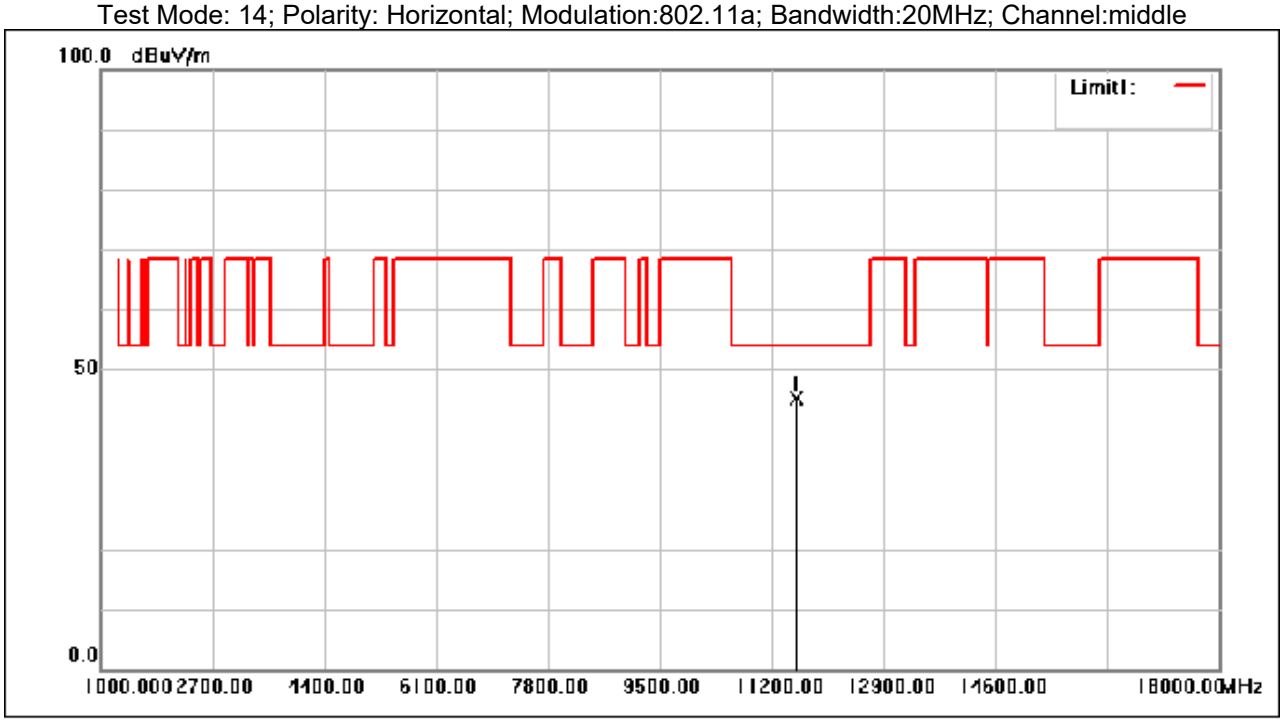

No.	Frequency (MHz)	Reading (dBuV)	Correction factor(dB/m)	Result (dBuV/m)	Limit (dBuV/m)	Margin (dB)	Remark
1	11568.280	43.90	1.17	45.07	54.00	-8.93	peak

Test Mode: 14; Polarity: Vertical; Modulation:802.11a; Bandwidth:20MHz; Channel:middle

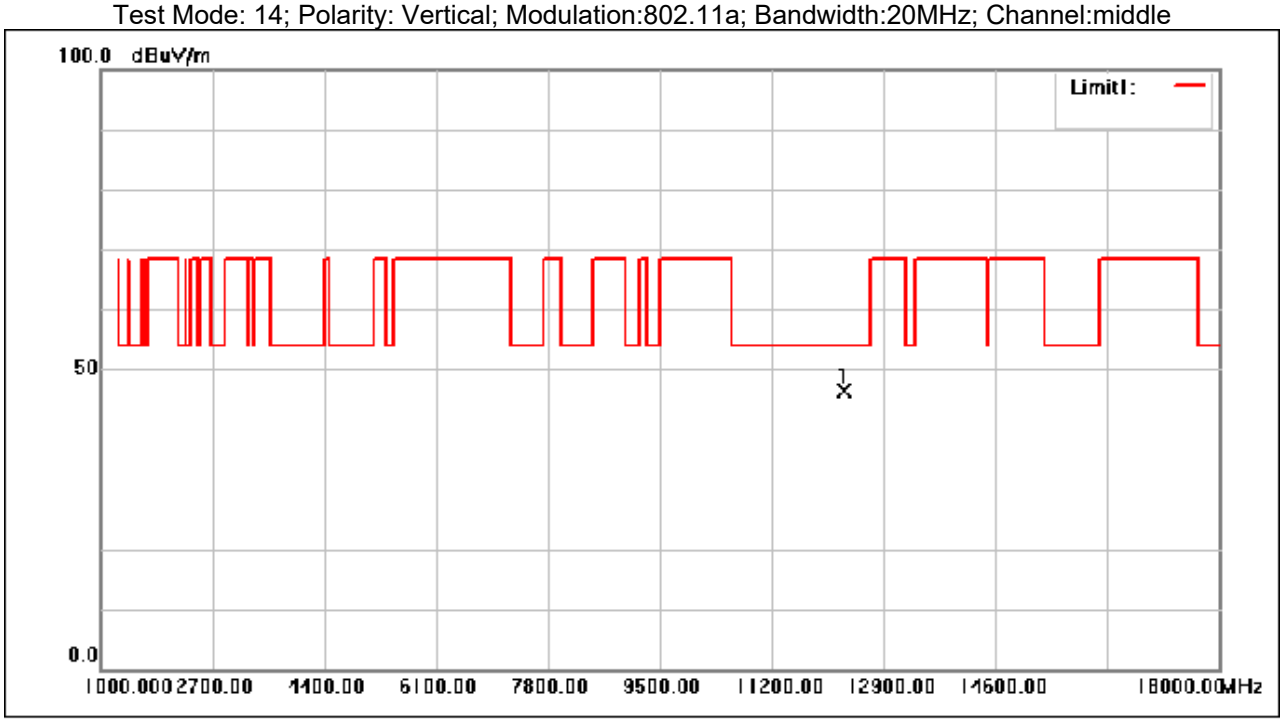

No.	Frequency (MHz)	Reading (dBuV)	Correction factor(dB/m)	Result (dBuV/m)	Limit (dBuV/m)	Margin (dB)	Remark
1	12308.280	44.09	2.27	46.36	54.00	-7.64	peak

Test Mode: 14; Polarity: Horizontal; Modulation:802.11a; Bandwidth:20MHz; Channel:High

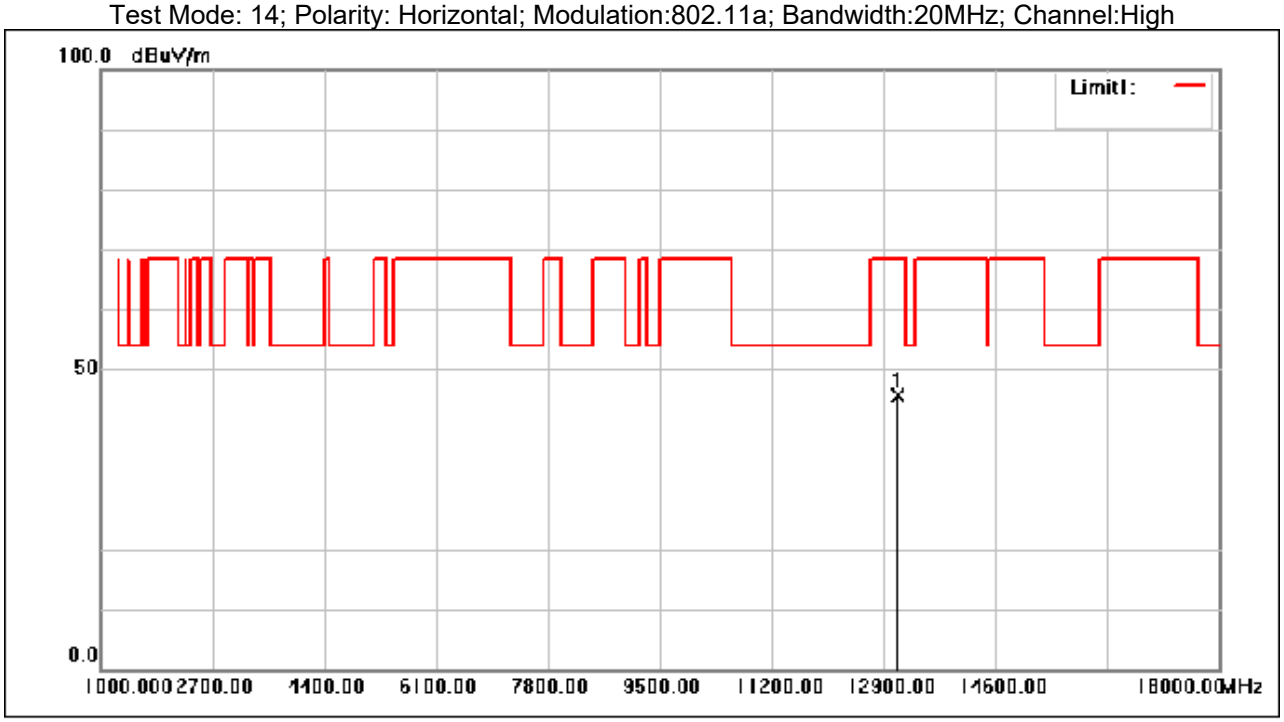

No.	Frequency (MHz)	Reading (dBuV)	Correction factor(dB/m)	Result (dBuV/m)	Limit (dBuV/m)	Margin (dB)	Remark
1	13115.710	42.28	3.47	45.75	68.30	-22.55	peak

Test Mode: 14; Polarity: Vertical; Modulation:802.11a; Bandwidth:20MHz; Channel:High

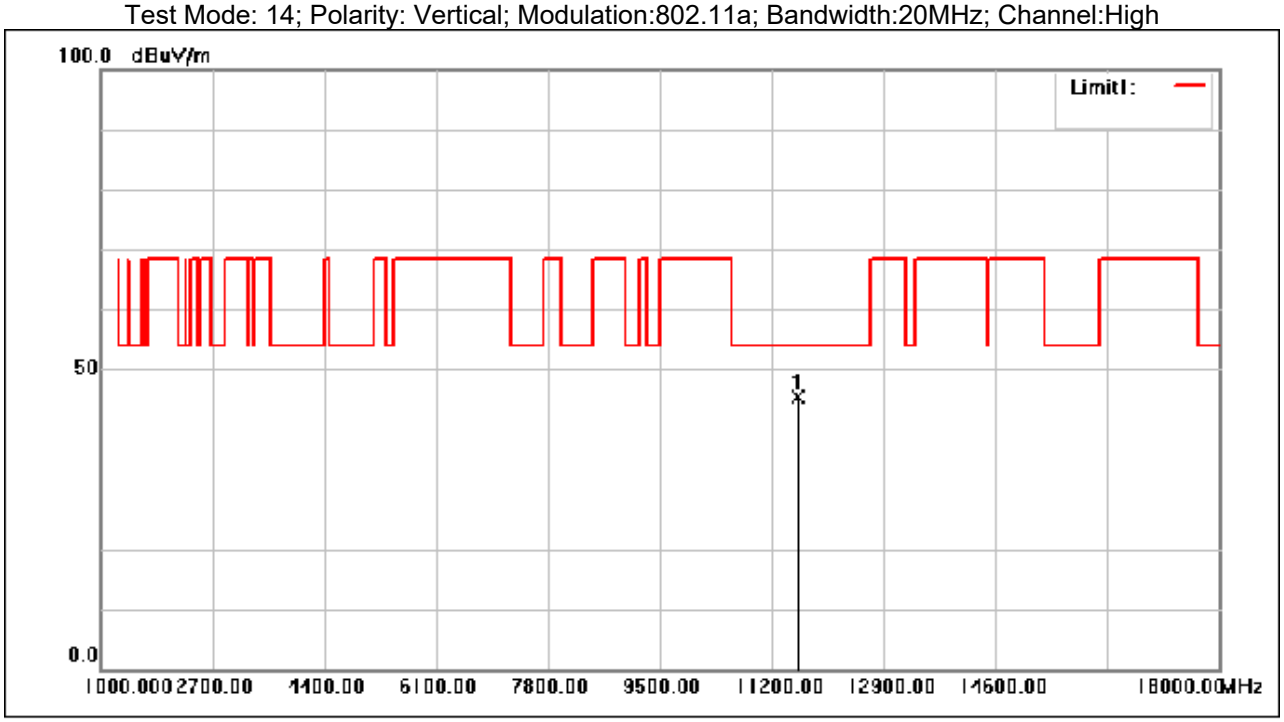

No.	Frequency (MHz)	Reading (dBuV)	Correction factor(dB/m)	Result (dBuV/m)	Limit (dBuV/m)	Margin (dB)	Remark
1	11607.270	43.98	1.30	45.28	54.00	-8.72	peak

Test Mode: 14; Polarity: Horizontal; Modulation:802.11ax(Full RU); Bandwidth:20MHz; Channel:Low

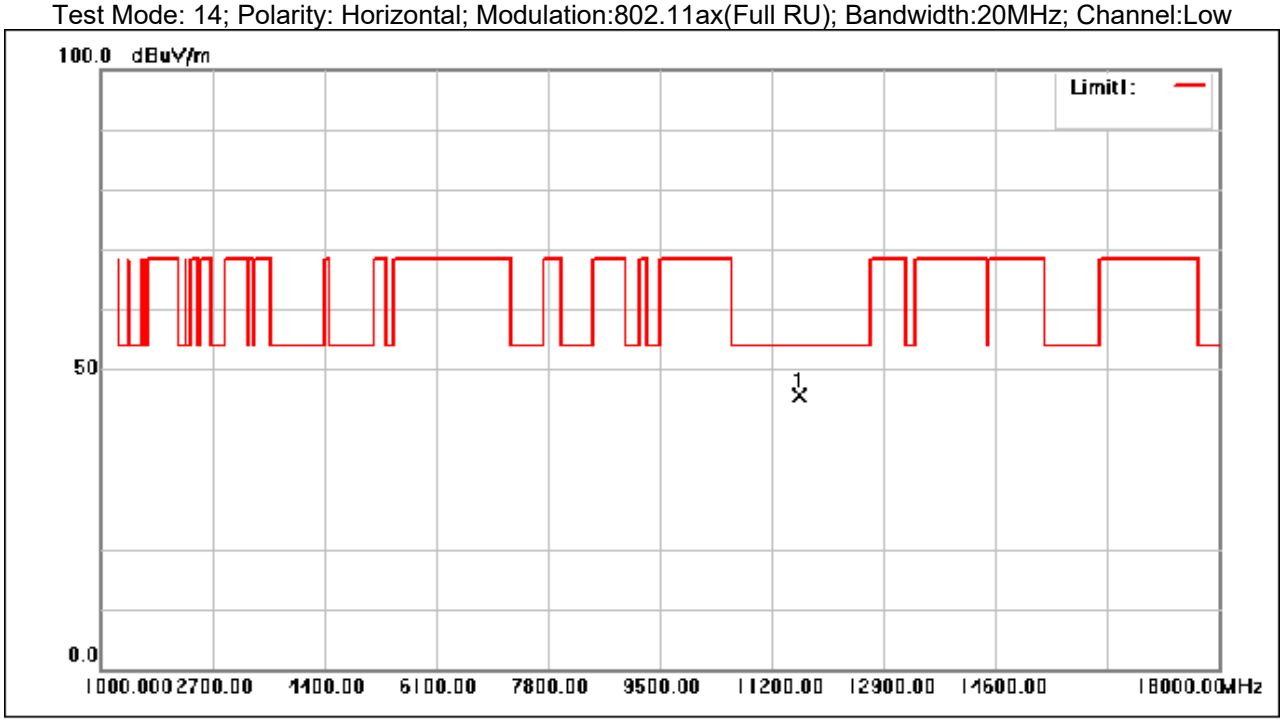

No.	Frequency (MHz)	Reading (dBuV)	Correction factor(dB/m)	Result (dBuV/m)	Limit (dBuV/m)	Margin (dB)	Remark
1	11609.080	44.22	1.31	45.53	54.00	-8.47	peak

Test Mode: 14; Polarity: Vertical; Modulation:802.11ax(Full RU); Bandwidth:20MHz; Channel:Low

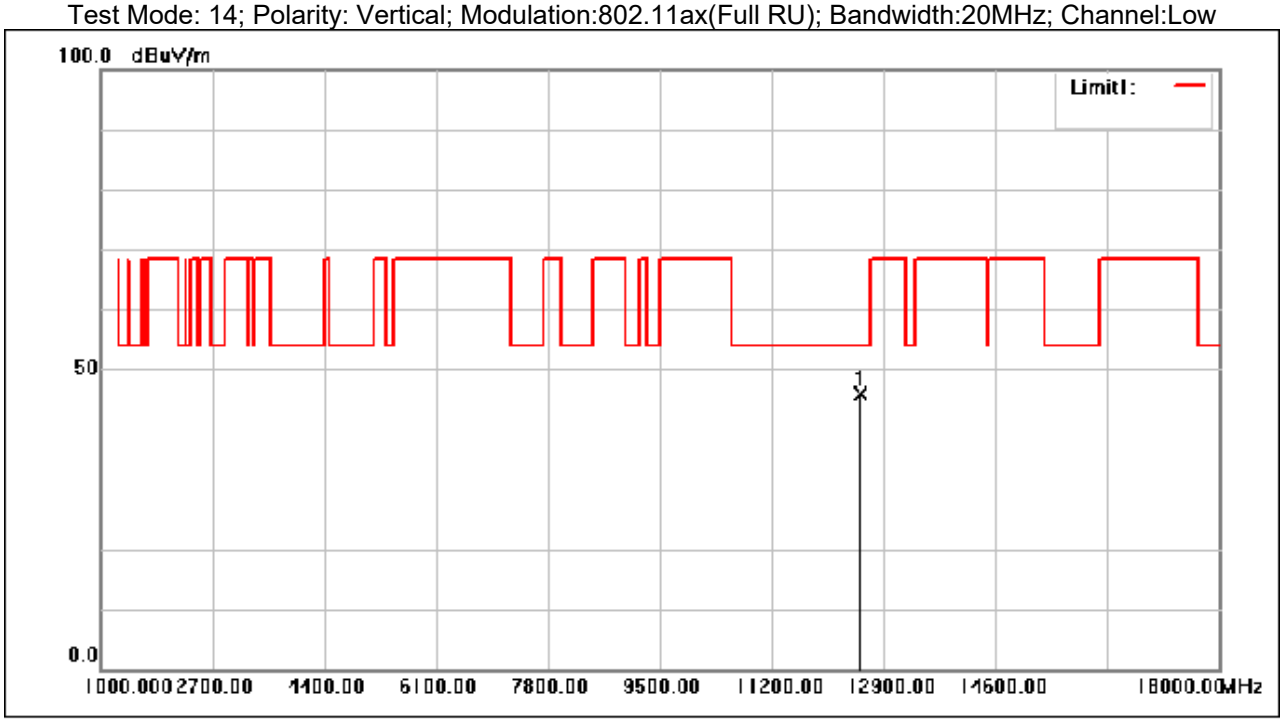

No.	Frequency (MHz)	Reading (dBuV)	Correction factor(dB/m)	Result (dBuV/m)	Limit (dBuV/m)	Margin (dB)	Remark
1	12552.180	43.58	2.24	45.82	54.00	-8.18	peak

Test Mode: 14; Polarity: Horizontal; Modulation:802.11ax(Full RU); Bandwidth:20MHz; Channel:middle

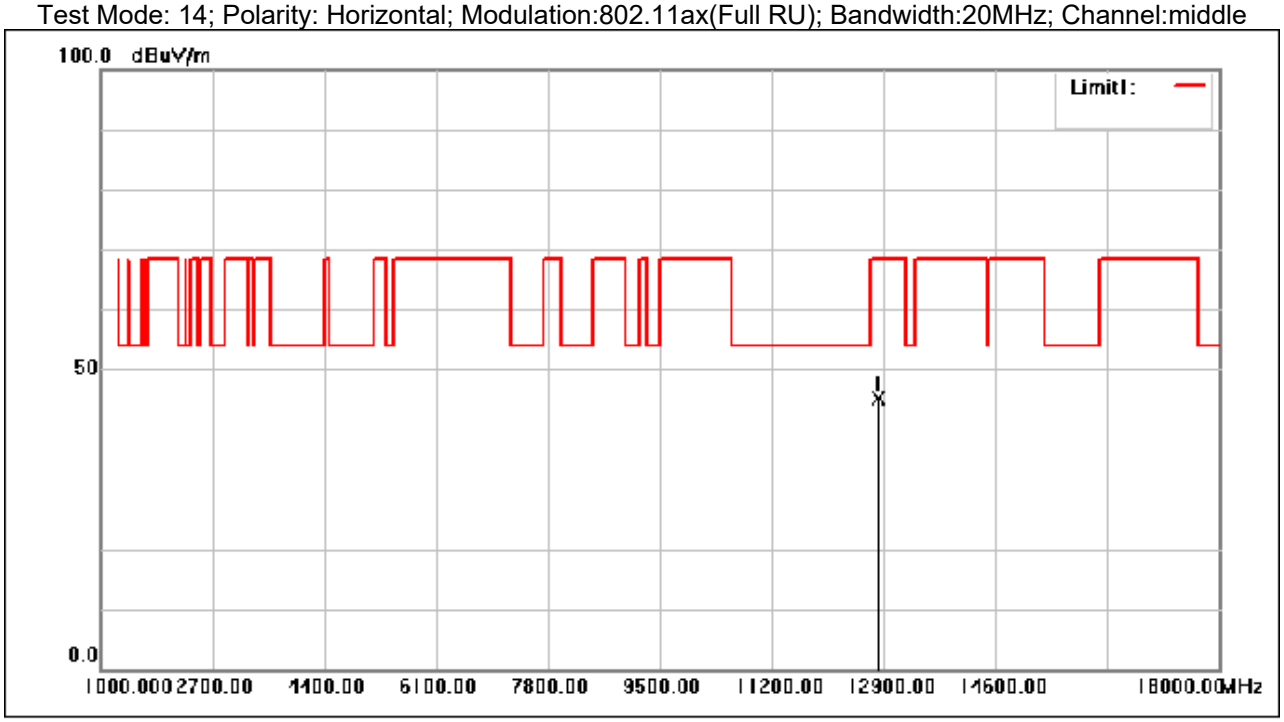

No.	Frequency (MHz)	Reading (dBuV)	Correction factor(dB/m)	Result (dBuV/m)	Limit (dBuV/m)	Margin (dB)	Remark
1	12814.260	42.10	3.12	45.22	68.30	-23.08	peak

Test Mode: 14; Polarity: Vertical; Modulation:802.11ax(Full RU); Bandwidth:20MHz; Channel:middle

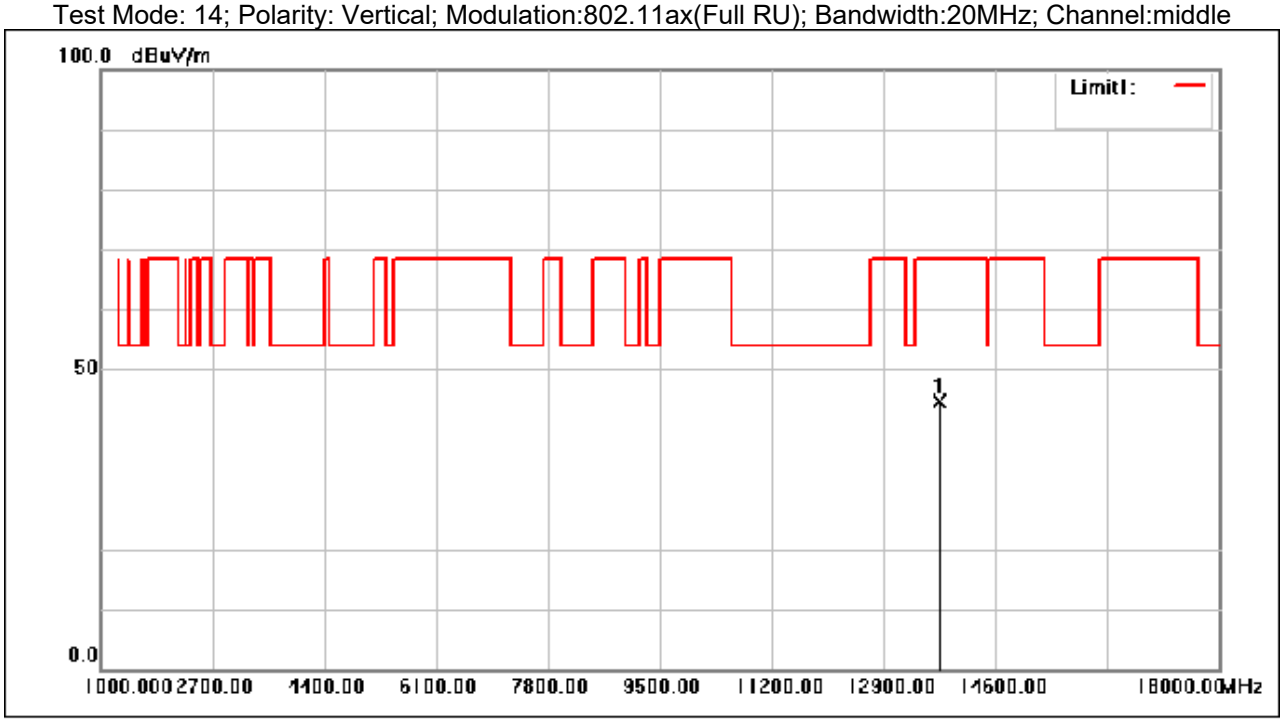

No.	Frequency (MHz)	Reading (dBuV)	Correction factor(dB/m)	Result (dBuV/m)	Limit (dBuV/m)	Margin (dB)	Remark
1	13757.350	41.31	3.22	44.53	68.30	-23.77	peak

Test Mode: 14; Polarity: Horizontal; Modulation:802.11ax(Full RU); Bandwidth:20MHz; Channel:High

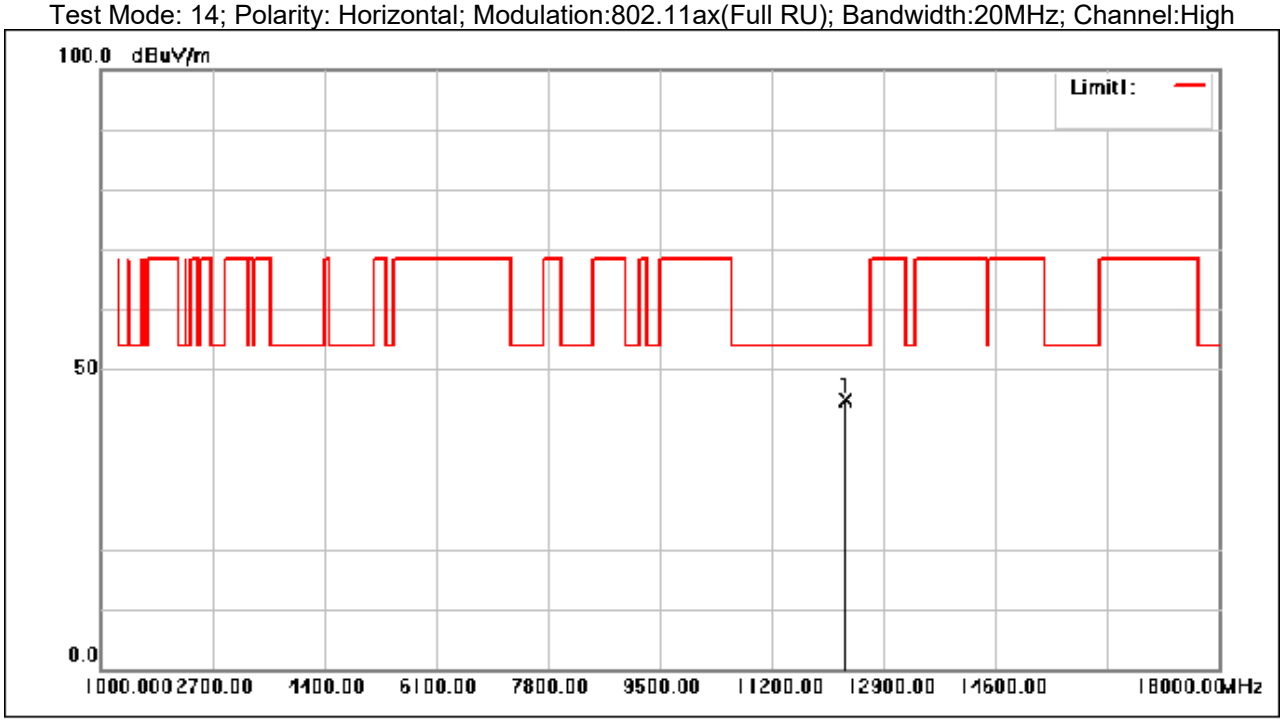

No.	Frequency (MHz)	Reading (dBuV)	Correction factor(dB/m)	Result (dBuV/m)	Limit (dBuV/m)	Margin (dB)	Remark
1	12330.070	42.72	2.25	44.97	54.00	-9.03	peak

Test Mode: 14; Polarity: Vertical; Modulation:802.11ax(Full RU); Bandwidth:20MHz; Channel:High

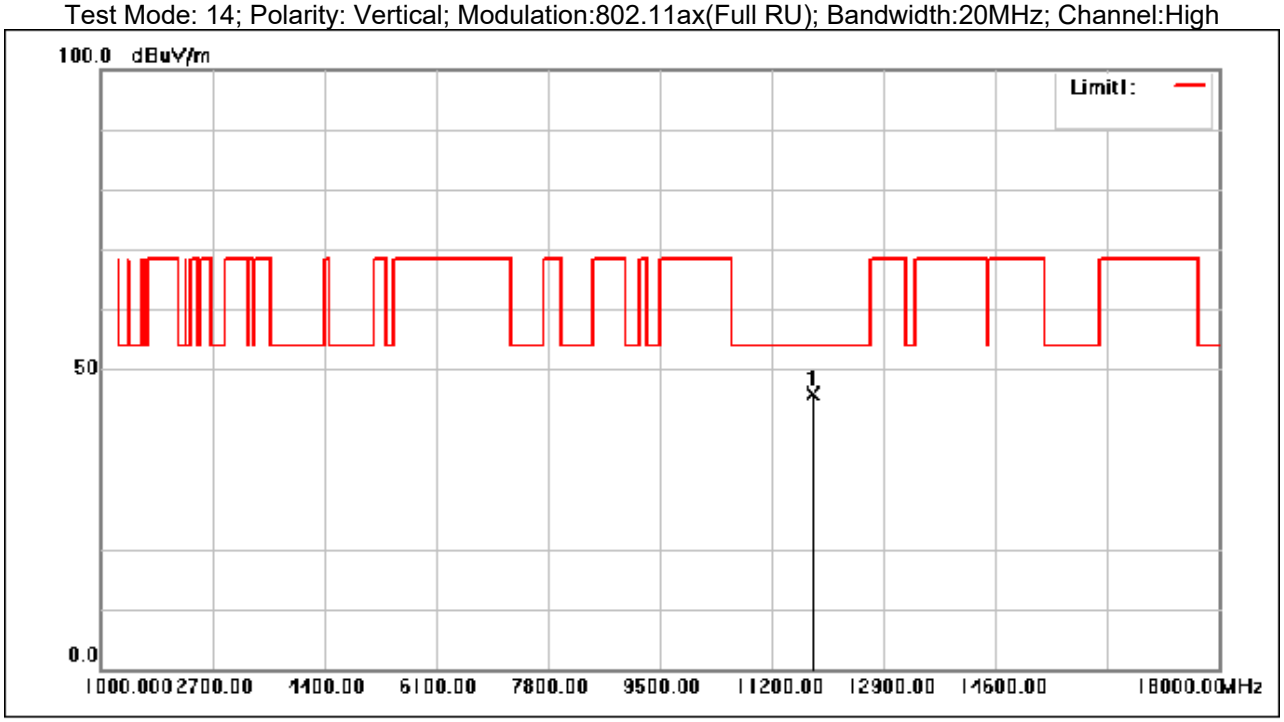

No.	Frequency (MHz)	Reading (dBuV)	Correction factor(dB/m)	Result (dBuV/m)	Limit (dBuV/m)	Margin (dB)	Remark
1	11833.550	43.73	2.06	45.79	54.00	-8.21	peak

Test Mode: 14; Polarity: Horizontal ; Modulation:802.11ax(RU26_Left); Bandwidth:20MHz; Channel:Low

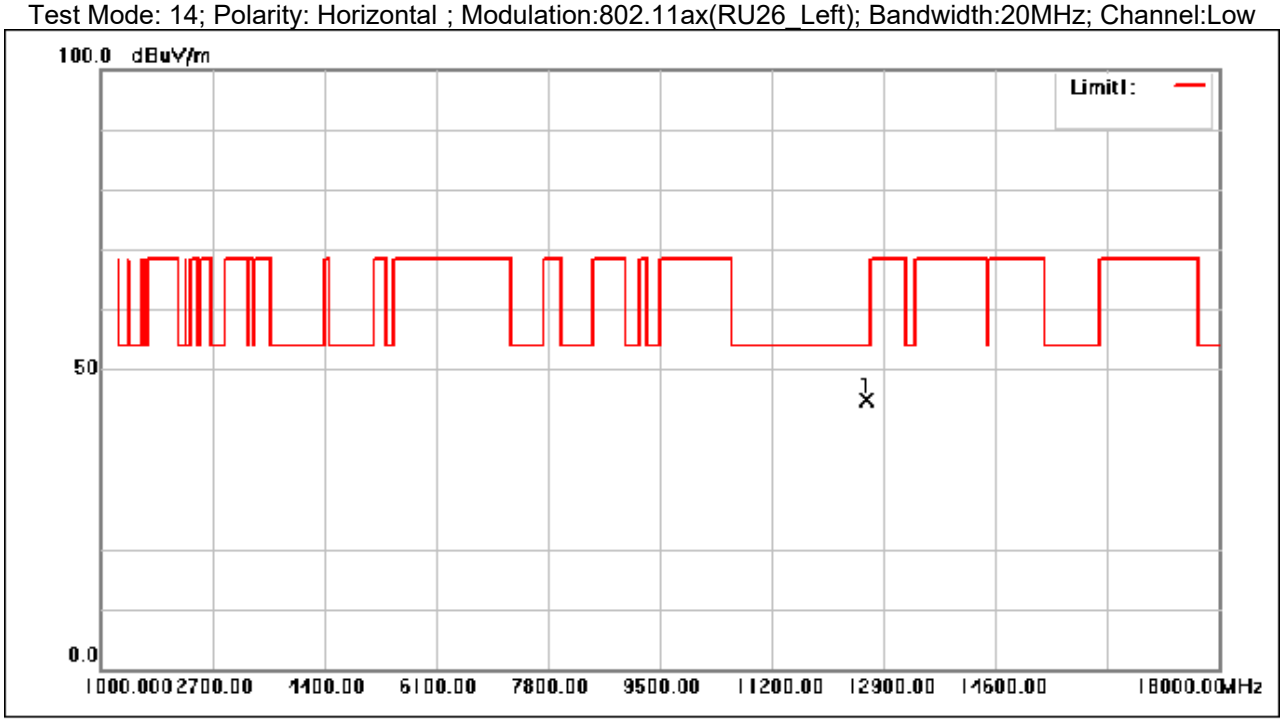

No.	Frequency (MHz)	Reading (dBuV)	Correction factor(dB/m)	Result (dBuV/m)	Limit (dBuV/m)	Margin (dB)	Remark
1	12637.080	42.35	2.52	44.87	54.00	-9.13	peak

Test Mode: 14; Polarity: Vertical ; Modulation:802.11ax(RU26_Left); Bandwidth:20MHz; Channel:Low

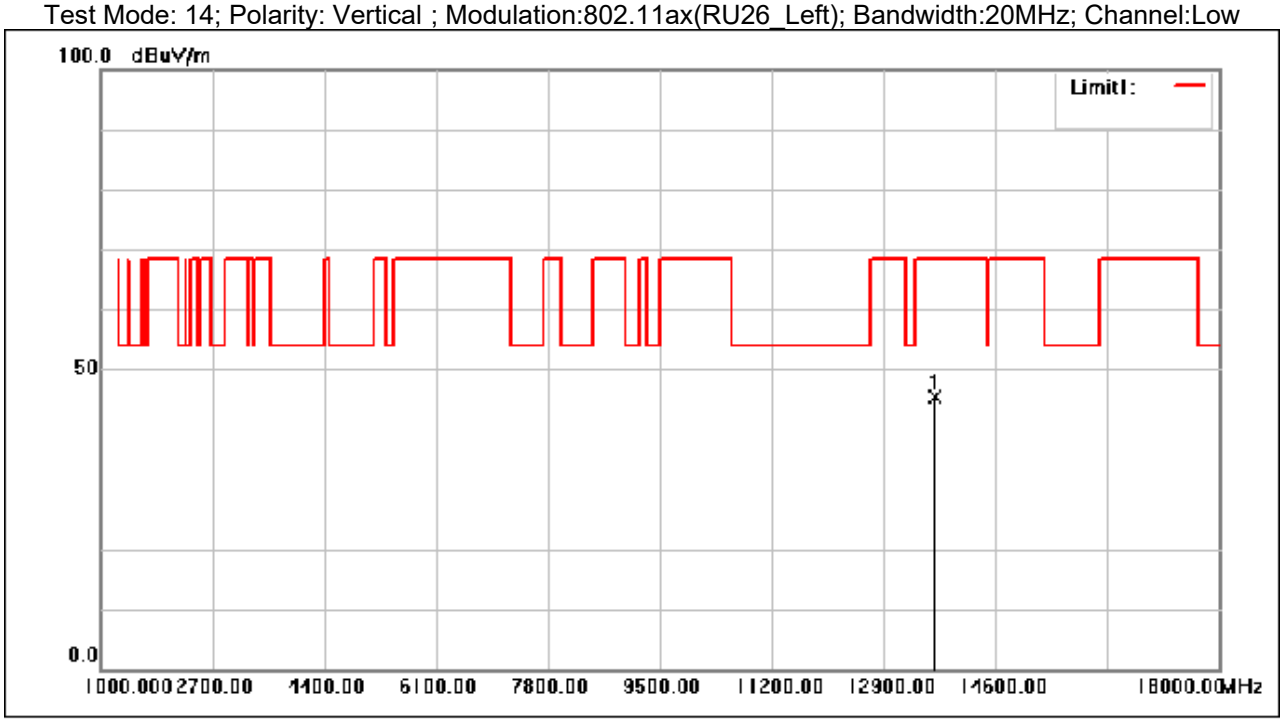

No.	Frequency (MHz)	Reading (dBuV)	Correction factor(dB/m)	Result (dBuV/m)	Limit (dBuV/m)	Margin (dB)	Remark
1	13679.690	42.41	3.00	45.41	68.30	-22.89	peak

Test Mode: 14; Polarity: Horizontal ; Modulation:802.11ax(RU26_Middle); Bandwidth:20MHz;
Channel:Middle

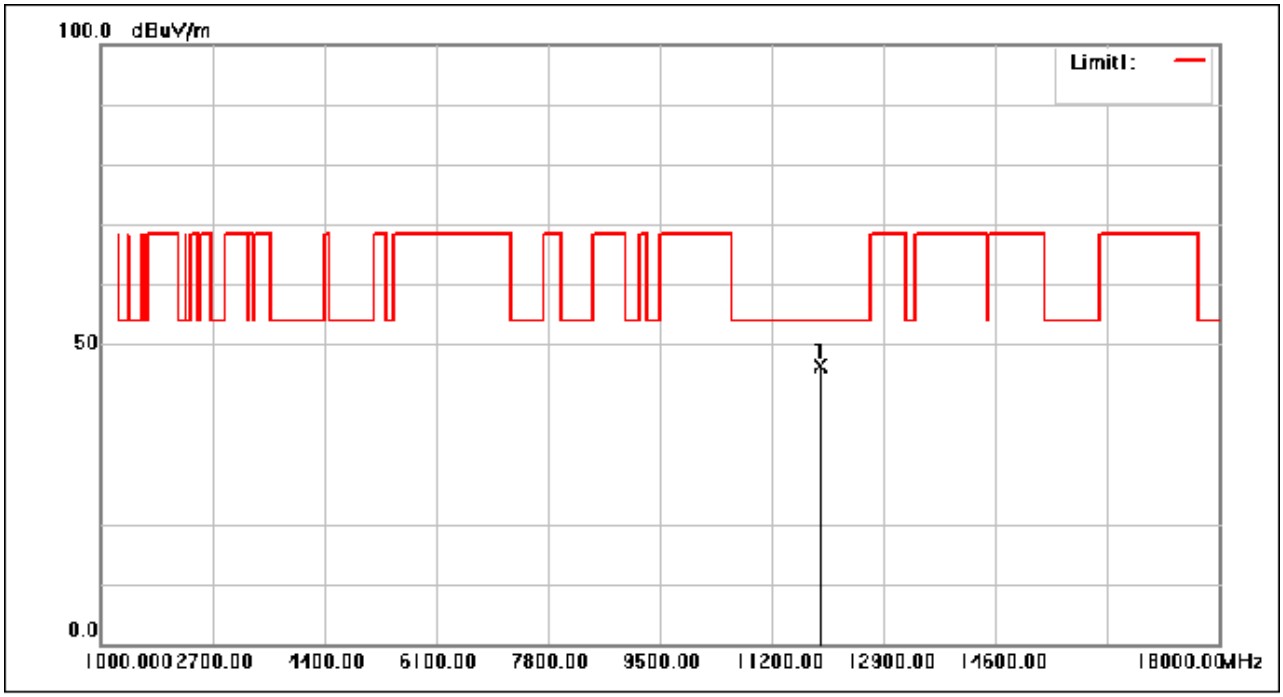

No.	Frequency (MHz)	Reading (dBuV)	Correction factor(dB/m)	Result (dBuV/m)	Limit (dBuV/m)	Margin (dB)	Remark
1	11932.520	43.92	2.39	46.31	54.00	-7.69	peak

Test Mode: 14; Polarity: Vertical ; Modulation:802.11ax(RU26_Middle); Bandwidth:20MHz; Channel:Middle

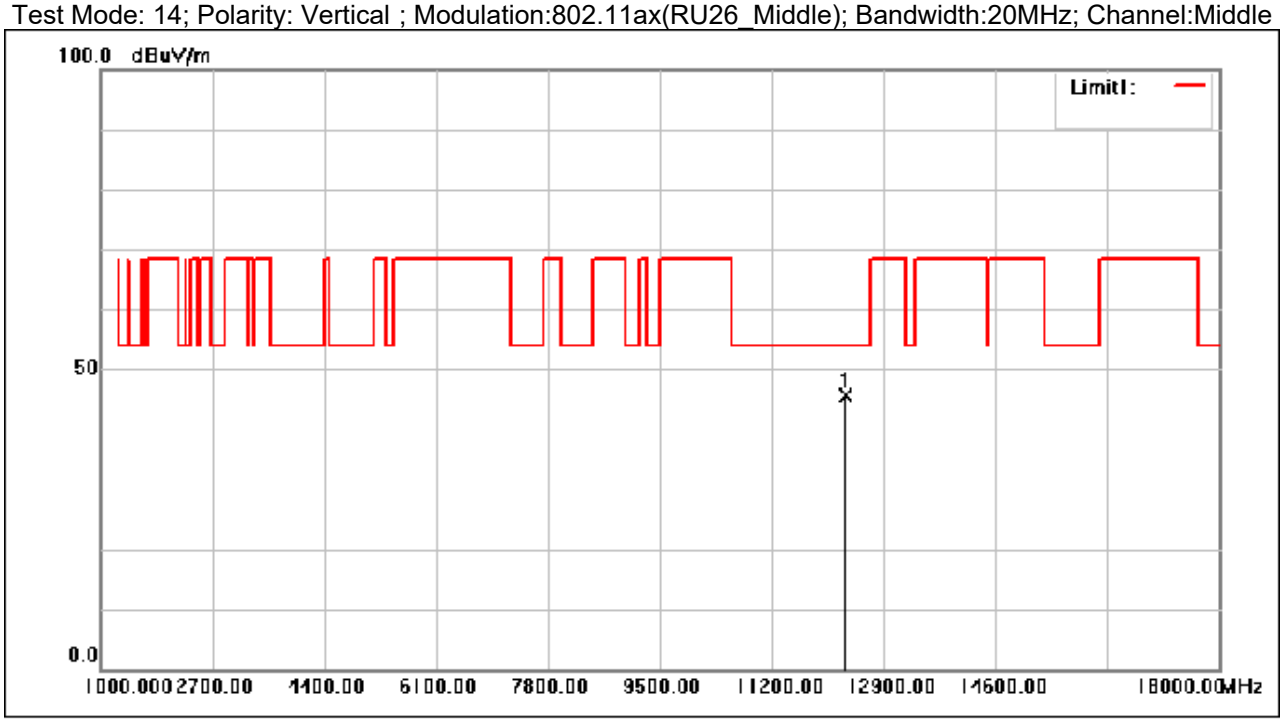

No.	Frequency (MHz)	Reading (dBuV)	Correction factor(dB/m)	Result (dBuV/m)	Limit (dBuV/m)	Margin (dB)	Remark
1	12328.610	43.31	2.25	45.56	54.00	-8.44	peak

Test Mode: 14; Polarity: Horizontal ; Modulation:802.11ax(RU26_Right); Bandwidth:20MHz; Channel:High

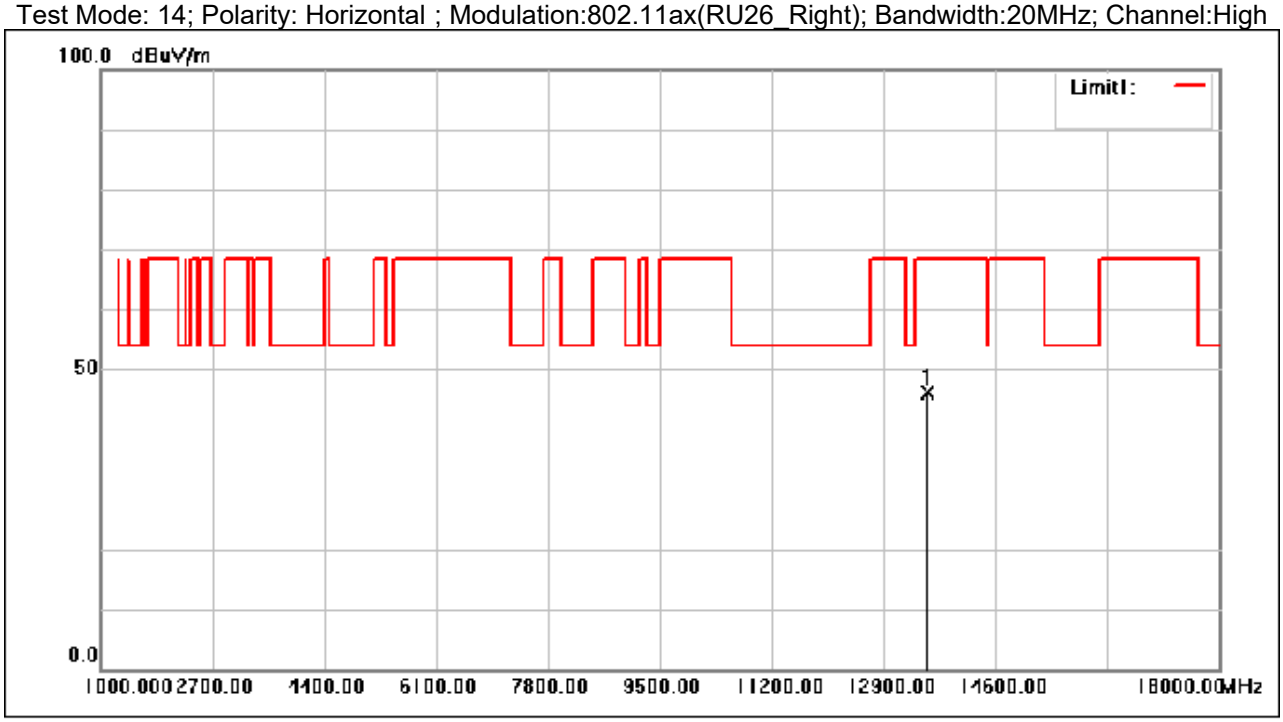

No.	Frequency (MHz)	Reading (dBuV)	Correction factor(dB/m)	Result (dBuV/m)	Limit (dBuV/m)	Margin (dB)	Remark
1	13559.790	43.48	2.68	46.16	68.30	-22.14	peak

Test Mode: 14; Polarity: Vertical ; Modulation:802.11ax(RU26_Right); Bandwidth:20MHz; Channel:High

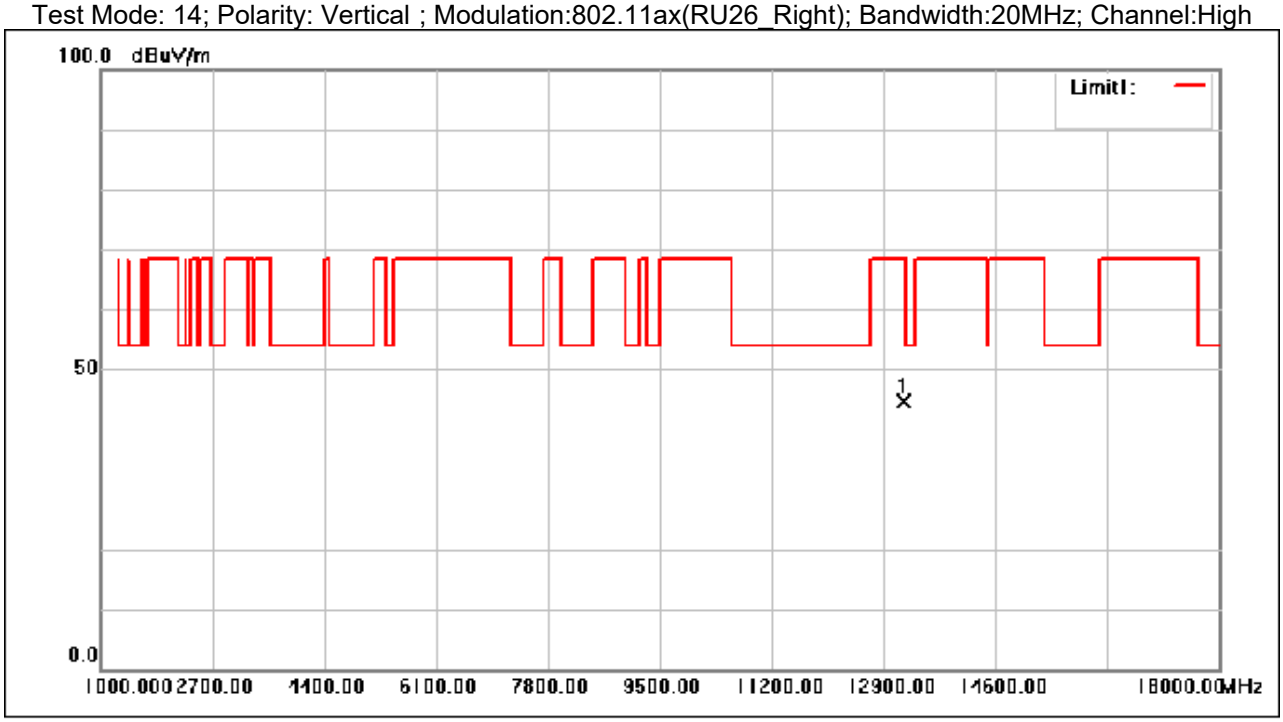

No.	Frequency (MHz)	Reading (dBuV)	Correction factor(dB/m)	Result (dBuV/m)	Limit (dBuV/m)	Margin (dB)	Remark
1	13201.260	41.37	3.25	44.62	68.30	-23.68	peak

Test Mode: 14; Polarity: Horizontal ; Modulation:802.11ax(RU52_Left); Bandwidth:20MHz; Channel:Low

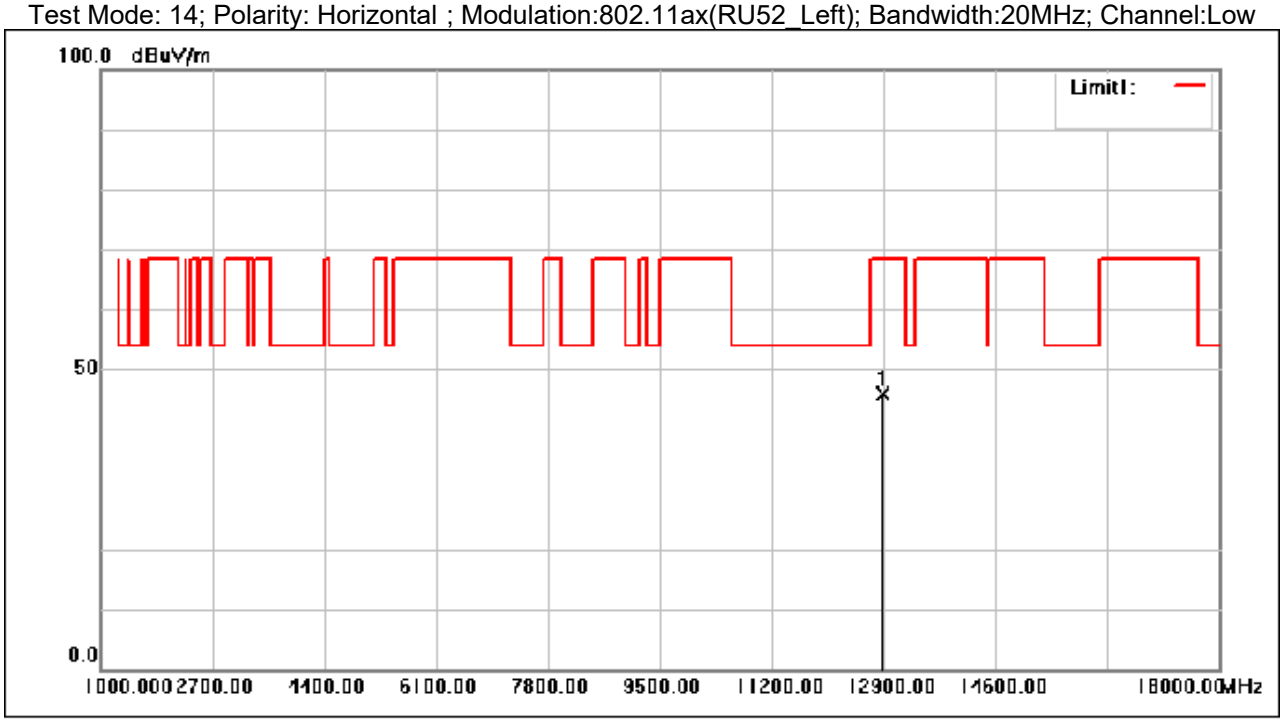

No.	Frequency (MHz)	Reading (dBuV)	Correction factor(dB/m)	Result (dBuV/m)	Limit (dBuV/m)	Margin (dB)	Remark
1	12889.810	42.41	3.38	45.79	68.30	-22.51	peak

Test Mode: 14; Polarity: Vertical ; Modulation:802.11ax(RU52_Left); Bandwidth:20MHz; Channel:Low

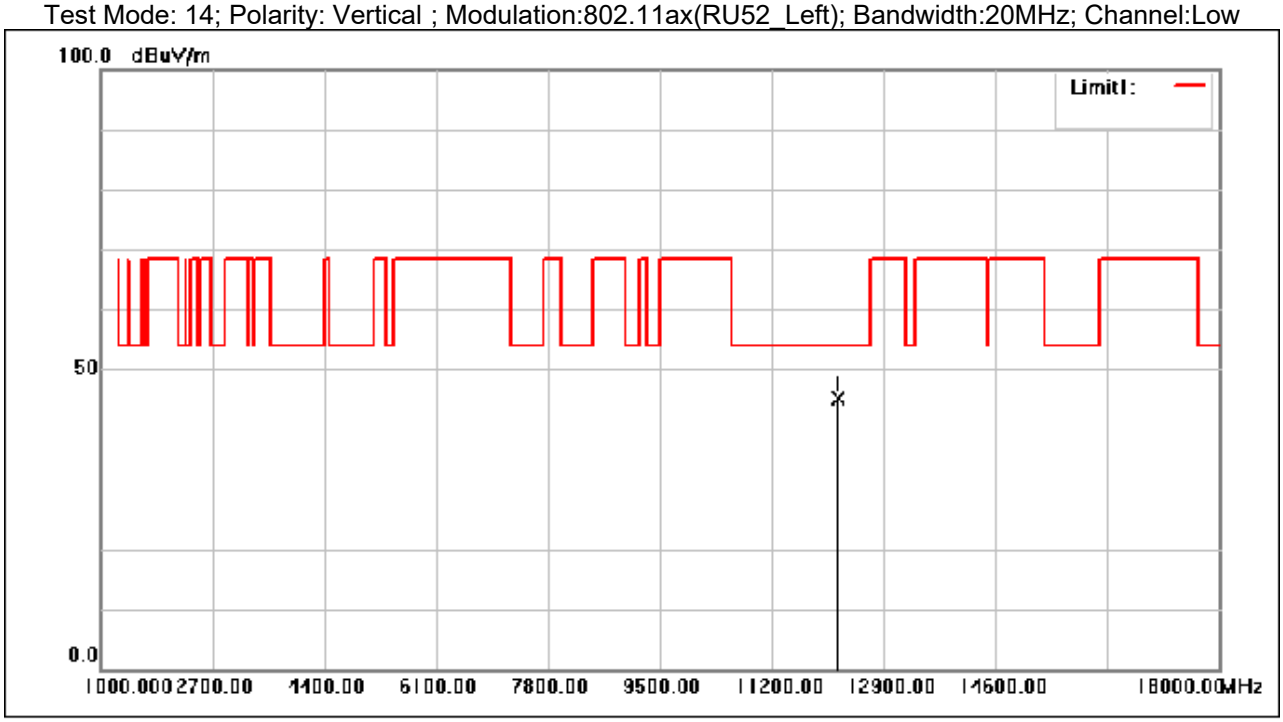

No.	Frequency (MHz)	Reading (dBuV)	Correction factor(dB/m)	Result (dBuV/m)	Limit (dBuV/m)	Margin (dB)	Remark
1	12215.450	42.75	2.38	45.13	54.00	-8.87	peak

Test Mode: 14; Polarity: Horizontal ; Modulation:802.11ax(RU52_Right); Bandwidth:20MHz; Channel:High

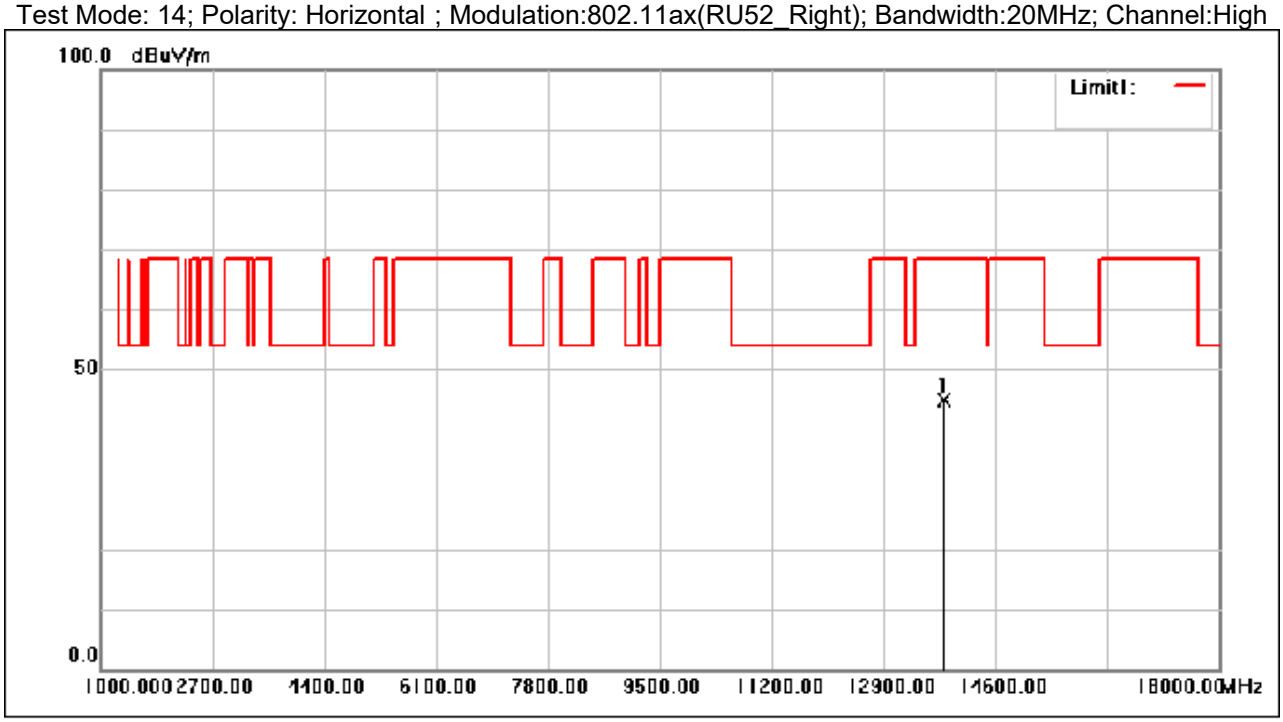

No.	Frequency (MHz)	Reading (dBuV)	Correction factor(dB/m)	Result (dBuV/m)	Limit (dBuV/m)	Margin (dB)	Remark
1	13825.130	41.56	3.41	44.97	68.30	-23.33	peak

Test Mode: 14; Polarity: Vertical ; Modulation:802.11ax(RU52_Right); Bandwidth:20MHz; Channel:High

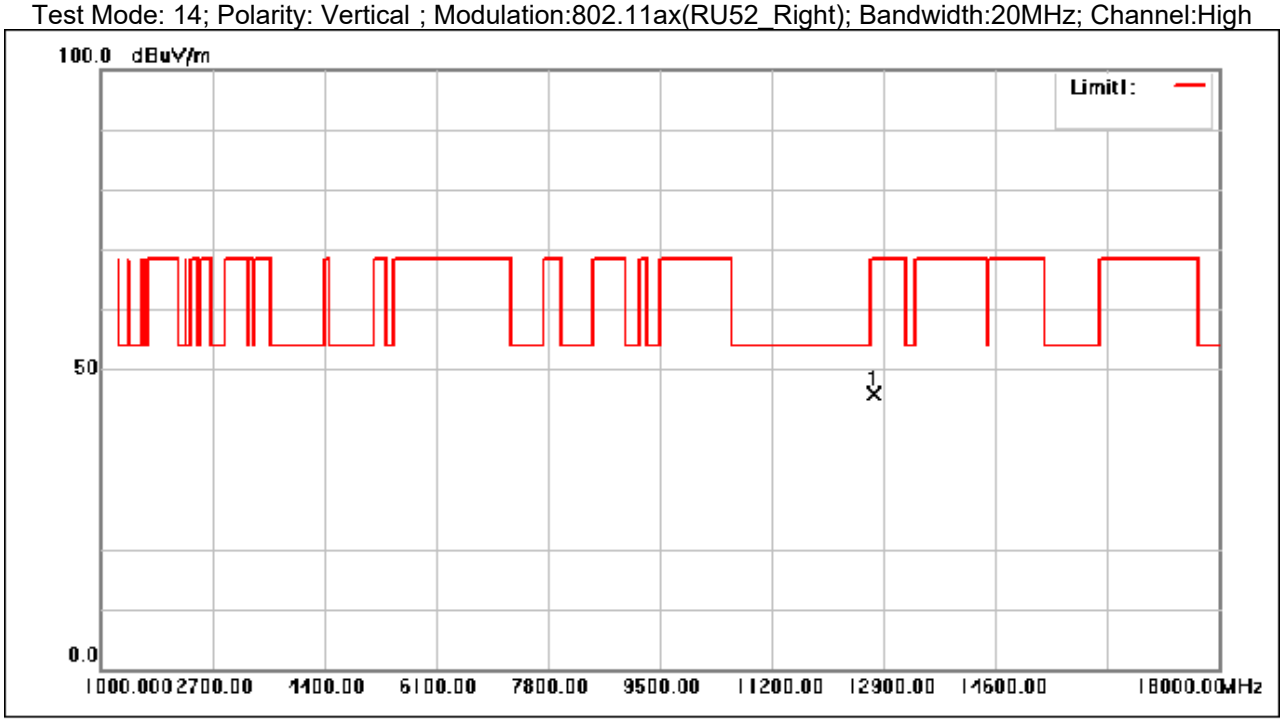

No.	Frequency (MHz)	Reading (dBuV)	Correction factor(dB/m)	Result (dBuV/m)	Limit (dBuV/m)	Margin (dB)	Remark
1	12745.520	42.89	2.89	45.78	68.30	-22.52	peak

Test Mode: 14; Polarity: Horizontal ; Modulation:802.11ax(RU106_Left); Bandwidth:20MHz; Channel:Low

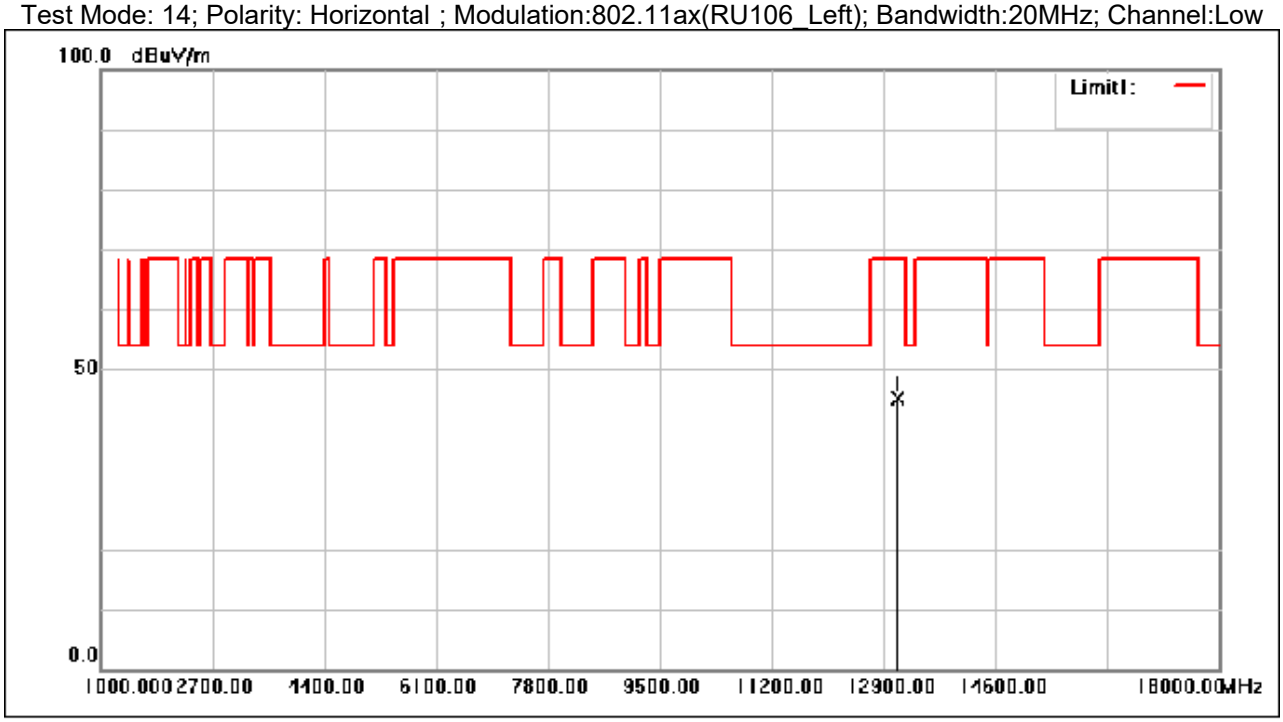

No.	Frequency (MHz)	Reading (dBuV)	Correction factor(dB/m)	Result (dBuV/m)	Limit (dBuV/m)	Margin (dB)	Remark
1	13122.560	41.61	3.45	45.06	68.30	-23.24	peak

Test Mode: 14; Polarity: Vertical ; Modulation:802.11ax(RU106_Left); Bandwidth:20MHz; Channel:Low

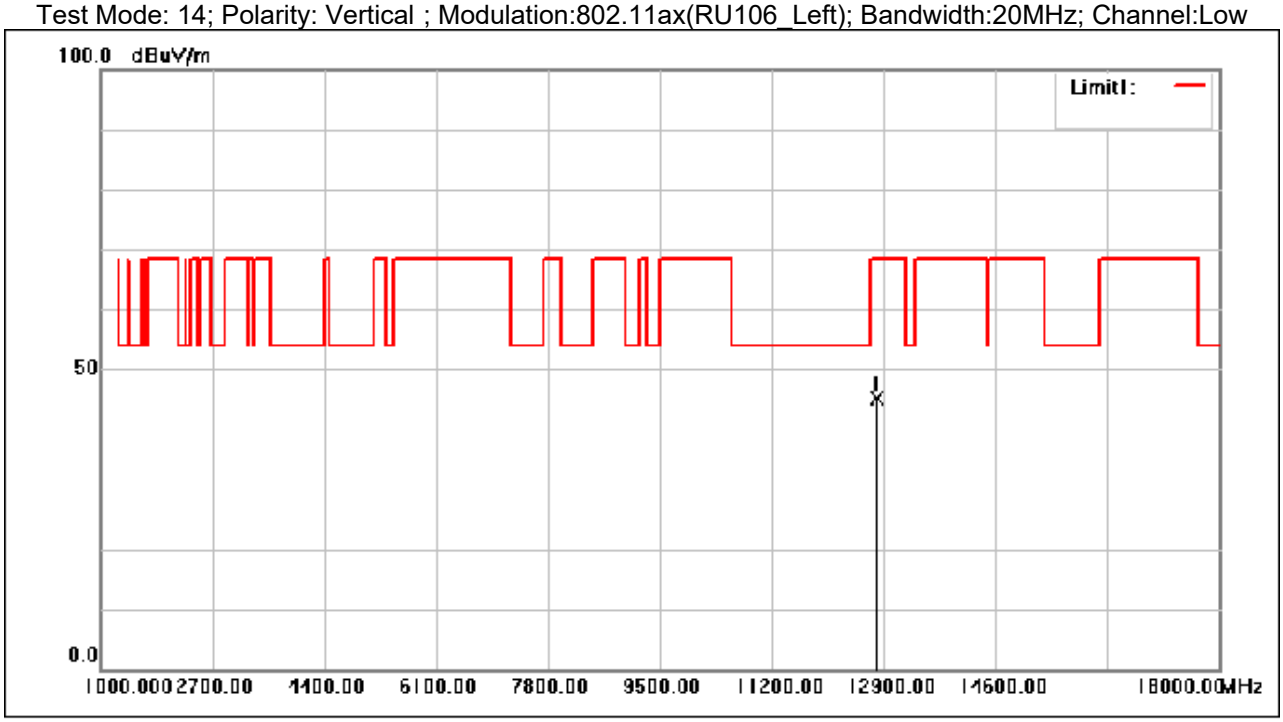

No.	Frequency (MHz)	Reading (dBuV)	Correction factor(dB/m)	Result (dBuV/m)	Limit (dBuV/m)	Margin (dB)	Remark
1	12797.390	41.97	3.07	45.04	68.30	-23.26	peak

Test Mode: 14; Polarity: Horizontal ; Modulation:802.11ax(RU106_Right); Bandwidth:20MHz; Channel:High

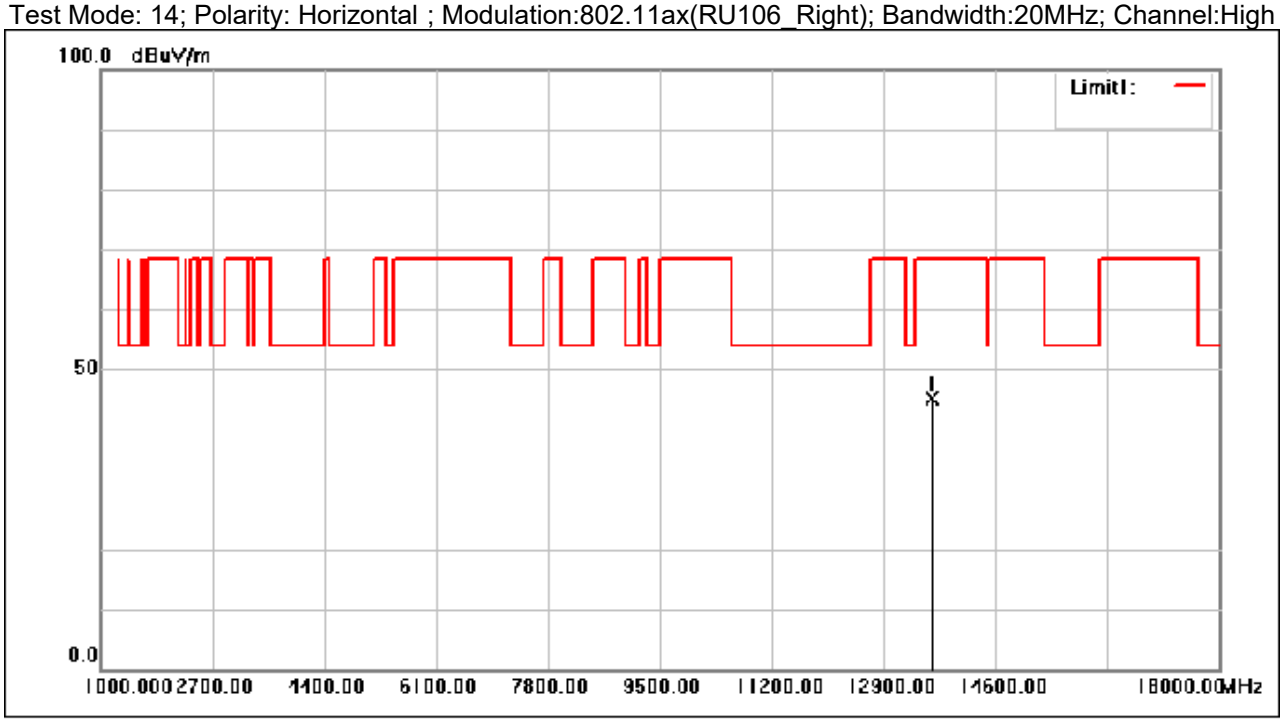

No.	Frequency (MHz)	Reading (dBuV)	Correction factor(dB/m)	Result (dBuV/m)	Limit (dBuV/m)	Margin (dB)	Remark
1	13638.610	42.14	2.89	45.03	68.30	-23.27	peak

Test Mode: 14; Polarity: Vertical ; Modulation:802.11ax(RU106_Right); Bandwidth:20MHz; Channel:High

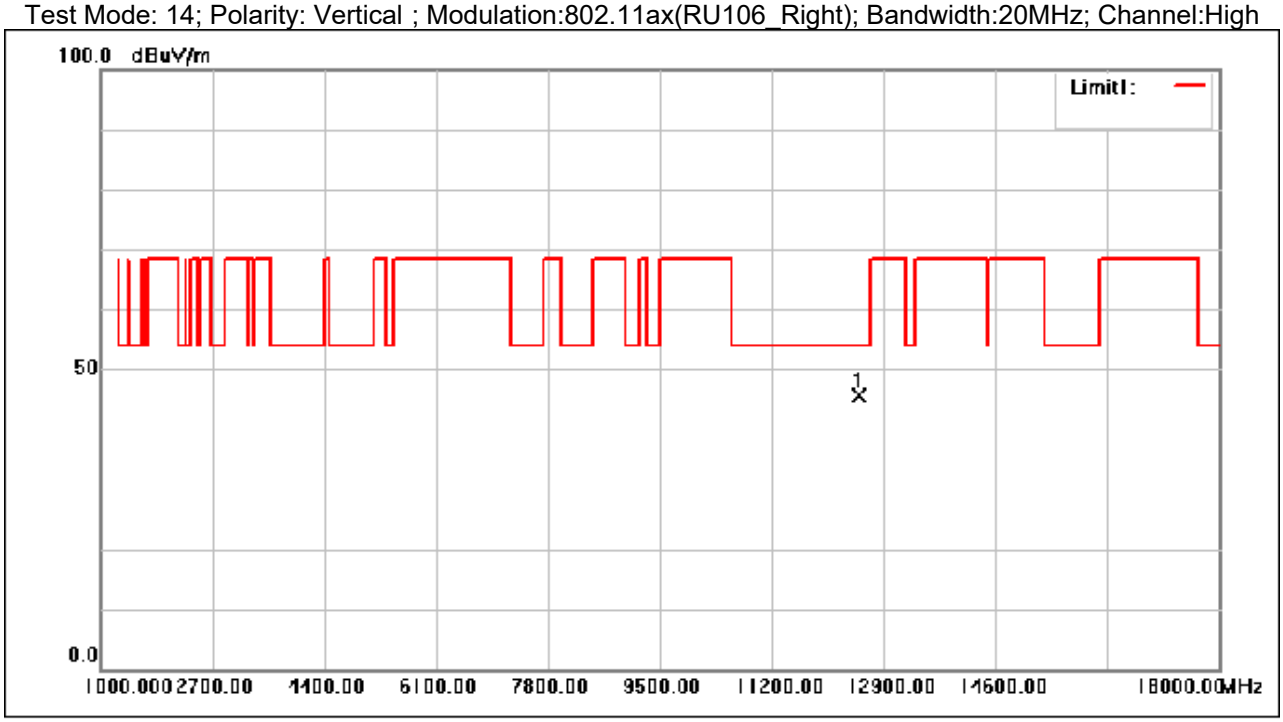

No.	Frequency (MHz)	Reading (dBuV)	Correction factor(dB/m)	Result (dBuV/m)	Limit (dBuV/m)	Margin (dB)	Remark
1	12519.760	43.54	2.12	45.66	54.00	-8.34	peak

Test Mode: 15; Polarity: Horizontal; Modulation:802.11a; Bandwidth:20MHz; Channel:Low

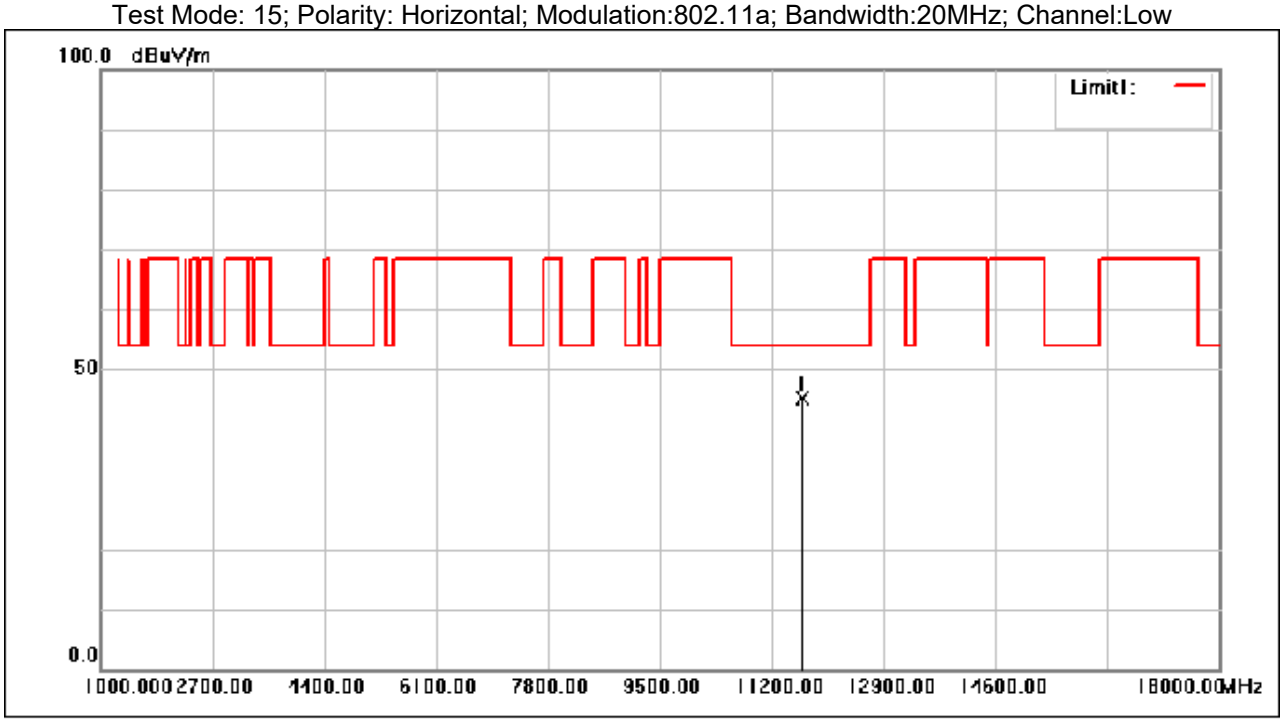

No.	Frequency (MHz)	Reading (dBuV)	Correction factor(dB/m)	Result (dBuV/m)	Limit (dBuV/m)	Margin (dB)	Remark
1	11667.390	43.64	1.50	45.14	54.00	-8.86	peak

Test Mode: 15; Polarity: Vertical; Modulation:802.11a; Bandwidth:20MHz; Channel:Low

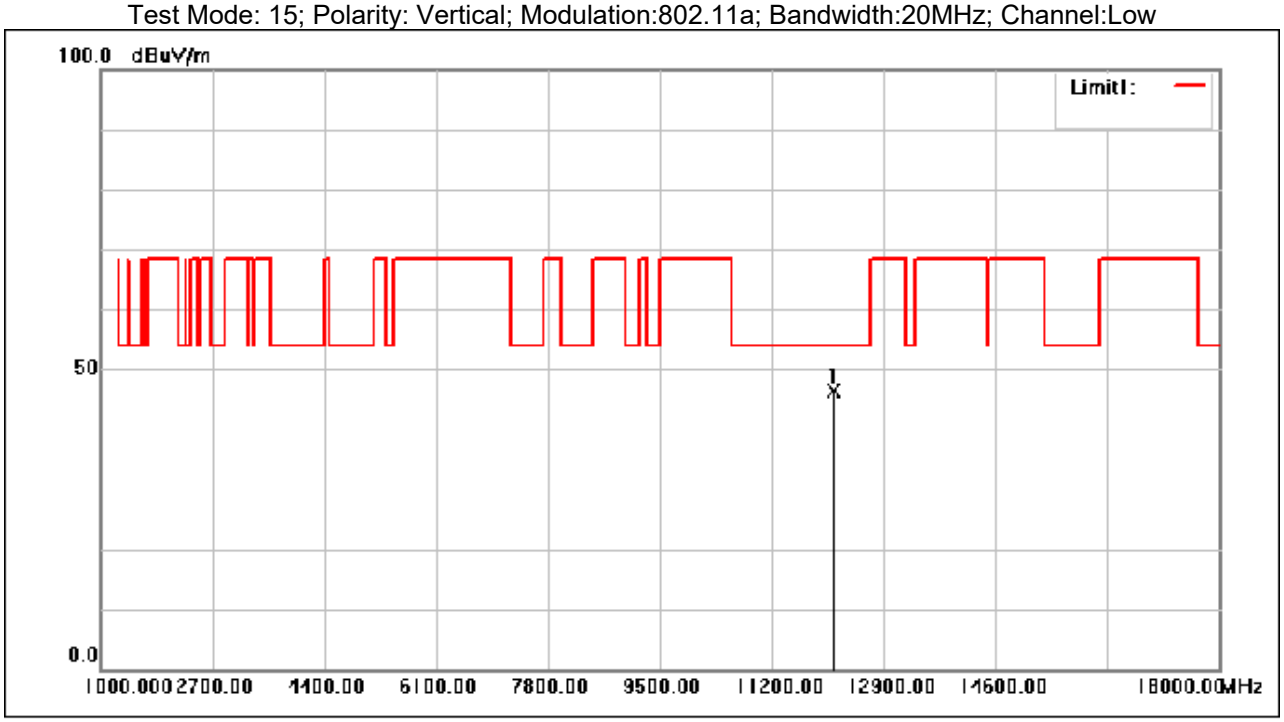

No.	Frequency (MHz)	Reading (dBuV)	Correction factor(dB/m)	Result (dBuV/m)	Limit (dBuV/m)	Margin (dB)	Remark
1	12145.520	43.92	2.45	46.37	54.00	-7.63	peak

Test Mode: 15; Polarity: Horizontal; Modulation:802.11a; Bandwidth:20MHz; Channel:middle

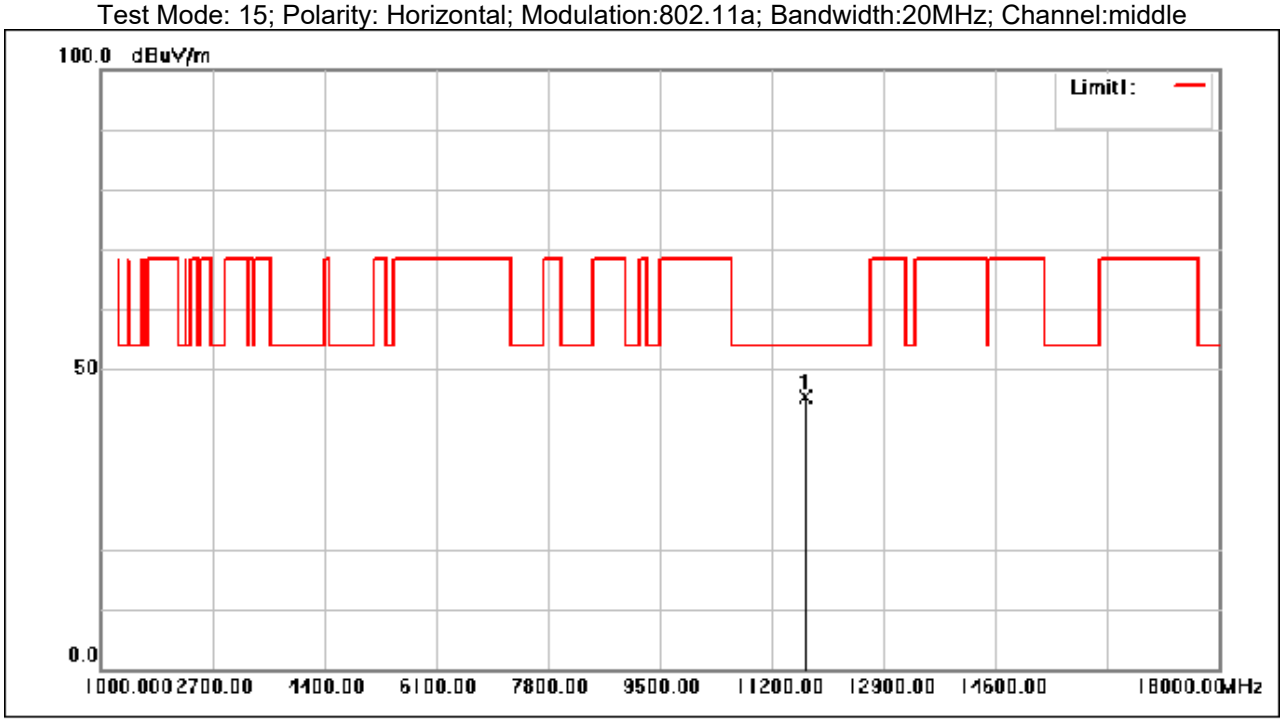

No.	Frequency (MHz)	Reading (dBuV)	Correction factor(dB/m)	Result (dBuV/m)	Limit (dBuV/m)	Margin (dB)	Remark
1	11700.280	43.65	1.61	45.26	54.00	-8.74	peak

Test Mode: 15; Polarity: Vertical; Modulation:802.11a; Bandwidth:20MHz; Channel:middle

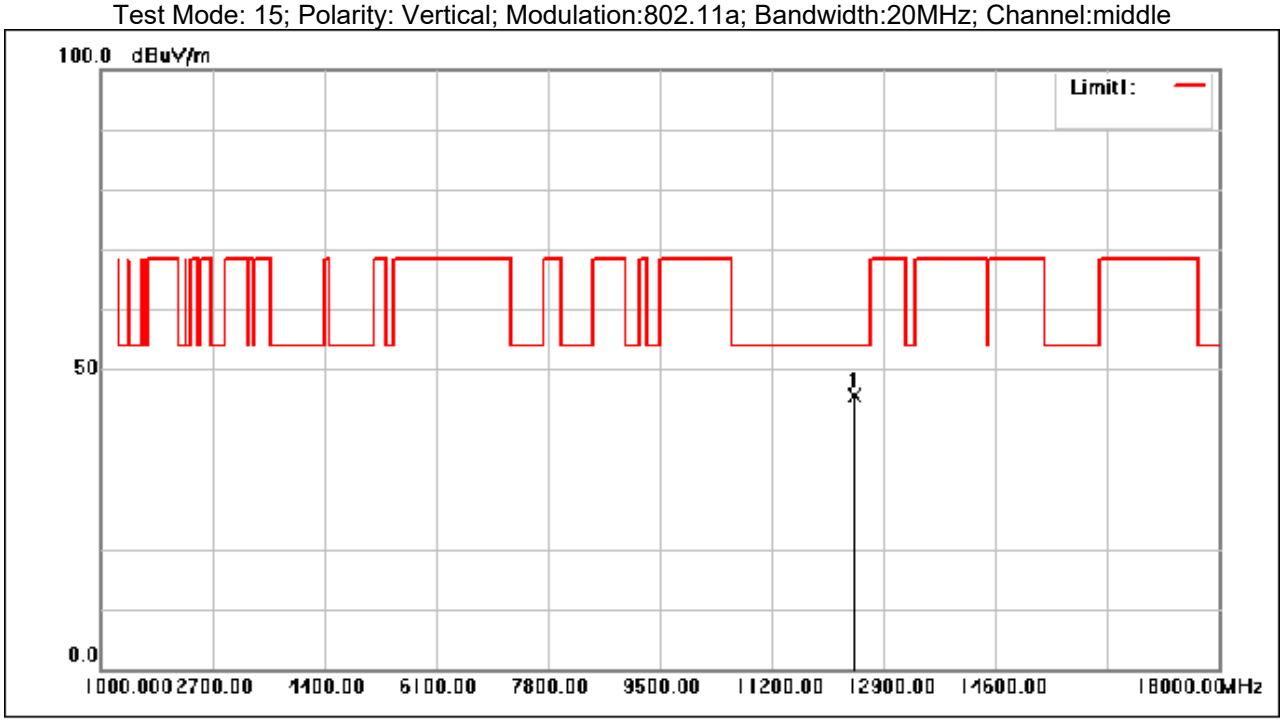

No.	Frequency (MHz)	Reading (dBuV)	Correction factor(dB/m)	Result (dBuV/m)	Limit (dBuV/m)	Margin (dB)	Remark
1	12466.660	43.58	2.10	45.68	54.00	-8.32	peak

Test Mode: 15; Polarity: Horizontal; Modulation:802.11a; Bandwidth:20MHz; Channel:High

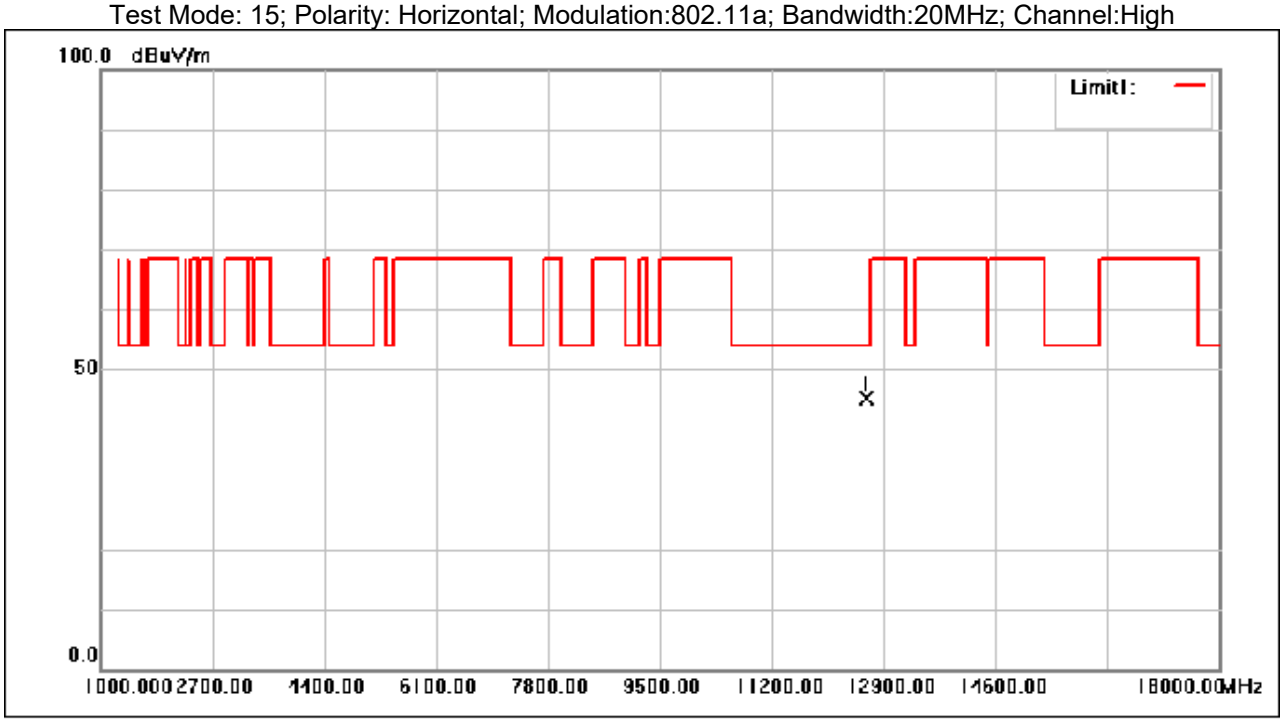

No.	Frequency (MHz)	Reading (dBuV)	Correction factor(dB/m)	Result (dBuV/m)	Limit (dBuV/m)	Margin (dB)	Remark
1	12639.030	42.71	2.54	45.25	54.00	-8.75	peak

Test Mode: 15; Polarity: Vertical; Modulation:802.11a; Bandwidth:20MHz; Channel:High

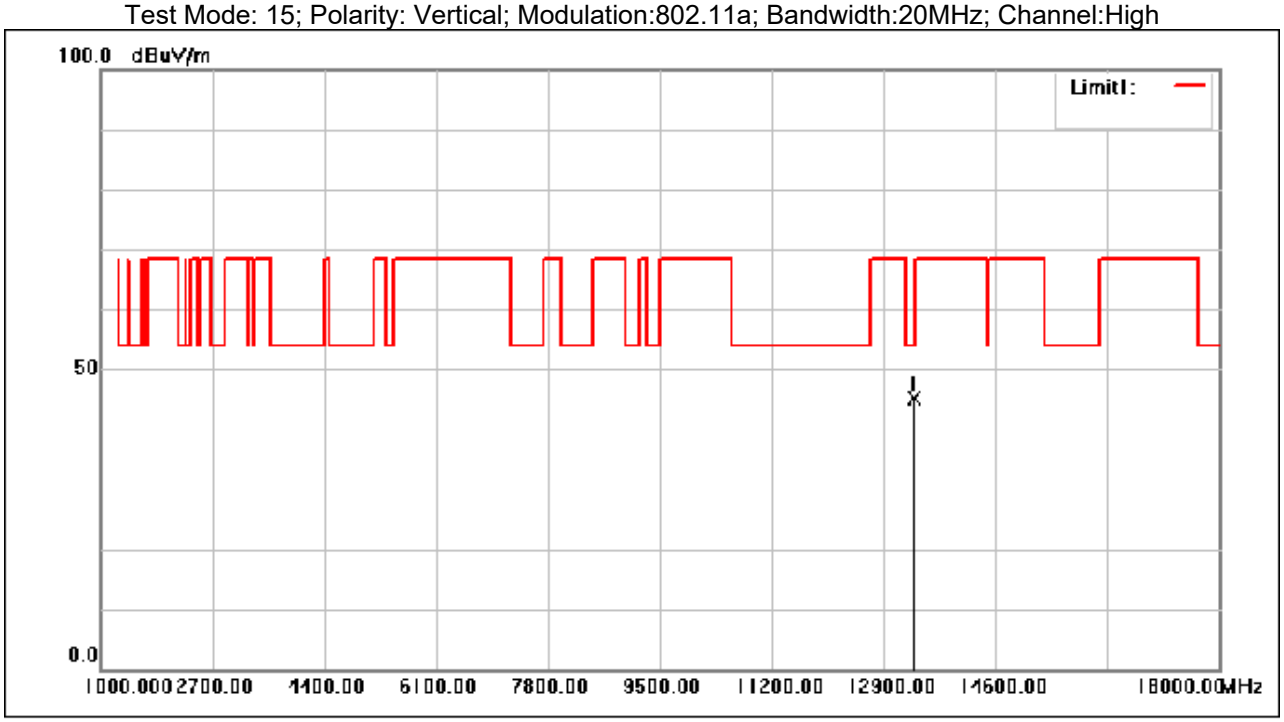

No.	Frequency (MHz)	Reading (dBuV)	Correction factor(dB/m)	Result (dBuV/m)	Limit (dBuV/m)	Margin (dB)	Remark
1	13353.480	42.16	2.88	45.04	54.00	-8.96	peak

Test Mode: 15; Polarity: Horizontal; Modulation:802.11ax(Full RU); Bandwidth:20MHz; Channel:Low

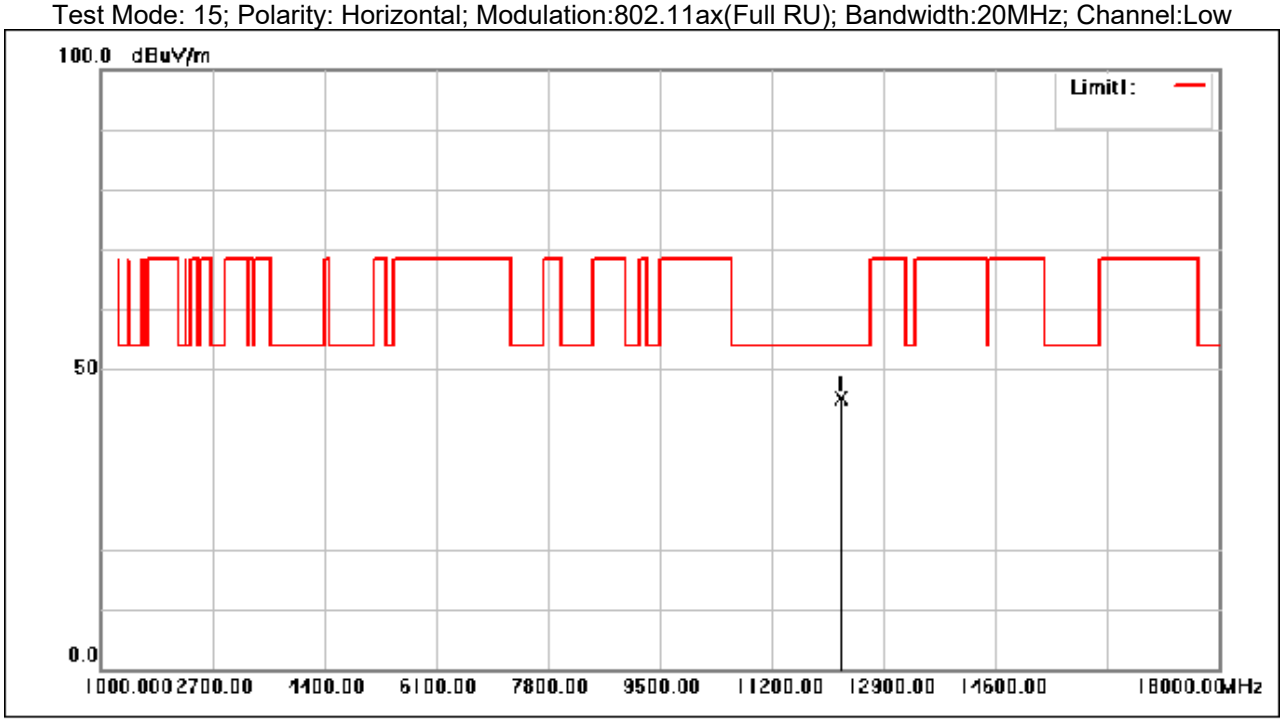

No.	Frequency (MHz)	Reading (dBuV)	Correction factor(dB/m)	Result (dBuV/m)	Limit (dBuV/m)	Margin (dB)	Remark
1	12254.840	42.81	2.32	45.13	54.00	-8.87	peak

Test Mode: 15; Polarity: Vertical; Modulation:802.11ax(Full RU); Bandwidth:20MHz; Channel:Low

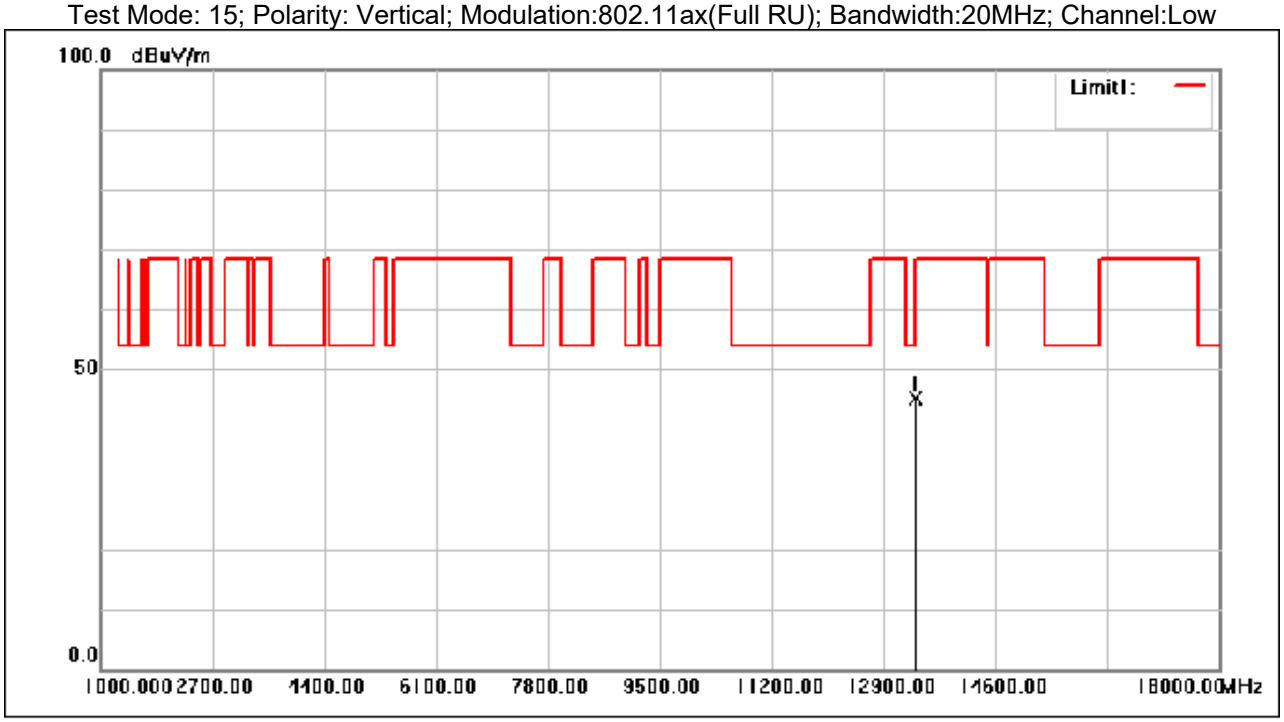

No.	Frequency (MHz)	Reading (dBuV)	Correction factor(dB/m)	Result (dBuV/m)	Limit (dBuV/m)	Margin (dB)	Remark
1	13378.130	42.43	2.82	45.25	54.00	-8.75	peak

Test Mode: 15; Polarity: Horizontal; Modulation:802.11ax(Full RU); Bandwidth:20MHz; Channel:middle

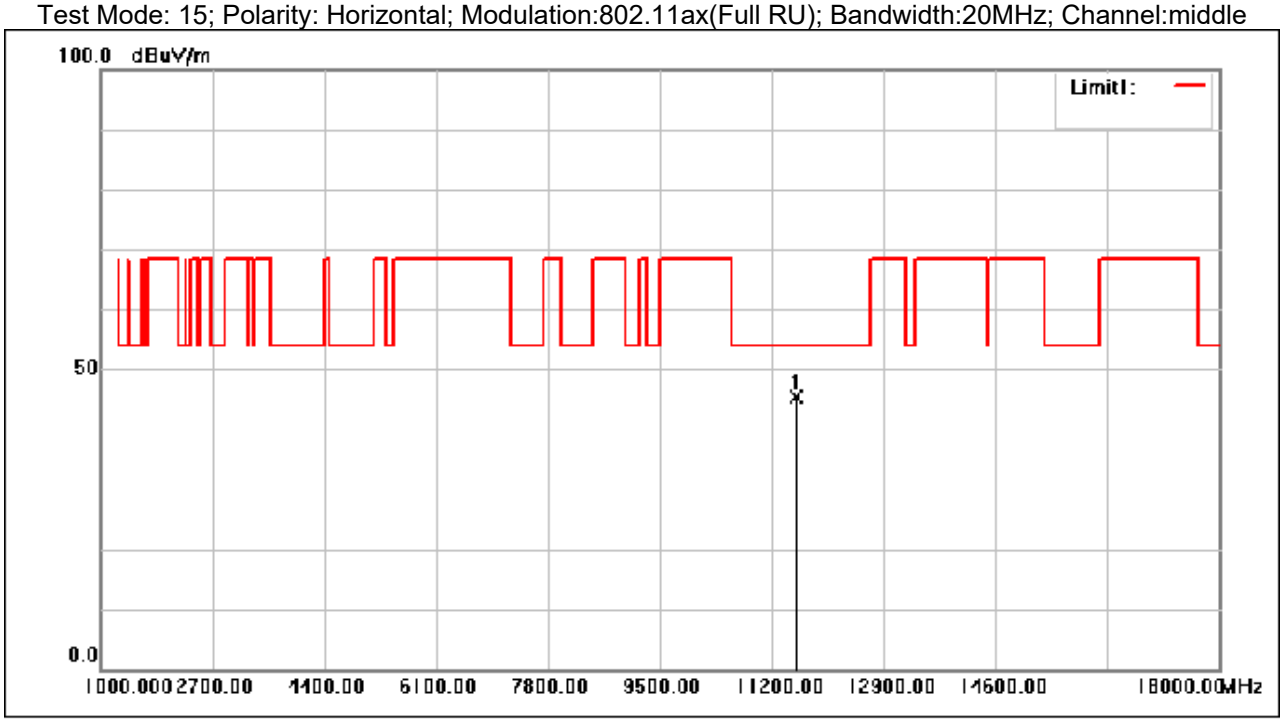

No.	Frequency (MHz)	Reading (dBuV)	Correction factor(dB/m)	Result (dBuV/m)	Limit (dBuV/m)	Margin (dB)	Remark
1	11581.520	44.22	1.22	45.44	54.00	-8.56	peak

Test Mode: 15; Polarity: Vertical; Modulation:802.11ax(Full RU); Bandwidth:20MHz; Channel:middle

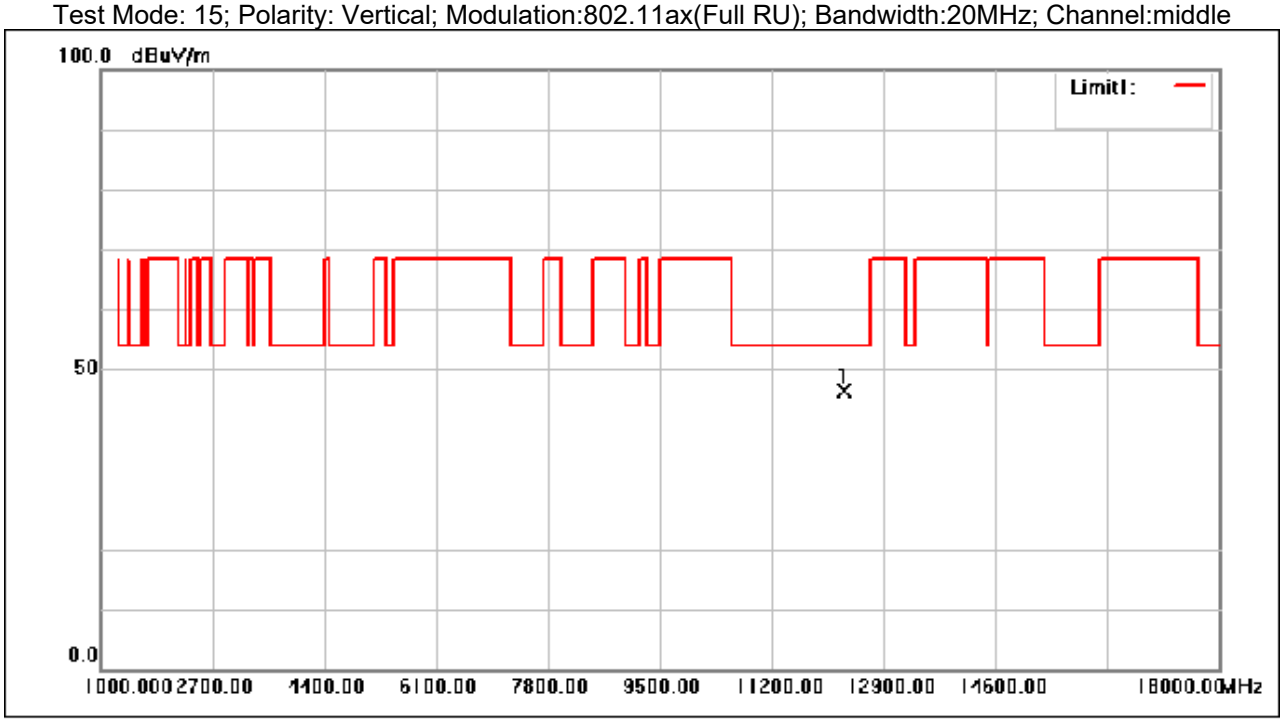

No.	Frequency (MHz)	Reading (dBuV)	Correction factor(dB/m)	Result (dBuV/m)	Limit (dBuV/m)	Margin (dB)	Remark
1	12304.330	44.06	2.27	46.33	54.00	-7.67	peak

Test Mode: 15; Polarity: Horizontal; Modulation:802.11ax(Full RU); Bandwidth:20MHz; Channel:High

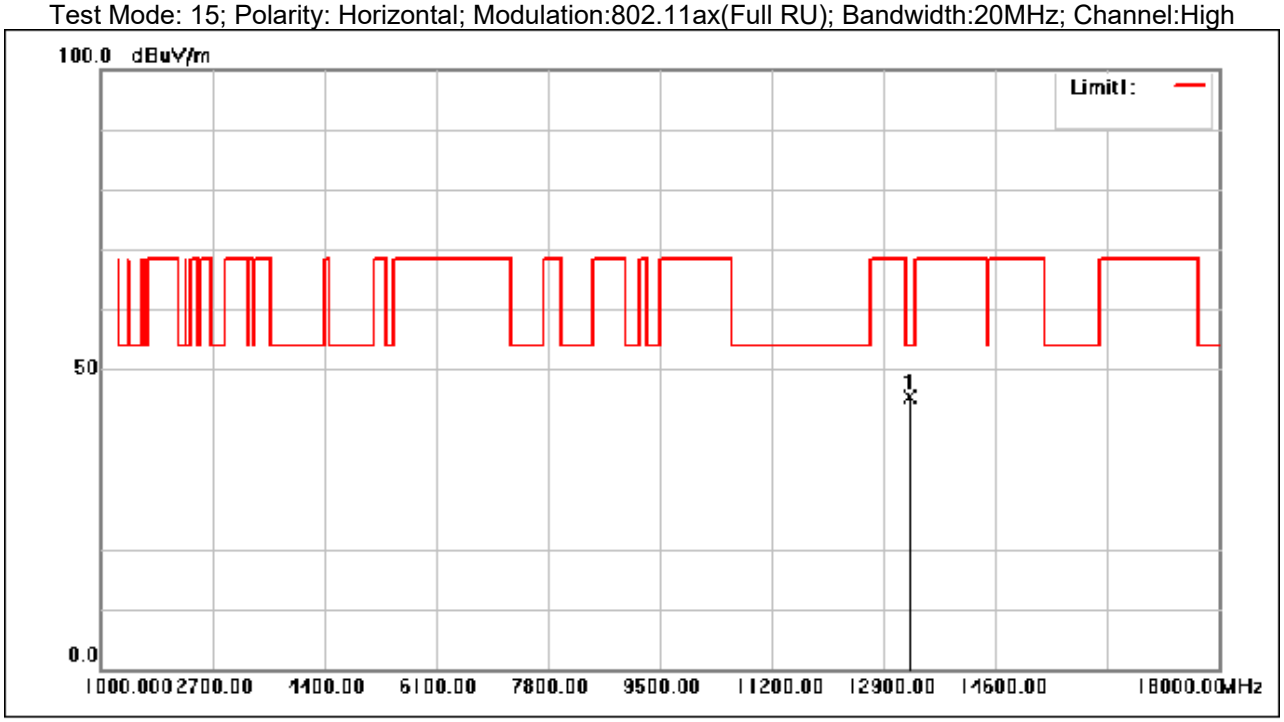

No.	Frequency (MHz)	Reading (dBuV)	Correction factor(dB/m)	Result (dBuV/m)	Limit (dBuV/m)	Margin (dB)	Remark
1	13304.330	42.33	2.99	45.32	54.00	-8.68	peak

Test Mode: 15; Polarity: Vertical; Modulation:802.11ax(Full RU); Bandwidth:20MHz; Channel:High

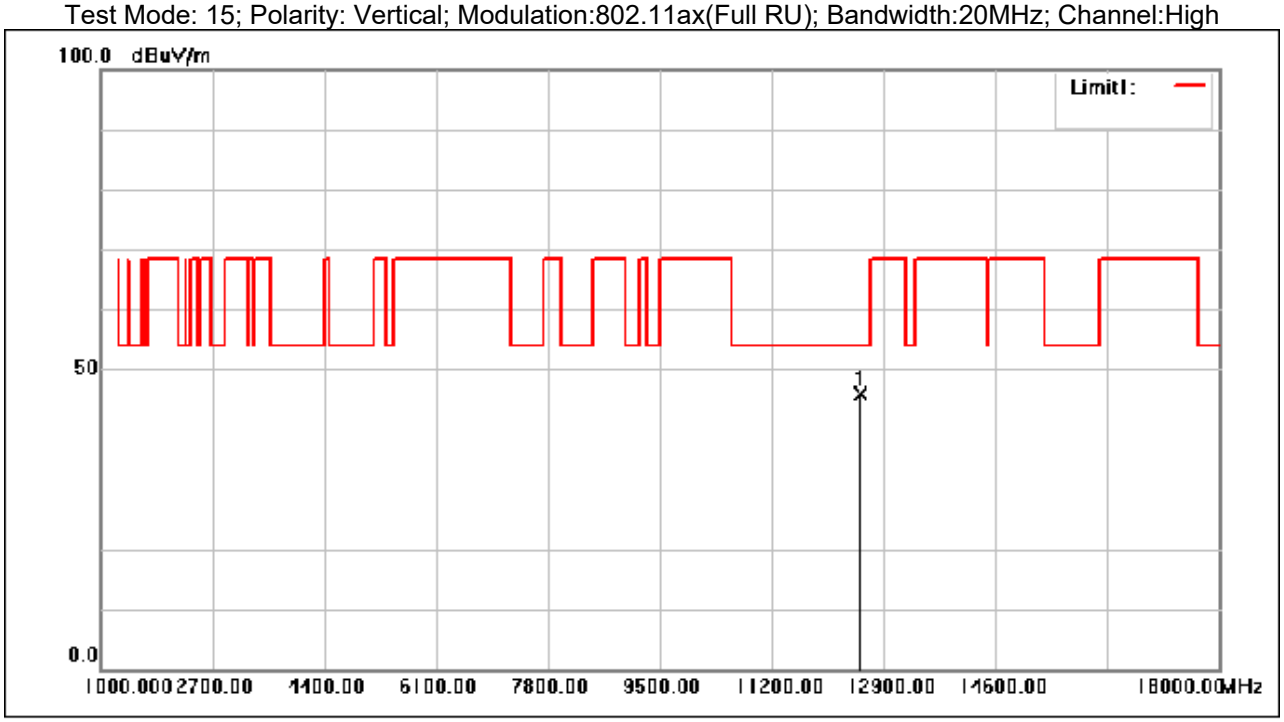

No.	Frequency (MHz)	Reading (dBuV)	Correction factor(dB/m)	Result (dBuV/m)	Limit (dBuV/m)	Margin (dB)	Remark
1	12555.070	43.67	2.24	45.91	54.00	-8.09	peak

Test Mode: 15; Polarity: Horizontal ; Modulation:802.11ax(RU26_Left); Bandwidth:20MHz; Channel:Low

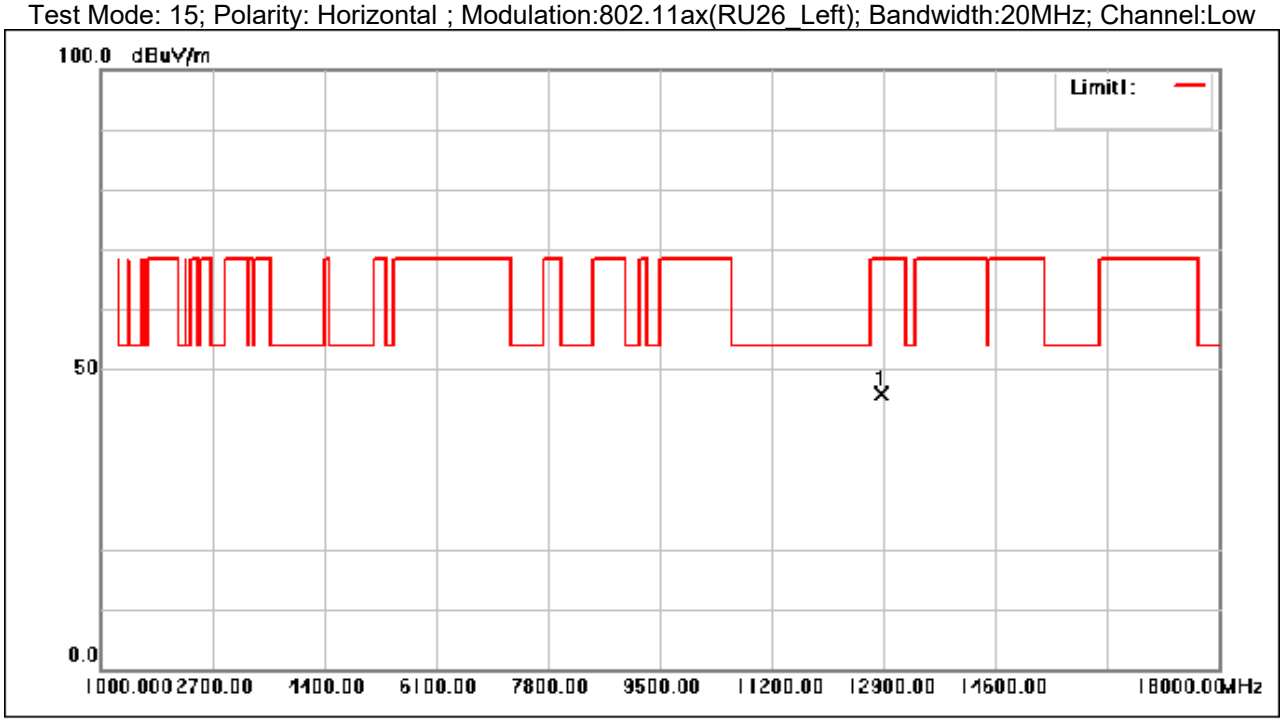

No.	Frequency (MHz)	Reading (dBuV)	Correction factor(dB/m)	Result (dBuV/m)	Limit (dBuV/m)	Margin (dB)	Remark
1	12872.450	42.64	3.33	45.97	68.30	-22.33	peak

Test Mode: 15; Polarity: Vertical ; Modulation:802.11ax(RU26_Left); Bandwidth:20MHz; Channel:Low

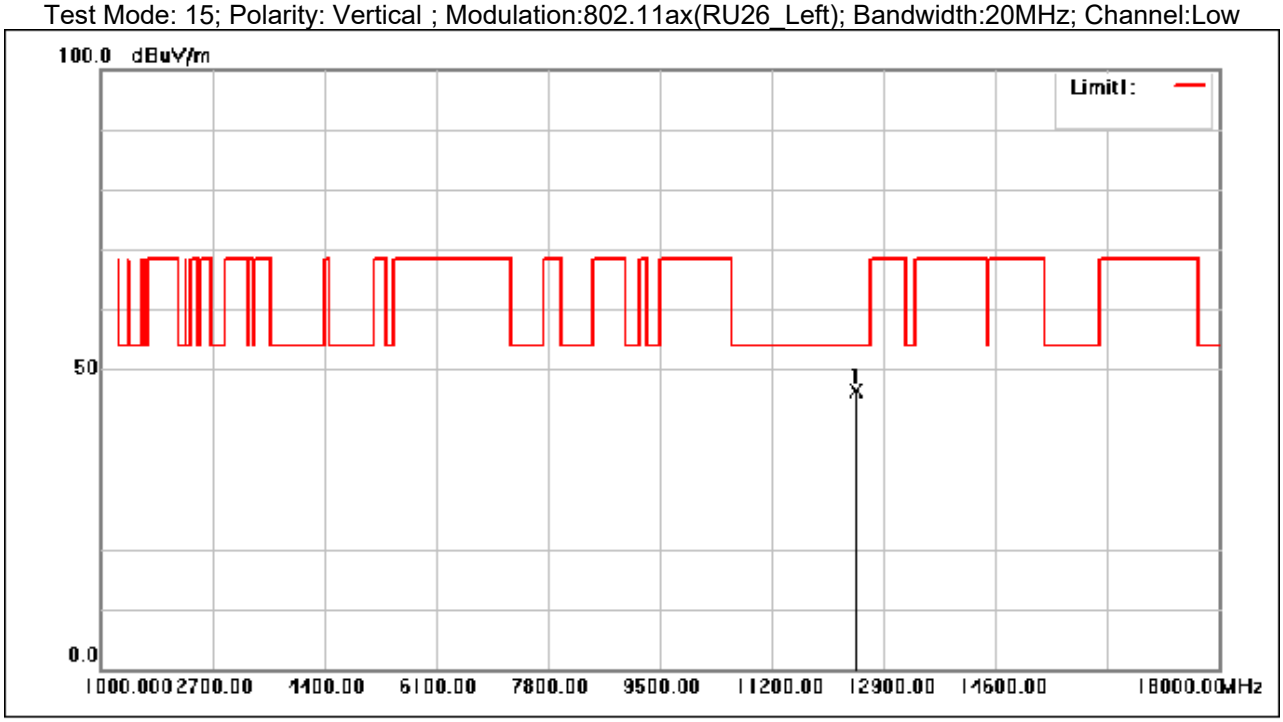

No.	Frequency (MHz)	Reading (dBuV)	Correction factor(dB/m)	Result (dBuV/m)	Limit (dBuV/m)	Margin (dB)	Remark
1	12471.210	44.33	2.09	46.42	54.00	-7.58	peak

Test Mode: 15; Polarity: Horizontal ; Modulation:802.11ax(RU26_Middle); Bandwidth:20MHz;
Channel:Middle

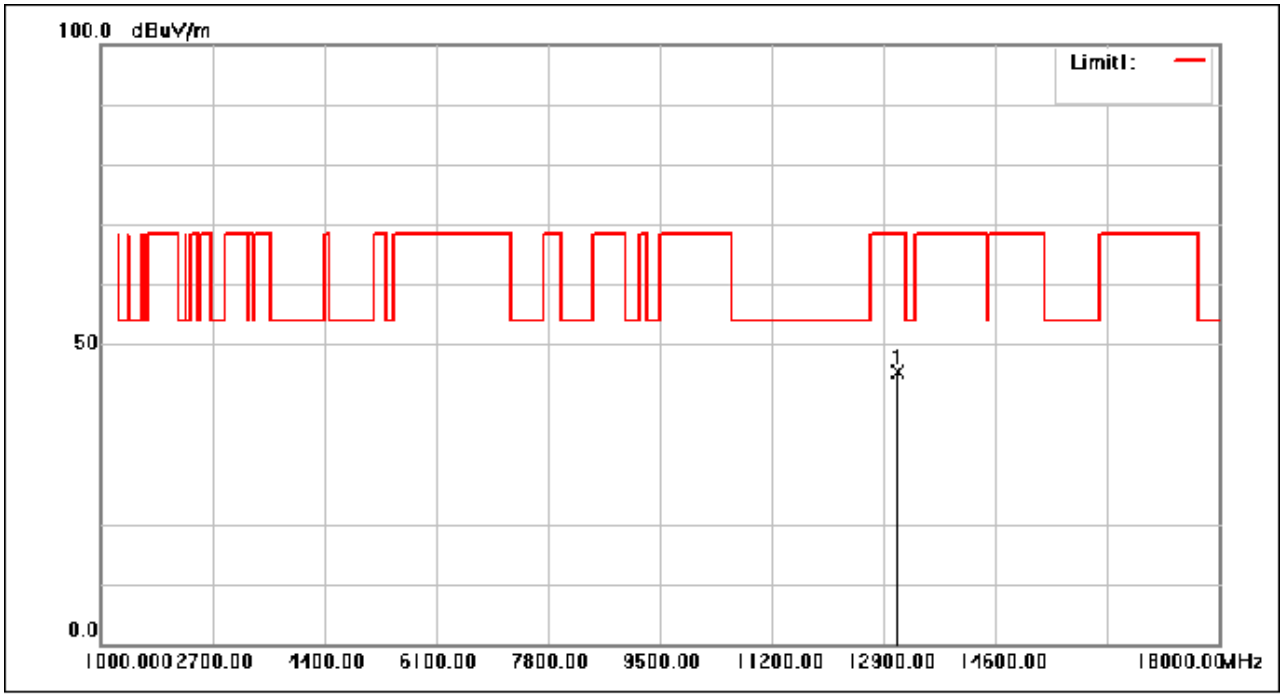

No.	Frequency (MHz)	Reading (dBuV)	Correction factor(dB/m)	Result (dBuV/m)	Limit (dBuV/m)	Margin (dB)	Remark
1	13106.240	41.97	3.49	45.46	68.30	-22.84	peak

Test Mode: 15; Polarity: Vertical ; Modulation:802.11ax(RU26_Middle); Bandwidth:20MHz; Channel:Middle

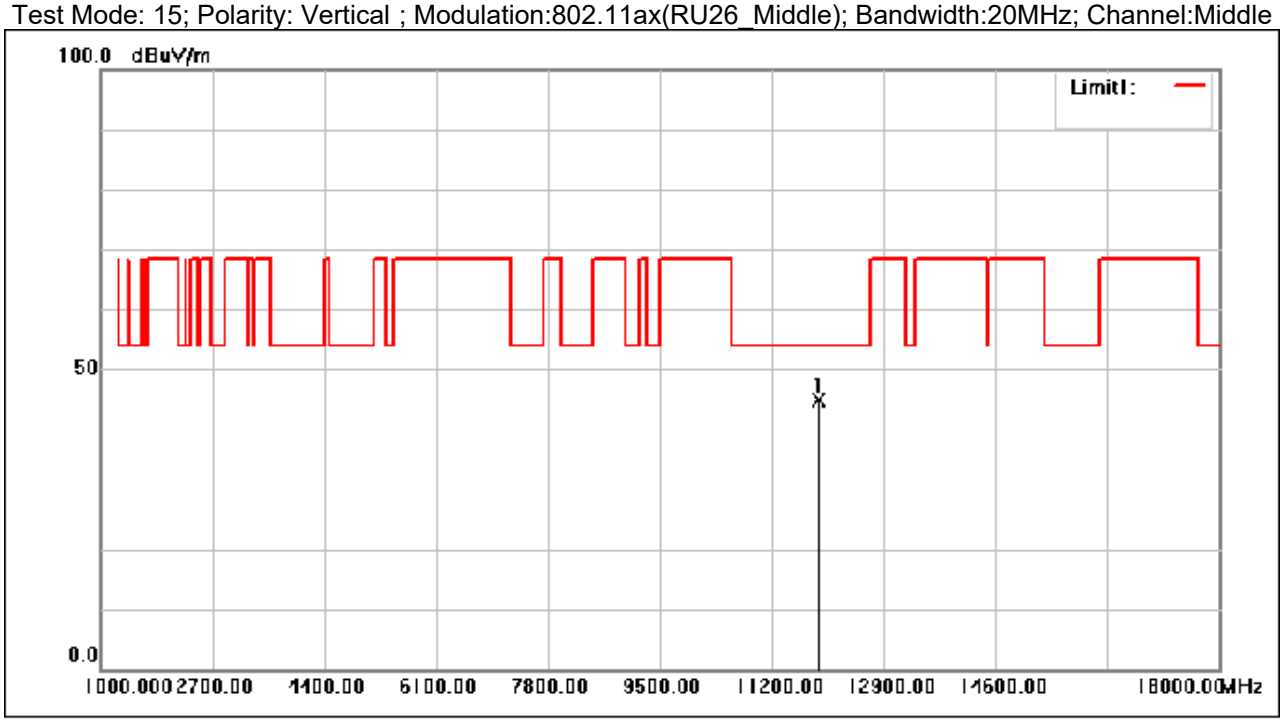

No.	Frequency (MHz)	Reading (dBuV)	Correction factor(dB/m)	Result (dBuV/m)	Limit (dBuV/m)	Margin (dB)	Remark
1	11919.530	42.54	2.34	44.88	54.00	-9.12	peak

Test Mode: 15; Polarity: Horizontal ; Modulation:802.11ax(RU26_Right); Bandwidth:20MHz; Channel:High

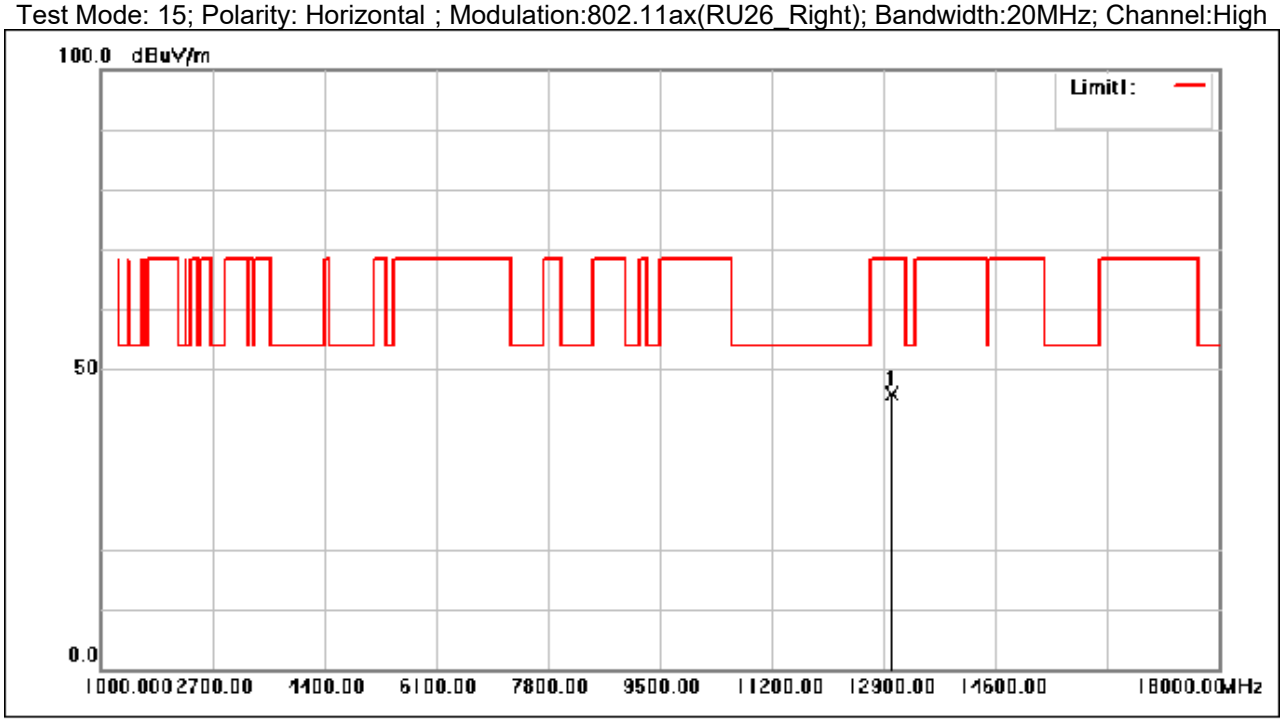

No.	Frequency (MHz)	Reading (dBuV)	Correction factor(dB/m)	Result (dBuV/m)	Limit (dBuV/m)	Margin (dB)	Remark
1	13018.210	42.15	3.71	45.86	68.30	-22.44	peak

Test Mode: 15; Polarity: Vertical ; Modulation:802.11ax(RU26_Right); Bandwidth:20MHz; Channel:High

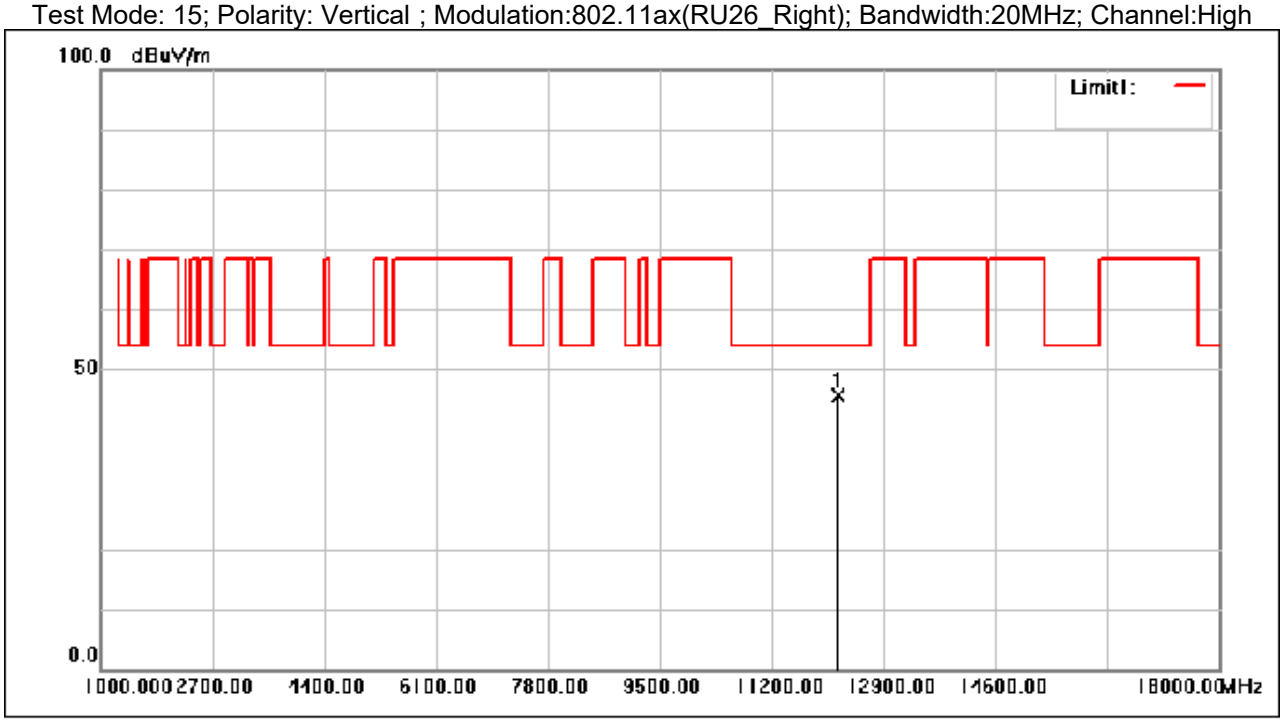

No.	Frequency (MHz)	Reading (dBuV)	Correction factor(dB/m)	Result (dBuV/m)	Limit (dBuV/m)	Margin (dB)	Remark
1	12205.210	43.29	2.39	45.68	54.00	-8.32	peak

Test Mode: 15; Polarity: Horizontal ; Modulation:802.11ax(RU52_Left); Bandwidth:20MHz; Channel:Low

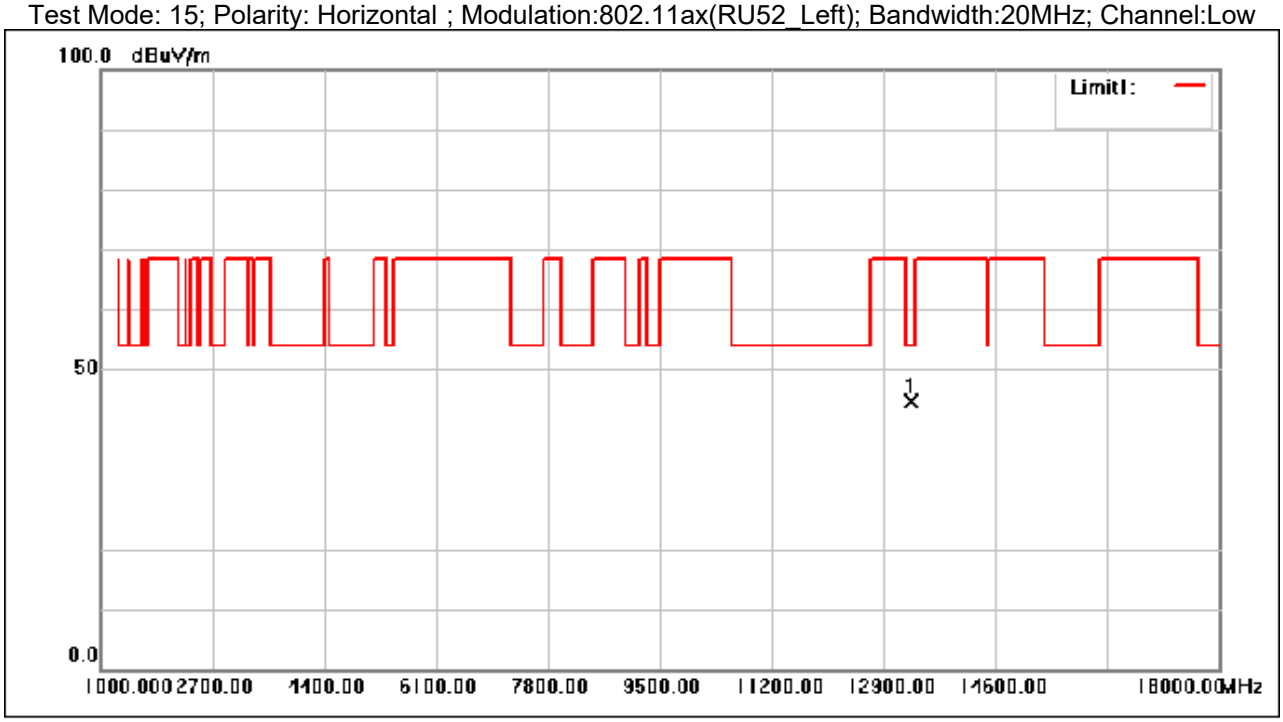

No.	Frequency (MHz)	Reading (dBuV)	Correction factor(dB/m)	Result (dBuV/m)	Limit (dBuV/m)	Margin (dB)	Remark
1	13310.040	41.54	2.98	44.52	54.00	-9.48	peak

Test Mode: 15; Polarity: Vertical ; Modulation:802.11ax(RU52_Left); Bandwidth:20MHz; Channel:Low

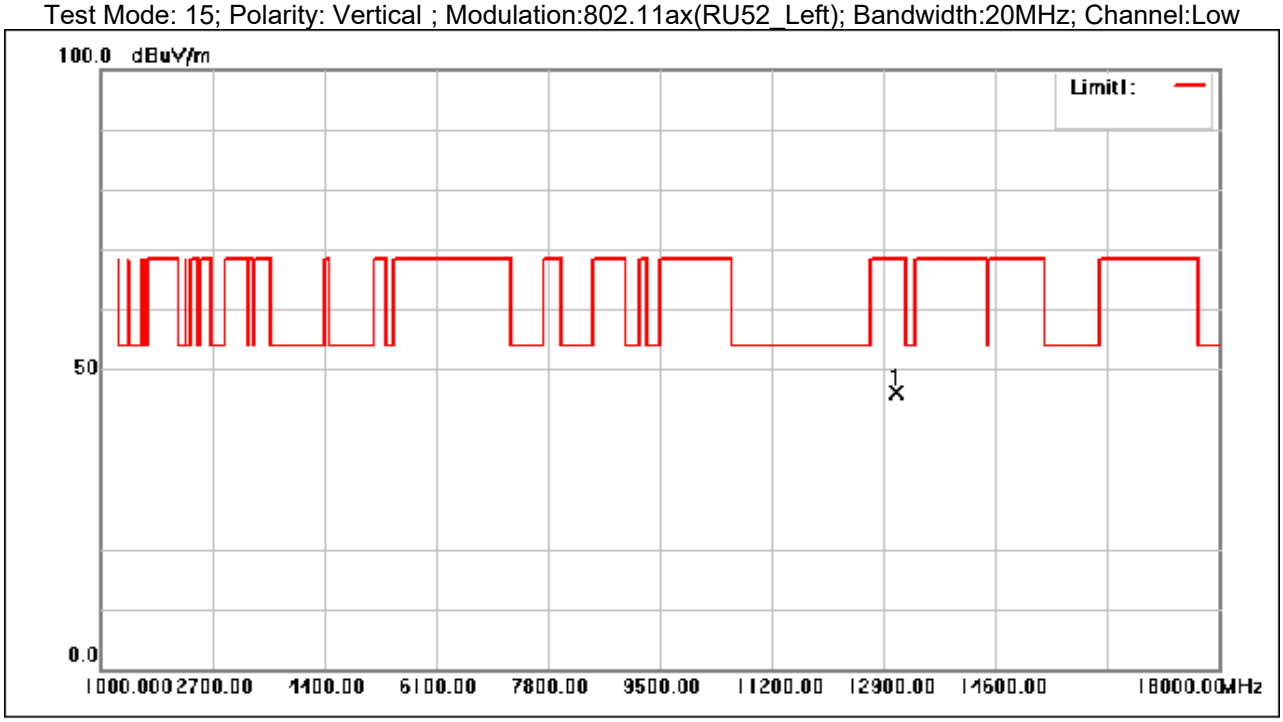

No.	Frequency (MHz)	Reading (dBuV)	Correction factor(dB/m)	Result (dBuV/m)	Limit (dBuV/m)	Margin (dB)	Remark
1	13102.020	42.59	3.50	46.09	68.30	-22.21	peak

Test Mode: 15; Polarity: Horizontal ; Modulation:802.11ax(RU52_Right); Bandwidth:20MHz; Channel:High

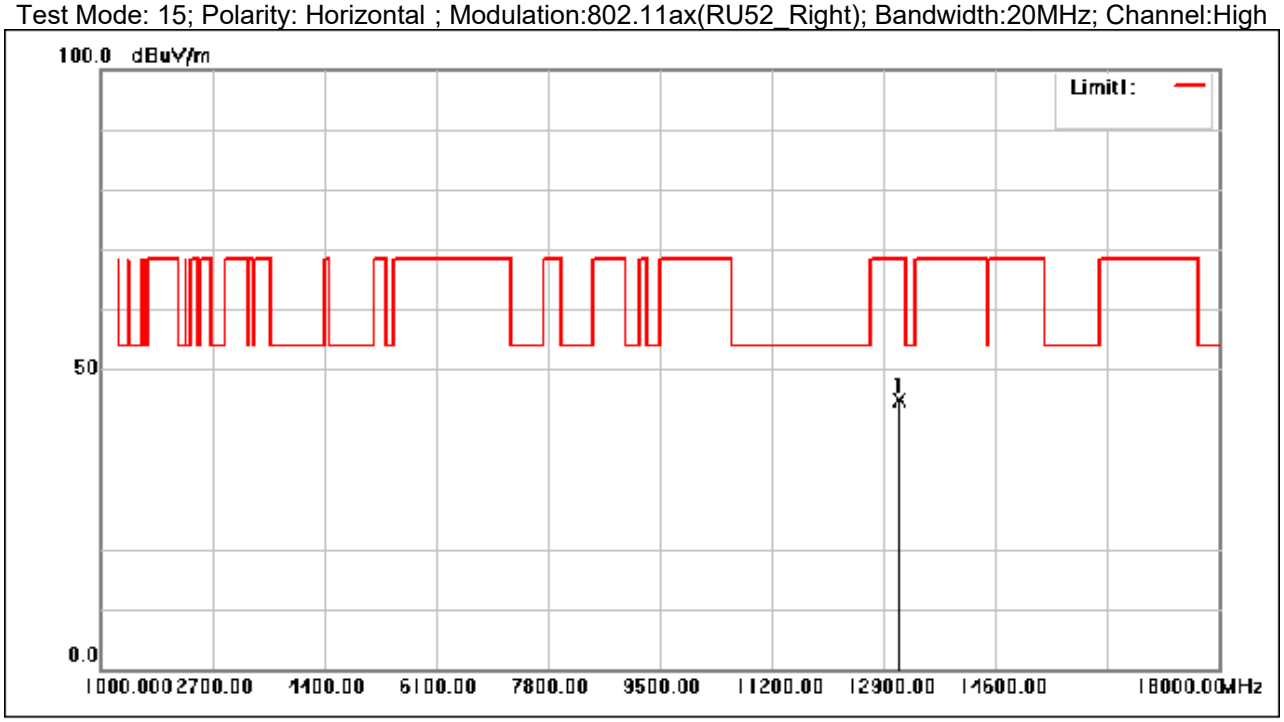

No.	Frequency (MHz)	Reading (dBuV)	Correction factor(dB/m)	Result (dBuV/m)	Limit (dBuV/m)	Margin (dB)	Remark
1	13144.110	41.39	3.40	44.79	68.30	-23.51	peak

Test Mode: 15; Polarity: Vertical ; Modulation:802.11ax(RU52_Right); Bandwidth:20MHz; Channel:High

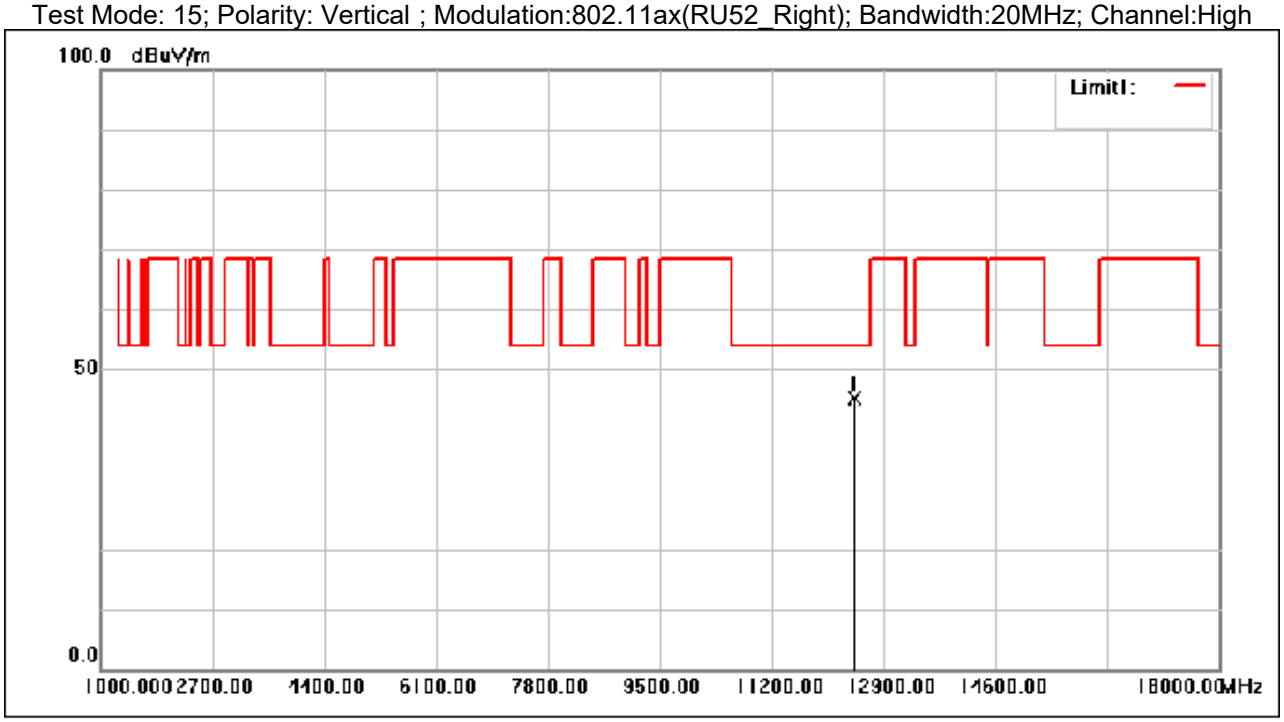

No.	Frequency (MHz)	Reading (dBuV)	Correction factor(dB/m)	Result (dBuV/m)	Limit (dBuV/m)	Margin (dB)	Remark
1	12462.930	42.96	2.10	45.06	54.00	-8.94	peak

Test Mode: 15; Polarity: Horizontal ; Modulation:802.11ax(RU106_Left); Bandwidth:20MHz; Channel:Low

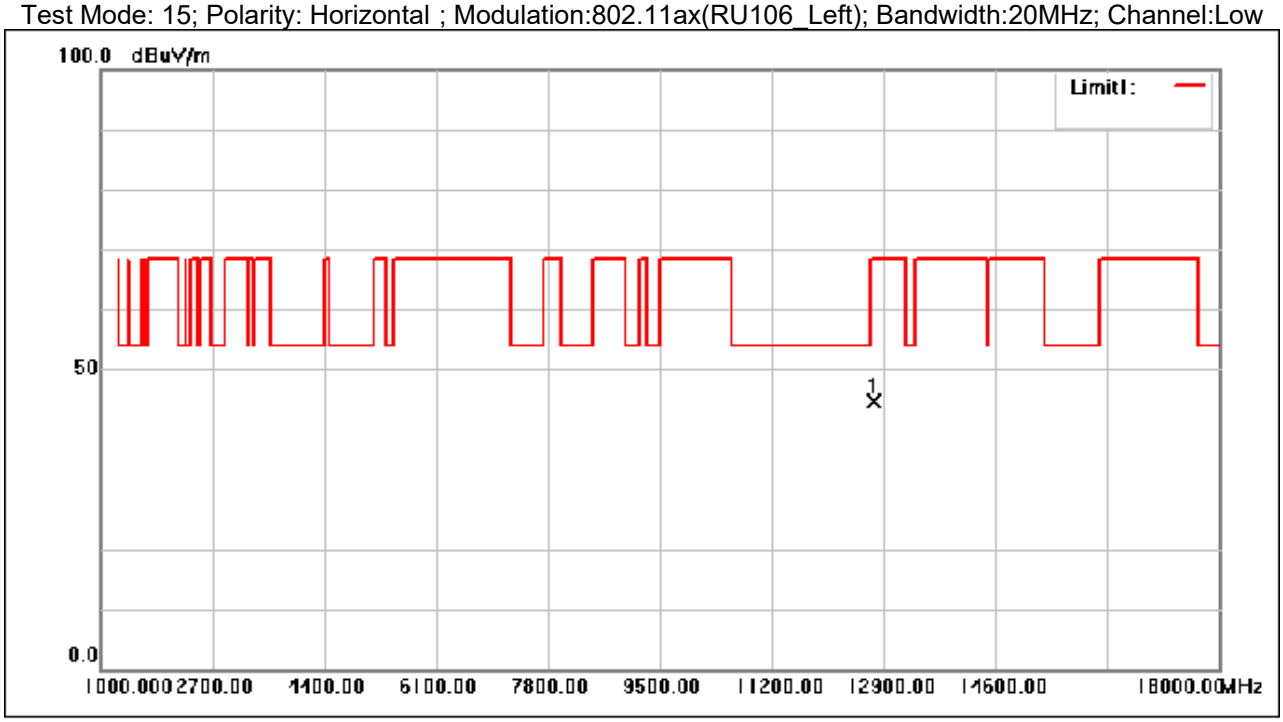

No.	Frequency (MHz)	Reading (dBuV)	Correction factor(dB/m)	Result (dBuV/m)	Limit (dBuV/m)	Margin (dB)	Remark
1	12744.080	41.74	2.89	44.63	68.30	-23.67	peak

Test Mode: 15; Polarity: Vertical ; Modulation:802.11ax(RU106_Left); Bandwidth:20MHz; Channel:Low

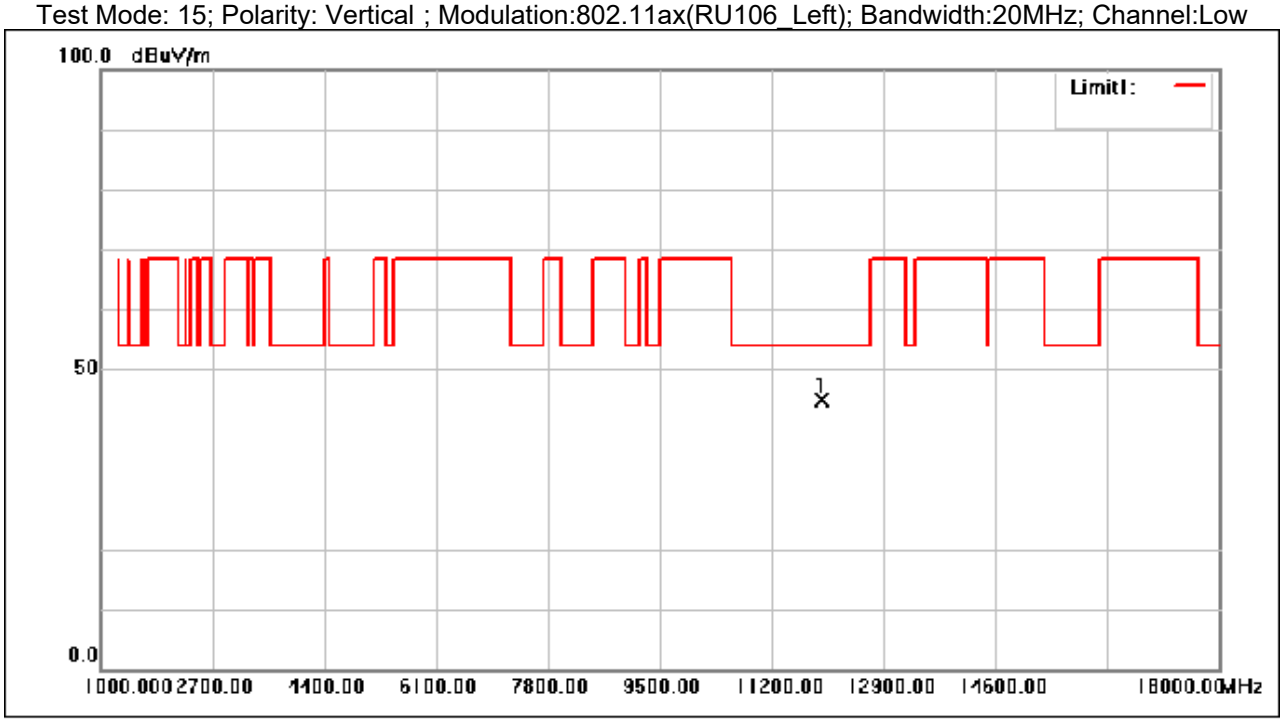

No.	Frequency (MHz)	Reading (dBuV)	Correction factor(dB/m)	Result (dBuV/m)	Limit (dBuV/m)	Margin (dB)	Remark
1	11953.270	42.30	2.46	44.76	54.00	-9.24	peak

Test Mode: 15; Polarity: Horizontal ; Modulation:802.11ax(RU106_Right); Bandwidth:20MHz; Channel:High

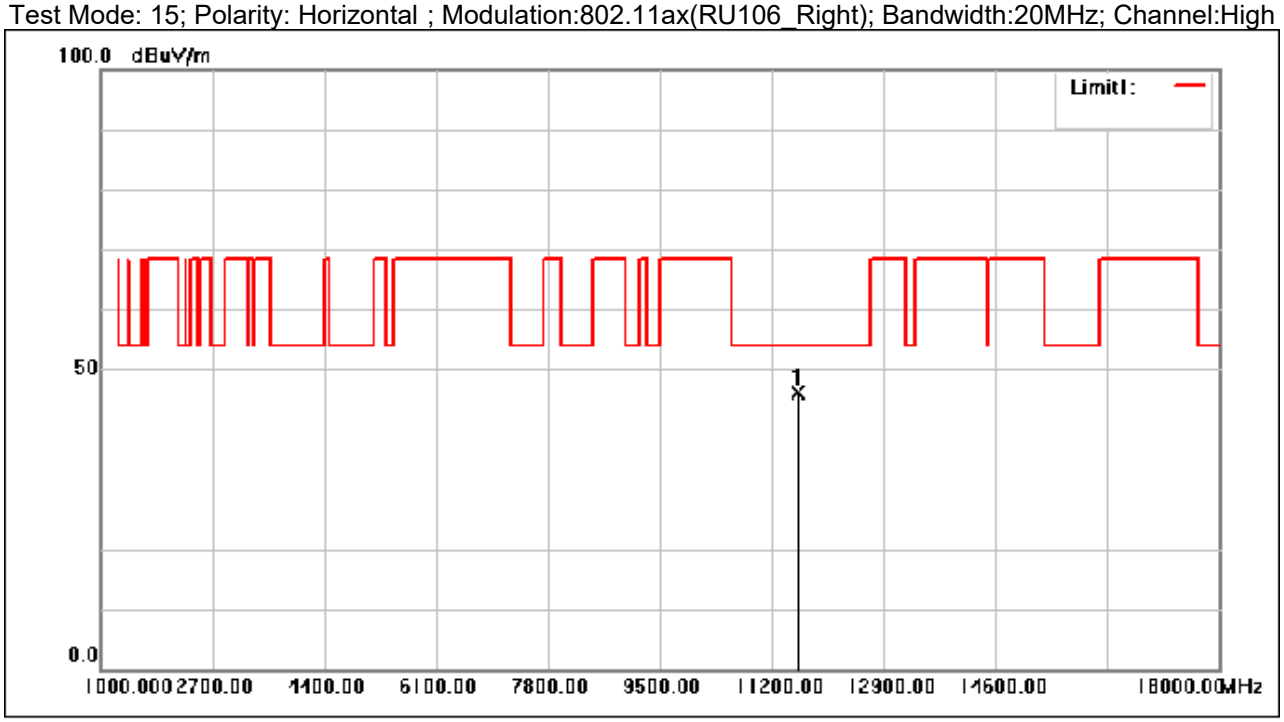

No.	Frequency (MHz)	Reading (dBuV)	Correction factor(dB/m)	Result (dBuV/m)	Limit (dBuV/m)	Margin (dB)	Remark
1	11586.680	44.93	1.23	46.16	54.00	-7.84	peak

Test Mode: 15; Polarity: Vertical ; Modulation:802.11ax(RU106_Right); Bandwidth:20MHz; Channel:High

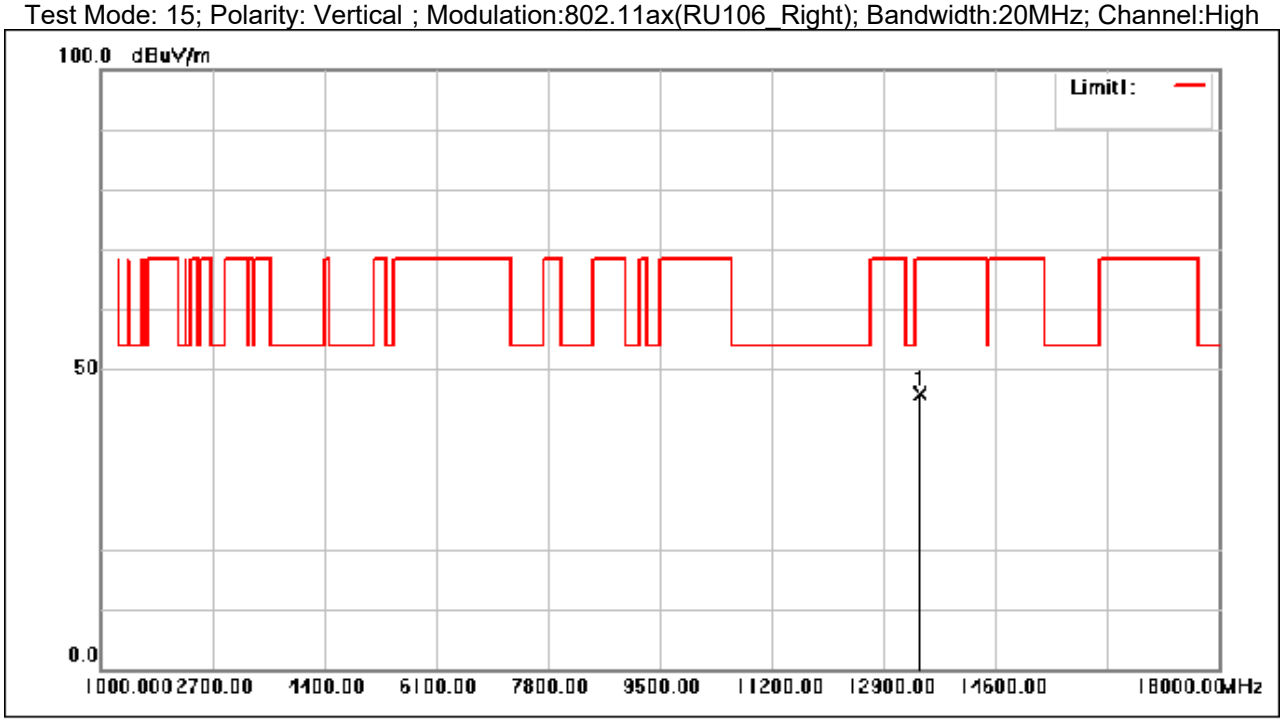

No.	Frequency (MHz)	Reading (dBuV)	Correction factor(dB/m)	Result (dBuV/m)	Limit (dBuV/m)	Margin (dB)	Remark
1	13449.580	43.32	2.64	45.96	68.30	-22.34	peak

PCB Antenna

Test Mode: 12; Polarity: Horizontal; Modulation:802.11a; Bandwidth:20MHz; Channel:Low

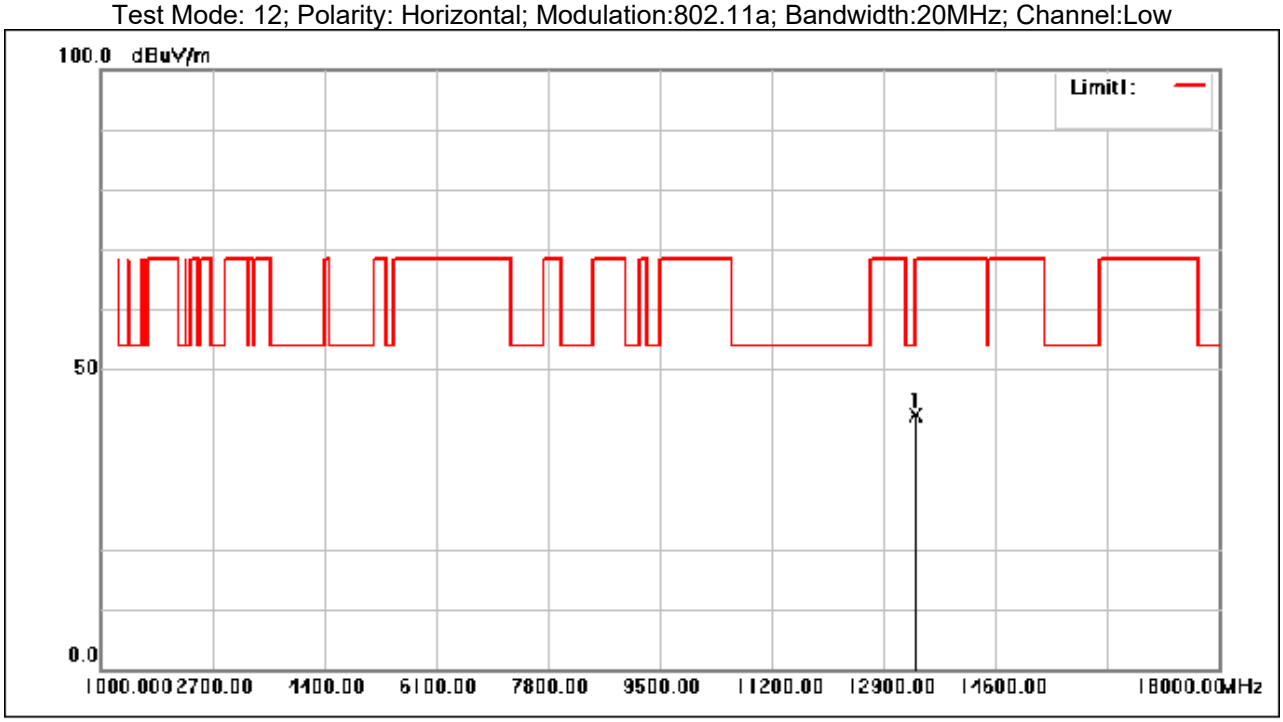

No.	Frequency (MHz)	Reading (dBuV)	Correction factor(dB/m)	Result (dBuV/m)	Limit (dBuV/m)	Margin (dB)	Remark
1	13395.410	39.49	2.77	42.26	54.00	-11.74	peak

Test Mode: 12; Polarity: Vertical; Modulation:802.11a; Bandwidth:20MHz; Channel:Low

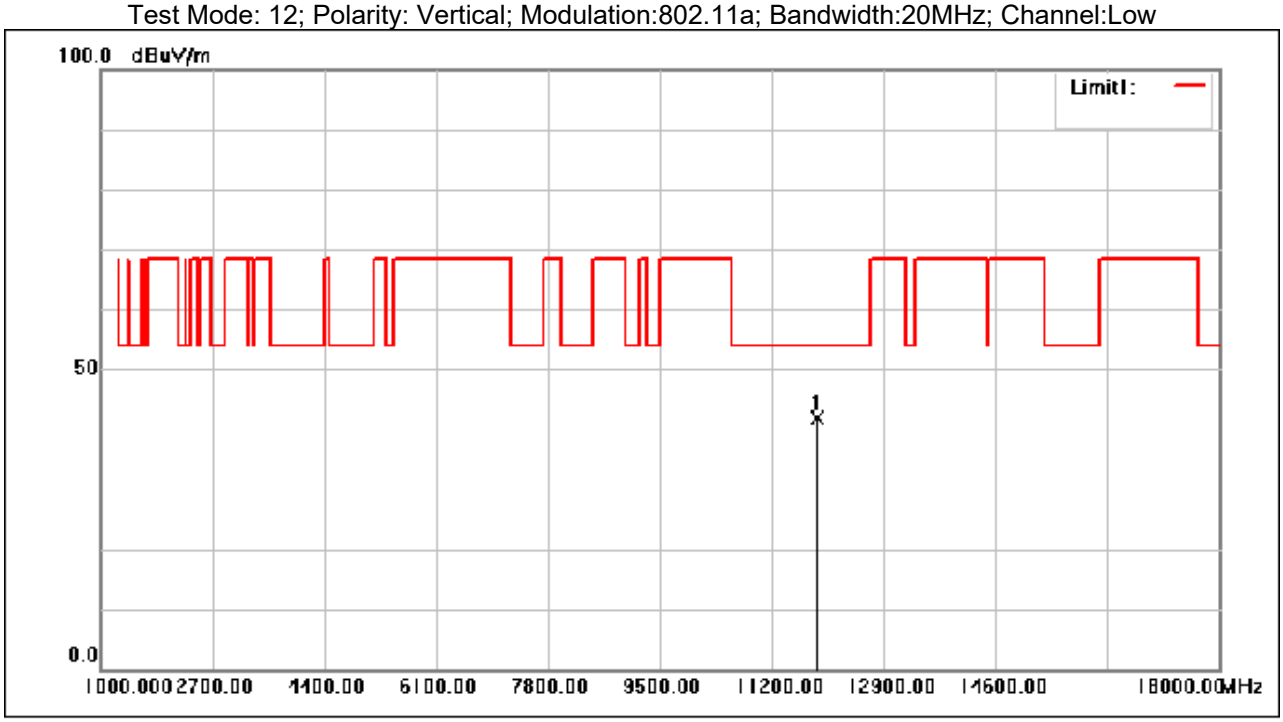

No.	Frequency (MHz)	Reading (dBuV)	Correction factor(dB/m)	Result (dBuV/m)	Limit (dBuV/m)	Margin (dB)	Remark
1	11892.170	39.59	2.26	41.85	54.00	-12.15	peak

Test Mode: 12; Polarity: Horizontal; Modulation:802.11a; Bandwidth:20MHz; Channel:middle

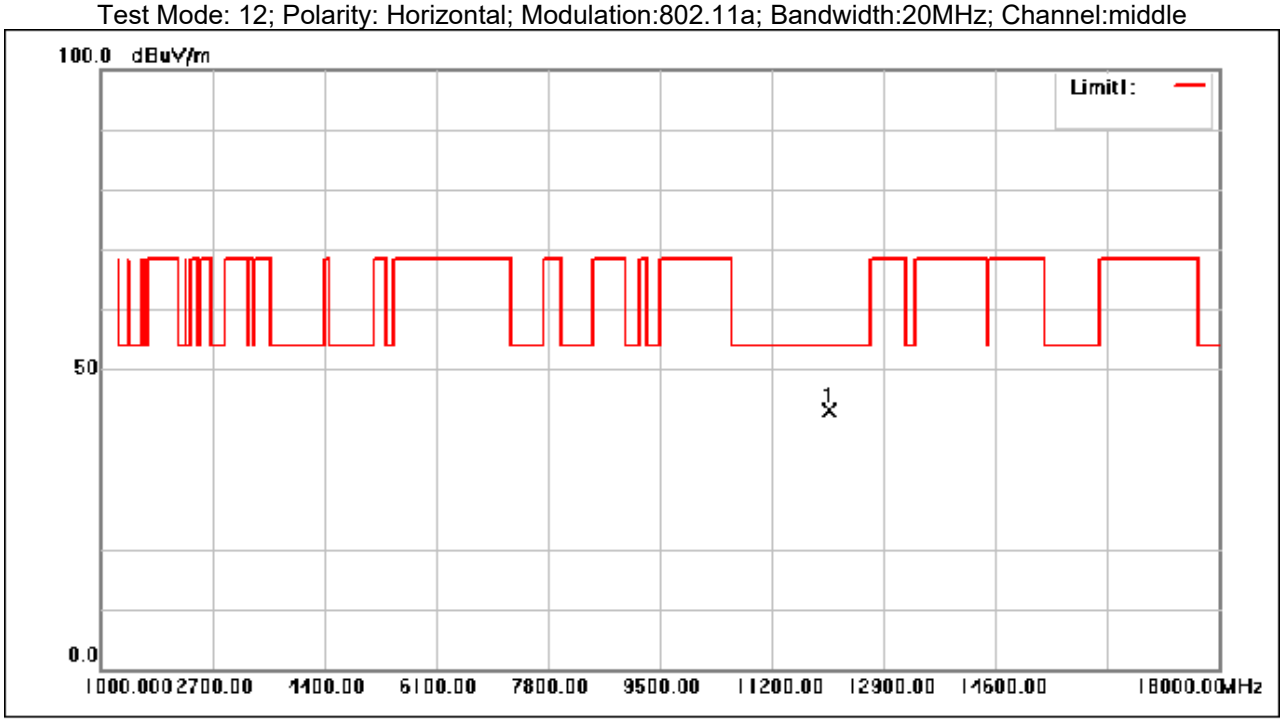

No.	Frequency (MHz)	Reading (dBuV)	Correction factor(dB/m)	Result (dBuV/m)	Limit (dBuV/m)	Margin (dB)	Remark
1	12068.720	40.47	2.54	43.01	54.00	-10.99	peak

Test Mode: 12; Polarity: Vertical; Modulation:802.11a; Bandwidth:20MHz; Channel:middle

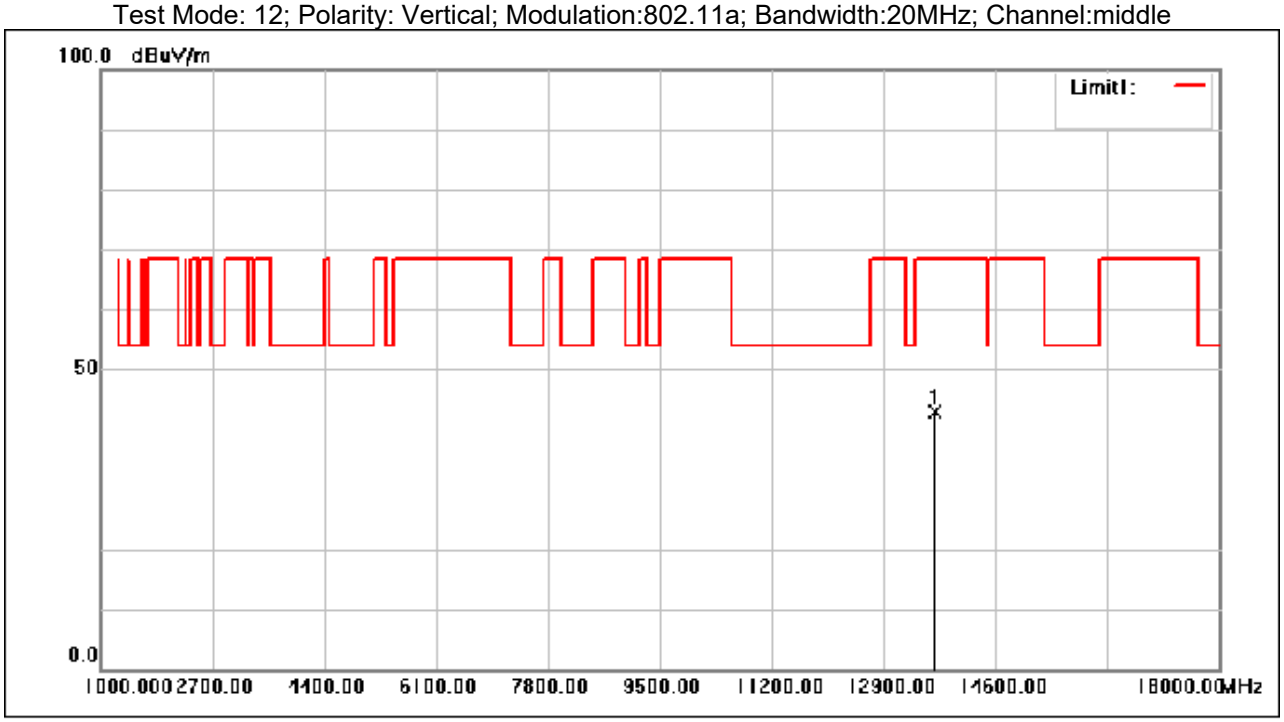

No.	Frequency (MHz)	Reading (dBuV)	Correction factor(dB/m)	Result (dBuV/m)	Limit (dBuV/m)	Margin (dB)	Remark
1	13672.810	39.82	2.99	42.81	68.30	-25.49	peak

Test Mode: 12; Polarity: Horizontal; Modulation:802.11a; Bandwidth:20MHz; Channel:High

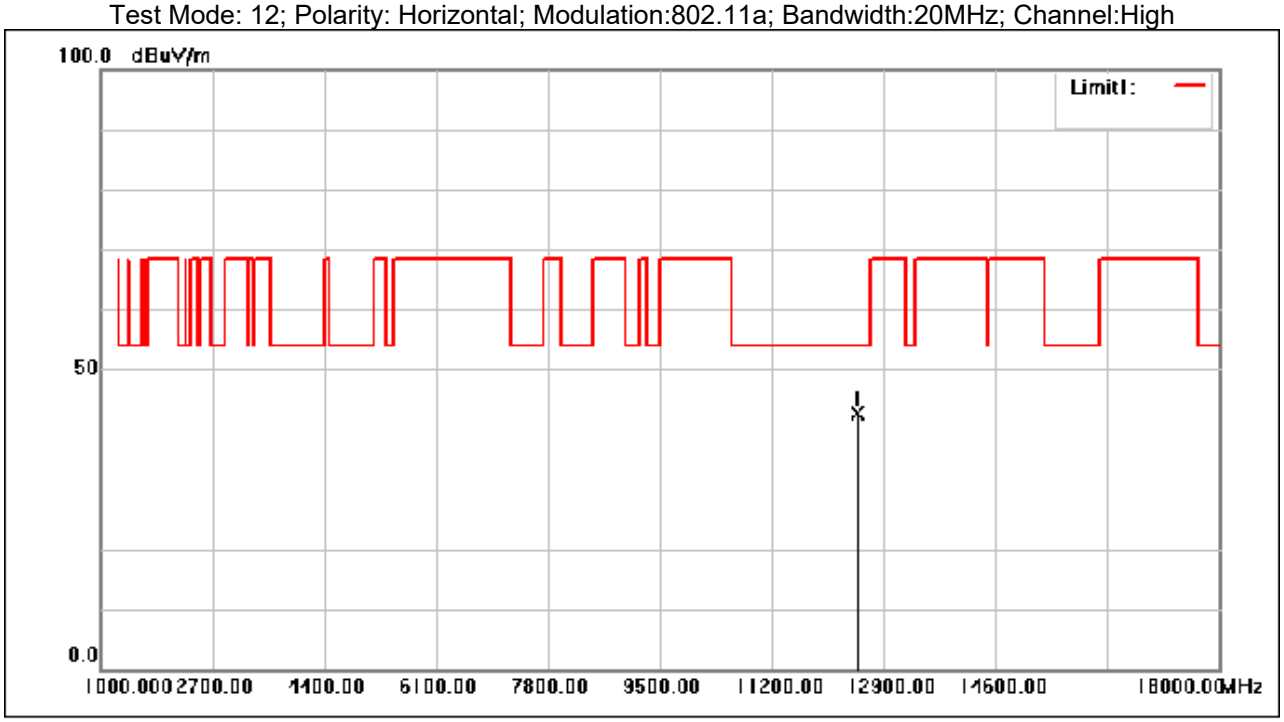

No.	Frequency (MHz)	Reading (dBuV)	Correction factor(dB/m)	Result (dBuV/m)	Limit (dBuV/m)	Margin (dB)	Remark
1	12492.990	40.66	2.06	42.72	54.00	-11.28	peak

Test Mode: 12; Polarity: Vertical; Modulation:802.11a; Bandwidth:20MHz; Channel:High

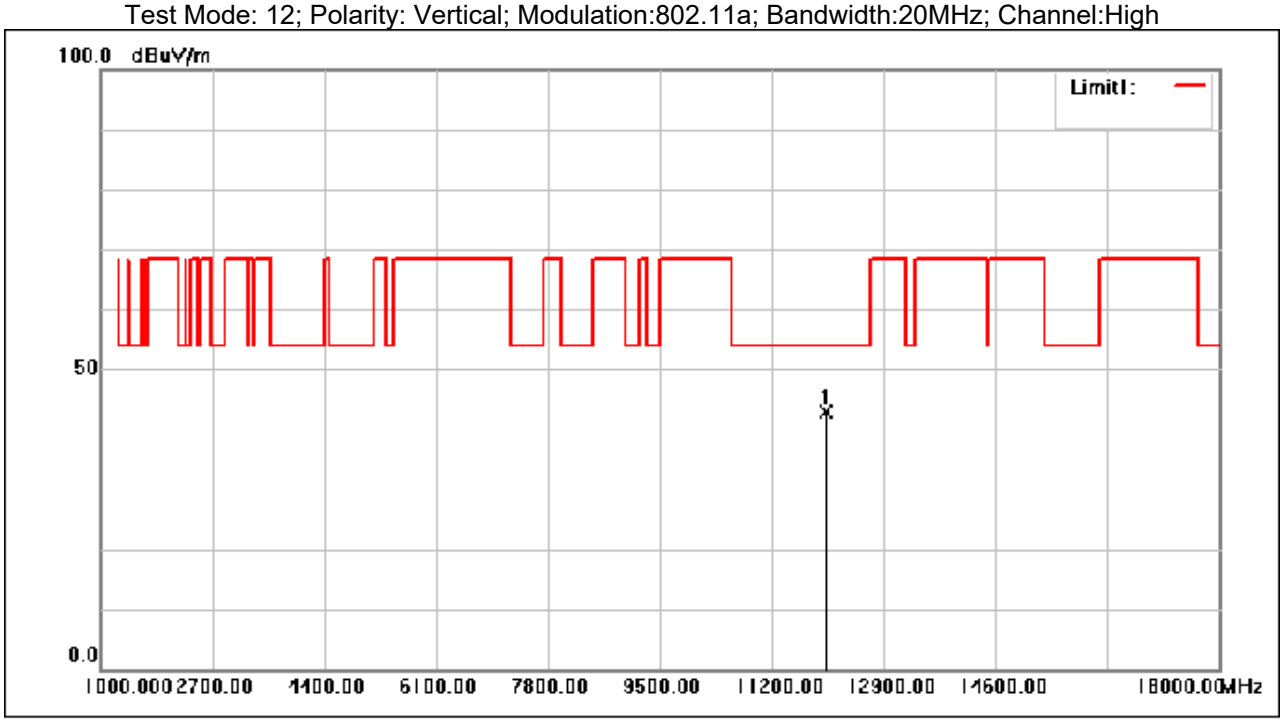

No.	Frequency (MHz)	Reading (dBuV)	Correction factor(dB/m)	Result (dBuV/m)	Limit (dBuV/m)	Margin (dB)	Remark
1	12032.270	40.26	2.57	42.83	54.00	-11.17	peak

Test Mode: 12; Polarity: Horizontal; Modulation:802.11ax(Full RU); Bandwidth:20MHz; Channel:Low

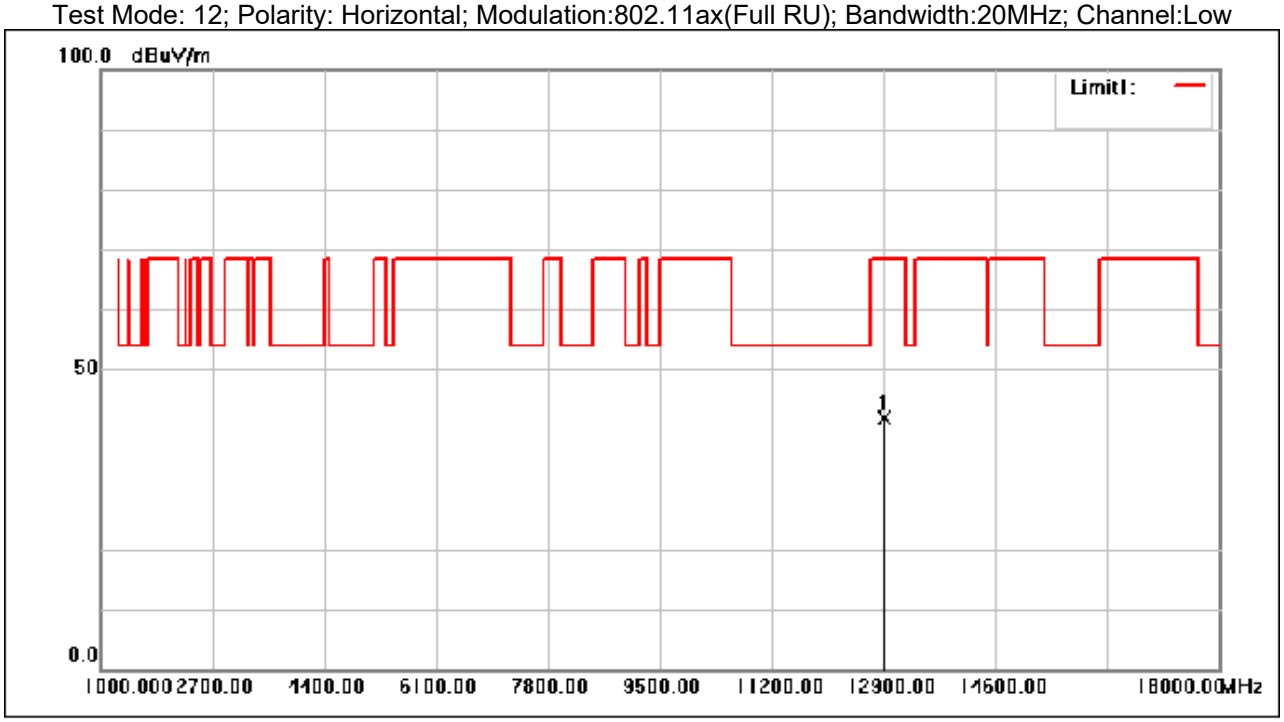

No.	Frequency (MHz)	Reading (dBuV)	Correction factor(dB/m)	Result (dBuV/m)	Limit (dBuV/m)	Margin (dB)	Remark
1	12906.210	38.41	3.44	41.85	68.30	-26.45	peak

Test Mode: 12; Polarity: Vertical; Modulation:802.11ax(Full RU); Bandwidth:20MHz; Channel:Low

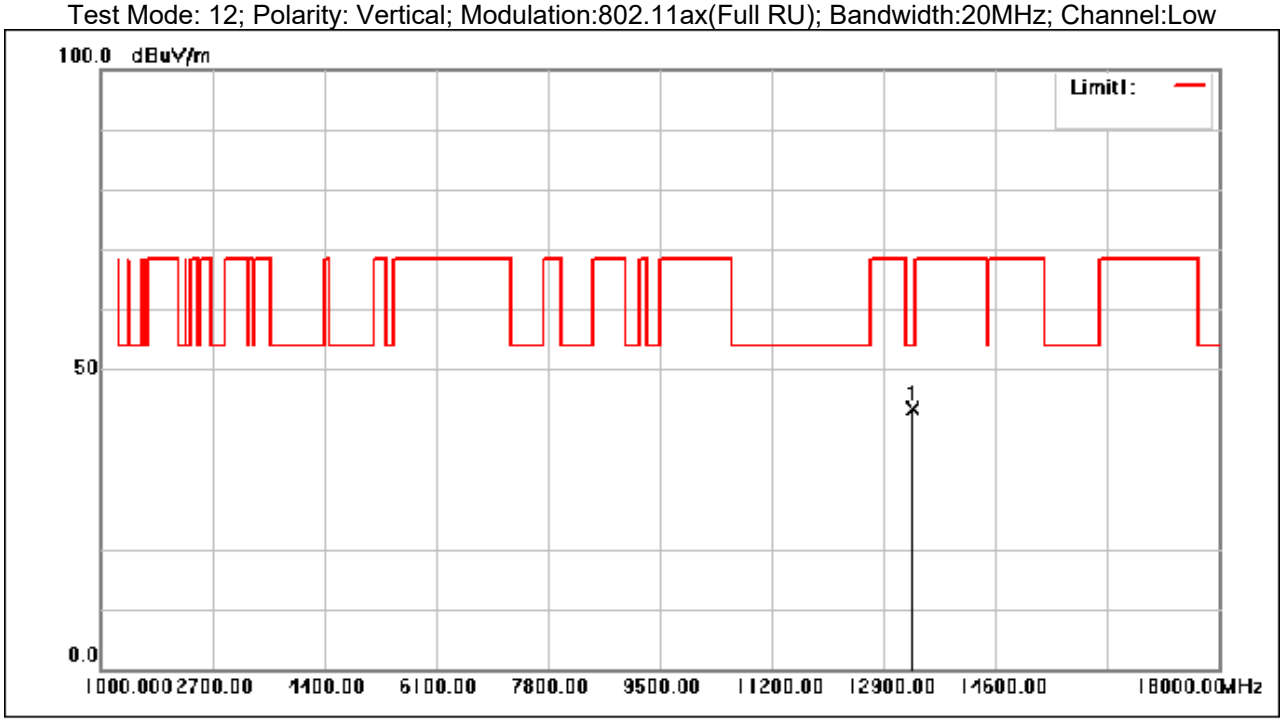

No.	Frequency (MHz)	Reading (dBuV)	Correction factor(dB/m)	Result (dBuV/m)	Limit (dBuV/m)	Margin (dB)	Remark
1	13333.530	40.47	2.92	43.39	54.00	-10.61	peak

Test Mode: 12; Polarity: Horizontal; Modulation:802.11ax(Full RU); Bandwidth:20MHz; Channel:middle

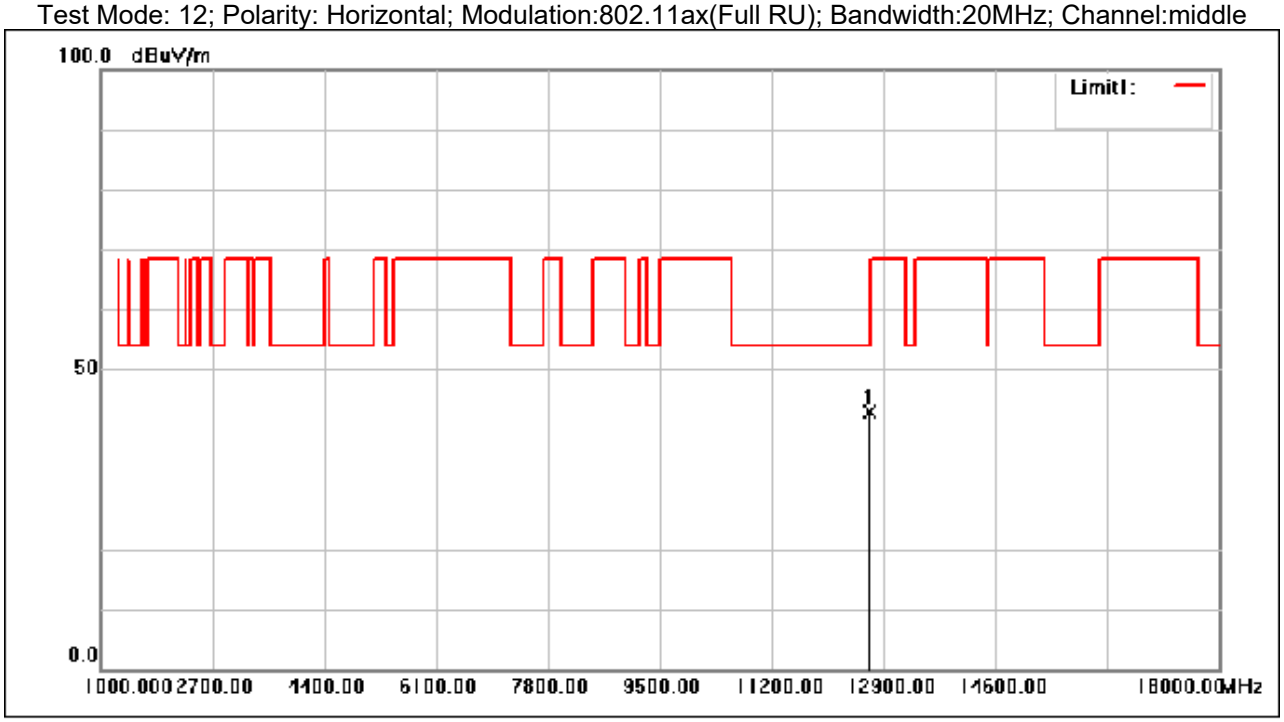

No.	Frequency (MHz)	Reading (dBuV)	Correction factor(dB/m)	Result (dBuV/m)	Limit (dBuV/m)	Margin (dB)	Remark
1	12682.660	40.15	2.68	42.83	54.00	-11.17	peak

Test Mode: 12; Polarity: Vertical; Modulation:802.11ax(Full RU); Bandwidth:20MHz; Channel:middle

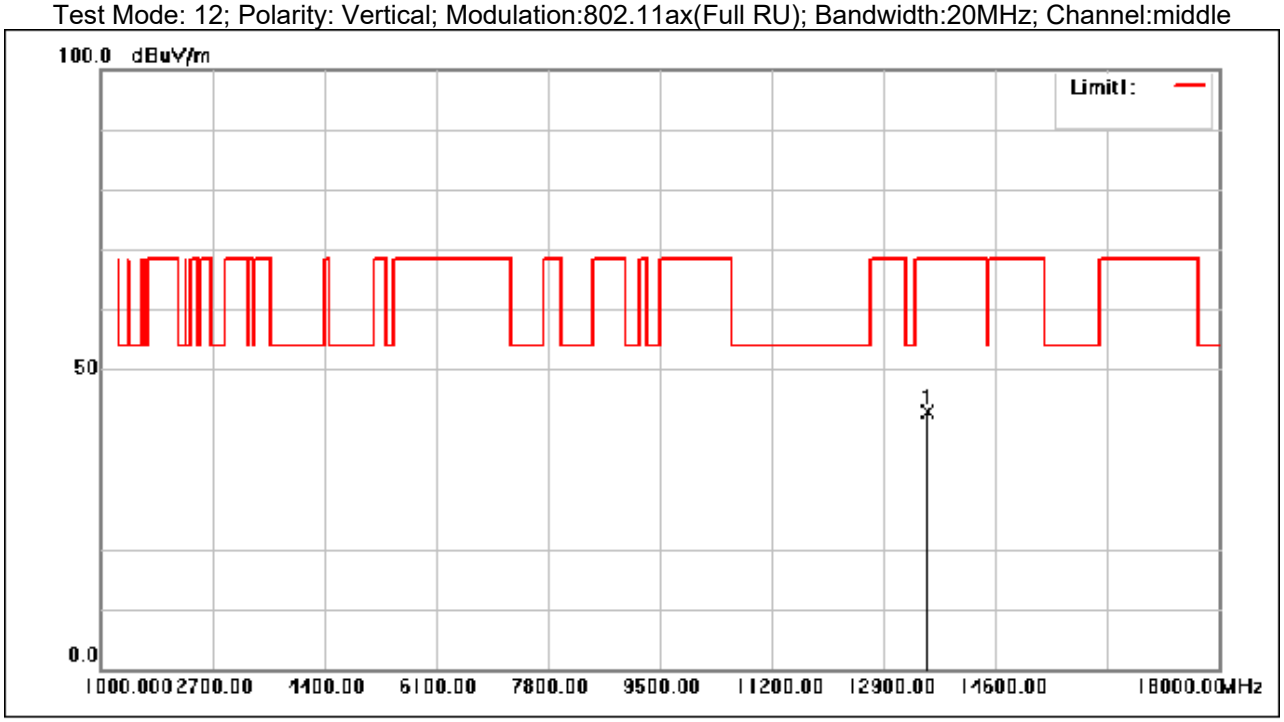

No.	Frequency (MHz)	Reading (dBuV)	Correction factor(dB/m)	Result (dBuV/m)	Limit (dBuV/m)	Margin (dB)	Remark
1	13578.180	40.24	2.72	42.96	68.30	-25.34	peak

Test Mode: 12; Polarity: Horizontal; Modulation:802.11ax(Full RU); Bandwidth:20MHz; Channel:High

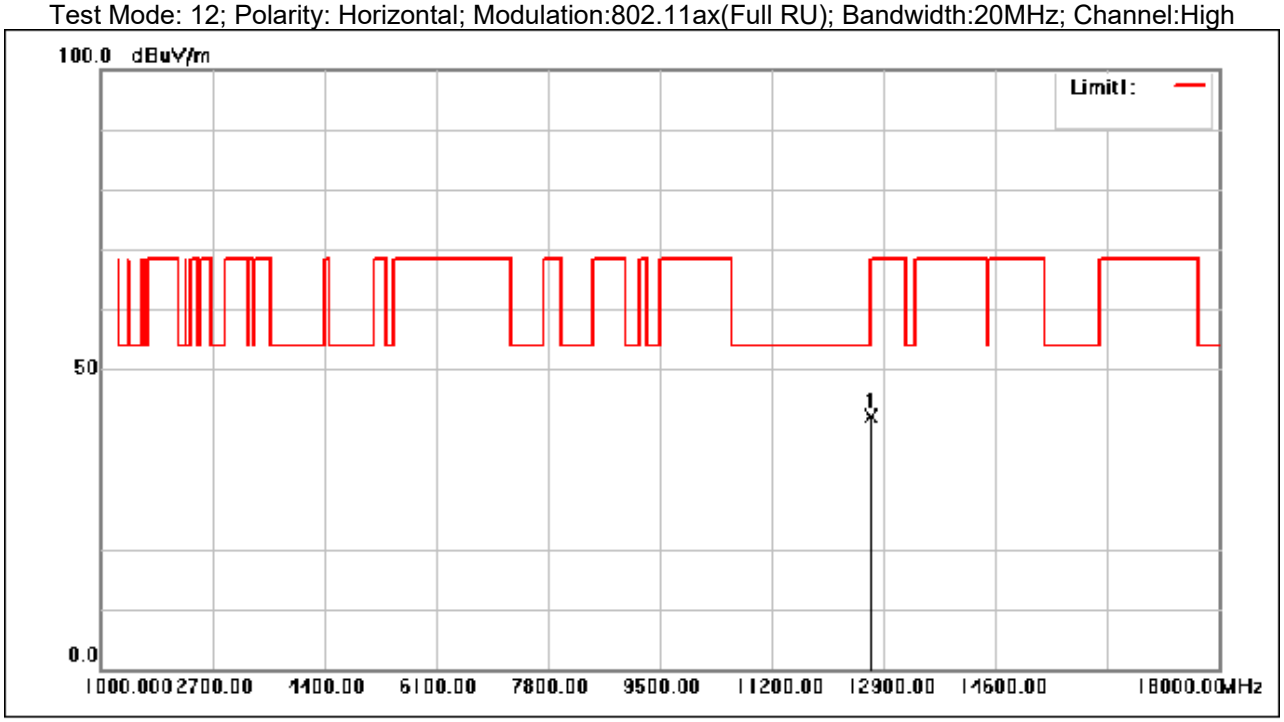

No.	Frequency (MHz)	Reading (dBuV)	Correction factor(dB/m)	Result (dBuV/m)	Limit (dBuV/m)	Margin (dB)	Remark
1	12707.710	39.34	2.77	42.11	68.30	-26.19	peak

Test Mode: 12; Polarity: Vertical; Modulation:802.11ax(Full RU); Bandwidth:20MHz; Channel:High

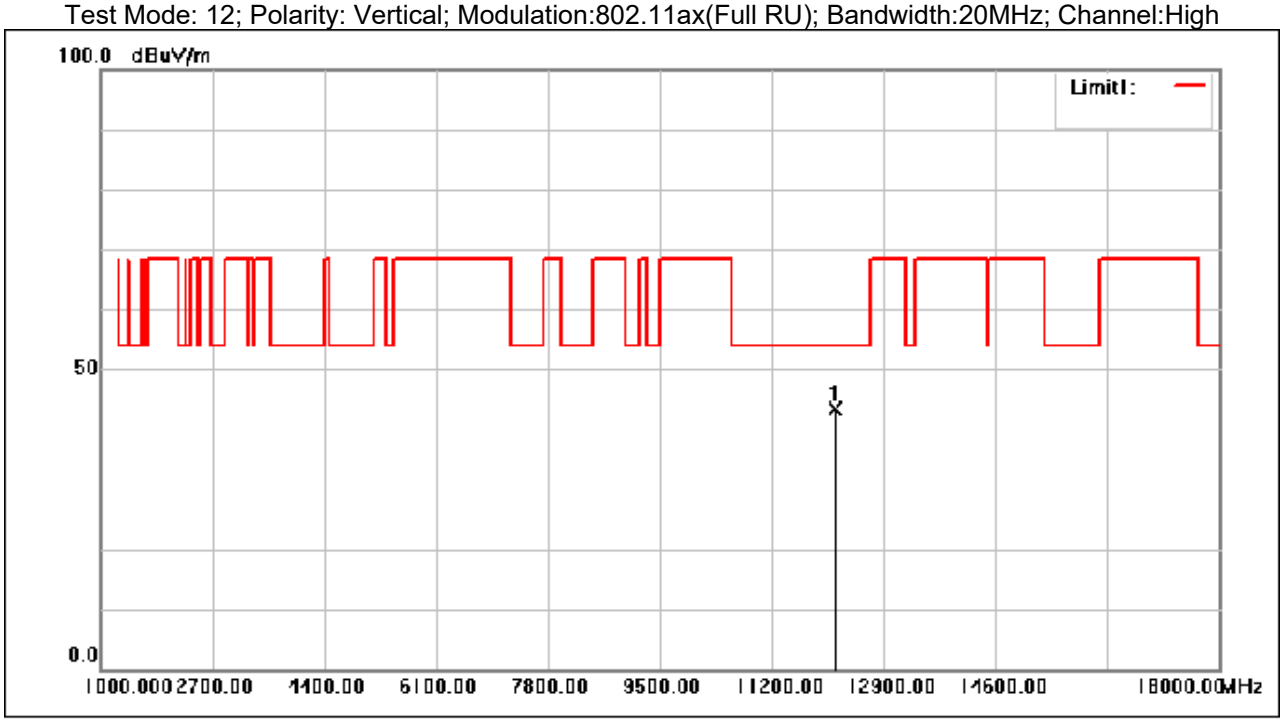

No.	Frequency (MHz)	Reading (dBuV)	Correction factor(dB/m)	Result (dBuV/m)	Limit (dBuV/m)	Margin (dB)	Remark
1	12160.260	41.04	2.43	43.47	54.00	-10.53	peak

Test Mode: 12; Polarity: Horizontal ; Modulation:802.11ax(RU26_Left); Bandwidth:20MHz; Channel:Low

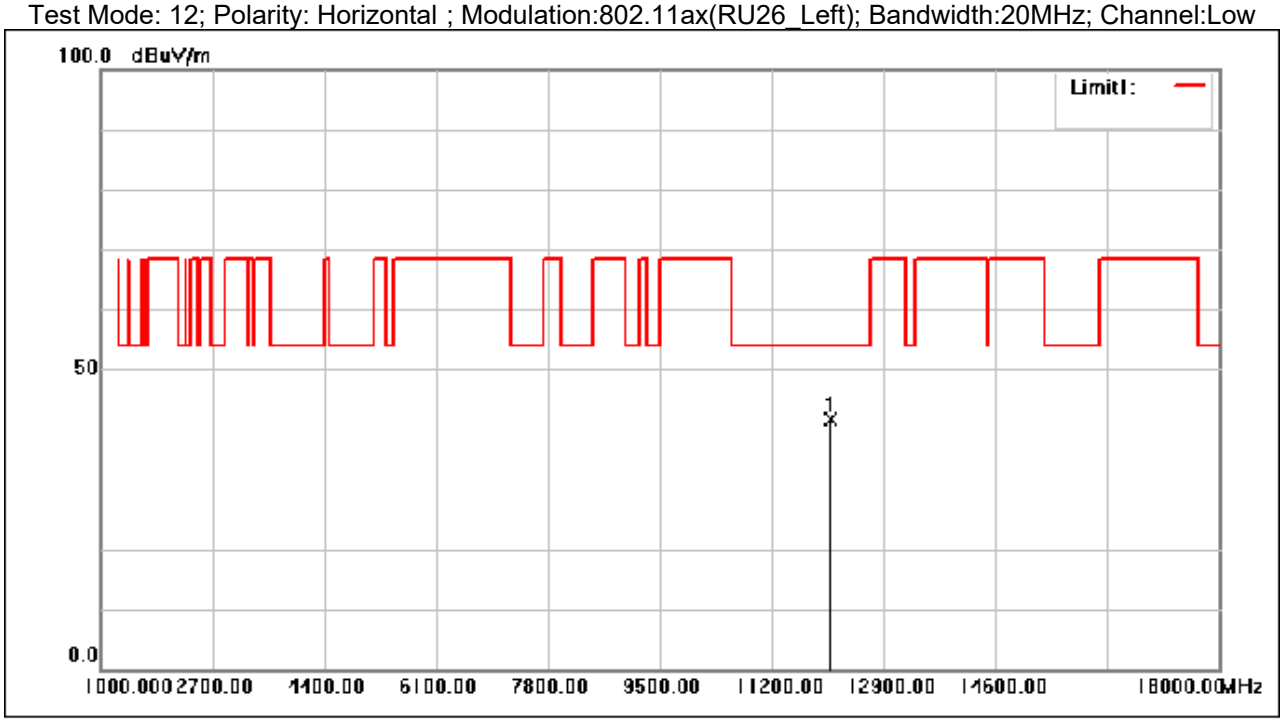

No.	Frequency (MHz)	Reading (dBuV)	Correction factor(dB/m)	Result (dBuV/m)	Limit (dBuV/m)	Margin (dB)	Remark
1	12085.150	39.04	2.52	41.56	54.00	-12.44	peak

Test Mode: 12; Polarity: Vertical ; Modulation:802.11ax(RU26_Left); Bandwidth:20MHz; Channel:Low

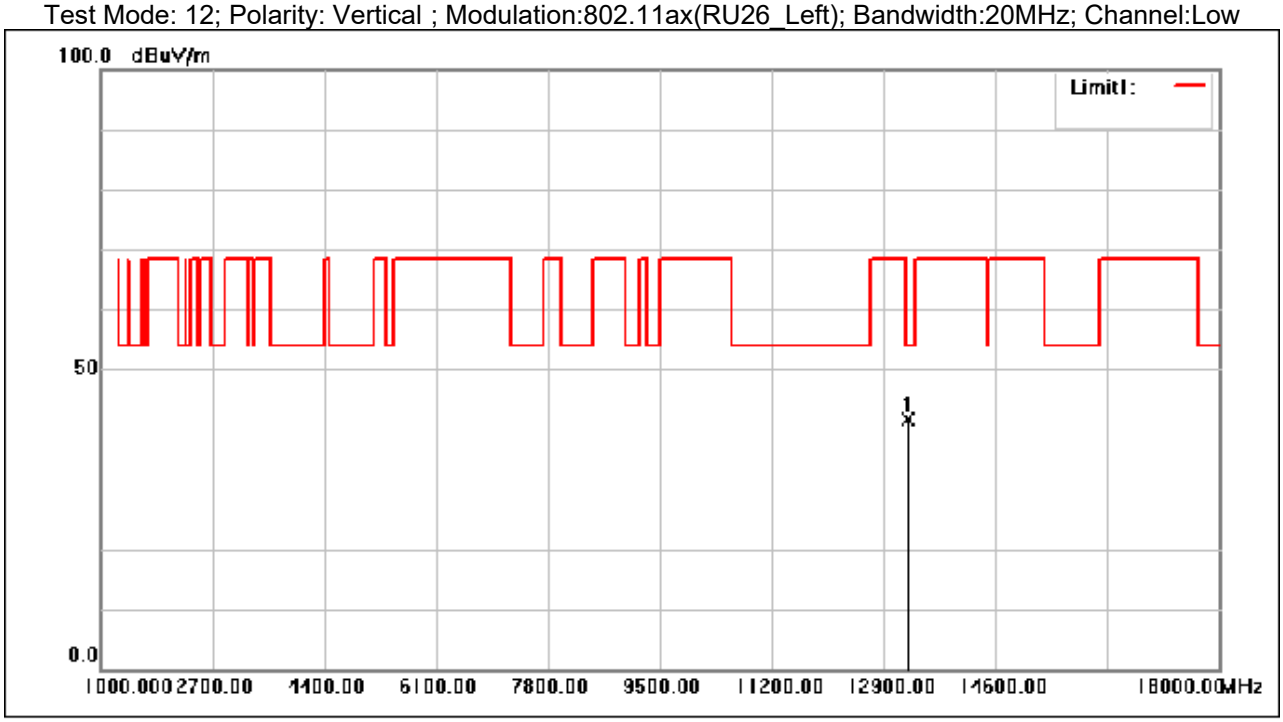

No.	Frequency (MHz)	Reading (dBuV)	Correction factor(dB/m)	Result (dBuV/m)	Limit (dBuV/m)	Margin (dB)	Remark
1	13284.350	38.60	3.05	41.65	54.00	-12.35	peak

Test Mode: 12; Polarity: Horizontal ; Modulation:802.11ax(RU26_Middle); Bandwidth:20MHz;
Channel:Middle

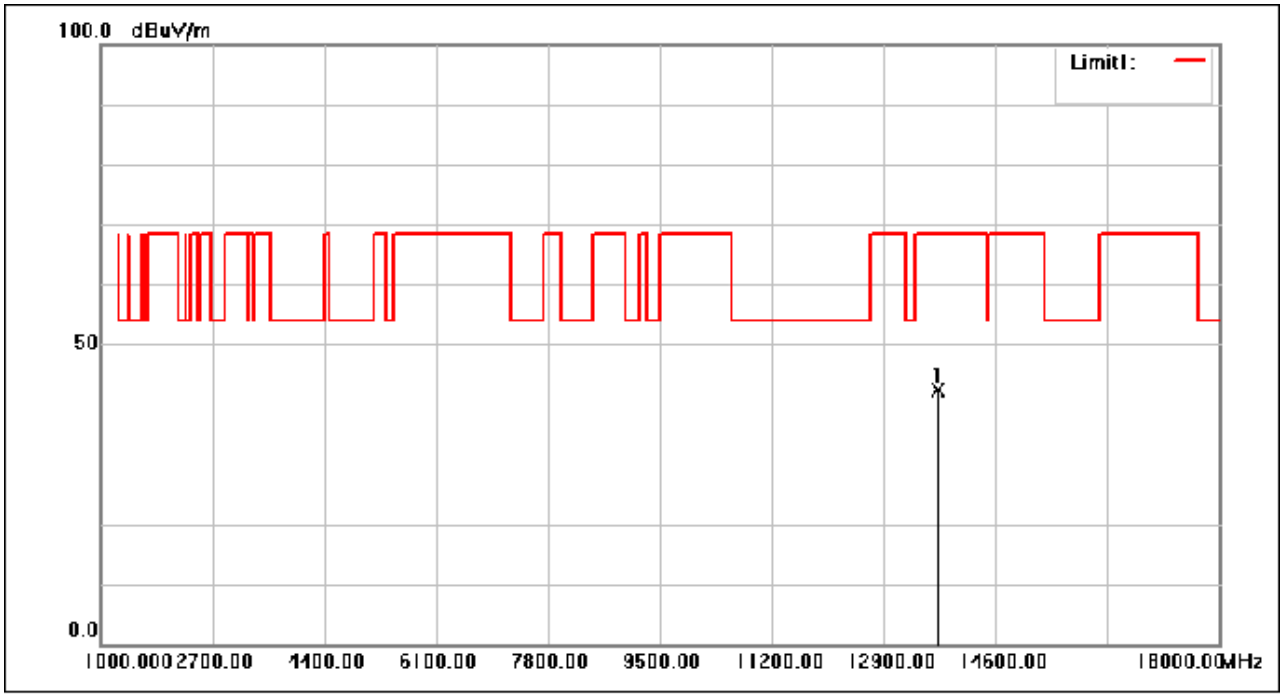

No.	Frequency (MHz)	Reading (dBuV)	Correction factor(dB/m)	Result (dBuV/m)	Limit (dBuV/m)	Margin (dB)	Remark
1	13722.130	39.20	3.13	42.33	68.30	-25.97	peak

Test Mode: 12; Polarity: Vertical ; Modulation:802.11ax(RU26_Middle); Bandwidth:20MHz; Channel:Middle

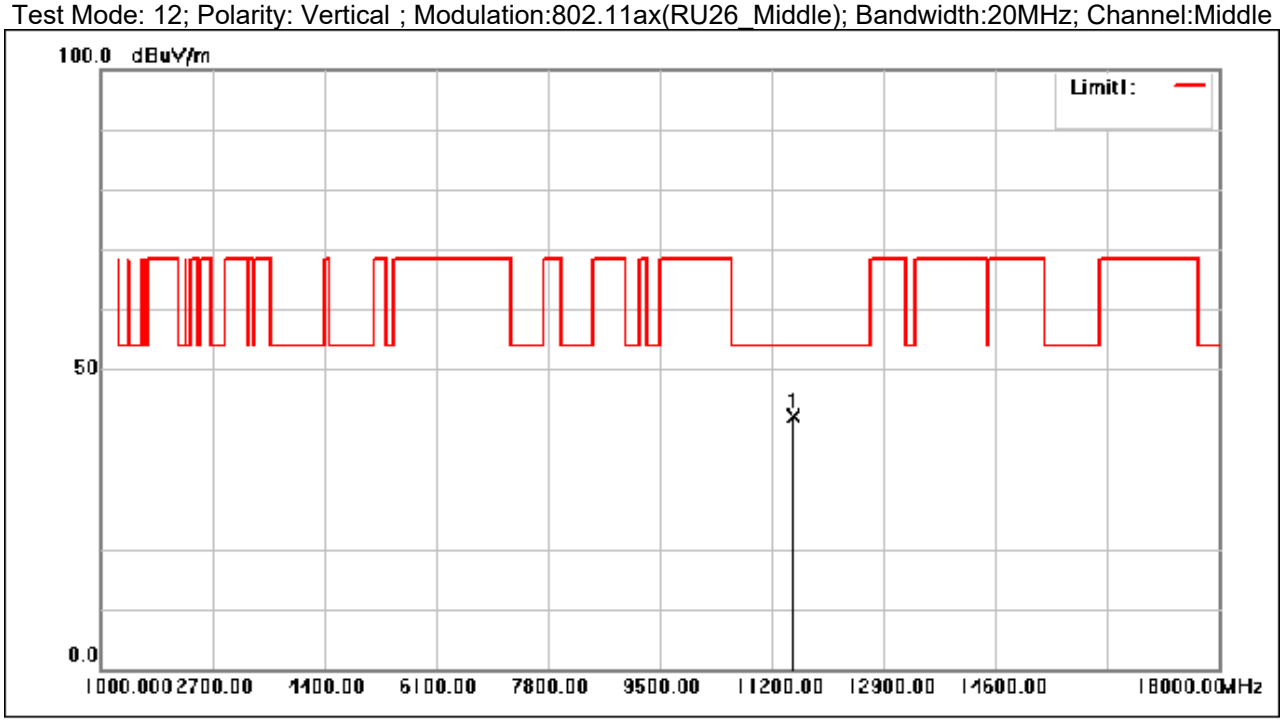

No.	Frequency (MHz)	Reading (dBuV)	Correction factor(dB/m)	Result (dBuV/m)	Limit (dBuV/m)	Margin (dB)	Remark
1	11520.140	41.15	1.02	42.17	54.00	-11.83	peak

Test Mode: 12; Polarity: Horizontal ; Modulation:802.11ax(RU26_Right); Bandwidth:20MHz; Channel:High

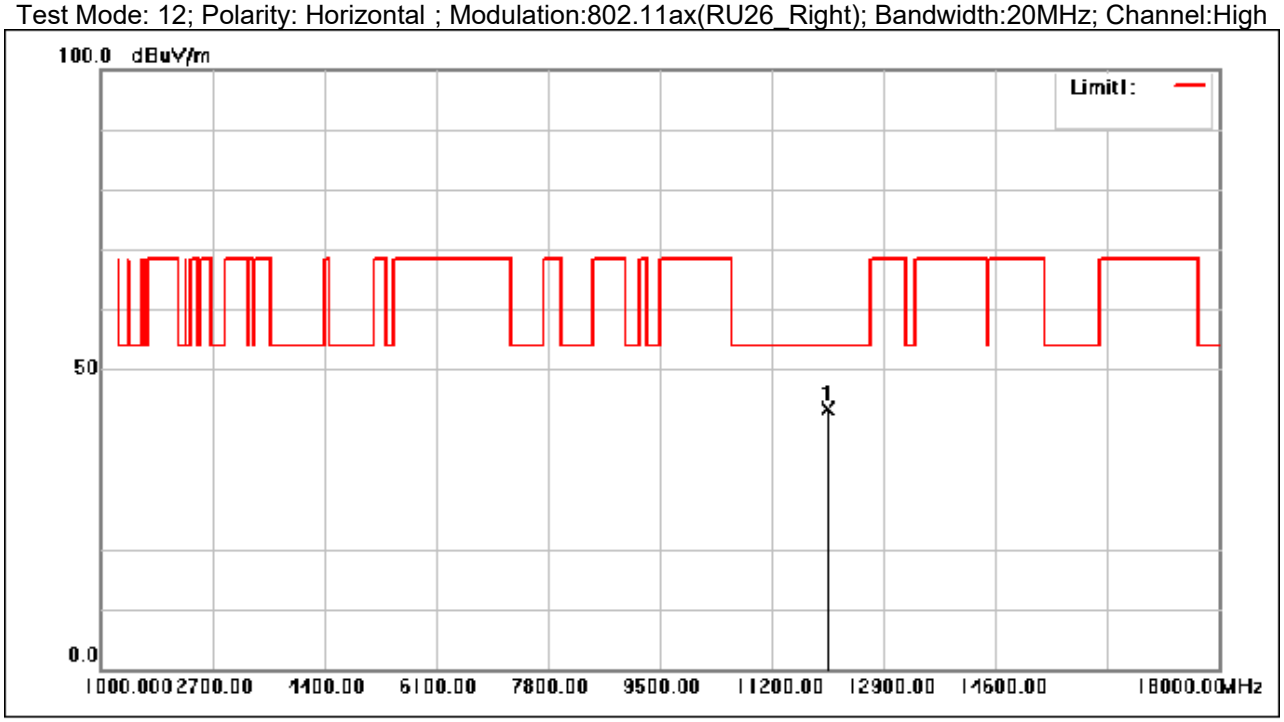

No.	Frequency (MHz)	Reading (dBuV)	Correction factor(dB/m)	Result (dBuV/m)	Limit (dBuV/m)	Margin (dB)	Remark
1	12051.050	40.73	2.55	43.28	54.00	-10.72	peak

Test Mode: 12; Polarity: Vertical ; Modulation:802.11ax(RU26_Right); Bandwidth:20MHz; Channel:High

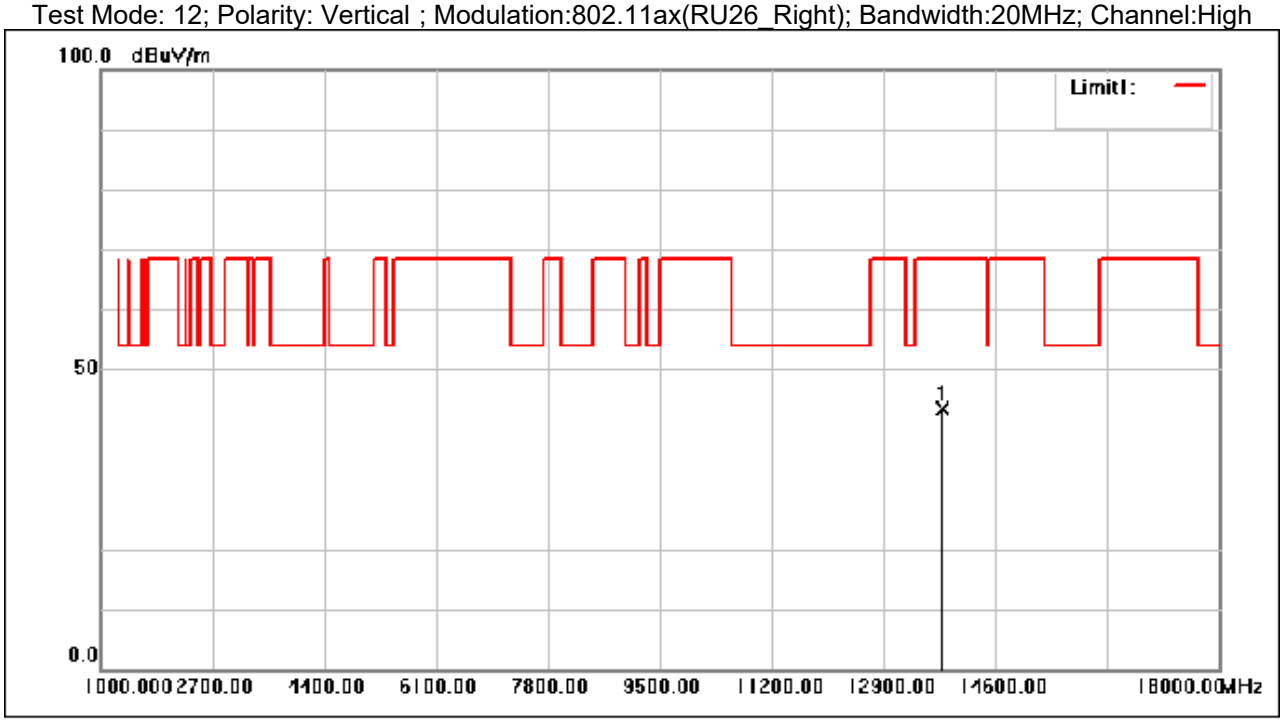

No.	Frequency (MHz)	Reading (dBuV)	Correction factor(dB/m)	Result (dBuV/m)	Limit (dBuV/m)	Margin (dB)	Remark
1	13795.340	40.03	3.33	43.36	68.30	-24.94	peak

Test Mode: 12; Polarity: Horizontal ; Modulation:802.11ax(RU52_Left); Bandwidth:20MHz; Channel:Low

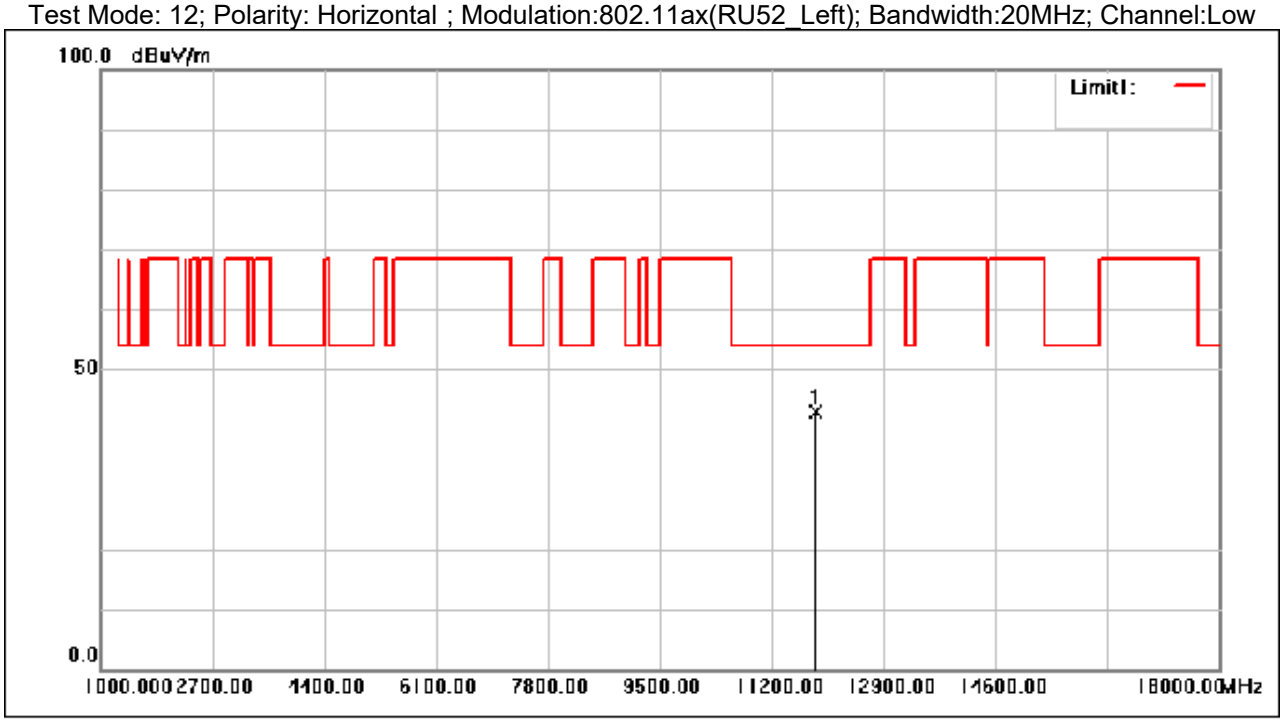

No.	Frequency (MHz)	Reading (dBuV)	Correction factor(dB/m)	Result (dBuV/m)	Limit (dBuV/m)	Margin (dB)	Remark
1	11874.480	40.66	2.20	42.86	54.00	-11.14	peak

Test Mode: 12; Polarity: Vertical ; Modulation:802.11ax(RU52_Left); Bandwidth:20MHz; Channel:Low

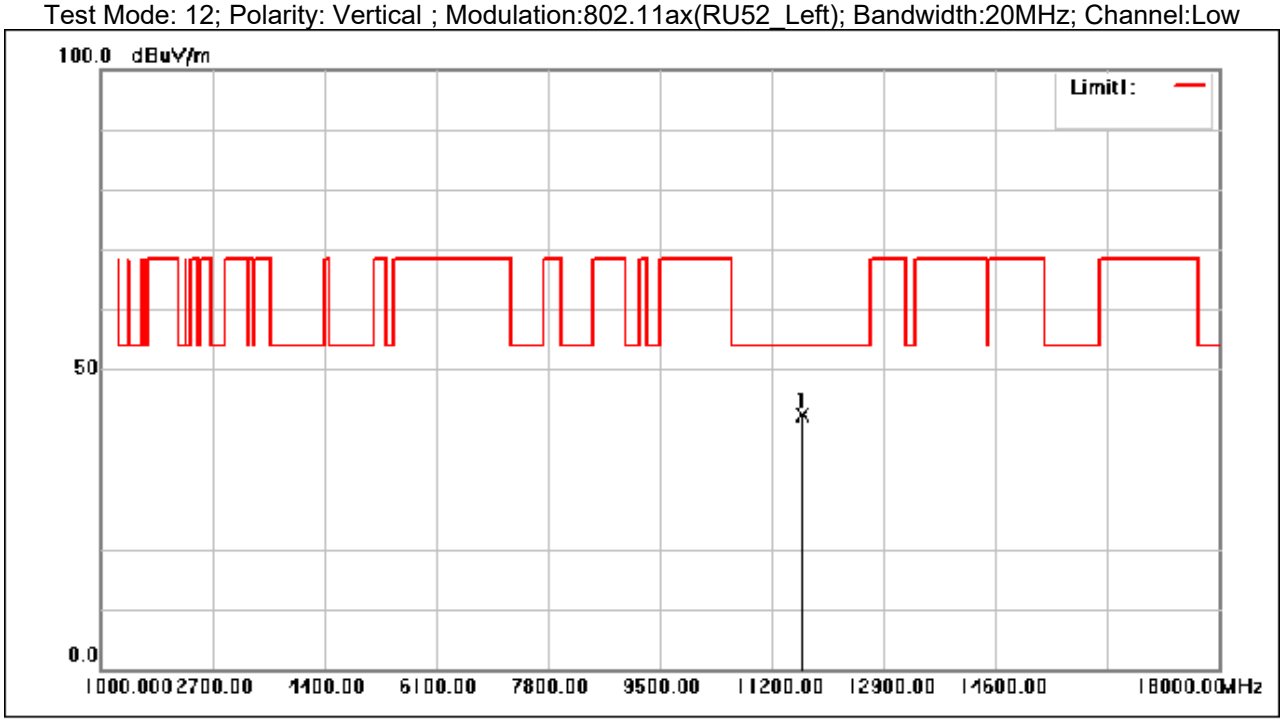

No.	Frequency (MHz)	Reading (dBuV)	Correction factor(dB/m)	Result (dBuV/m)	Limit (dBuV/m)	Margin (dB)	Remark
1	11655.660	40.84	1.47	42.31	54.00	-11.69	peak

Test Mode: 12; Polarity: Horizontal ; Modulation:802.11ax(RU52_Right); Bandwidth:20MHz; Channel:High

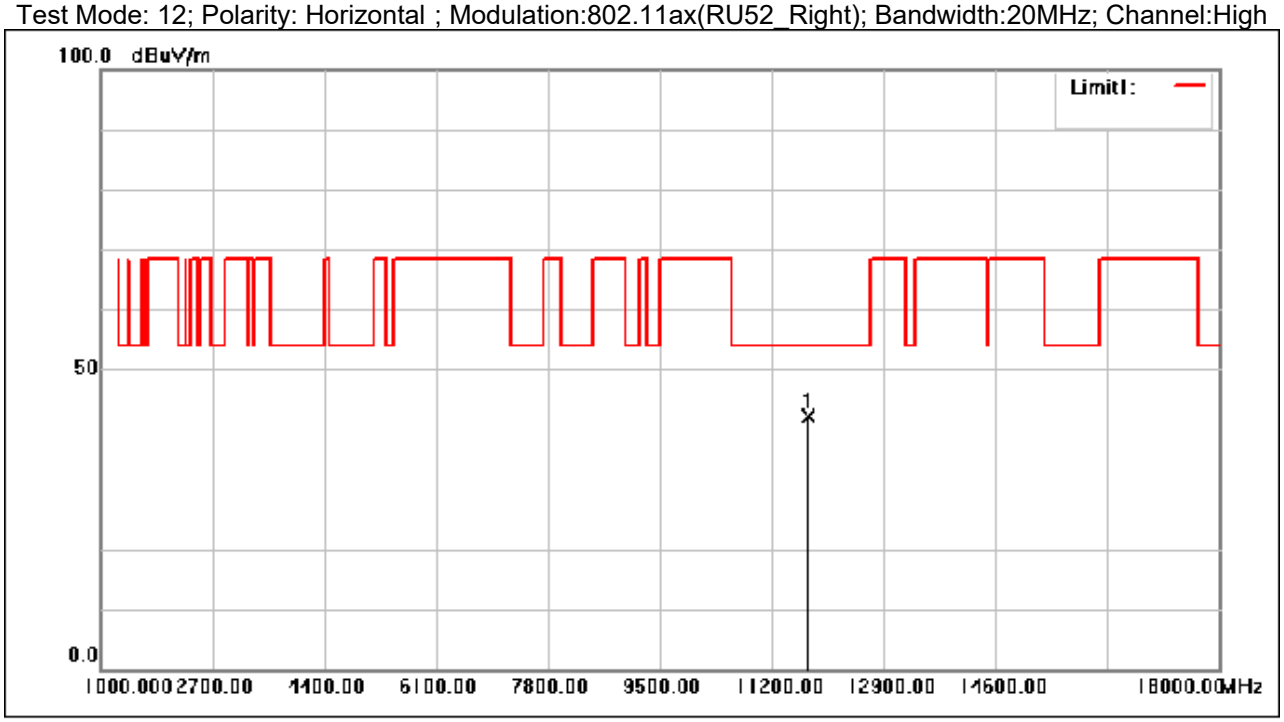

No.	Frequency (MHz)	Reading (dBuV)	Correction factor(dB/m)	Result (dBuV/m)	Limit (dBuV/m)	Margin (dB)	Remark
1	11753.360	40.40	1.79	42.19	54.00	-11.81	peak

Test Mode: 12; Polarity: Vertical ; Modulation:802.11ax(RU52_Right); Bandwidth:20MHz; Channel:High

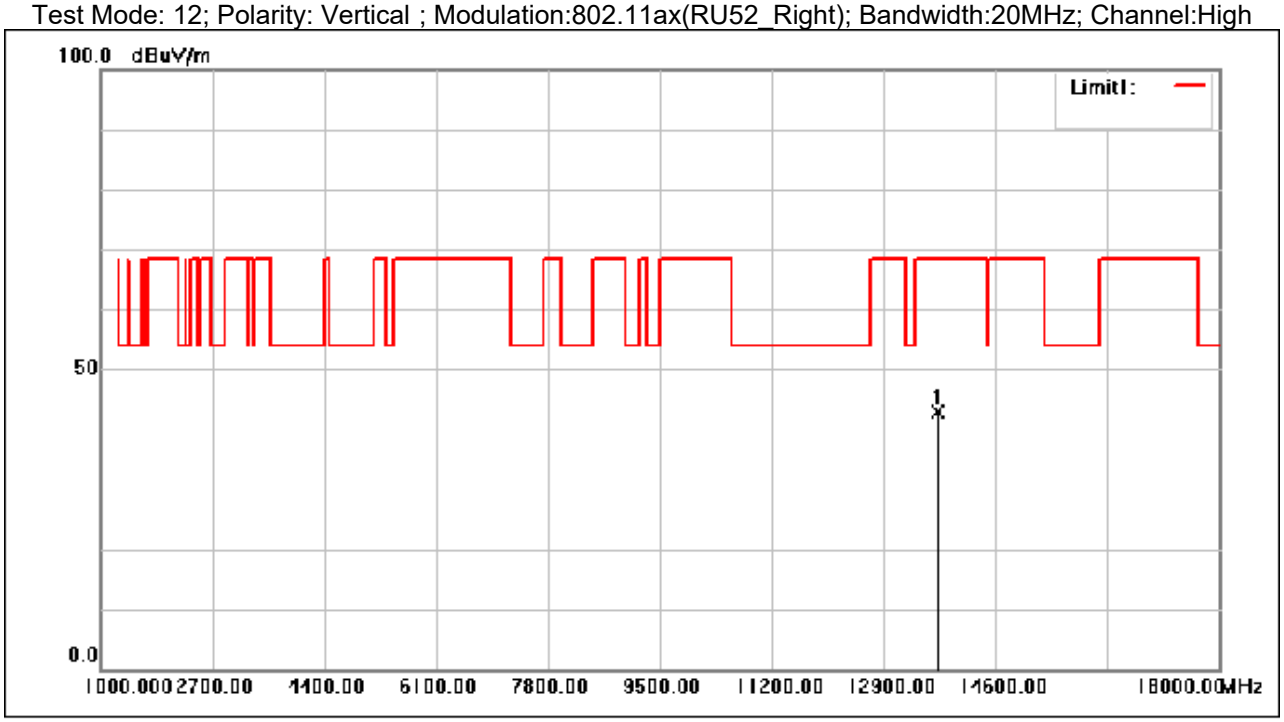

No.	Frequency (MHz)	Reading (dBuV)	Correction factor(dB/m)	Result (dBuV/m)	Limit (dBuV/m)	Margin (dB)	Remark
1	13733.480	39.83	3.16	42.99	68.30	-25.31	peak

Test Mode: 12; Polarity: Horizontal ; Modulation:802.11ax(RU106_Left); Bandwidth:20MHz; Channel:Low

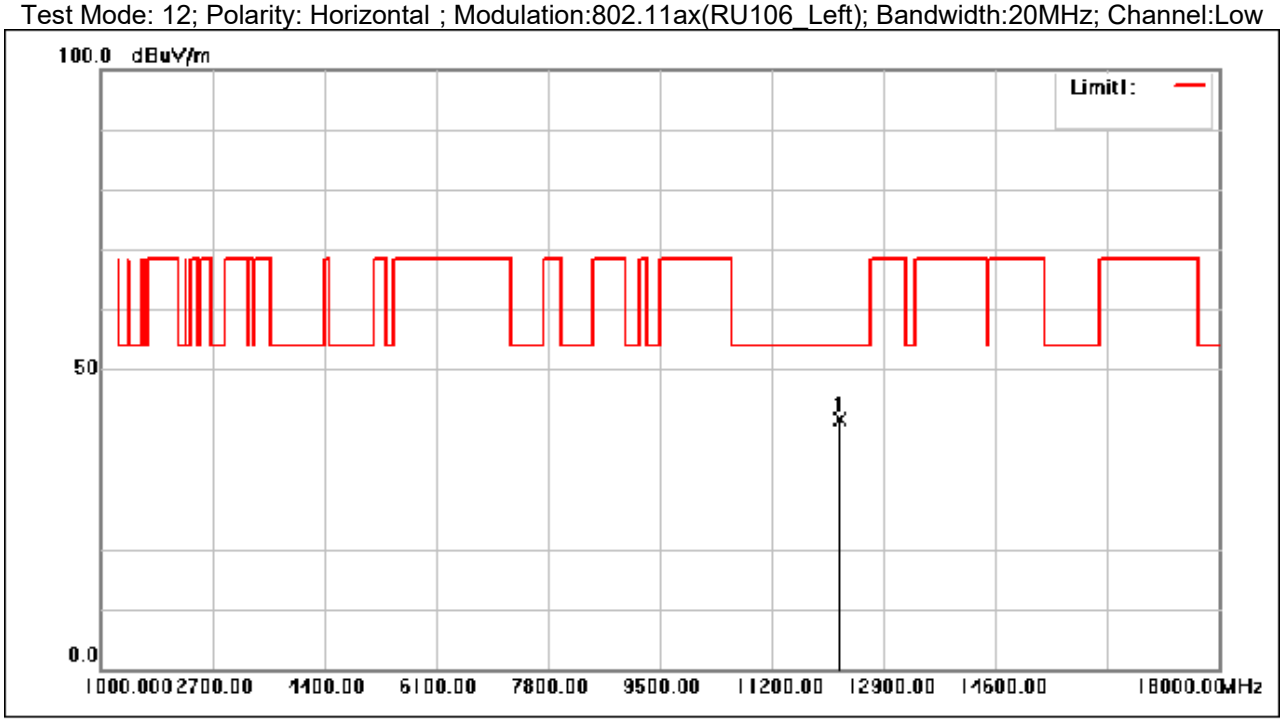

No.	Frequency (MHz)	Reading (dBuV)	Correction factor(dB/m)	Result (dBuV/m)	Limit (dBuV/m)	Margin (dB)	Remark
1	12229.420	39.39	2.36	41.75	54.00	-12.25	peak

Test Mode: 12; Polarity: Vertical ; Modulation:802.11ax(RU106_Left); Bandwidth:20MHz; Channel:Low

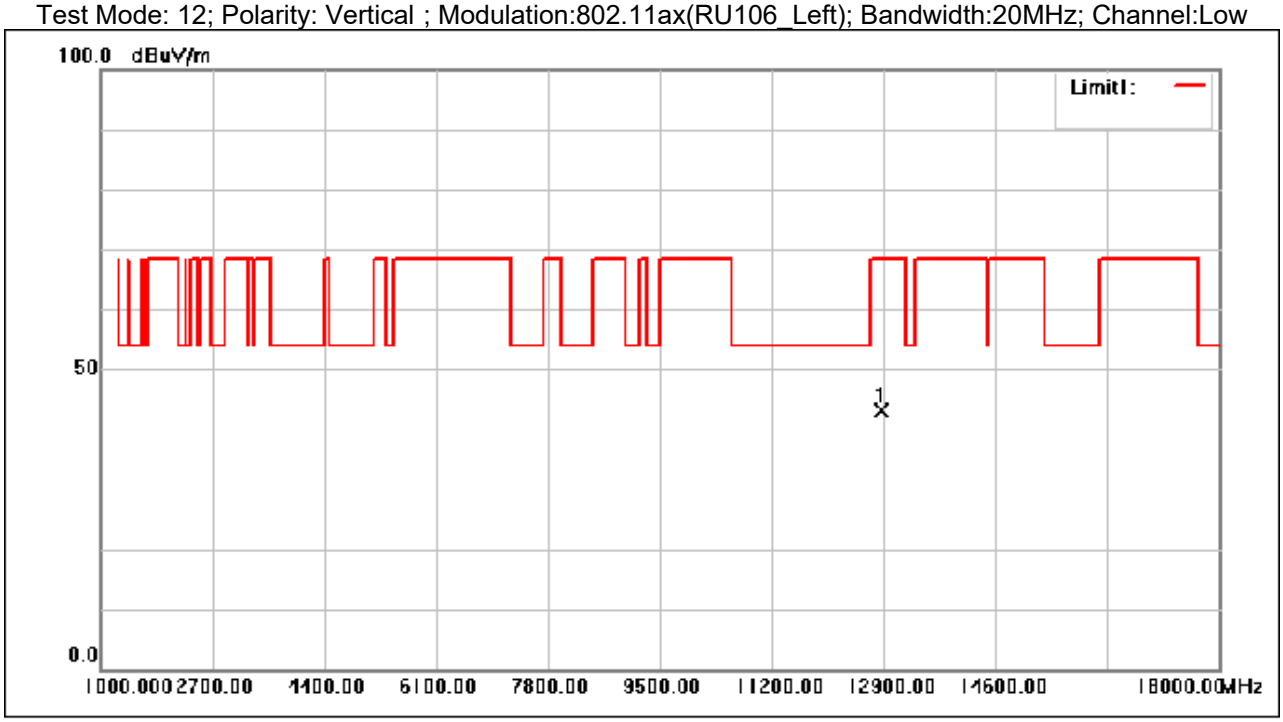

No.	Frequency (MHz)	Reading (dBuV)	Correction factor(dB/m)	Result (dBuV/m)	Limit (dBuV/m)	Margin (dB)	Remark
1	12872.410	39.81	3.33	43.14	68.30	-25.16	peak

Test Mode: 12; Polarity: Horizontal ; Modulation:802.11ax(RU106_Right); Bandwidth:20MHz; Channel:High

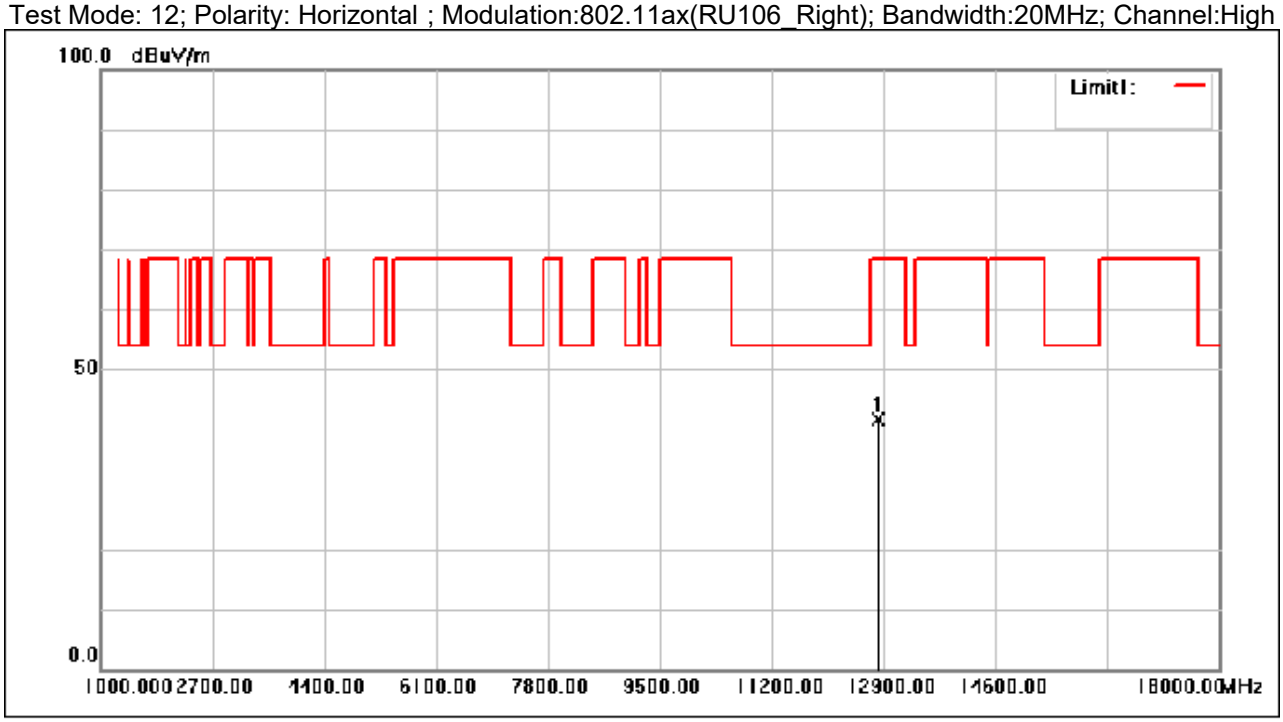

No.	Frequency (MHz)	Reading (dBuV)	Correction factor(dB/m)	Result (dBuV/m)	Limit (dBuV/m)	Margin (dB)	Remark
1	12827.020	38.54	3.17	41.71	68.30	-26.59	peak

Test Mode: 12; Polarity: Vertical ; Modulation:802.11ax(RU106_Right); Bandwidth:20MHz; Channel:High

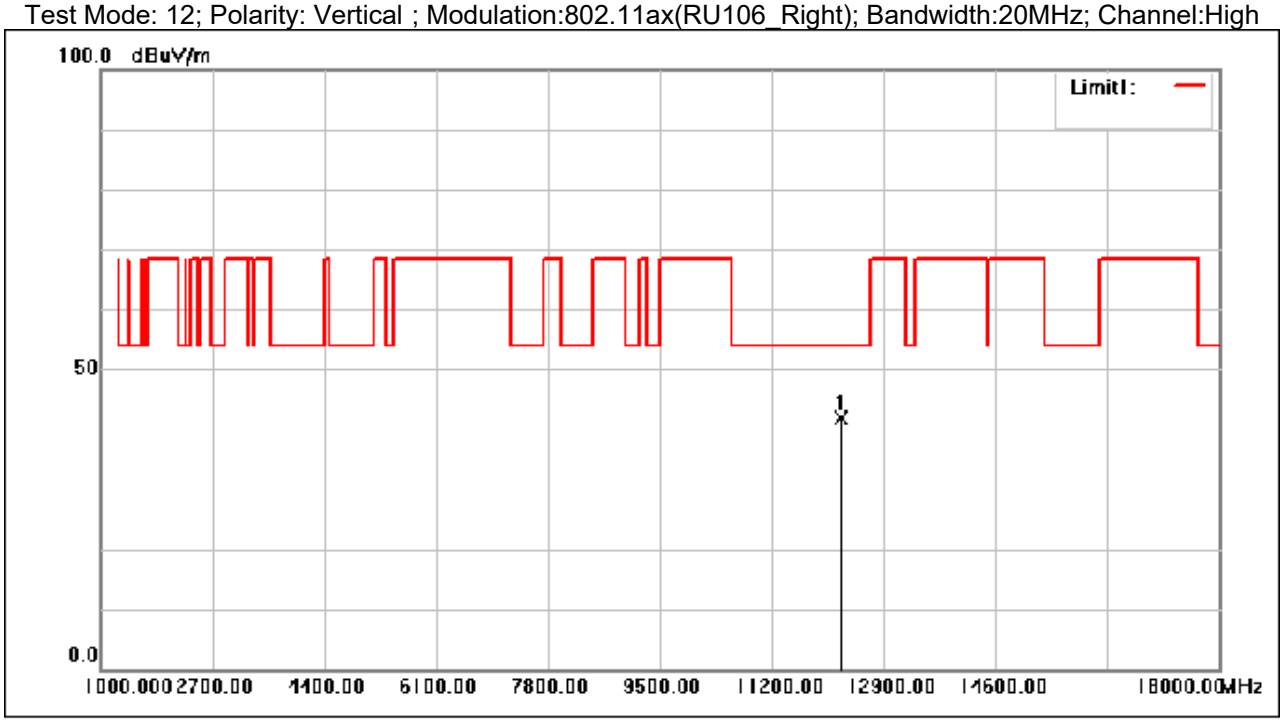

No.	Frequency (MHz)	Reading (dBuV)	Correction factor(dB/m)	Result (dBuV/m)	Limit (dBuV/m)	Margin (dB)	Remark
1	12251.160	39.52	2.33	41.85	54.00	-12.15	peak

Test Mode: 13; Polarity: Horizontal; Modulation:802.11a; Bandwidth:20MHz; Channel:Low

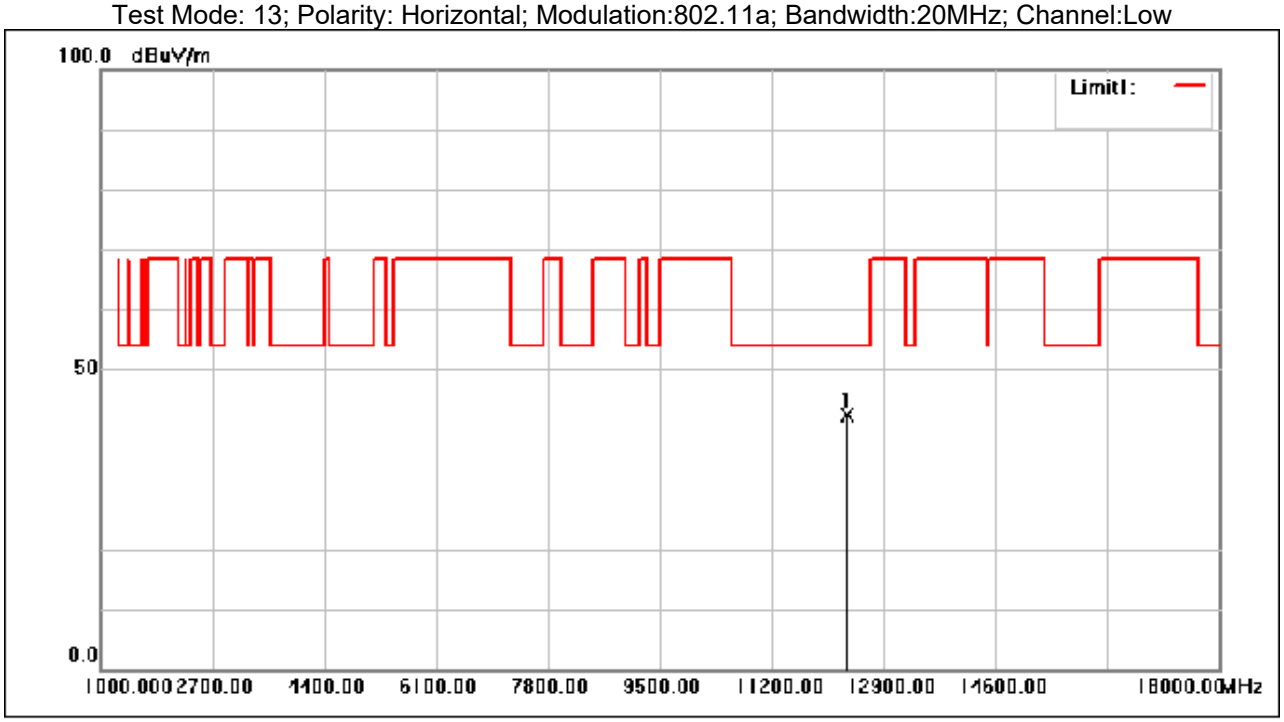

No.	Frequency (MHz)	Reading (dBuV)	Correction factor(dB/m)	Result (dBuV/m)	Limit (dBuV/m)	Margin (dB)	Remark
1	12352.060	40.23	2.22	42.45	54.00	-11.55	peak

Test Mode: 13; Polarity: Vertical; Modulation:802.11a; Bandwidth:20MHz; Channel:Low

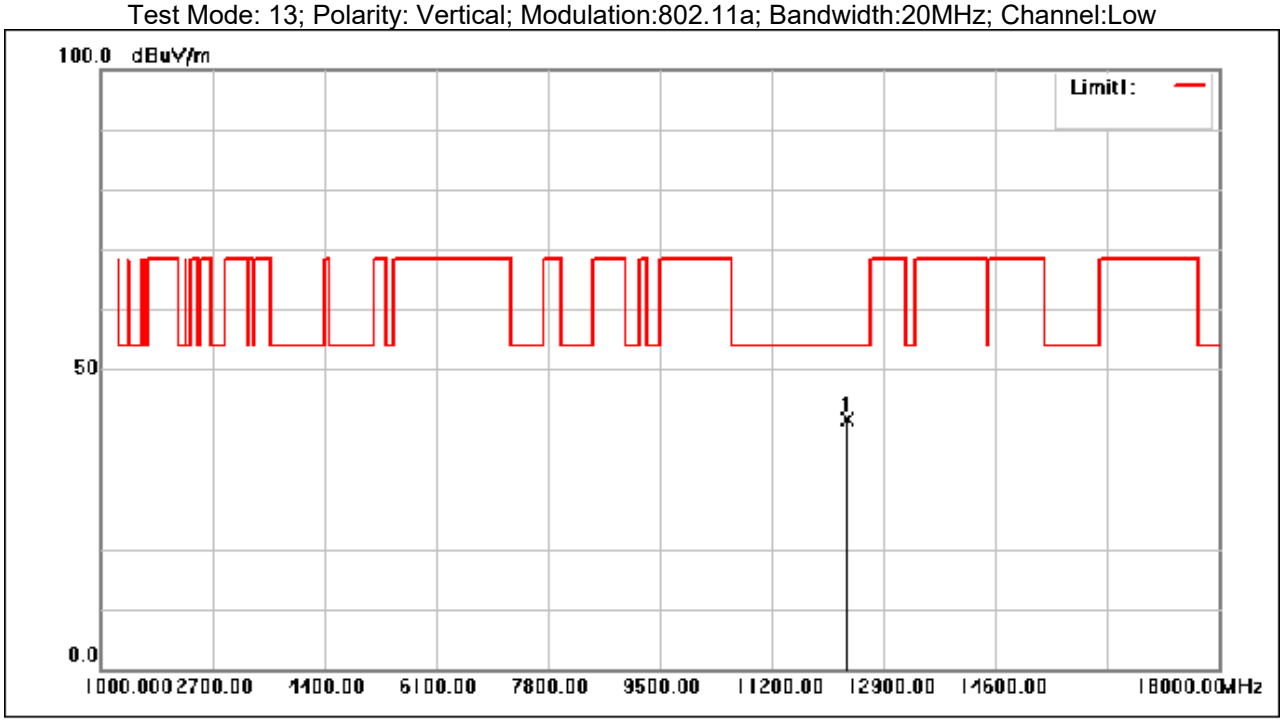

No.	Frequency (MHz)	Reading (dBuV)	Correction factor(dB/m)	Result (dBuV/m)	Limit (dBuV/m)	Margin (dB)	Remark
1	12345.580	39.36	2.23	41.59	54.00	-12.41	peak

Test Mode: 13; Polarity: Horizontal; Modulation:802.11a; Bandwidth:20MHz; Channel:middle

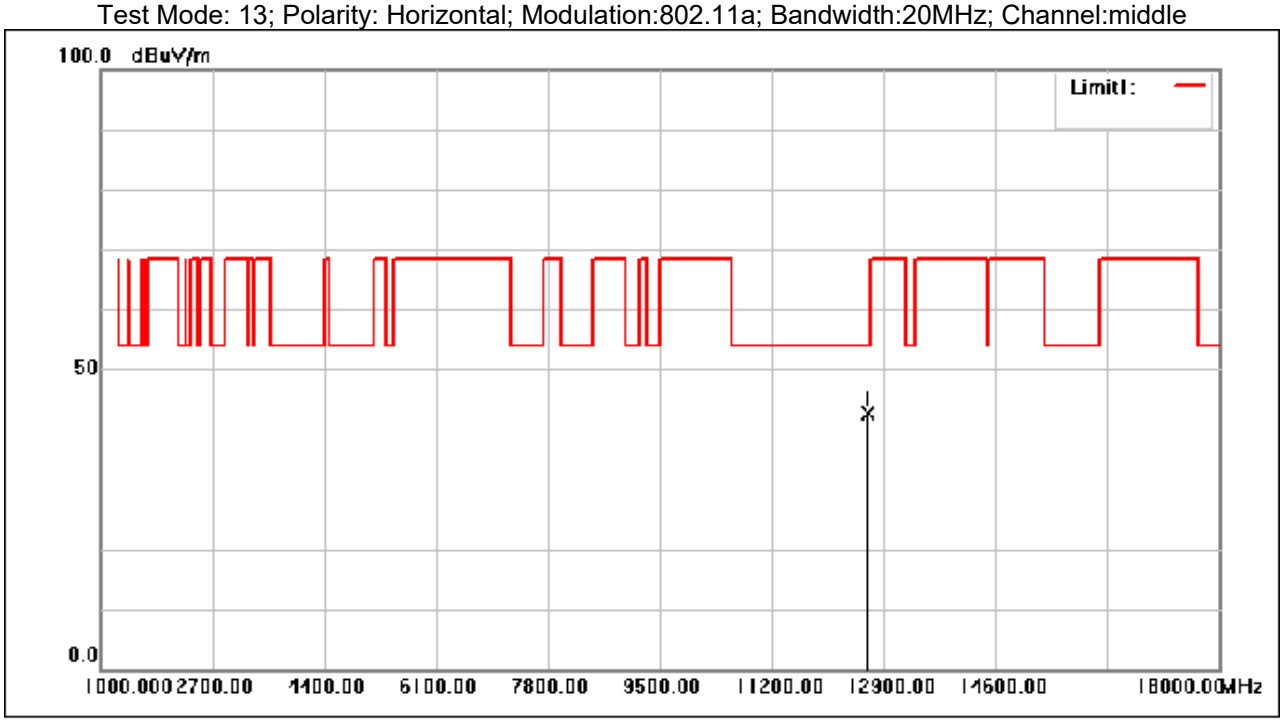

No.	Frequency (MHz)	Reading (dBuV)	Correction factor(dB/m)	Result (dBuV/m)	Limit (dBuV/m)	Margin (dB)	Remark
1	12659.080	39.97	2.60	42.57	54.00	-11.43	peak

Test Mode: 13; Polarity: Vertical; Modulation:802.11a; Bandwidth:20MHz; Channel:middle

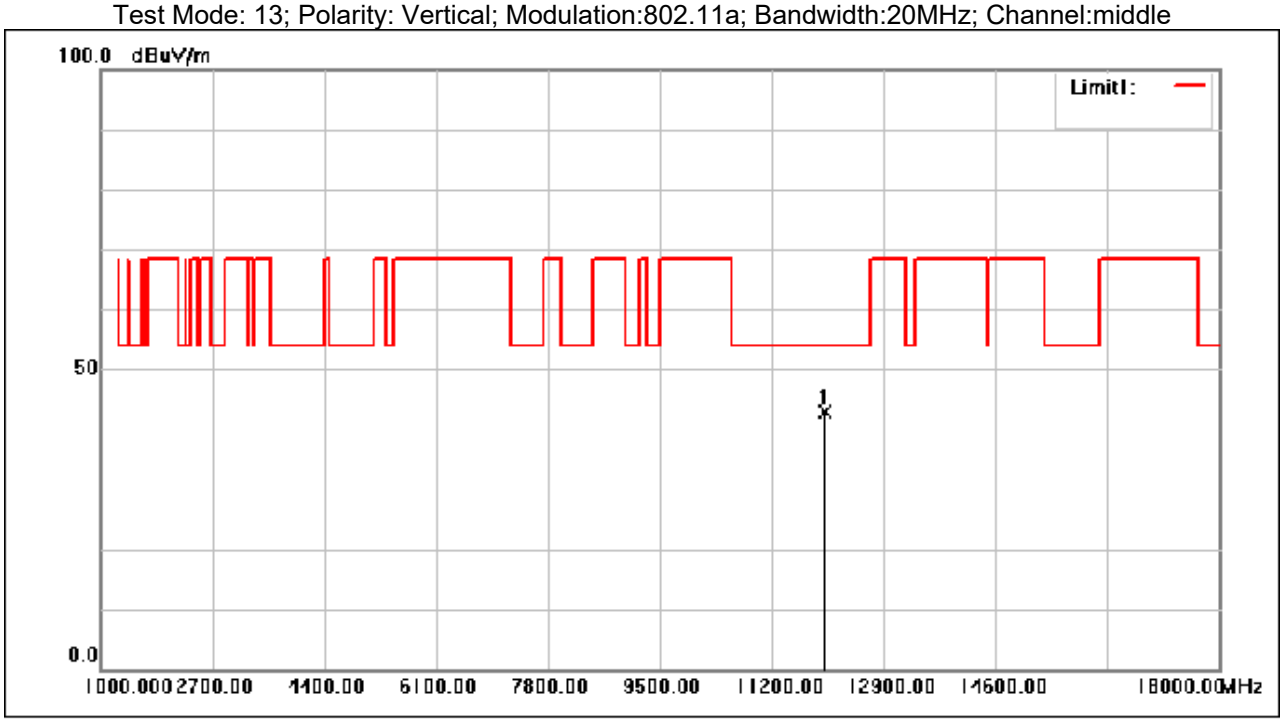

No.	Frequency (MHz)	Reading (dBuV)	Correction factor(dB/m)	Result (dBuV/m)	Limit (dBuV/m)	Margin (dB)	Remark
1	12001.720	40.18	2.61	42.79	54.00	-11.21	peak

Test Mode: 13; Polarity: Horizontal; Modulation:802.11a; Bandwidth:20MHz; Channel:High

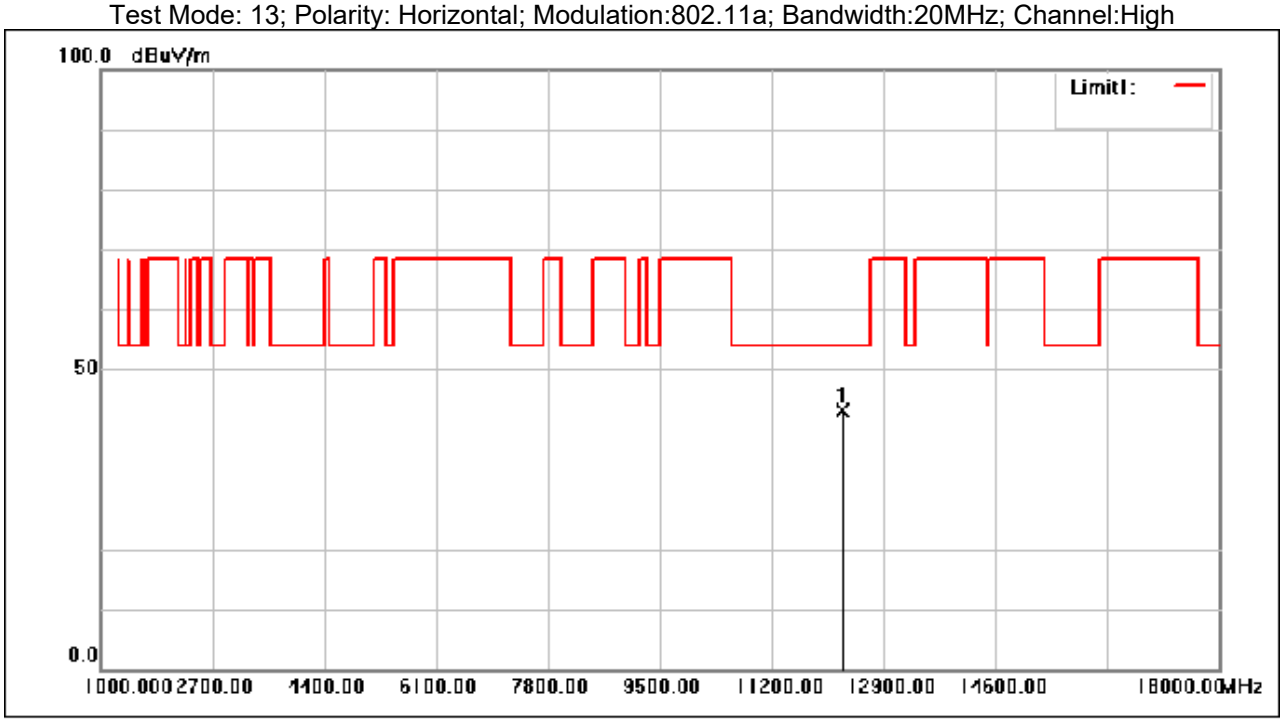

No.	Frequency (MHz)	Reading (dBuV)	Correction factor(dB/m)	Result (dBuV/m)	Limit (dBuV/m)	Margin (dB)	Remark
1	12284.190	40.85	2.29	43.14	54.00	-10.86	peak

Test Mode: 13; Polarity: Vertical; Modulation:802.11a; Bandwidth:20MHz; Channel:High

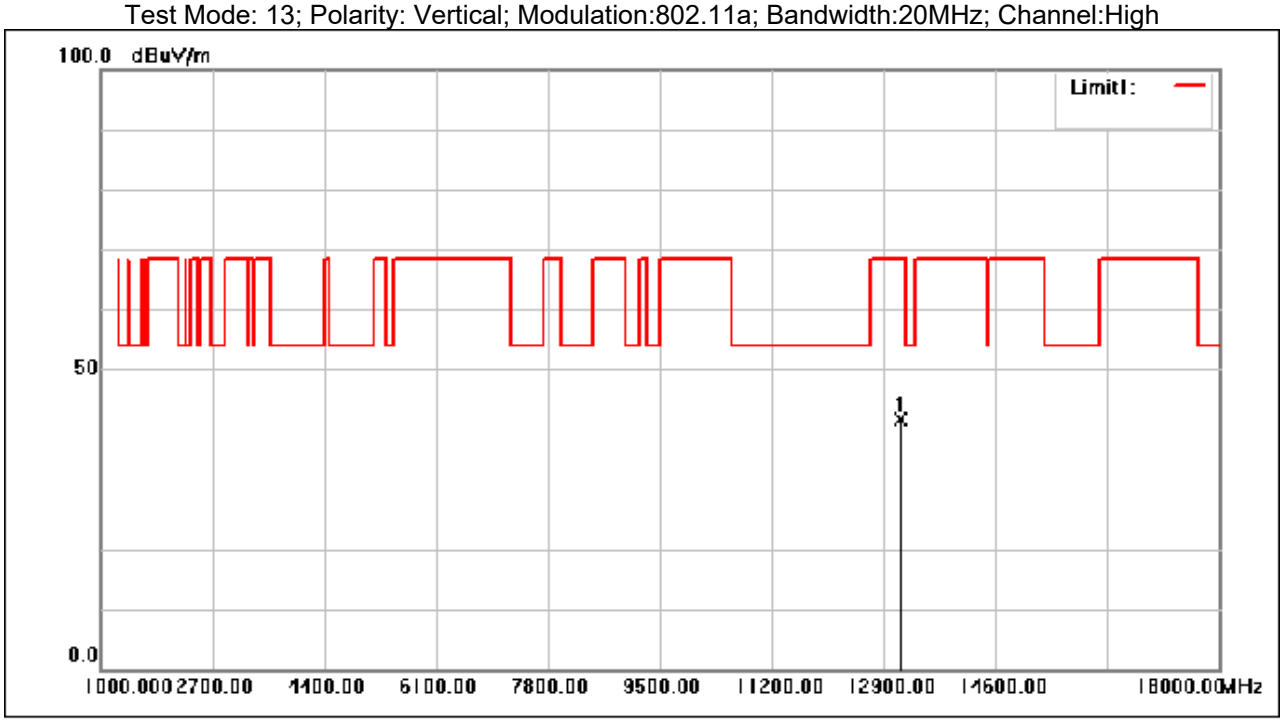

No.	Frequency (MHz)	Reading (dBuV)	Correction factor(dB/m)	Result (dBuV/m)	Limit (dBuV/m)	Margin (dB)	Remark
1	13168.550	38.21	3.34	41.55	68.30	-26.75	peak

Test Mode: 13; Polarity: Horizontal; Modulation:802.11ax(Full RU); Bandwidth:20MHz; Channel:Low

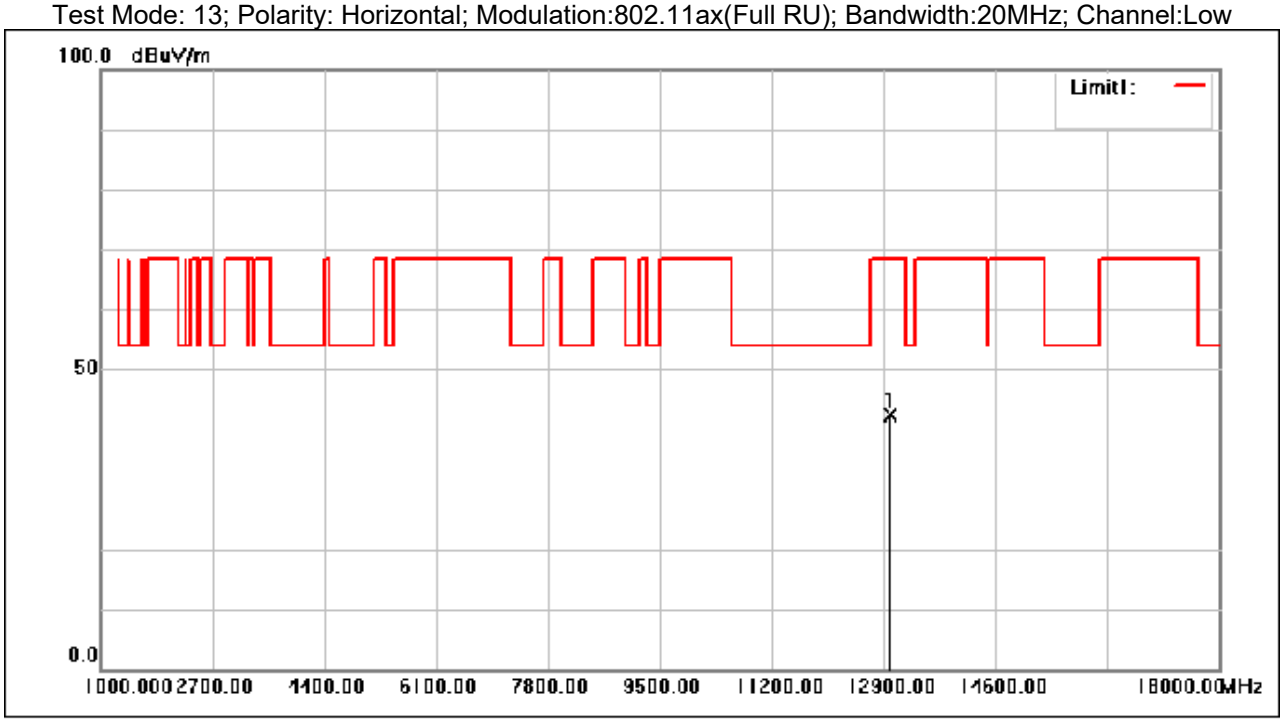

No.	Frequency (MHz)	Reading (dBuV)	Correction factor(dB/m)	Result (dBuV/m)	Limit (dBuV/m)	Margin (dB)	Remark
1	13005.790	38.56	3.75	42.31	68.30	-25.99	peak

Test Mode: 13; Polarity: Vertical; Modulation:802.11ax(Full RU); Bandwidth:20MHz; Channel:Low

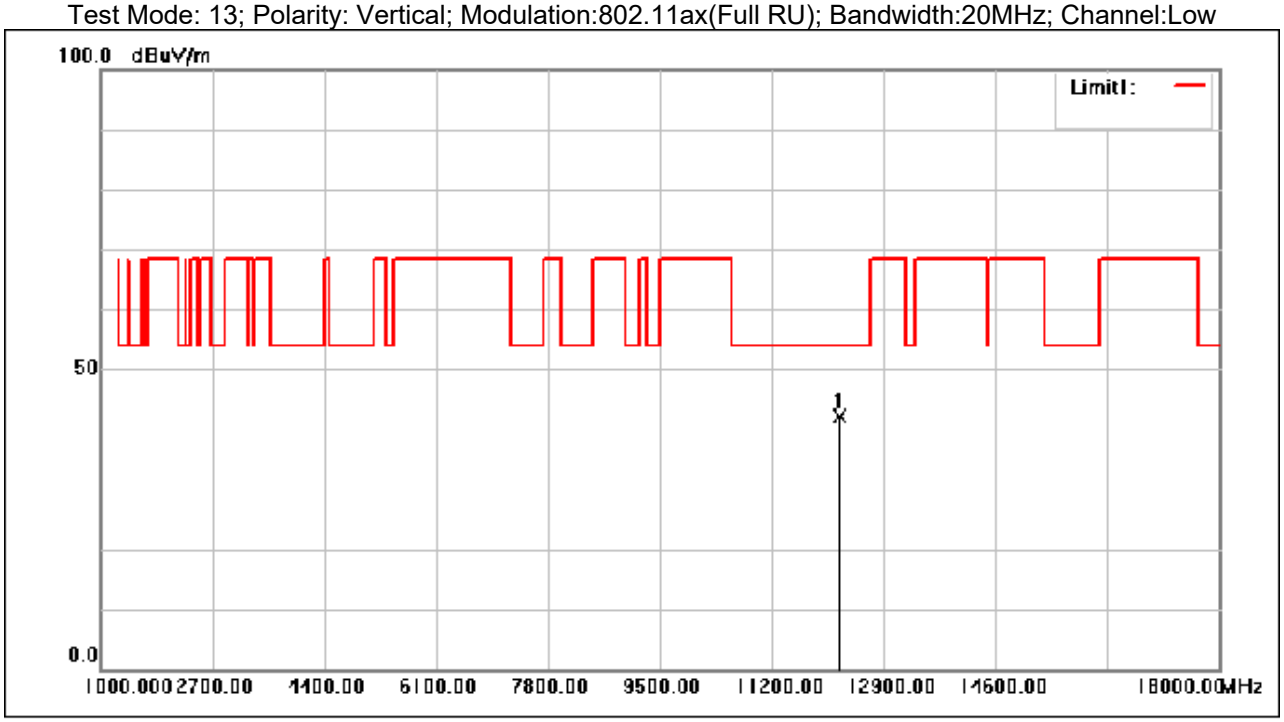

No.	Frequency (MHz)	Reading (dBuV)	Correction factor(dB/m)	Result (dBuV/m)	Limit (dBuV/m)	Margin (dB)	Remark
1	12234.780	39.79	2.35	42.14	54.00	-11.86	peak

Test Mode: 13; Polarity: Horizontal; Modulation:802.11ax(Full RU); Bandwidth:20MHz; Channel:middle

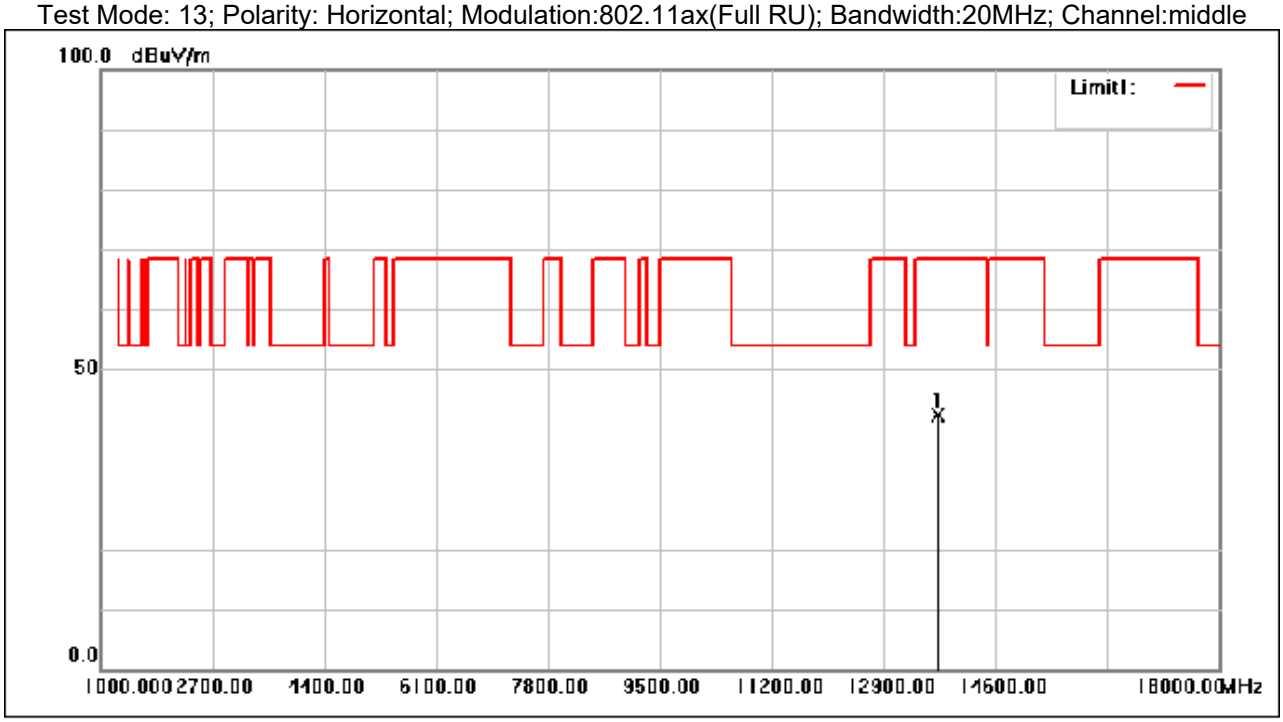

No.	Frequency (MHz)	Reading (dBuV)	Correction factor(dB/m)	Result (dBuV/m)	Limit (dBuV/m)	Margin (dB)	Remark
1	13724.040	39.19	3.13	42.32	68.30	-25.98	peak

Test Mode: 13; Polarity: Vertical; Modulation:802.11ax(Full RU); Bandwidth:20MHz; Channel:middle

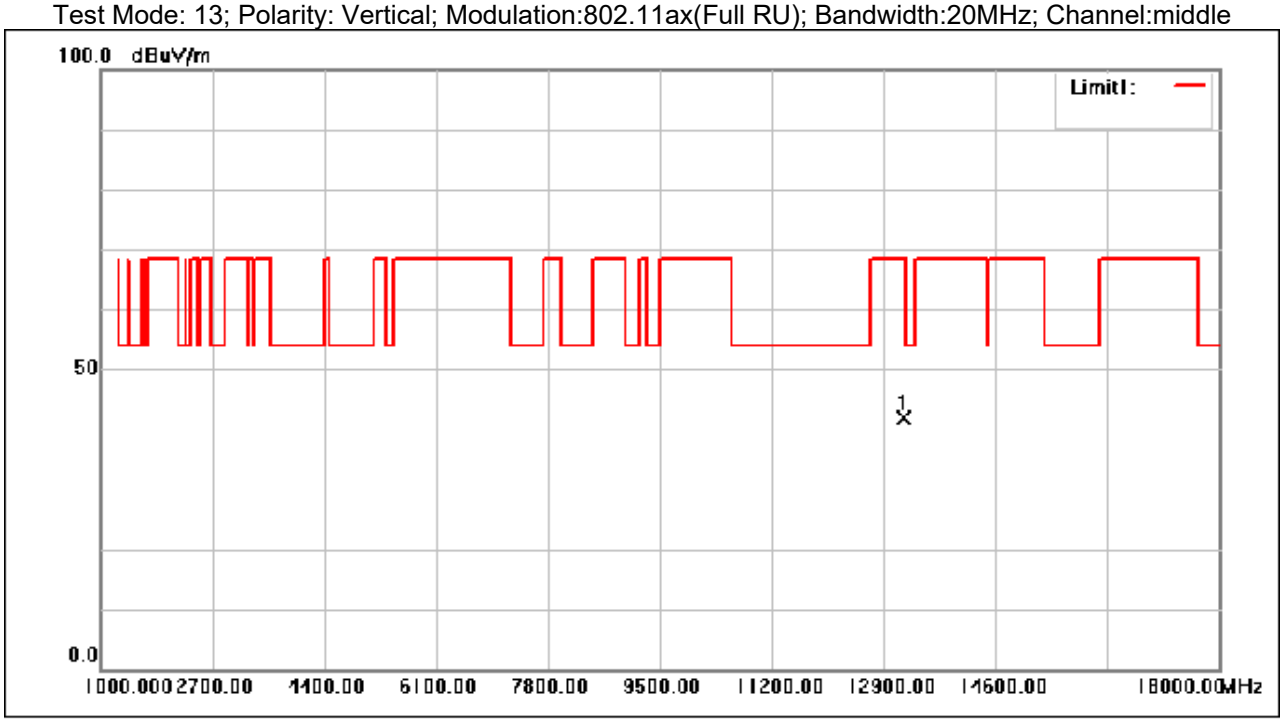

No.	Frequency (MHz)	Reading (dBuV)	Correction factor(dB/m)	Result (dBuV/m)	Limit (dBuV/m)	Margin (dB)	Remark
1	13202.510	38.62	3.25	41.87	68.30	-26.43	peak

Test Mode: 13; Polarity: Horizontal; Modulation:802.11ax(Full RU); Bandwidth:20MHz; Channel:High

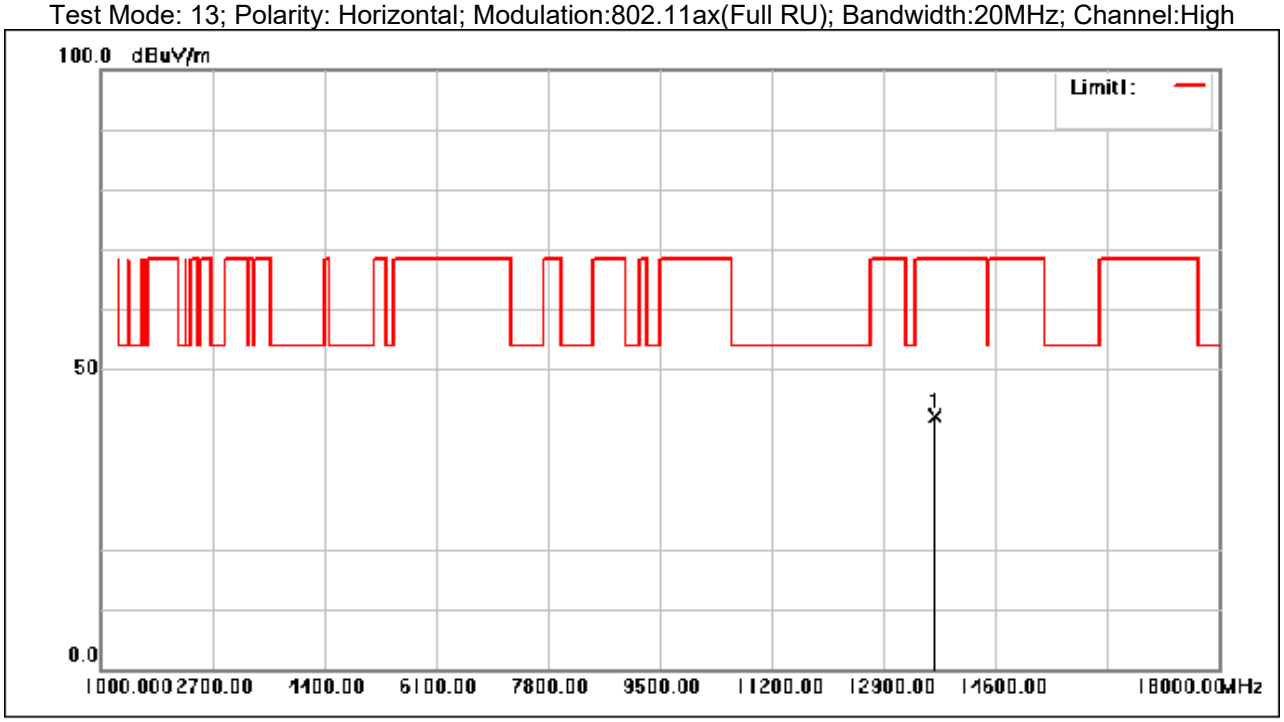

No.	Frequency (MHz)	Reading (dBuV)	Correction factor(dB/m)	Result (dBuV/m)	Limit (dBuV/m)	Margin (dB)	Remark
1	13692.890	39.07	3.04	42.11	68.30	-26.19	peak

Test Mode: 13; Polarity: Vertical; Modulation:802.11ax(Full RU); Bandwidth:20MHz; Channel:High

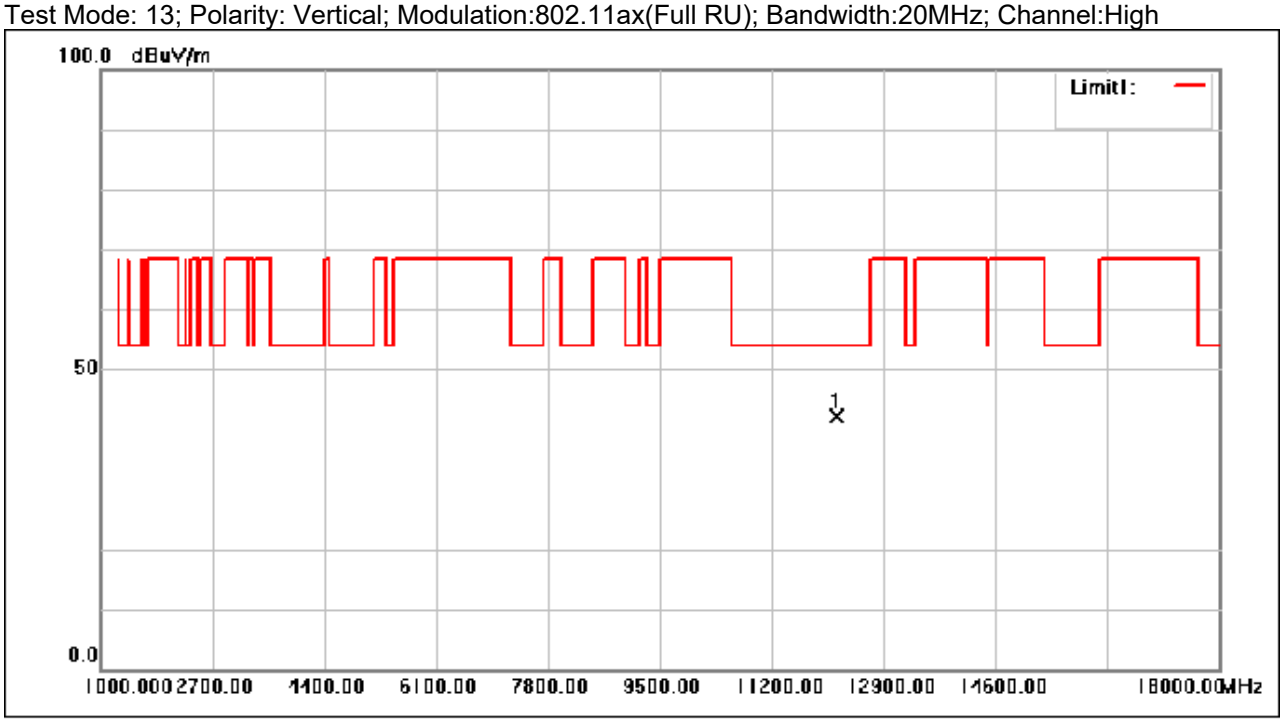

No.	Frequency (MHz)	Reading (dBuV)	Correction factor(dB/m)	Result (dBuV/m)	Limit (dBuV/m)	Margin (dB)	Remark
1	12183.470	39.76	2.40	42.16	54.00	-11.84	peak

Test Mode: 13; Polarity: Horizontal ; Modulation:802.11ax(RU26_Left); Bandwidth:20MHz; Channel:Low

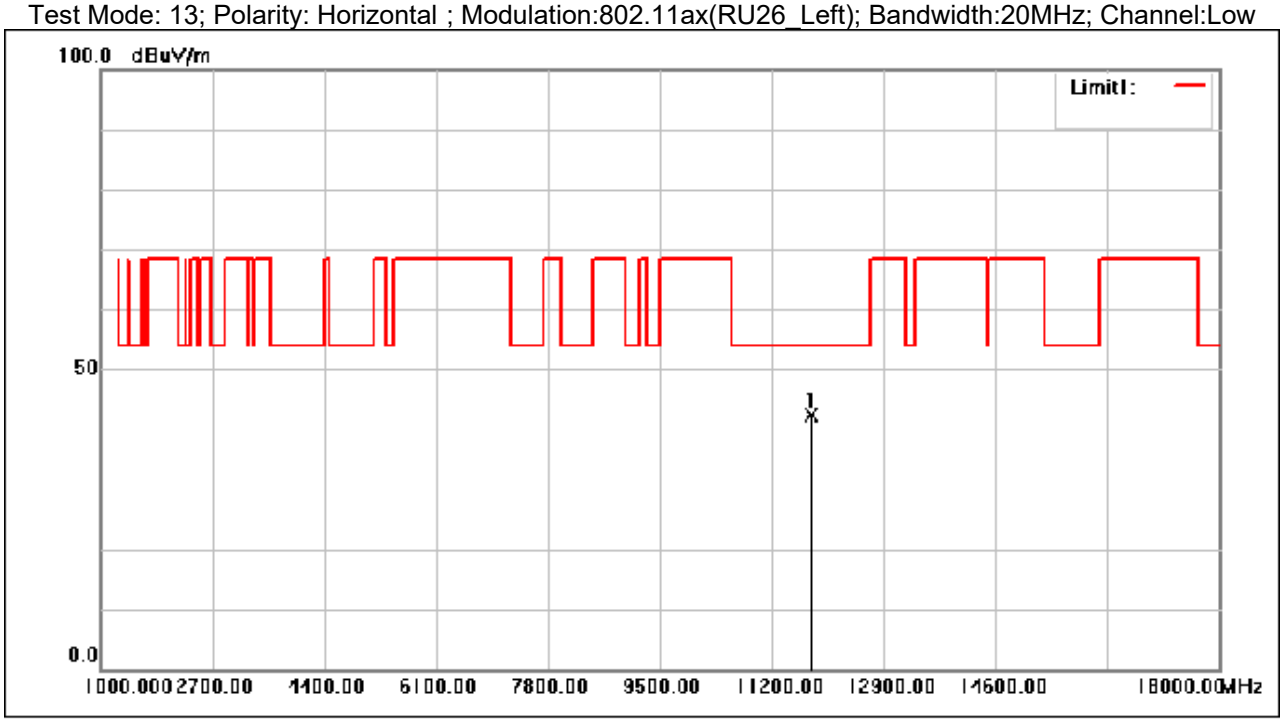

No.	Frequency (MHz)	Reading (dBuV)	Correction factor(dB/m)	Result (dBuV/m)	Limit (dBuV/m)	Margin (dB)	Remark
1	11807.430	40.32	1.97	42.29	54.00	-11.71	peak

Test Mode: 13; Polarity: Vertical ; Modulation:802.11ax(RU26_Left); Bandwidth:20MHz; Channel:Low

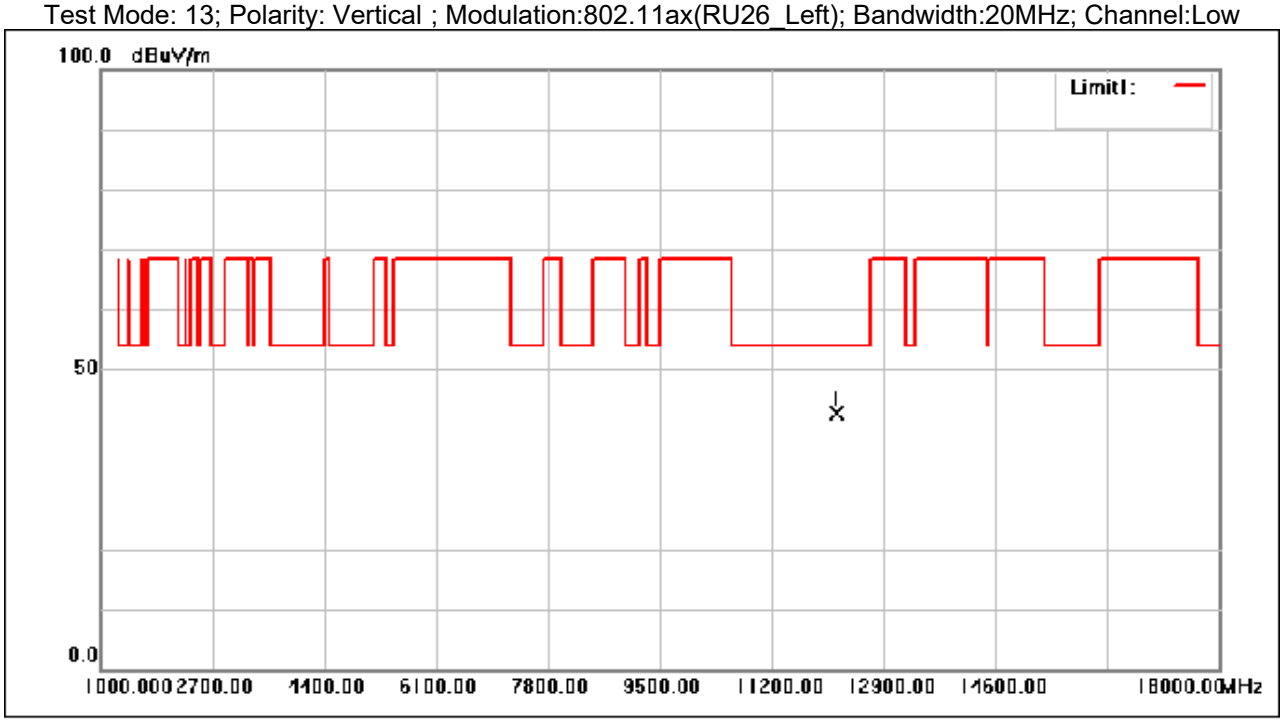

No.	Frequency (MHz)	Reading (dBuV)	Correction factor(dB/m)	Result (dBuV/m)	Limit (dBuV/m)	Margin (dB)	Remark
1	12174.820	40.34	2.41	42.75	54.00	-11.25	peak

Test Mode: 13; Polarity: Horizontal ; Modulation:802.11ax(RU26_Middle); Bandwidth:20MHz;
Channel:Middle

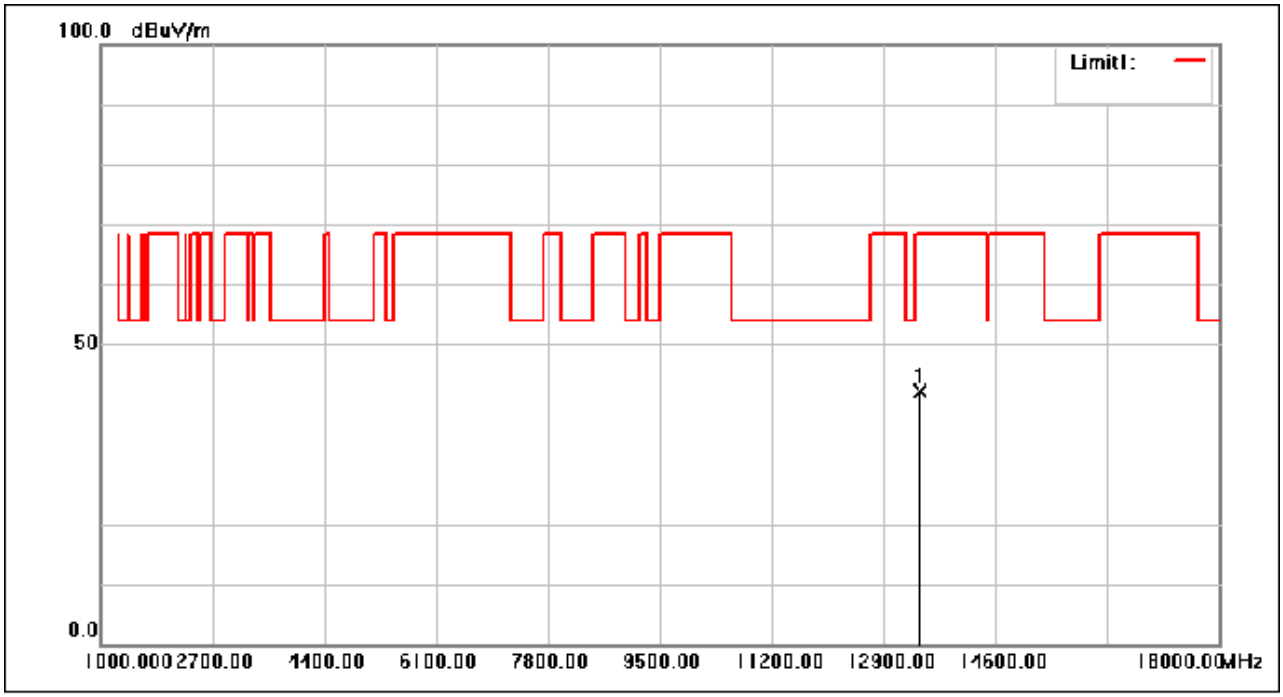

No.	Frequency (MHz)	Reading (dBuV)	Correction factor(dB/m)	Result (dBuV/m)	Limit (dBuV/m)	Margin (dB)	Remark
1	13451.310	39.49	2.63	42.12	68.30	-26.18	peak

Test Mode: 13; Polarity: Vertical ; Modulation:802.11ax(RU26_Middle); Bandwidth:20MHz; Channel:Middle

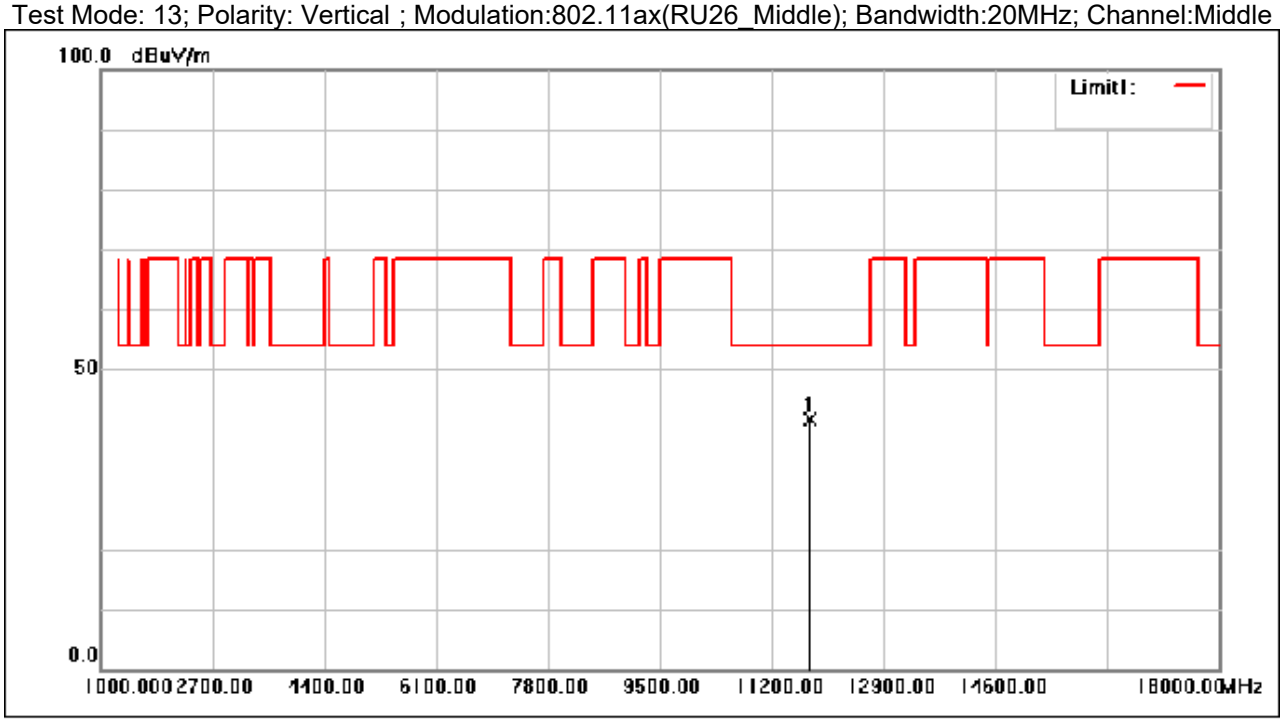

No.	Frequency (MHz)	Reading (dBuV)	Correction factor(dB/m)	Result (dBuV/m)	Limit (dBuV/m)	Margin (dB)	Remark
1	11768.190	39.80	1.84	41.64	54.00	-12.36	peak

Test Mode: 13; Polarity: Horizontal ; Modulation:802.11ax(RU26_Right); Bandwidth:20MHz; Channel:High

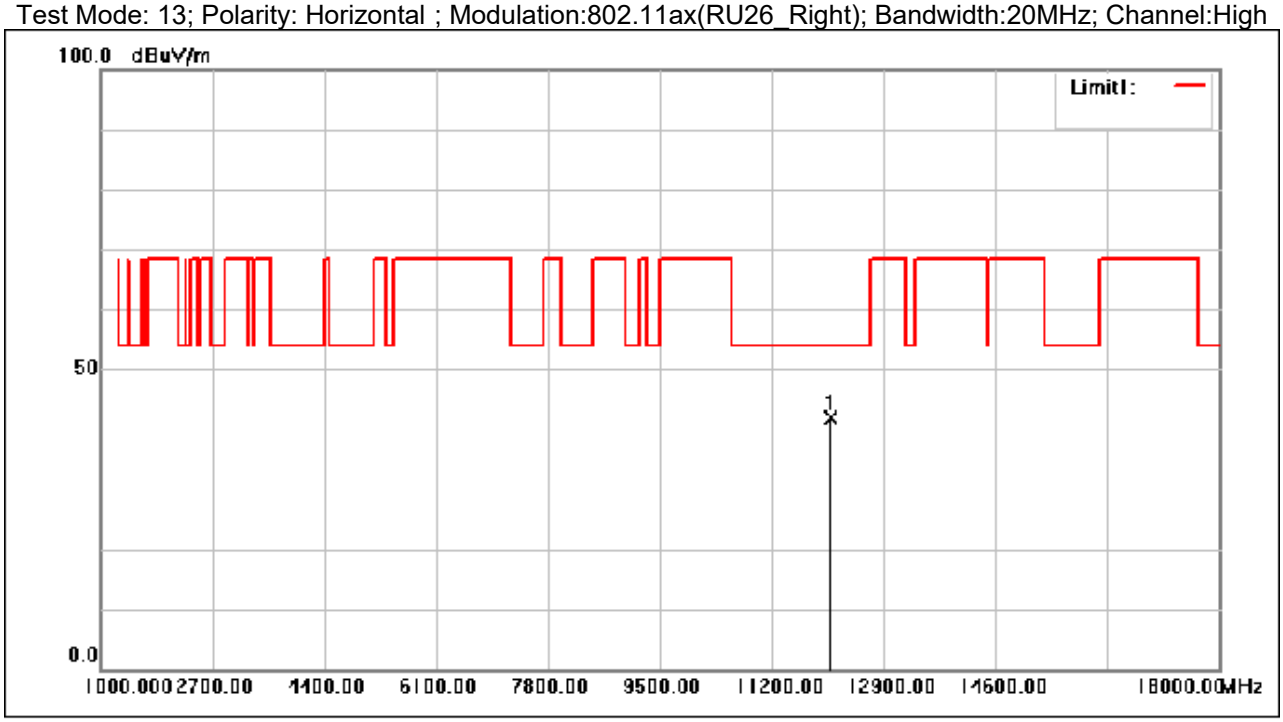

No.	Frequency (MHz)	Reading (dBuV)	Correction factor(dB/m)	Result (dBuV/m)	Limit (dBuV/m)	Margin (dB)	Remark
1	12099.660	39.42	2.50	41.92	54.00	-12.08	peak

Test Mode: 13; Polarity: Vertical ; Modulation:802.11ax(RU26_Right); Bandwidth:20MHz; Channel:High

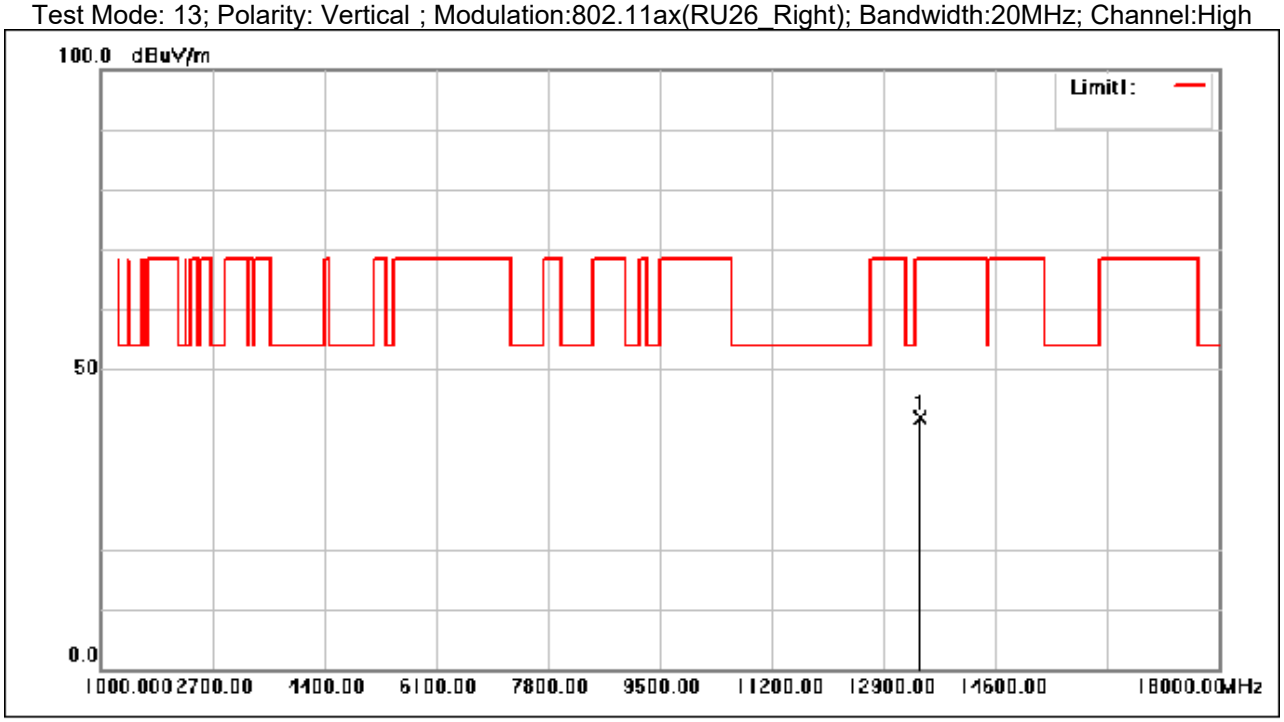

No.	Frequency (MHz)	Reading (dBuV)	Correction factor(dB/m)	Result (dBuV/m)	Limit (dBuV/m)	Margin (dB)	Remark
1	13451.990	39.26	2.63	41.89	68.30	-26.41	peak

Test Mode: 13; Polarity: Horizontal ; Modulation:802.11ax(RU52_Left); Bandwidth:20MHz; Channel:Low

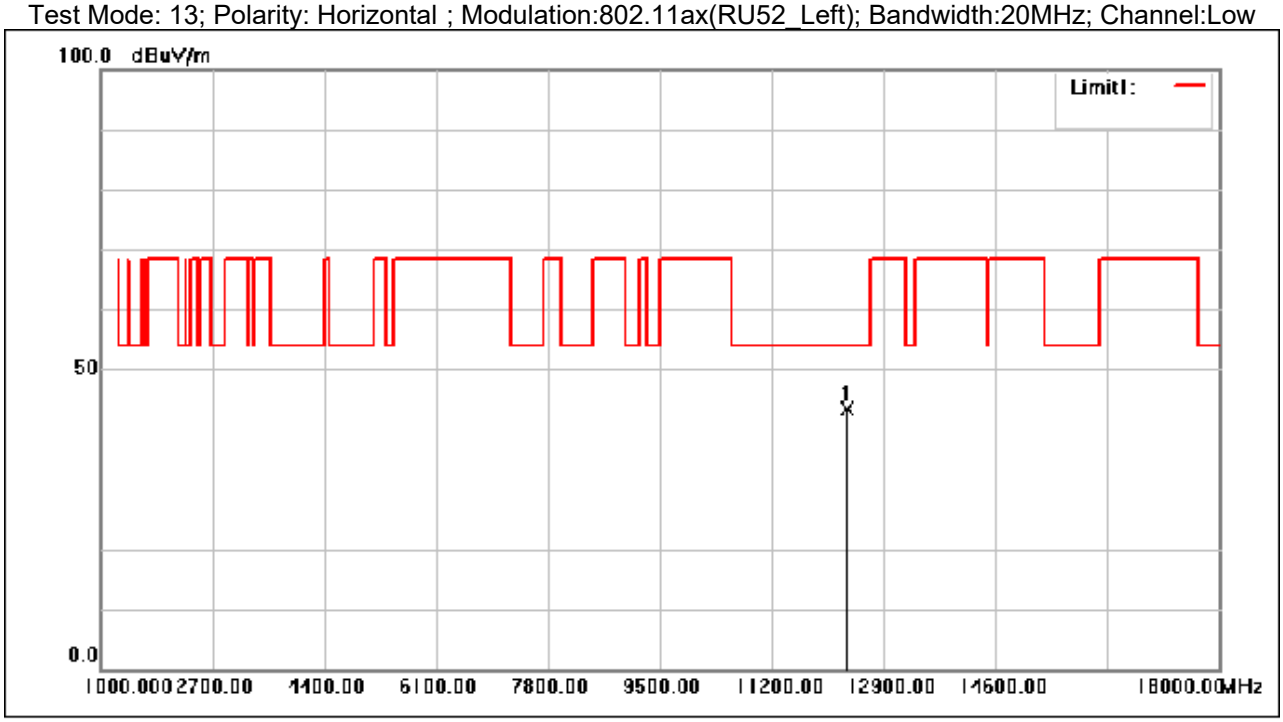

No.	Frequency (MHz)	Reading (dBuV)	Correction factor(dB/m)	Result (dBuV/m)	Limit (dBuV/m)	Margin (dB)	Remark
1	12347.590	41.16	2.23	43.39	54.00	-10.61	peak

Test Mode: 13; Polarity: Vertical ; Modulation:802.11ax(RU52_Left); Bandwidth:20MHz; Channel:Low

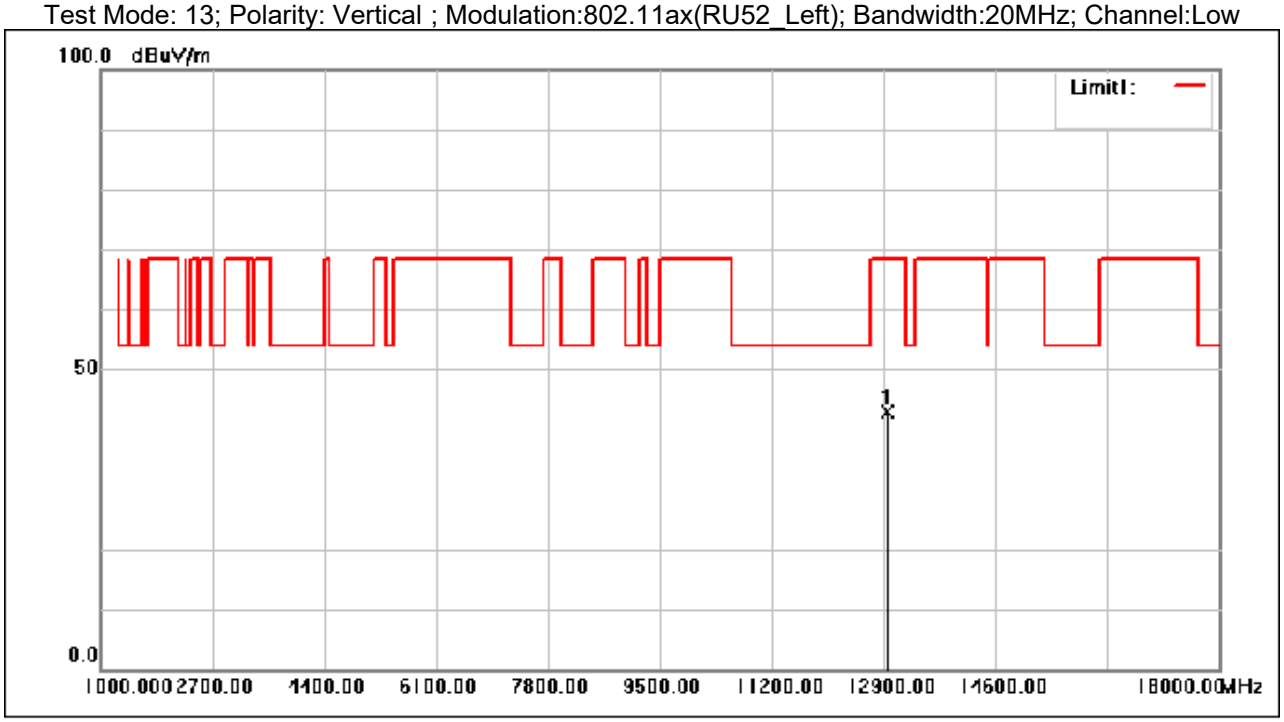

No.	Frequency (MHz)	Reading (dBuV)	Correction factor(dB/m)	Result (dBuV/m)	Limit (dBuV/m)	Margin (dB)	Remark
1	12946.880	39.34	3.58	42.92	68.30	-25.38	peak

Test Mode: 13; Polarity: Horizontal ; Modulation:802.11ax(RU52_Right); Bandwidth:20MHz; Channel:High

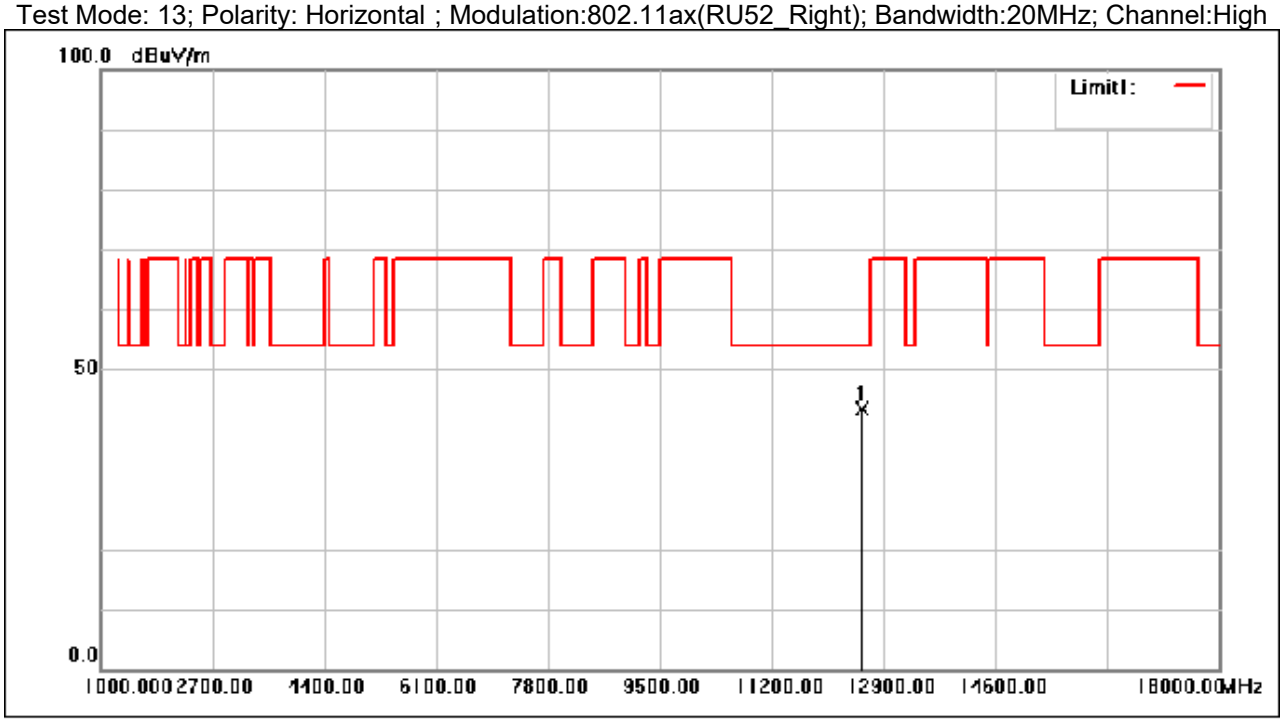

No.	Frequency (MHz)	Reading (dBuV)	Correction factor(dB/m)	Result (dBuV/m)	Limit (dBuV/m)	Margin (dB)	Remark
1	12572.660	41.16	2.31	43.47	54.00	-10.53	peak

Test Mode: 13; Polarity: Vertical ; Modulation:802.11ax(RU52_Right); Bandwidth:20MHz; Channel:High

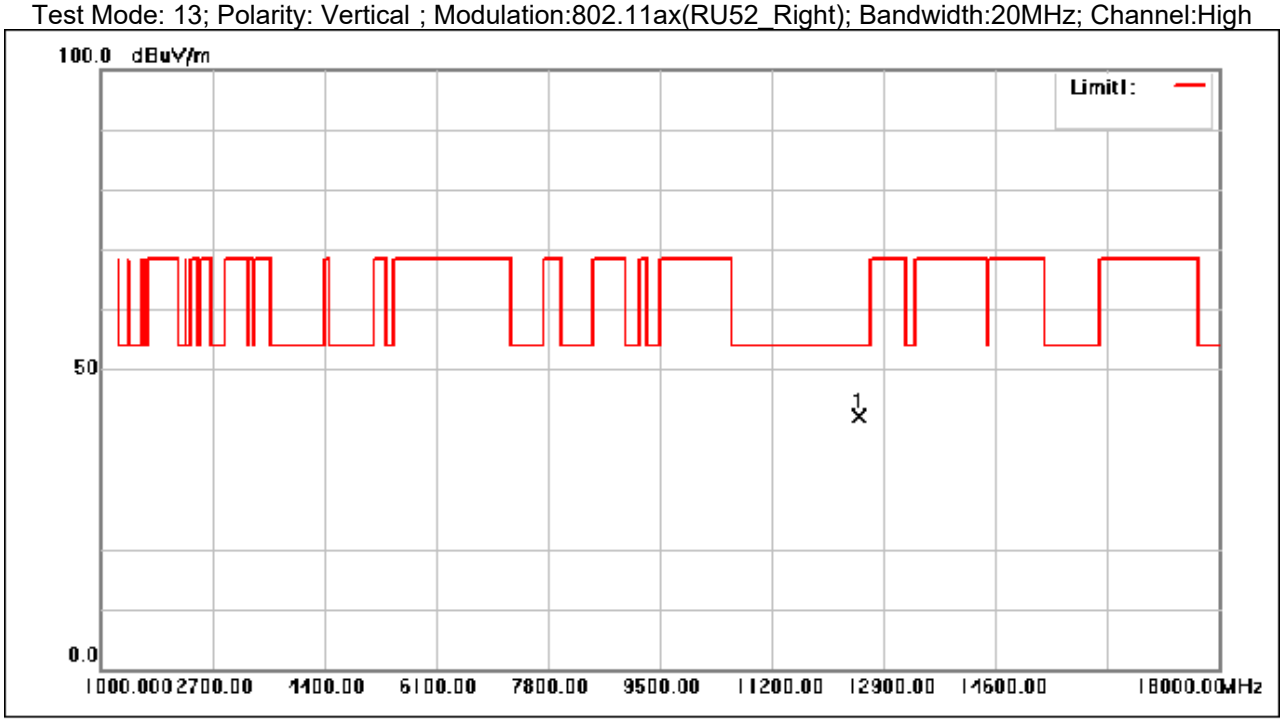

No.	Frequency (MHz)	Reading (dBuV)	Correction factor(dB/m)	Result (dBuV/m)	Limit (dBuV/m)	Margin (dB)	Remark
1	12522.430	39.95	2.13	42.08	54.00	-11.92	peak

Test Mode: 13; Polarity: Horizontal ; Modulation:802.11ax(RU106_Left); Bandwidth:20MHz; Channel:Low

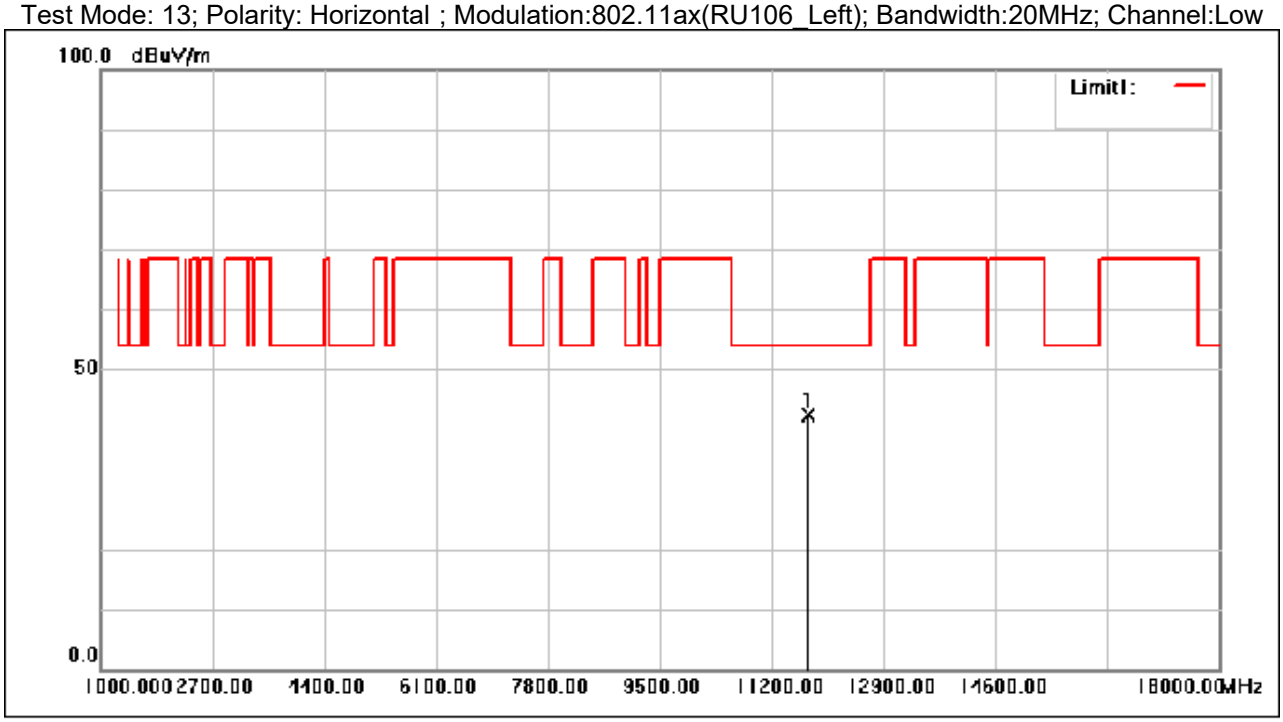

No.	Frequency (MHz)	Reading (dBuV)	Correction factor(dB/m)	Result (dBuV/m)	Limit (dBuV/m)	Margin (dB)	Remark
1	11745.310	40.66	1.76	42.42	54.00	-11.58	peak

Test Mode: 13; Polarity: Vertical ; Modulation:802.11ax(RU106_Left); Bandwidth:20MHz; Channel:Low

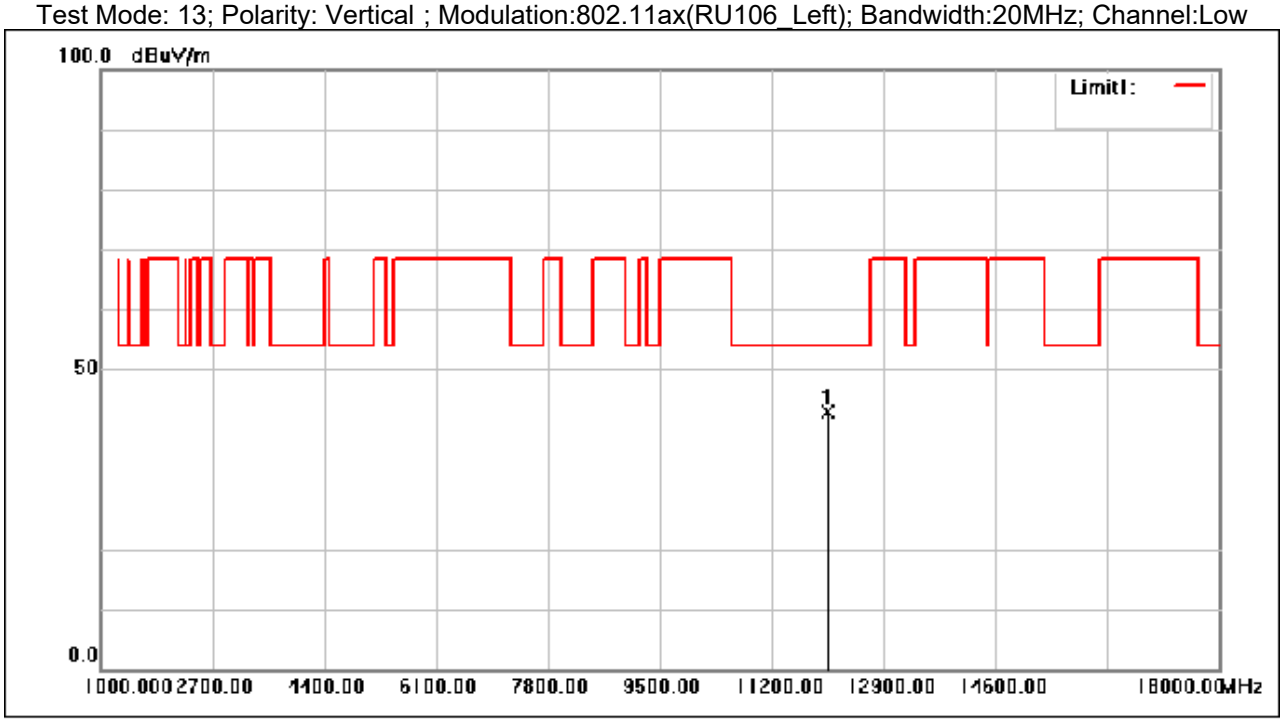

No.	Frequency (MHz)	Reading (dBuV)	Correction factor(dB/m)	Result (dBuV/m)	Limit (dBuV/m)	Margin (dB)	Remark
1	12058.740	40.42	2.55	42.97	54.00	-11.03	peak

Test Mode: 13; Polarity: Horizontal ; Modulation:802.11ax(RU106_Right); Bandwidth:20MHz; Channel:High

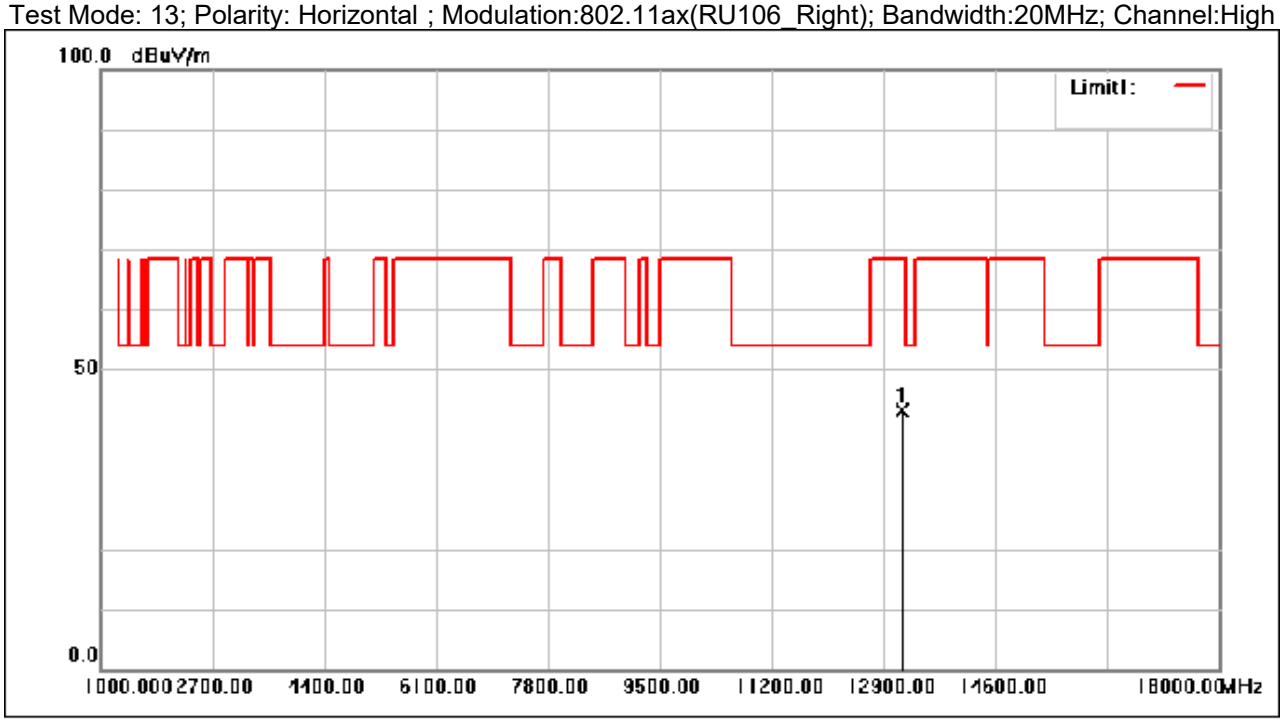

No.	Frequency (MHz)	Reading (dBuV)	Correction factor(dB/m)	Result (dBuV/m)	Limit (dBuV/m)	Margin (dB)	Remark
1	13193.310	39.79	3.28	43.07	68.30	-25.23	peak

Test Mode: 13; Polarity: Vertical ; Modulation:802.11ax(RU106_Right); Bandwidth:20MHz; Channel:High

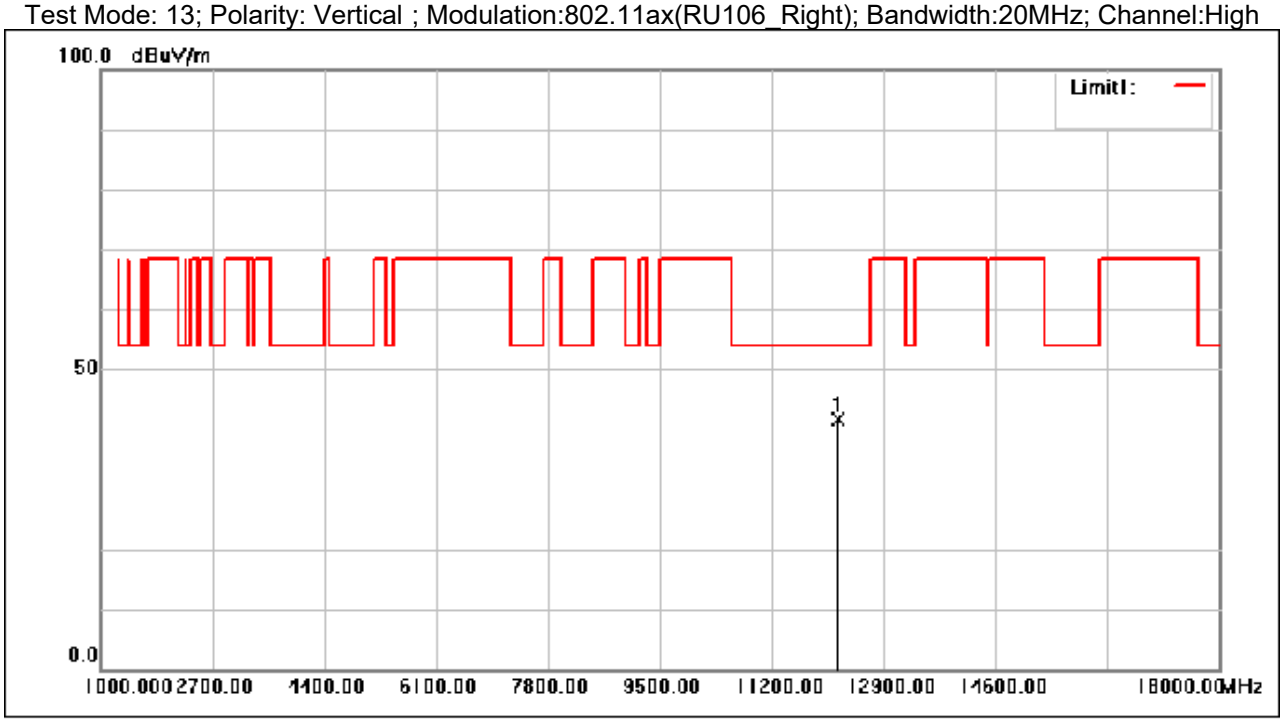

No.	Frequency (MHz)	Reading (dBuV)	Correction factor(dB/m)	Result (dBuV/m)	Limit (dBuV/m)	Margin (dB)	Remark
1	12206.210	39.32	2.39	41.71	54.00	-12.29	peak

Test Mode: 14; Polarity: Horizontal; Modulation:802.11a; Bandwidth:20MHz; Channel:Low

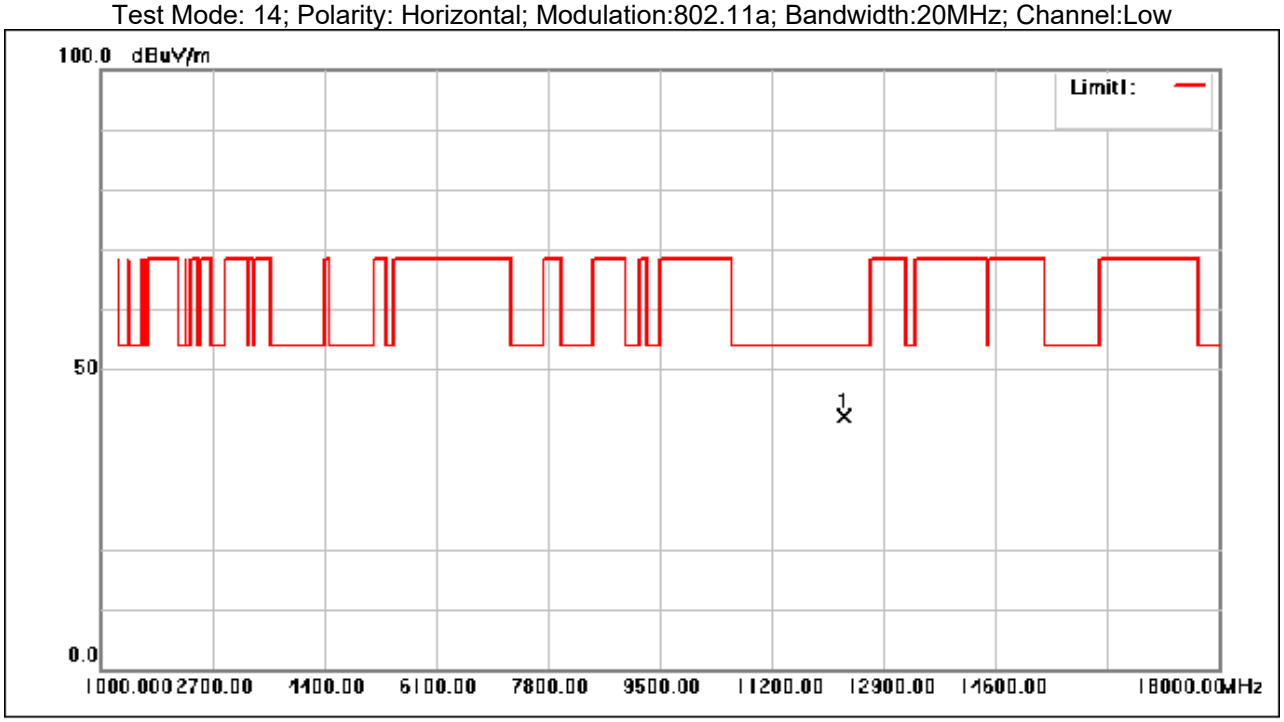

No.	Frequency (MHz)	Reading (dBuV)	Correction factor(dB/m)	Result (dBuV/m)	Limit (dBuV/m)	Margin (dB)	Remark
1	12308.070	39.76	2.27	42.03	54.00	-11.97	peak

Test Mode: 14; Polarity: Vertical; Modulation:802.11a; Bandwidth:20MHz; Channel:Low

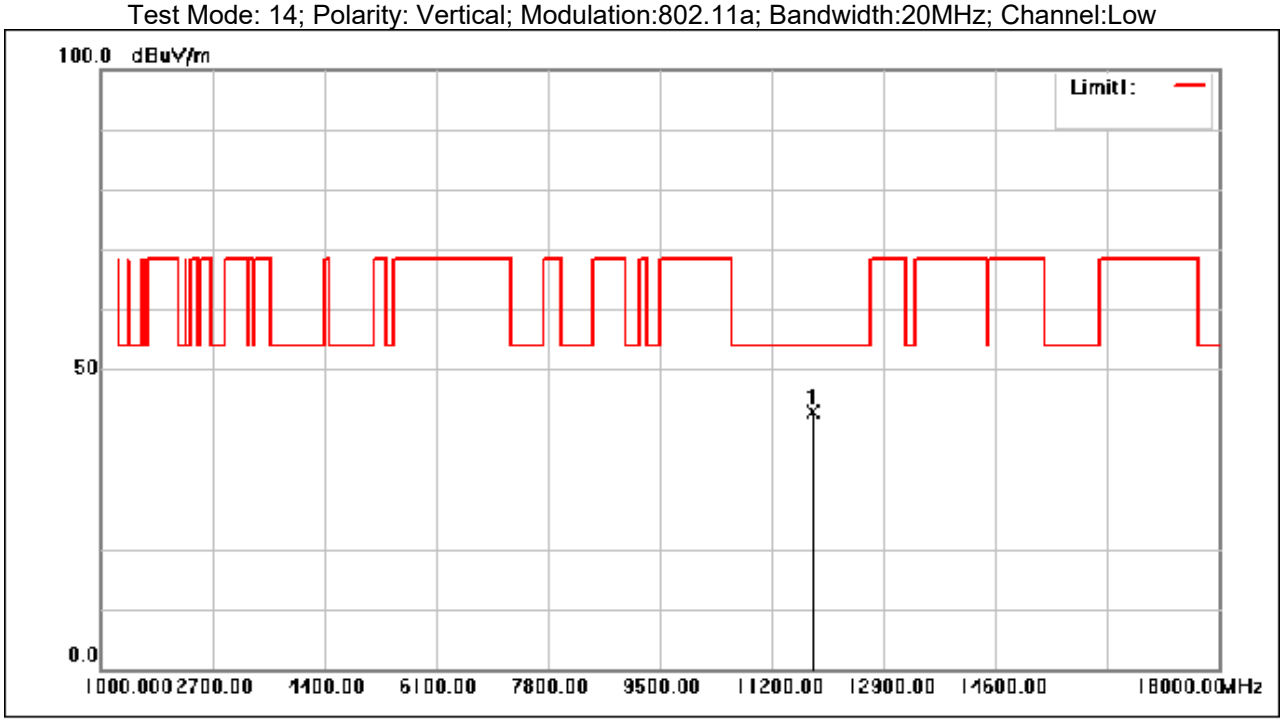

No.	Frequency (MHz)	Reading (dBuV)	Correction factor(dB/m)	Result (dBuV/m)	Limit (dBuV/m)	Margin (dB)	Remark
1	11819.230	40.80	2.01	42.81	54.00	-11.19	peak

Test Mode: 14; Polarity: Horizontal; Modulation:802.11a; Bandwidth:20MHz; Channel:middle

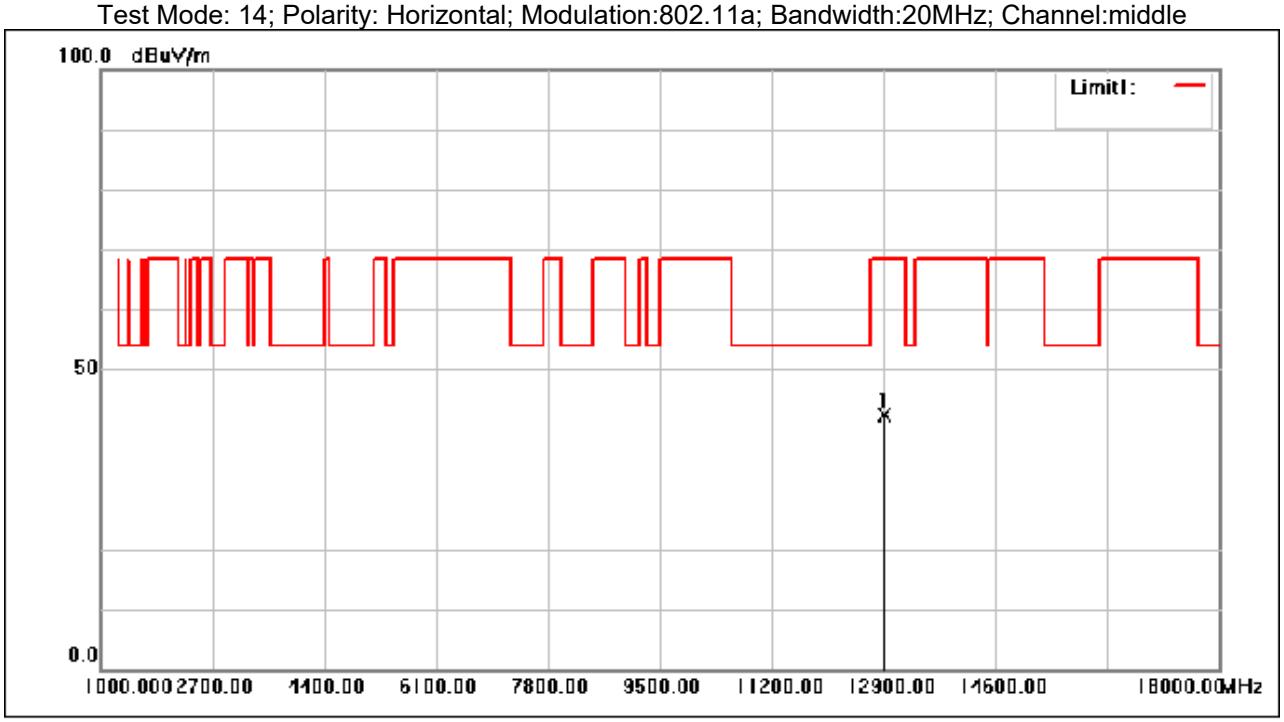

No.	Frequency (MHz)	Reading (dBuV)	Correction factor(dB/m)	Result (dBuV/m)	Limit (dBuV/m)	Margin (dB)	Remark
1	12902.820	38.98	3.43	42.41	68.30	-25.89	peak

Test Mode: 14; Polarity: Vertical; Modulation:802.11a; Bandwidth:20MHz; Channel:middle

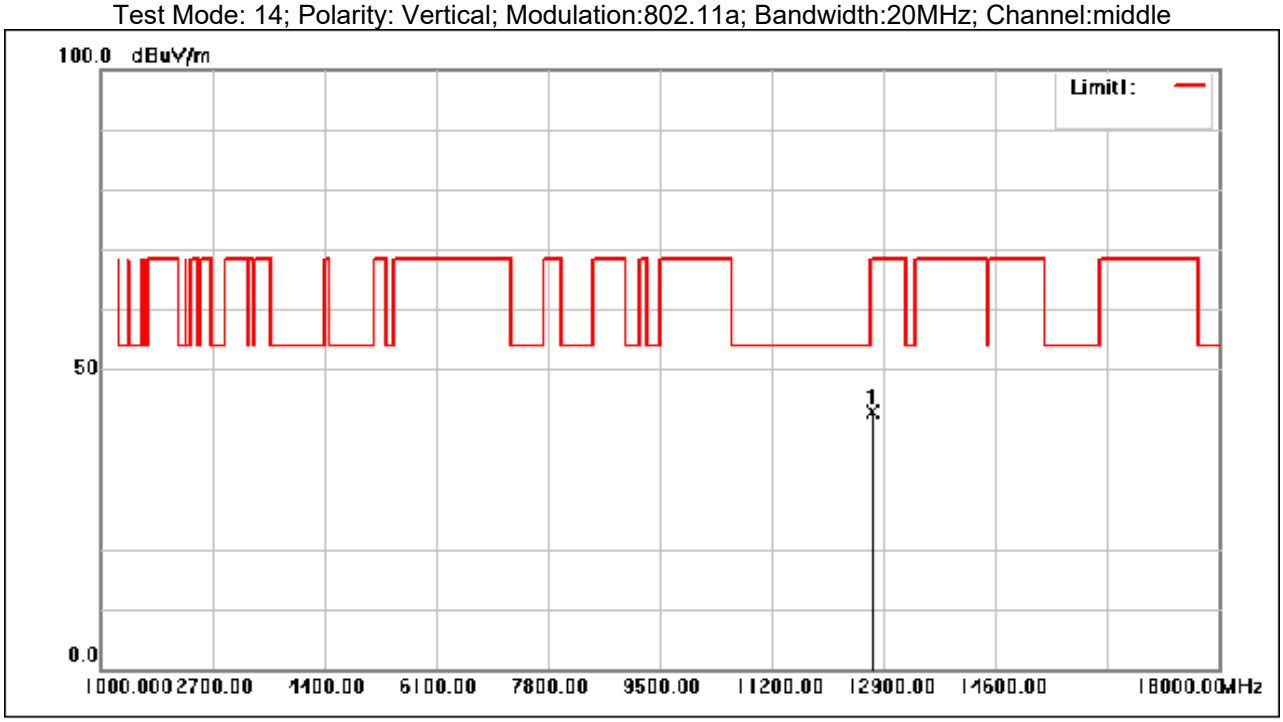

No.	Frequency (MHz)	Reading (dBuV)	Correction factor(dB/m)	Result (dBuV/m)	Limit (dBuV/m)	Margin (dB)	Remark
1	12720.470	40.03	2.81	42.84	68.30	-25.46	peak

Test Mode: 14; Polarity: Horizontal; Modulation:802.11a; Bandwidth:20MHz; Channel:High

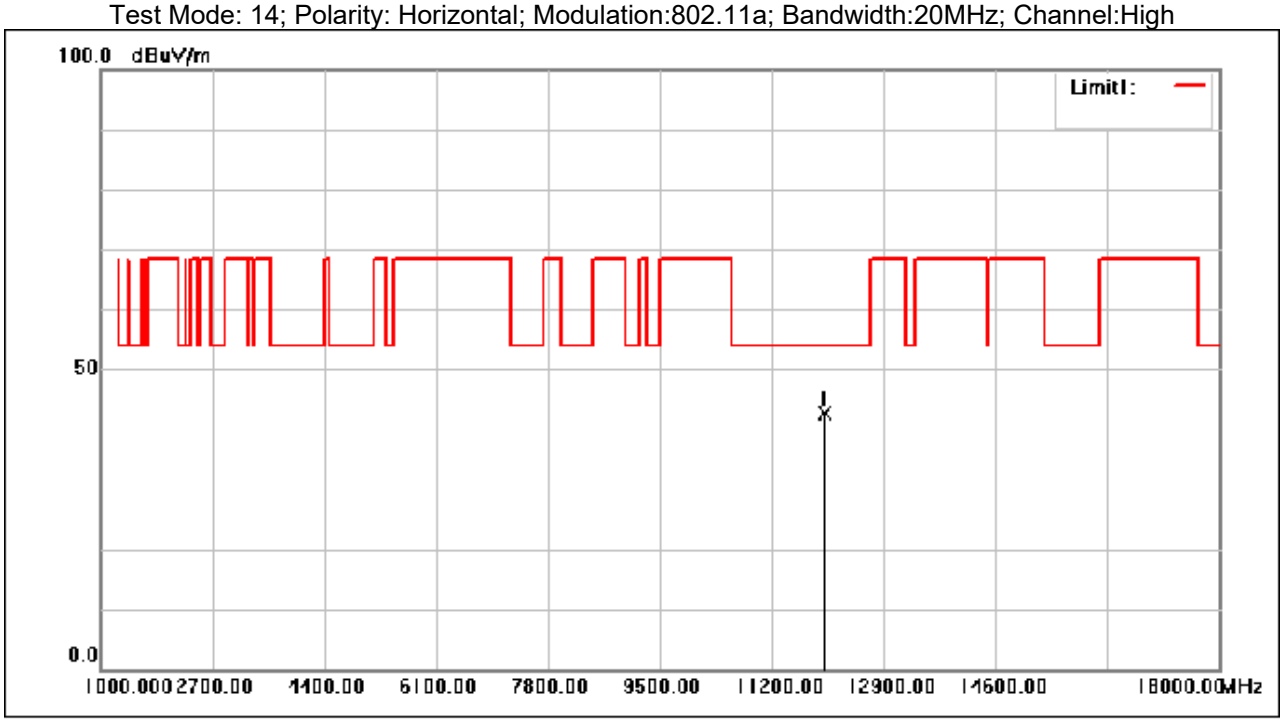

No.	Frequency (MHz)	Reading (dBuV)	Correction factor(dB/m)	Result (dBuV/m)	Limit (dBuV/m)	Margin (dB)	Remark
1	11997.210	39.91	2.60	42.51	54.00	-11.49	peak

Test Mode: 14; Polarity: Vertical; Modulation:802.11a; Bandwidth:20MHz; Channel:High

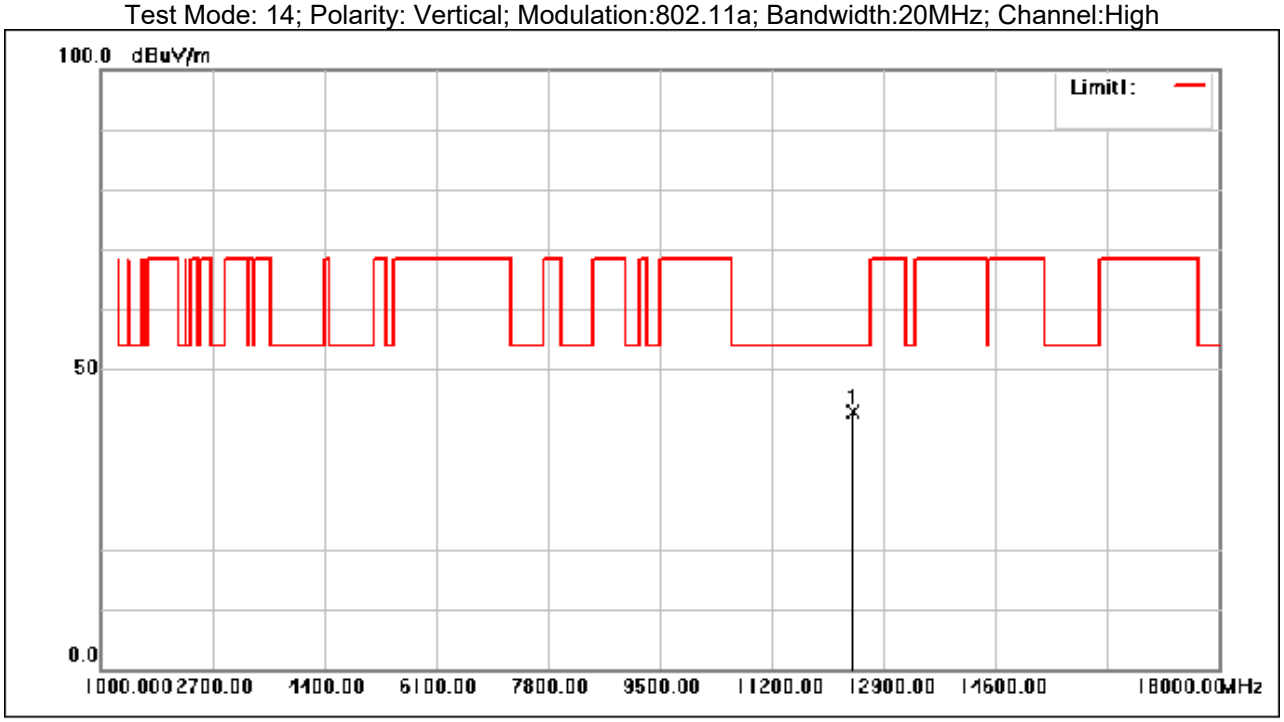

No.	Frequency (MHz)	Reading (dBuV)	Correction factor(dB/m)	Result (dBuV/m)	Limit (dBuV/m)	Margin (dB)	Remark
1	12444.730	40.72	2.12	42.84	54.00	-11.16	peak

Test Mode: 14; Polarity: Horizontal; Modulation:802.11ax(Full RU); Bandwidth:20MHz; Channel:Low

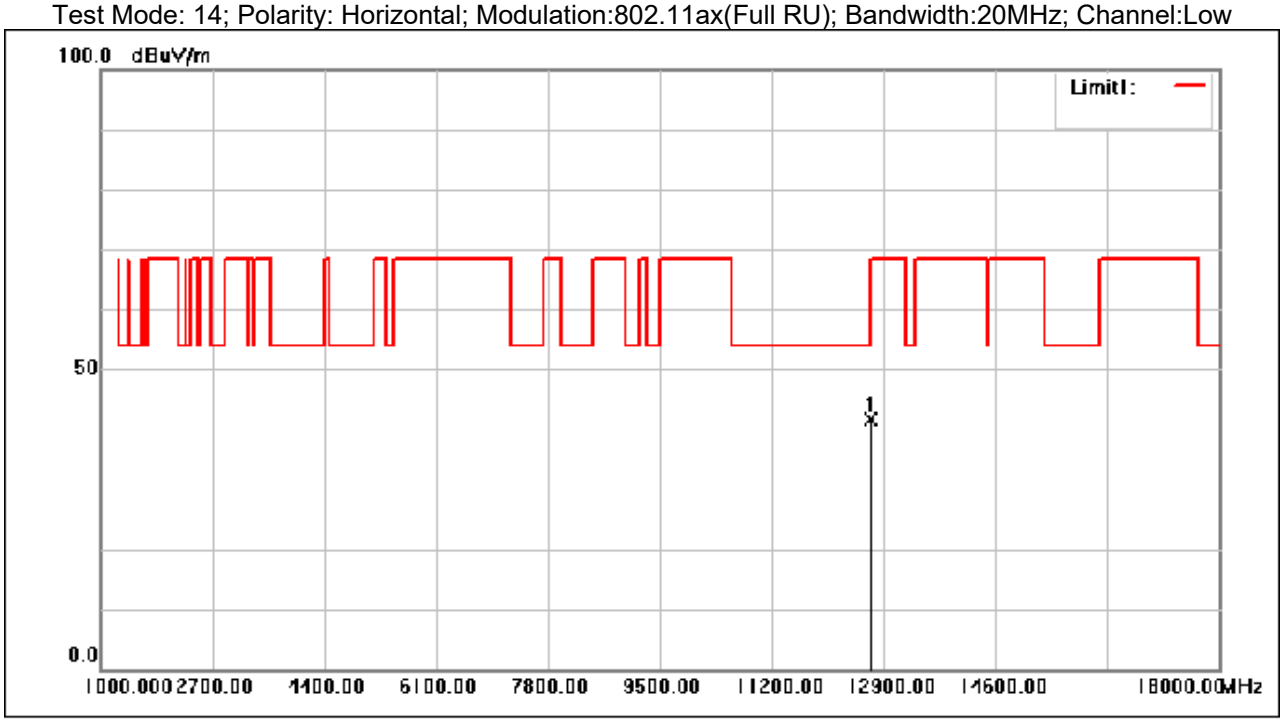

No.	Frequency (MHz)	Reading (dBuV)	Correction factor(dB/m)	Result (dBuV/m)	Limit (dBuV/m)	Margin (dB)	Remark
1	12710.560	38.88	2.78	41.66	68.30	-26.64	peak

Test Mode: 14; Polarity: Vertical; Modulation:802.11ax(Full RU); Bandwidth:20MHz; Channel:Low

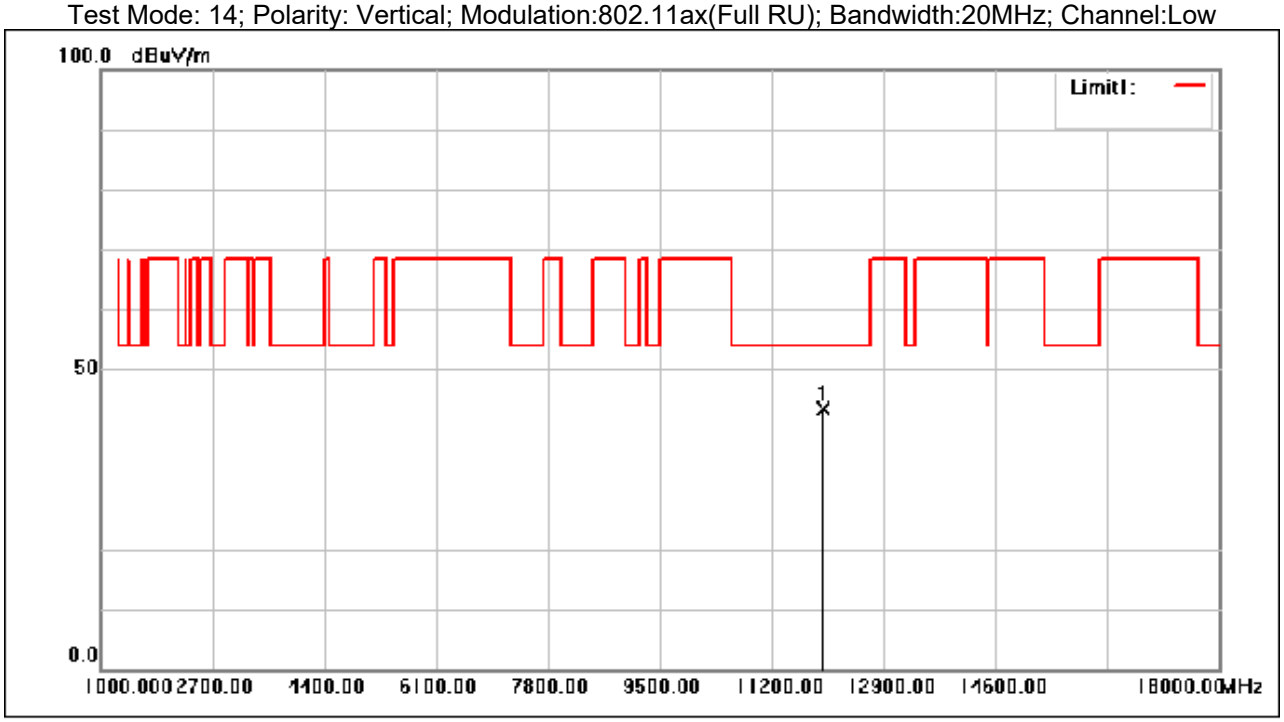

No.	Frequency (MHz)	Reading (dBuV)	Correction factor(dB/m)	Result (dBuV/m)	Limit (dBuV/m)	Margin (dB)	Remark
1	11992.760	40.80	2.59	43.39	54.00	-10.61	peak

Test Mode: 14; Polarity: Horizontal; Modulation:802.11ax(Full RU); Bandwidth:20MHz; Channel:middle

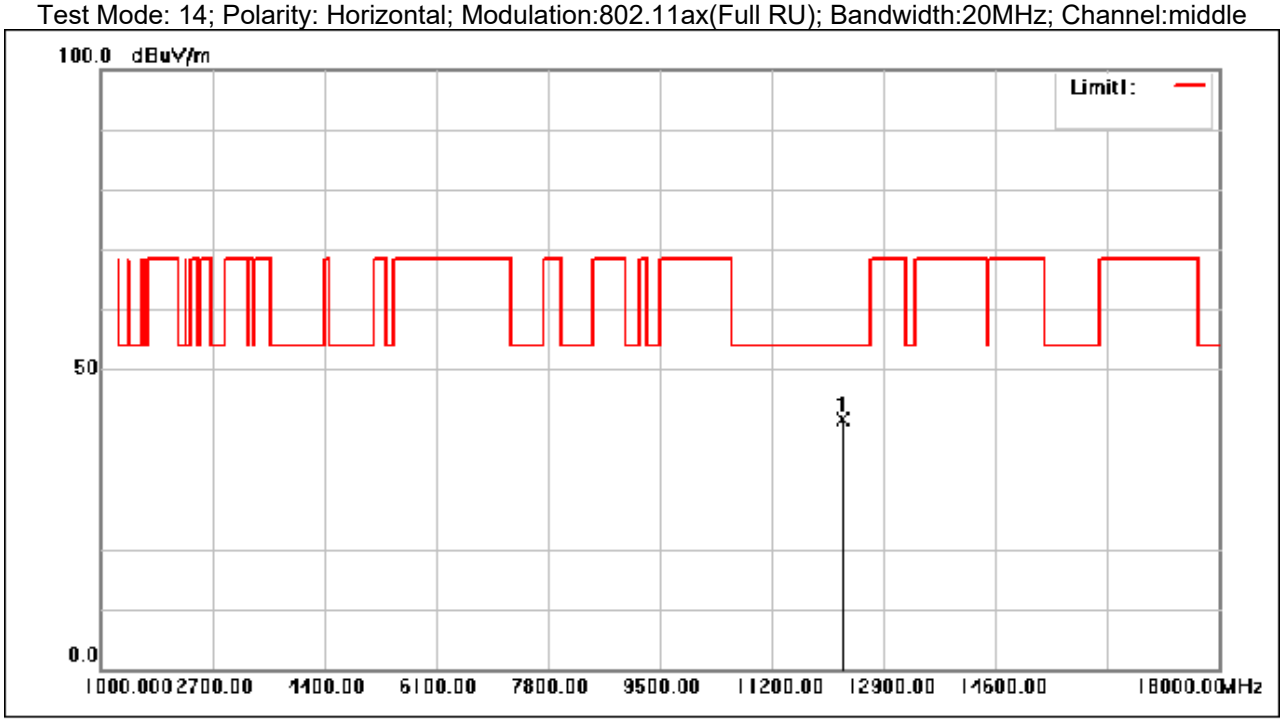

No.	Frequency (MHz)	Reading (dBuV)	Correction factor(dB/m)	Result (dBuV/m)	Limit (dBuV/m)	Margin (dB)	Remark
1	12282.760	39.28	2.30	41.58	54.00	-12.42	peak

Test Mode: 14; Polarity: Vertical; Modulation:802.11ax(Full RU); Bandwidth:20MHz; Channel:middle

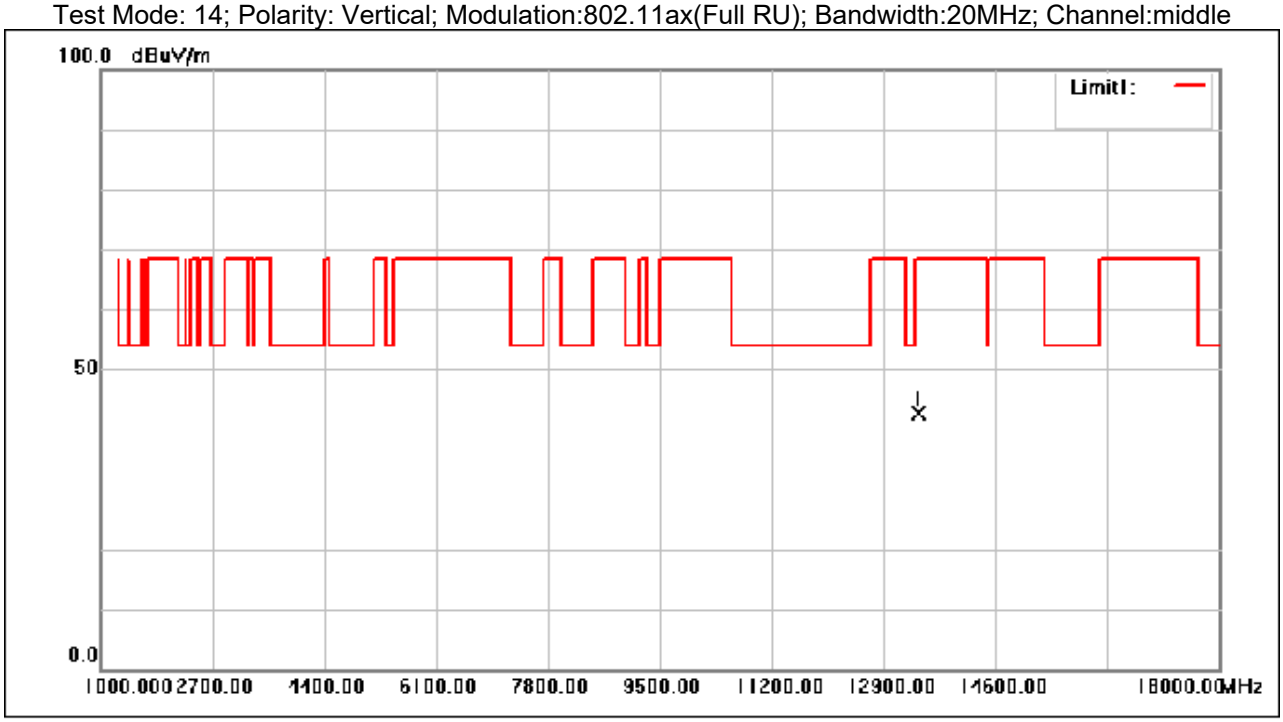

No.	Frequency (MHz)	Reading (dBuV)	Correction factor(dB/m)	Result (dBuV/m)	Limit (dBuV/m)	Margin (dB)	Remark
1	13437.330	39.97	2.66	42.63	68.30	-25.67	peak

Test Mode: 14; Polarity: Horizontal; Modulation:802.11ax(Full RU); Bandwidth:20MHz; Channel:High

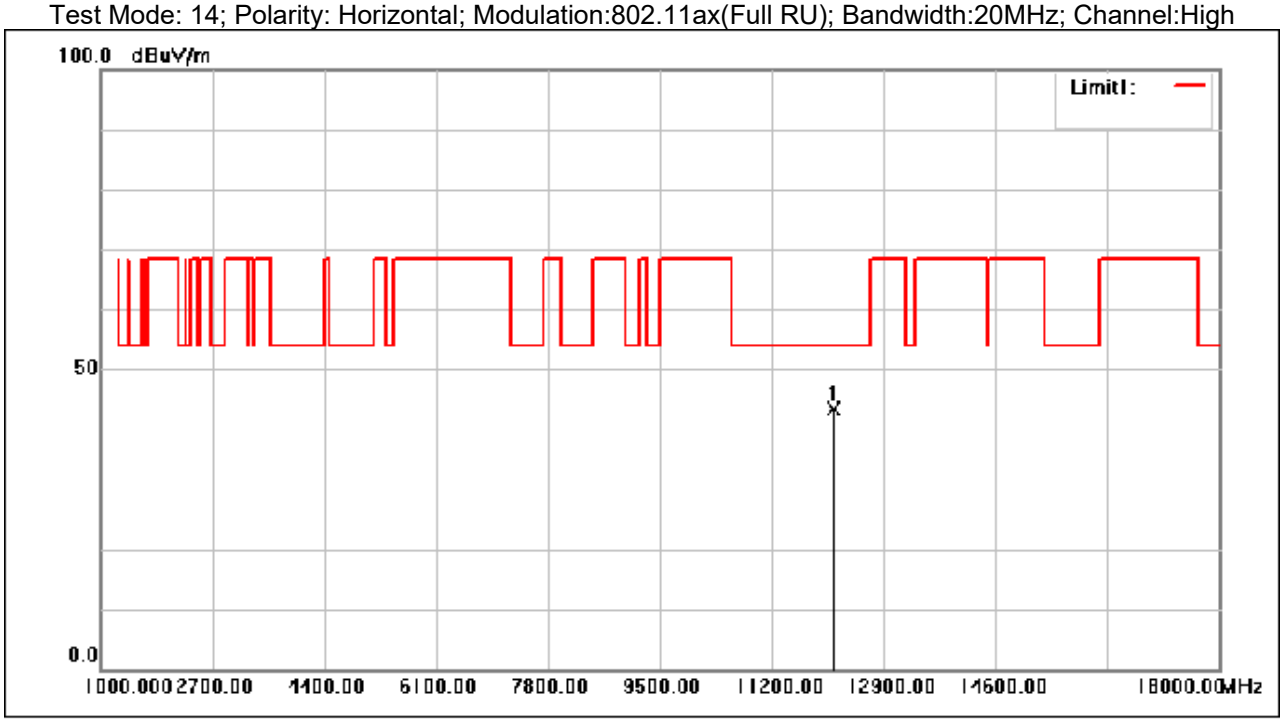

No.	Frequency (MHz)	Reading (dBuV)	Correction factor(dB/m)	Result (dBuV/m)	Limit (dBuV/m)	Margin (dB)	Remark
1	12149.320	40.81	2.45	43.26	54.00	-10.74	peak

Test Mode: 14; Polarity: Vertical; Modulation:802.11ax(Full RU); Bandwidth:20MHz; Channel:High

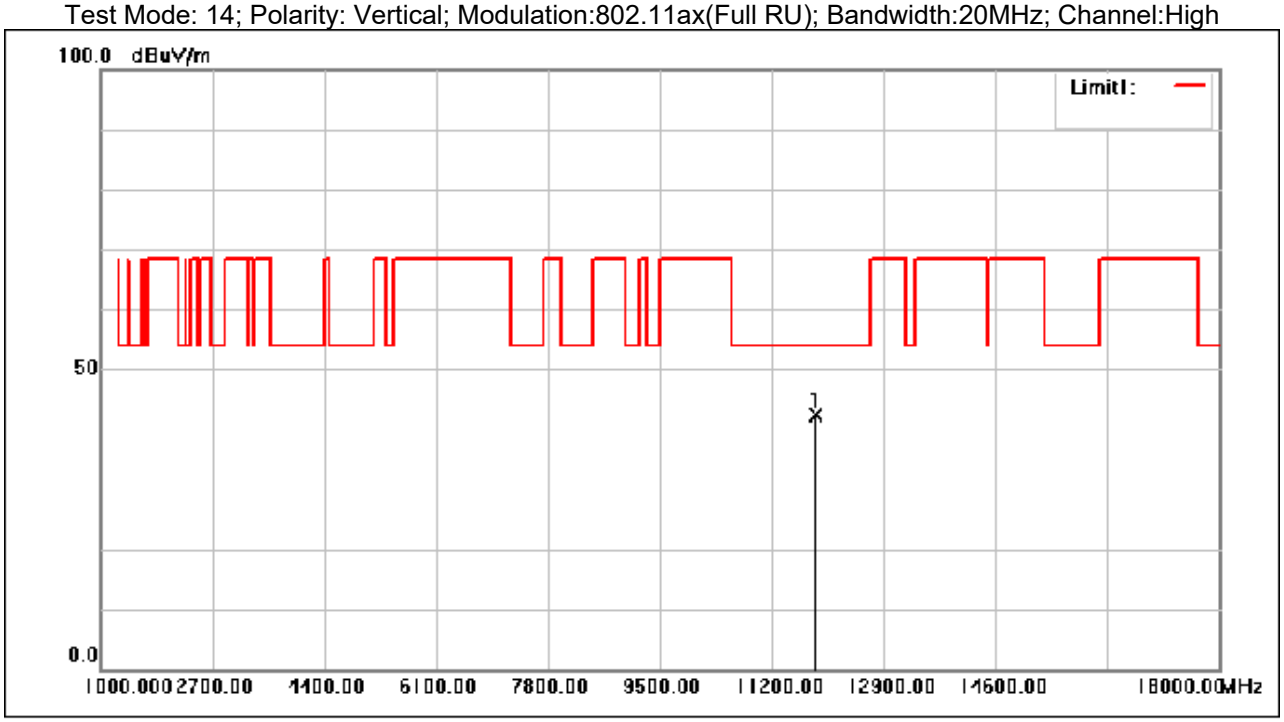

No.	Frequency (MHz)	Reading (dBuV)	Correction factor(dB/m)	Result (dBuV/m)	Limit (dBuV/m)	Margin (dB)	Remark
1	11865.160	40.13	2.16	42.29	54.00	-11.71	peak

Test Mode: 14; Polarity: Horizontal ; Modulation:802.11ax(RU26_Left); Bandwidth:20MHz; Channel:Low

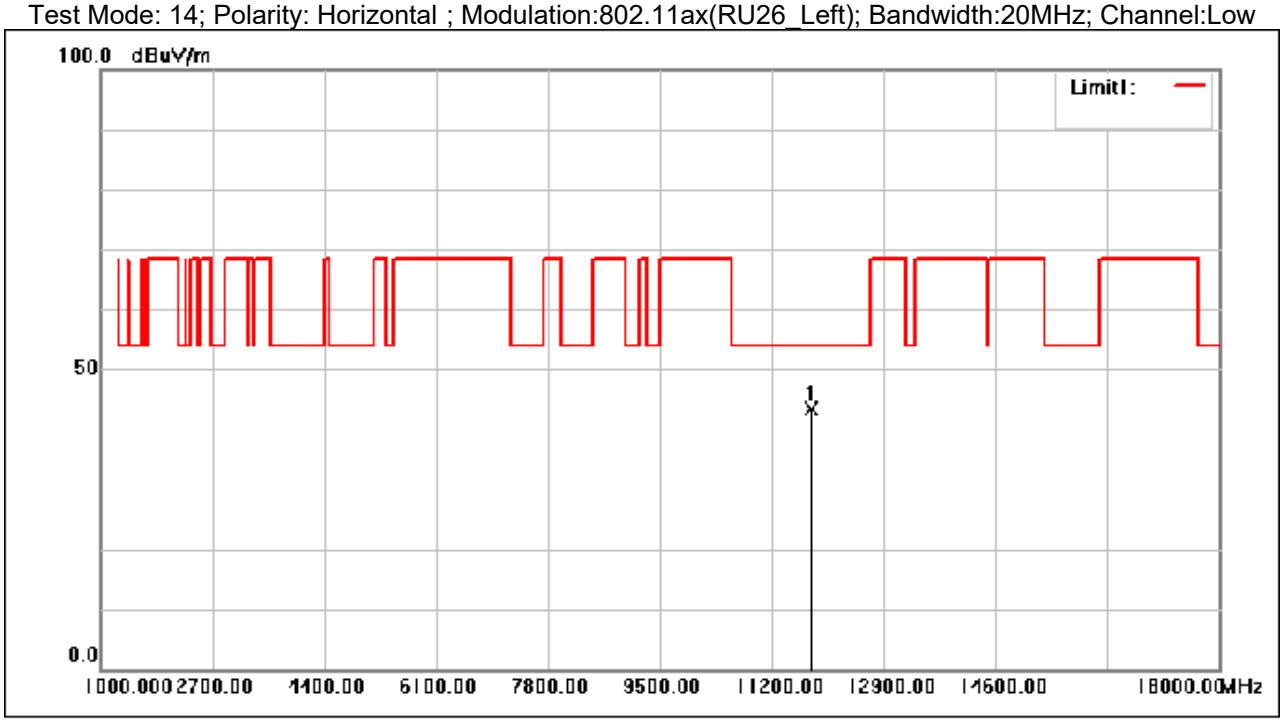

No.	Frequency (MHz)	Reading (dBuV)	Correction factor(dB/m)	Result (dBuV/m)	Limit (dBuV/m)	Margin (dB)	Remark
1	11789.550	41.58	1.91	43.49	54.00	-10.51	peak

Test Mode: 14; Polarity: Vertical ; Modulation:802.11ax(RU26_Left); Bandwidth:20MHz; Channel:Low

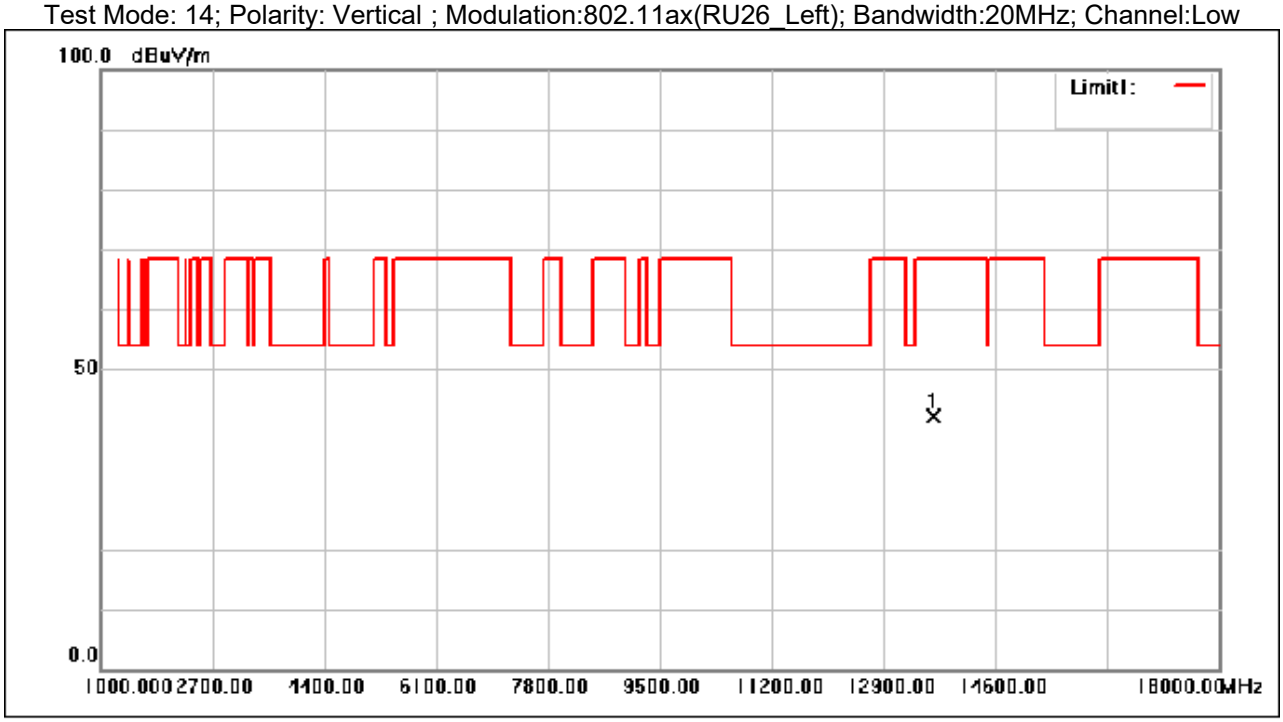

No.	Frequency (MHz)	Reading (dBuV)	Correction factor(dB/m)	Result (dBuV/m)	Limit (dBuV/m)	Margin (dB)	Remark
1	13650.570	39.28	2.93	42.21	68.30	-26.09	peak

Test Mode: 14; Polarity: Horizontal ; Modulation:802.11ax(RU26_Middle); Bandwidth:20MHz;
Channel:Middle

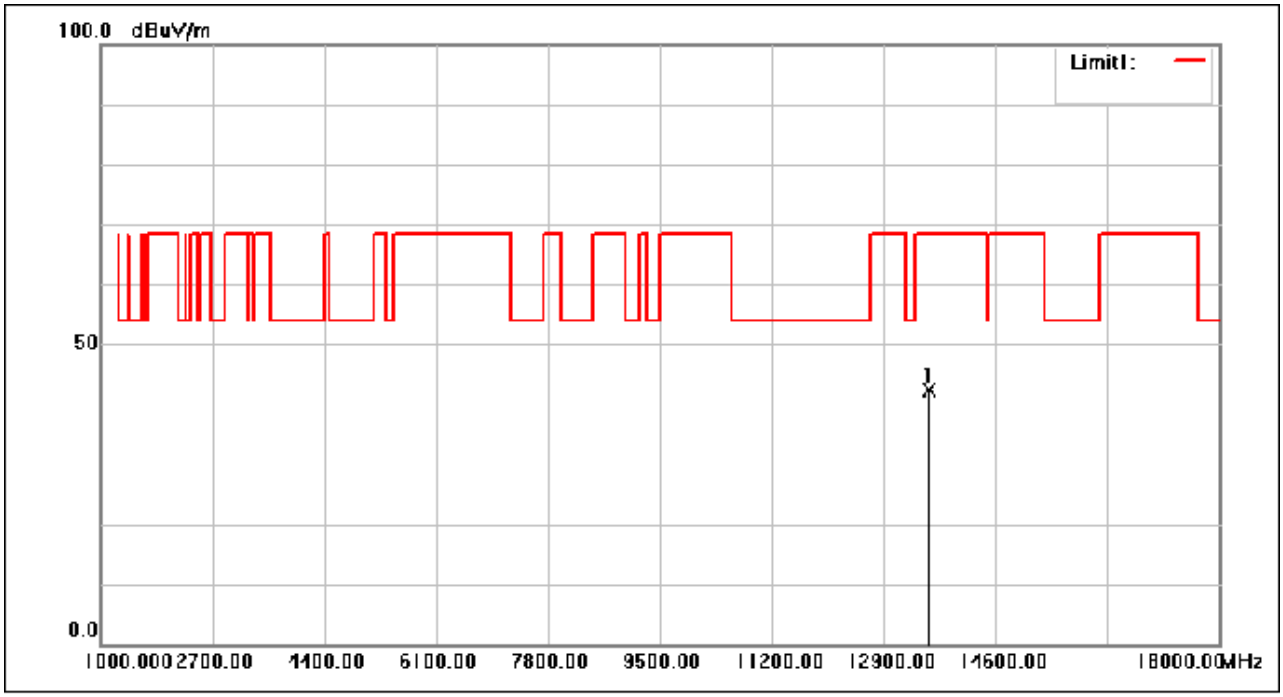

No.	Frequency (MHz)	Reading (dBuV)	Correction factor(dB/m)	Result (dBuV/m)	Limit (dBuV/m)	Margin (dB)	Remark
1	13590.660	39.67	2.76	42.43	68.30	-25.87	peak

Test Mode: 14; Polarity: Vertical ; Modulation:802.11ax(RU26_Middle); Bandwidth:20MHz; Channel:Middle

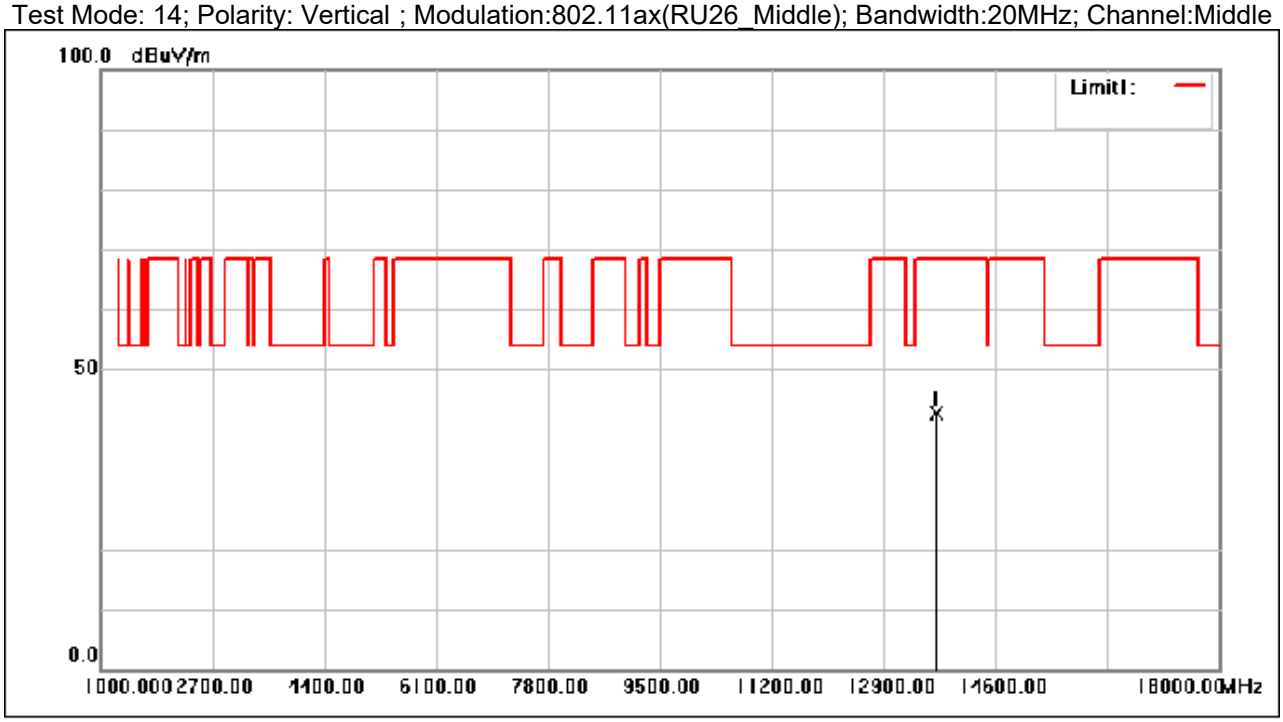

No.	Frequency (MHz)	Reading (dBuV)	Correction factor(dB/m)	Result (dBuV/m)	Limit (dBuV/m)	Margin (dB)	Remark
1	13695.020	39.61	3.05	42.66	68.30	-25.64	peak

Test Mode: 14; Polarity: Horizontal ; Modulation:802.11ax(RU26_Right); Bandwidth:20MHz; Channel:High

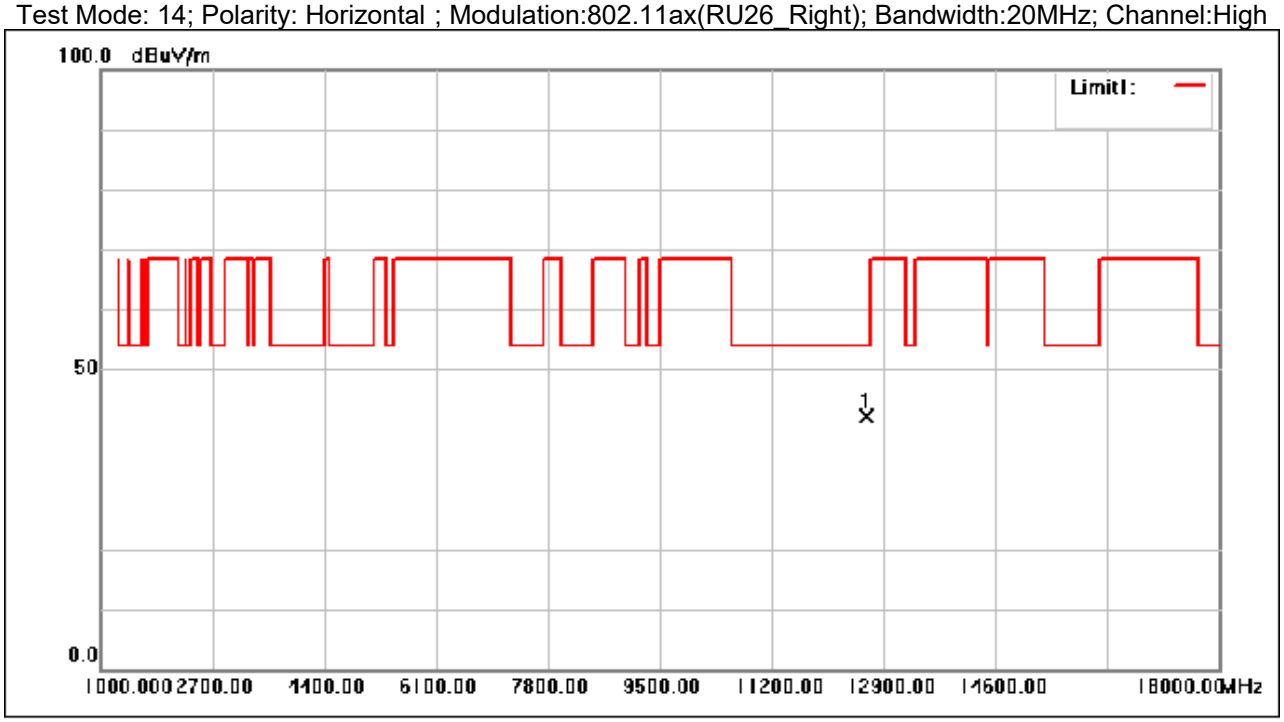

No.	Frequency (MHz)	Reading (dBuV)	Correction factor(dB/m)	Result (dBuV/m)	Limit (dBuV/m)	Margin (dB)	Remark
1	12648.150	39.51	2.56	42.07	54.00	-11.93	peak

Test Mode: 14; Polarity: Vertical ; Modulation:802.11ax(RU26_Right); Bandwidth:20MHz; Channel:High

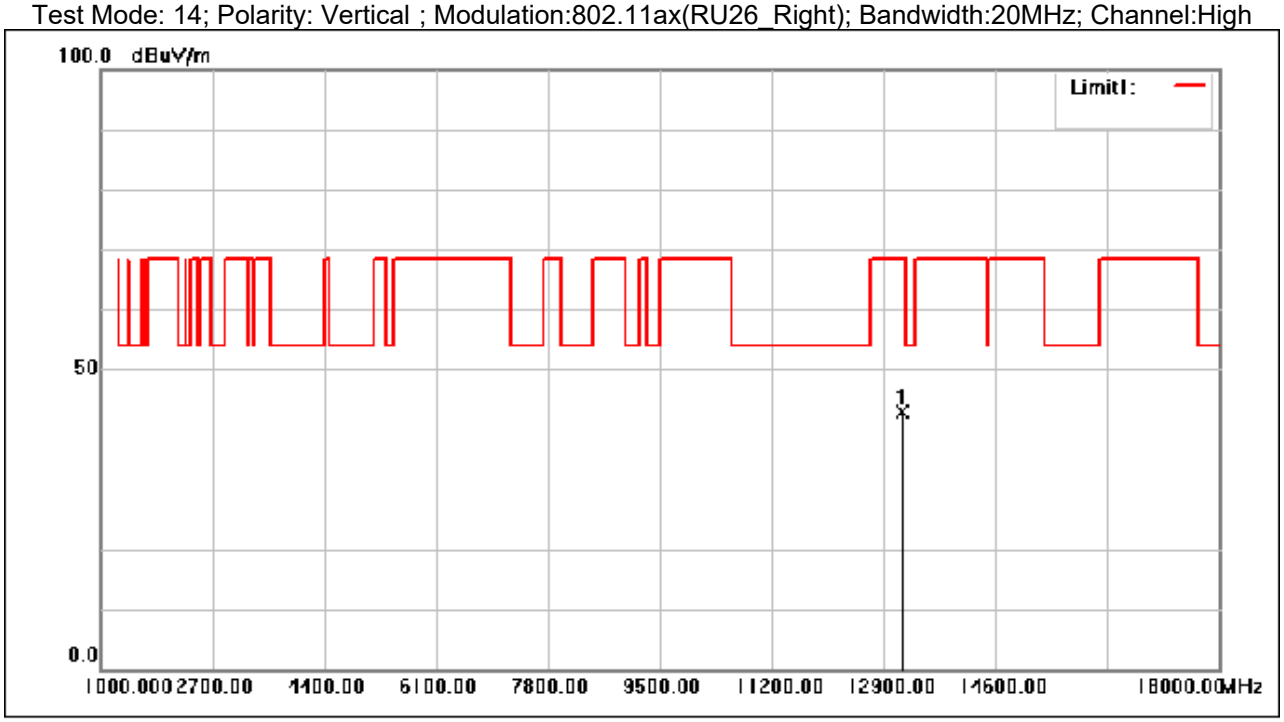

No.	Frequency (MHz)	Reading (dBuV)	Correction factor(dB/m)	Result (dBuV/m)	Limit (dBuV/m)	Margin (dB)	Remark
1	13175.950	39.61	3.32	42.93	68.30	-25.37	peak

Test Mode: 14; Polarity: Horizontal ; Modulation:802.11ax(RU52_Left); Bandwidth:20MHz; Channel:Low

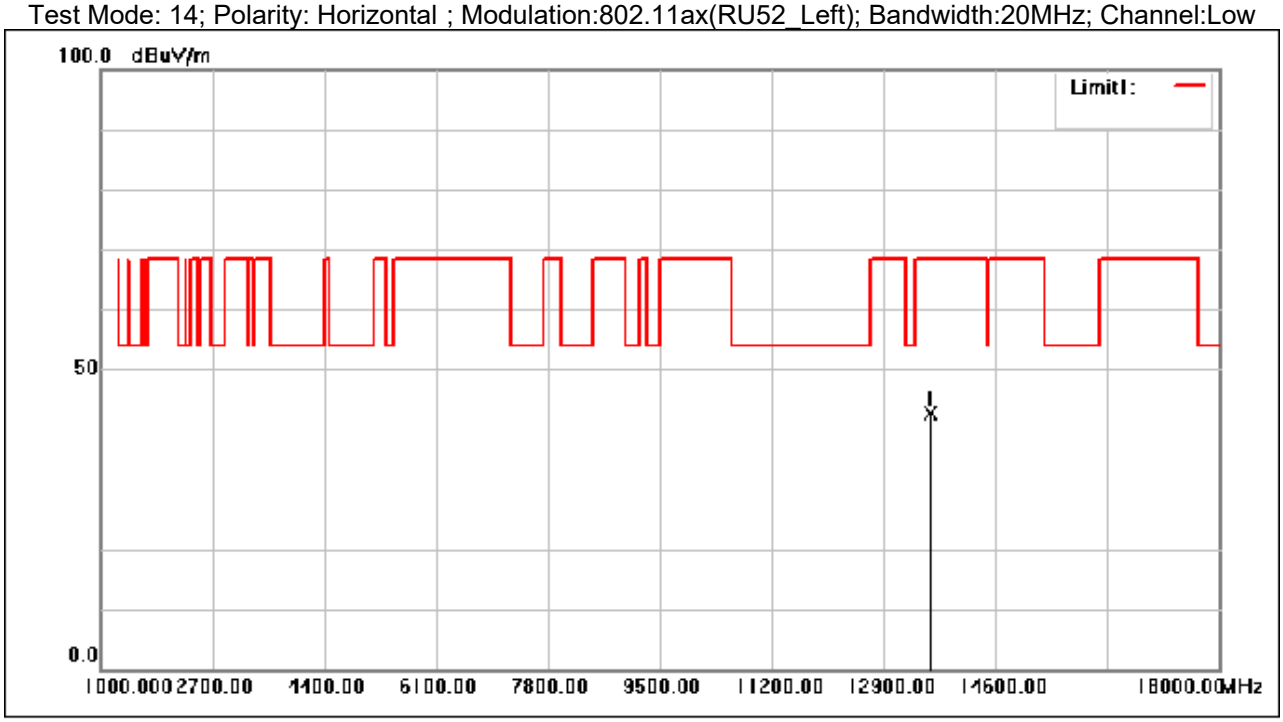

No.	Frequency (MHz)	Reading (dBuV)	Correction factor(dB/m)	Result (dBuV/m)	Limit (dBuV/m)	Margin (dB)	Remark
1	13606.810	39.94	2.81	42.75	68.30	-25.55	peak

Test Mode: 14; Polarity: Vertical ; Modulation:802.11ax(RU52_Left); Bandwidth:20MHz; Channel:Low

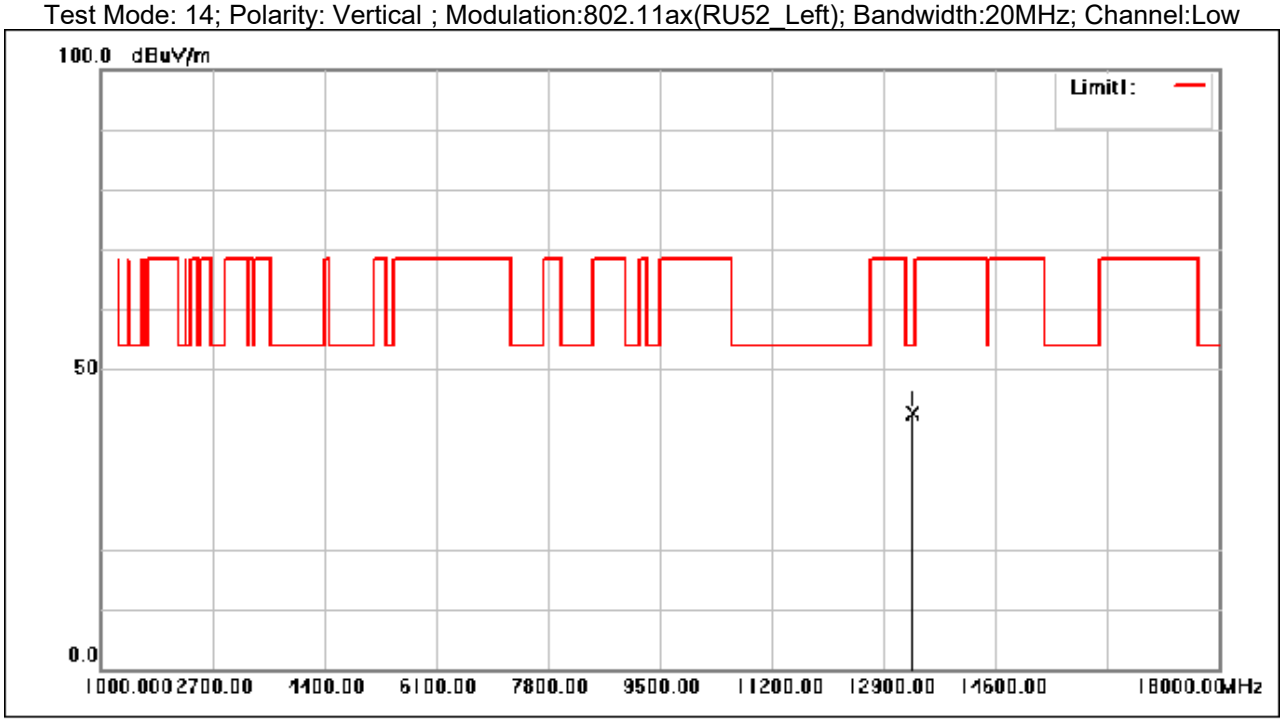

No.	Frequency (MHz)	Reading (dBuV)	Correction factor(dB/m)	Result (dBuV/m)	Limit (dBuV/m)	Margin (dB)	Remark
1	13351.270	39.84	2.89	42.73	54.00	-11.27	peak

Test Mode: 14; Polarity: Horizontal ; Modulation:802.11ax(RU52_Right); Bandwidth:20MHz; Channel:High

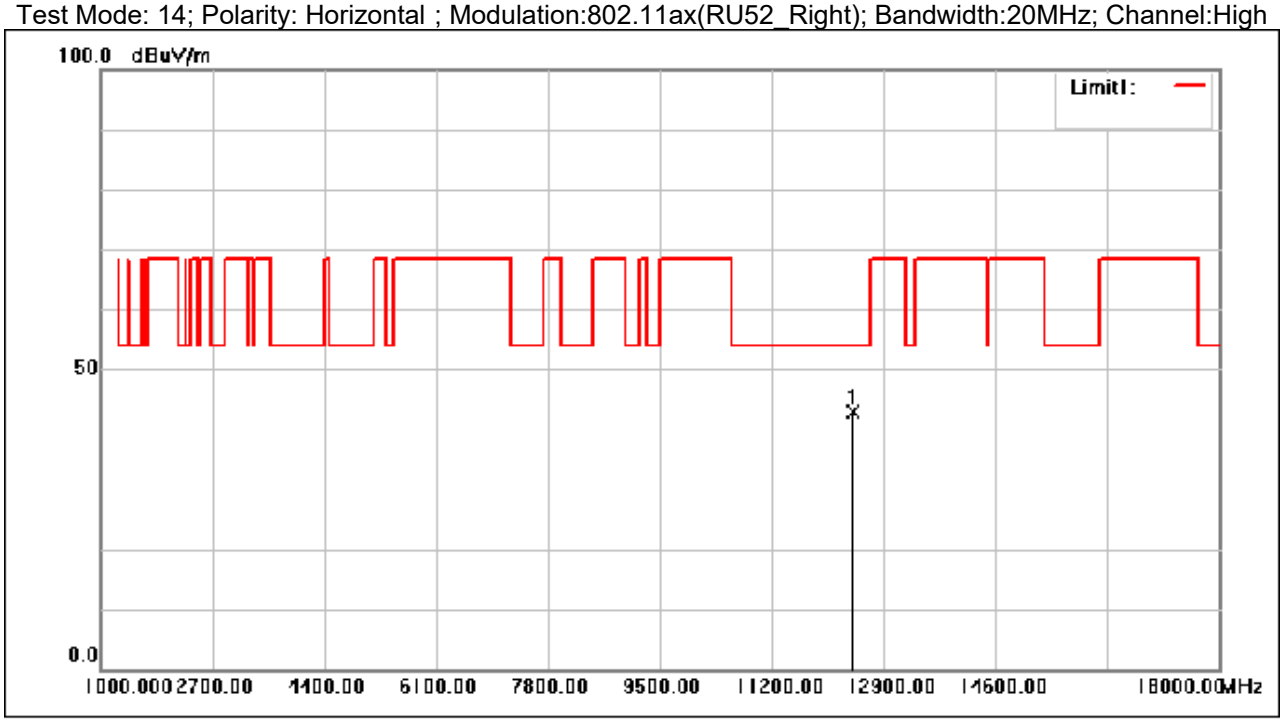

No.	Frequency (MHz)	Reading (dBuV)	Correction factor(dB/m)	Result (dBuV/m)	Limit (dBuV/m)	Margin (dB)	Remark
1	12442.760	40.85	2.12	42.97	54.00	-11.03	peak

Test Mode: 14; Polarity: Vertical ; Modulation:802.11ax(RU52_Right); Bandwidth:20MHz; Channel:High

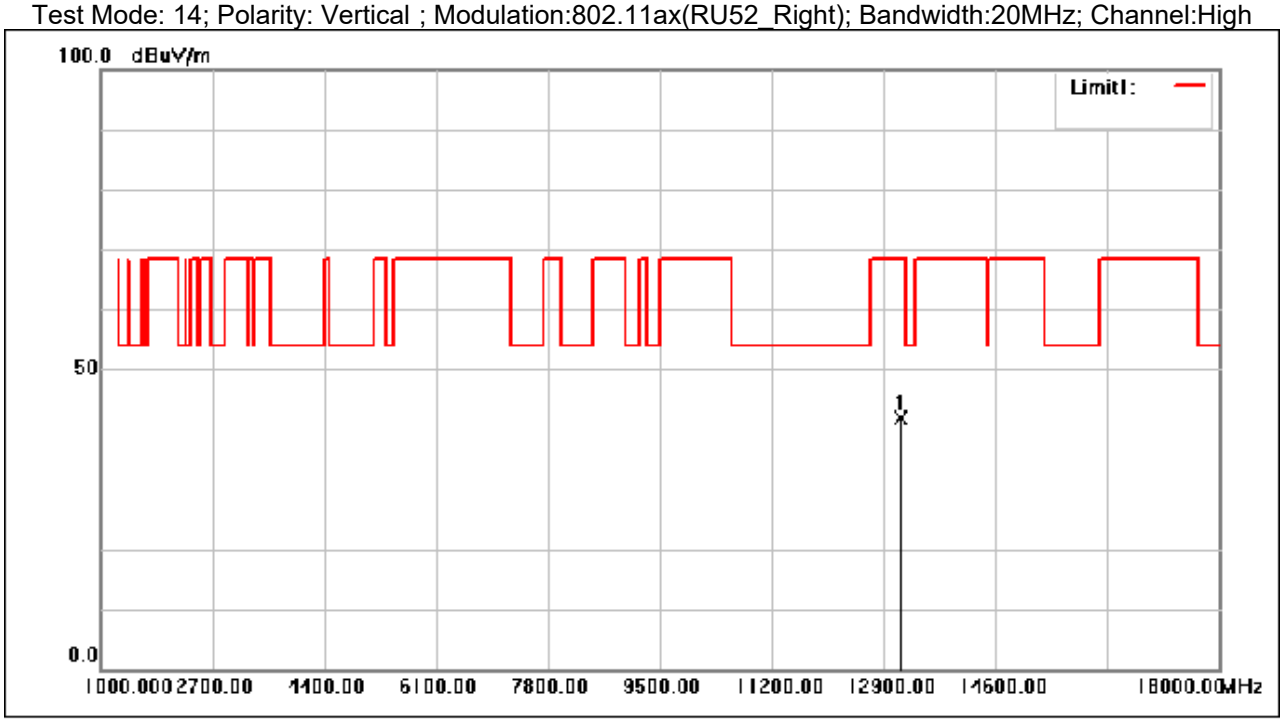

No.	Frequency (MHz)	Reading (dBuV)	Correction factor(dB/m)	Result (dBuV/m)	Limit (dBuV/m)	Margin (dB)	Remark
1	13164.880	38.56	3.35	41.91	68.30	-26.39	peak

Test Mode: 14; Polarity: Horizontal ; Modulation:802.11ax(RU106_Left); Bandwidth:20MHz; Channel:Low

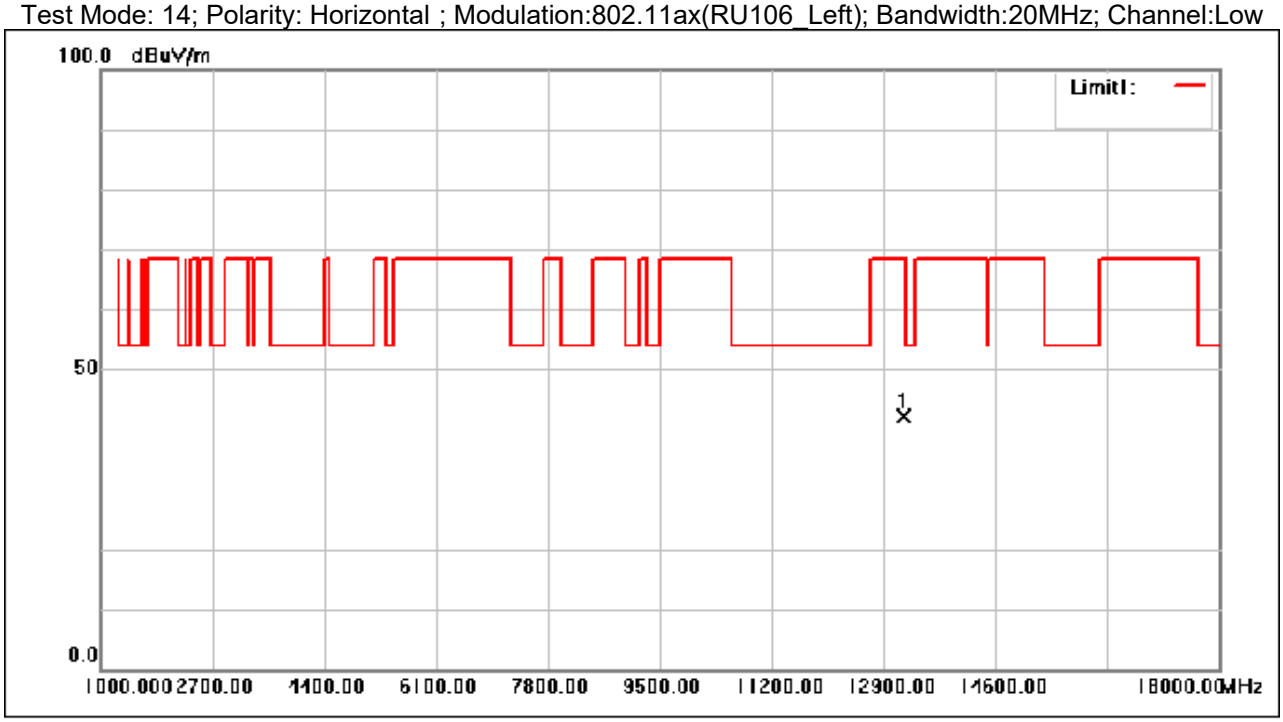

No.	Frequency (MHz)	Reading (dBuV)	Correction factor(dB/m)	Result (dBuV/m)	Limit (dBuV/m)	Margin (dB)	Remark
1	13205.330	38.78	3.24	42.02	68.30	-26.28	peak

Test Mode: 14; Polarity: Vertical ; Modulation:802.11ax(RU106_Left); Bandwidth:20MHz; Channel:Low

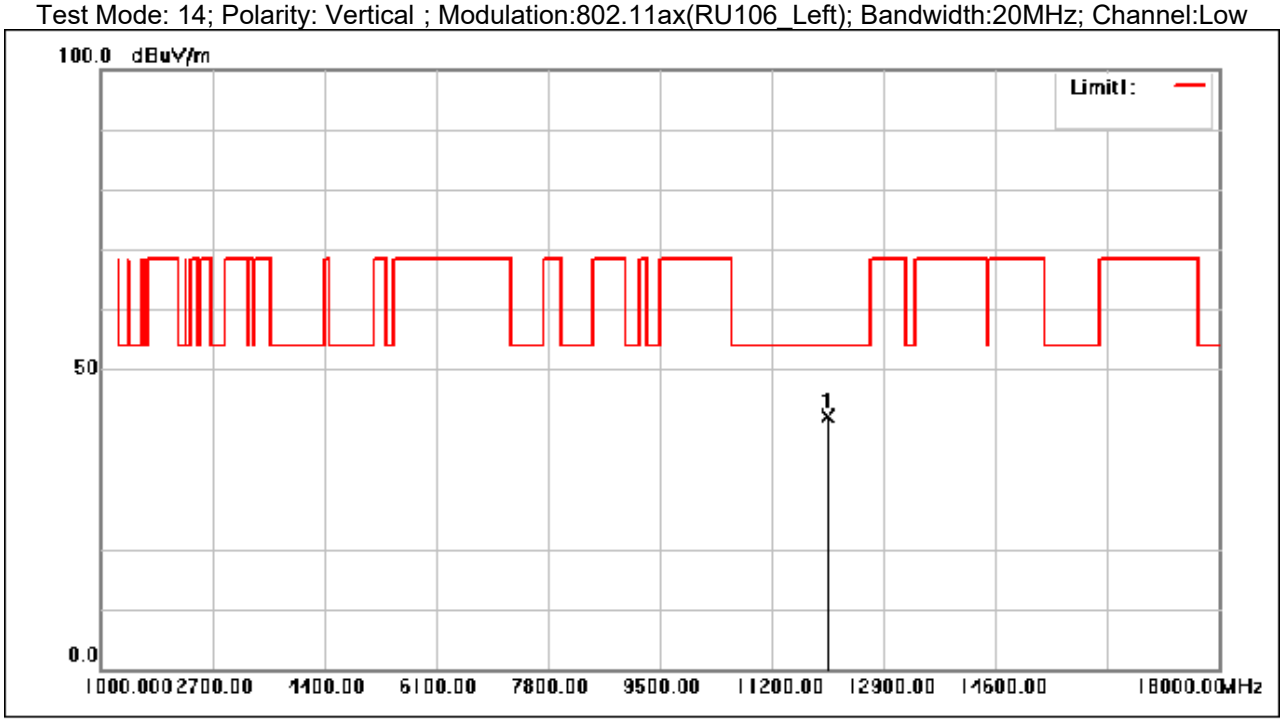

No.	Frequency (MHz)	Reading (dBuV)	Correction factor(dB/m)	Result (dBuV/m)	Limit (dBuV/m)	Margin (dB)	Remark
1	12043.820	39.48	2.56	42.04	54.00	-11.96	peak

Test Mode: 14; Polarity: Horizontal ; Modulation:802.11ax(RU106_Right); Bandwidth:20MHz; Channel:High

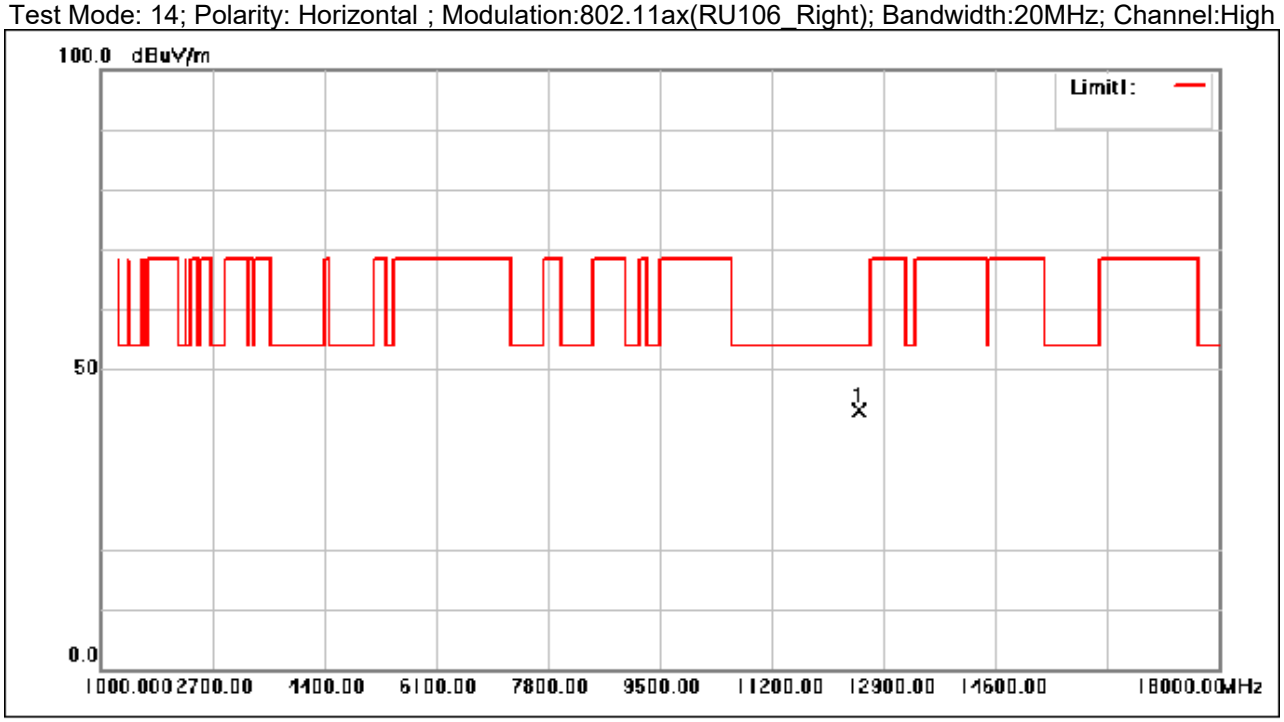

No.	Frequency (MHz)	Reading (dBuV)	Correction factor(dB/m)	Result (dBuV/m)	Limit (dBuV/m)	Margin (dB)	Remark
1	12535.110	40.90	2.18	43.08	54.00	-10.92	peak

Test Mode: 14; Polarity: Vertical ; Modulation:802.11ax(RU106_Right); Bandwidth:20MHz; Channel:High

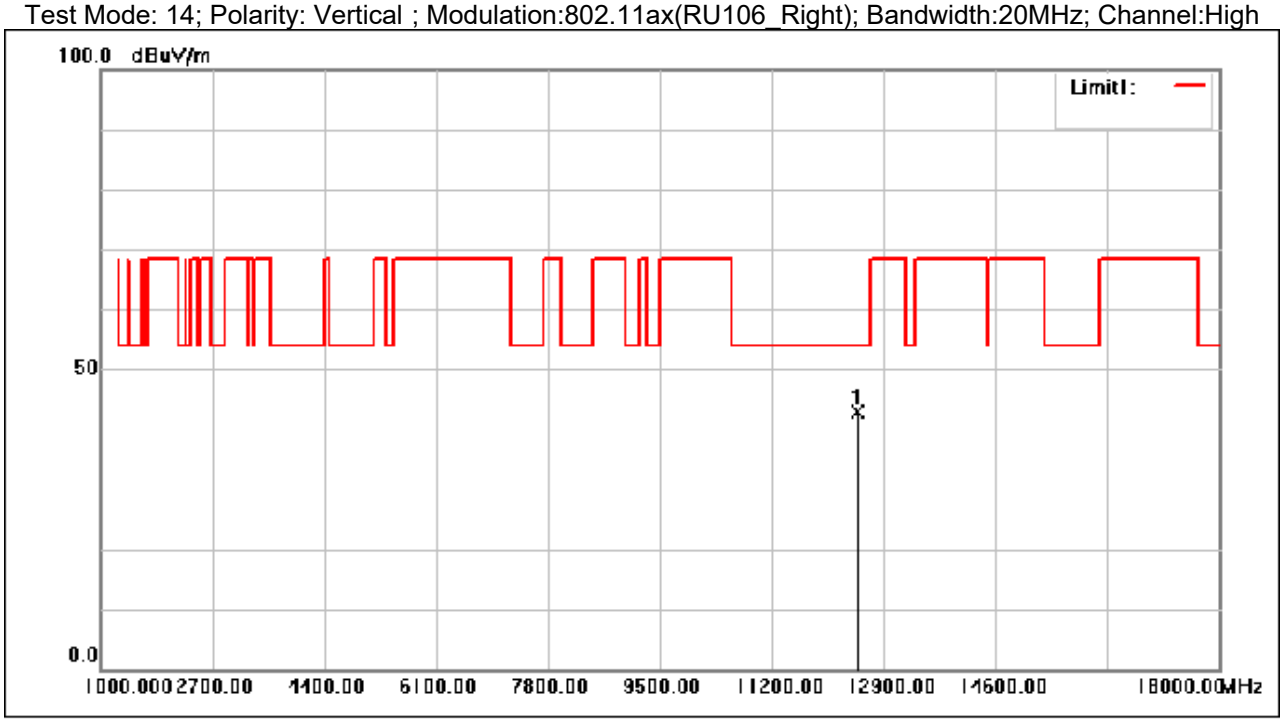

No.	Frequency (MHz)	Reading (dBuV)	Correction factor(dB/m)	Result (dBuV/m)	Limit (dBuV/m)	Margin (dB)	Remark
1	12509.320	40.82	2.10	42.92	54.00	-11.08	peak

Test Mode: 15; Polarity: Horizontal; Modulation:802.11a; Bandwidth:20MHz; Channel:Low

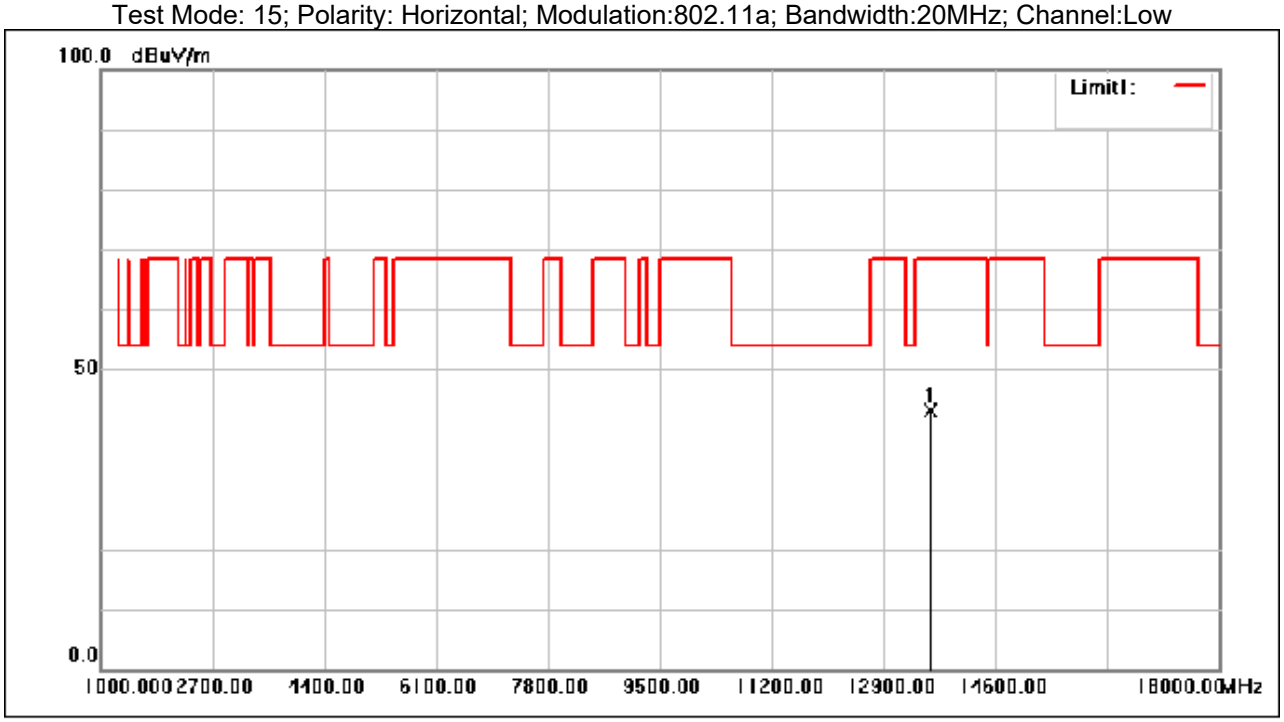

No.	Frequency (MHz)	Reading (dBuV)	Correction factor(dB/m)	Result (dBuV/m)	Limit (dBuV/m)	Margin (dB)	Remark
1	13625.180	40.37	2.86	43.23	68.30	-25.07	peak

Test Mode: 15; Polarity: Vertical; Modulation:802.11a; Bandwidth:20MHz; Channel:Low

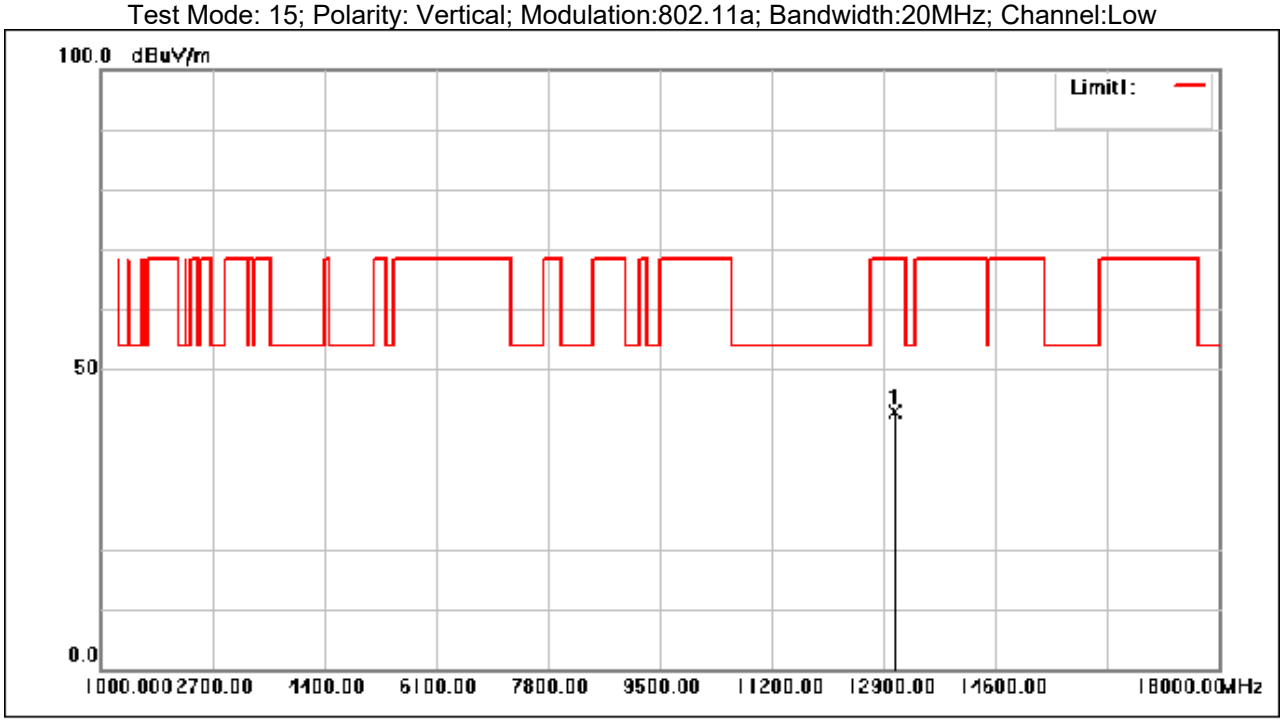

No.	Frequency (MHz)	Reading (dBuV)	Correction factor(dB/m)	Result (dBuV/m)	Limit (dBuV/m)	Margin (dB)	Remark
1	13072.870	39.29	3.58	42.87	68.30	-25.43	peak

Test Mode: 15; Polarity: Horizontal; Modulation:802.11a; Bandwidth:20MHz; Channel:middle

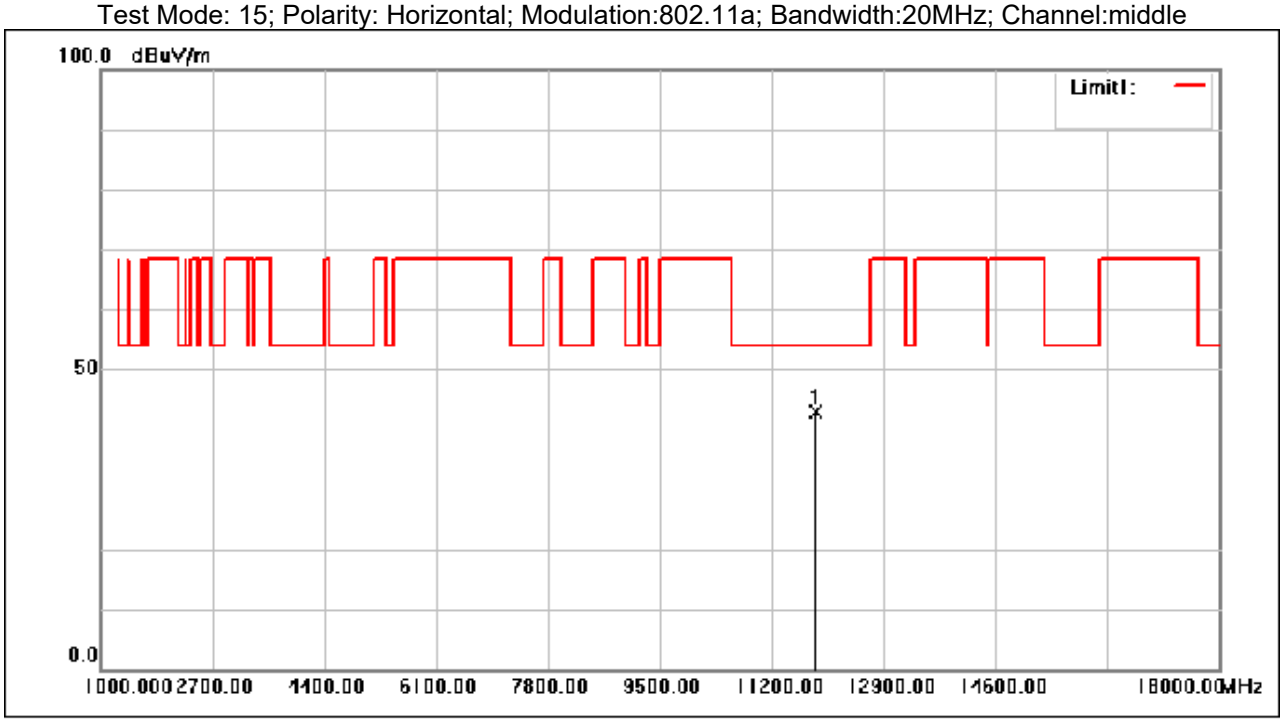

No.	Frequency (MHz)	Reading (dBuV)	Correction factor(dB/m)	Result (dBuV/m)	Limit (dBuV/m)	Margin (dB)	Remark
1	11871.320	40.64	2.19	42.83	54.00	-11.17	peak

Test Mode: 15; Polarity: Vertical; Modulation:802.11a; Bandwidth:20MHz; Channel:middle

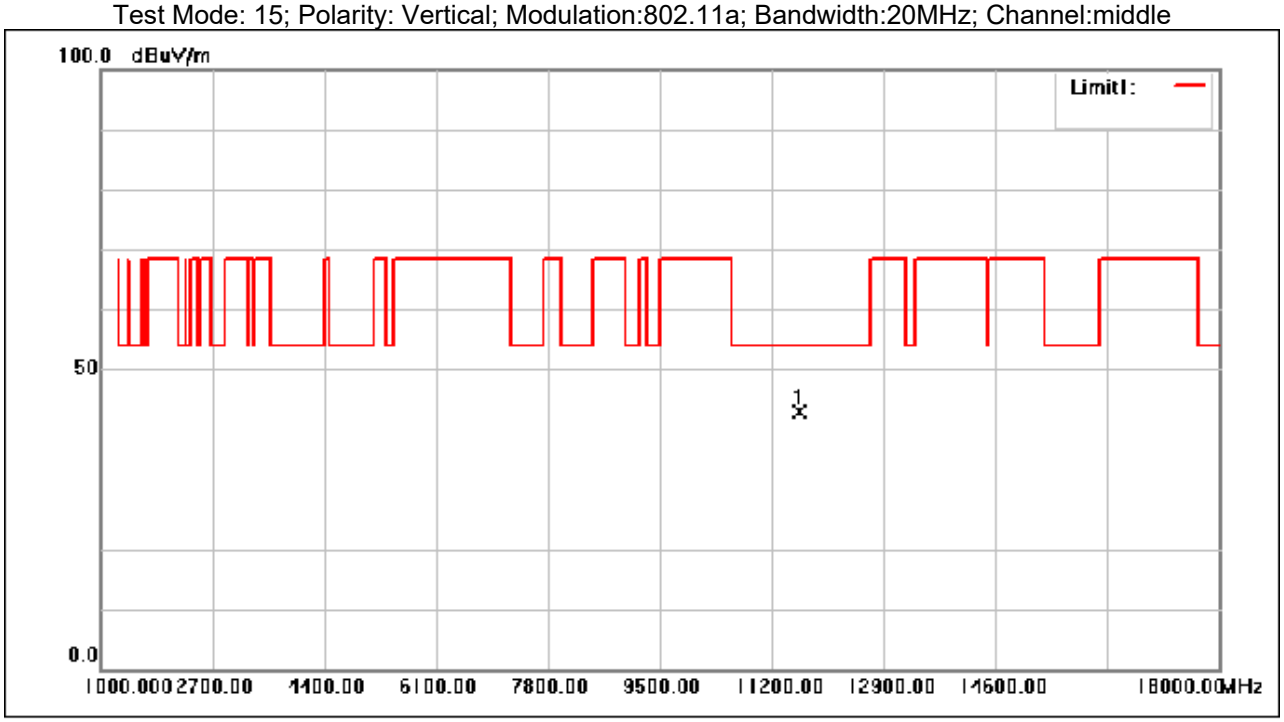

No.	Frequency (MHz)	Reading (dBuV)	Correction factor(dB/m)	Result (dBuV/m)	Limit (dBuV/m)	Margin (dB)	Remark
1	11615.780	41.59	1.34	42.93	54.00	-11.07	peak

Test Mode: 15; Polarity: Horizontal; Modulation:802.11a; Bandwidth:20MHz; Channel:High

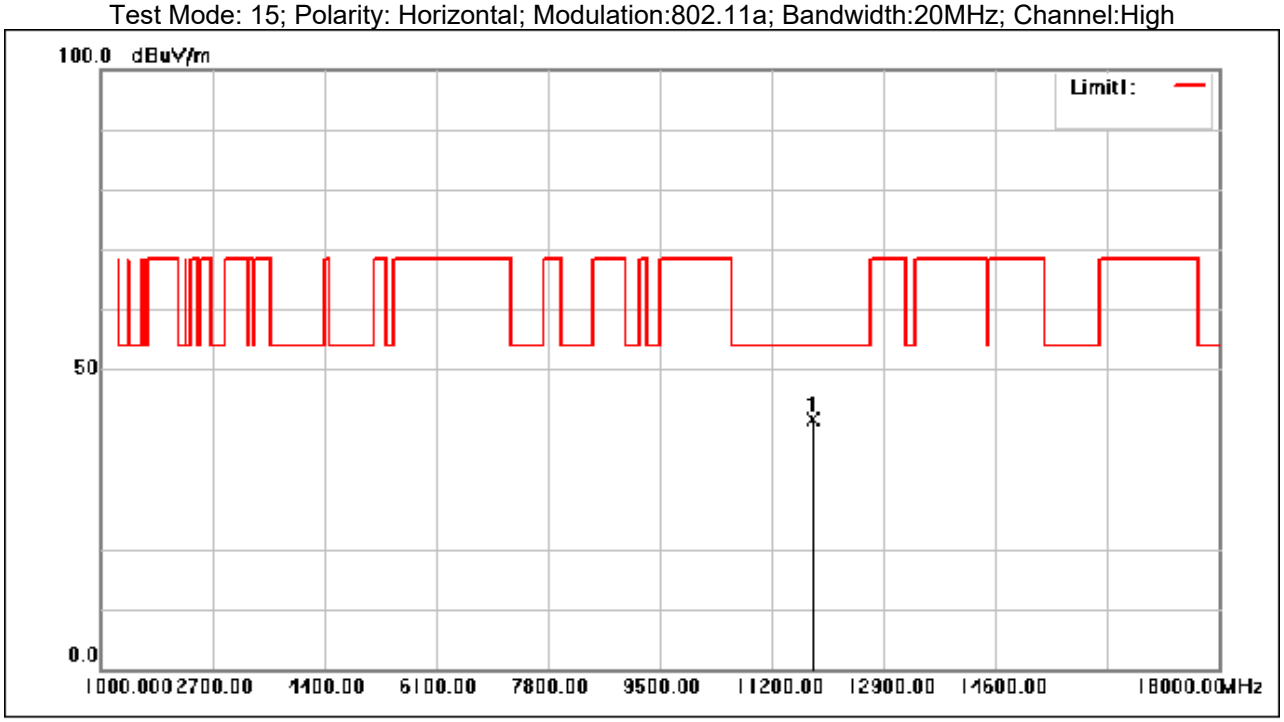

No.	Frequency (MHz)	Reading (dBuV)	Correction factor(dB/m)	Result (dBuV/m)	Limit (dBuV/m)	Margin (dB)	Remark
1	11820.020	39.54	2.01	41.55	54.00	-12.45	peak

Test Mode: 15; Polarity: Vertical; Modulation:802.11a; Bandwidth:20MHz; Channel:High

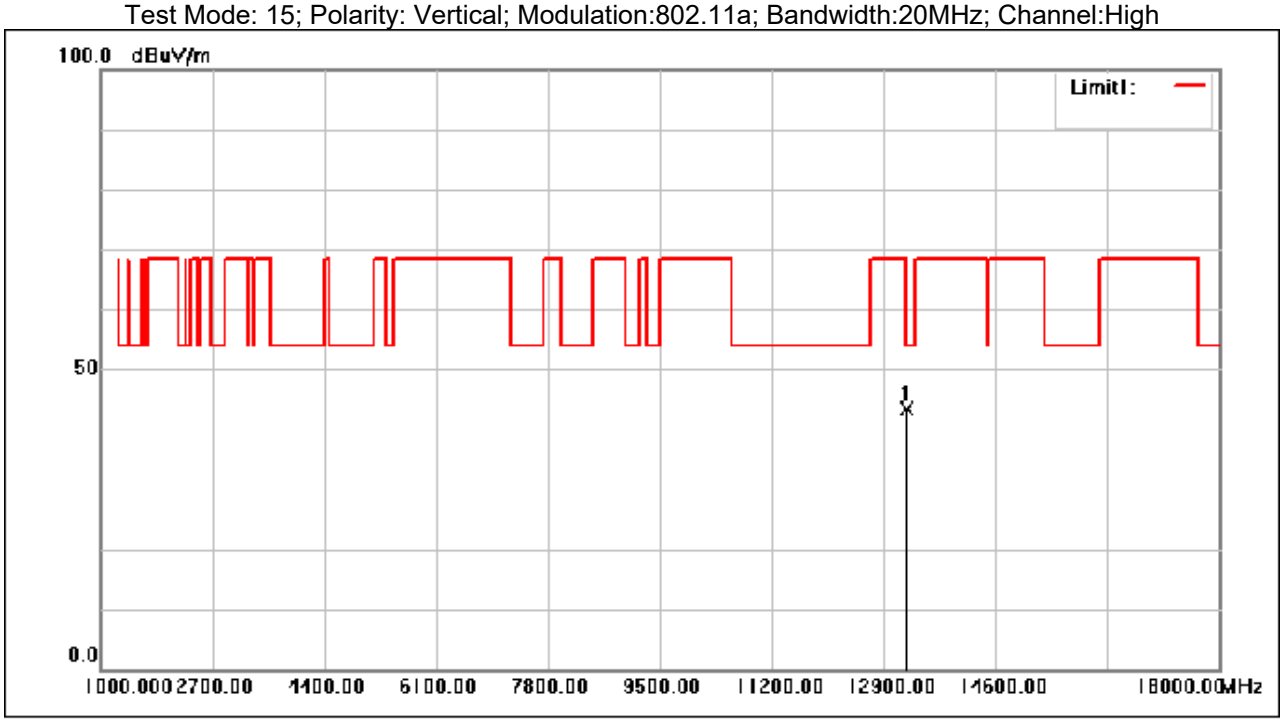

No.	Frequency (MHz)	Reading (dBuV)	Correction factor(dB/m)	Result (dBuV/m)	Limit (dBuV/m)	Margin (dB)	Remark
1	13251.590	40.18	3.13	43.31	54.00	-10.69	peak

Test Mode: 15; Polarity: Horizontal; Modulation:802.11ax(Full RU); Bandwidth:20MHz; Channel:Low

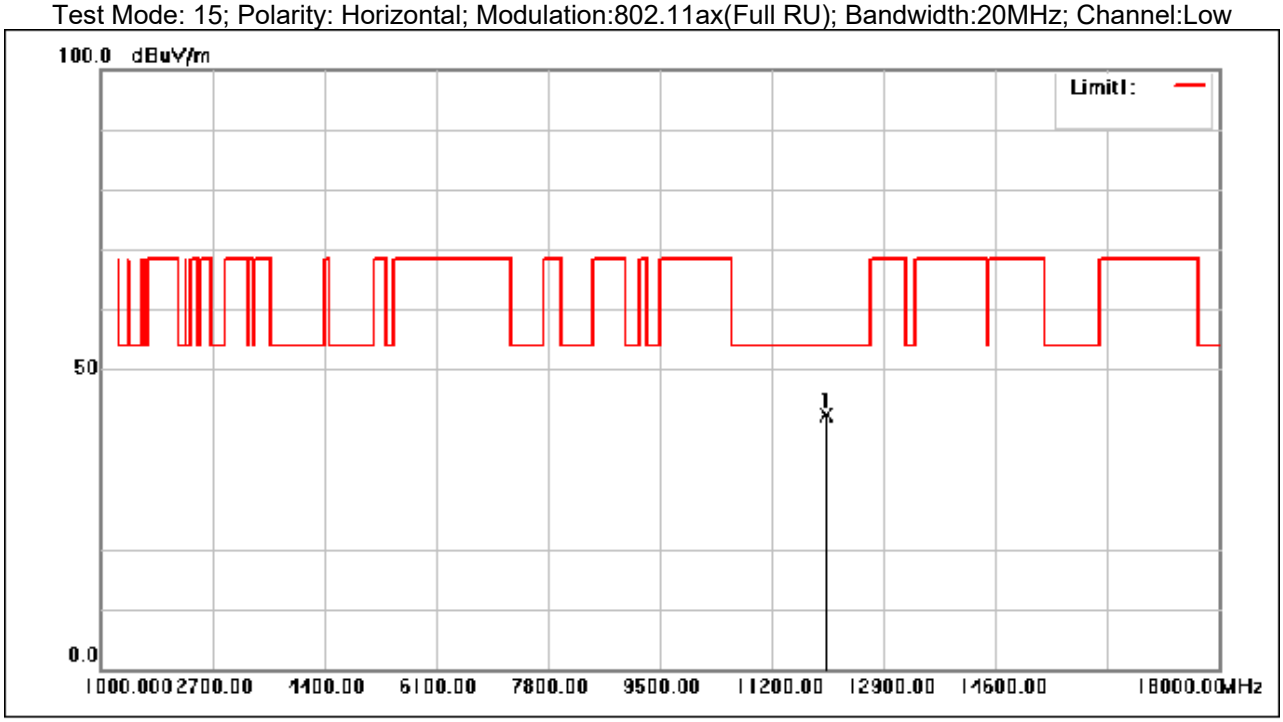

No.	Frequency (MHz)	Reading (dBuV)	Correction factor(dB/m)	Result (dBuV/m)	Limit (dBuV/m)	Margin (dB)	Remark
1	12036.940	39.79	2.57	42.36	54.00	-11.64	peak

Test Mode: 15; Polarity: Vertical; Modulation:802.11ax(Full RU); Bandwidth:20MHz; Channel:Low

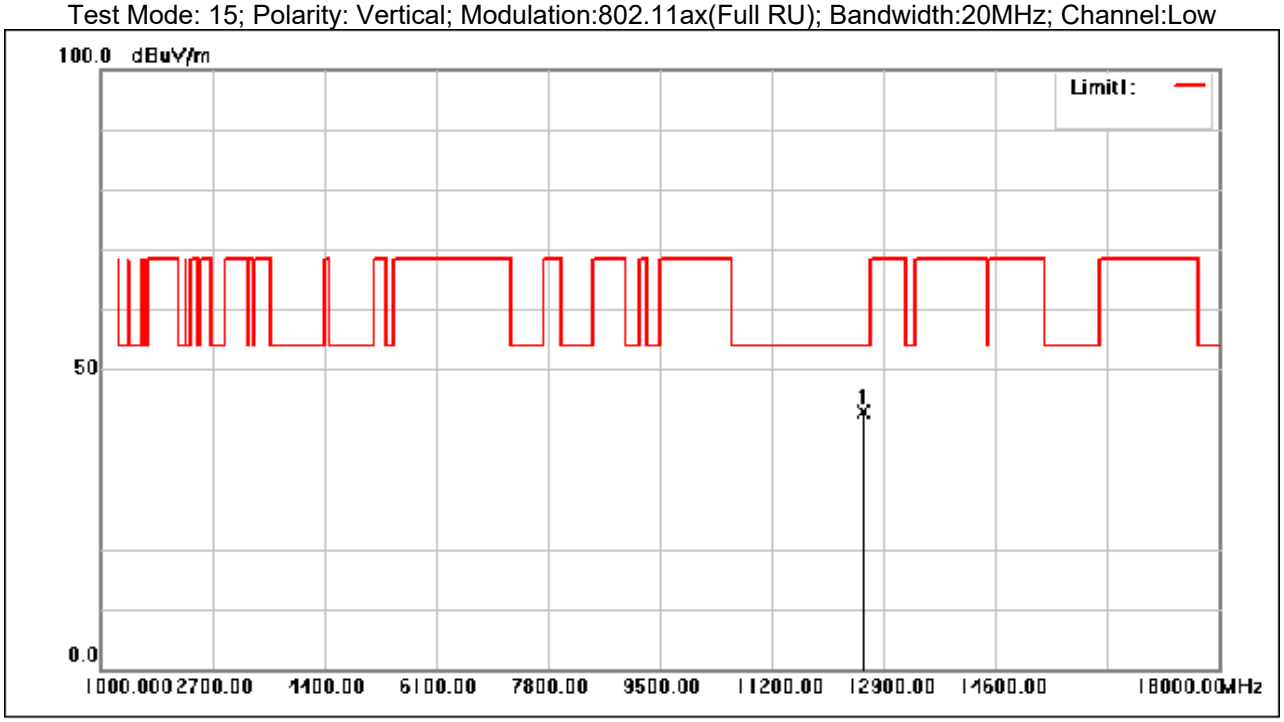

No.	Frequency (MHz)	Reading (dBuV)	Correction factor(dB/m)	Result (dBuV/m)	Limit (dBuV/m)	Margin (dB)	Remark
1	12592.430	40.59	2.38	42.97	54.00	-11.03	peak

Test Mode: 15; Polarity: Horizontal; Modulation:802.11ax(Full RU); Bandwidth:20MHz; Channel:middle

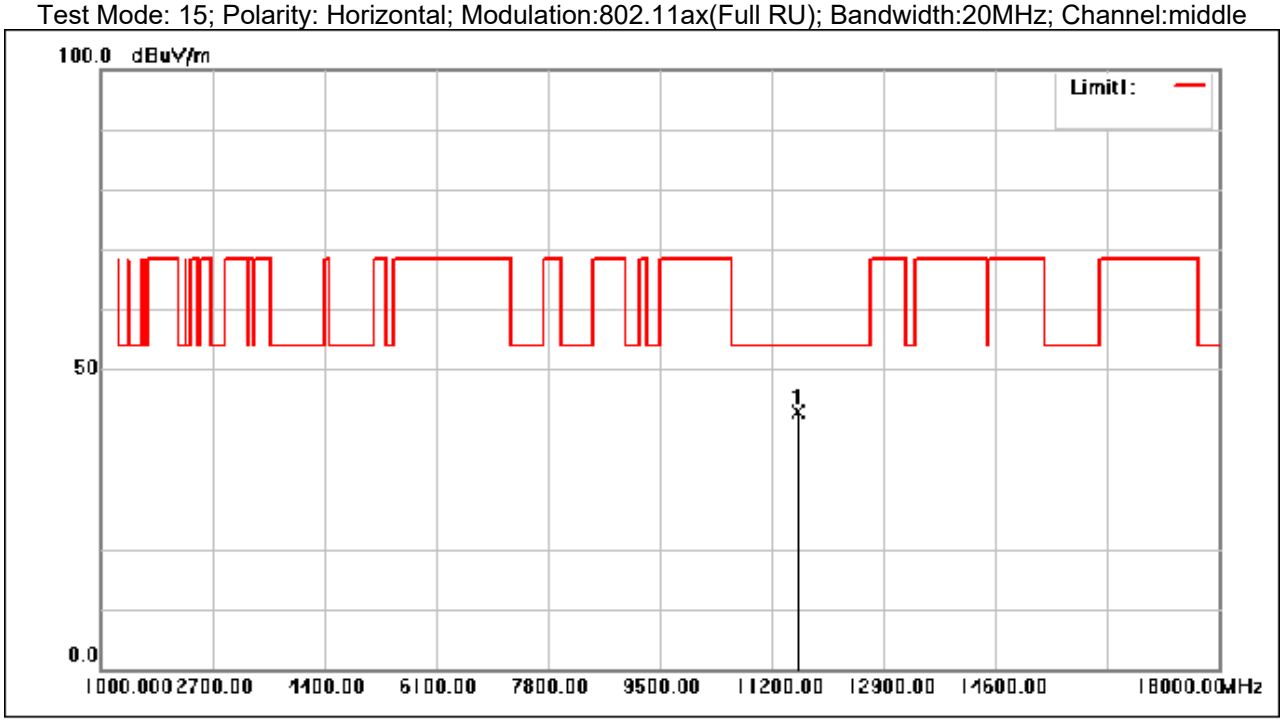

No.	Frequency (MHz)	Reading (dBuV)	Correction factor(dB/m)	Result (dBuV/m)	Limit (dBuV/m)	Margin (dB)	Remark
1	11605.170	41.52	1.30	42.82	54.00	-11.18	peak

Test Mode: 15; Polarity: Vertical; Modulation:802.11ax(Full RU); Bandwidth:20MHz; Channel:middle

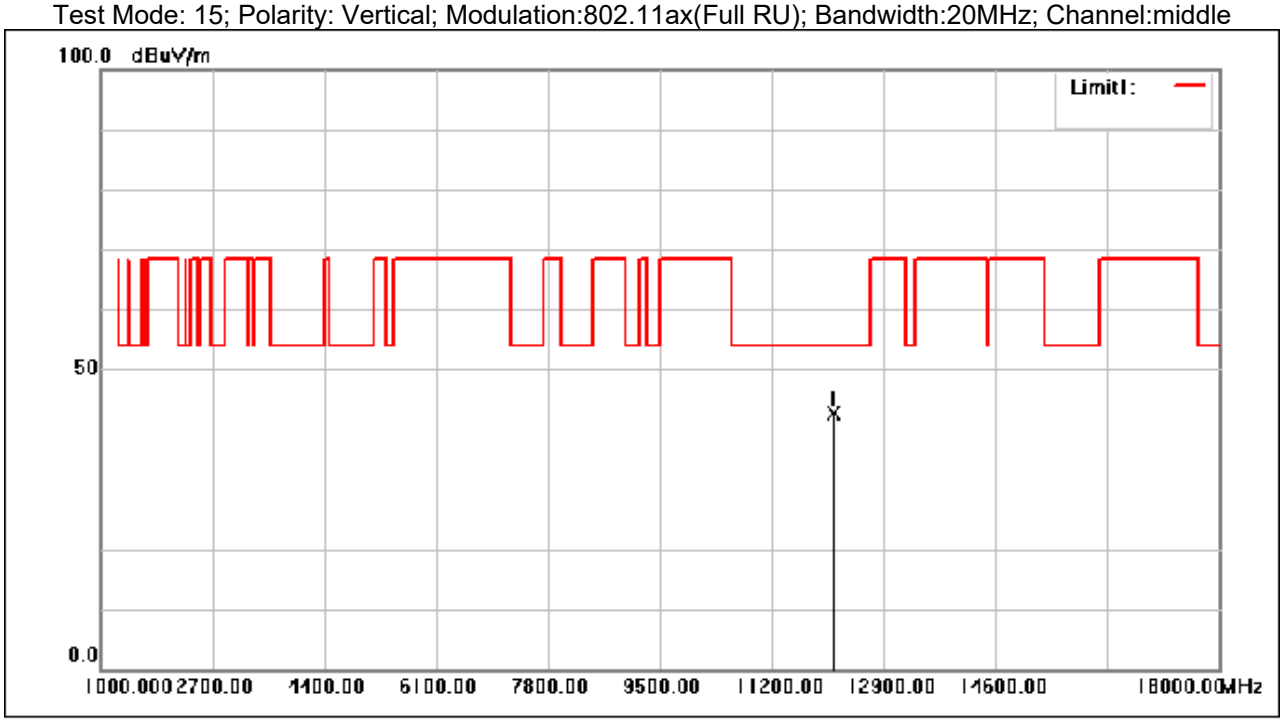

No.	Frequency (MHz)	Reading (dBuV)	Correction factor(dB/m)	Result (dBuV/m)	Limit (dBuV/m)	Margin (dB)	Remark
1	12143.850	40.06	2.45	42.51	54.00	-11.49	peak

Test Mode: 15; Polarity: Horizontal; Modulation:802.11ax(Full RU); Bandwidth:20MHz; Channel:High

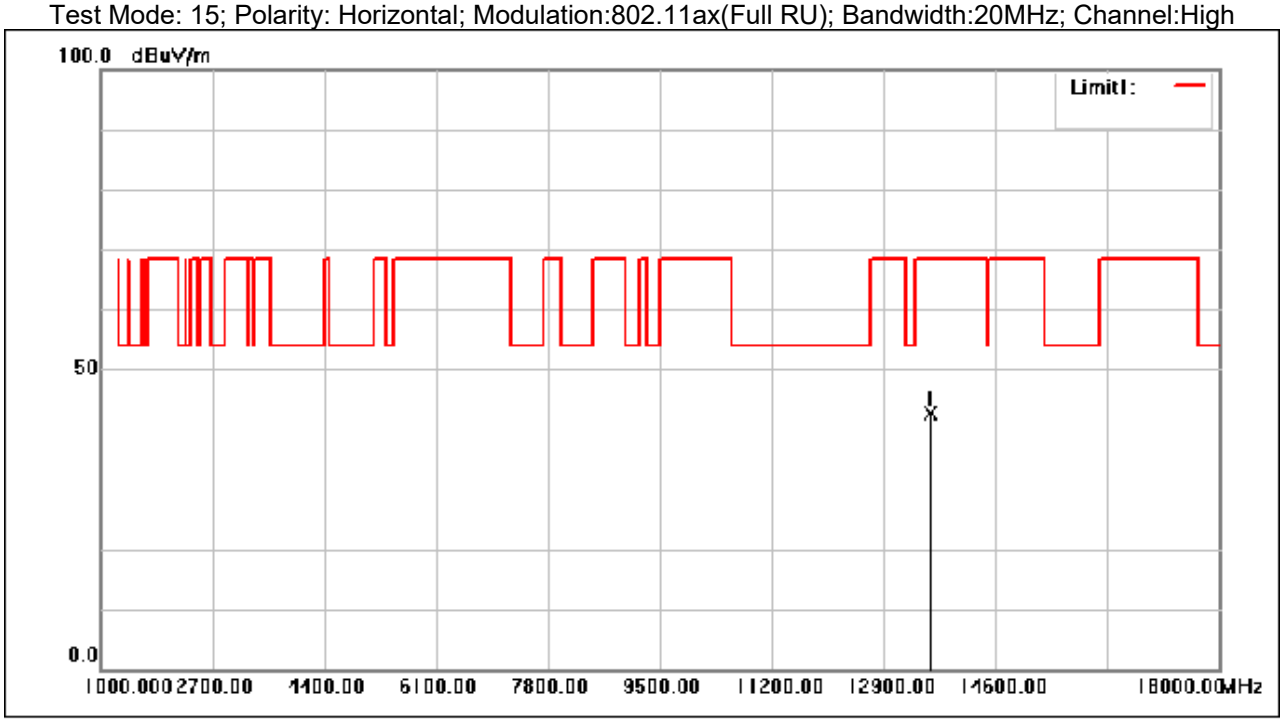

No.	Frequency (MHz)	Reading (dBuV)	Correction factor(dB/m)	Result (dBuV/m)	Limit (dBuV/m)	Margin (dB)	Remark
1	13610.420	39.84	2.82	42.66	68.30	-25.64	peak

Test Mode: 15; Polarity: Vertical; Modulation:802.11ax(Full RU); Bandwidth:20MHz; Channel:High

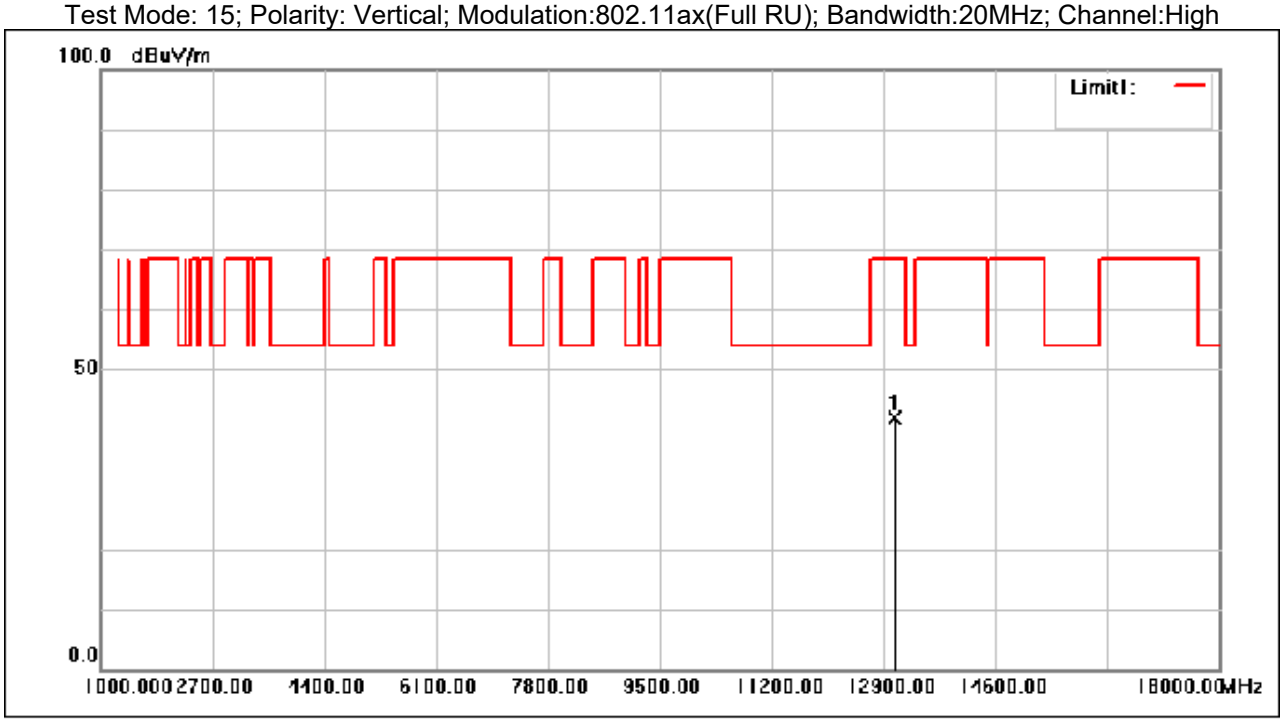

No.	Frequency (MHz)	Reading (dBuV)	Correction factor(dB/m)	Result (dBuV/m)	Limit (dBuV/m)	Margin (dB)	Remark
1	13080.330	38.32	3.56	41.88	68.30	-26.42	peak

Test Mode: 15; Polarity: Horizontal ; Modulation:802.11ax(RU26_Left); Bandwidth:20MHz; Channel:Low

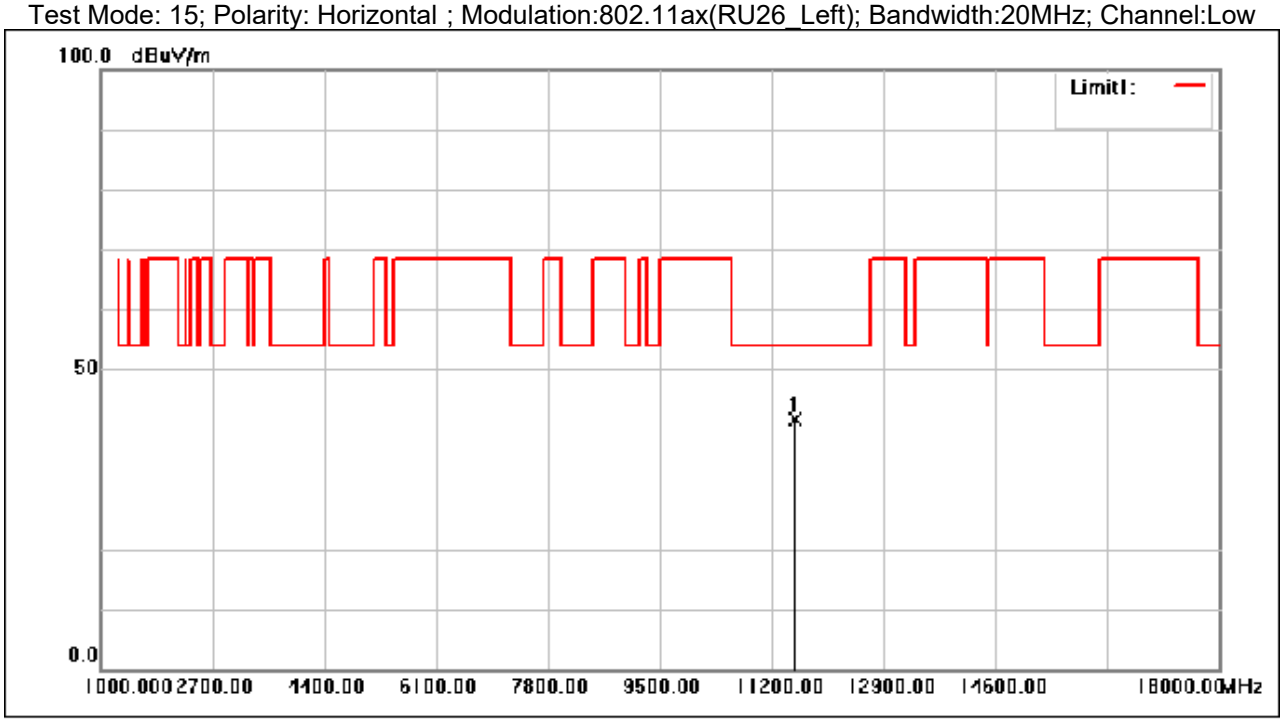

No.	Frequency (MHz)	Reading (dBuV)	Correction factor(dB/m)	Result (dBuV/m)	Limit (dBuV/m)	Margin (dB)	Remark
1	11544.160	40.62	1.09	41.71	54.00	-12.29	peak

Test Mode: 15; Polarity: Vertical ; Modulation:802.11ax(RU26_Left); Bandwidth:20MHz; Channel:Low

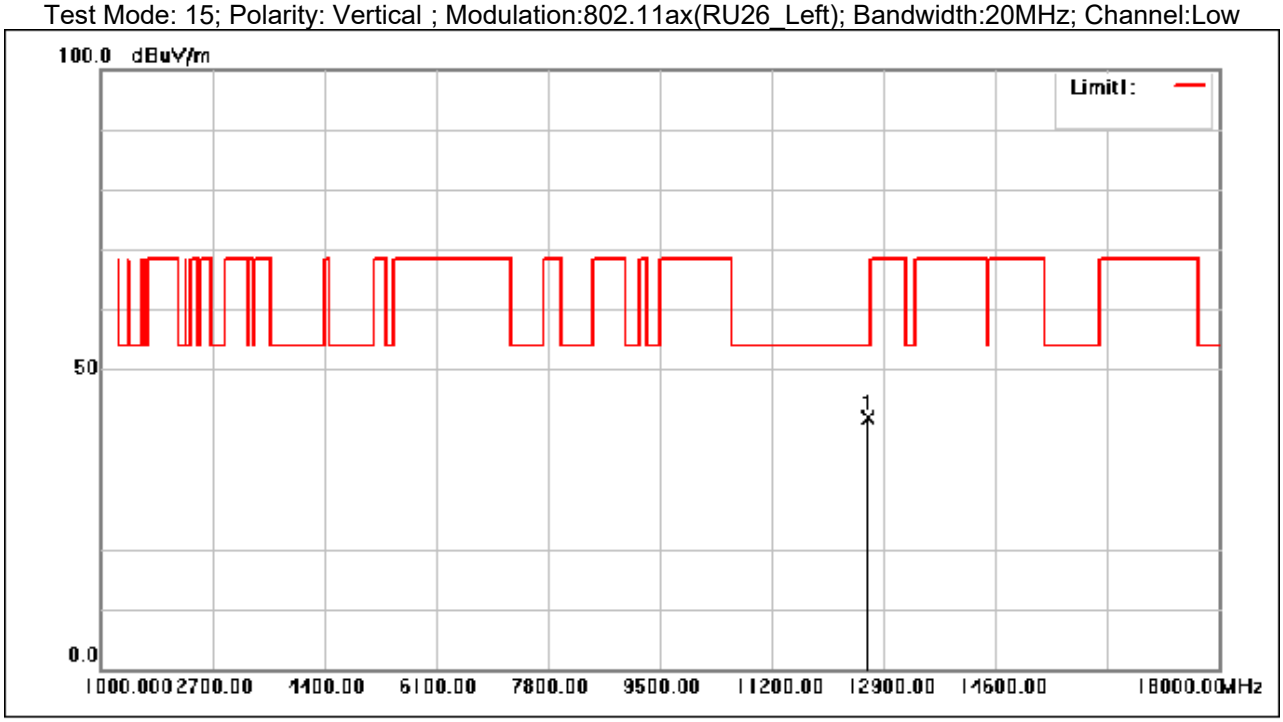

No.	Frequency (MHz)	Reading (dBuV)	Correction factor(dB/m)	Result (dBuV/m)	Limit (dBuV/m)	Margin (dB)	Remark
1	12662.040	39.22	2.61	41.83	54.00	-12.17	peak

Test Mode: 15; Polarity: Horizontal ; Modulation:802.11ax(RU26_Middle); Bandwidth:20MHz;
Channel:Middle

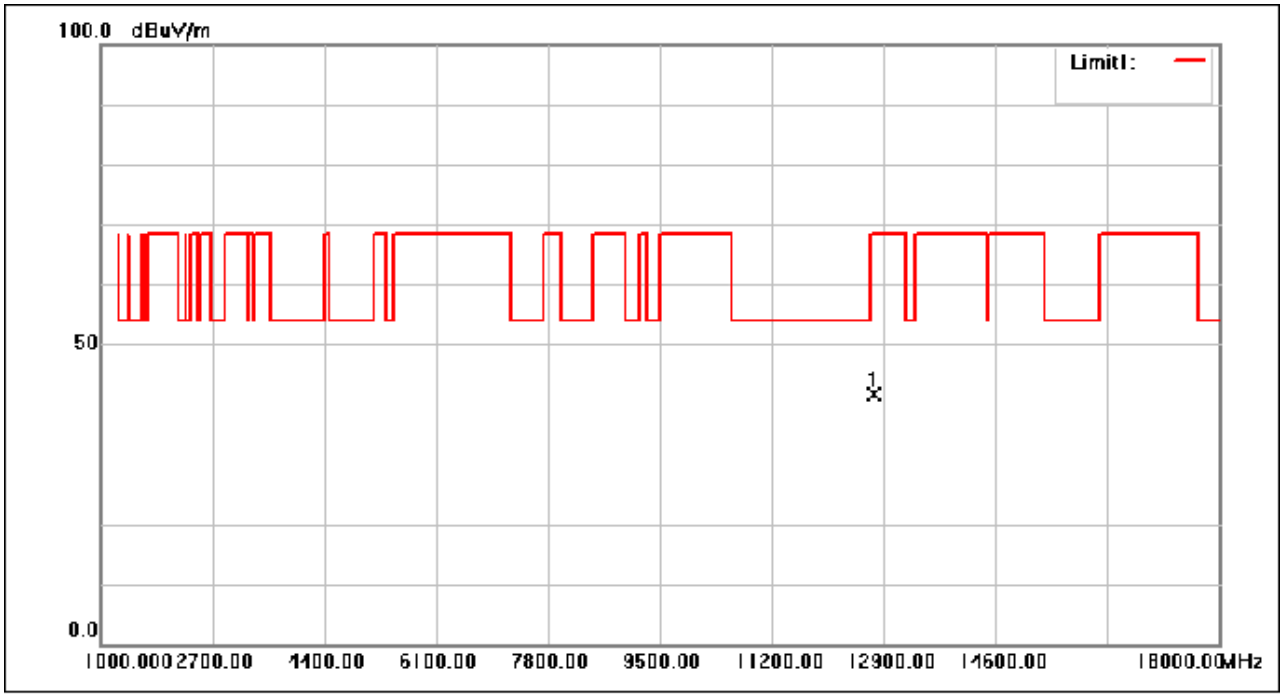

No.	Frequency (MHz)	Reading (dBuV)	Correction factor(dB/m)	Result (dBuV/m)	Limit (dBuV/m)	Margin (dB)	Remark
1	12758.270	38.73	2.94	41.67	68.30	-26.63	peak

Test Mode: 15; Polarity: Vertical ; Modulation:802.11ax(RU26_Middle); Bandwidth:20MHz; Channel:Middle

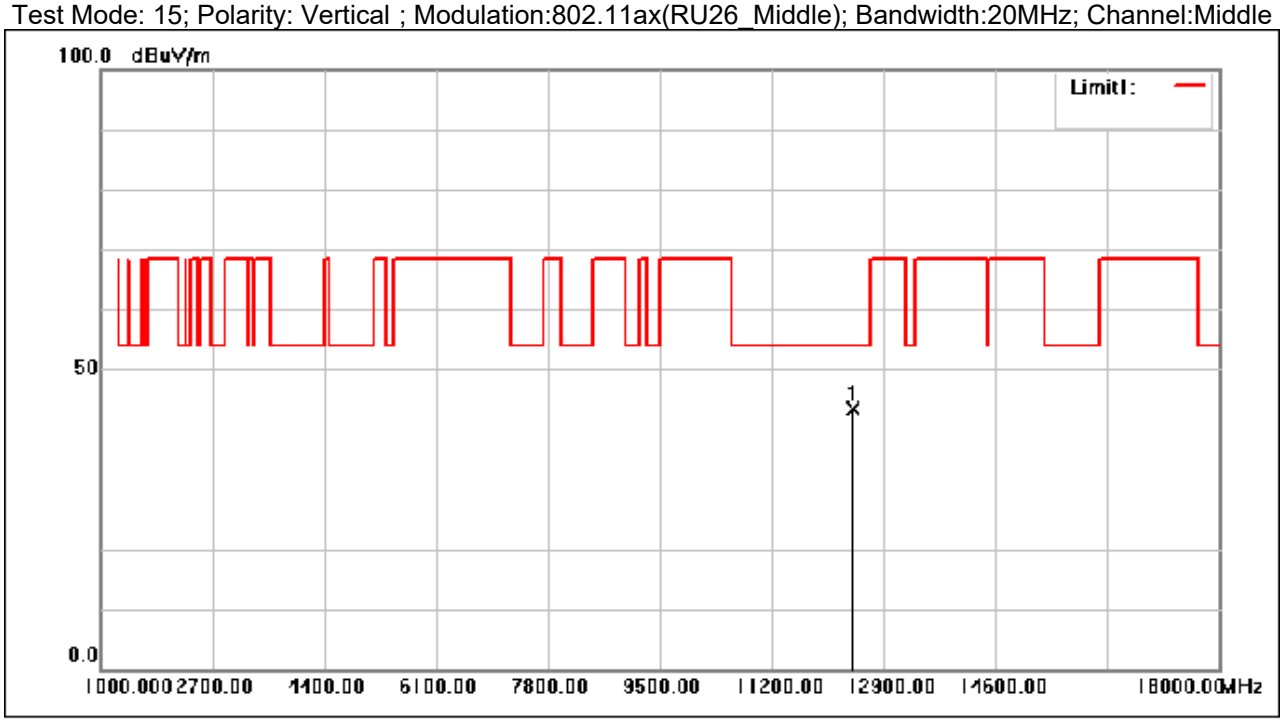

No.	Frequency (MHz)	Reading (dBuV)	Correction factor(dB/m)	Result (dBuV/m)	Limit (dBuV/m)	Margin (dB)	Remark
1	12425.880	41.17	2.15	43.32	54.00	-10.68	peak

Test Mode: 15; Polarity: Horizontal ; Modulation:802.11ax(RU26_Right); Bandwidth:20MHz; Channel:High

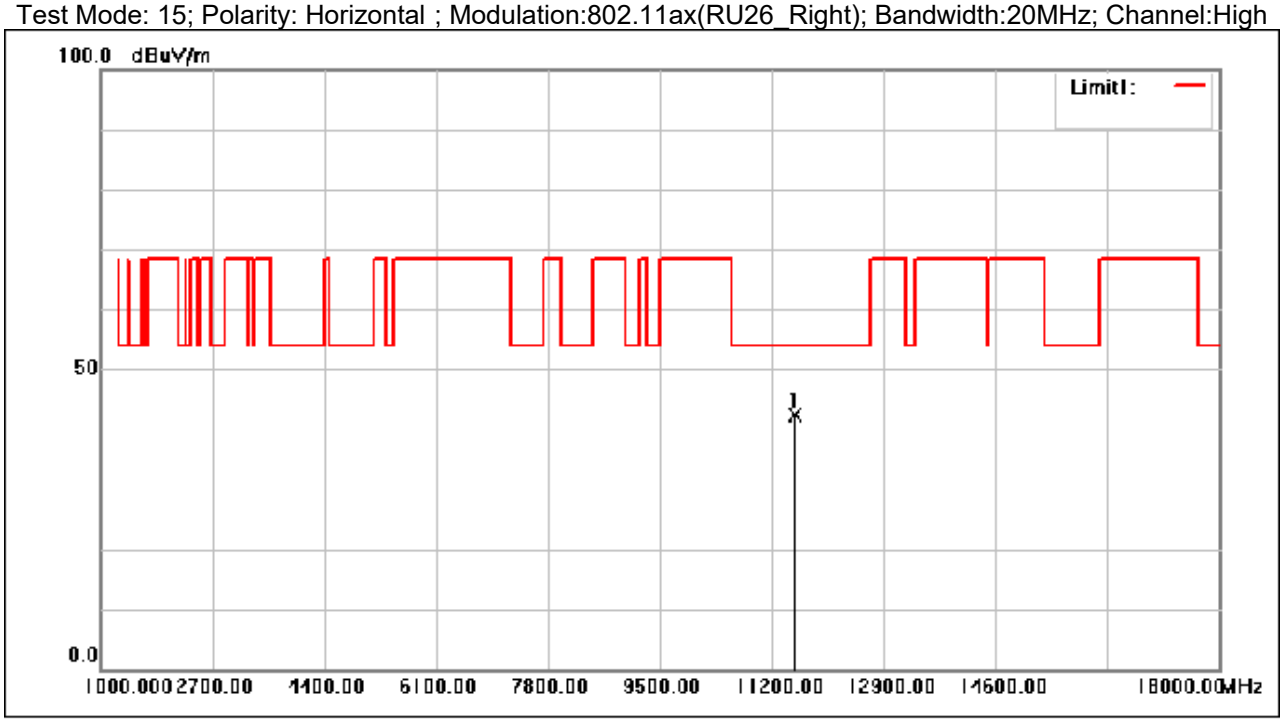

No.	Frequency (MHz)	Reading (dBuV)	Correction factor(dB/m)	Result (dBuV/m)	Limit (dBuV/m)	Margin (dB)	Remark
1	11557.640	41.17	1.14	42.31	54.00	-11.69	peak

Test Mode: 15; Polarity: Vertical ; Modulation:802.11ax(RU26_Right); Bandwidth:20MHz; Channel:High

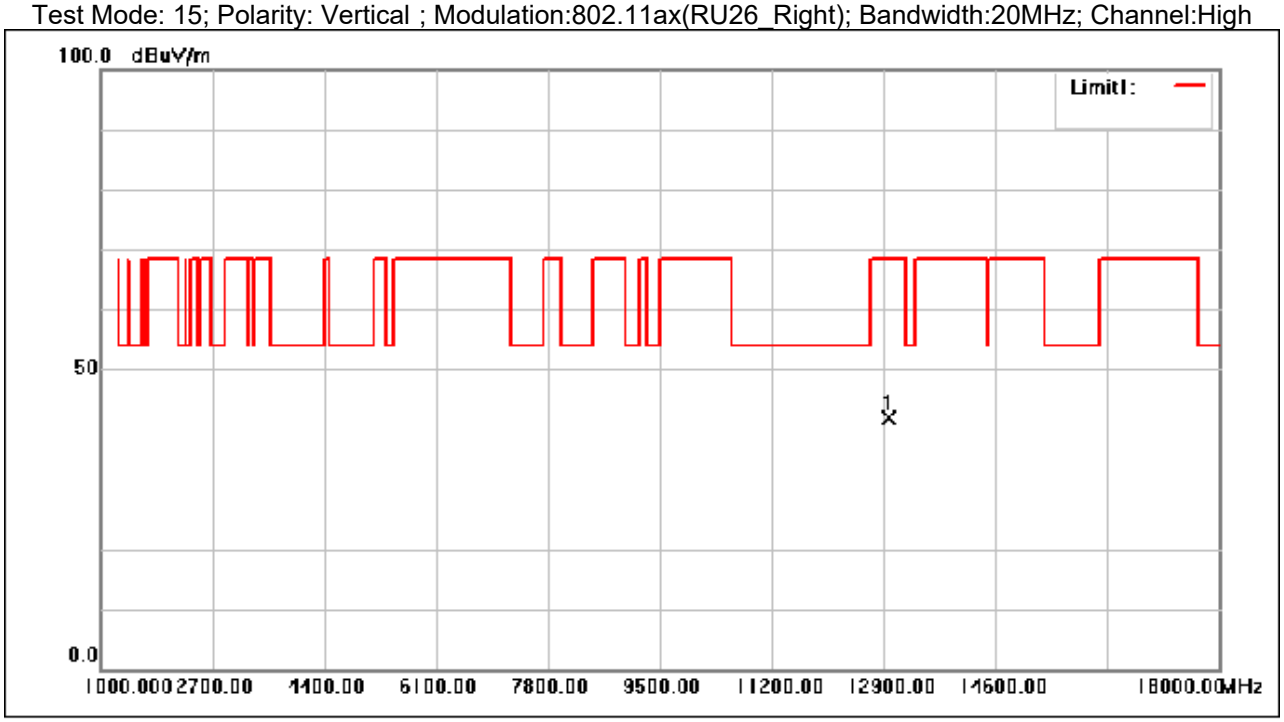

No.	Frequency (MHz)	Reading (dBuV)	Correction factor(dB/m)	Result (dBuV/m)	Limit (dBuV/m)	Margin (dB)	Remark
1	12976.620	38.16	3.69	41.85	68.30	-26.45	peak

Test Mode: 15; Polarity: Horizontal ; Modulation:802.11ax(RU52_Left); Bandwidth:20MHz; Channel:Low

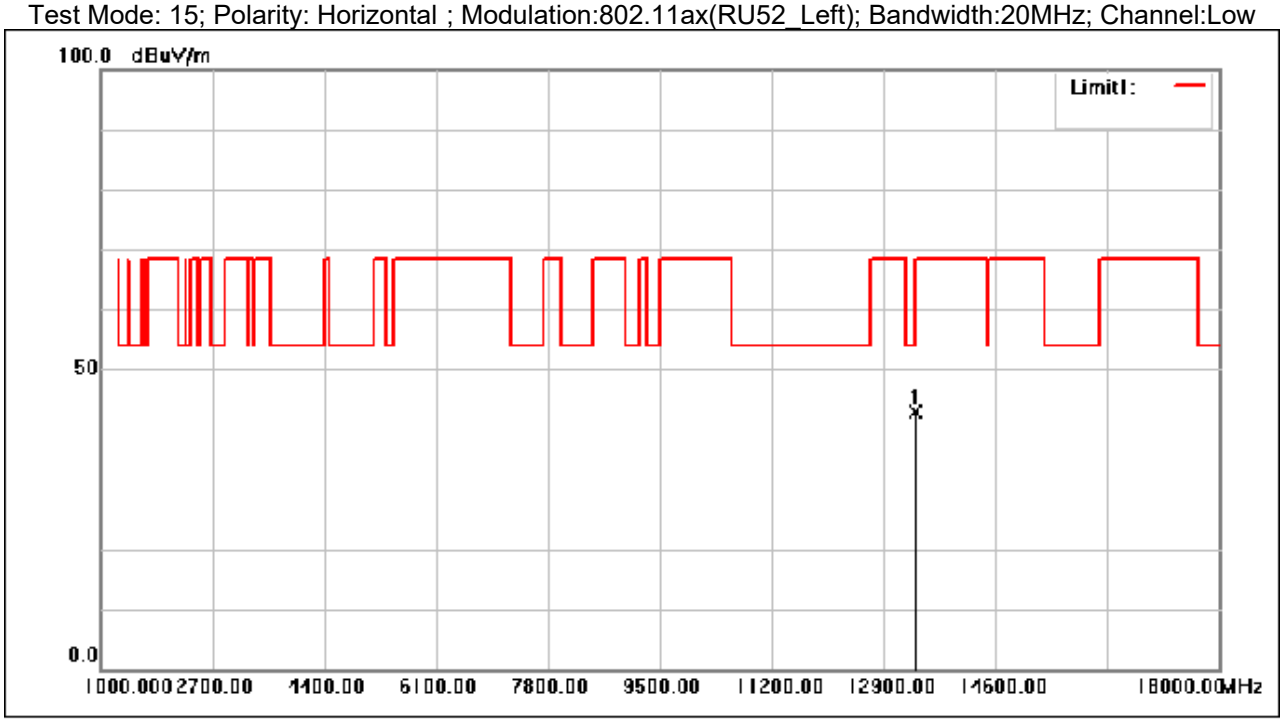

No.	Frequency (MHz)	Reading (dBuV)	Correction factor(dB/m)	Result (dBuV/m)	Limit (dBuV/m)	Margin (dB)	Remark
1	13394.520	40.16	2.77	42.93	54.00	-11.07	peak

Test Mode: 15; Polarity: Vertical ; Modulation:802.11ax(RU52_Left); Bandwidth:20MHz; Channel:Low

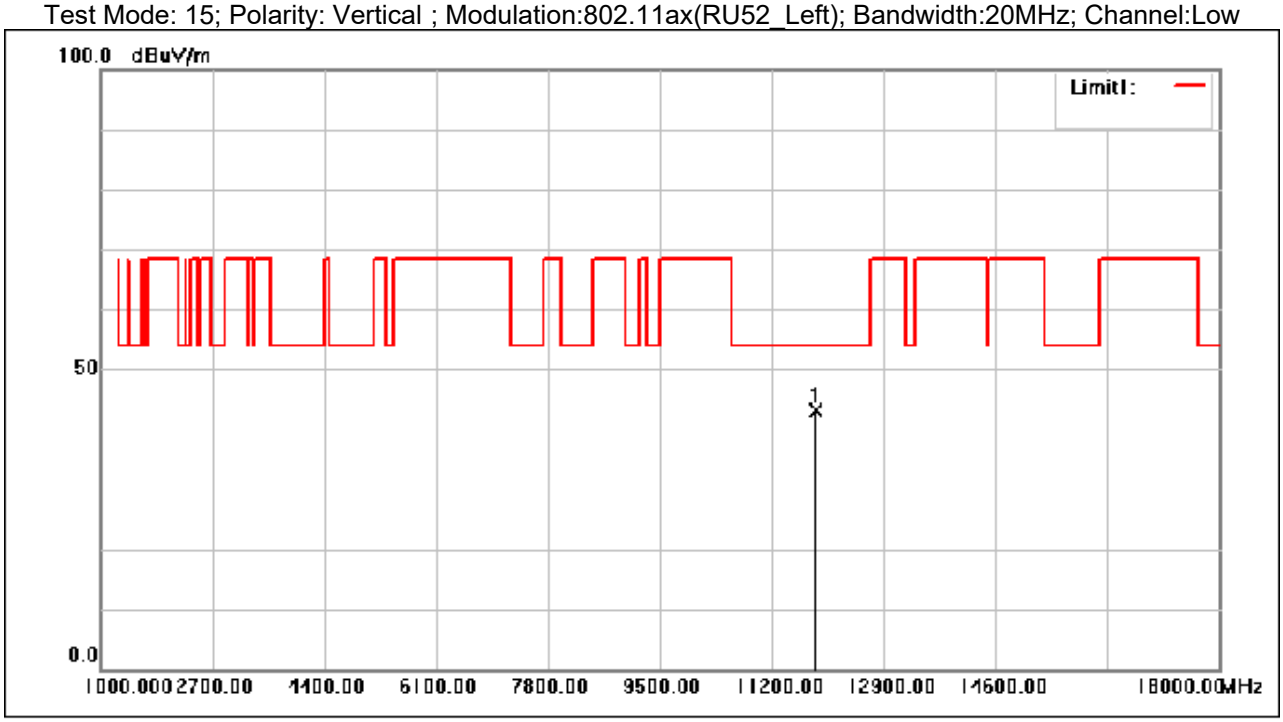

No.	Frequency (MHz)	Reading (dBuV)	Correction factor(dB/m)	Result (dBuV/m)	Limit (dBuV/m)	Margin (dB)	Remark
1	11870.790	40.83	2.19	43.02	54.00	-10.98	peak

Test Mode: 15; Polarity: Horizontal ; Modulation:802.11ax(RU52_Right); Bandwidth:20MHz; Channel:High

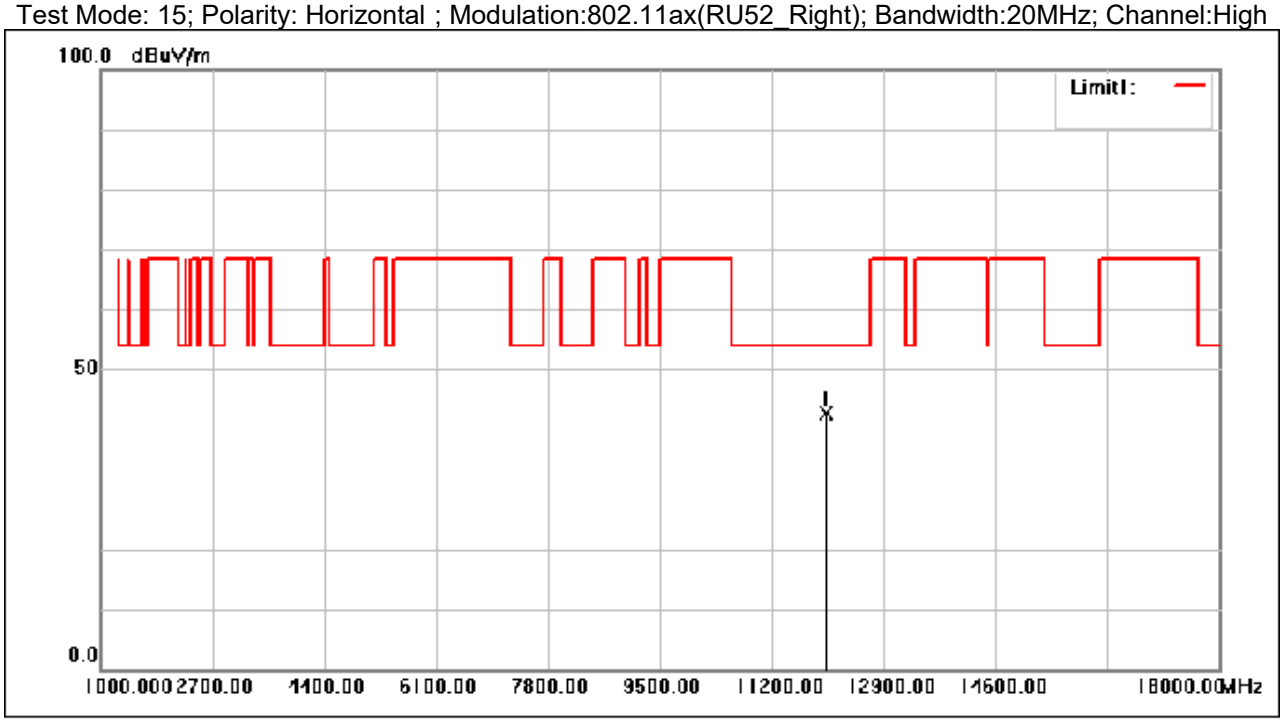

No.	Frequency (MHz)	Reading (dBuV)	Correction factor(dB/m)	Result (dBuV/m)	Limit (dBuV/m)	Margin (dB)	Remark
1	12035.320	39.97	2.58	42.55	54.00	-11.45	peak

Test Mode: 15; Polarity: Vertical ; Modulation:802.11ax(RU52_Right); Bandwidth:20MHz; Channel:High

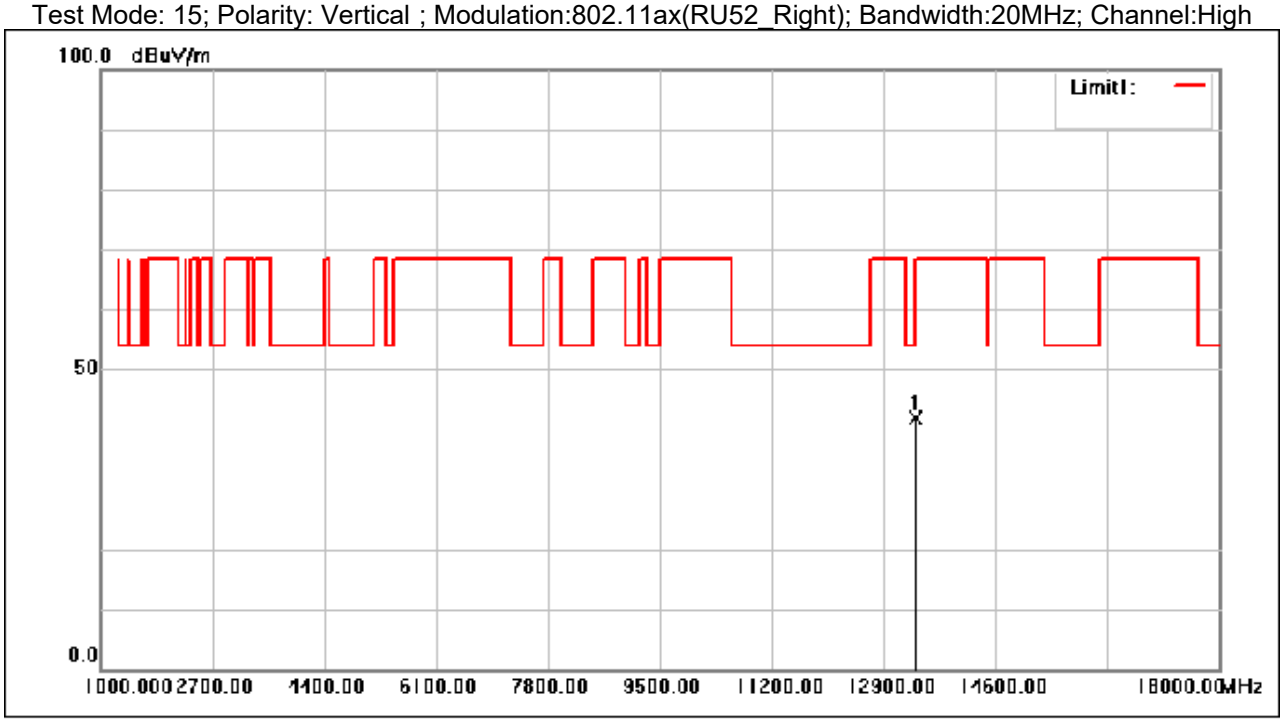

No.	Frequency (MHz)	Reading (dBuV)	Correction factor(dB/m)	Result (dBuV/m)	Limit (dBuV/m)	Margin (dB)	Remark
1	13395.550	39.07	2.77	41.84	54.00	-12.16	peak

Test Mode: 15; Polarity: Horizontal ; Modulation:802.11ax(RU106_Left); Bandwidth:20MHz; Channel:Low

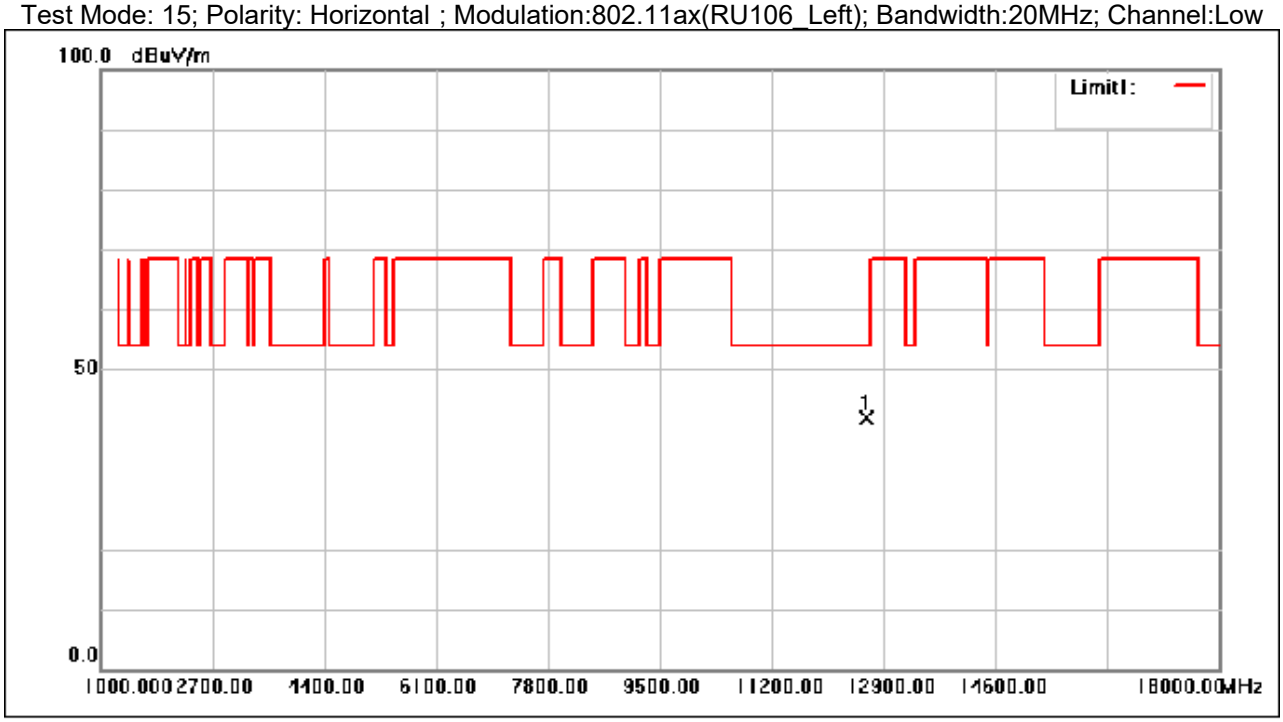

No.	Frequency (MHz)	Reading (dBuV)	Correction factor(dB/m)	Result (dBuV/m)	Limit (dBuV/m)	Margin (dB)	Remark
1	12639.450	39.24	2.54	41.78	54.00	-12.22	peak

Test Mode: 15; Polarity: Vertical ; Modulation:802.11ax(RU106_Left); Bandwidth:20MHz; Channel:Low

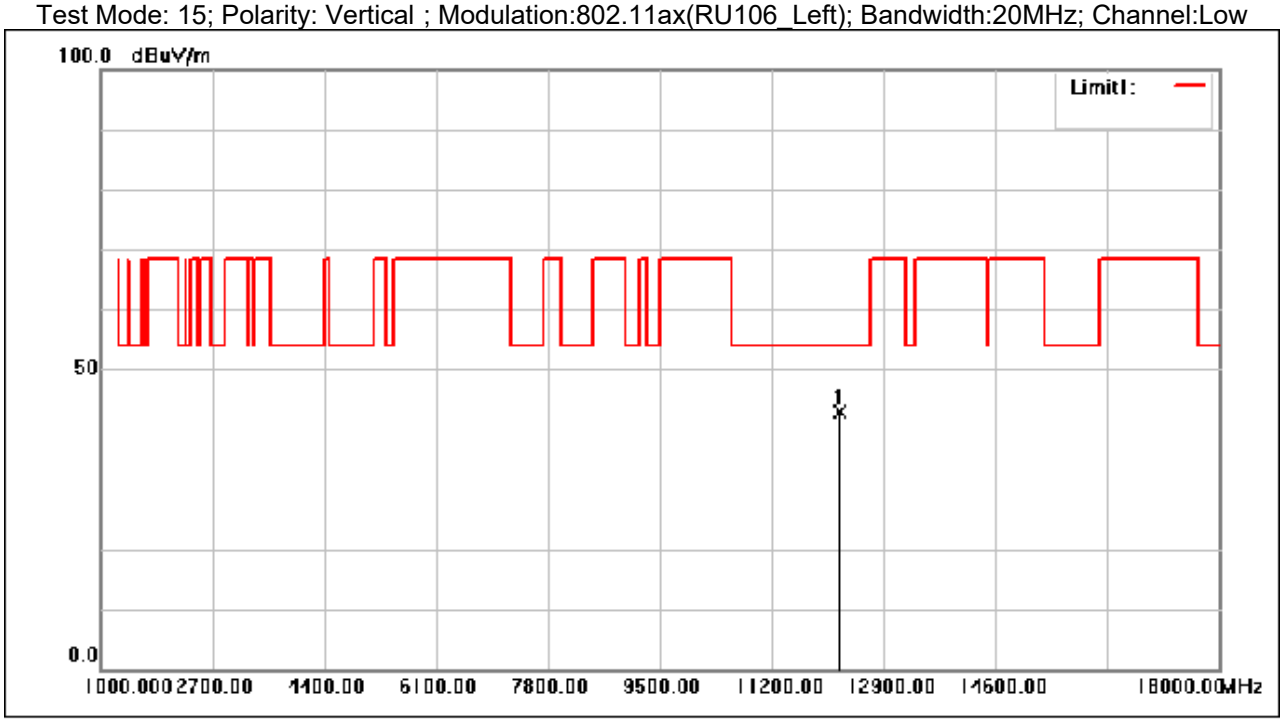

No.	Frequency (MHz)	Reading (dBuV)	Correction factor(dB/m)	Result (dBuV/m)	Limit (dBuV/m)	Margin (dB)	Remark
1	12233.560	40.58	2.35	42.93	54.00	-11.07	peak

Test Mode: 15; Polarity: Horizontal ; Modulation:802.11ax(RU106_Right); Bandwidth:20MHz; Channel:High

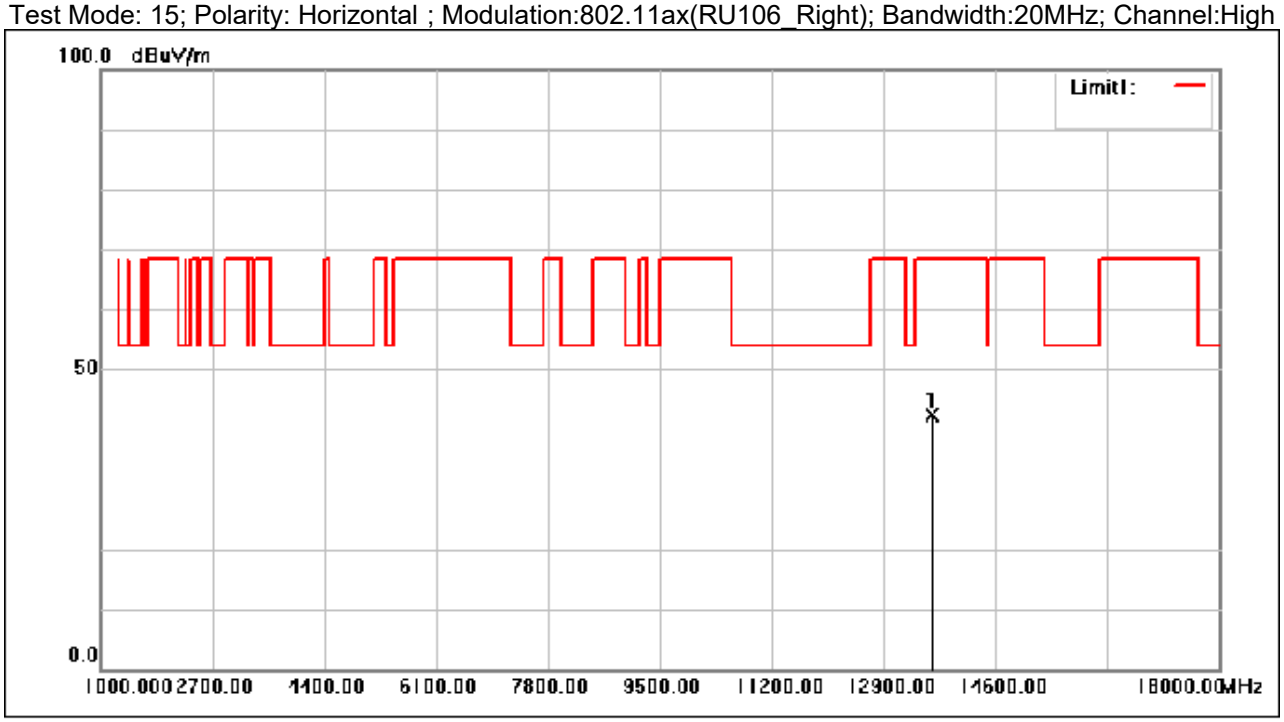

No.	Frequency (MHz)	Reading (dBuV)	Correction factor(dB/m)	Result (dBuV/m)	Limit (dBuV/m)	Margin (dB)	Remark
1	13630.240	39.62	2.87	42.49	68.30	-25.81	peak

Test Mode: 15; Polarity: Vertical ; Modulation:802.11ax(RU106_Right); Bandwidth:20MHz; Channel:High

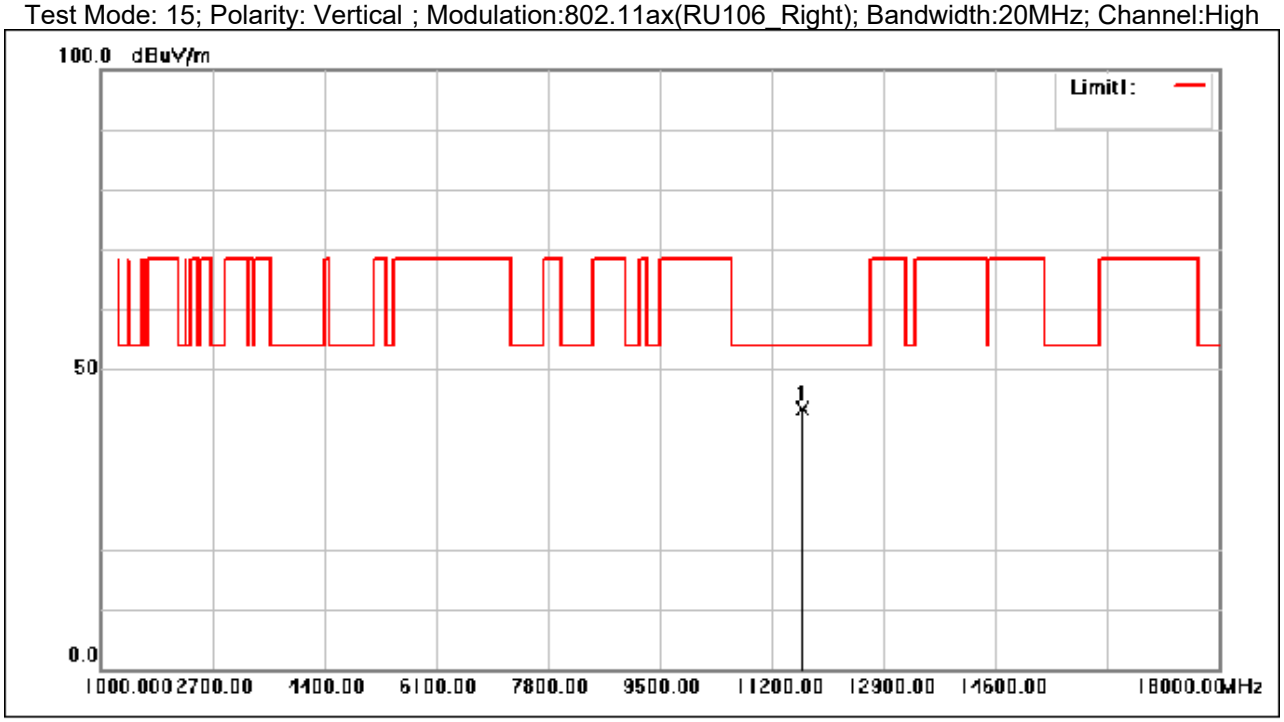

No.	Frequency (MHz)	Reading (dBuV)	Correction factor(dB/m)	Result (dBuV/m)	Limit (dBuV/m)	Margin (dB)	Remark
1	11675.610	41.89	1.54	43.43	54.00	-10.57	peak

6.11 Restricted bands around fundamental frequency

Test Requirement:	47 CFR Part 15 Section 15.407(b)		
Test Method:	ANSI C63.10: 2013 Section 11.12		
Test Site:	Measurement Distance: 3m (Semi-Anechoic Chamber)		
Limit:	Frequency	Limit (dBuV/m)	Remark
	30MHz-88MHz	40.0	Quasi-peak
	88MHz-216MHz	43.5	Quasi-peak
	216MHz-960MHz	46.0	Quasi-peak
	960MHz-1GHz	54.0	Quasi-peak
	Above 1GHz	54.0	Average Value
		74.0	Peak Value
Test Setup:	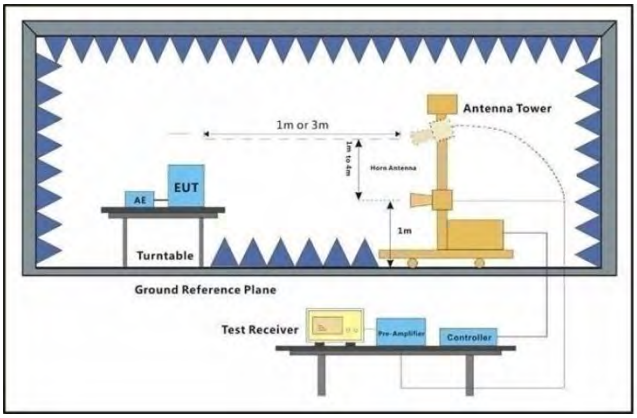		
Test Procedure:	a. The EUT was placed on the top of a rotating table 1.5 meters above the ground at a 3 meter semi-anechoic camber. The table was rotated 360 degrees to determine the position of the highest radiation. b. The EUT was set 3 meters away from the interference-receiving antenna, which was mounted on the top of a variable-height antenna tower. c. The antenna height is varied from one meter to four meters above the ground to determine the maximum value of the field strength. Both horizontal and vertical polarizations of the antenna are set to make the measurement. d. For each suspected emission, the EUT was arranged to its worst case and then the antenna was tuned to heights from 1 meter to 4 meters and the rotatable table was turned from 0 degrees to 360 degrees to find the maximum reading. e. The test-receiver system was set to Peak Detect Function and Specified Bandwidth with Maximum Hold Mode. f. Place a marker at the end of the restricted band closest to the transmit		

	frequency to show compliance. Also measure any emissions in the restricted bands. Save the spectrum analyzer plot. Repeat for each power and modulation for lowest and highest channel g. Test the EUT in the outermost channels. h. The radiation measurements are performed in X, Y, Z axis positioning for Transmitting mode,And found the X axis positioning which it is worse case. i. Repeat above procedures until all frequencies measured was complete. Remark： 1.Level= Read Level+ Cable Loss+ Antenna Factor- Preamp Factor
Test Configuration:	Measurements Below 1000MHz • RBW = 120 kHz • VBW = 300 kHz • Detector = Quasi-peak • Trace mode = max hold Peak Measurements Above 1000 MHz • RBW = 1 MHz • VBW ≥ 3 MHz • Detector = Peak • Sweep time = auto • Trace mode = max hold Average Measurements Above 1000MHz • RBW = 1 MHz • VBW = 10Hz, when duty cycle is no less than 98 percent. • VBW ≥ 1/T, when duty cycle is less than 98 percent where Tis the minimum transmission duration over which the transmitter is on and is transmitting at its maximum power control level for the tested mode of operation.
Exploratory Test Mode:	Transmitting with all kind of modulations, data rates.
Final Test Mode:	Refer to section 4.3 for details.
Instruments Used:	Refer to section 5 for details
Test Results:	Pass

Dipole Antenna

Test Mode: 12; Polarity: Horizontal; Modulation:802.11a; Bandwidth:20MHz; Channel:Low

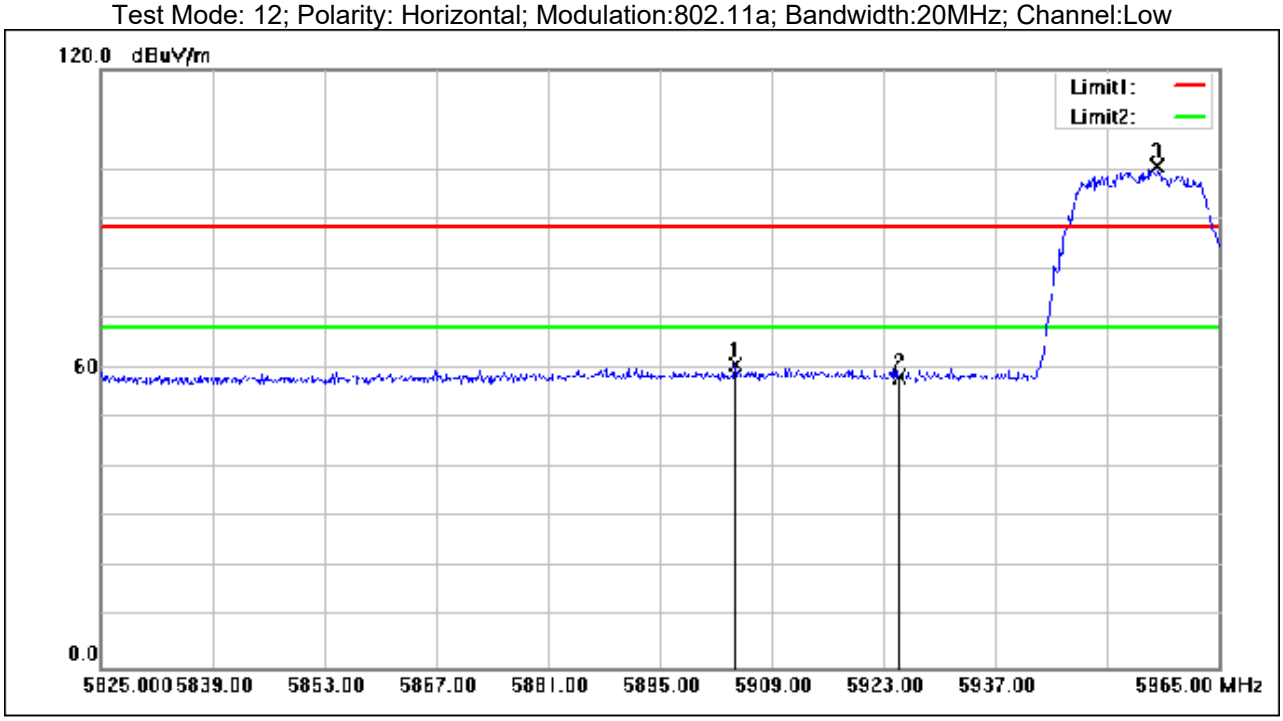

No.	Frequency (MHz)	Reading (dBuV/m)	Correction factor(dB)	Result (dBuV/m)	Limit (dBuV/m)	Margin (dB)	Remark
1	5904.380	77.00	-16.18	60.82	88.30	-27.48	peak
2	5925.000	74.29	-16.09	58.20	88.30	-30.10	peak
3	5957.300	116.69	-15.96	100.73	88.30	12.43	peak

Test Mode: 12; Polarity: Vertical; Modulation:802.11a; Bandwidth:20MHz; Channel:Low

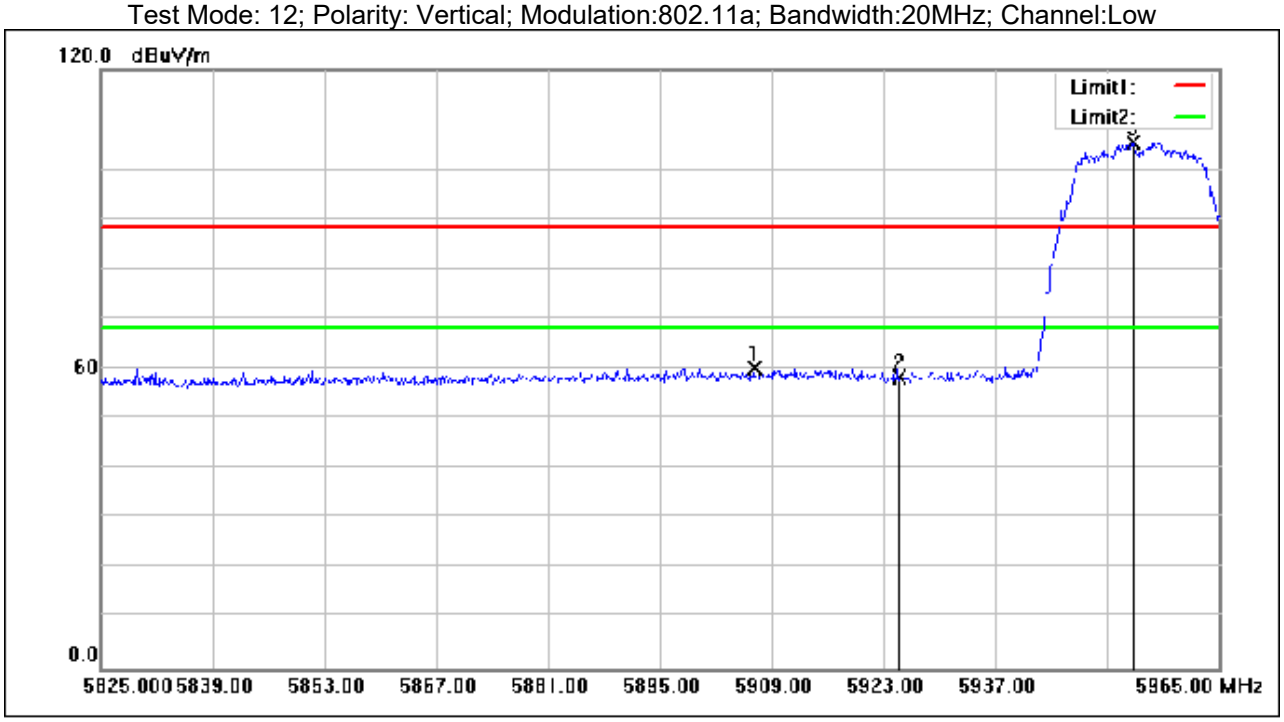

No.	Frequency (MHz)	Reading (dBuV/m)	Correction factor(dB)	Result (dBuV/m)	Limit (dBuV/m)	Margin (dB)	Remark
1	5906.760	76.41	-16.17	60.24	88.30	-28.06	peak
2	5925.000	74.29	-16.09	58.20	88.30	-30.10	peak
3	5954.220	121.53	-15.97	105.56	88.30	17.26	peak

Test Mode: 12; Polarity: Horizontal; Modulation:802.11ax(Full RU); Bandwidth:20MHz; Channel:Low

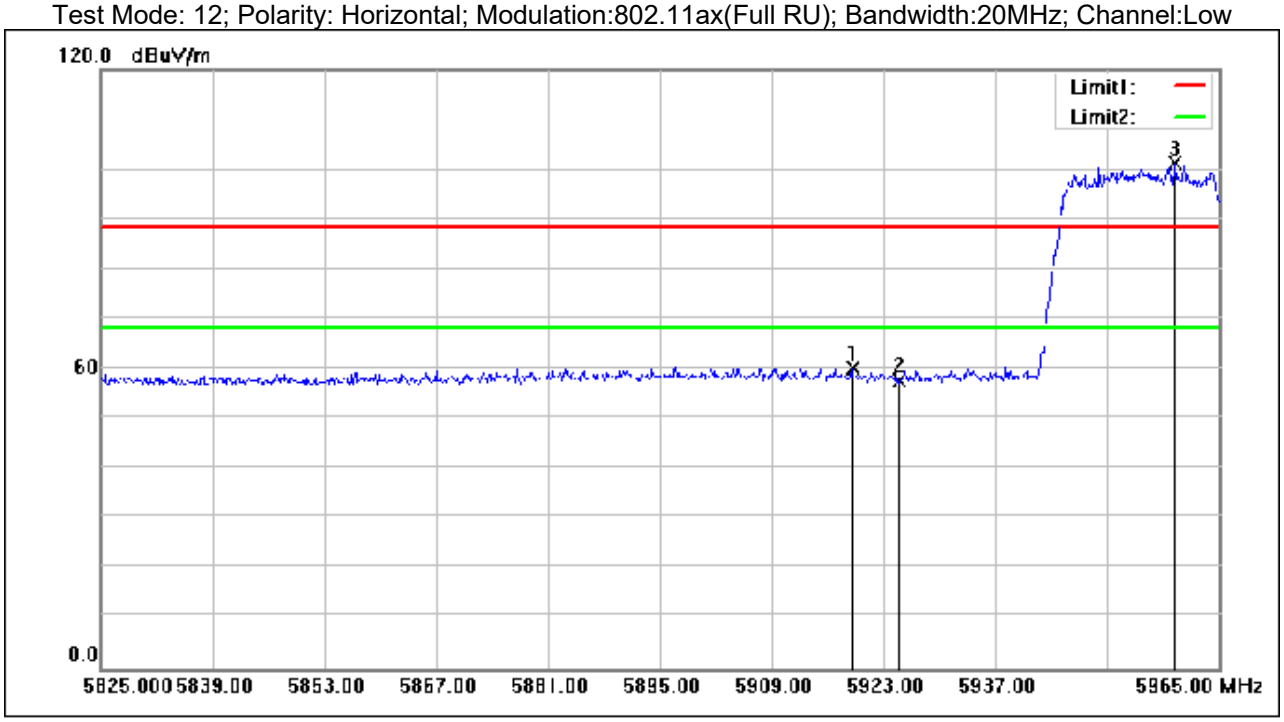

No.	Frequency (MHz)	Reading (dBuV/m)	Correction factor(dB)	Result (dBuV/m)	Limit (dBuV/m)	Margin (dB)	Remark
1	5919.080	76.19	-16.12	60.07	88.30	-28.23	peak
2	5925.000	73.88	-16.09	57.79	88.30	-30.51	peak
3	5959.540	117.27	-15.95	101.32	88.30	13.02	peak

Test Mode: 12; Polarity: Vertical; Modulation:802.11ax(Full RU); Bandwidth:20MHz; Channel:Low

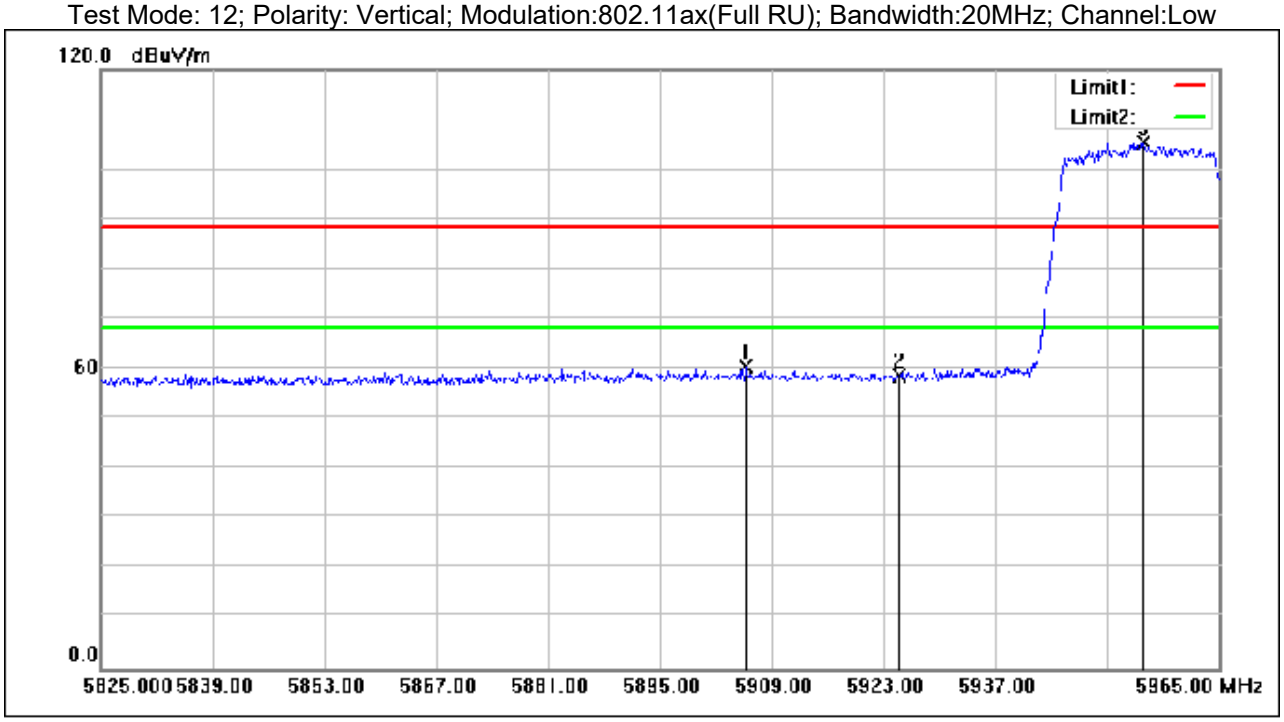

No.	Frequency (MHz)	Reading (dBuV/m)	Correction factor(dB)	Result (dBuV/m)	Limit (dBuV/m)	Margin (dB)	Remark
1	5905.780	76.72	-16.17	60.55	88.30	-27.75	peak
2	5925.000	74.79	-16.09	58.70	88.30	-29.60	peak
3	5955.480	121.55	-15.96	105.59	88.30	17.29	peak

Test Mode: 12; Polarity: Horizontal ; Modulation:802.11ax(RU26_Left); Bandwidth:20MHz; Channel:Low

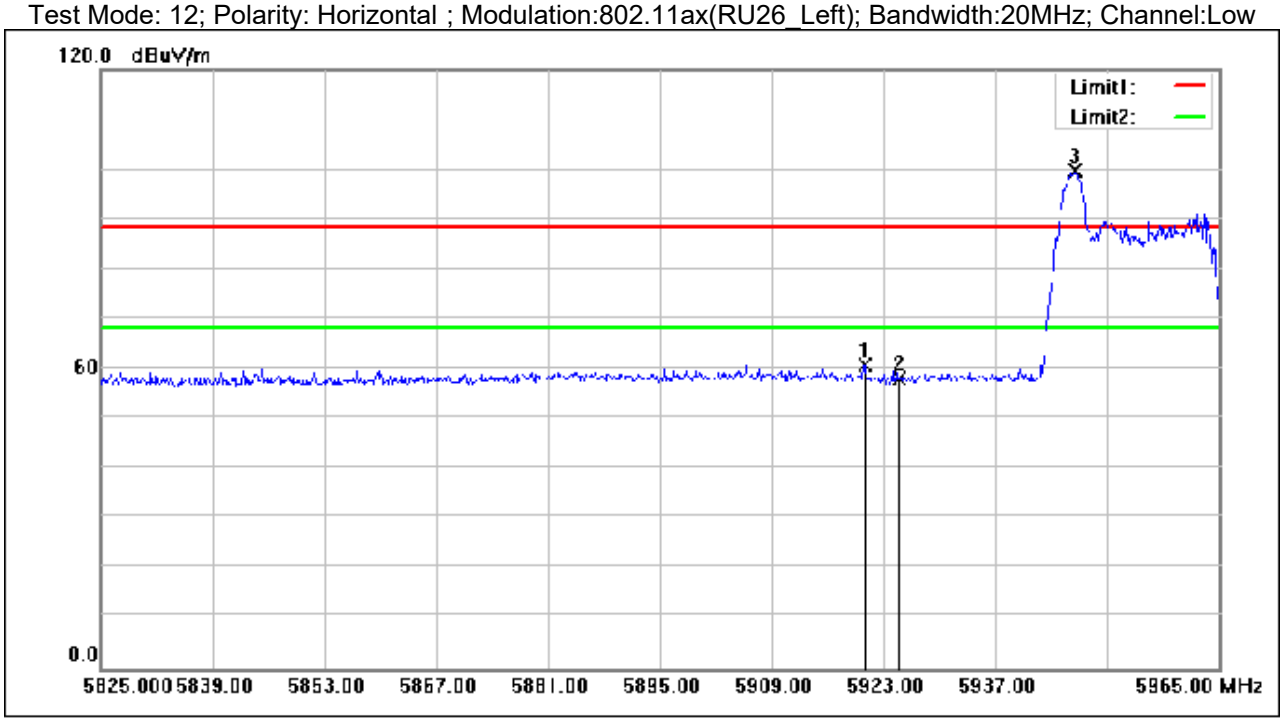

No.	Frequency (MHz)	Reading (dBuV/m)	Correction factor(dB)	Result (dBuV/m)	Limit (dBuV/m)	Margin (dB)	Remark
1	5920.620	76.89	-16.11	60.78	88.30	-27.52	peak
2	5925.000	74.02	-16.09	57.93	88.30	-30.37	peak
3	5946.940	115.64	-16.00	99.64	88.30	11.34	peak

Test Mode: 12; Polarity: Vertical ; Modulation:802.11ax(RU26_Left); Bandwidth:20MHz; Channel:Low

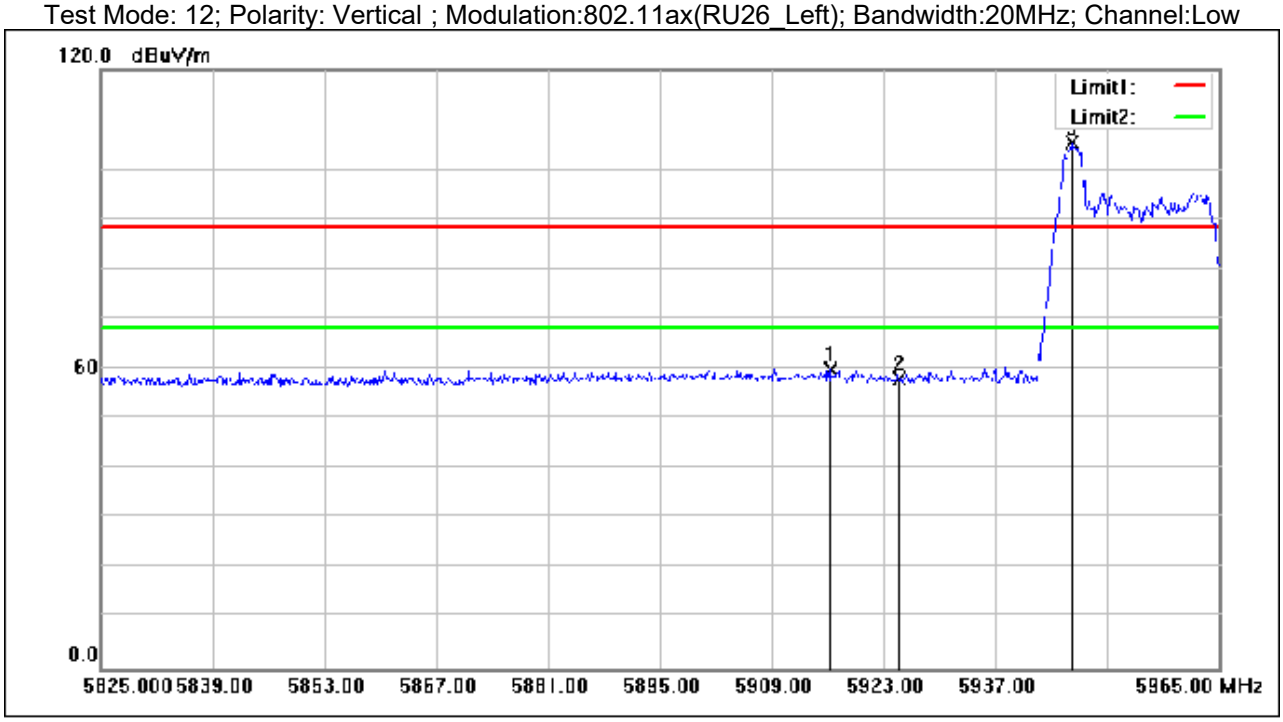

No.	Frequency (MHz)	Reading (dBuV/m)	Correction factor(dB)	Result (dBuV/m)	Limit (dBuV/m)	Margin (dB)	Remark
1	5916.280	76.07	-16.13	59.94	88.30	-28.36	peak
2	5925.000	74.03	-16.09	57.94	88.30	-30.36	peak
3	5946.520	121.55	-16.01	105.54	88.30	17.24	peak

Test Mode: 12; Polarity: Horizontal ; Modulation:802.11ax(RU52_Left); Bandwidth:20MHz; Channel:Low

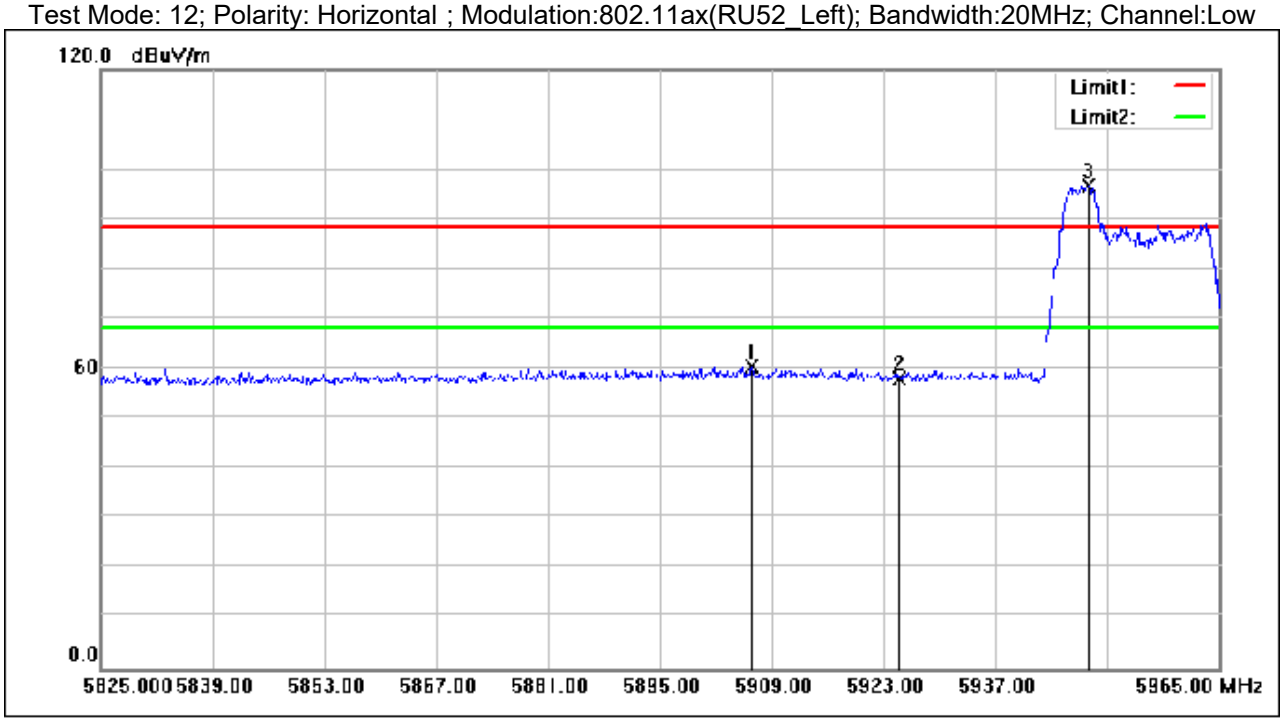

No.	Frequency (MHz)	Reading (dBuV/m)	Correction factor(dB)	Result (dBuV/m)	Limit (dBuV/m)	Margin (dB)	Remark
1	5906.480	76.68	-16.17	60.51	88.30	-27.79	peak
2	5925.000	74.11	-16.09	58.02	88.30	-30.28	peak
3	5948.620	112.88	-16.00	96.88	88.30	8.58	peak

Test Mode: 12; Polarity: Vertical ; Modulation:802.11ax(RU52_Left); Bandwidth:20MHz; Channel:Low

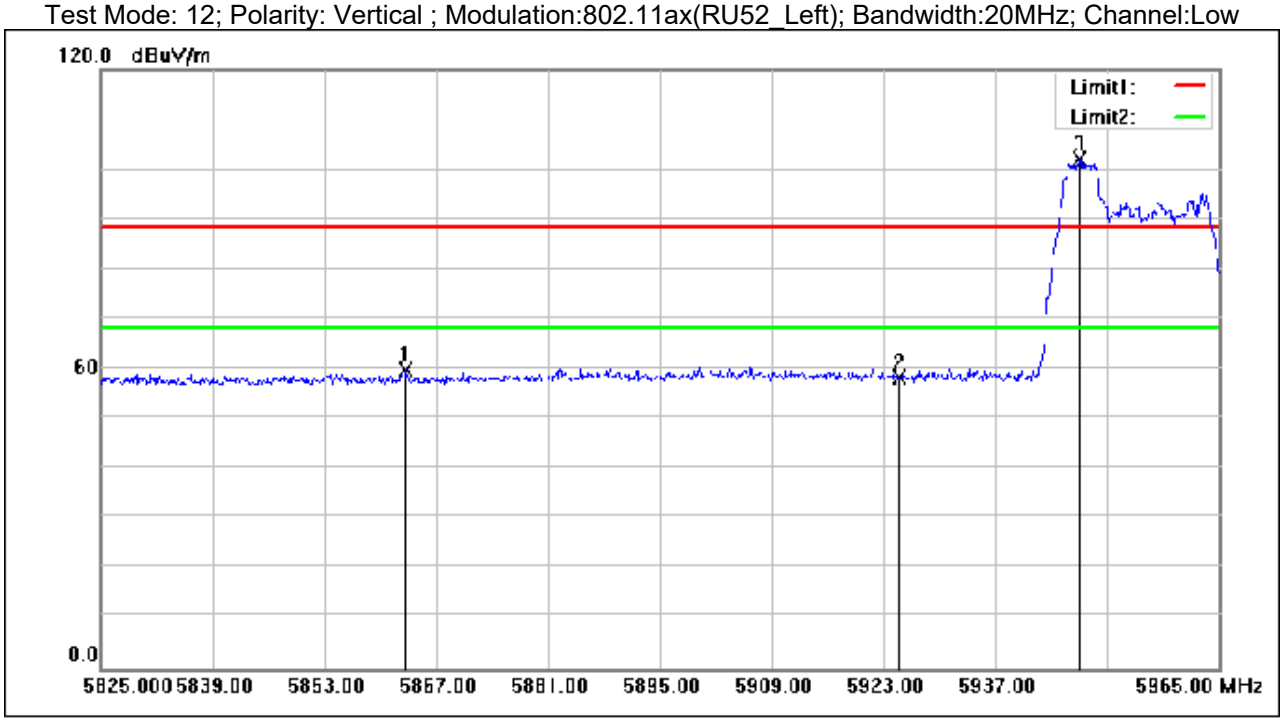

No.	Frequency (MHz)	Reading (dBuV/m)	Correction factor(dB)	Result (dBuV/m)	Limit (dBuV/m)	Margin (dB)	Remark
1	5863.220	76.23	-16.35	59.88	88.30	-28.42	peak
2	5925.000	74.36	-16.09	58.27	88.30	-30.03	peak
3	5947.500	118.15	-16.00	102.15	88.30	13.85	peak

Test Mode: 12; Polarity: Horizontal ; Modulation:802.11ax(RU106_Left); Bandwidth:20MHz; Channel:Low

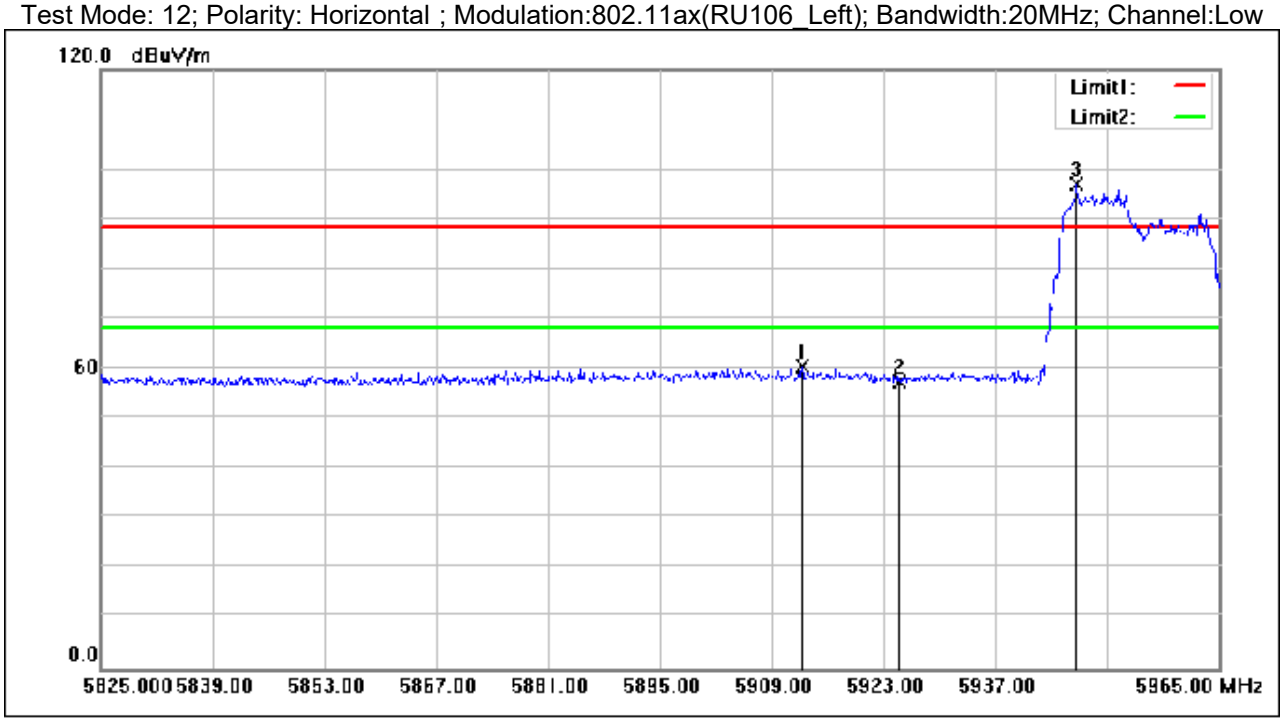

No.	Frequency (MHz)	Reading (dBuV/m)	Correction factor(dB)	Result (dBuV/m)	Limit (dBuV/m)	Margin (dB)	Remark
1	5912.780	76.48	-16.14	60.34	88.30	-27.96	peak
2	5925.000	73.61	-16.09	57.52	88.30	-30.78	peak
3	5947.080	113.16	-16.00	97.16	88.30	8.86	peak

Test Mode: 12; Polarity: Vertical ; Modulation:802.11ax(RU106_Left); Bandwidth:20MHz; Channel:Low

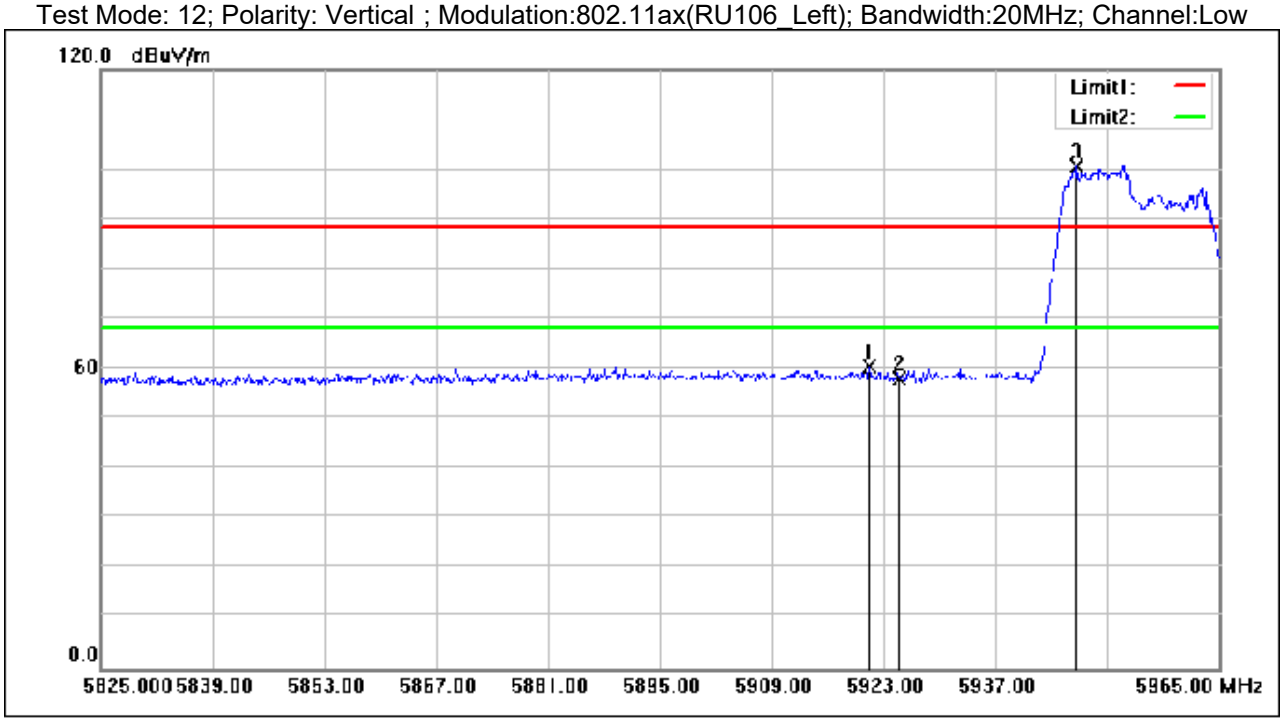

No.	Frequency (MHz)	Reading (dBuV/m)	Correction factor(dB)	Result (dBuV/m)	Limit (dBuV/m)	Margin (dB)	Remark
1	5921.180	76.68	-16.11	60.57	88.30	-27.73	peak
2	5925.000	74.12	-16.09	58.03	88.30	-30.27	peak
3	5947.220	116.67	-16.00	100.67	88.30	12.37	peak

Test Mode: 15; Polarity: Horizontal; Modulation:802.11a; Bandwidth:20MHz; Channel:High

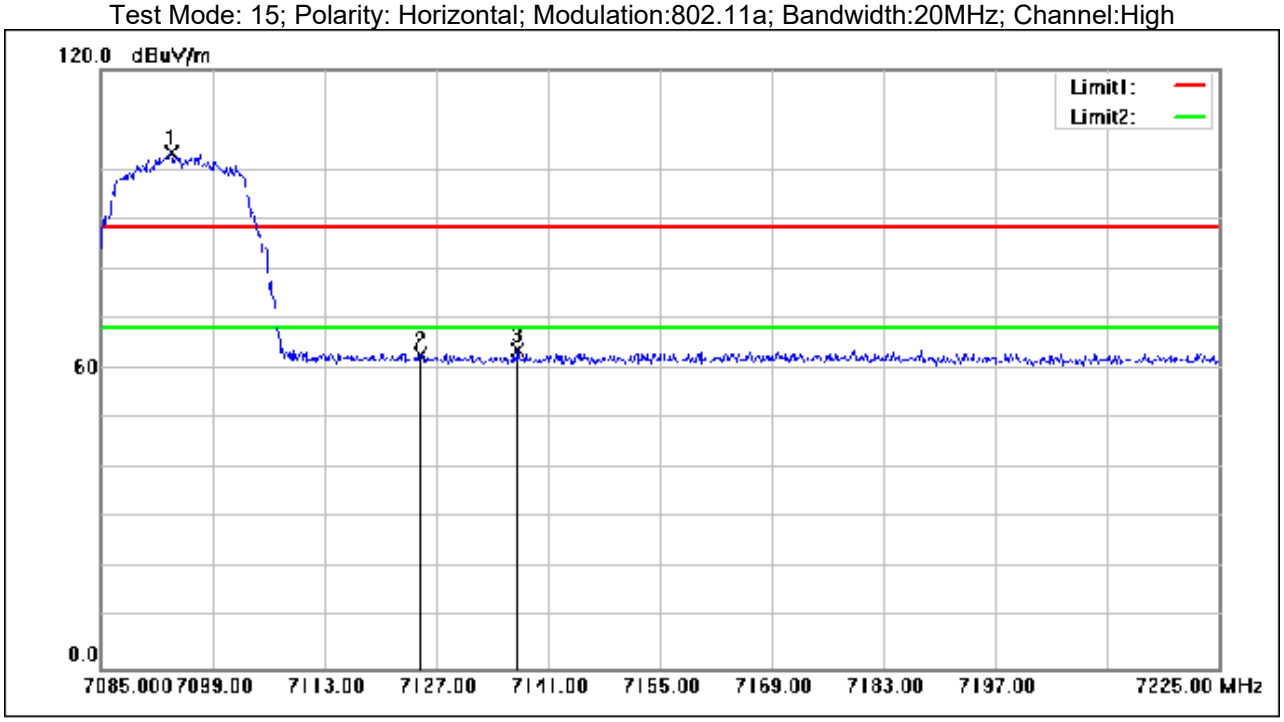

No.	Frequency (MHz)	Reading (dBuV/m)	Correction factor(dB)	Result (dBuV/m)	Limit (dBuV/m)	Margin (dB)	Remark
1	7093.820	114.85	-11.53	103.32	88.30	15.02	peak
2	7125.000	74.28	-11.51	62.77	88.30	-25.53	peak
3	7137.220	75.35	-11.51	63.84	88.30	-24.46	peak

Test Mode: 15; Polarity: Vertical; Modulation:802.11a; Bandwidth:20MHz; Channel:High

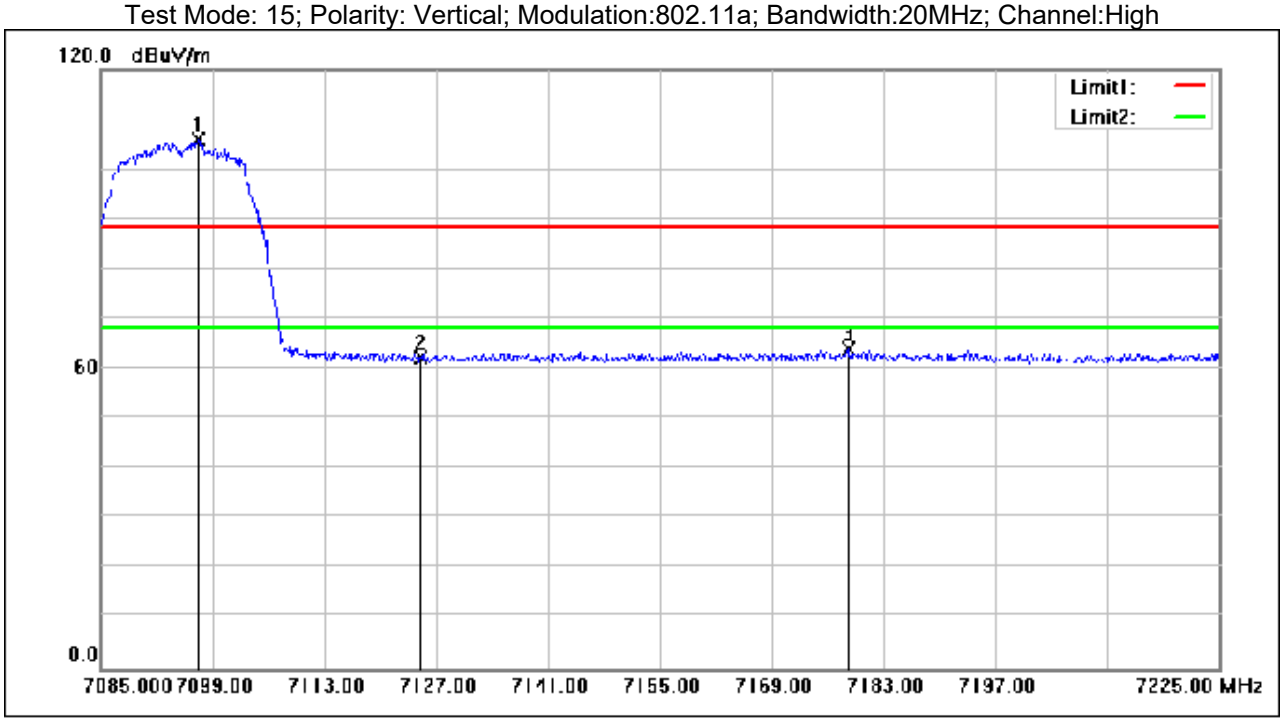

No.	Frequency (MHz)	Reading (dBuV/m)	Correction factor(dB)	Result (dBuV/m)	Limit (dBuV/m)	Margin (dB)	Remark
1	7097.180	117.42	-11.52	105.90	88.30	17.60	peak
2	7125.000	73.68	-11.51	62.17	88.30	-26.13	peak
3	7178.520	75.54	-11.49	64.05	88.30	-24.25	peak

Test Mode: 15; Polarity: Horizontal; Modulation:802.11ax(Full RU); Bandwidth:20MHz; Channel:High

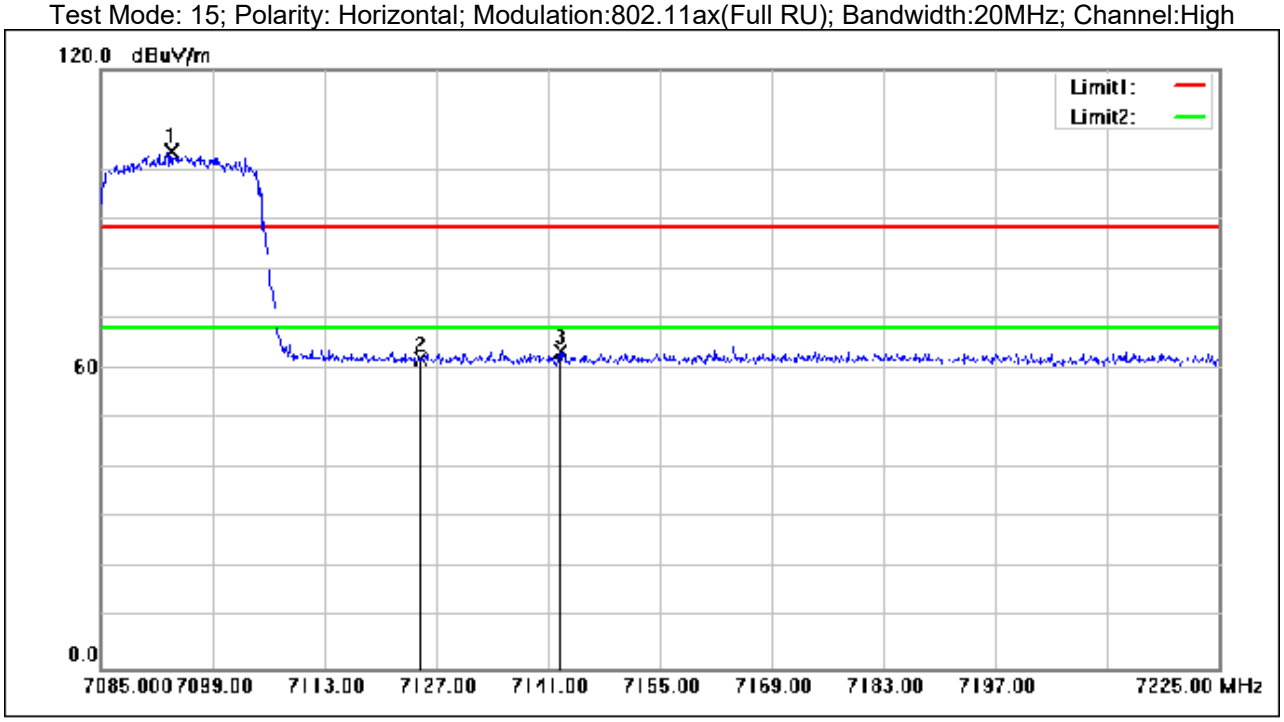

No.	Frequency (MHz)	Reading (dBuV/m)	Correction factor(dB)	Result (dBuV/m)	Limit (dBuV/m)	Margin (dB)	Remark
1	7093.820	115.07	-11.53	103.54	88.30	15.24	peak
2	7125.000	73.59	-11.51	62.08	88.30	-26.22	peak
3	7142.540	75.06	-11.50	63.56	88.30	-24.74	peak

Test Mode: 15; Polarity: Vertical; Modulation:802.11ax(Full RU); Bandwidth:20MHz; Channel:High

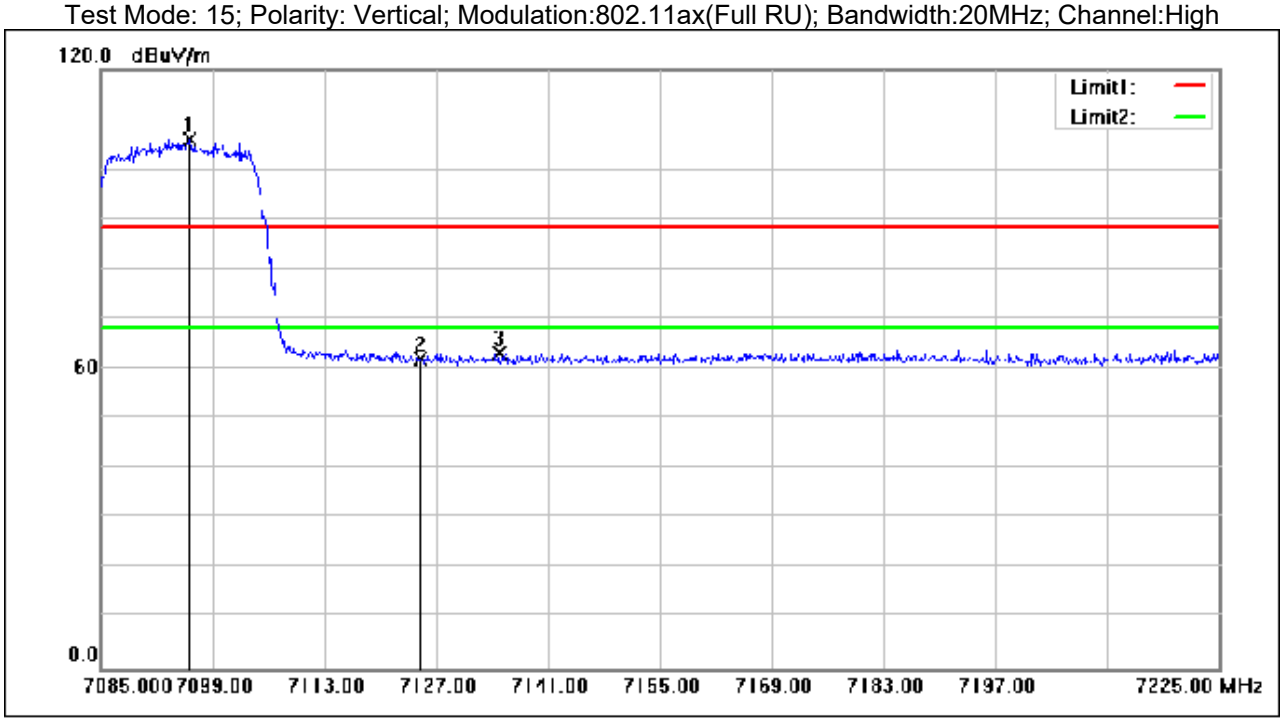

No.	Frequency (MHz)	Reading (dBuV/m)	Correction factor(dB)	Result (dBuV/m)	Limit (dBuV/m)	Margin (dB)	Remark
1	7096.060	117.61	-11.52	106.09	88.30	17.79	peak
2	7125.000	73.32	-11.51	61.81	88.30	-26.49	peak
3	7134.840	74.78	-11.51	63.27	88.30	-25.03	peak

Test Mode: 15; Polarity: Horizontal ; Modulation:802.11ax(RU26_Right); Bandwidth:20MHz; Channel:High

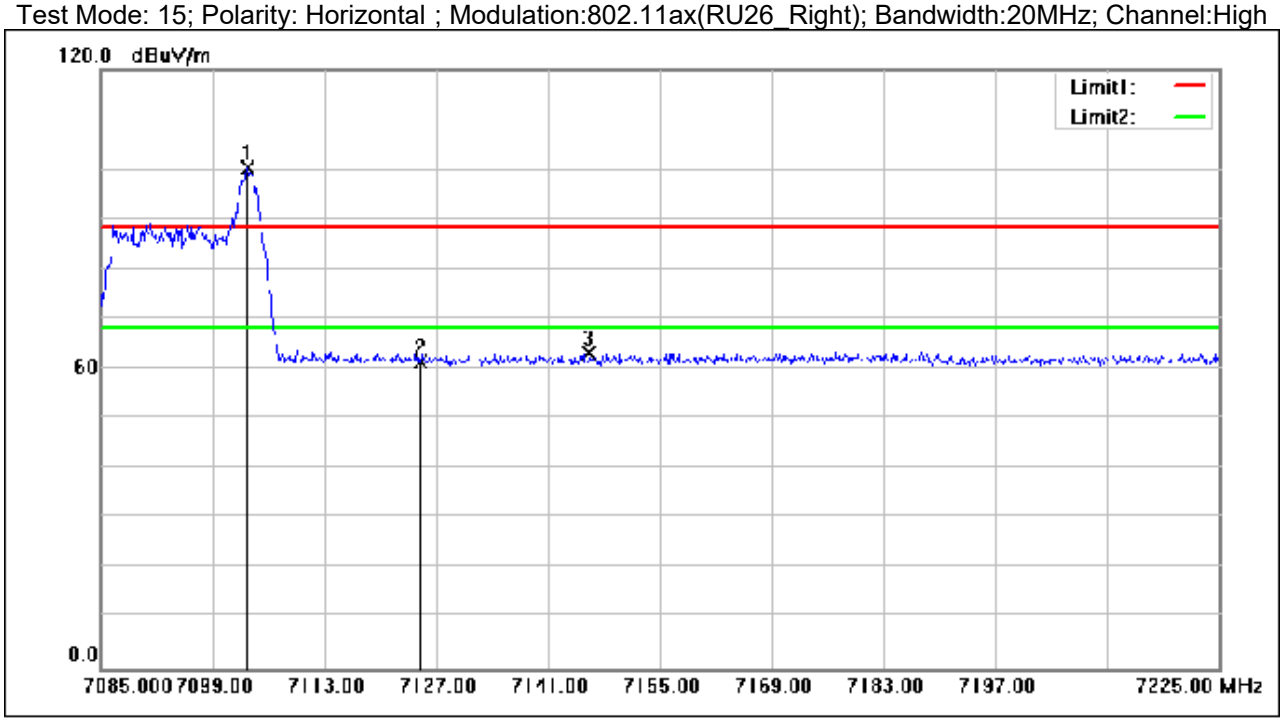

No.	Frequency (MHz)	Reading (dBuV/m)	Correction factor(dB)	Result (dBuV/m)	Limit (dBuV/m)	Margin (dB)	Remark
1	7103.340	111.99	-11.52	100.47	88.30	12.17	peak
2	7125.000	72.93	-11.51	61.42	88.30	-26.88	peak
3	7146.180	74.51	-11.50	63.01	88.30	-25.29	peak

Test Mode: 15; Polarity: Vertical ; Modulation:802.11ax(RU26_Right); Bandwidth:20MHz; Channel:High

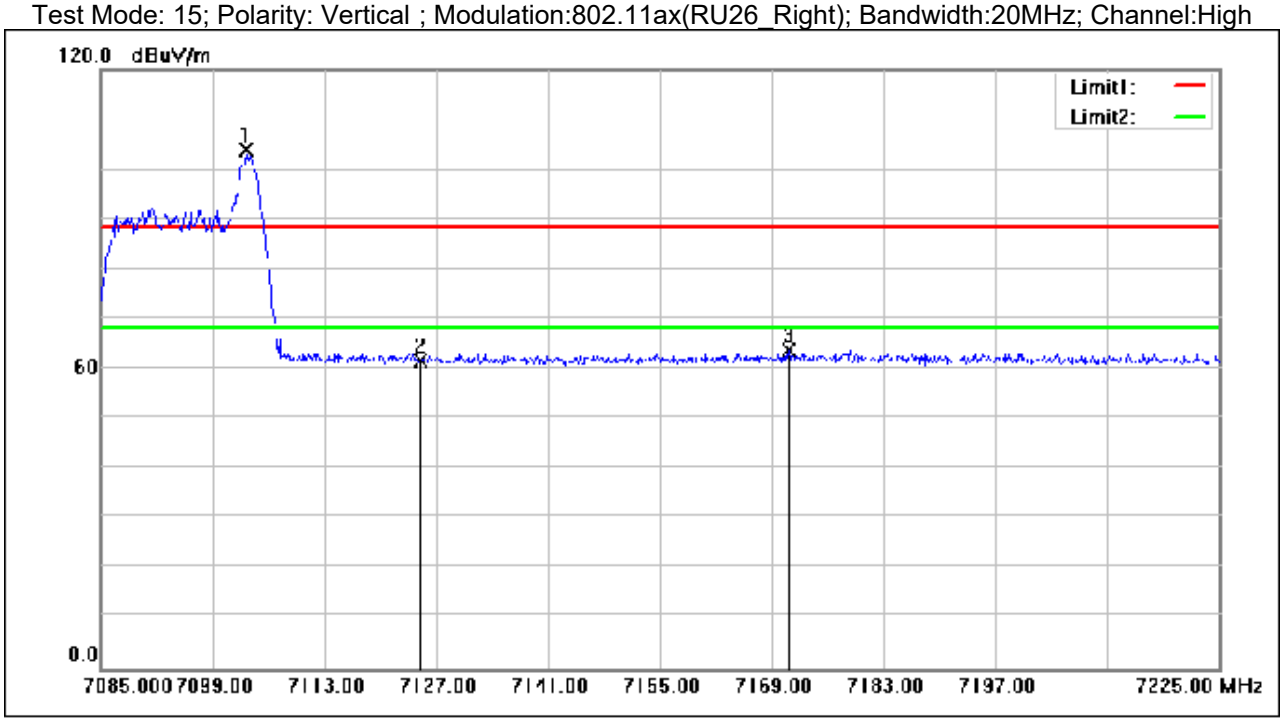

No.	Frequency (MHz)	Reading (dBuV/m)	Correction factor(dB)	Result (dBuV/m)	Limit (dBuV/m)	Margin (dB)	Remark
1	7103.200	115.45	-11.52	103.93	88.30	15.63	peak
2	7125.000	73.27	-11.51	61.76	88.30	-26.54	peak
3	7171.100	75.36	-11.49	63.87	88.30	-24.43	peak

Test Mode: 15; Polarity: Horizontal ; Modulation:802.11ax(RU52_Right); Bandwidth:20MHz; Channel:High

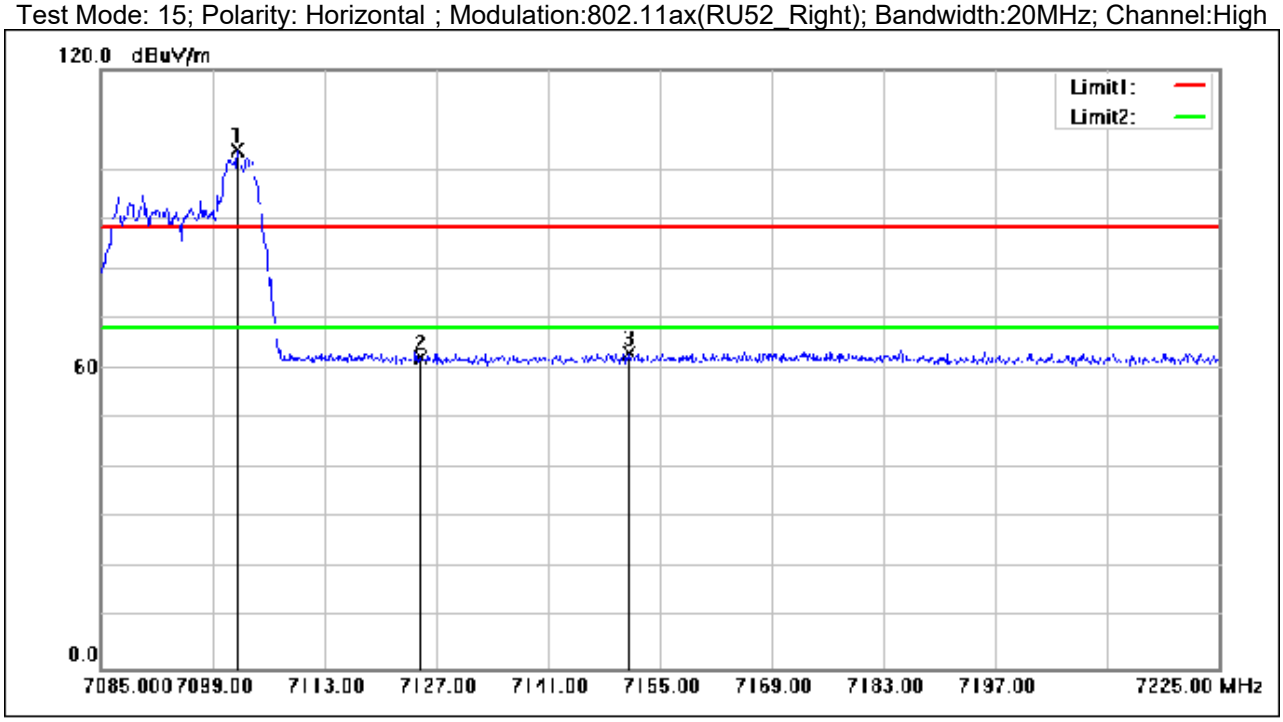

No.	Frequency (MHz)	Reading (dBuV/m)	Correction factor(dB)	Result (dBuV/m)	Limit (dBuV/m)	Margin (dB)	Remark
1	7102.080	115.35	-11.52	103.83	88.30	15.53	peak
2	7125.000	73.88	-11.51	62.37	88.30	-25.93	peak
3	7151.080	74.79	-11.50	63.29	88.30	-25.01	peak

Test Mode: 15; Polarity: Vertical ; Modulation:802.11ax(RU52_Right); Bandwidth:20MHz; Channel:High

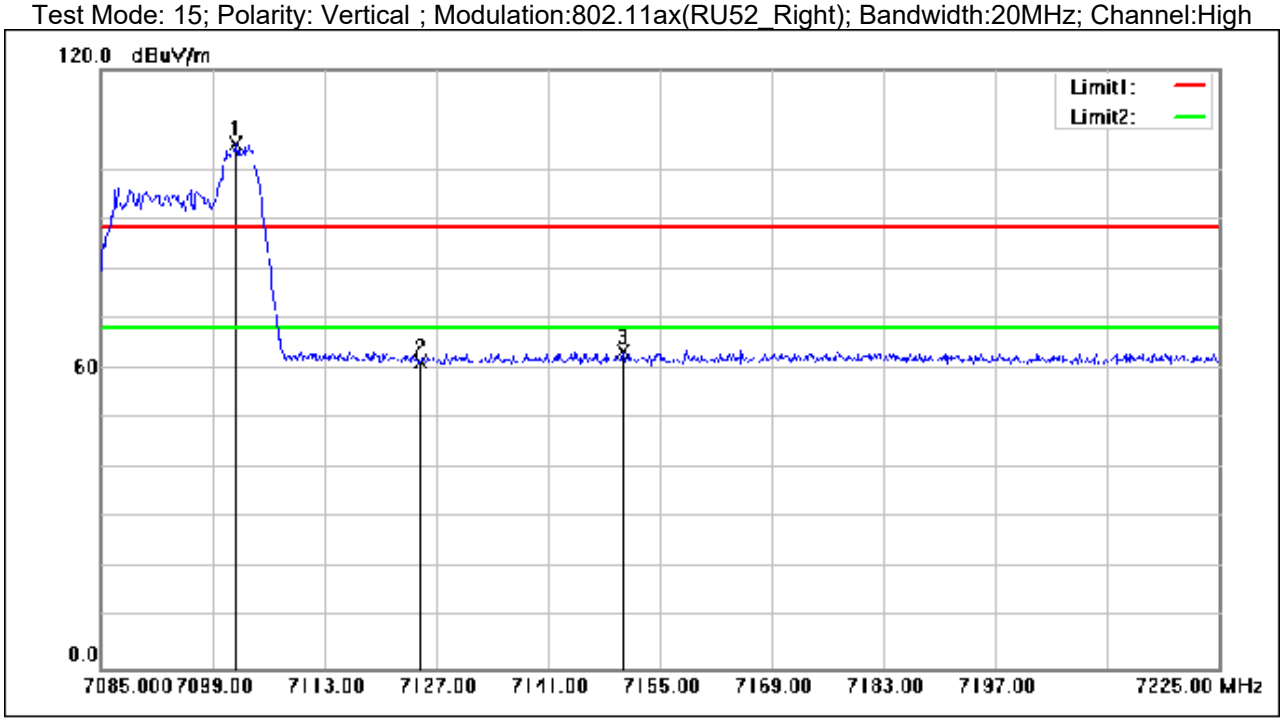

No.	Frequency (MHz)	Reading (dBuV/m)	Correction factor(dB)	Result (dBuV/m)	Limit (dBuV/m)	Margin (dB)	Remark
1	7101.800	116.71	-11.52	105.19	88.30	16.89	peak
2	7125.000	72.74	-11.51	61.23	88.30	-27.07	peak
3	7150.380	75.06	-11.50	63.56	88.30	-24.74	peak

Test Mode: 15; Polarity: Horizontal ; Modulation:802.11ax(RU106_Right); Bandwidth:20MHz; Channel:High

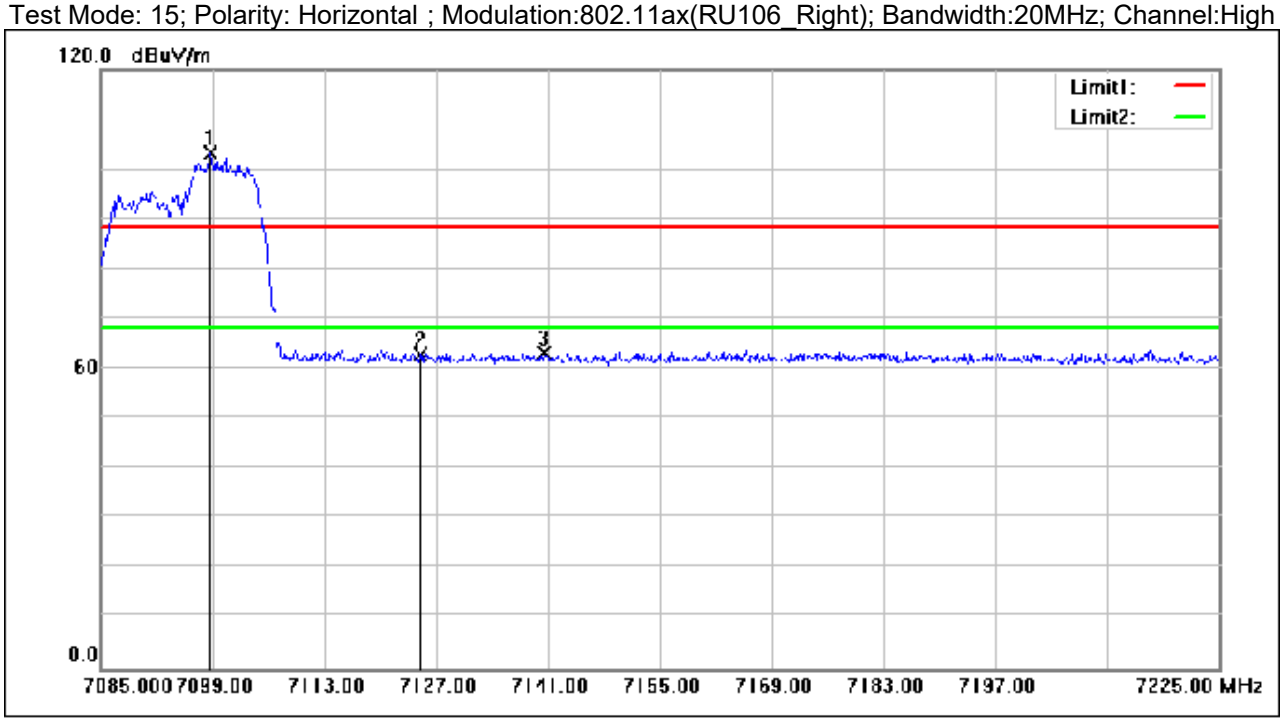

No.	Frequency (MHz)	Reading (dBuV/m)	Correction factor(dB)	Result (dBuV/m)	Limit (dBuV/m)	Margin (dB)	Remark
1	7098.720	114.83	-11.52	103.31	88.30	15.01	peak
2	7125.000	74.33	-11.51	62.82	88.30	-25.48	peak
3	7140.580	74.56	-11.51	63.05	88.30	-25.25	peak

Test Mode: 15; Polarity: Vertical ; Modulation:802.11ax(RU106_Right); Bandwidth:20MHz; Channel:High

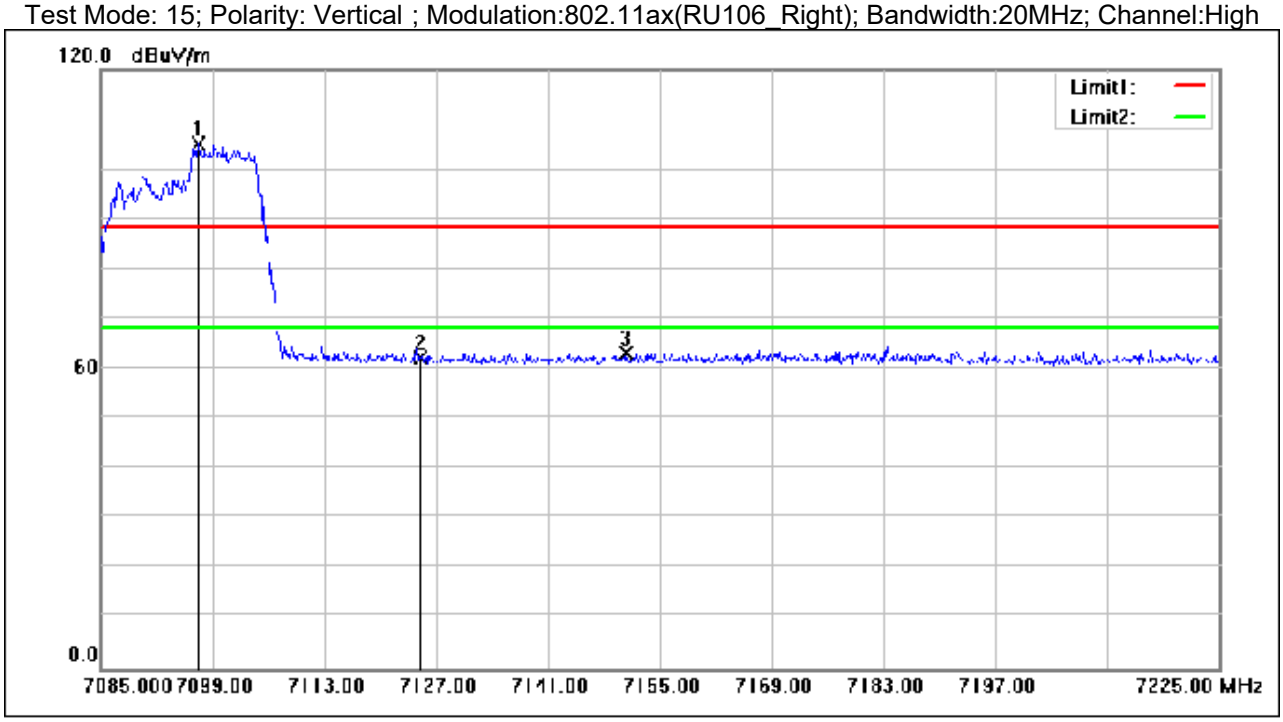

No.	Frequency (MHz)	Reading (dBuV/m)	Correction factor(dB)	Result (dBuV/m)	Limit (dBuV/m)	Margin (dB)	Remark
1	7097.180	116.53	-11.52	105.01	88.30	16.71	peak
2	7125.000	73.68	-11.51	62.17	88.30	-26.13	peak
3	7150.800	74.62	-11.50	63.12	88.30	-25.18	peak

PCB Antenna

Test Mode: 12; Polarity: Horizontal; Modulation:802.11a; Bandwidth:20MHz; Channel:Low

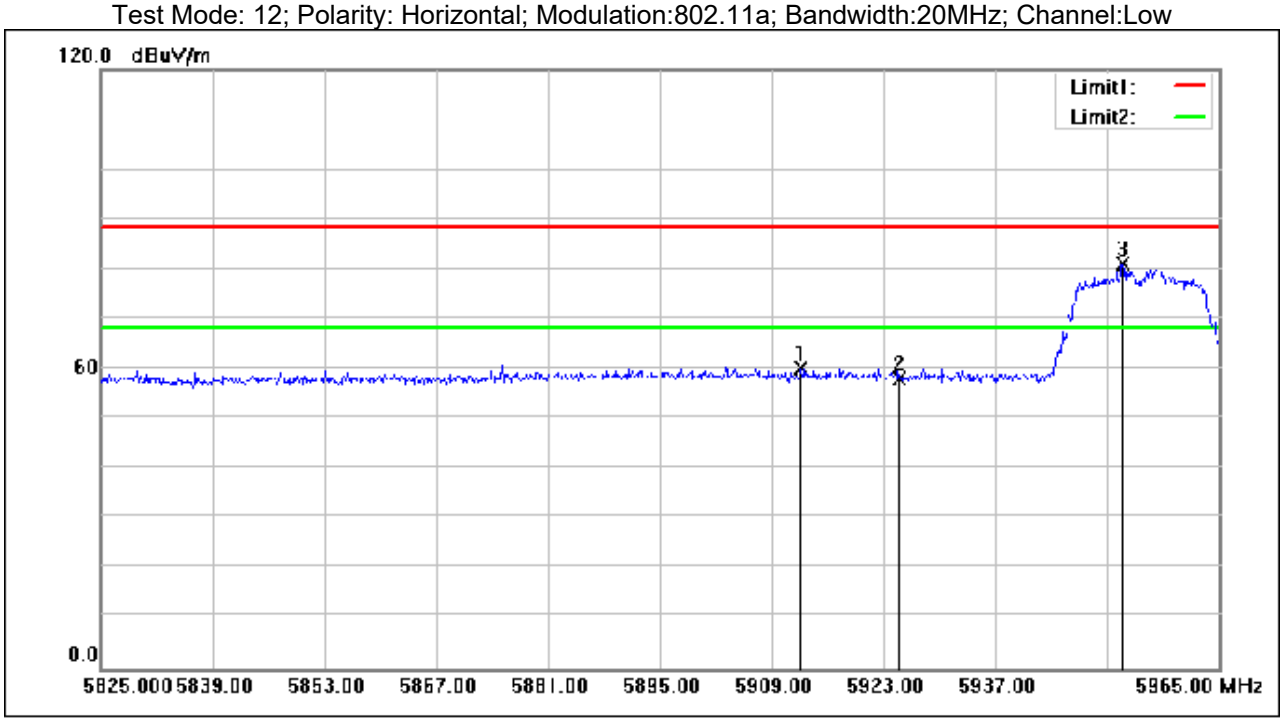

No.	Frequency (MHz)	Reading (dBuV/m)	Correction factor(dB)	Result (dBuV/m)	Limit (dBuV/m)	Margin (dB)	Remark
1	5912.640	76.41	-16.14	60.27	88.30	-28.03	peak
2	5925.000	74.08	-16.09	57.99	88.30	-30.31	peak
3	5952.960	97.14	-15.97	81.17	88.30	-7.13	peak

Test Mode: 12; Polarity: Vertical; Modulation:802.11a; Bandwidth:20MHz; Channel:Low

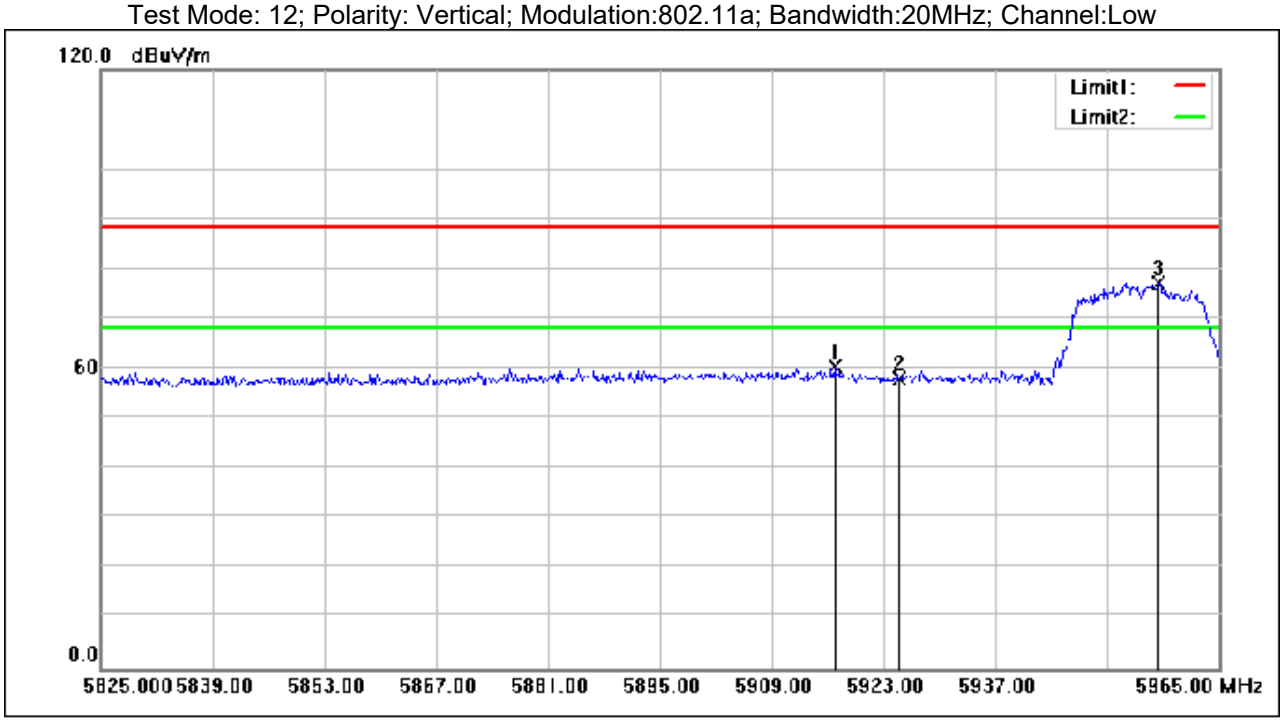

No.	Frequency (MHz)	Reading (dBuV/m)	Correction factor(dB)	Result (dBuV/m)	Limit (dBuV/m)	Margin (dB)	Remark
1	5916.840	76.67	-16.12	60.55	88.30	-27.75	peak
2	5925.000	74.24	-16.09	58.15	88.30	-30.15	peak
3	5957.440	93.30	-15.96	77.34	88.30	-10.96	peak

Test Mode: 12; Polarity: Horizontal; Modulation:802.11ax(Full RU); Bandwidth:20MHz; Channel:Low

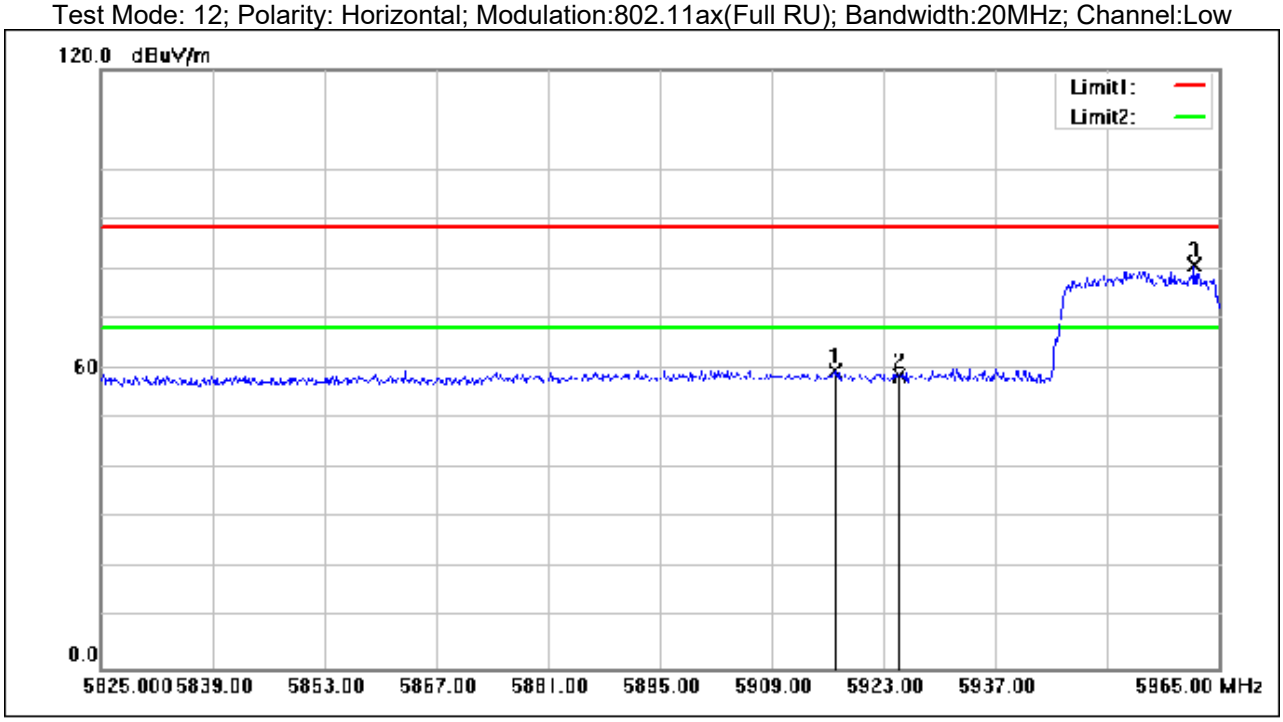

No.	Frequency (MHz)	Reading (dBuV/m)	Correction factor(dB)	Result (dBuV/m)	Limit (dBuV/m)	Margin (dB)	Remark
1	5916.980	75.64	-16.12	59.52	88.30	-28.78	peak
2	5925.000	74.71	-16.09	58.62	88.30	-29.68	peak
3	5961.920	96.74	-15.94	80.80	88.30	-7.50	peak

Test Mode: 12; Polarity: Vertical; Modulation:802.11ax(Full RU); Bandwidth:20MHz; Channel:Low

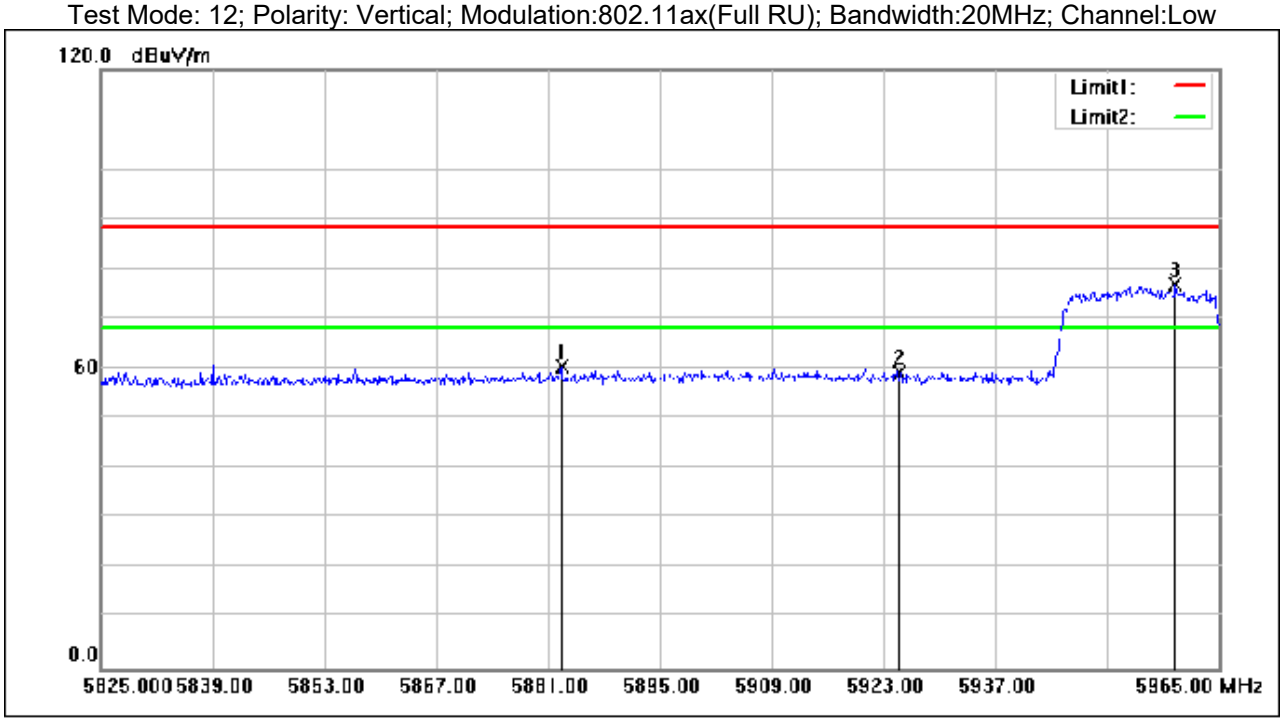

No.	Frequency (MHz)	Reading (dBuV/m)	Correction factor(dB)	Result (dBuV/m)	Limit (dBuV/m)	Margin (dB)	Remark
1	5882.680	76.64	-16.27	60.37	88.30	-27.93	peak
2	5925.000	75.37	-16.09	59.28	88.30	-29.02	peak
3	5959.540	92.80	-15.95	76.85	88.30	-11.45	peak

Test Mode: 12; Polarity: Horizontal ; Modulation:802.11ax(RU26_Left); Bandwidth:20MHz; Channel:Low

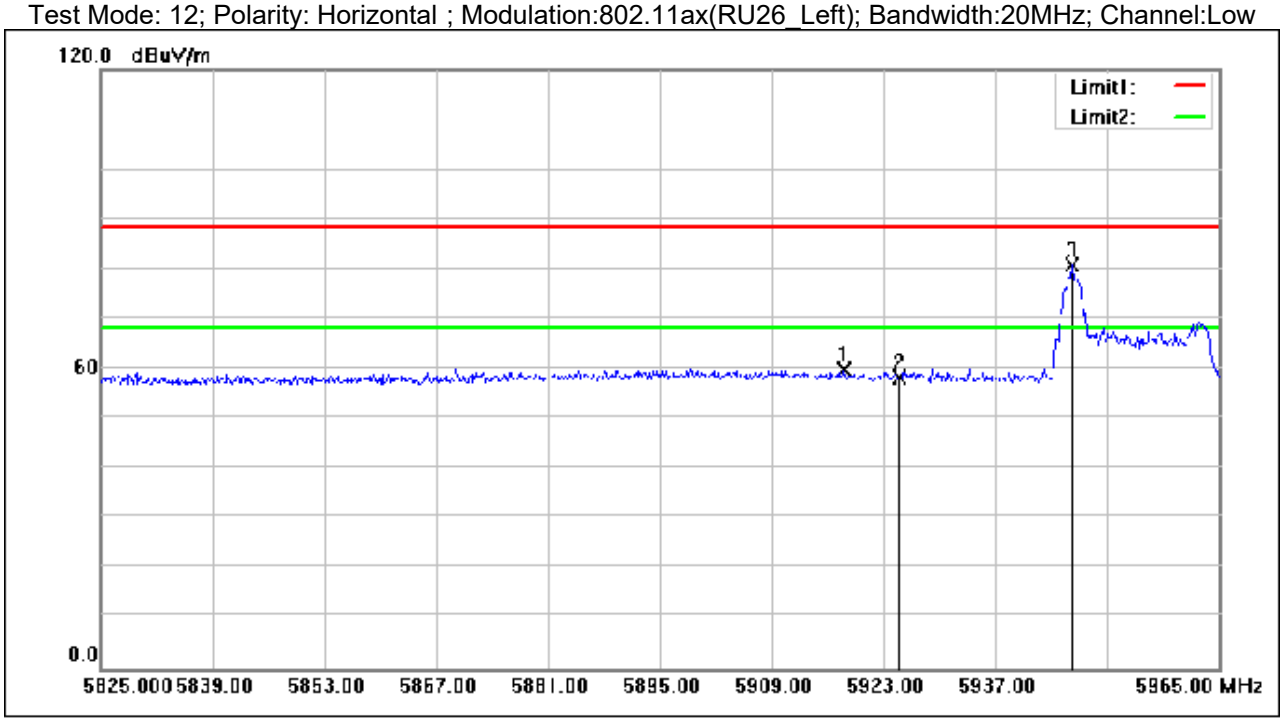

No.	Frequency (MHz)	Reading (dBuV/m)	Correction factor(dB)	Result (dBuV/m)	Limit (dBuV/m)	Margin (dB)	Remark
1	5917.960	75.83	-16.12	59.71	88.30	-28.59	peak
2	5925.000	74.49	-16.09	58.40	88.30	-29.90	peak
3	5946.520	96.98	-16.01	80.97	88.30	-7.33	peak

Test Mode: 12; Polarity: Vertical ; Modulation:802.11ax(RU26_Left); Bandwidth:20MHz; Channel:Low

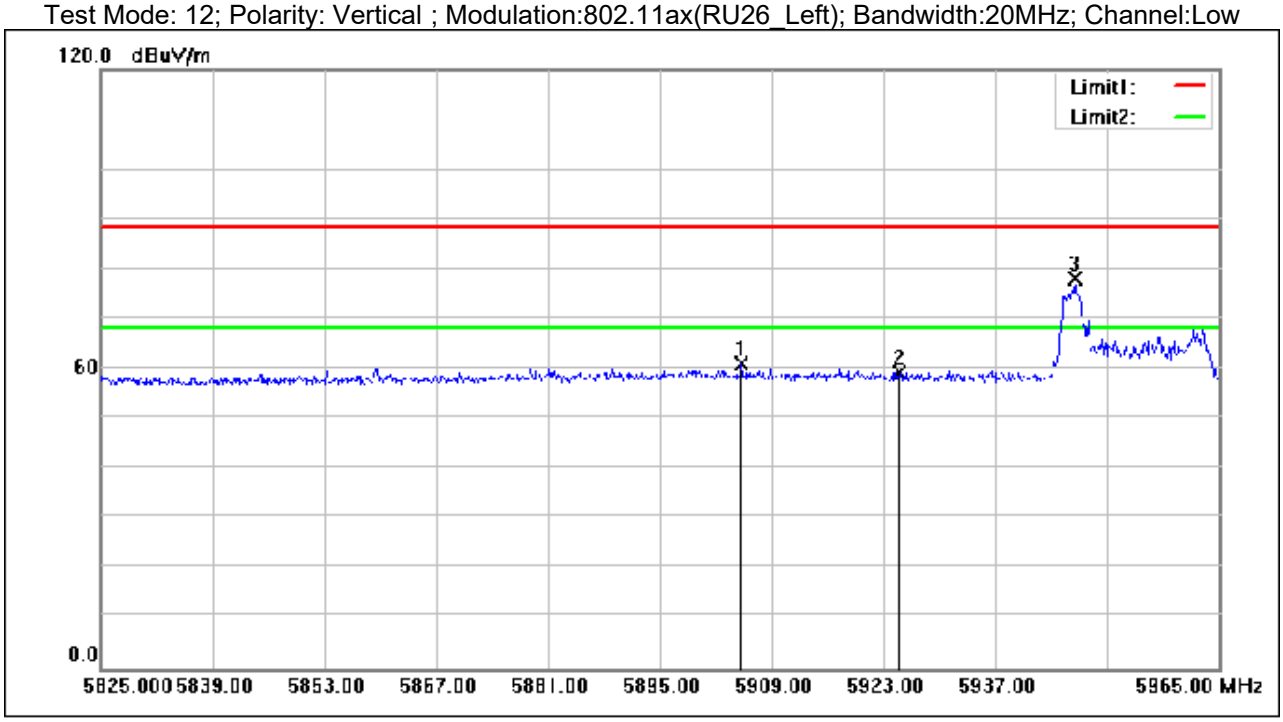

No.	Frequency (MHz)	Reading (dBuV/m)	Correction factor(dB)	Result (dBuV/m)	Limit (dBuV/m)	Margin (dB)	Remark
1	5905.220	77.32	-16.18	61.14	88.30	-27.16	peak
2	5925.000	75.26	-16.09	59.17	88.30	-29.13	peak
3	5946.940	94.04	-16.00	78.04	88.30	-10.26	peak

Test Mode: 12; Polarity: Horizontal ; Modulation:802.11ax(RU52_Left); Bandwidth:20MHz; Channel:Low

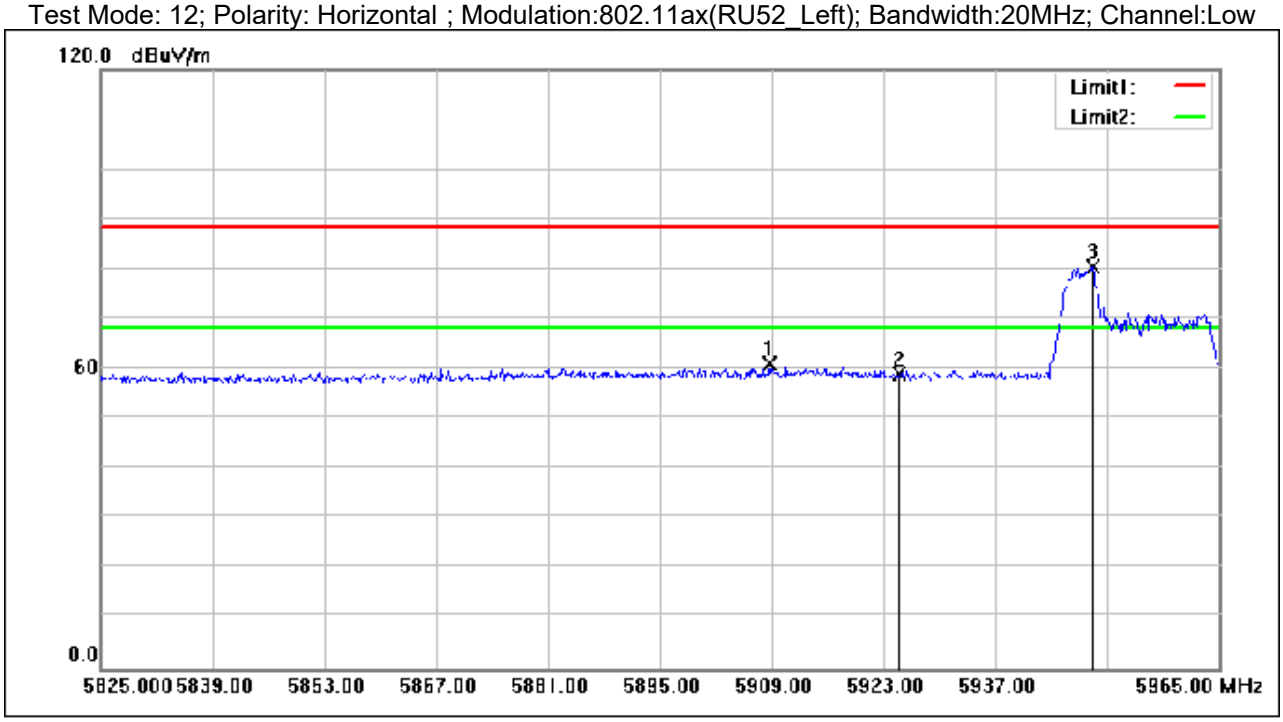

No.	Frequency (MHz)	Reading (dBuV/m)	Correction factor(dB)	Result (dBuV/m)	Limit (dBuV/m)	Margin (dB)	Remark
1	5908.720	77.13	-16.16	60.97	88.30	-27.33	peak
2	5925.000	75.01	-16.09	58.92	88.30	-29.38	peak
3	5949.180	96.48	-16.00	80.48	88.30	-7.82	peak

Test Mode: 12; Polarity: Vertical ; Modulation:802.11ax(RU52_Left); Bandwidth:20MHz; Channel:Low

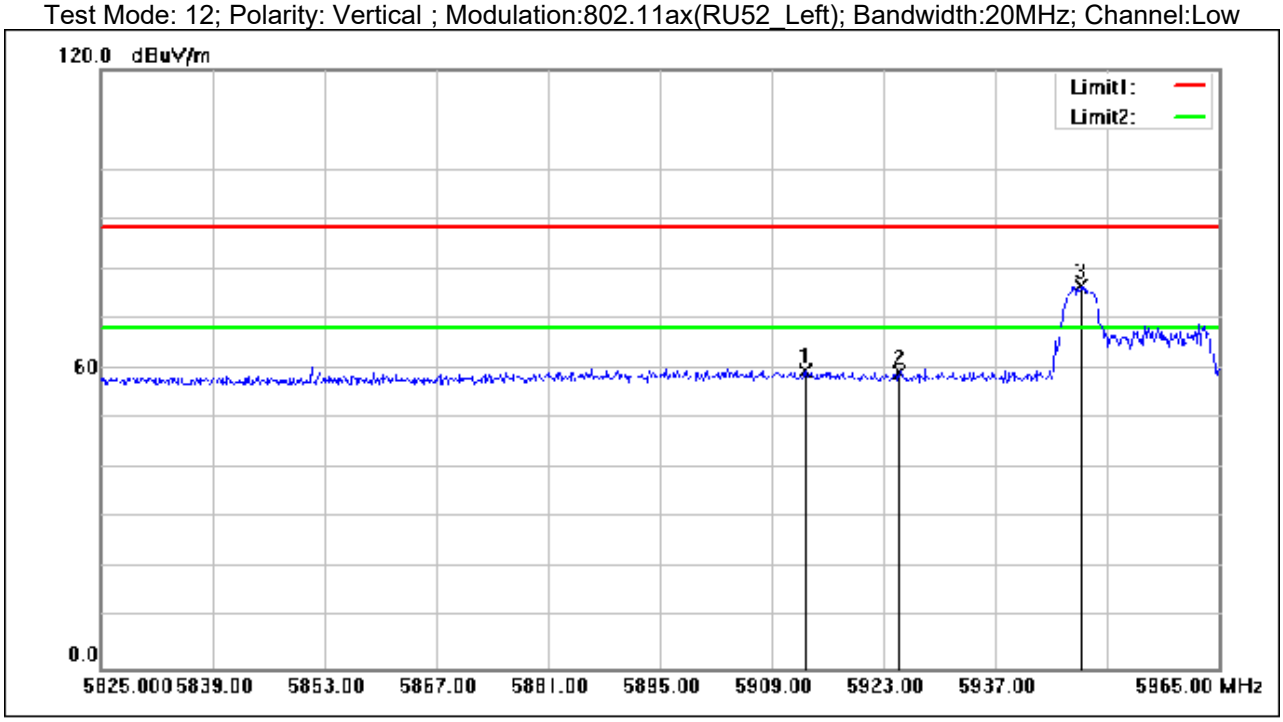

No.	Frequency (MHz)	Reading (dBuV/m)	Correction factor(dB)	Result (dBuV/m)	Limit (dBuV/m)	Margin (dB)	Remark
1	5913.200	75.67	-16.14	59.53	88.30	-28.77	peak
2	5925.000	75.49	-16.09	59.40	88.30	-28.90	peak
3	5947.780	92.63	-16.00	76.63	88.30	-11.67	peak

Test Mode: 12; Polarity: Horizontal ; Modulation:802.11ax(RU106_Left); Bandwidth:20MHz; Channel:Low

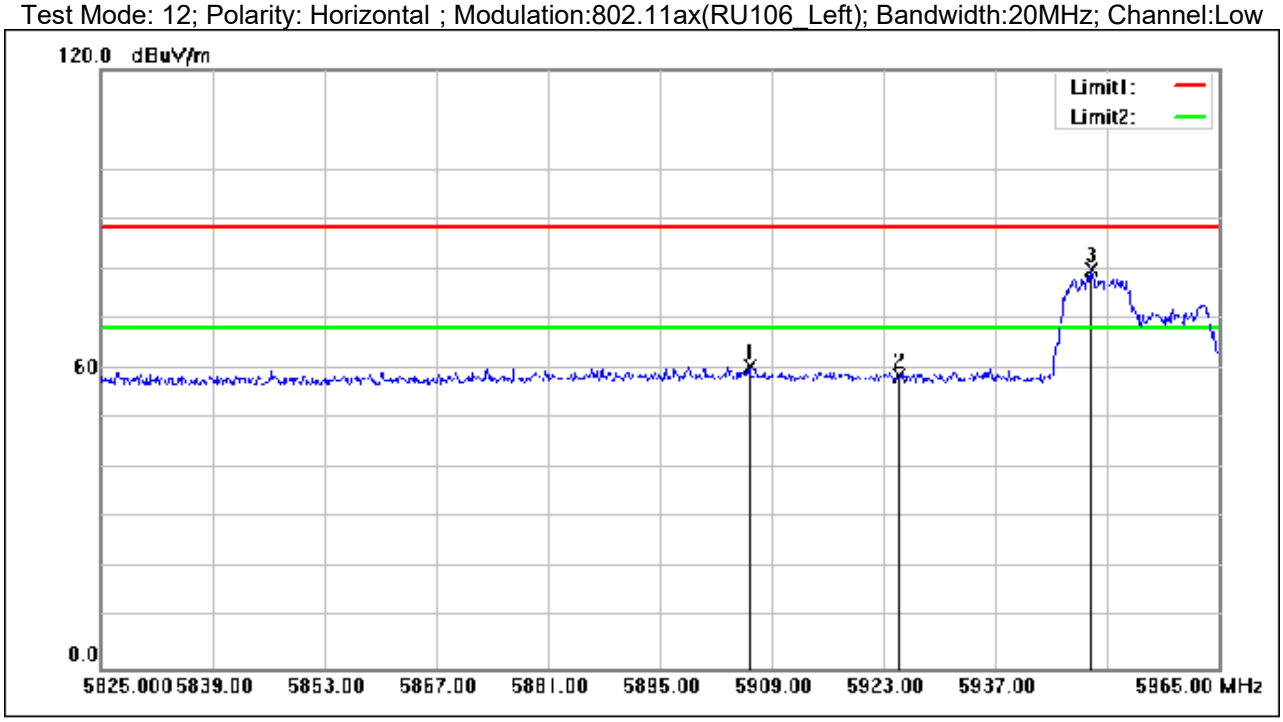

No.	Frequency (MHz)	Reading (dBuV/m)	Correction factor(dB)	Result (dBuV/m)	Limit (dBuV/m)	Margin (dB)	Remark
1	5906.200	76.71	-16.17	60.54	88.30	-27.76	peak
2	5925.000	74.74	-16.09	58.65	88.30	-29.65	peak
3	5949.040	95.83	-16.00	79.83	88.30	-8.47	peak

Test Mode: 12; Polarity: Vertical ; Modulation:802.11ax(RU106_Left); Bandwidth:20MHz; Channel:Low

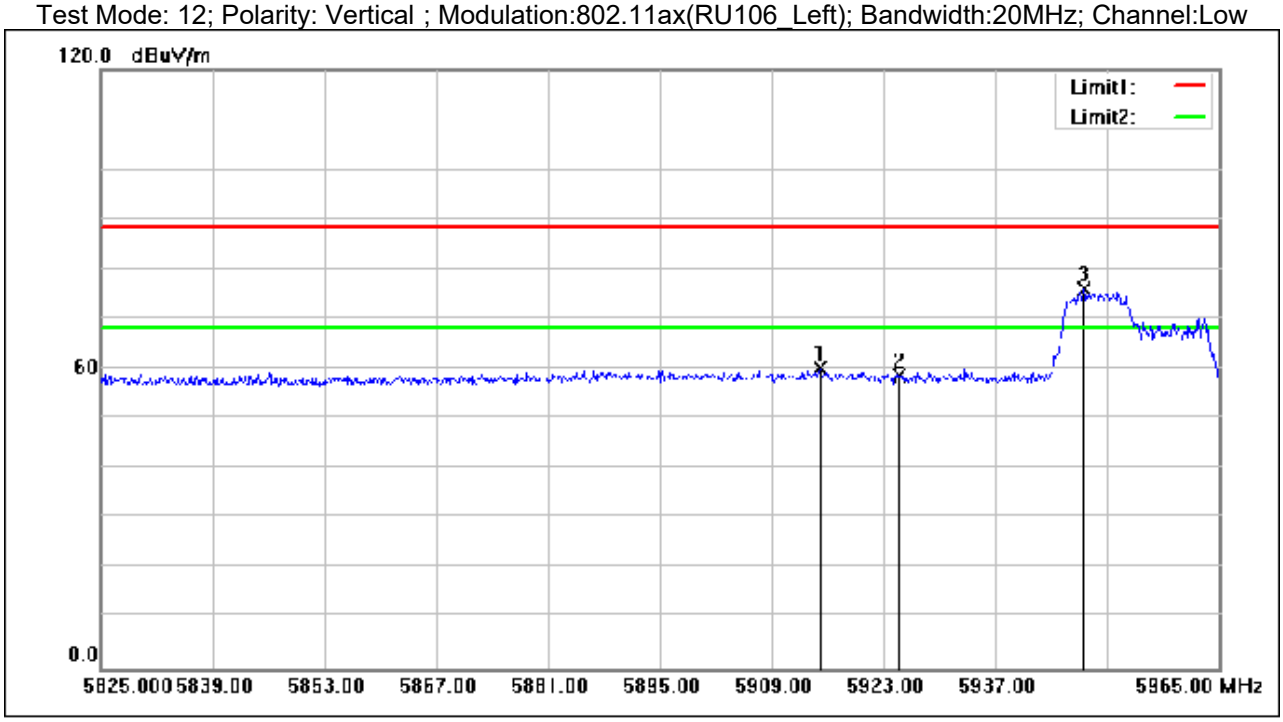

No.	Frequency (MHz)	Reading (dBuV/m)	Correction factor(dB)	Result (dBuV/m)	Limit (dBuV/m)	Margin (dB)	Remark
1	5915.020	76.31	-16.13	60.18	88.30	-28.12	peak
2	5925.000	74.68	-16.09	58.59	88.30	-29.71	peak
3	5948.060	92.11	-16.00	76.11	88.30	-12.19	peak

Test Mode: 15; Polarity: Horizontal; Modulation:802.11a; Bandwidth:20MHz; Channel:High

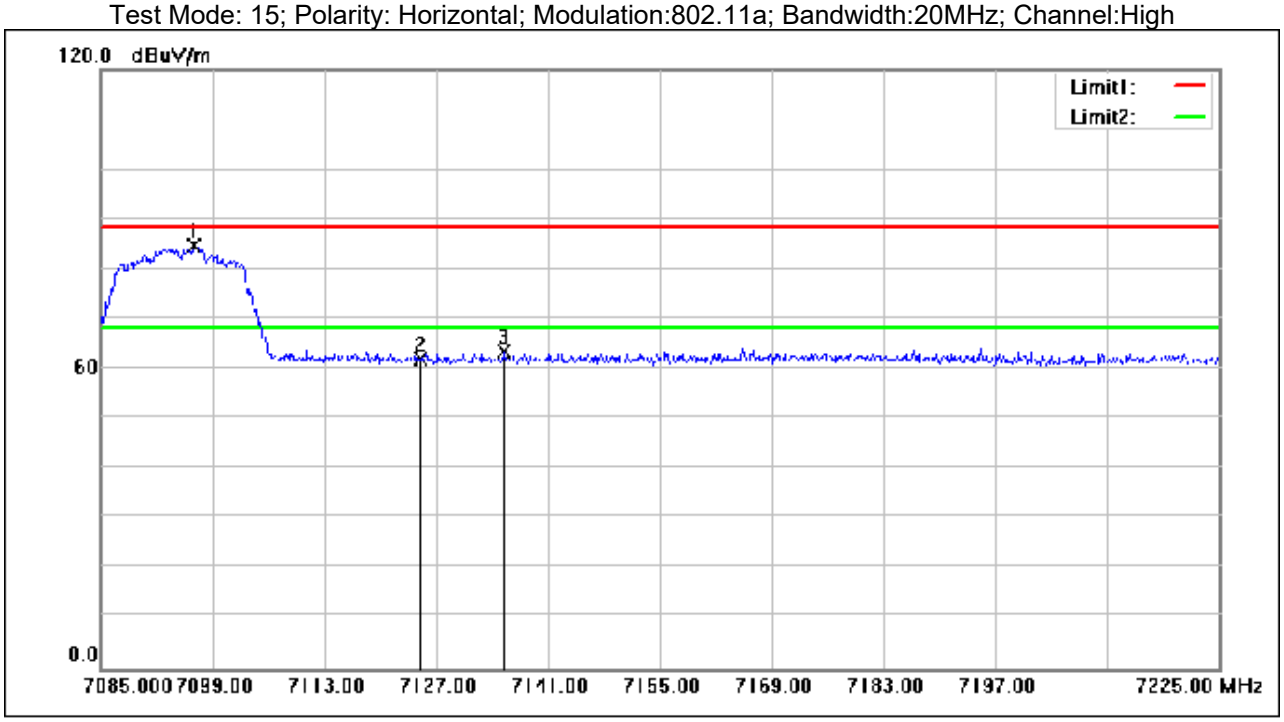

No.	Frequency (MHz)	Reading (dBuV/m)	Correction factor(dB)	Result (dBuV/m)	Limit (dBuV/m)	Margin (dB)	Remark
1	7096.620	96.37	-11.52	84.85	88.30	-3.45	peak
2	7125.000	73.49	-11.51	61.98	88.30	-26.32	peak
3	7135.540	74.85	-11.51	63.34	88.30	-24.96	peak

Test Mode: 15; Polarity: Vertical; Modulation:802.11a; Bandwidth:20MHz; Channel:High

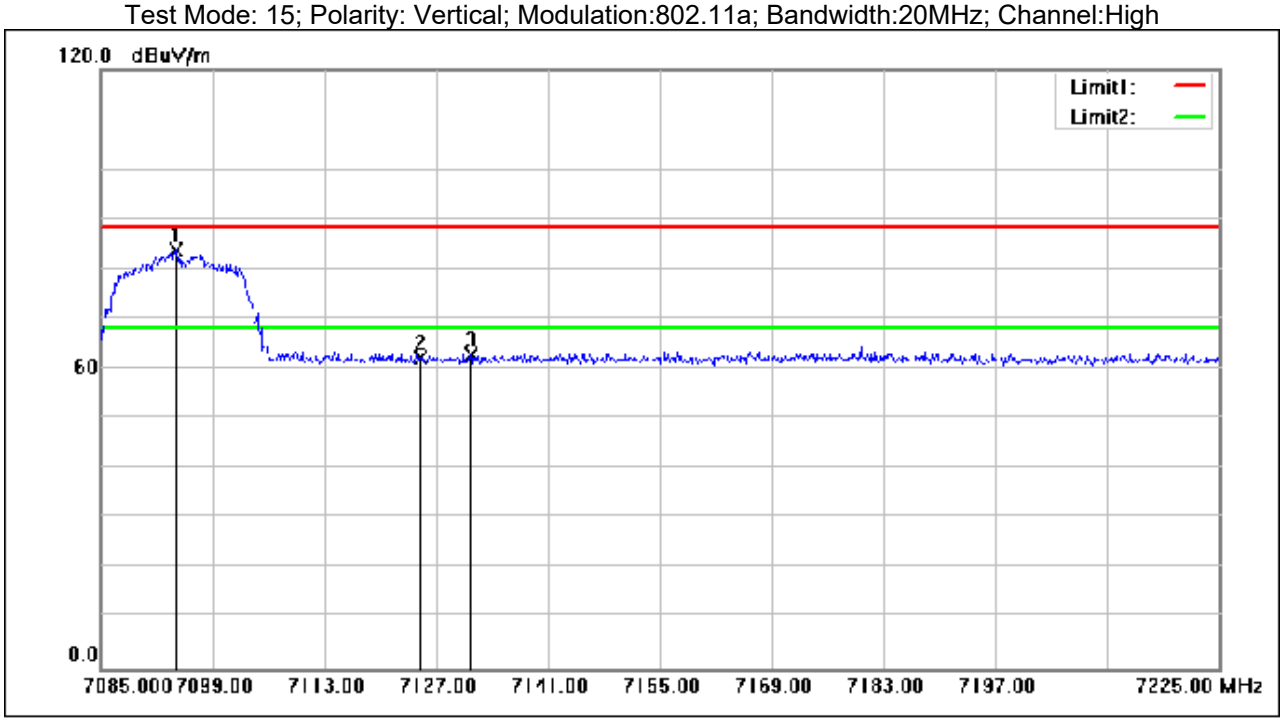

No.	Frequency (MHz)	Reading (dBuV/m)	Correction factor(dB)	Result (dBuV/m)	Limit (dBuV/m)	Margin (dB)	Remark
1	7094.380	95.50	-11.53	83.97	88.30	-4.33	peak
2	7125.000	73.86	-11.51	62.35	88.30	-25.95	peak
3	7131.340	74.35	-11.51	62.84	88.30	-25.46	peak

Test Mode: 15; Polarity: Horizontal; Modulation:802.11ax(Full RU); Bandwidth:20MHz; Channel:High

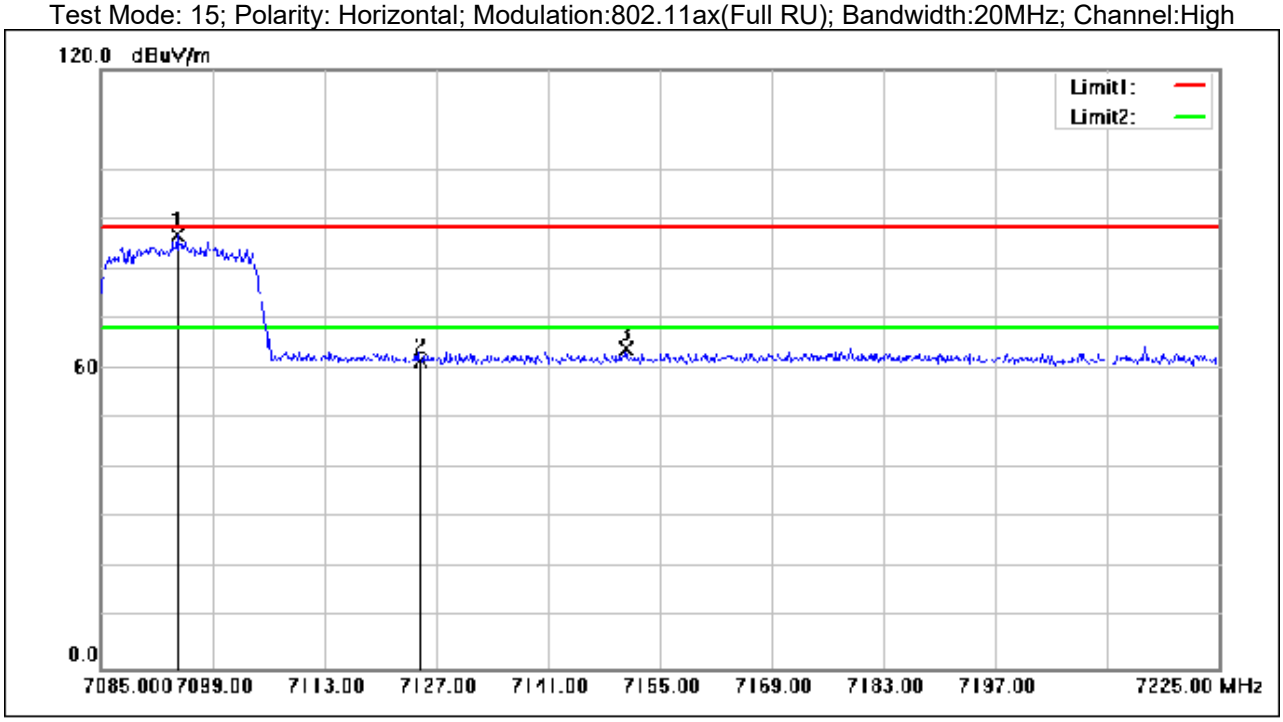

No.	Frequency (MHz)	Reading (dBuV/m)	Correction factor(dB)	Result (dBuV/m)	Limit (dBuV/m)	Margin (dB)	Remark
1	7094.520	98.35	-11.53	86.82	88.30	-1.48	peak
2	7125.000	73.30	-11.51	61.79	88.30	-26.51	peak
3	7150.800	75.64	-11.50	64.14	88.30	-24.16	peak

Test Mode: 15; Polarity: Vertical; Modulation:802.11ax(Full RU); Bandwidth:20MHz; Channel:High

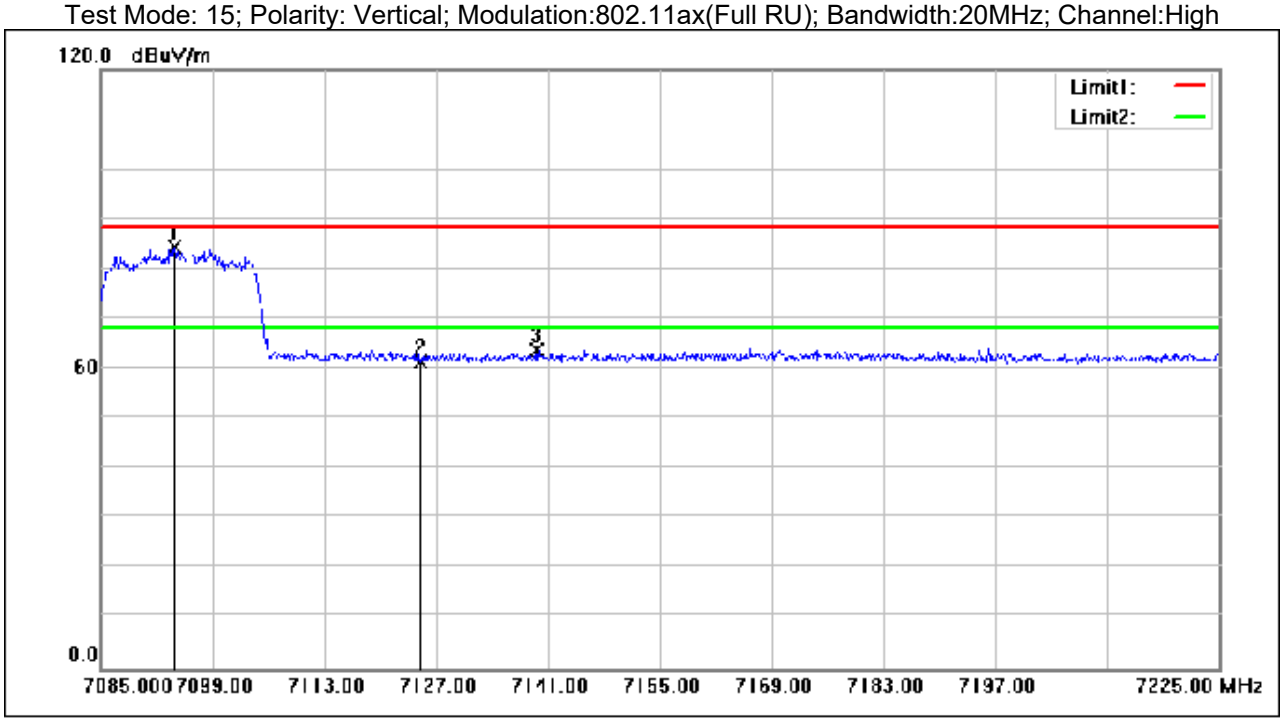

No.	Frequency (MHz)	Reading (dBuV/m)	Correction factor(dB)	Result (dBuV/m)	Limit (dBuV/m)	Margin (dB)	Remark
1	7094.240	95.84	-11.53	84.31	88.30	-3.99	peak
2	7125.000	72.88	-11.51	61.37	88.30	-26.93	peak
3	7139.600	75.37	-11.51	63.86	88.30	-24.44	peak

Test Mode: 15; Polarity: Horizontal ; Modulation:802.11ax(RU26_Right); Bandwidth:20MHz; Channel:High

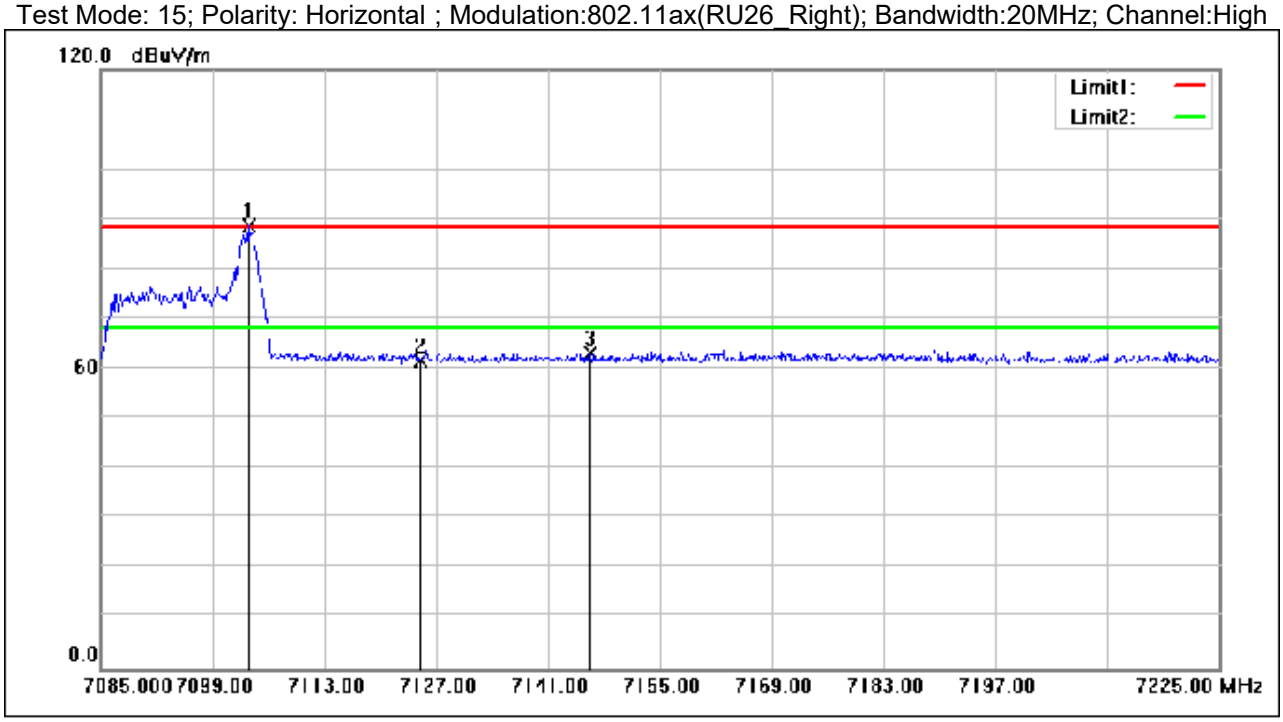

No.	Frequency (MHz)	Reading (dBuV/m)	Correction factor(dB)	Result (dBuV/m)	Limit (dBuV/m)	Margin (dB)	Remark
1	7103.480	100.14	-11.52	88.62	88.30	0.32	peak
2	7125.000	73.17	-11.51	61.66	88.30	-26.64	peak
3	7146.320	74.55	-11.50	63.05	88.30	-25.25	peak

Test Mode: 15; Polarity: Vertical ; Modulation:802.11ax(RU26_Right); Bandwidth:20MHz; Channel:High

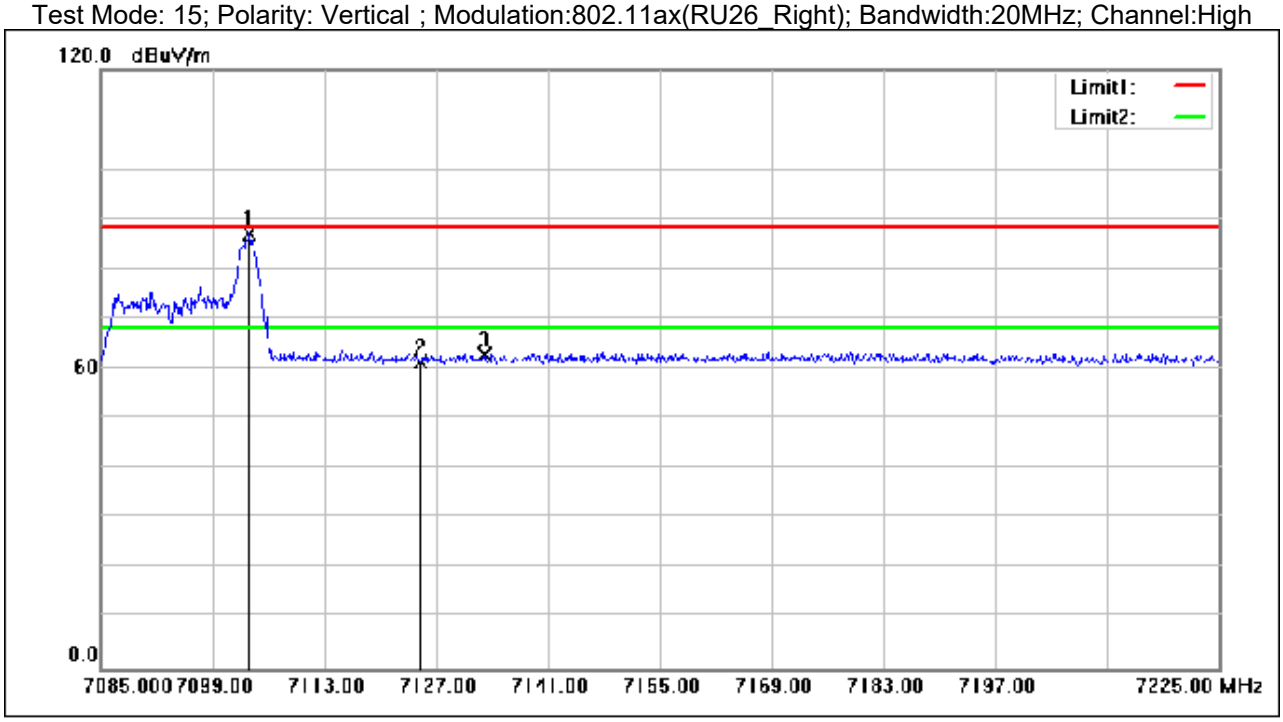

No.	Frequency (MHz)	Reading (dBuV/m)	Correction factor(dB)	Result (dBuV/m)	Limit (dBuV/m)	Margin (dB)	Remark
1	7103.620	98.54	-11.52	87.02	88.30	-1.28	peak
2	7125.000	72.95	-11.51	61.44	88.30	-26.86	peak
3	7133.020	74.51	-11.51	63.00	88.30	-25.30	peak

Test Mode: 15; Polarity: Horizontal ; Modulation:802.11ax(RU52_Right); Bandwidth:20MHz; Channel:High

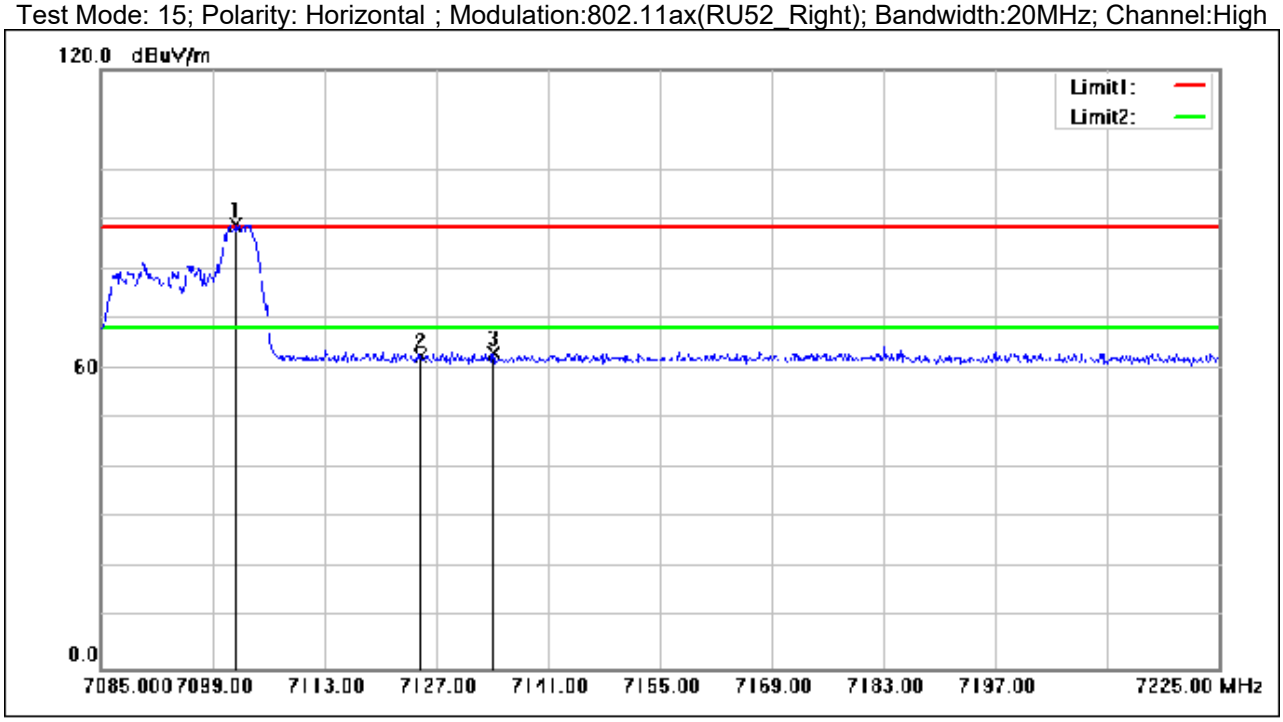

No.	Frequency (MHz)	Reading (dBuV/m)	Correction factor(dB)	Result (dBuV/m)	Limit (dBuV/m)	Margin (dB)	Remark
1	7101.940	100.46	-11.52	88.94	88.30	0.64	peak
2	7125.000	74.18	-11.51	62.67	88.30	-25.63	peak
3	7134.140	74.74	-11.51	63.23	88.30	-25.07	peak

Test Mode: 15; Polarity: Vertical ; Modulation:802.11ax(RU52_Right); Bandwidth:20MHz; Channel:High

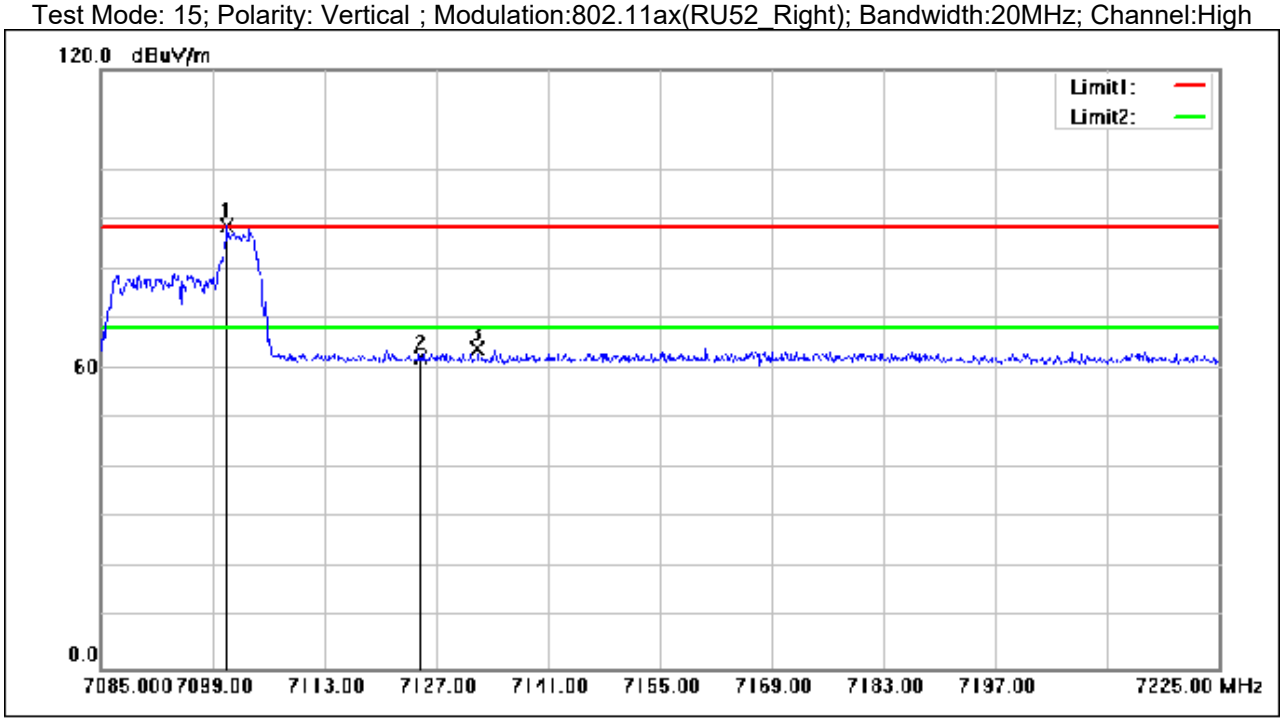

No.	Frequency (MHz)	Reading (dBuV/m)	Correction factor(dB)	Result (dBuV/m)	Limit (dBuV/m)	Margin (dB)	Remark
1	7100.820	100.17	-11.52	88.65	88.30	0.35	peak
2	7125.000	73.91	-11.51	62.40	88.30	-25.90	peak
3	7132.180	75.42	-11.51	63.91	88.30	-24.39	peak

Test Mode: 15; Polarity: Horizontal ; Modulation:802.11ax(RU106_Right); Bandwidth:20MHz; Channel:High

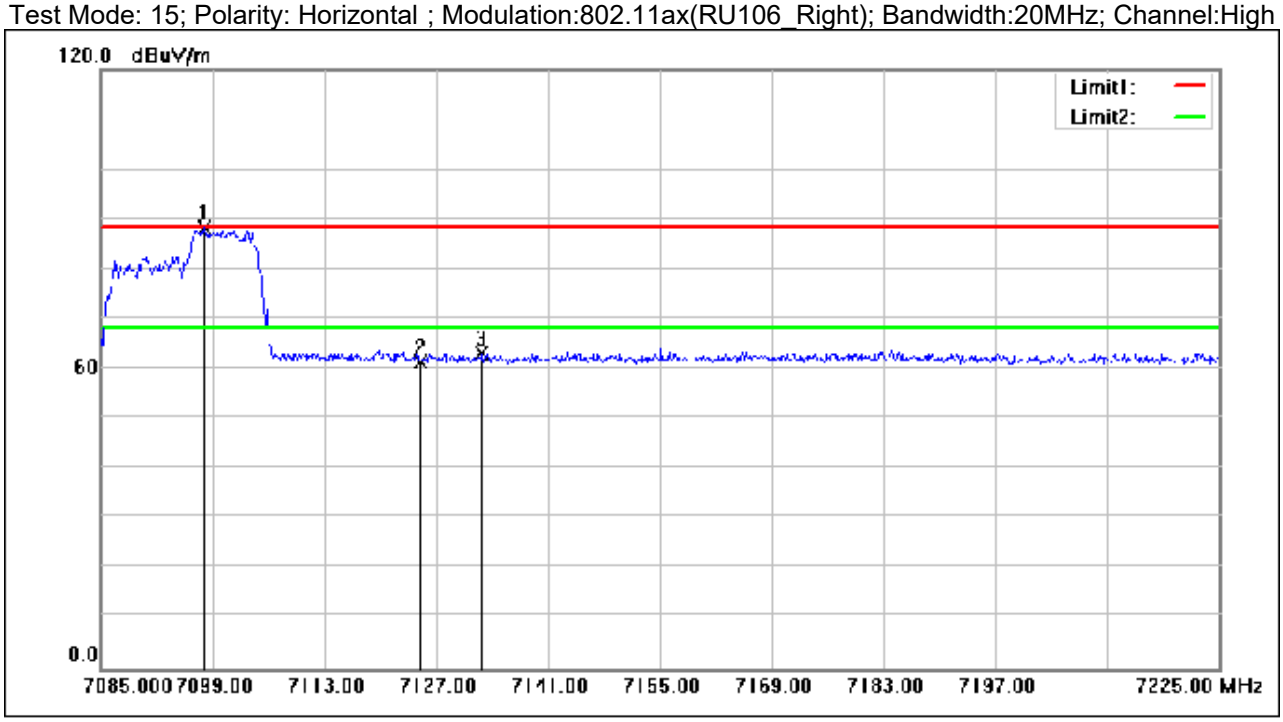

No.	Frequency (MHz)	Reading (dBuV/m)	Correction factor(dB)	Result (dBuV/m)	Limit (dBuV/m)	Margin (dB)	Remark
1	7097.880	99.76	-11.52	88.24	88.30	-0.06	peak
2	7125.000	73.01	-11.51	61.50	88.30	-26.80	peak
3	7132.740	74.62	-11.51	63.11	88.30	-25.19	peak

Test Mode: 15; Polarity: Vertical ; Modulation:802.11ax(RU106_Right); Bandwidth:20MHz; Channel:High

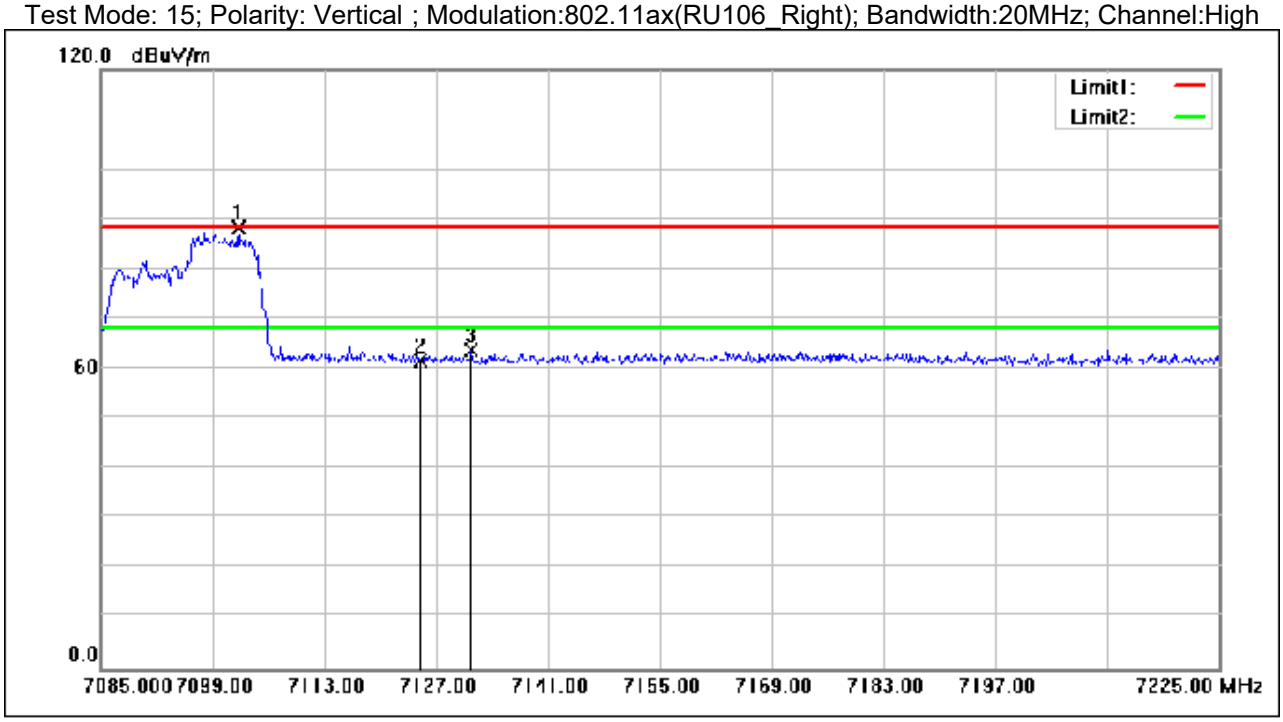

No.	Frequency (MHz)	Reading (dBuV/m)	Correction factor(dB)	Result (dBuV/m)	Limit (dBuV/m)	Margin (dB)	Remark
1	7102.220	99.81	-11.52	88.29	88.30	-0.01	peak
2	7125.000	73.04	-11.51	61.53	88.30	-26.77	peak
3	7131.340	75.31	-11.51	63.80	88.30	-24.50	peak

7 Test Setup Photo

Refer to Appendix - Test Setup Photo for KSCR2404000566AT

8 EUT Constructional Details (EUT Photos)

Refer to Appendix - Photographs of EUT Constructional Details for KSCR2404000566AT

9 Appendix

1. Duty Cycle

1.1 Test Result

1.1.1 Ant1

Ant1										
ENV	Mode	TX Type	Frequency (MHz)	RU	RU Pos	T_on (ms)	Period (ms)	Duty Cycle (%)	Duty Cycle Correction Factor (dB)	Max. DC Variation (%)
NTNV	802.11a	SISO	5955	/	/	1.430	2.427	58.92	2.30	0.04
			6175	/	/	1.430	2.428	58.90	2.30	0.02
			6415	/	/	1.430	2.428	58.90	2.30	0.04
	802.11ax (HE20)	SISO	5955	RU242	/	1.046	2.044	51.17	2.91	0.02
			6175	RU242	/	1.046	2.044	51.17	2.91	0.04
			6415	RU242	/	1.046	2.044	51.17	2.91	0.04

1.1.2 Ant1

Ant1										
ENV	Mode	TX Type	Frequency (MHz)	RU	RU Pos	T_on (ms)	Period (ms)	Duty Cycle (%)	Duty Cycle Correction Factor (dB)	Max. DC Variation (%)
NTNV	802.11a	SISO	6435	/	/	1.430	2.427	58.92	2.30	0.01
			6475	/	/	1.430	2.428	58.90	2.30	0.06
			6515	/	/	1.430	2.429	58.87	2.30	0.06
	802.11ax (HE20)	SISO	6435	RU242	/	1.045	2.043	51.15	2.91	0.04
			6475	RU242	/	1.046	2.045	51.15	2.91	0.04
			6515	RU242	/	1.045	2.044	51.13	2.91	0.05

1.1.3 Ant1

Ant1										
ENV	Mode	TX Type	Frequency (MHz)	RU	RU Pos	T_on (ms)	Period (ms)	Duty Cycle (%)	Duty Cycle Correction Factor (dB)	Max. DC Variation (%)
NTNV	802.11a	SISO	6535	/	/	1.430	2.428	58.90	2.30	0.01
			6695	/	/	1.430	2.428	58.90	2.30	0.02
			6855	/	/	1.430	2.427	58.92	2.30	0.01
	802.11ax (HE20)	SISO	6535	RU242	/	1.046	2.044	51.17	2.91	0.04
			6695	RU242	/	1.046	2.044	51.17	2.91	0.04
			6855	RU242	/	1.046	2.044	51.17	2.91	0.02

1.1.4 Ant1

Ant1										
ENV	Mode	TX Type	Frequency (MHz)	RU	RU Pos	T_on (ms)	Period (ms)	Duty Cycle (%)	Duty Cycle Correction Factor (dB)	Max. DC Variation (%)
NTNV	802.11a	SISO	6895	/	/	1.430	2.427	58.92	2.30	0.01
			6995	/	/	1.430	2.428	58.90	2.30	0.01
			7095	/	/	1.430	2.427	58.92	2.30	0.04
	802.11ax (HE20)	SISO	6895	RU242	/	1.045	2.043	51.15	2.91	0.04
			6995	RU242	/	1.045	2.044	51.13	2.91	0.02
			7095	RU242	/	1.046	2.044	51.17	2.91	0.04

1.1.5 Ant1

Ant1										
ENV	Mode	TX Type	Frequency (MHz)	RU	RU Pos	T_on (ms)	Period (ms)	Duty Cycle (%)	Duty Cycle Correction Factor (dB)	Max. DC Variation (%)
NTNV	802.11a	SISO	6875	/	/	1.431	2.462	58.12	2.36	0.79
	802.11ax (HE20)	SISO	6875	RU242	/	1.046	2.084	50.19	2.99	0.99

1.2 Test Graph

1.2.1 Ant1

802.11a_LCH_5955MHz_Ant1_NTNV

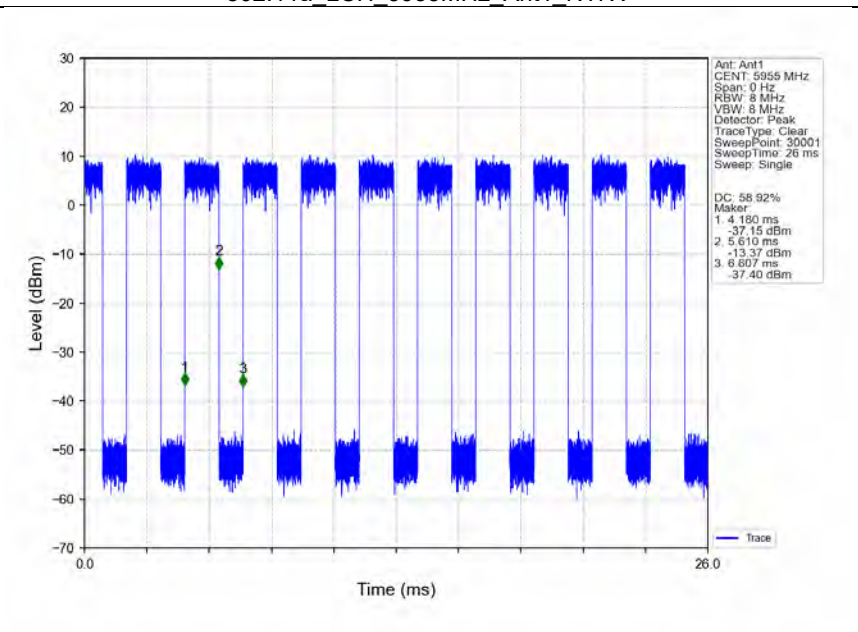

802.11a_MCH_6175MHz_Ant1_NTNV

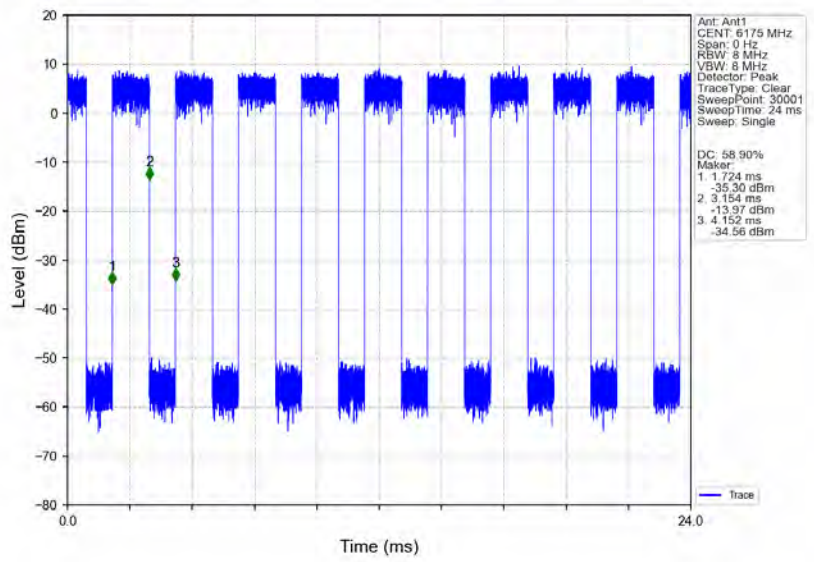
Ant: Ant1
CENT: 6175 MHz
Span: 0 Hz
RBW: 8 MHz
VBW: 8 MHz
Detector: Peak
TraceType: Clear
SweepPoint: 30001
SweepTime: 24 ms
Sweep: Single
DC: 58.90%
Maker:
1. 1.724 ms
-35.30 dBm
2. 3.154 ms
-13.97 dBm
3. 4.152 ms
-34.56 dBm
Trace
Level (dBm)
Time (ms)
20
10
0
-10
-20
-30
-40
-50
-60
-70
-80
0.0
24.0
1
2
3

802.11a_HCH_6415MHz_Ant1_NTNV

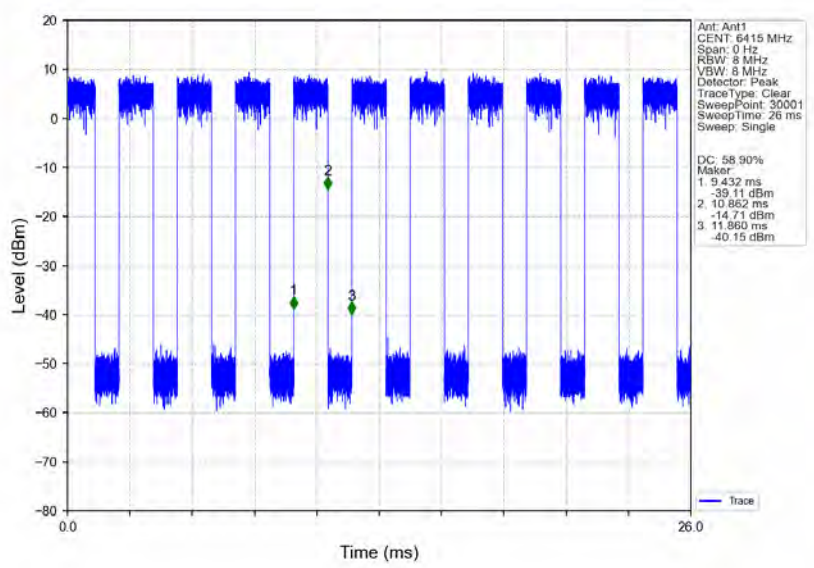

802.11ax(HE20)_LCH_5955MHz_RU242_Ant1_NTNV

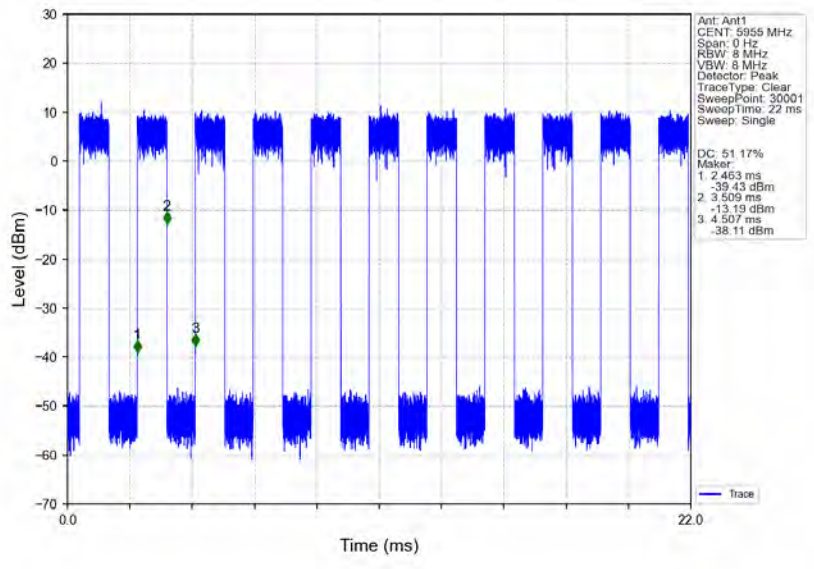

802.11ax(HE20)_MCH_6175MHz_RU242_Ant1_NTNV

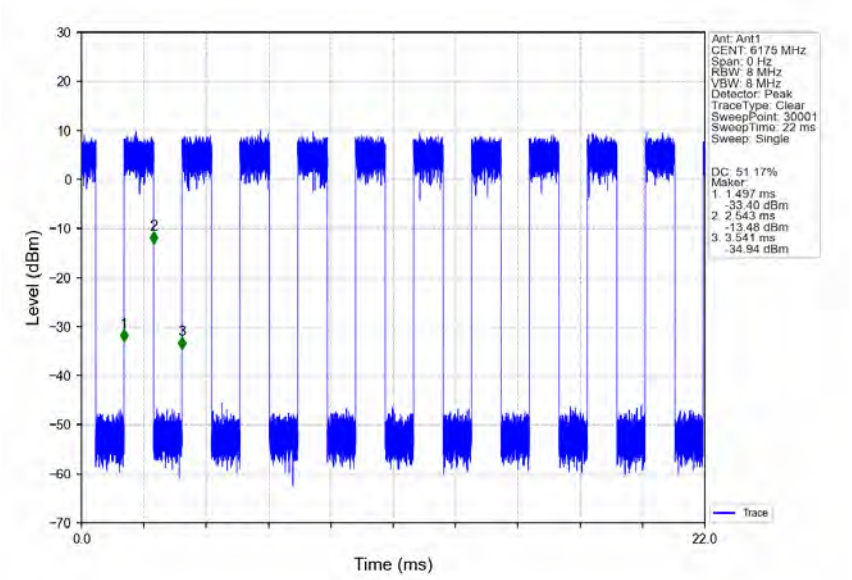

802.11ax(HE20)_HCH_6415MHz_RU242_Ant1_NTNV

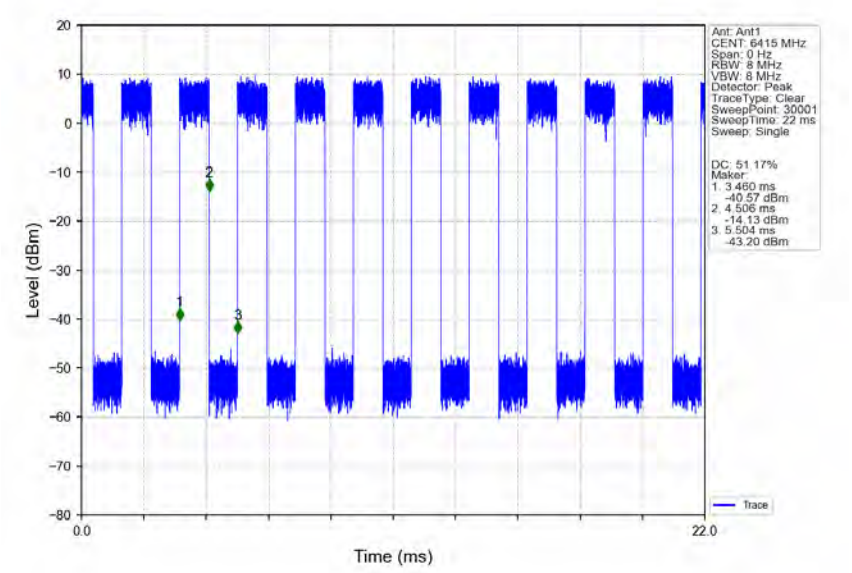

1.2.2 Ant1

802.11a_LCH_6435MHz_Ant1_NTNV

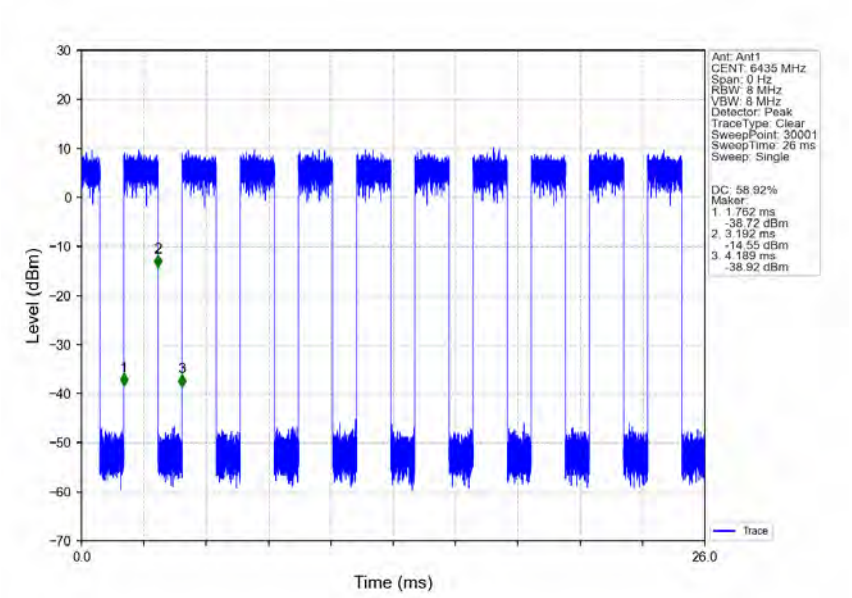

802.11a_MCH_6475MHz_Ant1_NTNV

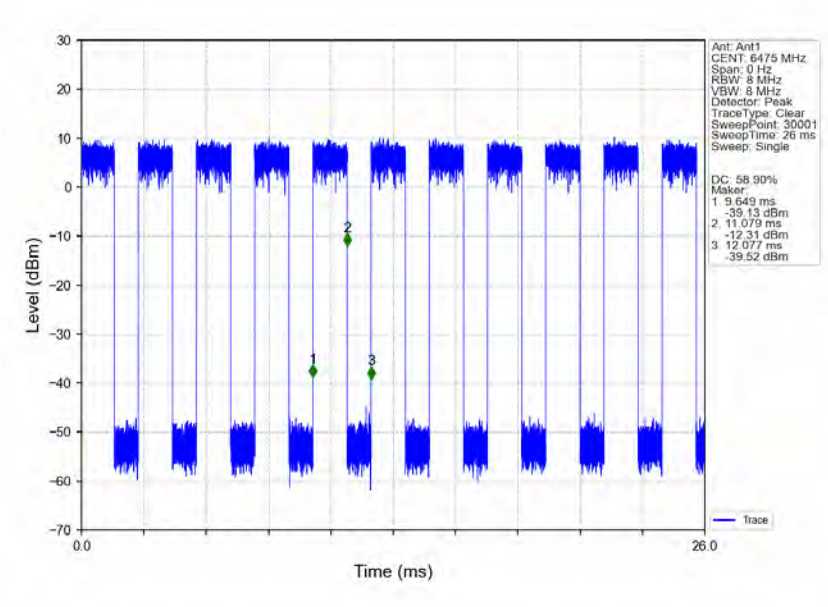
Ant: Ant1
CENT: 6475 MHz
Span: 0 Hz
RBW: 8 MHz
VBW: 8 MHz
Detector: Peak
TraceType: Clear
SweepPoint: 30001
SweepTime: 26 ms
Sweep: Single
DC: 58.90%
Maker:
1. 9.649 ms
-39.13 dBm
2. 11.079 ms
-12.31 dBm
3. 12.077 ms
-39.52 dBm
Trace
Level (dBm)
Time (ms)
30
20
10
0
-10
-20
-30
-40
-50
-60
-70
0.0
26.0
1
2
3

802.11a_HCH_6515MHz_Ant1_NTNV

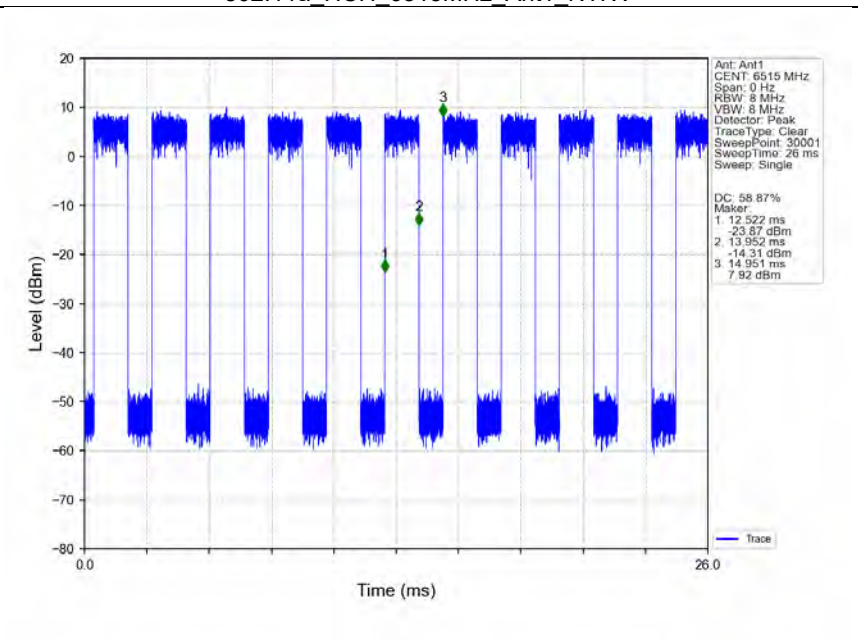

802.11ax(HE20)_LCH_6435MHz_RU242_Ant1_NTNV

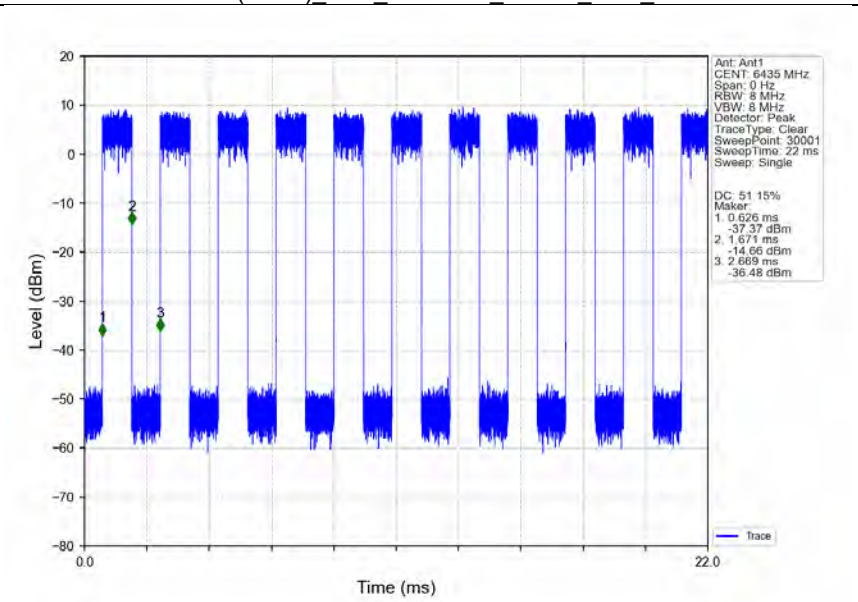

802.11ax(HE20)_MCH_6475MHz_RU242_Ant1_NTNV

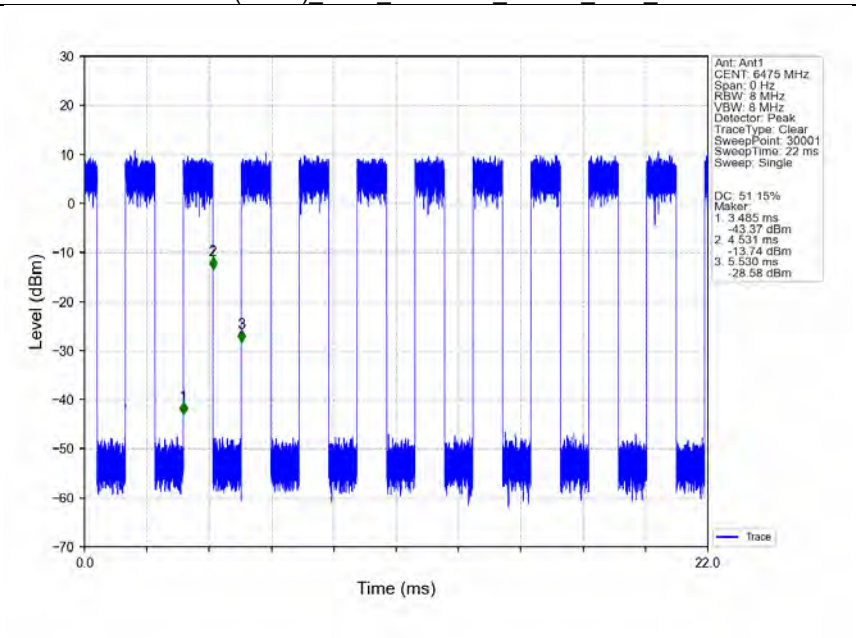

802.11ax(HE20)_HCH_6515MHz_RU242_Ant1_NTNV

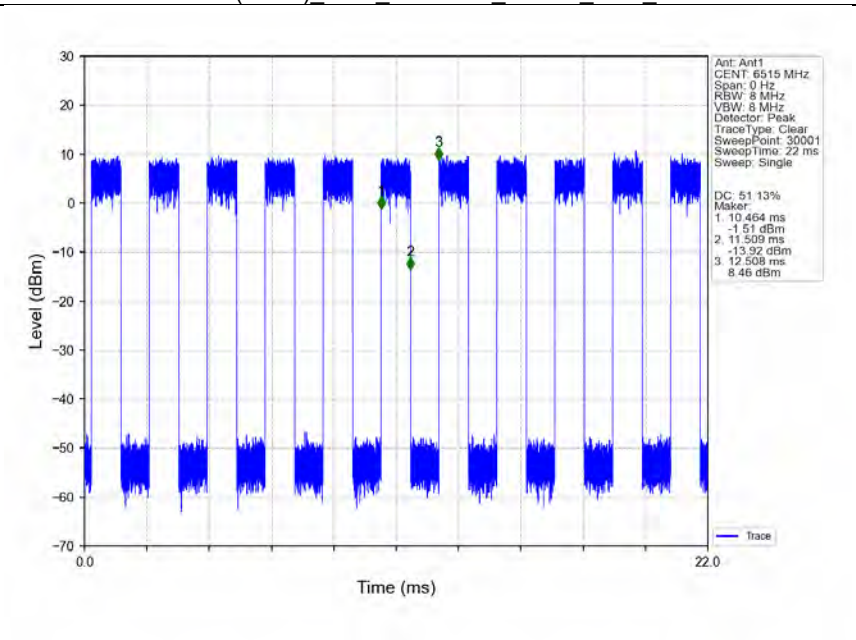

1.2.3 Ant1

802.11a_LCH_6535MHz_Ant1_NTNV

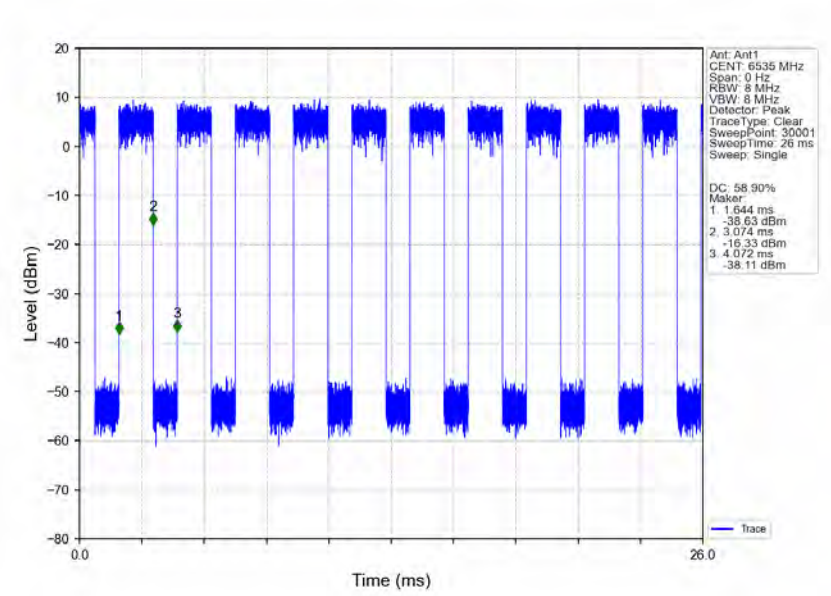

802.11a_MCH_6695MHz_Ant1_NTNV

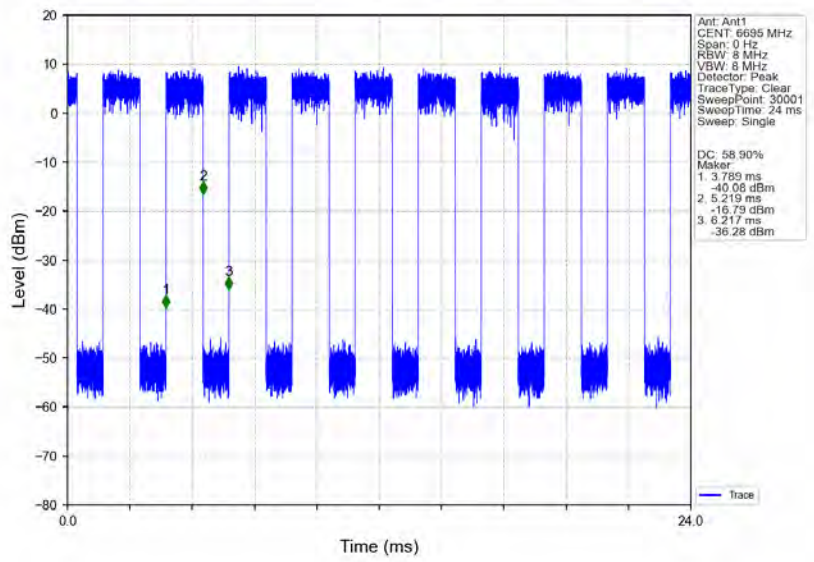
Ant: Ant1
CENT: 6695 MHz
Span: 0 Hz
RBW: 8 MHz
VBW: 8 MHz
Detector: Peak
TraceType: Clear
SweepPoint: 30001
SweepTime: 24 ms
Sweep: Single
DC: 58.90%
Maker
1. 3.789 ms
-40.08 dBm
2. 5.219 ms
-16.79 dBm
3. 6.217 ms
-36.28 dBm
Level (dBm)
Time (ms)
Trace
20
10
0
-10
-20
-30
-40
-50
-60
-70
-80
0.0
24.0