FCC RF TEST REPORT

Applicant:	Juniper Systems, Inc.
Address:	1132 W 1700 N Logan, UT 84321 USA

Manufacturer or Supplier:	Juniper Systems, Inc.
Address:	1132 W 1700 N Logan, UT 84321 USA
Product:	Archer4
Brand Name:	Juniper Systems
Model Name:	AR4
FCC ID:	VSFAR4
Date of tests:	Jan. 05, 2024 ~ May. 24, 2024

The tests have been carried out according to the requirements of the following standard:

☒ **FCC PART 22, Subpart H** ☒ **FCC PART 24, Subpart E** ☒ **FCC Part 27, Subpart C, M** ☒ **ANSI/TIA/EIA-603-D**
☒ **FCC Part 2** ☒ **ANSI/TIA/EIA-603-E** ☒ **ANSI C63.26-2015**

CONCLUSION: The submitted sample was found to COMPLY with the test requirement

Prepared by Simon Wang Engineer / Mobile Department	Approved by Luke Lu Manager / Mobile Department
Simon Wang Date: May. 24, 2024	Luke Lu Date: May. 24, 2024

This report is governed by, and incorporates by reference, the Conditions of Testing as posted at the date of issuance of this report at http://www.bureauveritas.com/home/about-us/our-business/cps/about-us/terms-conditions/ and is intended for your exclusive use. Any copying or replication of this report to or for any other person or entity, or use of our name or trademark, is permitted only with our prior written permission. This report sets forth our findings solely with respect to the test samples identified herein. The results set forth in this report are not indicative or representative of the quality or characteristics of the lot from which a test sample was taken or any similar or identical product unless specifically and expressly noted. Our report includes all of the tests requested by you and the results thereof based upon the information that you provided to us. Measurement uncertainty is only provided upon request for accredited tests. Statements of conformity are based on simple acceptance criteria without taking measurement uncertainty into account, unless otherwise requested in writing. You have 60 days from date of issuance of this report to notify us of any material error or omission caused by our negligence or if you require measurement uncertainty; provided, however, that such notice shall be in writing and shall specifically address the issue you wish to raise. A failure to raise such issue within the prescribed time shall constitute your unqualified acceptance of the completeness of this report, the tests conducted and the correctness of the report contents.

TABLE OF CONTENTS

RELEASE CONTROL RECORD **4**

1 SUMMARY OF TEST RESULTS **5**

1.1 MEASREMENT UNCERTAINTY 7
1.2 TEST SITE AND INSTRUMENTS 8

2 GENERAL INFORMATION **10**

2.1 GENERAL DESCRIPTION OF EUT 10
2.2 CONFIGURATION OF SYSTEM UNDER TEST 32
2.3 DESCRIPTION OF SUPPORT UNITS 33
2.4 TEST ITEM AND TEST CONFIGURATION 33
2.5 GENERAL DESCRIPTION OF APPLIED STANDARDS 49

3 TEST TYPES AND RESULTS **50**

3.1 OUTPUT POWER MEASUREMENT 50
3.1.1 LIMITS OF OUTPUT POWER MEASUREMENT 50
3.1.2 TEST PROCEDURES 51
3.1.3 TEST SETUP 52
3.1.4 TEST RESULTS 53
3.2 FREQUENCY STABILITY MEASUREMENT 130
3.2.1 LIMITS OF FREQUENCY STABILIITY MEASUREMENT 130
3.2.2 TEST PROCEDURE 130
3.2.3 TEST SETUP 130
3.2.4 TEST RESULTS 131
3.3 OCCUPIED BANDWIDTH MEASUREMENT 132
3.3.1 LIMITS OF OCCUPIED BANDWIDTH MEASUREMENT 132
3.3.2 TEST SETUP 132
3.3.3 TEST PROCEDURES 132
3.3.4 TEST RESULTS 133
3.4 BAND EDGE MEASUREMENT 134
3.4.1 LIMITS OF BAND EDGE MEASUREMENT 134
3.4.2 TEST SETUP 135
3.4.3 TEST PROCEDURES 136
3.4.4 TEST RESULTS 137
3.5 CONDUCTED SPURIOUS EMISSIONS 138
3.5.1 LIMITS OF CONDUCTED SPURIOUS EMISSIONS MEASUREMENT 138
3.5.2 TEST PROCEDURE 138
3.5.3 TEST SETUP 138
3.5.4 TEST RESULTS 139
3.6 RADIATED EMISSION MEASUREMENT 140
3.6.1 LIMITS OF RADIATED EMISSION MEASUREMENT 140
3.6.2 TEST PROCEDURES 140
3.6.3 DEVIATION FROM TEST STANDARD 140
3.6.4 TEST SETUP 141
3.6.5 TEST RESULTS 143
3.7 PEAK TO AVERAGE RATIO 321
3.7.1 LIMITS OF PEAK TO AVERAGE RATIO MEASUREMENT 321
3.7.2 TEST SETUP 321
3.7.3 TEST PROCEDURES 321
3.7.4 TEST RESULTS 322

4 INFORMATION ON THE TESTING LABORATORIES 323

5 MODIFICATIONS RECORDERS FOR ENGINEERING CHANGES TO THE EUT BY THE LAB. 324

RELEASE CONTROL RECORD

ISSUE NO.	REASON FOR CHANGE	DATE ISSUED
W7L-231218W001RF11	Original release	May. 24, 2024

1 SUMMARY OF TEST RESULTS

The EUT has been tested according to the following specifications:

APPLIED STANDARD: FCC PART 22/24/27 & PART 2			
STANDARD SECTION	**TEST TYPE AND LIMIT**	**RESULT**	**TEST LAB***
§2.1046	Conducted Output Power	Compliance	A
§24.232(c) §27.50(h)(2) §27.50(d)(4) §27.50(j)(3) §27.50(k)(3)	Equivalent Isotropically Radiated Power (5G NR n2,n25,n41,n66, n77,n78)	Compliance	A
§22.913 (a) §27.50(c)(10)	Equivalent Radiated Power (5G NR n5,n71)	Compliance	A
§2.1055 §22.355 §24.235 §27.54	Frequency Stability	Compliance	A
§2.1049	Occupied Bandwidth	Compliance	A
§2.1051 §22.917(a) §24.238(a) §27.53(g) §27.53(h) §27.53(l)(2) §27.53(m)(4)(6) §27.53(n)(2)	Band Edge Measurements	Compliance	A
§2.1051 §22.917(a) §24.238(a) §27.53(g) §27.53(h)	Conducted Spurious Emissions	Compliance	A

§27.53(l)(2) §27.53(m)(4)(6) §27.53(n)(2)			
§2.1051 §22.917(a) §24.238(a) §27.53(g) §27.53(h) §27.53(l)(2) §27.53(m)(4)(6) §27.53(n)(2)	Radiated Spurious Emissions	Compliance	A
§22.913(d) §24.232(d) §27.50(d)(5) §27.50(j)(4) §27.50(k)(4)	Peak-to-Average Ratio	Compliance	A

***Test Lab Information Reference**

Lab A:

BV 7Layers Communications Technology (Shenzhen) Co., Ltd

Lab Address:

Room B37, Warehouse A5, No.3 Chiwan 4th Road, Zhaoshang Street, Nanshan District Shenzhen, Guangdong, People's Republic of China

Accredited Test Lab Cert 3939.01

FCC Site Registration No. : 525120; Designation No. : CN1171.

1.1 MEASREMENT UNCERTAINTY

Where relevant, the following measurement uncertainty levels have been estimated for tests performed on the EUT as specified in CISPR 16-4-2:

MEASUREMENT	UNCERTAINTY
Frequency Stability	±76.97Hz
Radiated emissions (9KHz~30MHz)	±2.68dB
Radiated emissions & Radiated Power (30MHz~1GHz)	±4.98dB
Radiated emissions & Radiated Power (1GHz ~6GHz)	±4.70dB
Radiated emissions (6GHz ~18GHz)	±4.60dB
Radiated emissions (18GHz ~40GHz)	±4.12dB
Conducted emissions	±4.01dB
Occupied Channel Bandwidth	±43.58KHz
Conducted Output power	±2.06dB
Band Edge Measurements	±4.70dB

This uncertainty represents an expanded uncertainty expressed at approximately the 95% confidence level using a coverage factor of k=2.

1.2 TEST SITE AND INSTRUMENTS

Equipment	Manufacturer	Model No.	Serial No.	Last Cal.	Next Cal.
MXE EMI Receiver	KEYSIGHT	N9038A-544	MY54450026	Feb. 18,23	Feb. 17,24
MXE EMI Receiver	KEYSIGHT	N9038A-544	MY54450026	Feb. 17,24	Feb. 16,25
EXA Signal Analyzer	KEYSIGHT	N9010A-544	MY54510355	May.15,23	May.14,24
EXA Signal Analyzer	KEYSIGHT	N9010A-544	MY54510355	May.14,24	May.13,25
Loop Antenna	Schwarzbeck	FMZB 1519B	00173	Sep.04,23	Sep.03,24
Bilog Antenna	ETS-LINDGREN	3143B	00161965	Mar. 06,23	Mar. 05,24
Bilog Antenna	ETS-LINDGREN	3143B	00161965	Mar. 05,24	Mar. 04,25
Horn Antenna	ETS-LINDGREN	3117	00168692	Mar. 06,23	Mar. 05,24
Horn Antenna	ETS-LINDGREN	3117	00168692	Mar. 05,24	Mar. 04,25
Horn Antenna (18GHz-40GHz)	N/A	QWH-SL-18-40-K-SG/QMS-00361	15433	Aug. 24, 23	Aug. 23, 24
Radio Communication Analyzer	ANRITSU	MT8820C	6201465426	Feb. 15,23	Feb. 14,24
Radio Communication Analyzer	ANRITSU	MT8820C	6201465426	Feb. 14,24	Feb. 13,25
Signal Pre-Amplifier	EMSI	EMC 9135	980249	May.12,23	May.11,24
Signal Pre-Amplifier	EMSI	EMC 9135	980249	May.11,24	May.10,25
Signal Pre-Amplifier	EMSI	EMC 012645B	980257	May.12,23	May.11,24
Signal Pre-Amplifier	EMSI	EMC 012645B	980257	May.11,24	May.10,25
Signal Pre-Amplifier	EMSI	EMC 184045B	980259	Feb. 21,23	Feb.20,24
Signal Pre-Amplifier	EMSI	EMC 184045B	980259	Feb.20,24	Feb.19,25
3m Semi-anechoic Chamber	ETS-LINDGREN	9m*6m*6m	Euroshieldpn-CT0001143-1216	May. 19,20	May. 18,23
3m Semi-anechoic Chamber	ETS-LINDGREN	9m*6m*6m	Euroshieldpn-CT0001143-1216	May. 18,23	May. 17,26
Test Software	E3	V 9.160323	N/A	N/A	N/A
Test Software	JS1120	3.1.36	N/A	N/A	N/A
10dB Attenuator	JFW/USA	50HF-010-SMA	1505	May. 07,23	May. 06,24
10dB Attenuator	JFW/USA	50HF-010-SMA	1505	May. 06,24	May. 05,25
Power Meter	Anritsu	ML2495A	1506002	Feb. 22,23	Feb. 21,24
May. 06,24	May. 06,24	May. 06,24	May. 06,24	Feb. 21,24	Feb. 20,25
Power Sensor	Anritsu	MA2411B	1339352	May. 07,23	May. 06,24
Power Sensor	Anritsu	MA2411B	1339352	May. 06,24	May. 05,25
Temperature Chamber	ESPEC	SH-242	93000855	May. 12,23	May. 11,24
Temperature Chamber	ESPEC	SH-242	93000855	May. 11,24	May. 10,25
MXG Analog Microvave Signal Generator	KEYSIGHT	N5183A	MY50143024	Feb. 18,23	Feb. 17,24
MXG Analog Microvave Signal Generator	KEYSIGHT	N5183A	MY50143024	Feb. 17,24	Feb. 16,25

Base station R&S CMW500	Rohde&Schwarz	CMW500	153085	May. 12,23	May. 11,24
Base station R&S CMW500	Rohde&Schwarz	CMW500	153085	May. 11,24	May. 10,25
Radio Communication Analyzer	Starpoint	SP9500-CTS	20460	Oct. 13,23	Oct. 12,24

NOTE: 1. The calibration interval of the above test instruments is 12 months or 36 months and the calibrations are traceable to CEPREI/CHINA, GRGT/CHINA and NIM/CHINA.

2. The test was performed in 3m Semi-anechoic Chamber and RF Oven Room.

3. The horn antenna is used only for the measurement of emission frequency above 1GHz if tested.

4. The FCC Site Registration No. is 525120; The Designation No. is CN1171.

2 GENERAL INFORMATION

2.1 GENERAL DESCRIPTION OF EUT

PRODUCT	Archer4	
BRAND NAME	Juniper Systems	
MODEL NAME	AR4	
NOMINAL VOLTAGE	12Vdc(adapter or host equipment) 3.8Vdc (Li-ion, battery)	
MODULATION TECHNOLOGY	**5G NR**	DFT-s-OFDM(Pi/2BPSK,QPSK,16QAM,64QAM,256QAM); CP-OFDM(QPSK,16QAM,64QAM,256QAM);
LTE ANCHOR BAND FOR NR BAND	**NR Band n2**	LTE Band 5/12/13/14/30/66/71
	NR Band n5	LTE Band 2/30/66
	NR Band n41	LTE Band 66
	NR Band n66	LTE Band 2/5/12/13/14/30/66/71
	NR Band n71	LTE Band 2/66
	NR Band n77	LTE Band 2/5/13/14/66
FREQUENCY RANGE	**NR Band n2**	1852.5MHz ~ 1907.5MHz
	NR Band n5	826.5MHz ~ 846.5MHz
	NR Band n25	1852.5MHz ~ 1912.5MHz
	NR Band n41	2506.02MHz ~ 2679.99MHz
	NR Band n66	1712.5MHz ~ 1777.5MHz
	NR Band n71	665.5MHz ~ 695.5MHz
	NR Band n77(Part27Q)	3460.02MHz ~ 3540MHz
	NR Band n77(Part27O)	3710.01MHz ~ 3969.99MHz
	NR Band n78(Part27Q)	3460.02MHz ~ 3540MHz
EMISSION DESIGNATOR	**NR Band n5** **Channel Bandwidth: 5MHz**	DFT-PI2BPSK 4M48G7D DFT-QPSK 4M46G7D DFT-16QAM 4M46W7D DFT-64QAM 4M47W7D DFT-256QAM 4M48W7D

	NR Band n5 **Channel Bandwidth: 10MHz**	DFT-PI2BPSK 8M91G7D DFT-QPSK 8M92G7D DFT-16QAM 8M91W7D DFT-64QAM 8M91W7D DFT-256QAM 8M90W7D
	NR Band n5 **Channel Bandwidth: 15MHz**	DFT-PI2BPSK 13M4G7D DFT-QPSK 13M4G7D DFT-16QAM 13M4W7D DFT-64QAM 13M4W7D DFT-256QAM 13M4W7D
	NR Band n5 **Channel Bandwidth: 20MHz**	DFT-PI2BPSK 17M9G7D DFT-QPSK 17M9G7D DFT-16QAM 17M9W7D DFT-64QAM 17M9W7D DFT-256QAM 17M9W7D
	NR Band n25 **Channel Bandwidth: 5MHz**	DFT-PI2BPSK 4M48G7D DFT-QPSK 4M46G7D DFT-16QAM 4M47W7D DFT-64QAM 4M47W7D DFT-256QAM 4M47W7D
	NR Band n25 **Channel Bandwidth: 10MHz**	DFT-PI2BPSK 8M92G7D DFT-QPSK 8M91G7D DFT-16QAM 8M93W7D DFT-64QAM 8M92W7D DFT-256QAM 8M93W7D
	NR Band n25 **Channel Bandwidth: 15MHz**	DFT-PI2BPSK 13M4G7D DFT-QPSK 13M4G7D DFT-16QAM 13M4W7D DFT-64QAM 13M4W7D DFT-256QAM 13M4W7D
	NR Band n25 **Channel Bandwidth: 20MHz**	DFT-PI2BPSK 17M9G7D DFT-QPSK 17M9G7D DFT-16QAM 17M9W7D DFT-64QAM 17M9W7D DFT-256QAM 17M9W7D

EMISSION DESIGNATOR	NR Band n41 Channel Bandwidth: 20MHz	DFT-PI2BPSK 17M8G7D DFT-QPSK 17M9G7D DFT-16QAM 17M9W7D DFT-64QAM 17M8W7D DFT-256QAM 17M8W7D
	NR Band n41 Channel Bandwidth: 30MHz	DFT-PI2BPSK 26M8G7D DFT-QPSK 26M8G7D DFT-16QAM 26M8W7D DFT-64QAM 26M8W7D DFT-256QAM 26M8W7D
	NR Band n41 Channel Bandwidth: 40MHz	DFT-PI2BPSK 35M7G7D DFT-QPSK 35M8G7D DFT-16QAM 35M9W7D DFT-64QAM 35M8W7D DFT-256QAM 35M8W7D
	NR Band n41 Channel Bandwidth 50MHz	DFT-PI2BPSK 45M7G7D DFT-QPSK 45M7G7D DFT-16QAM 45M7W7D DFT-64QAM 45M7W7D DFT-256QAM 45M7W7D
	NR Band n41 Channel Bandwidth 60MHz	DFT-PI2BPSK 57M8G7D DFT-QPSK 57M9G7D DFT-16QAM 57M8W7D DFT-64QAM 57M8W7D DFT-256QAM 57M8W7D
	NR Band n41 Channel Bandwidth 70MHz	DFT-PI2BPSK 64M1G7D DFT-QPSK 64M3G7D DFT-16QAM 64M2W7D DFT-64QAM 64M2W7D DFT-256QAM 64M2W7D
	NR Band n41 Channel Bandwidth 80MHz	DFT-PI2BPSK 77M1G7D DFT-QPSK 77M1G7D DFT-16QAM 76M9W7D DFT-64QAM 77M2W7D DFT-256QAM 77M1W7D
	NR Band n41 Channel Bandwidth 90MHz	DFT-PI2BPSK 86M7G7D DFT-QPSK 86M7G7D DFT-16QAM 86M9W7D DFT-64QAM 86M5W7D DFT-256QAM 86M6W7D

	NR Band n41 Channel Bandwidth 100MHz	DFT-PI2BPSK 96M3G7D DFT-QPSK 96M5G7D DFT-16QAM 96M5W7D DFT-64QAM 96M4W7D DFT-256QAM 96M3W7D
	NR Band n66 Channel Bandwidth: 5MHz	DFT-PI2BPSK 4M47G7D DFT-QPSK 4M46G7D DFT-16QAM 4M46W7D DFT-64QAM 4M47W7D DFT-256QAM 4M47W7D
	NR Band n66 Channel Bandwidth: 10MHz	DFT-PI2BPSK 8M92G7D DFT-QPSK 8M91G7D DFT-16QAM 8M92W7D DFT-64QAM 8M92W7D DFT-256QAM 8M92W7D
	NR Band n66 Channel Bandwidth: 15MHz	DFT-PI2BPSK 13M4G7D DFT-QPSK 13M4G7D DFT-16QAM 13M4W7D DFT-64QAM 13M4W7D DFT-256QAM 13M4W7D
	NR Band n66 Channel Bandwidth: 20MHz	DFT-PI2BPSK 17M9G7D DFT-QPSK 17M9G7D DFT-16QAM 17M9W7D DFT-64QAM 17M9W7D DFT-256QAM 17M9W7D
	NR Band n66 Channel Bandwidth: 30MHz	DFT-PI2BPSK 28M5G7D DFT-QPSK 28M6G7D DFT-16QAM 28M6W7D DFT-64QAM 28M6W7D DFT-256QAM 28M6W7D
	NR Band n71 Channel Bandwidth: 5MHz	DFT-PI2BPSK 4M48G7D DFT-QPSK 4M46G7D DFT-16QAM 4M48W7D DFT-64QAM 4M48W7D DFT-256QAM 4M48W7D

	NR Band n71 **Channel Bandwidth: 10MHz**	DFT-PI2BPSK 8M93G7D DFT-QPSK 8M92G7D DFT-16QAM 8M93W7D DFT-64QAM 8M92W7D DFT-256QAM 8M91W7D
	NR Band n71 **Channel Bandwidth: 15MHz**	DFT-PI2BPSK 13M4G7D DFT-QPSK 13M4G7D DFT-16QAM 13M4W7D DFT-64QAM 13M4W7D DFT-256QAM 13M4W7D
	NR Band n71 **Channel Bandwidth: 20MHz**	DFT-PI2BPSK 17M9G7D DFT-QPSK 17M9G7D DFT-16QAM 17M9W7D DFT-64QAM 17M9W7D DFT-256QAM 17M9W7D
	NR Band 78(Part27Q) **Channel Bandwidth: 20MHz**	DFT-PI2BPSK 17M8G7D DFT-QPSK 17M8G7D DFT-16QAM 17M9W7D DFT-64QAM 17M8W7D DFT-256QAM 17M8W7D
	NR Band 78(Part27Q) **Channel Bandwidth: 30MHz**	DFT-PI2BPSK 26M8G7D DFT-QPSK 26M8G7D DFT-16QAM 26M8W7D DFT-64QAM 26M8W7D DFT-256QAM 26M8W7D
	NR Band 78(Part27Q) **Channel Bandwidth: 40MHz**	DFT-PI2BPSK 35M8G7D DFT-QPSK 35M8G7D DFT-16QAM 35M8W7D DFT-64QAM 35M8W7D DFT-256QAM 35M8W7D
	NR Band 78(Part27Q) **Channel Bandwidth: 50MHz**	DFT-PI2BPSK 45M8G7D DFT-QPSK 45M8G7D DFT-16QAM 45M8W7D DFT-64QAM 45M7W7D DFT-256QAM 45M8W7D
	NR Band 78(Part27Q) **Channel Bandwidth: 60MHz**	DFT-PI2BPSK 57M8G7D DFT-QPSK 57M9G7D DFT-16QAM 57M8W7D DFT-64QAM 57M8W7D DFT-256QAM 57M8W7D

	NR Band 78(Part27Q) Channel Bandwidth: 70MHz	DFT-PI2BPSK 64M1G7D DFT-QPSK 64M3G7D DFT-16QAM 64M3W7D DFT-64QAM 64M2W7D DFT-256QAM 64M2W7D
	NR Band 78(Part27Q) Channel Bandwidth: 80MHz	DFT-PI2BPSK 77M1G7D DFT-QPSK 77M1G7D DFT-16QAM 76M9W7D DFT-64QAM 77M2W7D DFT-256QAM 77M1W7D
	NR Band 78(Part27Q) Channel Bandwidth: 90MHz	DFT-PI2BPSK 86M7G7D DFT-QPSK 86M7G7D DFT-16QAM 86M9W7D DFT-64QAM 86M5W7D DFT-256QAM 86M6W7D
	NR Band 78(Part27Q) Channel Bandwidth: 100MHz	DFT-PI2BPSK 96M1G7D DFT-16QAM 96M4W7D DFT-64QAM 96M3W7D DFT-256QAM 96M2W7D DFT-QPSK 96M3G7D

EMISSION DESIGNATOR	NR Band 77(Part27O) Channel Bandwidth: 20MHz	DFT-PI2BPSK 17M8G7D DFT-QPSK 17M9G7D DFT-16QAM 17M9W7D DFT-64QAM 17M8W7D DFT-256QAM 17M8W7D
	NR Band 77(Part27O) Channel Bandwidth: 30MHz	DFT-PI2BPSK 26M8G7D DFT-QPSK 26M8G7D DFT-16QAM 26M8W7D DFT-64QAM 26M8W7D DFT-256QAM 26M8W7D
	NR Band 77(Part27O) Channel Bandwidth: 40MHz	DFT-PI2BPSK 35M8G7D DFT-QPSK 35M8G7D DFT-16QAM 35M9W7D DFT-64QAM 35M8W7D DFT-256QAM 35M8W7D
	NR Band 77(Part27O) Channel Bandwidth: 60MHz	DFT-PI2BPSK 57M9G7D DFT-QPSK 58M0G7D DFT-16QAM 57M8W7D DFT-64QAM 57M9W7D DFT-256QAM 57M9W7D
	NR Band 77(Part27O) Channel Bandwidth: 80MHz	DFT-PI2BPSK 77M2G7D DFT-QPSK 77M1G7D DFT-16QAM 77M0W7D DFT-64QAM 77M2W7D DFT-256QAM 77M1W7D
	NR Band 77(Part27O) Channel Bandwidth: 100MHz	DFT-PI2BPSK 96M2G7D DFT-QPSK 96M3G7D DFT-16QAM 96M4W7D DFT-64QAM 96M3W7D DFT-256QAM 96M3W7D

EMISSION DESIGNATOR (UL_MIMO ANT1)	**NR Band 77(Part27O) Channel Bandwidth: 20MHz**	CP-QPSK	18M2G7D
		CP-16QAM	18M3W7D
		CP-64QAM	18M2W7D
		CP-256QAM	18M2W7D
	NR Band 77(Part27O) Channel Bandwidth: 30MHz	CP-QPSK	27M9G7D
		CP-16QAM	27M8W7D
		CP-64QAM	27M9W7D
		CP-256QAM	27M8W7D
	NR Band 77(Part27O) Channel Bandwidth: 40MHz	CP-QPSK	37M8G7D
		CP-16QAM	37M8W7D
		CP-64QAM	37M7W7D
		CP-256QAM	37M8W7D
	NR Band 77(Part27O) Channel Bandwidth: 60MHz	CP-QPSK	57M8G7D
		CP-16QAM	57M8W7D
		CP-64QAM	57M8W7D
		CP-256QAM	57M7W7D
	NR Band 77(Part27O) Channel Bandwidth: 80MHz	CP-QPSK	77M4G7D
		CP-16QAM	77M3W7D
		CP-64QAM	77M3W7D
		CP-256QAM	77M3W7D
	NR Band 77(Part27O) Channel Bandwidth: 100MHz	CP-QPSK	97M2G7D
		CP-16QAM	97M5W7D
		CP-64QAM	97M4W7D
		CP-256QAM	97M4W7D

EMISSION DESIGNATOR (UL_MIMO ANT 7)	**NR Band 77(Part27O) Channel Bandwidth: 20MHz**	CP-QPSK	18M2G7D
		CP-16QAM	18M3W7D
		CP-64QAM	18M2W7D
		CP-256QAM	18M2W7D
	NR Band 77(Part27O) Channel Bandwidth: 30MHz	CP-QPSK	27M8G7D
		CP-16QAM	27M9W7D
		CP-64QAM	27M9W7D
		CP-256QAM	27M8W7D
	NR Band 77(Part27O) Channel Bandwidth: 40MHz	CP-QPSK	37M8G7D
		CP-16QAM	37M8W7D
		CP-64QAM	37M9W7D
		CP-256QAM	37M8W7D
	NR Band 77(Part27O) Channel Bandwidth: 60MHz	CP-QPSK	57M8G7D
		CP-16QAM	57M8W7D
		CP-64QAM	57M8W7D
		CP-256QAM	57M8W7D
	NR Band 77(Part27O) Channel Bandwidth: 80MHz	CP-QPSK	77M3G7D
		CP-16QAM	77M3W7D
		CP-64QAM	77M3W7D
		CP-256QAM	77M3W7D
	NR Band 77(Part27O) Channel Bandwidth: 100MHz	CP-QPSK	97M3G7D
		CP-16QAM	97M3W7D
		CP-64QAM	97M3W7D
		CP-256QAM	97M3W7D

EMISSION DESIGNATOR (UL_MIMO ANT 1)	NR Band 78(Part27Q) Channel Bandwidth: 20MHz	CP-QPSK	18M2G7D
		CP-16QAM	18M2W7D
		CP-64QAM	18M2W7D
		CP-256QAM	18M2W7D
	NR Band 78(Part27Q) Channel Bandwidth: 30MHz	CP-QPSK	27M9G7D
		CP-16QAM	27M8W7D
		CP-64QAM	27M9W7D
		CP-256QAM	27M8W7D
	NR Band 78(Part27Q) Channel Bandwidth: 40MHz	CP-QPSK	37M9G7D
		CP-16QAM	37M9W7D
		CP-64QAM	37M8W7D
		CP-256QAM	37M9W7D
	NR Band 78(Part27Q) Channel Bandwidth: 50MHz	DFT-PI2BPSK	45M8G7D
		DFT-QPSK	45M8W7D
		DFT-16QAM	45M8W7D
		DFT-64QAM	45M7W7D
		DFT-256QAM	45M8W7D
	NR Band 78(Part27Q) Channel Bandwidth: 60MHz	CP-16QAM	57M8G7D
		CP-64QAM	57M8W7D
		CP-256QAM	57M8W7D
		CP-QPSK	57M8W7D
	NR Band 78(Part27Q) Channel Bandwidth: 70MHz	CP-QPSK	67M4G7D
		CP-16QAM	67M4W7D
		CP-64QAM	67M4W7D
		CP-256QAM	67M3W7D
	NR Band 78(Part27Q) Channel Bandwidth: 80MHz	CP-QPSK	77M4G7D
		CP-16QAM	77M3W7D
		CP-64QAM	77M3W7D
		CP-256QAM	77M3W7D
	NR Band 78(Part27Q) Channel Bandwidth: 90MHz	CP-QPSK	87M2G7D
		CP-16QAM	87M3W7D
		CP-64QAM	87M2W7D
		CP-256QAM	87M2W7D
	NR Band 78(Part27Q) Channel Bandwidth: 100MHz	CP-QPSK	97M2G7D
		CP-16QAM	97M5W7D
		CP-64QAM	97M4W7D
		CP-256QAM	97M4W7D

EMISSION DESIGNATOR (UL_MIMO ANT 7)	NR Band 78(Part27Q) Channel Bandwidth: 20MHz	CP-QPSK	18M2G7D
		CP-16QAM	18M3W7D
		CP-64QAM	18M2W7D
		CP-256QAM	18M2W7D
	NR Band 78(Part27Q) Channel Bandwidth: 30MHz	CP-QPSK	27M8G7D
		CP-16QAM	27M9W7D
		CP-64QAM	27M9W7D
		CP-256QAM	27M8W7D
	NR Band 78(Part27Q) Channel Bandwidth: 40MHz	CP-QPSK	37M8G7D
		CP-16QAM	37M8W7D
		CP-64QAM	37M9W7D
		CP-256QAM	37M8W7D
	NR Band 78(Part27Q) Channel Bandwidth: 50MHz	CP-QPSK	47M4G7D
		CP-16QAM	47M5W7D
		CP-64QAM	47M4W7D
		CP-256QAM	47M4W7D
	NR Band 78(Part27Q) Channel Bandwidth: 60MHz	CP-QPSK	57M8G7D
		CP-16QAM	57M8W7D
		CP-64QAM	57M8W7D
		CP-256QAM	57M8W7D
	NR Band 78(Part27Q) Channel Bandwidth: 70MHz	CP-QPSK	67M4G7D
		CP-16QAM	67M5W7D
		CP-64QAM	67M4W7D
		CP-256QAM	67M5W7D
	NR Band 78(Part27Q) Channel Bandwidth: 80MHz	CP-QPSK	77M3G7D
		CP-16QAM	77M3W7D
		CP-64QAM	77M2W7D
		CP-256QAM	77M2W7D
	NR Band 78(Part27Q) Channel Bandwidth: 90MHz	CP-QPSK	87M3G7D
		CP-16QAM	87M4W7D
		CP-64QAM	87M4W7D
		CP-256QAM	87M5W7D
	NR Band 78(Part27Q) Channel Bandwidth: 100MHz	CP-QPSK	97M2G7D
		CP-16QAM	97M2W7D
		CP-64QAM	97M2W7D
		CP-256QAM	97M2W7D

EMISSION DESIGNATOR (UL_MIMO ANT 0)	NR Band n41 Channel Bandwidth: 20MHz	CP-QPSK 18M2G7D CP-16QAM 18M2W7D CP-64QAM 18M2W7D CP-256QAM 18M2W7D
	NR Band n41 Channel Bandwidth: 30MHz	CP-QPSK 27M8G7D CP-16QAM 27M8W7D CP-64QAM 27M9W7D CP-256QAM 27M8W7D
	NR Band n41 Channel Bandwidth: 40MHz	CP-QPSK 37M8G7D CP-16QAM 37M8W7D CP-64QAM 37M8W7D CP-256QAM 37M8W7D
	NR Band n41 Channel Bandwidth 50MHz	CP-QPSK 47M4G7D CP-16QAM 47M5W7D CP-64QAM 47M5W7D CP-256QAM 47M4W7D
	NR Band n41 Channel Bandwidth 60MHz	CP-QPSK 57M7G7D CP-16QAM 57M7W7D CP-64QAM 57M7W7D CP-256QAM 57M6W7D
	NR Band n41 Channel Bandwidth 70MHz	CP-QPSK 67M3G7D CP-16QAM 67M4W7D CP-64QAM 67M4W7D CP-256QAM 67M3W7D
	NR Band n41 Channel Bandwidth 80MHz	CP-QPSK 77M4G7D CP-16QAM 77M2W7D CP-64QAM 77M2W7D CP-256QAM 77M2W7D
	NR Band n41 Channel Bandwidth 90MHz	CP-QPSK 87M2G7D CP-16QAM 87M3W7D CP-64QAM 87M2W7D CP-256QAM 87M2W7D
	NR Band n41 Channel Bandwidth 100MHz	CP-QPSK 97M2G7D CP-16QAM 97M4W7D CP-64QAM 97M3W7D CP-256QAM 97M4W7D

EMISSION DESIGNATOR (UL_MIMO ANT 2)	NR Band n41 Channel Bandwidth: 20MHz	CP-QPSK	18M2G7D
		CP-16QAM	18M2W7D
		CP-64QAM	18M2W7D
		CP-256QAM	18M2W7D
	NR Band n41 Channel Bandwidth: 30MHz	CP-QPSK	27M8G7D
		CP-16QAM	27M8W7D
		CP-64QAM	27M8W7D
		CP-256QAM	27M8W7D
	NR Band n41 Channel Bandwidth: 40MHz	CP-QPSK	37M7G7D
		CP-16QAM	37M8W7D
		CP-64QAM	37M8W7D
		CP-256QAM	37M8W7D
	NR Band n41 Channel Bandwidth 50MHz	CP-QPSK	47M4G7D
		CP-16QAM	47M5W7D
		CP-64QAM	47M4W7D
		CP-256QAM	47M4W7D
	NR Band n41 Channel Bandwidth 60MHz	CP-QPSK	57M8G7D
		CP-16QAM	57M8W7D
		CP-64QAM	57M7W7D
		CP-256QAM	57M8W7D
	NR Band n41 Channel Bandwidth 70MHz	CP-QPSK	67M4G7D
		CP-16QAM	67M5W7D
		CP-64QAM	67M4W7D
		CP-256QAM	67M5W7D
	NR Band n41 Channel Bandwidth 80MHz	CP-QPSK	77M3G7D
		CP-16QAM	77M3W7D
		CP-64QAM	77M3W7D
		CP-256QAM	77M3W7D
	NR Band n41 Channel Bandwidth 90MHz	CP-QPSK	87M4G7D
		CP-16QAM	87M4W7D
		CP-64QAM	87M4W7D
		CP-256QAM	87M5W7D
	NR Band n41 Channel Bandwidth 100MHz	CP-QPSK	97M4G7D
		CP-16QAM	97M4W7D
		CP-64QAM	97M4W7D
		CP-256QAM	97M3W7D

5G SA MAX. EIRP POWER	NR Band n2 Channel Bandwidth: 5MHz	173.38 mW
	NR Band n2 Channel Bandwidth: 10MHz	171.79 mW
	NR Band n2 Channel Bandwidth: 15MHz	172.98 mW
	NR Band n2 Channel Bandwidth: 20MHz	175.79 mW
	NR Band n5 Channel Bandwidth: 5MHz	73.96 mW
	NR Band n5 Channel Bandwidth: 10MHz	75.68 mW
	NR Band n5 Channel Bandwidth: 15MHz	74.99 mW
	NR Band n5 Channel Bandwidth: 20MHz	76.38 mW
	NR Band n25 Channel Bandwidth: 5MHz	179.89 mW
	NR Band n25 Channel Bandwidth: 10MHz	180.72 mW
	NR Band n25 Channel Bandwidth: 15MHz	180.3 mW
	NR Band n25 Channel Bandwidth: 20MHz	182.81 mW

5G SA MAX. EIRP POWER	NR Band n41 Channel Bandwidth: 20MHz	386.37 mW
	NR Band n41 Channel Bandwidth: 30MHz	394.46 mW
	NR Band n41 Channel Bandwidth: 40MHz	394.46 mW
	NR Band n41 Channel Bandwidth: 50MHz	396.28 mW
	NR Band n41 Channel Bandwidth: 60MHz	393.55 mW
	NR Band n41 Channel Bandwidth: 70MHz	389.05 mW
	NR Band n41 Channel Bandwidth: 80MHz	389.05 mW
	NR Band n41 Channel Bandwidth: 90MHz	392.64 mW
	NR Band n41 Channel Bandwidth: 100MHz	397.19 mW
	NR Band n66 Channel Bandwidth: 5MHz	129.42 mW
	NR Band n66 Channel Bandwidth: 10MHz	130.02 mW
	NR Band n66 Channel Bandwidth: 15MHz	129.72 mW
	NR Band n66 Channel Bandwidth: 20MHz	128.82 mW

5G SA MAX. EIRP POWER	NR Band n66 Channel Bandwidth: 30MHz	130.62 mW
	NR Band n71 Channel Bandwidth: 5MHz	48.53 mW
	NR Band n71 Channel Bandwidth: 10MHz	49.77 mW
	NR Band n71 Channel Bandwidth: 15MHz	49.32 mW
	NR Band n71 Channel Bandwidth: 20MHz	50.12 mW
	NR Band 77(Part27Q) Channel Bandwidth: 20MHz	454.99 mW
	NR Band 77(Part27Q) Channel Bandwidth: 30MHz	457.09 mW
	NR Band 77(Part27Q) Channel Bandwidth: 40MHz	457.09 mW
	NR Band 77(Part27Q) Channel Bandwidth: 60MHz	451.86 mW
	NR Band 77(Part27Q) Channel Bandwidth: 80MHz	457.09 mW
	NR Band 77(Part27Q) Channel Bandwidth: 100MHz	459.2 mW
	NR Band 77(Part27O) Channel Bandwidth: 20MHz	544.5 mW
	NR Band 77(Part27O) Channel Bandwidth: 30MHz	544.5 mW
	NR Band 77(Part27O) Channel Bandwidth: 40MHz	552.08 mW
	NR Band 77(Part27O) Channel Bandwidth: 60MHz	552.08 mW

5G SA MAX. EIRP POWER	NR Band 77(Part27O) Channel Bandwidth: 80MHz	538.27 mW
	NR Band 77(Part27O) Channel Bandwidth: 100MHz	554.63 mW
	NR Band 78(Part27Q) Channel Bandwidth: 20MHz	466.66 mW
	NR Band 78(Part27Q) Channel Bandwidth: 30MHz	465.59 mW
	NR Band 78(Part27Q) Channel Bandwidth: 40MHz	469.89 mW
	NR Band 78(Part27Q) Channel Bandwidth: 50MHz	467.74 mW
	NR Band 78(Part27Q) Channel Bandwidth: 60MHz	469.89 mW
	NR Band 78(Part27Q) Channel Bandwidth: 70MHz	460.26 mW
	NR Band 78(Part27Q) Channel Bandwidth: 80MHz	469.89 mW
	NR Band 78(Part27Q) Channel Bandwidth: 90MHz	458.14 mW
	NR Band 78(Part27Q) Channel Bandwidth: 100MHz	473.15 mW

5G MIMO MAX. EIRP POWER	NR Band n41 Channel Bandwidth: 20MHz	293.76 mW
	NR Band n41 Channel Bandwidth: 30MHz	303.39 mW
	NR Band n41 Channel Bandwidth: 40MHz	305.49 mW
	NR Band n41 Channel Bandwidth: 50MHz	300.61 mW
	NR Band n41 Channel Bandwidth: 60MHz	299.23 mW
	NR Band n41 Channel Bandwidth: 70MHz	298.54 mW
	NR Band n41 Channel Bandwidth: 80MHz	285.1 mW
	NR Band n41 Channel Bandwidth: 90MHz	285.76 mW
	NR Band n41 Channel Bandwidth: 100MHz	311.17 mW
	NR Band 77(Part27Q) Channel Bandwidth: 20MHz	625.17 mW
	NR Band 77(Part27Q) Channel Bandwidth: 30MHz	622.3 mW
	NR Band 77(Part27Q) Channel Bandwidth: 40MHz	629.51 mW
	NR Band 77(Part27Q) Channel Bandwidth: 60MHz	633.87 mW

5G MIMO MAX. EIRP POWER	NR Band 77(Part27Q) Channel Bandwidth: 80MHz	632.41 mW
	NR Band 77(Part27Q) Channel Bandwidth: 100MHz	647.14 mW
	NR Band 77(Part27O) Channel Bandwidth: 20MHz	628.06 mW
	NR Band 77(Part27O) Channel Bandwidth: 30MHz	622.3 mW
	NR Band 77(Part27O) Channel Bandwidth: 40MHz	636.8 mW
	NR Band 77(Part27O) Channel Bandwidth: 60MHz	639.73 mW
	NR Band 77(Part27O) Channel Bandwidth: 80MHz	625.17 mW
	NR Band 77(Part27O) Channel Bandwidth: 100MHz	642.69 mW
	NR Band 78(Part27Q) Channel Bandwidth: 20MHz	632.41 mW
	NR Band 78(Part27Q) Channel Bandwidth: 30MHz	628.06 mW
	NR Band 78(Part27Q) Channel Bandwidth: 40MHz	635.33 mW
	NR Band 78(Part27Q) Channel Bandwidth: 50MHz	629.51 mW
	NR Band 78(Part27Q) Channel Bandwidth: 60MHz	626.61 mW
	NR Band 78(Part27Q) Channel Bandwidth: 70MHz	635.33 mW
	NR Band 78(Part27Q) Channel Bandwidth: 80MHz	626.61 mW
	NR Band 78(Part27Q) Channel Bandwidth: 90MHz	616.6 mW

	NR Band 78(Part27Q) Channel Bandwidth: 100MHz	638.26 mW
ANTENNA GAIN	NR Band n2: ANT0/-0.63, ANT2/-4.92 NR Band n5: ANT0/-2.36, ANT2/-2.4 NR Band n25: ANT0/-0.63, ANT2/-4.92 NR Band n41: ANT0/0.6, ANT2/-5.33 NR Band n66: ANT0/-2.15, ANT2/-6.55 NR Band n71: ANT0/-4.12, ANT2/-4.58 NR Band n77: ANT7/-0.38, ANT1/1.52 NR Band n78: ANT7/-0.38, ANT1/1.52	
ANTENNA TYPE	Fixed Internal Antenna	
HW VERSION	DVT2	
SW VERSION	JH_U_000.00.040.00_USERDEBUG_PCAT	
I/O PORTS	Refer to user's manual	
CABLE SUPPLIED	USB cable: With shielded cable, w/o ferrite core, 1.0 meter	
EXTREME TEMPERATURE	-20-60 ℃	
EXTREME VOLTAGE	3.4V - 4.35V	

NOTE:

1. For a more detailed features description, please refer to the manufacturer's specifications or the user's manual.

2. The EUT incorporates a MIMO function for N41/77/78 and a siso function for N2/5/25/66/71.

MODULATION MODE	TX FUNCTION
N41/77/78	2TX
N2/5/25/66/71	1TX

3. For the test results, the EUT had been tested with all conditions. But only the worst case was shown in test report.
4. Antenna gain and EUT conducted cable loss are provided by the customer, and the laboratory will record the results based on these items that involve these two parameters.
5. Max ERP/EIRP is according to Max conducted power calculate for SA.
6. For MIMO mode, the directional gain was calculated by the following equation of KDB 662911 D01 v02r01:

$$DirectionalGain = 10 \cdot \log\left[\frac{\sum_{j=1}^{N_{SS}}\left\{\sum_{k=1}^{N_{ANT}} g_{j,k}\right\}^2}{N_{ANT}}\right].$$

Where

Each antenna is driven by no more than one spatial stream;

N_{SS} = the number of independent spatial streams of data;

N_{ANT} = the total number of antennas;

$g_{j,k} = 10^{G_K/20}$ if the kth antenna is being fed by spatial stream j, or zero if it is not;

G_k is the gain in dBi of the kth antenna.

The directional gain is calculated as following table:

Band	Ant 0(dBi)	Ant 2(dBi)	Directional Gain(dBi)
N41	0.6	-5.33	1.14
Band	Ant 7(dBi)	Ant 1(dBi)	Directional Gain(dBi)
N77/78	-0.38	1.52	3.63

List of Accessory:

ACCESSORIES	BRAND	MANUFACTURER	MODEL	SPECIFICATION
AC Adapter	Juniper	SHENZHEN MERRYKING ELECTRONICS CO.,LTD.	MK-PQ181EX	I/P: 100-240Vac, 0.5A, O/P: 12.0Vdc, 1.5A
Battery 1	CHOLIPOW	SHENZHEN CHOLIPOWER TECHNOLOGY CO.,LTD	CLP983	Capacity :3.8Vdc, 4500mAh
Battery 2	CHOLIPOW	SHENZHEN CHOLIPOWER TECHNOLOGY CO.,LTD	CLP984	Capacity :3.8Vdc, 8300mAh
Battery 3	GUANGWEI	SHENZHEN GUANGWEI ELECTRONIC TECHNOLOGY CO.,LTD	GW300	Capacity：3.7Vdc, 300mAh
USB Cable	Keli	KELI TECHNOLOGY DEVELOPMENT CO.,LTD	KLC-5243	Signal Line,1.0meter
LCD Panel	KOTL	JIN LONG MACHINERY&ELECTRONICS (Hangzhou) CO., LTD.	304-T0662A-001-A2	6.26inch TFT, 1080(H)*2280(V) resolution

2.2 CONFIGURATION OF SYSTEM UNDER TEST

FOR RADIATION EMISSION TEST

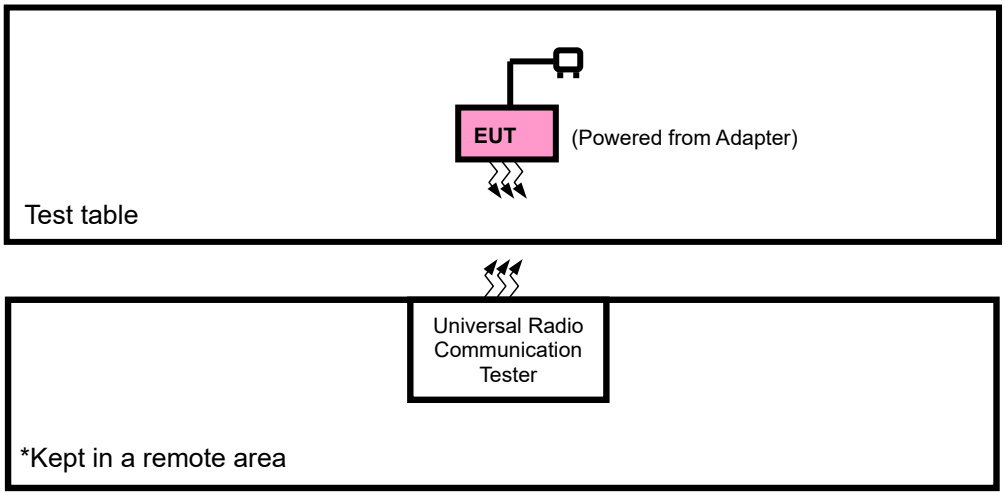

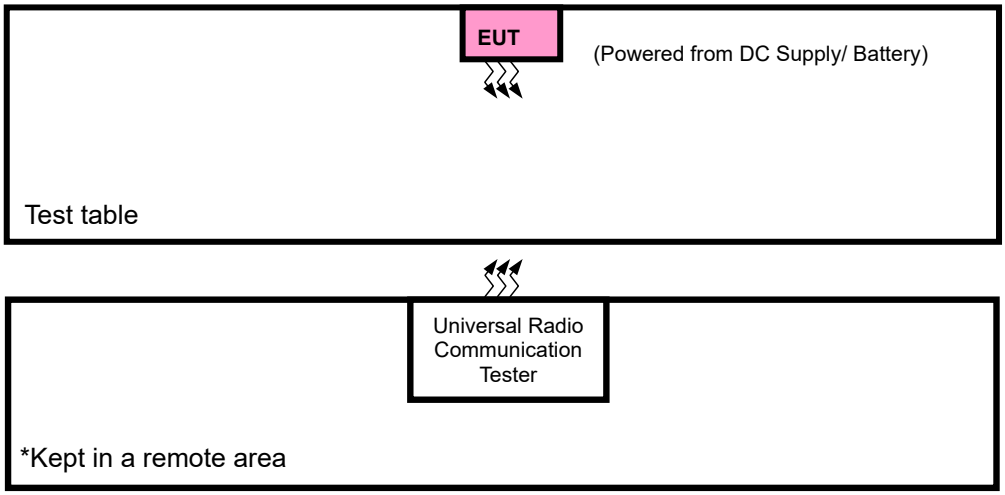

2.3 DESCRIPTION OF SUPPORT UNITS

The EUT has been tested as an independent unit together with other necessary accessories or support units. The following support units or accessories were used to form a representative test configuration during the tests.

NO.	PRODUCT	BRAND	MODEL NO.	SERIAL NO.	FCC ID
1	DC source	LONG WEI	PS-6403D	010934269	N/A

NO.	SIGNAL CABLE DESCRIPTION OF THE ABOVE SUPPORT UNITS
1	DC Line: Unshielded, Detachable 1.8m

2.4 TEST ITEM AND TEST CONFIGURATION

Pre-Scan has been conducted to determine the worst-case mode from all possible combinations between available modulations, data rates, XYZ axis and antenna ports The worst case was found when positioned on Y-plane for EIRP and X-axis for radiated emission. Following channel(s) was (were) selected for the final test as listed below:

EUT CONFIGURE MODE	DESCRIPTION
A	EUT + Adapter + USB Cable with 5G NR link
B	EUT + DC Supply with 5G NR link

5G NR n2 MODE

EUT CONFIGURE MODE	TEST ITEM	AVAILABLE CP-OFDM CHANNEL	AVAILABLE DFT-S-OFDM CHANNEL	TESTED CHANNEL	CHANNEL BANDWIDTH	MODULATION	MODE(DFT-S-OFDM) (INCLUDE CP-OFDM)
A	EIRP	370500 to 381500	370500 to 381500	Low, Middle, High	5MHz	QPSK	1RB/ 0RB Offset
		371000 to 381000	371000 to 381000	Low, Middle, High	10MHz	QPSK	1RB/ 0RB Offset
		371500 to 380500	371500 to 380500	Low, Middle, High	15MHz	QPSK	1RB/ 0RB Offset
		372000 to 380000	372000 to 380000	Low, Middle, High	20MHz	Pi/2BPSK,QPSK,16QAM, 64QAM, 256QAM	1RB/ 0RB Offset

Note: 1.This device was tested under all bandwidths, RB configurations and modulations. The worst case was found in QPSK modulation.

2. The EIRP calculate presented in the report from worst SA n2.

3. SA n2 are covered by SA n25, Because it is a subset of SA n25 with the same output power and supported bandwidths, So the conducted test data and RSE test data please refer to SA n25.

5G NR n5 MODE

EUT CONFIGURE MODE	TEST ITEM	AVAILABLE CP-OFDM CHANNEL	AVAILABLE DFT-S-OFDM CHANNEL	TESTED CHANNEL	CHANNEL BANDWIDTH	MODULATION	MODE(DFT-S-OFDM) (INCLUDE CP-OFDM)
A	ERP	165300 to 169300	165300 to 169300	Low, Middle, High	5MHz	QPSK	1RB/ 0RB Offset
		165800 to 168800	165800 to 168800	Low, Middle, High	10MHz	QPSK	1RB/ 0RB Offset
		166300 to 168300	166300 to 168300	Low, Middle, High	15MHz	QPSK	1RB/ 0RB Offset
		166800 to 167800	166800 to 167800	Low, Middle, High	20MHz	Pi/2BPSK,QPSK,16QAM, 64QAM, 256QAM	1RB/ 0RB Offset
B	FREQUENCY STABILITY	166800 to 167800	166800 to 167800	Low, Middle, High	20MHz	QPSK	Outer_ Full
A	PEAK TO AVERAGE RATIO	166800 to 167800	166800 to 167800	Low, Middle, High	20MHz	QPSK	1RB/ 0RB Offset
							Outer_ Full
A	OCCUPIED BANDWIDTH	165300 to 169300	165300 to 169300	Middle	5MHz	Pi/2BPSK,QPSK,16QAM, 64QAM, 256QAM	Outer_ Full
		165800 to 168800	165800 to 168800	Middle	10MHz	Pi/2BPSK,QPSK,16QAM, 64QAM, 256QAM	Outer_ Full
		166300 to 168300	166300 to 168300	Middle	15MHz	Pi/2BPSK,QPSK,16QAM, 64QAM, 256QAM	Outer_ Full
		166800 to 167800	166800 to 167800	Middle	20MHz	Pi/2BPSK,QPSK,16QAM, 64QAM, 256QAM	Outer_ Full
A	BAND EDGE	165300 to 169300	165300 to 169300	Low	5MHz	QPSK	1RB/ 0RB Offset
							Outer_ Full

				High	5MHz	QPSK	1RB/ 24RB Offset
							Outer_ Full
		165800 to 168800	165800 to 168800	Low	10MHz	QPSK	1RB/ 0RB Offset
							Outer_ Full
				High	10MHz	QPSK	1RB/ 51RB Offset
							Outer_ Full
		166800 to 167800	166800 to 167800	Low	20MHz	QPSK	1RB/ 0RB Offset
							Outer_ Full
				High	20MHz	QPSK	1RB/ 105RB Offset
							Outer_ Full
A	CONDUCTED EMISSION	165300 to 169300	165300 to 169300	Low, Middle, High	5MHz	QPSK	1RB/ 0RB Offset
		165800 to 168800	165800 to 168800	Low, Middle, High	10MHz	QPSK	1RB/ 0RB Offset
		166800 to 167800	166800 to 167800	Low, Middle, High	20MHz	QPSK	1RB/ 0RB Offset
A	RADIATED EMISSION	165300 to 169300	165300 to 169300	Low, Middle, High	5MHz	QPSK	1RB/ 0RB Offset
		165800 to 168800	165800 to 168800	Middle,	10MHz	QPSK	1RB/ 0RB Offset
		166300 to 168300	166300 to 168300	Middle,	15MHz	QPSK	1RB/ 0RB Offset
		166800 to 167800	166800 to 167800	Middle,	20MHz	QPSK	1RB/ 0RB Offset

Note: 1.This device was tested under all bandwidths, RB configurations and modulations. The worst case was found in QPSK modulation.

2. The test data presented in the report from worst SA _n5.

5G NR n25 MODE

EUT CONFIGURE MODE	TEST ITEM	AVAILABLE CP-OFDM CHANNEL	AVAILABLE DFT-S-OFDM CHANNEL	TESTED CHANNEL	CHANNEL BANDWIDTH	MODULATION	MODE(DFT-S-OFDM) (INCLUDE CP-OFDM)
A	EIRP	370500 to 382500	370500 to 382500	Low, Middle, High	5MHz	QPSK	1RB/ 0RB Offset
		371000 to 382000	371000 to 382000	Low, Middle, High	10MHz	QPSK	1RB/ 0RB Offset
		371500 to 381500	371500 to 381500	Low, Middle, High	15MHz	QPSK	1RB/ 0RB Offset
		372000 to 381000	372000 to 381000	Low, Middle, High	20MHz	Pi/2BPSK,QPSK,16QAM, 64QAM, 256QAM	1RB/ 0RB Offset
B	FREQUENCY STABILITY	372000 to 381000	372000 to 381000	Low, Middle, High	20MHz	QPSK	Outer_ Full
A	PEAK TO AVERAGE RATIO	372000 to 381000	372000 to 381000	Low, Middle, High	20MHz	QPSK	1RB/ 0RB Offset
							Outer_ Full
A	OCCUPIED BANDWIDTH	370500 to 382500	370500 to 382500	Middle	5MHz	Pi/2BPSK,QPSK,16QAM, 64QAM, 256QAM	Outer_ Full
		371000 to 382000	371000 to 382000	Middle	10MHz	Pi/2BPSK,QPSK,16QAM, 64QAM, 256QAM	Outer_ Full
		371500 to 381500	371500 to 381500	Middle	15MHz	Pi/2BPSK,QPSK,16QAM, 64QAM, 256QAM	Outer_ Full
		372000 to 381000	372000 to 381000	Middle	20MHz	Pi/2BPSK,QPSK,16QAM, 64QAM, 256QAM	Outer_ Full
A	BAND EDGE	370500 to 382500	370500 to 382500	Low	5MHz	QPSK	1RB/ 0RB Offset
							Outer_ Full
				High	5MHz	QPSK	1RB/ 24 RB Offset
							Outer_ Full
		371000 to 382000	371000 to 382000	Low	10MHz	QPSK	1RB/ 0RB Offset
							Outer_ Full
				High	10MHz	QPSK	1RB/ 51 RB Offset
							Outer_ Full
		372000 to 381000	372000 to 381000	Low	20MHz	QPSK	1RB/ 0RB Offset
							Outer_ Full
				High	20MHz	QPSK	1RB/ 105 RB Offset
							Outer_ Full
A	CONDUCTED EMISSION	370500 to 382500	370500 to 382500	Low, Middle, High	5MHz	QPSK	1RB/ 0RB Offset
		371000 to 382000	371000 to 382000	Low, Middle, High	10MHz	QPSK	1RB/ 0RB Offset
		372000 to 381000	372000 to 381000	Low, Middle, High	20MHz	QPSK	1RB/ 0RB Offset
A	RADIATED EMISSION	370500 to 382500	370500 to 382500	Middle	5MHz	QPSK	1RB/ 0RB Offset

		371000 to 382000	371000 to 382000	Low, Middle, High	10MHz	QPSK	1RB/ 0RB Offset
		371500 to 381500	371500 to 381500	Middle	15MHz	QPSK	1RB/ 0RB Offset
		372000 to 381000	372000 to 381000	Middle	20MHz	QPSK	1RB/ 0RB Offset

Note: 1.This device was tested under all bandwidths, RB configurations and modulations. The worst case was found in QPSK modulation.

2. The test data presented in the report from worst SA_n25

5G NR n41 MODE / 5G NR n41 HPUE MODE

EUT CONFIGURE MODE	TEST ITEM	AVAILABLE CP-OFDM CHANNEL	AVAILABLE DFT-S-OFDM CHANNEL	TESTED CHANNEL	CHANNEL BANDWIDTH	MODULATION	MODE(DFT-S-OFDM) (INCLUDE CP-OFDM)
A	EIRP	501204 to 535998	501204 to 535998	Low, Middle, High	20MHz	QPSK,	1RB/ 0RB Offset
		502200 to 534996	502200 to 534996	Low, Middle, High	30MHz	QPSK	1RB/ 0RB Offset
		503202 to 534000	503202 to 534000	Low, Middle, High	40MHz	QPSK	1RB/ 0RB Offset
		504200 to 532998	504200 to 532998	Low, Middle, High	50MHz	QPSK	1RB/ 0RB Offset
		505200 to 531996	505200 to 531996	Low, Middle, High	60MHz	QPSK	1RB/ 0RB Offset
		507204 to 529998	507204 to 529998	Low, Middle, High	80MHz	QPSK	1RB/ 0RB Offset
		508200 to 528996	508200 to 528996	Low, Middle, High	90MHz	QPSK	1RB/ 0RB Offset
		509202 to 528000	509202 to 528000	Low, Middle, High	100MHz	Pi/2BPSK,QPSK,16QAM, 64QAM, 256QAM	1RB/ 0RB Offset
B	FREQUENCY STABILITY	501204 to 535998	501204 to 535998	Low, Middle, High	20MHz	QPSK	Outer_ Full
A	PEAK TO AVERAGE RATIO	501204 to 535998	501204 to 535998	Low, Middle, High	20MHz	QPSK	1RB/ 0RB Offset
							Outer_ Full
A	OCCUPIED BANDWIDTH	501204 to 535998	501204 to 535998	Middle	20MHz	Pi/2BPSK,QPSK,16QAM, 64QAM, 256QAM	Outer_ Full
		502200 to 534996	502200 to 534996	Middle	30MHz	Pi/2BPSK,QPSK,16QAM, 64QAM, 256QAM	Outer_ Full
		503202 to 534000	503202 to 534000	Middle	40MHz	Pi/2BPSK,QPSK,16QAM, 64QAM, 256QAM	Outer_ Full
		504200 to 532998	504200 to 532998	Middle	50MHz	Pi/2BPSK,QPSK,16QAM, 64QAM, 256QAM	Outer_ Full
		505200 to 531996	505200 to 531996	Middle	60MHz	Pi/2BPSK,QPSK,16QAM, 64QAM, 256QAM	Outer_ Full
		507204 to 529998	507204 to 529998	Middle	80MHz	Pi/2BPSK,QPSK,16QAM, 64QAM, 256QAM	Outer_ Full
		508200 to 528996	508200 to 528996	Middle	90MHz	Pi/2BPSK,QPSK,16QAM, 64QAM, 256QAM	Outer_ Full
		509202 to 528000	509202 to 528000	Middle	100MHz	Pi/2BPSK,QPSK,16QAM, 64QAM, 256QAM	Outer_ Full
A	BAND EDGE	501204 to 535998	501204 to 535998	Low	20MHz	QPSK	1RB/ 0RB Offset
							Outer_ Full
				High	20MHz	QPSK	1RB/ 50RB Offset
							Outer_ Full
		505200 to 531996	505200 to 531996	Low	60MHz	QPSK	1RB/ 0RB Offset

							Outer_ Full
				High	60MHz	QPSK	1RB/ 161RB Offset
							Outer_ Full
		509202 to 528000	509202 to 528000	Low	100MHz	QPSK	1RB/ 0RB Offset
							Outer_ Full
				High	100MHz	QPSK	1RB/ 272RB Offset
							Outer_ Full
A	CONDUCTED EMISSION	501204 to 535998	501204 to 535998	Low, Middle, High	20MHz	QPSK	1RB/ 0RB Offset
		505200 to 531996	505200 to 531996	Low, Middle, High	60MHz	QPSK	1RB/ 0RB Offset
		509202 to 528000	509202 to 528000	Low, Middle, High	100MHz	QPSK	1RB/ 0RB Offset
A	RADIATED EMISSION	501204 to 535998	501204 to 535998	Low, Middle, High	20MHz	QPSK	1RB/ 0RB Offset
		502200 to 534996	502200 to 534996	Low, Middle, High	30MHz	QPSK	1RB/ 0RB Offset
		503202 to 534000	503202 to 534000	Low, Middle, High	40MHz	QPSK	1RB/ 0RB Offset
		504200 to 532998	504200 to 532998	Low, Middle, High	50MHz	QPSK	1RB/ 0RB Offset
		505200 to 531996	505200 to 531996	Low, Middle, High	60MHz	QPSK	1RB/ 0RB Offset
		507204 to 529998	507204 to 529998	Low, Middle, High	80MHz	QPSK	1RB/ 0RB Offset
		508200 to 528996	508200 to 528996	Low, Middle, High	90MHz	QPSK	1RB/ 0RB Offset
		509202 to 528000	509202 to 528000	Low, Middle, High	100MHz	QPSK	1RB/ 0RB Offset

Note: 1. This device was tested under all bandwidths, RB configurations and modulations. The worst case was found in QPSK modulation.

2. The test data presented in the report from worst SA _n41.

3. For UL_mimo tests, Only supported CP modulation, and 10*Log (2)dBm has been added to the test plot.

5G NR n66 MODE

EUT CONFIGURE MODE	TEST ITEM	AVAILABLE CP-OFDM CHANNEL	AVAILABLE DFT-S-OFDM CHANNEL	TESTED CHANNEL	CHANNEL BANDWIDTH	MODULATION	MODE(DFT-S-OFDM) (INCLUDE CP-OFDM)
A	EIRP	342500 to 355500	342500 to 355500	Low, Middle, High	5MHz	QPSK	1RB/ 0RB Offset
		343000 to 355000	343000 to 355000	Low, Middle, High	10MHz	QPSK	1RB/ 0RB Offset
		343500 to 354500	343500 to 354500	Low, Middle, High	15MHz	QPSK	1RB/ 0RB Offset
		344000 to 354000	344000 to 354000	Low, Middle, High	20MHz	QPSK	1RB/ 0RB Offset
		345000 to 353000	345000 to 353000	Low, Middle, High	30MHz	Pi/2BPSK,QPSK,16QAM, 64QAM, 256QAM	1RB/ 0RB Offset
B	FREQUENCY STABILITY	344000 to 354000	344000 to 354000	Low, Middle, High	20MHz	QPSK	Outer_ Full
A	PEAK TO AVERAGE RATIO	346000 to 352000	346000 to 352000	Low, Middle, High	20MHz	QPSK	1RB/ 0RB Offset
							Outer_ Full
A	OCCUPIED BANDWIDTH	342500 to 355500	342500 to 355500	Middle	5MHz	Pi/2BPSK,QPSK,16QAM, 64QAM, 256QAM	Outer_ Full
		343000 to 355000	343000 to 355000	Middle	10MHz	Pi/2BPSK,QPSK,16QAM, 64QAM, 256QAM	Outer_ Full
		343500 to 354500	343500 to 354500	Middle	15MHz	Pi/2BPSK,QPSK,16QAM, 64QAM, 256QAM	Outer_ Full
		344000 to 354000	344000 to 354000	Middle	20MHz	Pi/2BPSK,QPSK,16QAM, 64QAM, 256QAM	Outer_ Full
		345000 to 353000	345000 to 353000	Middle	30MHz	Pi/2BPSK,QPSK,16QAM, 64QAM, 256QAM	Outer_ Full
A	BAND EDGE	342500 to 355500	342500 to 355500	Low	5MHz	QPSK	1RB/ 0RB Offset
							Outer_ Full
				High	5MHz	QPSK	1RB/ 24RB Offset
							Outer_ Full
		343500 to 354500	343500 to 354500	Low	15MHz	QPSK	1RB/ 0RB Offset
							Outer_ Full
				High	15MHz	QPSK	1RB/ 78RB Offset
							Outer_ Full
		345000 to 353000	345000 to 353000	Low	30MHz	QPSK	1RB/ 0RB Offset
							Outer_ Full
				High	30MHz	QPSK	1RB/ 159RB Offset
							Outer_ Full
A	CONDUCTED EMISSION	342500 to 355500	342500 to 355500	Low, Middle, High	5MHz	QPSK	1RB/ 0RB Offset
		343500 to 354500	343500 to 354500	Low, Middle, High	15MHz	QPSK	1RB/ 0RB Offset

		345000 to 353000	345000 to 353000	Low, Middle, High	30MHz	QPSK	1RB/ 0RB Offset
A	RADIATED EMISSION	342500 to 355500	342500 to 355500	Middle	5MHz	QPSK	1RB/ 0RB Offset
		343000 to 355000	343000 to 355000	Middle	10MHz	QPSK	1RB/ 0RB Offset
		343500 to 354500	343500 to 354500	Middle	15MHz	QPSK	1RB/ 0RB Offset
		344000 to 354000	344000 to 354000	Middle	20MHz	QPSK	1RB/ 0RB Offset
		345000 to 353000	345000 to 353000	Low, Middle, High	30MHz	QPSK	1RB/ 0RB Offset

Note: 1.This device was tested under all bandwidths, RB configurations and modulations. The worst case was found in QPSK modulation.

1. The test data presented in the report from worst SA_n66.

5G NR n71 MODE

EUT CONFIGURE MODE	TESWT ITEM	AVAILABLE CP-OFDM CHANNEL	AVAILABLE DFT-S-OFDM CHANNEL	TESTED CHANNEL	CHANNEL BANDWIDTH	MODULATION	MODE(DFT-S-OFDM) (INCLUDE CP-OFDM)
A	ERP	133100 to 139100	133100 to 139100	Low, Middle, High	5MHz	QPSK	1RB/ 0RB Offset
		133600 to 138600	133600 to 138600	Low, Middle, High	10MHz	QPSK	1RB/ 0RB Offset
		134100 to 138100	134100 to 138100	Low, Middle, High	15MHz	QPSK	1RB/ 0RB Offset
		134600 to 137600	134600 to 137600	Low, Middle, High	20MHz	Pi/2BPSK,QPSK,16QAM, 64QAM, 256QAM	1RB/ 0RB Offset
B	FREQUENCY STABILITY	134600 to 137600	134600 to 137600	Middle	20MHz	QPSK	Outer_ Full
A	PEAK TO AVERAGE RATIO	134600 to 137600	134600 to 137600	Low, Middle, High	20MHz	QPSK	1RB/ 0RB Offset
							Outer_ Full
A	OCCUPIED BANDWIDTH	133100 to 139100	133100 to 139100	Middle	5MHz	Pi/2BPSK,QPSK,16QAM, 64QAM, 256QAM	Outer_ Full
		133600 to 138600	133600 to 138600	Middle	10MHz	Pi/2BPSK,QPSK,16QAM, 64QAM, 256QAM	Outer_ Full
		134100 to 138100	134100 to 138100	Middle	15MHz	Pi/2BPSK,QPSK, 16QAM, 64QAM, 256QAM	Outer_ Full
		134600 to 137600	134600 to 137600	Middle	20MHz	Pi/2BPSK,QPSK, 16QAM, 64QAM, 256QAM	Outer_ Full
A	BAND EDGE	133100 to 139100	133100 to 139100	Low	5MHz	QPSK	1RB/ 0RB Offset
							1RB/ 24RB Offset
							Outer_ Full
				High	5MHz	QPSK	1RB/ 0RB Offset
							1RB/ 24RB Offset
							Outer_ Full
		133600 to 138600	133600 to 138600	Low	10MHz	QPSK	1RB/ 0RB Offset
							1RB/ 51RB Offset
							Outer_ Full
				High	10MHz	QPSK	1RB/ 0RB Offset
							1RB/ 51RB Offset
							Outer_ Full

		134600 to 137600	134600 to 137600	Low	20MHz	QPSK	1RB/ 0RB Offset
							1RB/ 99RB Offset
							Outer_ Full
				High	20MHz	QPSK	1RB/ 0RB Offset
							1RB/ 99RB Offset
							Outer_ Full
A	CONDUCTED EMISSION	133100 to 139100	133100 to 139100	Low, Middle, High	5MHz	QPSK	1RB/ 0RB Offset
		133600 to 138600	133600 to 138600	Low, Middle, High	10MHz	QPSK	1RB/ 0RB Offset
		134600 to 137600	134600 to 137600	Low, Middle, High	20MHz	QPSK	1RB/ 0RB Offset
A	RADIATED EMISSION	133100 to 139100	133100 to 139100	Low, Middle, High	5MHz	QPSK	1RB/ 0RB Offset
		133600 to 138600	133600 to 138600	Middle	10MHz	QPSK	1RB/ 0RB Offset
		134100 to 138100	134100 to 138100	Middle	15MHz	QPSK	1RB/ 0RB Offset
		134600 to 137600	134600 to 137600	Middle	20MHz	QPSK	1RB/ 0RB Offset

Note: 1.This device was tested under all bandwidths, RB configurations and modulations. The worst case was found in QPSK modulation.

2. The test data presented in the report from worst SA_n71.

5G NR n77(Part27Q) MODE / 5G NR n77(Part27Q) HPUE MODE

EUT CONFIGURE MODE	TEST ITEM	AVAILABLE CP-OFDM CHANNEL	AVAILABLE DFT-S-OFDM CHANNEL	TESTED CHANNEL	CHANNEL BANDWIDTH	MODULATION	MODE(DFT-S-OFDM) (INCLUDE CP-OFDM)
A	EIRP	630668 to 636000	630668 to 636000	Low, Middle, High	20MHz	QPSK	1RB/ 0RB Offset
		631002 to 635664	631002 to 635664	Low, Middle, High	30MHz	QPSK	1RB/ 0RB Offset
		631334 to 635332	631334 to 635332	Low, Middle, High	40MHz	QPSK	1RB/ 0RB Offset
		631668 to 634998	631668 to 634998	Low, Middle, High	50MHz	QPSK	1RB/ 0RB Offset
		632000 to 634666	632000 to 634666	Low, Middle, High	60MHz	QPSK	1RB/ 0RB Offset
		632668 to 634000	632668 to 634000	Low, Middle, High	80MHz	QPSK	1RB/ 0RB Offset
		633334	633334	Middle	100MHz	Pi/2BPSK,QPSK,16QAM, 64QAM, 256QAM	1RB/ 0RB Offset

Note: 1.This device was tested under all bandwidths, RB configurations and modulations. The worst case was found in QPSK modulation.

2. The EIRP calculate presented in the report from worst SA n77(Part27Q).

3.SA n77(Part27Q) are covered by SA n78(Part27Q), Because it is a subset of SA n78(Part27Q) with the same output power and supported bandwidths, So the conducted test data and RSE test data please refer to SA n78(Part27Q).

4.For UL_mimo tests, Only supported CP modulation, and 10*Log (2)dBm has been added to the test plot.

5G NR n77(Part27O) MODE / 5G NR n77(Part27O) HPUE MODE

EUT CONFIGURE MODE	TEST ITEM	AVAILABLE CP-OFDM CHANNEL	AVAILABLE DFT-S-OFDM CHANNEL	TESTED CHANNEL	CHANNEL BANDWIDTH	MODULATION	MODE(DFT-S-OFDM) (INCLUDE CP-OFDM)
A	EIRP	647334 to 664666	647334 to 664666	Low, Middle, High	20MHz	QPSK	1RB/ 0RB Offset
		647670 to 664332	647670 to 664332	Low, Middle, High	30MHz	QPSK	1RB/ 0RB Offset
		648000 to 664000	648000 to 664000	Low, Middle, High	40MHz	QPSK	1RB/ 0RB Offset
		648336 to 663666	648336 to 663666	Low, Middle, High	50MHz	QPSK	1RB/ 0RB Offset
		648668 to 663332	648668 to 663332	Low, Middle, High	60MHz	QPSK	1RB/ 0RB Offset
		649334 to 662666	649334 to 662666	Low, Middle, High	80MHz	QPSK	1RB/ 0RB Offset
		650000 to 662000	650000 to 662000	Low, Middle, High	100MHz	Pi/2BPSK,QPSK,16QAM, 64QAM, 256QAM	1RB/ 0RB Offset
B	FREQUENCY STABILITY	647334 to 664666	647334 to 664666	Low, Middle, High	20MHz	QPSK	Outer_ Full
A	PEAK TO AVERAGE RATIO	647334 to 664666	647334 to 664666	Low, Middle, High	20MHz	QPSK	1RB/ 0RB Offset
							Outer_ Full
A	OCCUPIED BANDWIDTH	647334 to 664666	647334 to 664666	Middle	20MHz	Pi/2BPSK,QPSK,16QAM, 64QAM, 256QAM	Outer_ Full
		647670 to 664332	647670 to 664332	Middle	30MHz	Pi/2BPSK,QPSK,16QAM, 64QAM, 256QAM	Outer_ Full
		648000 to 664000	648000 to 664000	Middle	40MHz	Pi/2BPSK,QPSK,16QAM, 64QAM, 256QAM	Outer_ Full
		648336 to 663666	648336 to 663666	Middle	50MHz	Pi/2BPSK,QPSK,16QAM, 64QAM, 256QAM	Outer_ Full
		648668 to 663332	648668 to 663332	Middle	60MHz	Pi/2BPSK,QPSK,16QAM, 64QAM, 256QAM	Outer_ Full
		649334 to 662666	649334 to 662666	Middle	80MHz	Pi/2BPSK,QPSK,16QAM, 64QAM, 256QAM	Outer_ Full
		650000 to 662000	650000 to 662000	Low, Middle, High	100MHz	Pi/2BPSK,QPSK,16QAM, 64QAM, 256QAM	Outer_ Full
A	BAND EDGE	647334 to 664666	647334 to 664666	Low	20MHz	QPSK	1RB/ 0RB Offset
							Outer_ Full
				High	20MHz	QPSK	1RB/ 50RB Offset
							Outer_ Full
		648668 to 663332	648668 to 663332	Low	60MHz	QPSK	1RB/ 0RB Offset
							Outer_ Full
				High	60MHz	QPSK	1RB/ 161RB Offset
							Outer_ Full
		650000 to 662000	650000 to 662000	Low	100MHz	QPSK	1RB/ 0RB Offset
							Outer_ Full
				High	100MHz	QPSK	1RB/ 272RB Offset

							Outer_ Full
A	CONDUCTED EMISSION	647334 to 664666	647334 to 664666	Low, Middle, High	20MHz	QPSK	1RB/ 0RB Offset
		648668 to 663332	648668 to 663332	Low, Middle, High	60MHz	QPSK	1RB/ 0RB Offset
		650000 to 662000	650000 to 662000	Low, Middle, High	100MHz	QPSK	1RB/ 0RB Offset
A	RADIATED EMISSION	647334 to 664666	647334 to 664666	Low, Middle, High	20MHz	QPSK	1RB/ 0RB Offset
		647670 to 664332	647670 to 664332	Low, Middle, High	30MHz	QPSK	1RB/ 0RB Offset
		648000 to 664000	648000 to 664000	Low, Middle, High	40MHz	QPSK	1RB/ 0RB Offset
		648336 to 663666	648336 to 663666	Low, Middle, High	50MHz	QPSK	1RB/ 0RB Offset
		648668 to 663332	648668 to 663332	Low, Middle, High	60MHz	QPSK	1RB/ 0RB Offset
		649334 to 662666	649334 to 662666	Low, Middle, High	80MHz	QPSK	1RB/ 0RB Offset
		650000 to 662000	650000 to 662000	Low, Middle, High	100MHz	QPSK	1RB/ 0RB Offset

Note: 1.This device was tested under all bandwidths, RB configurations and modulations. The worst case was found in QPSK modulation.

2. The test data presented in the report from worst SA_n77(Part 27O).

3. For UL_mimo tests, Only supported CP modulation, and 10*Log (2)dBm has been added to the test plot.

5G NR Band n78(Part27Q) / 5G NR Band n78(Part27Q) HPUE

EUT CONFIGURE MODE	TEST ITEM	AVAILABLE CP-OFDM CHANNEL	AVAILABLE DFT-S-OFDM CHANNEL	TESTED CHANNEL	CHANNEL BANDWIDTH	MODULATION	MODE(DFT-S-OFDM) (INCLUDE CP-OFDM)
A	EIRP	630668 to 636000	630668 to 636000	Low, Middle, High	20MHz	QPSK	1RB/ 0RB Offset
		631002 to 635664	631002 to 635664	Low, Middle, High	30MHz	QPSK	1RB/ 0RB Offset
		631334 to 635332	631334 to 635332	Low, Middle, High	40MHz	QPSK	1RB/ 0RB Offset
		631668 to 634998	631668 to 634998	Low, Middle, High	50MHz	QPSK	1RB/ 0RB Offset
		632000 to 634666	632000 to 634666	Low, Middle, High	60MHz	QPSK	1RB/ 0RB Offset
		632668 to 634000	632668 to 634000	Low, Middle, High	80MHz	QPSK	1RB/ 0RB Offset
		633000 to 633666	633000 to 633666	Low, Middle, High	90MHz	QPSK	1RB/ 0RB Offset
		633334	633334	Middle,	100MHz	Pi/2BPSK,QPSK,16QAM, 64QAM, 256QAM	1RB/ 0RB Offset
B	FREQUENCY STABILITY	630668 to 636000	630668 to 636000	Low, Middle, High	20MHz	QPSK	Outer_ Full
A	PEAK TO AVERAGE RATIO	630668 to 636000	630668 to 636000	Low, Middle, High	20MHz	QPSK	1RB/ 0RB Offset
							Outer_ Full
A	OCCUPIED BANDWIDTH	630668 to 636000	630668 to 636000	Low, Middle, High	20MHz	Pi/2BPSK,QPSK,16QAM, 64QAM, 256QAM	Outer_ Full
		631002 to 635664	631002 to 635664	Low, Middle, High	30MHz	Pi/2BPSK,QPSK,16QAM, 64QAM, 256QAM	Outer_ Full
		631334 to 635332	631334 to 635332	Low, Middle, High	40MHz	Pi/2BPSK,QPSK,16QAM, 64QAM, 256QAM	Outer_ Full
		631668 to 634998	631668 to 634998	Low, Middle, High	50MHz	Pi/2BPSK,QPSK,16QAM, 64QAM, 256QAM	Outer_ Full
		632000 to 634666	632000 to 634666	Low, Middle, High	60MHz	Pi/2BPSK,QPSK,16QAM, 64QAM, 256QAM	Outer_ Full
		632668 to 634000	632668 to 634000	Low, Middle, High	80MHz	Pi/2BPSK,QPSK,16QAM, 64QAM, 256QAM	Outer_ Full
		633000 to 633666	633000 to 633666	Low, Middle, High	90MHz	Pi/2BPSK,QPSK,16QAM, 64QAM, 256QAM	Outer_ Full
		633334	633334	Middle	100MHz	Pi/2BPSK,QPSK, 16QAM, 64QAM, 256QAM	Outer_ Full
A	BAND EDGE	630668 to 636000	630668 to 636000	Low	20MHz	QPSK	1RB/ 0RB Offset
							Outer_ Full
				High	20MHz	QPSK	1RB/ 50RB Offset
							Outer_ Full
		632000 to 634666	632000 to 634666	Low	60MHz	QPSK	1RB/ 0RB Offset
							Outer_ Full
				High	60MHz	QPSK	1RB/ 161RB Offset
							Outer_ Full

		633334	633334	Middle	100MHz	QPSK	1RB/ 0RB Offset
							1RB/ 272RB Offset
				Middle	100MHz	QPSK	Outer_ Full
A	CONDUCTED EMISSION	630668 to 636000	630668 to 636000	Low, Middle, High	20MHz	QPSK	1RB/ 0RB Offset
		632000 to 634666	632000 to 634666	Low, Middle, High	60MHz	QPSK	1RB/ 0RB Offset
		633334	633334	Middle	100MHz	QPSK	1RB/ 0RB Offset
A	RADIATED EMISSION	630668 to 636000	630668 to 636000	Low, Middle, High	20MHz	QPSK	1RB/ 0RB Offset
		631002 to 635664	631002 to 635664	Middle	30MHz	QPSK	1RB/ 0RB Offset
		631334 to 635332	631334 to 635332	Middle	40MHz	QPSK	1RB/ 0RB Offset
		631668 to 634998	631668 to 634998	Middle	50MHz	QPSK	1RB/ 0RB Offset
		632000 to 634666	632000 to 634666	Middle	60MHz	QPSK	1RB/ 0RB Offset
		632668 to 634000	632668 to 634000	Middle	80MHz	QPSK	1RB/ 0RB Offset
		633000 to 633666	633000 to 633666	Middle	90MHz	QPSK	1RB/ 0RB Offset
		633334	633334	Middle	100MHz	QPSK	1RB/ 0RB Offset

Note: 1. This device was tested under all bandwidths, RB configurations and modulations. The worst case was found in QPSK modulation.

2. The test data presented in the report from worst SA_n78(Part27Q).

3. For UL_mimo tests, Only supported CP modulation, and 10*Log (2)dBm has been added to the test plot.

TEST CONDITION:

TEST ITEM	ENVIRONMENTAL CONDITIONS	INPUT POWER	TESTED BY
ERP&EIRP	23deg. C, 70%RH	DC 12V By Adapter	Jace Hu
FREQUENCY STABILITY	23deg. C, 70%RH	DC 3.4V/3.8V/4.35V By DC Supply	James Fu
OCCUPIED BANDWIDTH	23deg. C, 70%RH	DC 12V By Adapter	James Fu
BAND EDGE	23deg. C, 70%RH	DC 12V By Adapter	James Fu
CONDUCTED EMISSION	23deg. C, 70%RH	DC 12V By Adapter	James Fu
RADIATED EMISSION	23deg. C, 70%RH	DC 12V By Adapter	Jace Hu
PEAK TO AVERAGE RATIO	23deg. C, 70%RH	DC 12V By Adapter	James Fu

2.5 GENERAL DESCRIPTION OF APPLIED STANDARDS

The EUT is a RF product. According to the specifications of the manufacturer, it must comply with the requirements of the following standards:

FCC 47 CFR Part 2

FCC 47 CFR Part 22/24/27

KDB 971168 D01 Power Meas License Digital Systems v03r01

ANSI/TIA/EIA-603-D

ANSI/TIA/EIA-603-E

ANSI C63.26-2015

NOTE: All test items have been performed and recorded as per the above standards.

3 TEST TYPES AND RESULTS

3.1 OUTPUT POWER MEASUREMENT

3.1.1 LIMITS OF OUTPUT POWER MEASUREMENT

Mobile / Portable station is limited to 7 watts e.r.p. (n5)

Mobile and portable stations are limited to 2 watts EIRP. (n2/n25)

The radiated peak output power shall be according to the specific rule Part 27.50(h)(2) that “User stations are limited to 2 watts” and 27.50(i) specific that “Peak transmit power must be measure over any interval of continuous transmission using instrumentation calibration in terms of rms-equivalent voltage.(n41)”

Fixed, mobile, and portable (hand-held) stations operating in the 1710-1755 MHz band and mobile and portable stations operating in the 1695-1710 MHz and 1755-1780 MHz bands are limited to 1 watts EIRP(n66)

According to the specific rule 27.50(c)(10) Fixed, mobile, and Portable stations (hand-held devices) transmitting in the 698-746 MHz bands are limited to 3 watts ERP(n71)

According to the specific rule Part 27.50(j)(4) and Part 27.50(k)(3) ,Mobile and portable stations are limited to 1 Watt EIRP. Mobile and portable stations operating in these bands must employ a means for limiting power to the minimum necessary for successful communications.(n77/n78)

3.1.2 TEST PROCEDURES

EIRP / ERP MEASUREMENT:

Per KDB 971168 D01 Power Meas License Digital Systems v03r01 or subclause 5.2.5.5 of ANSI C63.26-2015, the relevant equation for determing the ERP or EIRP from the conducted RF output power measured using the guidance provided above is:

ERP or EIRP = $P_{Meas} + G_T - L_C$

Where:

ERP or EIRP = effective radiated power or equivalent isotropically radiated power, respectively (expressed in the same units as P_{Meas}, typically dBW or dBm);

P_{Meas} = measured transmitter output power or PSD, in dBm or dBW;

G_T = gain of the transmitting antenna, in dBd (ERP) or dBi (EIRP);

L_C = signal attenuation in the connecting cable between the transmitter and antenna, in dB.

CONDUCTED POWER MEASUREMENT:

a. The EUT was set up for the maximum power with LTE link data modulation and link up with simulator.
b. Set the EUT to transmit under low, middle and high channel and record the power level shown on simulator.

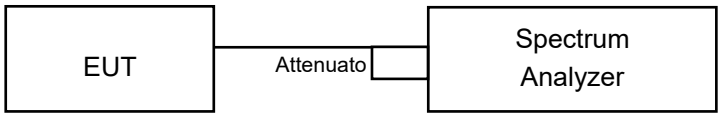

3.1.3 TEST SETUP

CONDUCTED POWER MEASUREMENT:

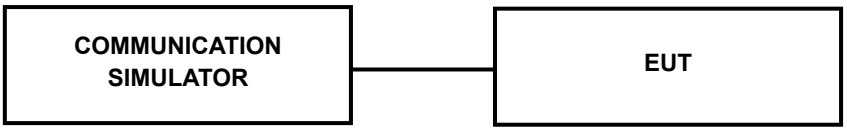

1. Connect the DUT transmitter output to the spectrum analyzer via coaxial cable while ensuring proper impedance matching.
2. Time the analyzer to the nominal center frequency of the emission bandwidth (EBW).
3. Set the span to twice the nominal EBW (span = 2 x EBW).
4. Set the resolution bandwidth (RBW) to approximately 1% of EBW.
5. Set the video bandwidth (VBW) to ≧ 3 x RBW.
6. Select the average power (RMS) display detector.
7. Set the number of measurement points to ≧1001.
8. Use auto-coupled sweep time.
9. Perform measurement over an interval of time when the transmission is continuous and at its maximum power level.
10. Utilize trace averaging over 100 traces in the power averaging mode.
11. Use the Band/Channel Power function to determine the integrated power over the full EBW.
12. Record the band power level.
13. Adjust the recorded level by applying appropriate correction factors for the measurement set-up.
14. Determine the EIRP by adding the effective antenna gain to the adjusted power level.

For the actual test configuration, please refer to the attached file (Test Setup Photo).

3.1.4 TEST RESULTS

CONDUCTED OUTPUT POWER (dBm)

5G SA
ANT 0
N2

BW	MCS Index	RB Size	RB Offset	Low	Mid	High
		Channel		372000	376000	380000
		Frequence (MHz)		1860	1880	1900
20M	DFT-s-OFDM Pi/2 BPSK	1	1	22.89	22.84	22.95
		1	53	22.76	22.70	22.77
		1	104	22.96	22.85	22.96
		50	0	22.98	22.72	22.82
		50	28	22.96	23.03	22.87
		50	56	22.92	22.87	23.00
		100	0	22.99	23.03	22.93
	DFT-s-OFDM QPSK	1	1	23.05	22.99	23.08
		1	53	23.03	22.98	22.95
		1	104	23.06	23.01	22.88
		50	0	22.77	23.06	22.93
		50	28	22.88	23.05	23.07
		50	56	22.99	22.99	23.02
		100	0	22.90	23.00	23.02
	DFT-s-OFDM 16QAM	1	1	22.90	23.06	22.94
	DFT-s-OFDM 64QAM	1	1	21.41	21.55	21.43
	DFT-s-OFDM 256QAM	1	1	19.53	19.33	19.30
BW	MCS Index	Channel		371500	376000	380500
		Frequence (MHz)		1857.5	1880	1902.5
15M	DFT-s-OFDM QPSK	1	1	23.01	22.89	22.93
BW	MCS Index	Channel		371000	376000	381000
		Frequence (MHz)		1855	1880	1905
10M	DFT-s-OFDM QPSK	1	1	22.95	22.98	22.93
BW	MCS Index	Channel		370500	376000	381500
		Frequence (MHz)		1852.5	1880	1907.5
5M	DFT-s-OFDM QPSK	1	1	22.97	22.92	23.02

N5

BW	MCS Index	RB Size	RB Offset	Low	Mid	High
		Channel		166800	167300	167800
		Frequence (MHz)		834	836.5	839
20M	DFT-s-OFDM Pi/2 BPSK	1	1	23.30	23.25	23.18
		1	53	23.05	22.94	22.86
		1	104	22.90	22.69	22.77
		50	0	23.29	23.11	23.07
		50	28	23.16	22.92	23.06
		50	56	23.08	22.84	22.93
		100	0	23.23	23.04	23.08
	DFT-s-OFDM QPSK	1	1	23.34	23.27	23.16
		1	53	23.11	22.99	23.07
		1	104	22.84	22.75	22.72
		50	0	23.33	23.15	23.03
		50	28	23.18	22.99	23.06
		50	56	22.96	22.90	22.91
		100	0	23.13	22.89	22.94
	DFT-s-OFDM 16QAM	1	1	23.31	23.18	23.25
	DFT-s-OFDM 64QAM	1	1	21.74	21.84	21.57
	DFT-s-OFDM 256QAM	1	1	19.81	19.72	19.67
BW	MCS Index	Channel		166300	167300	168300
		Frequence (MHz)		831.5	836.5	841.5
15M	DFT-s-OFDM QPSK	1	1	23.26	23.17	23.06
BW	MCS Index	Channel		165800	167300	168800
		Frequence (MHz)		829	836.5	844
10M	DFT-s-OFDM QPSK	1	1	23.30	23.26	23.06
BW	MCS Index	Channel		165300	167300	169300
		Frequence (MHz)		826.5	836.5	846.5
5M	DFT-s-OFDM QPSK	1	1	23.20	23.15	23.10

N25

BW	MCS Index	RB Size	RB Offset	Low	Mid	High
		Channel		372000	376500	381000
		Frequence (MHz)		1860	1882.5	1905
20M	DFT-s-OFDM Pi/2 BPSK	1	1	23.13	23.19	23.15
		1	53	22.80	22.92	22.95
		1	104	22.73	22.91	22.83
		50	0	22.97	22.85	22.86
		50	28	22.79	22.95	22.95
		50	56	22.87	23.03	22.91
		100	0	22.89	22.98	22.91
	DFT-s-OFDM QPSK	1	1	23.21	23.25	23.23
		1	53	22.99	22.98	22.93
		1	104	22.90	22.98	23.07
		50	0	22.83	22.82	22.74
		50	28	22.79	23.02	22.87
		50	56	22.83	23.16	22.93
		100	0	22.96	23.02	22.94
	DFT-s-OFDM 16QAM	1	1	22.94	23.05	22.98
	DFT-s-OFDM 64QAM	1	1	21.49	21.48	21.43
	DFT-s-OFDM 256QAM	1	1	19.51	19.62	19.60
BW	MCS Index	Channel		371500	376500	381500
		Frequence (MHz)		1857.5	1882.5	1907.5
15M	DFT-s-OFDM QPSK	1	1	23.19	23.15	23.09
BW	MCS Index	Channel		371000	376500	382000
		Frequence (MHz)		1855	1882.5	1910
10M	DFT-s-OFDM QPSK	1	1	23.12	23.20	23.09
BW	MCS Index	Channel		370500	376500	382500
		Frequence (MHz)		1852.5	1882.5	1912.5
5M	DFT-s-OFDM QPSK	1	1	23.08	23.18	23.08

N41

BW	MCS Index	RB Size	RB Offset	Low	Mid	High
		Channel		509202	518598	528000
		Frequence (MHz)		2546.01	2592.99	2640
100M	DFT-s-OFDM Pi/2 BPSK	1	1	22.96	23.19	23.01
		1	137	22.74	23.18	22.92
		1	271	22.76	22.94	22.80
		135	0	22.66	22.84	22.76
		135	69	22.59	22.75	22.72
		135	138	22.56	22.70	22.58
		270	0	22.85	22.79	22.73
	DFT-s-OFDM QPSK	1	1	23.13	23.20	23.09
		1	137	22.77	22.92	22.88
		1	271	22.74	22.83	22.73
		135	0	22.64	22.76	22.75
		135	69	22.52	22.88	22.77
		135	138	22.55	22.66	22.57
		270	0	22.63	22.69	22.50
	DFT-s-OFDM 16QAM	1	1	22.58	23.08	22.91
	DFT-s-OFDM 64QAM	1	1	22.66	23.00	22.86
	DFT-s-OFDM 256QAM	1	1	20.92	21.18	21.01
BW	MCS Index	Channel		508200	518598	528996
		Frequence (MHz)		2541	2592.99	2644.98
90M	DFT-s-OFDM QPSK	1	1	23.04	23.10	23.03
BW	MCS Index	Channel		507204	518598	529998
		Frequence (MHz)		2536.02	2592.99	2649.99
80M	DFT-s-OFDM QPSK	1	1	23.07	23.16	22.97
BW	MCS Index	Channel		505202	518598	531000
		Frequence (MHz)		2531.01	2592.99	2655
70M	DFT-s-OFDM QPSK	1	1	23.03	23.15	23.08
BW	MCS Index	Channel		505200	518598	531996
		Frequence (MHz)		2526	2592.99	2659.98
60M	DFT-s-OFDM QPSK	1	1	23.00	23.07	22.95
BW	MCS Index	Channel		504204	518598	532998
		Frequence (MHz)		2521.02	2592.99	2664.99
50M	DFT-s-OFDM QPSK	1	1	23.00	23.15	22.99
BW	MCS Index	Channel		503202	518598	534000
		Frequence (MHz)		2516.01	2592.99	2670

40M	DFT-s-OFDM QPSK	1	1	23.02	23.09	22.98
BW	**MCS Index**	**Channel**		**502200**	**518598**	**534996**
		Frequence (MHz)		**2511**	**2592.99**	**2674.98**
30M	DFT-s-OFDM QPSK	1	1	23.10	23.14	23.02
BW	**MCS Index**	**Channel**		**501204**	**518598**	**535998**
		Frequence (MHz)		**2506.02**	**2592.99**	**2679.99**
20M	DFT-s-OFDM QPSK	1	1	23.01	23.09	23.07

N41 HPUE

BW	MCS Index	RB Size	RB Offset	Low	Mid	High
		Channel		509202	518598	528000
		Frequence (MHz)		2546.01	2592.99	2640
100M	DFT-s-OFDM Pi/2 BPSK	1	1	25.12	25.11	25.08
		1	137	25.04	25.12	25.17
		1	271	24.97	25.05	24.79
		135	0	24.39	24.45	24.28
		135	69	24.96	24.99	24.85
		135	138	24.17	24.33	24.20
		270	0	24.33	24.40	24.25
	DFT-s-OFDM QPSK	1	1	25.27	25.39	25.33
		1	137	24.88	24.91	24.84
		1	271	25.04	25.11	24.94
		135	0	23.90	23.97	23.82
		135	69	24.84	24.89	24.75
		135	138	23.83	23.84	23.79
		270	0	23.87	24.01	23.87
	DFT-s-OFDM 16QAM	1	1	24.36	24.43	24.35
	DFT-s-OFDM 64QAM	1	1	23.54	23.58	23.46
	DFT-s-OFDM 256QAM	1	1	21.38	21.26	21.43
BW	MCS Index	Channel		508200	518598	528996
		Frequence (MHz)		2541	2592.99	2644.98
90M	DFT-s-OFDM QPSK	1	1	25.12	25.34	25.22
BW	MCS Index	Channel		507204	518598	529998
		Frequence (MHz)		2536.02	2592.99	2649.99
80M	DFT-s-OFDM QPSK	1	1	25.14	25.30	25.27
BW	MCS Index	Channel		505202	518598	531000
		Frequence (MHz)		2531.01	2592.99	2655
70M	DFT-s-OFDM QPSK	1	1	25.18	25.24	25.30
BW	MCS Index	Channel		505200	518598	531996
		Frequence (MHz)		2526	2592.99	2659.98
60M	DFT-s-OFDM QPSK	1	1	25.14	25.35	25.25
BW	MCS Index	Channel		504204	518598	532998
		Frequence (MHz)		2521.02	2592.99	2664.99
50M	DFT-s-OFDM QPSK	1	1	25.24	25.38	25.20
BW	MCS Index	Channel		503202	518598	534000
		Frequence (MHz)		2516.01	2592.99	2670

40M	DFT-s-OFDM QPSK	1	1	25.26	25.36	25.19
BW	**MCS Index**	**Channel**		**502200**	**518598**	**534996**
		Frequence (MHz)		**2511**	**2592.99**	**2674.98**
30M	DFT-s-OFDM QPSK	1	1	25.19	25.36	25.30
BW	**MCS Index**	**Channel**		**501204**	**518598**	**535998**
		Frequence (MHz)		**2506.02**	**2592.99**	**2679.99**
20M	DFT-s-OFDM QPSK	1	1	25.19	25.27	25.19

N66

BW	MCS Index	RB Size	RB Offset	Low	Mid	High
		Channel		345000	349000	353000
		Frequence (MHz)		1725	1745	1765
30M	DFT-s-OFDM Pi/2 BPSK	1	1	23.21	23.24	23.18
		1	80	23.14	23.20	23.09
		1	158	23.05	23.17	23.06
		80	0	23.09	23.18	23.20
		80	40	23.18	23.25	23.04
		80	80	23.23	23.22	23.14
		160	0	23.20	23.30	23.18
	DFT-s-OFDM QPSK	1	1	23.13	23.31	23.27
		1	80	23.05	23.16	23.00
		1	158	23.03	23.18	22.96
		80	0	23.12	23.20	23.14
		80	40	23.08	23.17	23.09
		80	80	23.11	23.19	23.09
		160	0	23.16	23.18	23.13
	DFT-s-OFDM 16QAM	1	1	23.00	23.08	23.10
	DFT-s-OFDM 64QAM	1	1	21.70	21.73	21.76
	DFT-s-OFDM 256QAM	1	1	19.81	19.90	19.91
BW	MCS Index	Channel		344000	349000	354000
		Frequence (MHz)		1720	1745	1770
20M	DFT-s-OFDM QPSK	1	1	23.09	23.24	23.25
BW	MCS Index	Channel		343500	349000	354500
		Frequence (MHz)		1717.5	1745	1772.5
15M	DFT-s-OFDM QPSK	1	1	23.09	23.28	23.26
BW	MCS Index	Channel		343000	349000	355000
		Frequence (MHz)		1715	1745	1775
10M	DFT-s-OFDM QPSK	1	1	23.11	23.29	23.24
BW	MCS Index	Channel		342500	349000	355500
		Frequence (MHz)		1712.5	1745	1777.5
5M	DFT-s-OFDM QPSK	1	1	23.12	23.27	23.18

N71

BW	MCS Index	RB Size	RB Offset	Low	Mid	High
		Channel		134600	136100	137600
		Frequence (MHz)		673	680.5	688
20M	DFT-s-OFDM Pi/2 BPSK	1	1	23.13	22.95	22.99
		1	53	22.96	22.81	22.87
		1	104	23.14	22.98	22.85
		50	0	22.94	22.95	22.87
		50	28	22.96	22.87	22.66
		50	56	22.97	22.83	22.72
		100	0	22.86	22.77	22.70
	DFT-s-OFDM QPSK	1	1	23.27	23.19	23.14
		1	53	23.07	22.89	22.84
		1	104	23.13	22.75	22.74
		50	0	22.98	22.92	22.81
		50	28	23.08	22.93	22.86
		50	56	23.04	22.78	22.69
		100	0	22.87	22.86	22.66
	DFT-s-OFDM 16QAM	1	1	23.15	23.08	22.85
	DFT-s-OFDM 64QAM	1	1	21.85	21.49	21.53
	DFT-s-OFDM 256QAM	1	1	19.53	19.24	19.29
BW	MCS Index	Channel		134100	136100	138100
		Frequence (MHz)		670.5	680.5	690.5
15M	DFT-s-OFDM QPSK	1	1	23.20	23.14	23.01
BW	MCS Index	Channel		133600	136100	138600
		Frequence (MHz)		668	680.5	693
10M	DFT-s-OFDM QPSK	1	1	23.24	23.11	23.01
BW	MCS Index	Channel		133100	136100	139100
		Frequence (MHz)		665.5	680.5	695.5
5M	DFT-s-OFDM QPSK	1	1	23.12	23.04	23.13

ANT 7
N77

BW	MCS Index	RB Size	RB Offset		Mid	
		Channel			633334	
		Frequence (MHz)			3500.01	
100M	DFT-s-OFDM Pi/2 BPSK	1	1		24.88	
		1	137		24.61	
		1	271		24.84	
		135	0		24.78	
		135	69		24.84	
		135	138		24.90	
		270	0		24.76	
	DFT-s-OFDM QPSK	1	1		24.99	
		1	137		24.97	
		1	271		24.63	
		135	0		24.71	
		135	69		24.68	
		135	138		24.84	
		270	0		24.76	
	DFT-s-OFDM 16QAM	1	1		24.89	
	DFT-s-OFDM 64QAM	1	1		24.41	
	DFT-s-OFDM 256QAM	1	1		23.59	
BW	MCS Index	Channel		632668	633334	634000
		Frequence (MHz)		3490.02	3500.01	3510
80M	DFT-s-OFDM QPSK	1	1	24.85	24.92	24.94
BW	MCS Index	Channel		632000	633334	634666
		Frequence (MHz)		3480	3500.01	3519.99
60M	DFT-s-OFDM QPSK	1	1	24.95	24.91	24.96
BW	MCS Index	Channel		631334	633334	635332
		Frequence (MHz)		3470.01	3500.01	3529.98
40M	DFT-s-OFDM QPSK	1	1	24.87	24.97	24.86
BW	MCS Index	Channel		631000	633334	635666
		Frequence (MHz)		3465	3500.01	3534.99
30M	DFT-s-OFDM QPSK	1	1	24.96	24.86	24.90
BW	MCS Index	Channel		630668	633334	636000
		Frequence (MHz)		3460.02	3500.01	3540

20M	DFT-s-OFDM QPSK	1	1	24.98	24.92	24.85

N77

BW	MCS Index	RB Size	RB Offset	Low	Mid	High
		Channel		650000	656000	662000
		Frequence (MHz)		3750	3840	3930
100M	DFT-s-OFDM Pi/2 BPSK	1	1	24.57	24.61	24.92
		1	137	24.62	24.59	24.96
		1	271	24.39	24.44	24.71
		135	0	24.51	24.58	24.88
		135	69	24.30	24.44	24.68
		135	138	24.24	24.43	24.67
		270	0	24.44	24.51	24.71
	DFT-s-OFDM QPSK	1	1	24.88	24.98	25.30
		1	137	24.59	24.63	24.83
		1	271	24.54	24.64	24.95
		135	0	24.44	24.60	24.88
		135	69	24.36	24.44	24.70
		135	138	24.28	24.35	24.65
		270	0	24.50	24.56	24.78
	DFT-s-OFDM 16QAM	1	1	24.59	24.52	24.87
	DFT-s-OFDM 64QAM	1	1	23.77	23.81	24.07
	DFT-s-OFDM 256QAM	1	1	23.12	23.10	23.29
BW	MCS Index	Channel		649334	656000	662666
		Frequence (MHz)		3740.01	3840	3939.99
80M	DFT-s-OFDM QPSK	1	1	24.83	24.91	25.17
BW	MCS Index	Channel		648668	656000	663332
		Frequence (MHz)		3730.02	3840	3949.98
60M	DFT-s-OFDM QPSK	1	1	24.73	24.88	25.24
BW	MCS Index	Channel		648000	656000	664000
		Frequence (MHz)		3720	3840	3960
40M	DFT-s-OFDM QPSK	1	1	24.81	24.94	25.16
BW	MCS Index	Channel		647668	656000	664332
		Frequence (MHz)		3715.02	3840	3964.98
30M	DFT-s-OFDM QPSK	1	1	24.81	24.85	25.19

BW	MCS Index	Channel		647334	656000	664666
		Frequence (MHz)		3710.01	3840	3969.99
20M	DFT-s-OFDM QPSK	1	1	24.82	24.92	25.23

N77 HPUE

BW	MCS Index	RB Size	RB Offset		Mid	
		Channel			633334	
		Frequence (MHz)			3500.01	
100M	DFT-s-OFDM Pi/2 BPSK	1	1		26.77	
		1	137		26.75	
		1	271		26.67	
		135	0		26.13	
		135	69		26.66	
		135	138		26.19	
		270	0		26.20	
	DFT-s-OFDM QPSK	1	1		27.00	
		1	137		26.80	
		1	271		26.77	
		135	0		25.73	
		135	69		26.63	
		135	138		25.69	
		270	0		25.74	
	DFT-s-OFDM 16QAM	1	1		25.68	
	DFT-s-OFDM 64QAM	1	1		25.03	
	DFT-s-OFDM 256QAM	1	1		23.96	
BW	MCS Index	Channel		632668	633334	634000
		Frequence (MHz)		3490.02	3500.01	3510
80M	DFT-s-OFDM QPSK	1	1	26.89	26.98	26.97
BW	MCS Index	Channel		632000	633334	634666
		Frequence (MHz)		3480	3500.01	3519.99
60M	DFT-s-OFDM QPSK	1	1	26.93	26.87	26.93
BW	MCS Index	Channel		631334	633334	635332
		Frequence (MHz)		3470.01	3500.01	3529.98
40M	DFT-s-OFDM QPSK	1	1	26.86	26.95	26.98
BW	MCS Index	Channel		631000	633334	635666
		Frequence (MHz)		3465	3500.01	3534.99

30M	DFT-s-OFDM QPSK	1	1	26.88	26.96	26.98
BW	**MCS Index**	**Channel**		**630668**	**633334**	**636000**
		Frequence (MHz)		**3460.02**	**3500.01**	**3540**
20M	DFT-s-OFDM QPSK	1	1	26.88	26.96	26.90

N77 HPUE

BW	**MCS Index**	**RB Size**	**RB Offset**	**Low**	**Mid**	**High**
		Channel		**650000**	**656000**	**662000**
		Frequence (MHz)		**3750**	**3840**	**3930**
100M	DFT-s-OFDM Pi/2 BPSK	1	1	27.27	27.52	27.12
		1	137	27.01	27.28	26.71
		1	271	26.77	26.86	26.45
		135	0	26.44	27.27	26.79
		135	69	26.90	27.38	26.86
		135	138	26.21	26.98	26.41
		270	0	26.37	26.96	26.37
	DFT-s-OFDM QPSK	1	1	27.28	27.82	27.43
		1	137	27.00	27.57	27.12
		1	271	26.88	27.12	26.60
		135	0	26.23	27.52	26.99
		135	69	27.10	27.57	27.04
		135	138	26.07	27.13	26.65
		270	0	26.12	27.30	26.81
	DFT-s-OFDM 16QAM	1	1	26.57	27.10	26.62
	DFT-s-OFDM 64QAM	1	1	25.40	26.13	25.62
	DFT-s-OFDM 256QAM	1	1	24.49	24.83	24.36
BW	**MCS Index**	**Channel**		**649334**	**656000**	**662666**
		Frequence (MHz)		**3740.01**	**3840**	**3939.99**
80M	DFT-s-OFDM QPSK	1	1	26.50	27.69	27.39
BW	**MCS Index**	**Channel**		**648668**	**656000**	**663332**
		Frequence (MHz)		**3730.02**	**3840**	**3949.98**
60M	DFT-s-OFDM QPSK	1	1	26.61	27.80	27.31
BW	**MCS Index**	**Channel**		**648000**	**656000**	**664000**
		Frequence (MHz)		**3720**	**3840**	**3960**
40M	DFT-s-OFDM QPSK	1	1	26.58	27.80	27.29

BW	MCS Index	Channel		647668	656000	664332
		Frequence (MHz)		3715.02	3840	3964.98
30M	DFT-s-OFDM QPSK	1	1	26.56	27.74	27.39
BW	MCS Index	Channel		647334	656000	664666
		Frequence (MHz)		3710.01	3840	3969.99
20M	DFT-s-OFDM QPSK	1	1	26.53	27.74	27.41

N78

BW	MCS Index	RB Size	RB Offset		Mid	
		Channel			633334	
		Frequence (MHz)			3500.01	
100M	DFT-s-OFDM Pi/2 BPSK	1	1		24.98	
		1	137		25.08	
		1	271		24.71	
		135	0		24.92	
		135	69		24.79	
		135	138		24.66	
		270	0		24.77	
	DFT-s-OFDM QPSK	1	1		25.19	
		1	137		24.90	
		1	271		24.65	
		135	0		24.90	
		135	69		24.81	
		135	138		24.66	
		270	0		24.80	
	DFT-s-OFDM 16QAM	1	1		25.03	
	DFT-s-OFDM 64QAM	1	1		24.40	
	DFT-s-OFDM 256QAM	1	1		23.18	
BW	MCS Index	Channel		633000	633334	633666
		Frequence (MHz)		3495	3500.01	3504.99
90M	DFT-s-OFDM QPSK	1	1	25.16	25.06	25.14
BW	MCS Index	Channel		632668	633334	634000
		Frequence (MHz)		3490.02	3500.01	3510
80M	DFT-s-OFDM QPSK	1	1	25.05	25.16	25.09
BW	MCS Index	Channel		632334	633334	634332
		Frequence (MHz)		3485.01	3500.01	3514.98

70M	DFT-s-OFDM QPSK	1	1	25.06	25.15	25.07
BW	**MCS Index**	**Channel**		**632000**	**633334**	**634666**
		Frequence (MHz)		**3480**	**3500.01**	**3519.99**
60M	DFT-s-OFDM QPSK	1	1	25.05	25.15	25.12
BW	**MCS Index**	**Channel**		**631668**	**633334**	**635000**
		Frequence (MHz)		**3475.02**	**3500.01**	**3525**
50M	DFT-s-OFDM QPSK	1	1	25.07	25.11	25.10
BW	**MCS Index**	**Channel**		**631334**	**633334**	**635332**
		Frequence (MHz)		**3470.01**	**3500.01**	**3529.98**
40M	DFT-s-OFDM QPSK	1	1	25.05	25.16	25.10
BW	**MCS Index**	**Channel**		**631000**	**633334**	**635666**
		Frequence (MHz)		**3465**	**3500.01**	**3534.99**
30M	DFT-s-OFDM QPSK	1	1	25.18	25.05	25.14
BW	**MCS Index**	**Channel**		**630668**	**633334**	**636000**
		Frequence (MHz)		**3460.02**	**3500.01**	**3540**
20M	DFT-s-OFDM QPSK	1	1	25.16	25.05	25.18

N78 HPUE

BW	MCS Index	RB Size	RB Offset		Mid	
		Channel			633334	
		Frequence (MHz)			3500.01	
100M	DFT-s-OFDM Pi/2 BPSK	1	1		26.57	
		1	137		26.62	
		1	271		26.64	
		135	0		26.27	
		135	69		26.64	
		135	138		25.90	
		270	0		26.20	
	DFT-s-OFDM QPSK	1	1		27.13	
		1	137		26.70	
		1	271		26.72	
		135	0		25.77	
		135	69		26.67	
		135	138		25.47	
		270	0		25.59	
	DFT-s-OFDM 16QAM	1	1		26.00	
	DFT-s-OFDM 64QAM	1	1		25.11	
	DFT-s-OFDM 256QAM	1	1		23.51	
BW	MCS Index	Channel		633000	633334	633666
		Frequence (MHz)		3495	3500.01	3504.99
90M	DFT-s-OFDM QPSK	1	1	26.97	26.97	26.99
BW	MCS Index	Channel		632668	633334	634000
		Frequence (MHz)		3490.02	3500.01	3510
80M	DFT-s-OFDM QPSK	1	1	27.08	27.10	26.99
BW	MCS Index	Channel		632334	633334	634332
		Frequence (MHz)		3485.01	3500.01	3514.98
70M	DFT-s-OFDM QPSK	1	1	26.99	27.01	27.00
BW	MCS Index	Channel		632000	633334	634666
		Frequence (MHz)		3480	3500.01	3519.99
60M	DFT-s-OFDM QPSK	1	1	27.10	27.02	27.00
BW	MCS Index	Channel		631668	633334	635000
		Frequence (MHz)		3475.02	3500.01	3525

50M	DFT-s-OFDM QPSK	1	1	26.99	26.97	27.08
BW	**MCS Index**	**Channel**		**631334**	**633334**	**635332**
		Frequence (MHz)		**3470.01**	**3500.01**	**3529.98**
40M	DFT-s-OFDM QPSK	1	1	27.05	26.96	27.10
BW	**MCS Index**	**Channel**		**631000**	**633334**	**635666**
		Frequence (MHz)		**3465**	**3500.01**	**3534.99**
30M	DFT-s-OFDM QPSK	1	1	27.00	27.06	26.98
BW	**MCS Index**	**Channel**		**630668**	**633334**	**636000**
		Frequence (MHz)		**3460.02**	**3500.01**	**3540**
20M	DFT-s-OFDM QPSK	1	1	27.07	27.01	27.05

5G MIMO
N41

BW	MCS Index	RB Size	RB Offset	Low	Mid	High
		Channel		509202	518598	528000
		Frequence (MHz)		2546.01	2592.99	2640
100M	CP-OFDM QPSK	1	1	22.85	22.91	22.98
		1	137	22.83	22.62	22.74
		1	271	22.57	22.88	22.76
		137	0	21.83	21.62	21.98
		137	68	22.77	22.78	22.91
		137	136	21.57	22.04	21.91
		273	0	21.78	21.82	21.92
	CP-OFDM 16QAM	1	1	22.92	22.65	22.84
	CP-OFDM 64QAM	1	1	21.12	21.14	21.26
	CP-OFDM 256QAM	1	1	18.21	18.03	18.17
BW	MCS Index	Channel		508200	518598	528996
		Frequence (MHz)		2541	2592.99	2644.98
90M	CP-OFDM QPSK	1	1	22.92	22.65	22.79
BW	MCS Index	Channel		507204	518598	529998
		Frequence (MHz)		2536.02	2592.99	2649.99
80M	CP-OFDM QPSK	1	1	22.82	22.77	22.61
BW	MCS Index	Channel		505202	518598	531000
		Frequence (MHz)		2531.01	2592.99	2655
70M	CP-OFDM QPSK	1	1	22.86	22.81	22.76
BW	MCS Index	Channel		505200	518598	531996
		Frequence (MHz)		2526	2592.99	2659.98
60M	CP-OFDM QPSK	1	1	22.75	22.84	22.91
BW	MCS Index	Channel		504204	518598	532998
		Frequence (MHz)		2521.02	2592.99	2664.99
50M	CP-OFDM QPSK	1	1	22.85	22.89	22.93
BW	MCS Index	Channel		503202	518598	534000
		Frequence (MHz)		2516.01	2592.99	2670
40M	CP-OFDM QPSK	1	1	22.86	22.77	22.81
BW	MCS Index	Channel		502200	518598	534996
		Frequence (MHz)		2511	2592.99	2674.98
30M	CP-OFDM QPSK	1	1	22.89	22.81	22.94
BW	MCS	Channel		501204	518598	535998

	Index	Frequence (MHz)		2506.02	2592.99	2679.99
20M	CP-OFDM QPSK	1	1	22.91	22.92	22.85

N41 HPUE

BW	MCS Index	RB Size	RB Offset	Low	Mid	High
		Channel		509202	518598	528000
		Frequence (MHz)		2546.01	2592.99	2640
100M	CP-OFDM QPSK	1	1	23.38	23.71	23.79
		1	137	23.41	23.24	23.37
		1	271	23.08	23.62	23.28
		137	0	21.85	21.70	21.96
		137	68	23.28	23.36	23.53
		137	136	21.54	22.08	21.83
		273	0	21.74	21.86	21.89
	CP-OFDM 16QAM	1	1	22.79	22.56	22.58
	CP-OFDM 64QAM	1	1	21.16	21.14	21.26
	CP-OFDM 256QAM	1	1	18.24	18.10	18.09
BW	MCS Index	Channel		508200	518598	528996
		Frequence (MHz)		2541	2592.99	2644.98
90M	CP-OFDM QPSK	1	1	23.42	23.22	23.38
BW	MCS Index	Channel		507204	518598	529998
		Frequence (MHz)		2536.02	2592.99	2649.99
80M	CP-OFDM QPSK	1	1	23.35	23.29	23.41
BW	MCS Index	Channel		505202	518598	531000
		Frequence (MHz)		2531.01	2592.99	2655
70M	CP-OFDM QPSK	1	1	23.53	23.61	23.55
BW	MCS Index	Channel		505200	518598	531996
		Frequence (MHz)		2526	2592.99	2659.98
60M	CP-OFDM QPSK	1	1	23.48	23.51	23.62
BW	MCS Index	Channel		504204	518598	532998
		Frequence (MHz)		2521.02	2592.99	2664.99
50M	CP-OFDM QPSK	1	1	23.55	23.64	23.43
BW	MCS Index	Channel		503202	518598	534000
		Frequence (MHz)		2516.01	2592.99	2670
40M	CP-OFDM QPSK	1	1	23.62	23.54	23.71
BW	MCS Index	Channel		502200	518598	534996
		Frequence (MHz)		2511	2592.99	2674.98

30M	CP-OFDM QPSK	1	1	23.68	23.45	23.57
BW	**MCS Index**	**Channel**		**501204**	**518598**	**535998**
		Frequence (MHz)		**2506.02**	**2592.99**	**2679.99**
20M	CP-OFDM QPSK	1	1	23.49	23.54	23.39

N77

BW	**MCS Index**	**RB Size**	**RB Offset**		**Mid**	
		Channel			**633334**	
		Frequence (MHz)			**3500.01**	
100M	CP-OFDM QPSK	1	1		23.87	
		1	137		23.76	
		1	271		23.84	
		137	0		22.51	
		137	68		23.66	
		137	136		22.79	
		273	0		22.65	
	CP-OFDM 16QAM	1	1		23.23	
	CP-OFDM 64QAM	1	1		21.95	
	CP-OFDM 256QAM	1	1		18.83	
BW	**MCS Index**	**Channel**		**632668**	**633334**	**634000**
		Frequence (MHz)		**3490.02**	**3500.01**	**3510**
80M	CP-OFDM QPSK	1	1	23.77	23.69	23.30
BW	**MCS Index**	**Channel**		**632000**	**633334**	**634666**
		Frequence (MHz)		**3480**	**3500.01**	**3519.99**
60M	CP-OFDM QPSK	1	1	23.84	23.73	23.34
BW	**MCS Index**	**Channel**		**631334**	**633334**	**635332**
		Frequence (MHz)		**3470.01**	**3500.01**	**3529.98**
40M	CP-OFDM QPSK	1	1	23.76	23.74	23.25
BW	**MCS Index**	**Channel**		**631000**	**633334**	**635666**
		Frequence (MHz)		**3465**	**3500.01**	**3534.99**
30M	CP-OFDM QPSK	1	1	23.81	23.70	23.25
BW	**MCS Index**	**Channel**		**630668**	**633334**	**636000**
		Frequence (MHz)		**3460.02**	**3500.01**	**3540**
20M	CP-OFDM QPSK	1	1	23.71	23.67	23.38
BW	**MCS Index**	**RB Size**	**RB Offset**	**Low**	**Mid**	**High**
		Channel		**650000**	**656000**	**662000**
		Frequence (MHz)		**3750**	**3840**	**3930**

100M	CP-OFDM QPSK	1	1	23.95	23.83	23.52
		1	137	23.89	23.65	23.46
		1	271	23.93	23.43	23.21
		135	0	22.66	22.58	22.34
		135	69	23.77	23.53	23.32
		135	138	22.73	22.41	22.24
		270	0	22.75	22.53	22.28
	CP-OFDM 16QAM	1	1	23.69	23.53	23.17
	CP-OFDM 64QAM	1	1	21.54	22.27	21.62
	CP-OFDM 256QAM	1	1	19.15	19.10	18.72
BW	**MCS Index**	**Channel**		**649334**	**656000**	**662666**
		Frequence (MHz)		**3740.01**	**3840**	**3939.99**
80M	CP-OFDM QPSK	1	1	23.85	23.82	23.40
BW	**MCS Index**	**Channel**		**648668**	**656000**	**663332**
		Frequence (MHz)		**3730.02**	**3840**	**3949.98**
60M	CP-OFDM QPSK	1	1	23.94	23.70	23.40
BW	**MCS Index**	**Channel**		**648000**	**656000**	**664000**
		Frequence (MHz)		**3720**	**3840**	**3960**
40M	CP-OFDM QPSK	1	1	23.80	23.78	23.45
BW	**MCS Index**	**Channel**		**647668**	**656000**	**664332**
		Frequence (MHz)		**3715.02**	**3840**	**3964.98**
30M	CP-OFDM QPSK	1	1	23.88	23.70	23.43
BW	**MCS Index**	**Channel**		**647334**	**656000**	**664666**
		Frequence (MHz)		**3710.01**	**3840**	**3969.99**
20M	CP-OFDM QPSK	1	1	23.81	23.81	23.45

N77

BW	MCS Index	RB Size	RB Offset		Mid	
		Channel			633334	
		Frequence (MHz)			3500.01	
100M	CP-OFDM QPSK	1	1		24.48	
		1	137		24.15	
		1	271		24.43	
		137	0		22.46	
		137	68		24.08	
		137	136		22.78	
		273	0		22.59	
	CP-OFDM 16QAM	1	1		23.24	
	CP-OFDM 64QAM	1	1		21.78	
	CP-OFDM 256QAM	1	1		18.75	
BW	**MCS Index**	**Channel**		**632668**	**633334**	**634000**
		Frequence (MHz)		**3490.02**	**3500.01**	**3510**
80M	CP-OFDM QPSK	1	1	24.38	24.21	23.84
BW	**MCS Index**	**Channel**		**632000**	**633334**	**634666**
		Frequence (MHz)		**3480**	**3500.01**	**3519.99**
60M	CP-OFDM QPSK	1	1	24.39	24.18	23.91
BW	**MCS Index**	**Channel**		**631334**	**633334**	**635332**
		Frequence (MHz)		**3470.01**	**3500.01**	**3529.98**
40M	CP-OFDM QPSK	1	1	24.36	24.32	23.87
BW	**MCS Index**	**Channel**		**631000**	**633334**	**635666**
		Frequence (MHz)		**3465**	**3500.01**	**3534.99**
30M	CP-OFDM QPSK	1	1	24.31	24.31	23.90
BW	**MCS Index**	**Channel**		**630668**	**633334**	**636000**
		Frequence (MHz)		**3460.02**	**3500.01**	**3540**
20M	CP-OFDM QPSK	1	1	24.33	24.29	23.87

N77 HPUE

BW	MCS Index	RB Size	RB Offset	Low	Mid	High
		Channel		650000	656000	662000
		Frequence (MHz)		3750	3840	3930
100M	CP-OFDM QPSK	1	1	24.45	24.33	23.97
		1	137	24.42	24.04	23.93
		1	271	24.43	23.96	23.78
		137	0	22.75	22.61	22.35
		137	68	24.29	23.88	23.91
		137	136	22.74	22.35	22.23
		273	0	22.78	22.48	22.26
	CP-OFDM 16QAM	1	1	23.62	23.58	23.13
	CP-OFDM 64QAM	1	1	22.29	22.23	21.83
	CP-OFDM 256QAM	1	1	19.17	19.12	18.73
BW	MCS Index	Channel		649334	656000	662666
		Frequence (MHz)		3740.01	3840	3939.99
80M	CP-OFDM QPSK	1	1	24.33	24.22	23.82
BW	MCS Index	Channel		648668	656000	663332
		Frequence (MHz)		3730.02	3840	3949.98
60M	CP-OFDM QPSK	1	1	24.43	24.24	23.95
BW	MCS Index	Channel		648000	656000	664000
		Frequence (MHz)		3720	3840	3960
40M	CP-OFDM QPSK	1	1	24.41	24.29	23.82
BW	MCS Index	Channel		647668	656000	664332
		Frequence (MHz)		3715.02	3840	3964.98
30M	CP-OFDM QPSK	1	1	24.31	24.30	23.94
BW	MCS Index	Channel		647334	656000	664666
		Frequence (MHz)		3710.01	3840	3969.99
20M	CP-OFDM QPSK	1	1	24.35	24.31	23.88

N77 HPUE

BW	MCS Index	RB Size	RB Offset		Mid	
		Channel			633334	
		Frequence (MHz)			3500.01	
100M	CP-OFDM QPSK	1	1		24.48	
		1	137		24.15	
		1	271		24.43	
		137	0		22.46	
		137	68		24.08	
		137	136		22.78	
		273	0		22.59	
	CP-OFDM 16QAM	1	1		23.24	
	CP-OFDM 64QAM	1	1		21.78	
	CP-OFDM 256QAM	1	1		18.75	
BW	MCS Index	Channel		632668	633334	634000
		Frequence (MHz)		3490.02	3500.01	3510
80M	CP-OFDM QPSK	1	1	24.38	24.21	23.84
BW	MCS Index	Channel		632000	633334	634666
		Frequence (MHz)		3480	3500.01	3519.99
60M	CP-OFDM QPSK	1	1	24.39	24.18	23.91
BW	MCS Index	Channel		631334	633334	635332
		Frequence (MHz)		3470.01	3500.01	3529.98
40M	CP-OFDM QPSK	1	1	24.36	24.32	23.87
BW	MCS Index	Channel		631000	633334	635666
		Frequence (MHz)		3465	3500.01	3534.99
30M	CP-OFDM QPSK	1	1	24.31	24.31	23.90
BW	MCS Index	Channel		630668	633334	636000
		Frequence (MHz)		3460.02	3500.01	3540
20M	CP-OFDM QPSK	1	1	24.33	24.29	23.87

N78

BW	MCS Index	RB Size	RB Offset		Mid	
		Channel			633334	
		Frequence (MHz)			3500.01	
100M	CP-OFDM QPSK	1	1		23.91	
		1	137		23.86	
		1	271		23.89	
		137	0		22.73	
		137	68		23.78	
		137	136		22.81	
		273	0		22.78	
	CP-OFDM 16QAM	1	1		23.46	
	CP-OFDM 64QAM	1	1		22.16	
	CP-OFDM 256QAM	1	1		19.04	
BW	MCS Index	Channel		633000	633334	633666
		Frequence (MHz)		3495	3500.01	3504.99
90M	CP-OFDM QPSK	1	1	23.74	23.86	23.25
BW	MCS Index	Channel		632668	633334	634000
		Frequence (MHz)		3490.02	3500.01	3510
80M	CP-OFDM QPSK	1	1	23.81	23.76	23.32
BW	MCS Index	Channel		632334	633334	634332
		Frequence (MHz)		3485.01	3500.01	3514.98
70M	CP-OFDM QPSK	1	1	23.82	23.86	23.36
BW	MCS Index	Channel		632000	633334	634666
		Frequence (MHz)		3480	3500.01	3519.99
60M	CP-OFDM QPSK	1	1	23.83	23.84	23.27
BW	MCS Index	Channel		631668	633334	635000
		Frequence (MHz)		3475.02	3500.01	3525
50M	CP-OFDM QPSK	1	1	23.70	23.84	23.33
BW	MCS Index	Channel		631334	633334	635332
		Frequence (MHz)		3470.01	3500.01	3529.98
40M	CP-OFDM QPSK	1	1	23.78	23.88	23.36
BW	MCS Index	Channel		631000	633334	635666
		Frequence (MHz)		3465	3500.01	3534.99
30M	CP-OFDM QPSK	1	1	23.73	23.85	23.35

BW	MCS Index	Channel		630668	633334	636000
		Frequence (MHz)		3460.02	3500.01	3540
20M	CP-OFDM QPSK	1	1	23.83	23.84	23.36

N78 HPUE

BW	MCS Index	RB Size	RB Offset		Mid	
		Channel			633334	
		Frequence (MHz)			3500.01	
100M	CP-OFDM QPSK	1	1		24.42	
		1	137		24.26	
		1	271		24.38	
		137	0		22.75	
		137	68		24.28	
		137	136		22.79	
		273	0		22.78	
	CP-OFDM 16QAM	1	1		23.57	
	CP-OFDM 64QAM	1	1		22.17	
	CP-OFDM 256QAM	1	1		19.05	
BW	MCS Index	Channel		633000	633334	633666
		Frequence (MHz)		3495	3500.01	3504.99
90M	CP-OFDM QPSK	1	1	23.99	24.27	24.07
BW	MCS Index	Channel		632668	633334	634000
		Frequence (MHz)		3490.02	3500.01	3510
80M	CP-OFDM QPSK	1	1	24.01	24.34	24.01
BW	MCS Index	Channel		632334	633334	634332
		Frequence (MHz)		3485.01	3500.01	3514.98
70M	CP-OFDM QPSK	1	1	23.98	24.40	24.03
BW	MCS Index	Channel		632000	633334	634666
		Frequence (MHz)		3480	3500.01	3519.99
60M	CP-OFDM QPSK	1	1	23.96	24.34	24.10
BW	MCS Index	Channel		631668	633334	635000
		Frequence (MHz)		3475.02	3500.01	3525
50M	CP-OFDM QPSK	1	1	23.95	24.36	24.05
BW	MCS Index	Channel		631334	633334	635332
		Frequence (MHz)		3470.01	3500.01	3529.98

40M	CP-OFDM QPSK	1	1	23.94	24.40	24.03
BW	**MCS Index**	**Channel**		**631000**	**633334**	**635666**
		Frequence (MHz)		**3465**	**3500.01**	**3534.99**
30M	CP-OFDM QPSK	1	1	24.01	24.35	24.09
BW	**MCS Index**	**Channel**		**630668**	**633334**	**636000**
		Frequence (MHz)		**3460.02**	**3500.01**	**3540**
20M	CP-OFDM QPSK	1	1	24.00	24.38	23.98

EIRP
N2

n2 20M DFT-s-OFDM Pi/2 BPSK						
Channel	Frequency (MHz)	Conducted Power (dBm)	Gain (dB)	EIRP (dBm)	EIRP (mW)	Limit (W)
372000	1860	22.99	-0.63	22.36	172.19	2
376000	1880	23.03	-0.63	22.4	173.78	2
380000	1900	23	-0.63	22.37	172.58	2

n2 20M DFT-s-OFDM QPSK						
Channel	Frequency (MHz)	Conducted Power (dBm)	Gain (dB)	EIRP (dBm)	EIRP (mW)	Limit (W)
372000	1860	23.06	-0.63	22.43	174.98	2
376000	1880	23.06	-0.63	22.43	174.98	2
380000	1900	23.08	-0.63	22.45	175.79	2

n2 20M DFT-s-OFDM 16QAM						
Channel	Frequency (MHz)	Conducted Power (dBm)	Gain (dB)	EIRP (dBm)	EIRP (mW)	Limit (W)
372000	1860	22.9	-0.63	22.27	168.66	2
376000	1880	23.06	-0.63	22.43	174.98	2
380000	1900	22.94	-0.63	22.31	170.22	2

n2 20M DFT-s-OFDM 64QAM						
Channel	Frequency (MHz)	Conducted Power (dBm)	Gain (dB)	EIRP (dBm)	EIRP (mW)	Limit (W)
372000	1860	21.41	-0.63	20.78	119.67	2
376000	1880	21.55	-0.63	20.92	123.59	2
380000	1900	21.43	-0.63	20.8	120.23	2

n2 20M DFT-s-OFDM 256QAM						
Channel	Frequency (MHz)	Conducted Power (dBm)	Gain (dB)	EIRP (dBm)	EIRP (mW)	Limit (W)
372000	1860	19.53	-0.63	18.9	77.62	2
376000	1880	19.33	-0.63	18.7	74.13	2
380000	1900	19.3	-0.63	18.67	73.62	2

n2 15M DFT-s-OFDM QPSK						
Channel	Frequency (MHz)	Conducted Power (dBm)	Gain (dB)	EIRP (dBm)	EIRP (mW)	Limit (W)
371500	1857.5	23.01	-0.63	22.38	172.98	2
376000	1880	22.89	-0.63	22.26	168.27	2
380500	1902.5	22.93	-0.63	22.3	169.82	2

n2 10M DFT-s-OFDM QPSK						
Channel	Frequency (MHz)	Conducted Power (dBm)	Gain (dB)	EIRP (dBm)	EIRP (mW)	Limit (W)
371000	1855	22.95	-0.63	22.32	170.61	2
376000	1880	22.98	-0.63	22.35	171.79	2
381000	1905	22.93	-0.63	22.3	169.82	2

n2 5M DFT-s-OFDM QPSK						
Channel	Frequency (MHz)	Conducted Power (dBm)	Gain (dB)	EIRP (dBm)	EIRP (mW)	Limit (W)
370500	1852.5	22.97	-0.63	22.34	171.4	2
376000	1880	22.92	-0.63	22.29	169.43	2
381500	1907.5	23.02	-0.63	22.39	173.38	2

N5

n5 20M DFT-s-OFDM Pi/2 BPSK						
Channel	Frequency (MHz)	Conducted Power (dBm)	Gain (dB)	ERP (dBm)	ERP (mW)	Limit (W)
166800	834	23.3	-2.36	18.79	75.68	7
167300	836.5	23.25	-2.36	18.74	74.82	7
167800	839	23.18	-2.36	18.67	73.62	7

n5 20M DFT-s-OFDM QPSK						
Channel	Frequency (MHz)	Conducted Power (dBm)	Gain (dB)	ERP (dBm)	ERP (mW)	Limit (W)
166800	834	23.34	-2.36	18.83	76.38	7
167300	836.5	23.27	-2.36	18.76	75.16	7
167800	839	23.16	-2.36	18.65	73.28	7

n5 20M DFT-s-OFDM 16QAM						
Channel	Frequency (MHz)	Conducted Power (dBm)	Gain (dB)	ERP (dBm)	ERP (mW)	Limit (W)
166800	834	23.31	-2.36	18.8	75.86	7
167300	836.5	23.18	-2.36	18.67	73.62	7
167800	839	23.25	-2.36	18.74	74.82	7

n5 20M DFT-s-OFDM 64QAM						
Channel	Frequency (MHz)	Conducted Power (dBm)	Gain (dB)	ERP (dBm)	ERP (mW)	Limit (W)
166800	834	21.74	-2.36	17.23	52.84	7
167300	836.5	21.84	-2.36	17.33	54.08	7
167800	839	21.57	-2.36	17.06	50.82	7

n5 20M DFT-s-OFDM 256QAM						
Channel	Frequency (MHz)	Conducted Power (dBm)	Gain (dB)	ERP (dBm)	ERP (mW)	Limit (W)
166800	834	19.81	-2.36	15.3	33.88	7
167300	836.5	19.72	-2.36	15.21	33.19	7
167800	839	19.67	-2.36	15.16	32.81	7

n5 15M DFT-s-OFDM QPSK						
Channel	Frequency (MHz)	Conducted Power (dBm)	Gain (dB)	ERP (dBm)	ERP (mW)	Limit (W)
166300	831.5	23.26	-2.36	18.75	74.99	7
167300	836.5	23.17	-2.36	18.66	73.45	7
168300	841.5	23.06	-2.36	18.55	71.61	7

n5 10M DFT-s-OFDM QPSK						
Channel	Frequency (MHz)	Conducted Power (dBm)	Gain (dB)	ERP (dBm)	ERP (mW)	Limit (W)
165800	829	23.3	-2.36	18.79	75.68	7
167300	836.5	23.26	-2.36	18.75	74.99	7
168800	844	23.06	-2.36	18.55	71.61	7

n5 5M DFT-s-OFDM QPSK						
Channel	Frequency (MHz)	Conducted Power (dBm)	Gain (dB)	ERP (dBm)	ERP (mW)	Limit (W)
165300	826.5	23.2	-2.36	18.69	73.96	7
167300	836.5	23.15	-2.36	18.64	73.11	7
169300	846.5	23.1	-2.36	18.59	72.28	7

N25

n25 20M DFT-s-OFDM Pi/2 BPSK						
Channel	Frequency (MHz)	Conducted Power (dBm)	Gain (dB)	EIRP (dBm)	EIRP (mW)	Limit (W)
372000	1860	23.13	-0.63	22.5	177.83	2
376500	1882.5	23.19	-0.63	22.56	180.3	2
381000	1905	23.15	-0.63	22.52	178.65	2

n25 20M DFT-s-OFDM QPSK						
Channel	Frequency (MHz)	Conducted Power (dBm)	Gain (dB)	EIRP (dBm)	EIRP (mW)	Limit (W)
372000	1860	23.21	-0.63	22.58	181.13	2
376500	1882.5	23.25	-0.63	22.62	182.81	2
381000	1905	23.23	-0.63	22.6	181.97	2

n25 20M DFT-s-OFDM 16QAM						
Channel	Frequency (MHz)	Conducted Power (dBm)	Gain (dB)	EIRP (dBm)	EIRP (mW)	Limit (W)
372000	1860	22.94	-0.63	22.31	170.22	2
376500	1882.5	23.05	-0.63	22.42	174.58	2
381000	1905	22.98	-0.63	22.35	171.79	2

n25 20M DFT-s-OFDM 64QAM						
Channel	Frequency (MHz)	Conducted Power (dBm)	Gain (dB)	EIRP (dBm)	EIRP (mW)	Limit (W)
372000	1860	21.49	-0.63	20.86	121.9	2
376500	1882.5	21.48	-0.63	20.85	121.62	2
381000	1905	21.43	-0.63	20.8	120.23	2

n25 20M DFT-s-OFDM 256QAM						
Channel	Frequency (MHz)	Conducted Power (dBm)	Gain (dB)	EIRP (dBm)	EIRP (mW)	Limit (W)
372000	1860	19.51	-0.63	18.88	77.27	2
376500	1882.5	19.62	-0.63	18.99	79.25	2
381000	1905	19.6	-0.63	18.97	78.89	2

n25 15M DFT-s-OFDM QPSK						
Channel	Frequency (MHz)	Conducted Power (dBm)	Gain (dB)	EIRP (dBm)	EIRP (mW)	Limit (W)
371500	1857.5	23.19	-0.63	22.56	180.3	2
376500	1882.5	23.15	-0.63	22.52	178.65	2
381500	1907.5	23.09	-0.63	22.46	176.2	2

n25 10M DFT-s-OFDM QPSK						
Channel	Frequency (MHz)	Conducted Power (dBm)	Gain (dB)	EIRP (dBm)	EIRP (mW)	Limit (W)
371000	1855	23.12	-0.63	22.49	177.42	2
376500	1882.5	23.2	-0.63	22.57	180.72	2
382000	1910	23.09	-0.63	22.46	176.2	2

n25 5M DFT-s-OFDM QPSK						
Channel	Frequency (MHz)	Conducted Power (dBm)	Gain (dB)	EIRP (dBm)	EIRP (mW)	Limit (W)
370500	1852.5	23.08	-0.63	22.45	175.79	2
376000	1882.5	23.18	-0.63	22.55	179.89	2
382500	1912.5	23.08	-0.63	22.45	175.79	2

N41

n41 100M DFT-s-OFDM Pi/2 BPSK For PC3						
Channel	Frequency (MHz)	Conducted Power (dBm)	Gain (dB)	EIRP (dBm)	EIRP (mW)	Limit (W)
509202	2546.01	22.96	0.6	23.56	226.99	2
518598	2592.99	23.19	0.6	23.79	239.33	2
528000	2640	23.01	0.6	23.61	229.61	2

n41 100M DFT-s-OFDM QPSK For PC3						
Channel	Frequency (MHz)	Conducted Power (dBm)	Gain (dB)	EIRP (dBm)	EIRP (mW)	Limit (W)
509202	2546.01	23.13	0.6	23.73	236.05	2
518598	2592.99	23.2	0.6	23.8	239.88	2
528000	2640	23.09	0.6	23.69	233.88	2

n41 100M DFT-s-OFDM 16QAM For PC3						
Channel	Frequency (MHz)	Conducted Power (dBm)	Gain (dB)	EIRP (dBm)	EIRP (mW)	Limit (W)
509202	2546.01	22.58	0.6	23.18	207.97	2
518598	2592.99	23.08	0.6	23.68	233.35	2
528000	2640	22.91	0.6	23.51	224.39	2

n41 100M DFT-s-OFDM 64QAM For PC3						
Channel	Frequency (MHz)	Conducted Power (dBm)	Gain (dB)	EIRP (dBm)	EIRP (mW)	Limit (W)
509202	2546.01	22.66	0.6	23.26	211.84	2
518598	2592.99	23	0.6	23.6	229.09	2
528000	2640	22.86	0.6	23.46	221.82	2

n41 100M DFT-s-OFDM 256QAM For PC3						
Channel	Frequency (MHz)	Conducted Power (dBm)	Gain (dB)	EIRP (dBm)	EIRP (mW)	Limit (W)
509202	2546.01	20.92	0.6	21.52	141.91	2
518598	2592.99	21.18	0.6	21.78	150.66	2
528000	2640	21.01	0.6	21.61	144.88	2

n41 90M DFT-s-OFDM QPSK For PC3						
Channel	Frequency (MHz)	Conducted Power (dBm)	Gain (dB)	EIRP (dBm)	EIRP (mW)	Limit (W)
508200	2541	23.04	0.6	23.64	231.21	2
518598	2592.99	23.1	0.6	23.7	234.42	2
528996	2644.98	23.03	0.6	23.63	230.67	2

n41 80M DFT-s-OFDM QPSK For PC3						
Channel	Frequency (MHz)	Conducted Power (dBm)	Gain (dB)	EIRP (dBm)	EIRP (mW)	Limit (W)
507204	2536.02	23.07	0.6	23.67	232.81	2
518598	2592.99	23.16	0.6	23.76	237.68	2
529998	2649.99	22.97	0.6	23.57	227.51	2

n41 70M DFT-s-OFDM QPSK For PC3						
Channel	Frequency (MHz)	Conducted Power (dBm)	Gain (dB)	EIRP (dBm)	EIRP (mW)	Limit (W)
506202	2531.01	23.03	0.6	23.63	230.67	2
518598	2592.99	23.15	0.6	23.75	237.14	2
531000	2655	23.08	0.6	23.68	233.35	2

n41 60M DFT-s-OFDM QPSK For PC3						
Channel	Frequency (MHz)	Conducted Power (dBm)	Gain (dB)	EIRP (dBm)	EIRP (mW)	Limit (W)
505200	2526	23	0.6	23.6	229.09	2
518598	2592.99	23.07	0.6	23.67	232.81	2
531996	2659.98	22.95	0.6	23.55	226.46	2

n41 50M DFT-s-OFDM QPSK For PC3						
Channel	Frequency (MHz)	Conducted Power (dBm)	Gain (dB)	EIRP (dBm)	EIRP (mW)	Limit (W)
504204	2521.02	23	0.6	23.6	229.09	2
518598	2592.99	23.15	0.6	23.75	237.14	2
532998	2664.99	22.99	0.6	23.59	228.56	2

n41 40M DFT-s-OFDM QPSK For PC3						
Channel	Frequency (MHz)	Conducted Power (dBm)	Gain (dB)	EIRP (dBm)	EIRP (mW)	Limit (W)
503202	2516.01	23.02	0.6	23.62	230.14	2
518598	2592.99	23.09	0.6	23.69	233.88	2
534000	2670	22.98	0.6	23.58	228.03	2

n41 30M DFT-s-OFDM QPSK For PC3						
Channel	Frequency (MHz)	Conducted Power (dBm)	Gain (dB)	EIRP (dBm)	EIRP (mW)	Limit (W)
502200	2511	23.1	0.6	23.7	234.42	2
518598	2592.99	23.14	0.6	23.74	236.59	2
534996	2674.98	23.02	0.6	23.62	230.14	2

n41 20M DFT-s-OFDM QPSK For PC3						
Channel	Frequency (MHz)	Conducted Power (dBm)	Gain (dB)	EIRP (dBm)	EIRP (mW)	Limit (W)
501204	2506.02	23.01	0.6	23.61	229.61	2
518598	2592.99	23.09	0.6	23.69	233.88	2
535998	2679.99	23.07	0.6	23.67	232.81	2

n41 100M DFT-s-OFDM Pi/2 BPSK For PC2						
Channel	Frequency (MHz)	Conducted Power (dBm)	Gain (dB)	EIRP (dBm)	EIRP (mW)	Limit (W)
509202	2546.01	25.12	0.6	25.72	373.25	2
518598	2592.99	25.12	0.6	25.72	373.25	2
528000	2640	25.17	0.6	25.77	377.57	2

n41 100M DFT-s-OFDM QPSK For PC2						
Channel	Frequency (MHz)	Conducted Power (dBm)	Gain (dB)	EIRP (dBm)	EIRP (mW)	Limit (W)
509202	2546.01	25.27	0.6	25.87	386.37	2
518598	2592.99	25.39	0.6	25.99	397.19	2
528000	2640	25.33	0.6	25.93	391.74	2

n41 100M DFT-s-OFDM 16QAM For PC2						
Channel	Frequency (MHz)	Conducted Power (dBm)	Gain (dB)	EIRP (dBm)	EIRP (mW)	Limit (W)
509202	2546.01	24.36	0.6	24.96	313.33	2
518598	2592.99	24.43	0.6	25.03	318.42	2
528000	2640	24.35	0.6	24.95	312.61	2

n41 100M DFT-s-OFDM 64QAM For PC2						
Channel	Frequency (MHz)	Conducted Power (dBm)	Gain (dB)	EIRP (dBm)	EIRP (mW)	Limit (W)
509202	2546.01	23.54	0.6	24.14	259.42	2
518598	2592.99	23.58	0.6	24.18	261.82	2
528000	2640	23.46	0.6	24.06	254.68	2

n41 100M DFT-s-OFDM 256QAM For PC2						
Channel	Frequency (MHz)	Conducted Power (dBm)	Gain (dB)	EIRP (dBm)	EIRP (mW)	Limit (W)
509202	2546.01	21.38	0.6	21.98	157.76	2
518598	2592.99	21.26	0.6	21.86	153.46	2
528000	2640	21.43	0.6	22.03	159.59	2

n41 90M DFT-s-OFDM QPSK For PC2						
Channel	Frequency (MHz)	Conducted Power (dBm)	Gain (dB)	EIRP (dBm)	EIRP (mW)	Limit (W)
508200	2541	25.12	0.6	25.72	373.25	2
518598	2592.99	25.34	0.6	25.94	392.64	2
528996	2644.98	25.22	0.6	25.82	381.94	2

n41 80M DFT-s-OFDM QPSK For PC2						
Channel	Frequency (MHz)	Conducted Power (dBm)	Gain (dB)	EIRP (dBm)	EIRP (mW)	Limit (W)
507204	2536.02	25.14	0.6	25.74	374.97	2
518598	2592.99	25.3	0.6	25.9	389.05	2
529998	2649.99	25.27	0.6	25.87	386.37	2

n41 70M DFT-s-OFDM QPSK For PC2						
Channel	Frequency (MHz)	Conducted Power (dBm)	Gain (dB)	EIRP (dBm)	EIRP (mW)	Limit (W)
506202	2531.01	25.18	0.6	25.78	378.44	2
518598	2592.99	25.24	0.6	25.84	383.71	2
531000	2655	25.3	0.6	25.9	389.05	2

n41 60M DFT-s-OFDM QPSK For PC2						
Channel	Frequency (MHz)	Conducted Power (dBm)	Gain (dB)	EIRP (dBm)	EIRP (mW)	Limit (W)
505200	2526	25.14	0.6	25.74	374.97	2
518598	2592.99	25.35	0.6	25.95	393.55	2
531996	2659.98	25.25	0.6	25.85	384.59	2

n41 50M DFT-s-OFDM QPSK For PC2						
Channel	Frequency (MHz)	Conducted Power (dBm)	Gain (dB)	EIRP (dBm)	EIRP (mW)	Limit (W)
504204	2521.02	25.24	0.6	25.84	383.71	2
518598	2592.99	25.38	0.6	25.98	396.28	2
532998	2664.99	25.2	0.6	25.8	380.19	2

n41 40M DFT-s-OFDM QPSK For PC2						
Channel	Frequency (MHz)	Conducted Power (dBm)	Gain (dB)	EIRP (dBm)	EIRP (mW)	Limit (W)
503202	2516.01	25.26	0.6	25.86	385.48	2
518598	2592.99	25.36	0.6	25.96	394.46	2
534000	2670	25.19	0.6	25.79	379.31	2

n41 30M DFT-s-OFDM QPSK For PC2						
Channel	Frequency (MHz)	Conducted Power (dBm)	Gain (dB)	EIRP (dBm)	EIRP (mW)	Limit (W)
502200	2511	25.19	0.6	25.79	379.31	2
518598	2592.99	25.36	0.6	25.96	394.46	2
534996	2674.98	25.3	0.6	25.9	389.05	2

n41 20M DFT-s-OFDM QPSK For PC2						
Channel	Frequency (MHz)	Conducted Power (dBm)	Gain (dB)	EIRP (dBm)	EIRP (mW)	Limit (W)
501204	2506.02	25.19	0.6	25.79	379.31	2
518598	2592.99	25.27	0.6	25.87	386.37	2
535998	2679.99	25.19	0.6	25.79	379.31	2

n41 100M CP-OFDM QPSK For PC3 (MIMO)						
Channel	Frequency (MHz)	Conducted Power (dBm)	Gain (dB)	EIRP (dBm)	EIRP (mW)	Limit (W)
509202	2546.01	22.85	1.14	23.99	250.61	2
518598	2592.99	22.91	1.14	24.05	254.10	2
528000	2640	22.98	1.14	24.12	258.23	2

n41 100M CP-OFDM 16QAM For PC3 (MIMO)						
Channel	Frequency (MHz)	Conducted Power (dBm)	Gain (dB)	EIRP (dBm)	EIRP (mW)	Limit (W)
509202	2546.01	22.92	1.14	24.06	254.68	2
518598	2592.99	22.65	1.14	23.79	239.33	2
528000	2640	22.84	1.14	23.98	250.03	2

n41 100M CP-OFDM 64QAM For PC3 (MIMO)						
Channel	Frequency (MHz)	Conducted Power (dBm)	Gain (dB)	EIRP (dBm)	EIRP (mW)	Limit (W)
509202	2546.01	21.12	1.14	22.26	168.27	2
518598	2592.99	21.14	1.14	22.28	169.04	2
528000	2640	21.26	1.14	22.4	173.78	2

n41 100M CP-OFDM 256QAM For PC3 (MIMO)						
Channel	Frequency (MHz)	Conducted Power (dBm)	Gain (dB)	EIRP (dBm)	EIRP (mW)	Limit (W)
509202	2546.01	18.21	1.14	19.35	86.1	2
518598	2592.99	18.03	1.14	19.17	82.6	2
528000	2640	18.17	1.14	19.31	85.31	2

n41 90M CP-OFDM QPSK For PC3 (MIMO)						
Channel	Frequency (MHz)	Conducted Power (dBm)	Gain (dB)	EIRP (dBm)	EIRP (mW)	Limit (W)
508200	2541	22.92	1.14	24.06	254.68	2
518598	2592.99	22.65	1.14	23.79	239.33	2
528996	2644.98	22.79	1.14	23.93	247.17	2

n41 80M CP-OFDM QPSK For PC3 (MIMO)						
Channel	Frequency (MHz)	Conducted Power (dBm)	Gain (dB)	EIRP (dBm)	EIRP (mW)	Limit (W)
507204	2536.02	22.82	1.14	23.96	248.89	2
518598	2592.99	22.77	1.14	23.91	246.04	2
529998	2649.99	22.61	1.14	23.75	237.14	2

n41 70M CP-OFDM QPSK For PC3 (MIMO)						
Channel	Frequency (MHz)	Conducted Power (dBm)	Gain (dB)	EIRP (dBm)	EIRP (mW)	Limit (W)
506202	2531.01	22.86	1.14	24	251.19	2
518598	2592.99	22.81	1.14	23.95	248.31	2
531000	2655	22.76	1.14	23.9	245.47	2

n41 60M CP-OFDM QPSK For PC3 (MIMO)						
Channel	Frequency (MHz)	Conducted Power (dBm)	Gain (dB)	EIRP (dBm)	EIRP (mW)	Limit (W)
505200	2526	22.75	1.14	23.89	244.91	2
518598	2592.99	22.84	1.14	23.98	250.03	2
531996	2659.98	22.91	1.14	24.05	254.1	2

n41 50M CP-OFDM QPSK For PC3 (MIMO)						
Channel	Frequency (MHz)	Conducted Power (dBm)	Gain (dB)	EIRP (dBm)	EIRP (mW)	Limit (W)
504204	2521.02	22.85	1.14	23.99	250.61	2
518598	2592.99	22.89	1.14	24.03	252.93	2
532998	2664.99	22.93	1.14	24.07	255.27	2

n41 40M CP-OFDM QPSK For PC3 (MIMO)						
Channel	Frequency (MHz)	Conducted Power (dBm)	Gain (dB)	EIRP (dBm)	EIRP (mW)	Limit (W)
503202	2516.01	22.86	1.14	24	251.19	2
518598	2592.99	22.77	1.14	23.91	246.04	2
534000	2670	22.81	1.14	23.95	248.31	2

n41 30M CP-OFDM QPSK For PC3 (MIMO)						
Channel	Frequency (MHz)	Conducted Power (dBm)	Gain (dB)	EIRP (dBm)	EIRP (mW)	Limit (W)
502200	2511	22.89	1.14	24.03	252.93	2
518598	2592.99	22.81	1.14	23.95	248.31	2
534996	2674.98	22.94	1.14	24.08	255.86	2

n41 20M CP-OFDM QPSK For PC3 (MIMO)						
Channel	Frequency (MHz)	Conducted Power (dBm)	Gain (dB)	EIRP (dBm)	EIRP (mW)	Limit (W)
501204	2506.02	22.91	1.14	24.05	254.1	2
518598	2592.99	22.92	1.14	24.06	254.68	2
535998	2679.99	22.85	1.14	23.99	250.61	2

n41 100M CP-OFDM QPSK For PC2 (MIMO)						
Channel	Frequency (MHz)	Conducted Power (dBm)	Gain (dB)	EIRP (dBm)	EIRP (mW)	Limit (W)
509202	2546.01	23.41	1.14	24.55	285.1	2
518598	2592.99	23.71	1.14	24.85	305.49	2
528000	2640	23.79	1.14	24.93	311.17	2

n41 100M CP-OFDM 16QAM For PC2 (MIMO)						
Channel	Frequency (MHz)	Conducted Power (dBm)	Gain (dB)	EIRP (dBm)	EIRP (mW)	Limit (W)
509202	2546.01	22.79	1.14	23.93	247.17	2
518598	2592.99	22.56	1.14	23.7	234.42	2
528000	2640	22.58	1.14	23.72	235.5	2

n41 100M CP-OFDM 64QAM For PC2 (MIMO)						
Channel	Frequency (MHz)	Conducted Power (dBm)	Gain (dB)	EIRP (dBm)	EIRP (mW)	Limit (W)
509202	2546.01	21.16	1.14	22.3	169.82	2
518598	2592.99	21.14	1.14	22.28	169.04	2
528000	2640	21.26	1.14	22.4	173.78	2

n41 100M CP-OFDM 256QAM For PC2 (MIMO)						
Channel	Frequency (MHz)	Conducted Power (dBm)	Gain (dB)	EIRP (dBm)	EIRP (mW)	Limit (W)
509202	2546.01	18.24	1.14	19.38	86.7	2
518598	2592.99	18.1	1.14	19.24	83.95	2
528000	2640	18.09	1.14	19.23	83.75	2

n41 90M CP-OFDM QPSK For PC2 (MIMO)						
Channel	Frequency (MHz)	Conducted Power (dBm)	Gain (dB)	EIRP (dBm)	EIRP (mW)	Limit (W)
508200	2541	23.42	1.14	24.56	285.76	2
518598	2592.99	23.22	1.14	24.36	272.9	2
528996	2644.98	23.38	1.14	24.52	283.14	2

n41 80M CP-OFDM QPSK For PC2 (MIMO)						
Channel	Frequency (MHz)	Conducted Power (dBm)	Gain (dB)	EIRP (dBm)	EIRP (mW)	Limit (W)
507204	2536.02	23.35	1.14	24.49	281.19	2
518598	2592.99	23.29	1.14	24.43	277.33	2
529998	2649.99	23.41	1.14	24.55	285.1	2

n41 70M CP-OFDM QPSK For PC2 (MIMO)						
Channel	Frequency (MHz)	Conducted Power (dBm)	Gain (dB)	EIRP (dBm)	EIRP (mW)	Limit (W)
506202	2531.01	23.53	1.14	24.67	293.09	2
518598	2592.99	23.61	1.14	24.75	298.54	2
531000	2655	23.55	1.14	24.69	294.44	2

n41 60M CP-OFDM QPSK For PC2 (MIMO)						
Channel	Frequency (MHz)	Conducted Power (dBm)	Gain (dB)	EIRP (dBm)	EIRP (mW)	Limit (W)
505200	2526	23.48	1.14	24.62	289.73	2
518598	2592.99	23.51	1.14	24.65	291.74	2
531996	2659.98	23.62	1.14	24.76	299.23	2

n41 50M CP-OFDM QPSK For PC2 (MIMO)						
Channel	Frequency (MHz)	Conducted Power (dBm)	Gain (dB)	EIRP (dBm)	EIRP (mW)	Limit (W)
504204	2521.02	23.55	1.14	24.69	294.44	2
518598	2592.99	23.64	1.14	24.78	300.61	2
532998	2664.99	23.43	1.14	24.57	286.42	2

n41 40M CP-OFDM QPSK For PC2 (MIMO)						
Channel	Frequency (MHz)	Conducted Power (dBm)	Gain (dB)	EIRP (dBm)	EIRP (mW)	Limit (W)
503202	2516.01	23.62	1.14	24.76	299.23	2
518598	2592.99	23.54	1.14	24.68	293.76	2
534000	2670	23.71	1.14	24.85	305.49	2

n41 30M CP-OFDM QPSK For PC2 (MIMO)						
Channel	Frequency (MHz)	Conducted Power (dBm)	Gain (dB)	EIRP (dBm)	EIRP (mW)	Limit (W)
502200	2511	23.68	1.14	24.82	303.39	2
518598	2592.99	23.45	1.14	24.59	287.74	2
534996	2674.98	23.57	1.14	24.71	295.8	2

n41 20M CP-OFDM QPSK For PC2 (MIMO)						
Channel	Frequency (MHz)	Conducted Power (dBm)	Gain (dB)	EIRP (dBm)	EIRP (mW)	Limit (W)
501204	2506.02	23.49	1.14	24.63	290.4	2
518598	2592.99	23.54	1.14	24.68	293.76	2
535998	2679.99	23.39	1.14	24.53	283.79	2

N66

n66 30M DFT-s-OFDM Pi/2 BPSK						
Channel	Frequency (MHz)	Conducted Power (dBm)	Gain (dB)	EIRP (dBm)	EIRP (mW)	Limit (W)
345000	1725	23.23	-2.15	21.08	128.23	1
349000	1745	23.3	-2.15	21.15	130.32	1
353000	1765	23.2	-2.15	21.05	127.35	1

n66 30M DFT-s-OFDM QPSK						
Channel	Frequency (MHz)	Conducted Power (dBm)	Gain (dB)	EIRP (dBm)	EIRP (mW)	Limit (W)
345000	1725	23.16	-2.15	21.01	126.18	1
349000	1745	23.31	-2.15	21.16	130.62	1
353000	1765	23.27	-2.15	21.12	129.42	1

n66 30M DFT-s-OFDM 16QAM						
Channel	Frequency (MHz)	Conducted Power (dBm)	Gain (dB)	EIRP (dBm)	EIRP (mW)	Limit (W)
345000	1725	23	-2.15	20.85	121.62	1
349000	1745	23.08	-2.15	20.93	123.88	1
353000	1765	23.1	-2.15	20.95	124.45	1

n66 30M DFT-s-OFDM 64QAM						
Channel	Frequency (MHz)	Conducted Power (dBm)	Gain (dB)	EIRP (dBm)	EIRP (mW)	Limit (W)
345000	1725	21.7	-2.15	19.55	90.16	1
349000	1745	21.73	-2.15	19.58	90.78	1
353000	1765	21.76	-2.15	19.61	91.41	1

n66 30M DFT-s-OFDM 256QAM						
Channel	Frequency (MHz)	Conducted Power (dBm)	Gain (dB)	EIRP (dBm)	EIRP (mW)	Limit (W)
345000	1725	19.81	-2.15	17.66	58.34	1
349000	1745	19.9	-2.15	17.75	59.57	1
353000	1765	19.91	-2.15	17.76	59.7	1

n66 20M DFT-s-OFDM QPSK						
Channel	Frequency (MHz)	Conducted Power (dBm)	Gain (dB)	EIRP (dBm)	EIRP (mW)	Limit (W)
344000	1720	23.09	-2.15	20.94	124.17	1
349000	1745	23.24	-2.15	21.09	128.53	1
354000	1770	23.25	-2.15	21.1	128.82	1

n66 15M DFT-s-OFDM QPSK						
Channel	Frequency (MHz)	Conducted Power (dBm)	Gain (dB)	EIRP (dBm)	EIRP (mW)	Limit (W)
343500	1717.5	23.09	-2.15	20.94	124.17	1
349000	1745	23.28	-2.15	21.13	129.72	1
354500	1772.5	23.26	-2.15	21.11	129.12	1

n66 10M DFT-s-OFDM QPSK						
Channel	Frequency (MHz)	Conducted Power (dBm)	Gain (dB)	EIRP (dBm)	EIRP (mW)	Limit (W)
343000	1715	23.11	-2.15	20.96	124.74	1
349000	1745	23.29	-2.15	21.14	130.02	1
355000	1775	23.24	-2.15	21.09	128.53	1

n66 5M DFT-s-OFDM QPSK						
Channel	Frequency (MHz)	Conducted Power (dBm)	Gain (dB)	EIRP (dBm)	EIRP (mW)	Limit (W)
342500	1712.5	23.12	-2.15	20.97	125.03	1
349000	1745	23.27	-2.15	21.12	129.42	1
355500	1777.5	23.18	-2.15	21.03	126.77	1

N71

n71 20M DFT-s-OFDM Pi/2 BPSK						
Channel	Frequency (MHz)	Conducted Power (dBm)	Gain (dB)	ERP (dBm)	ERP (mW)	Limit (W)
134600	673	23.14	-4.12	16.87	48.64	3
136100	680.5	22.98	-4.12	16.71	46.88	3
137600	688	22.99	-4.12	16.72	46.99	3

n71 20M DFT-s-OFDM QPSK						
Channel	Frequency (MHz)	Conducted Power (dBm)	Gain (dB)	ERP (dBm)	ERP (mW)	Limit (W)
134600	673	23.27	-4.12	17	50.12	3
136100	680.5	23.19	-4.12	16.92	49.2	3
137600	688	23.14	-4.12	16.87	48.64	3

n71 20M DFT-s-OFDM 16QAM						
Channel	Frequency (MHz)	Conducted Power (dBm)	Gain (dB)	ERP (dBm)	ERP (mW)	Limit (W)
134600	673	23.15	-4.12	16.88	48.75	3
136100	680.5	23.08	-4.12	16.81	47.97	3
137600	688	22.85	-4.12	16.58	45.5	3

n71 20M DFT-s-OFDM 64QAM						
Channel	Frequency (MHz)	Conducted Power (dBm)	Gain (dB)	ERP (dBm)	ERP (mW)	Limit (W)
134600	673	21.85	-4.12	15.58	36.14	3
136100	680.5	21.49	-4.12	15.22	33.27	3
137600	688	21.53	-4.12	15.26	33.57	3

n71 20M DFT-s-OFDM 256QAM						
Channel	Frequency (MHz)	Conducted Power (dBm)	Gain (dB)	ERP (dBm)	ERP (mW)	Limit (W)
134600	673	19.53	-4.12	13.26	21.18	3
136100	680.5	19.24	-4.12	12.97	19.82	3
137600	688	19.29	-4.12	13.02	20.04	3

n71 15M DFT-s-OFDM QPSK						
Channel	Frequency (MHz)	Conducted Power (dBm)	Gain (dB)	ERP (dBm)	ERP (mW)	Limit (W)
134100	670.5	23.2	-4.12	16.93	49.32	3
136100	680.5	23.14	-4.12	16.87	48.64	3
138100	690.5	23.01	-4.12	16.74	47.21	3

n71 10M DFT-s-OFDM QPSK						
Channel	Frequency (MHz)	Conducted Power (dBm)	Gain (dB)	ERP (dBm)	ERP (mW)	Limit (W)
133600	668	23.24	-4.12	16.97	49.77	3
136100	680.5	23.11	-4.12	16.84	48.31	3
138600	693	23.01	-4.12	16.74	47.21	3

n71 5M DFT-s-OFDM QPSK						
Channel	Frequency (MHz)	Conducted Power (dBm)	Gain (dB)	ERP (dBm)	ERP (mW)	Limit (W)
133100	665.5	23.12	-4.12	16.85	48.42	3
136100	680.5	23.04	-4.12	16.77	47.53	3
139100	695.5	23.13	-4.12	16.86	48.53	3

N77(Part27Q)

n77(3450-3550) 100M DFT-s-OFDM Pi/2 BPSK For PC3						
Channel	Frequency (MHz)	Conducted Power (dBm)	Gain (dB)	EIRP (dBm)	EIRP (mW)	Limit (W)
633334	3500.01	24.9	-0.38	24.52	283.14	1

n77(3450-3550) 100M DFT-s-OFDM QPSK For PC3						
Channel	Frequency (MHz)	Conducted Power (dBm)	Gain (dB)	EIRP (dBm)	EIRP (mW)	Limit (W)
633334	3500.01	24.99	-0.38	24.61	289.07	1

n77(3450-3550) 100M DFT-s-OFDM 16QAM For PC3						
Channel	Frequency (MHz)	Conducted Power (dBm)	Gain (dB)	EIRP (dBm)	EIRP (mW)	Limit (W)
633334	3500.01	24.89	-0.38	24.51	282.49	1

n77(3450-3550) 100M DFT-s-OFDM 64QAM For PC3						
Channel	Frequency (MHz)	Conducted Power (dBm)	Gain (dB)	EIRP (dBm)	EIRP (mW)	Limit (W)
633334	3500.01	24.41	-0.38	24.03	252.93	1

n77(3450-3550) 100M DFT-s-OFDM 256QAM For PC3						
Channel	Frequency (MHz)	Conducted Power (dBm)	Gain (dB)	EIRP (dBm)	EIRP (mW)	Limit (W)
633334	3500.01	23.59	-0.38	23.21	209.41	1

n77(3450-3550) 80M DFT-s-OFDM QPSK For PC3						
Channel	Frequency (MHz)	Conducted Power (dBm)	Gain (dB)	EIRP (dBm)	EIRP (mW)	Limit (W)
632668	3490.02	24.85	-0.38	24.47	279.9	1
633334	3500.01	24.92	-0.38	24.54	284.45	1
634000	3510	24.94	-0.38	24.56	285.76	1

n77(3450-3550) 60M DFT-s-OFDM QPSK For PC3						
Channel	Frequency (MHz)	Conducted Power (dBm)	Gain (dB)	EIRP (dBm)	EIRP (mW)	Limit (W)
632000	3480	24.95	-0.38	24.57	286.42	1
633334	3500.01	24.91	-0.38	24.53	283.79	1
634666	3519.99	24.96	-0.38	24.58	287.08	1

n77(3450-3550) 40M DFT-s-OFDM QPSK For PC3						
Channel	Frequency (MHz)	Conducted Power (dBm)	Gain (dB)	EIRP (dBm)	EIRP (mW)	Limit (W)
631334	3470.01	24.87	-0.38	24.49	281.19	1
633334	3500.01	24.97	-0.38	24.59	287.74	1
635332	3529.98	24.86	-0.38	24.48	280.54	1

n77(3450-3550) 30M DFT-s-OFDM QPSK For PC3						
Channel	Frequency (MHz)	Conducted Power (dBm)	Gain (dB)	EIRP (dBm)	EIRP (mW)	Limit (W)
631000	3465	24.96	-0.38	24.58	287.08	1
633334	3500.01	24.86	-0.38	24.48	280.54	1
635666	3534.99	24.9	-0.38	24.52	283.14	1

n77(3450-3550) 20M DFT-s-OFDM QPSK For PC3						
Channel	Frequency (MHz)	Conducted Power (dBm)	Gain (dB)	EIRP (dBm)	EIRP (mW)	Limit (W)
630668	3460.02	24.98	-0.38	24.6	288.4	1
633334	3500.01	24.92	-0.38	24.54	284.45	1
636000	3540	24.85	-0.38	24.47	279.9	1

n77(3700-3980) 100M DFT-s-OFDM Pi/2 BPSK For PC3						
Channel	Frequency (MHz)	Conducted Power (dBm)	Gain (dB)	EIRP (dBm)	EIRP (mW)	Limit (W)
650000	3750	24.62	-0.38	24.24	265.46	1
656000	3840	24.61	-0.38	24.23	264.85	1
662000	3930	24.96	-0.38	24.58	287.08	1

n77(3700-3980) 100M DFT-s-OFDM QPSK For PC3						
Channel	Frequency (MHz)	Conducted Power (dBm)	Gain (dB)	EIRP (dBm)	EIRP (mW)	Limit (W)
650000	3750	24.88	-0.38	24.5	281.84	1
656000	3840	24.98	-0.38	24.6	288.4	1
662000	3930	25.3	-0.38	24.92	310.46	1

n77(3700-3980) 100M DFT-s-OFDM 16QAM For PC3						
Channel	Frequency (MHz)	Conducted Power (dBm)	Gain (dB)	EIRP (dBm)	EIRP (mW)	Limit (W)
650000	3750	24.59	-0.38	24.21	263.63	1
656000	3840	24.52	-0.38	24.14	259.42	1
662000	3930	24.87	-0.38	24.49	281.19	1

n77(3700-3980) 100M DFT-s-OFDM 64QAM For PC3						
Channel	Frequency (MHz)	Conducted Power (dBm)	Gain (dB)	EIRP (dBm)	EIRP (mW)	Limit (W)
650000	3750	23.77	-0.38	23.39	218.27	1
656000	3840	23.81	-0.38	23.43	220.29	1
662000	3930	24.07	-0.38	23.69	233.88	1

n77(3700-3980) 100M DFT-s-OFDM 256QAM For PC3						
Channel	Frequency (MHz)	Conducted Power (dBm)	Gain (dB)	EIRP (dBm)	EIRP (mW)	Limit (W)
650000	3750	23.12	-0.38	22.74	187.93	1
656000	3840	23.1	-0.38	22.72	187.07	1
662000	3930	23.29	-0.38	22.91	195.43	1

n77(3700-3980) 80M DFT-s-OFDM QPSK For PC3						
Channel	Frequency (MHz)	Conducted Power (dBm)	Gain (dB)	EIRP (dBm)	EIRP (mW)	Limit (W)
649334	3740.01	24.83	-0.38	24.45	278.61	1
656000	3840	24.91	-0.38	24.53	283.79	1
662666	3939.99	25.17	-0.38	24.79	301.3	1

n77(3700-3980) 60M DFT-s-OFDM QPSK For PC3						
Channel	Frequency (MHz)	Conducted Power (dBm)	Gain (dB)	EIRP (dBm)	EIRP (mW)	Limit (W)
648668	3730.02	24.73	-0.38	24.35	272.27	1
656000	3840	24.88	-0.38	24.5	281.84	1
663332	3949.98	25.24	-0.38	24.86	306.2	1

n77(3700-3980) 40M DFT-s-OFDM QPSK For PC3						
Channel	Frequency (MHz)	Conducted Power (dBm)	Gain (dB)	EIRP (dBm)	EIRP (mW)	Limit (W)
648000	3720	24.81	-0.38	24.43	277.33	1
656000	3840	24.94	-0.38	24.56	285.76	1
664000	3960	25.16	-0.38	24.78	300.61	1

n77(3700-3980) 30M DFT-s-OFDM QPSK For PC3						
Channel	Frequency (MHz)	Conducted Power (dBm)	Gain (dB)	EIRP (dBm)	EIRP (mW)	Limit (W)
647668	3715.02	24.81	-0.38	24.43	277.33	1
656000	3840	24.85	-0.38	24.47	279.9	1
664332	3964.98	25.19	-0.38	24.81	302.69	1

n77(3700-3980) 20M DFT-s-OFDM QPSK For PC3						
Channel	Frequency (MHz)	Conducted Power (dBm)	Gain (dB)	EIRP (dBm)	EIRP (mW)	Limit (W)
647334	3710.01	24.82	-0.38	24.44	277.97	1
656000	3840	24.92	-0.38	24.54	284.45	1
664666	3969.99	25.23	-0.38	24.85	305.49	1

n77(3450-3550) 100M DFT-s-OFDM Pi/2 BPSK For PC2						
Channel	Frequency (MHz)	Conducted Power (dBm)	Gain (dB)	EIRP (dBm)	EIRP (mW)	Limit (W)
633334	3500.01	26.77	-0.38	26.39	435.51	1

n77(3450-3550) 100M DFT-s-OFDM QPSK For PC2						
Channel	Frequency (MHz)	Conducted Power (dBm)	Gain (dB)	EIRP (dBm)	EIRP (mW)	Limit (W)
633334	3500.01	27	-0.38	26.62	459.2	1

n77(3450-3550) 100M DFT-s-OFDM 16QAM For PC2						
Channel	Frequency (MHz)	Conducted Power (dBm)	Gain (dB)	EIRP (dBm)	EIRP (mW)	Limit (W)
633334	3500.01	25.68	-0.38	25.3	338.84	1

n77(3450-3550) 100M DFT-s-OFDM 64QAM For PC2						
Channel	Frequency (MHz)	Conducted Power (dBm)	Gain (dB)	EIRP (dBm)	EIRP (mW)	Limit (W)
633334	3500.01	25.03	-0.38	24.65	291.74	1

n77(3450-3550) 100M DFT-s-OFDM 256QAM For PC2						
Channel	Frequency (MHz)	Conducted Power (dBm)	Gain (dB)	EIRP (dBm)	EIRP (mW)	Limit (W)
633334	3500.01	23.96	-0.38	23.58	228.03	1

n77(3450-3550) 80M DFT-s-OFDM QPSK For PC2						
Channel	Frequency (MHz)	Conducted Power (dBm)	Gain (dB)	EIRP (dBm)	EIRP (mW)	Limit (W)
632668	3490.02	26.89	-0.38	26.51	447.71	1
633334	3500.01	26.98	-0.38	26.6	457.09	1
634000	3510	26.97	-0.38	26.59	456.04	1

n77(3450-3550) 60M DFT-s-OFDM QPSK For PC2						
Channel	Frequency (MHz)	Conducted Power (dBm)	Gain (dB)	EIRP (dBm)	EIRP (mW)	Limit (W)
632000	3480	26.93	-0.38	26.55	451.86	1
633334	3500.01	26.87	-0.38	26.49	445.66	1
634666	3519.99	26.93	-0.38	26.55	451.86	1

n77(3450-3550) 40M DFT-s-OFDM QPSK For PC2						
Channel	Frequency (MHz)	Conducted Power (dBm)	Gain (dB)	EIRP (dBm)	EIRP (mW)	Limit (W)
631334	3470.01	26.86	-0.38	26.48	444.63	1
633334	3500.01	26.95	-0.38	26.57	453.94	1
635332	3529.98	26.98	-0.38	26.6	457.09	1

n77(3450-3550) 30M DFT-s-OFDM QPSK For PC2						
Channel	Frequency (MHz)	Conducted Power (dBm)	Gain (dB)	EIRP (dBm)	EIRP (mW)	Limit (W)
631000	3465	26.88	-0.38	26.5	446.68	1
633334	3500.01	26.96	-0.38	26.58	454.99	1
635666	3534.99	26.98	-0.38	26.6	457.09	1

n77(3450-3550) 20M DFT-s-OFDM QPSK For PC2						
Channel	Frequency (MHz)	Conducted Power (dBm)	Gain (dB)	EIRP (dBm)	EIRP (mW)	Limit (W)
630668	3460.02	26.88	-0.38	26.5	446.68	1
633334	3500.01	26.96	-0.38	26.58	454.99	1
636000	3540	26.9	-0.38	26.52	448.75	1

n77(3700-3980) 100M DFT-s-OFDM Pi/2 BPSK For PC2						
Channel	Frequency (MHz)	Conducted Power (dBm)	Gain (dB)	EIRP (dBm)	EIRP (mW)	Limit (W)
650000	3750	27.27	-0.38	26.89	488.65	1
656000	3840	27.52	-0.38	27.14	517.61	1
662000	3930	27.12	-0.38	26.74	472.06	1

n77(3700-3980) 100M DFT-s-OFDM QPSK For PC2						
Channel	Frequency (MHz)	Conducted Power (dBm)	Gain (dB)	EIRP (dBm)	EIRP (mW)	Limit (W)
650000	3750	27.28	-0.38	26.9	489.78	1
656000	3840	27.82	-0.38	27.44	554.63	1
662000	3930	27.43	-0.38	27.05	506.99	1

n77(3700-3980) 100M DFT-s-OFDM 16QAM For PC2						
Channel	Frequency (MHz)	Conducted Power (dBm)	Gain (dB)	EIRP (dBm)	EIRP (mW)	Limit (W)
650000	3750	26.57	-0.38	26.19	415.91	1
656000	3840	27.1	-0.38	26.72	469.89	1
662000	3930	26.62	-0.38	26.24	420.73	1

n77(3700-3980) 100M DFT-s-OFDM 64QAM For PC2						
Channel	Frequency (MHz)	Conducted Power (dBm)	Gain (dB)	EIRP (dBm)	EIRP (mW)	Limit (W)
650000	3750	25.4	-0.38	25.02	317.69	1
656000	3840	26.13	-0.38	25.75	375.84	1
662000	3930	25.62	-0.38	25.24	334.2	1

n77(3700-3980) 100M DFT-s-OFDM 256QAM For PC2						
Channel	Frequency (MHz)	Conducted Power (dBm)	Gain (dB)	EIRP (dBm)	EIRP (mW)	Limit (W)
650000	3750	24.49	-0.38	24.11	257.63	1
656000	3840	24.83	-0.38	24.45	278.61	1
662000	3930	24.36	-0.38	23.98	250.03	1

n77(3700-3980) 80M DFT-s-OFDM QPSK For PC2						
Channel	Frequency (MHz)	Conducted Power (dBm)	Gain (dB)	EIRP (dBm)	EIRP (mW)	Limit (W)
649334	3740.01	26.5	-0.38	26.12	409.26	1
656000	3840	27.69	-0.38	27.31	538.27	1
662666	3939.99	27.39	-0.38	27.01	502.34	1

n77(3700-3980) 60M DFT-s-OFDM QPSK For PC2						
Channel	Frequency (MHz)	Conducted Power (dBm)	Gain (dB)	EIRP (dBm)	EIRP (mW)	Limit (W)
648668	3730.02	26.61	-0.38	26.23	419.76	1
656000	3840	27.8	-0.38	27.42	552.08	1
663332	3949.98	27.31	-0.38	26.93	493.17	1

n77(3700-3980) 40M DFT-s-OFDM QPSK For PC2						
Channel	Frequency (MHz)	Conducted Power (dBm)	Gain (dB)	EIRP (dBm)	EIRP (mW)	Limit (W)
648000	3720	26.58	-0.38	26.2	416.87	1
656000	3840	27.8	-0.38	27.42	552.08	1
664000	3960	27.29	-0.38	26.91	490.91	1

n77(3700-3980) 30M DFT-s-OFDM QPSK For PC2						
Channel	Frequency (MHz)	Conducted Power (dBm)	Gain (dB)	EIRP (dBm)	EIRP (mW)	Limit (W)
647668	3715.02	26.56	-0.38	26.18	414.95	1
656000	3840	27.74	-0.38	27.36	544.5	1
664332	3964.98	27.39	-0.38	27.01	502.34	1

n77(3700-3980) 20M DFT-s-OFDM QPSK For PC2						
Channel	Frequency (MHz)	Conducted Power (dBm)	Gain (dB)	EIRP (dBm)	EIRP (mW)	Limit (W)
647334	3710.01	26.53	-0.38	26.15	412.1	1
656000	3840	27.74	-0.38	27.36	544.5	1
664666	3969.99	27.41	-0.38	27.03	504.66	1

n77(3450-3550) 100M CP-OFDM QPSK For PC3 (MIMO)						
Channel	Frequency (MHz)	Conducted Power (dBm)	Gain (dB)	EIRP (dBm)	EIRP (mW)	Limit (W)
633334	3500.01	23.87	3.63	27.5	562.34	1

n77(3450-3550) 100M CP-OFDM 16QAM For PC3 (MIMO)						
Channel	Frequency (MHz)	Conducted Power (dBm)	Gain (dB)	EIRP (dBm)	EIRP (mW)	Limit (W)
633334	3500.01	23.23	3.63	26.86	485.29	1

n77(3450-3550) 100M CP-OFDM 64QAM For PC3 (MIMO)						
Channel	Frequency (MHz)	Conducted Power (dBm)	Gain (dB)	EIRP (dBm)	EIRP (mW)	Limit (W)
633334	3500.01	21.95	3.63	25.58	361.41	1

n77(3450-3550) 100M CP-OFDM 256QAM For PC3 (MIMO)						
Channel	Frequency (MHz)	Conducted Power (dBm)	Gain (dB)	EIRP (dBm)	EIRP (mW)	Limit (W)
633334	3500.01	18.83	3.63	22.46	176.2	1

n77(3450-3550) 80M CP-OFDM QPSK For PC3 (MIMO)						
Channel	Frequency (MHz)	Conducted Power (dBm)	Gain (dB)	EIRP (dBm)	EIRP (mW)	Limit (W)
632668	3490.02	23.77	3.63	27.4	549.54	1
633334	3500.01	23.69	3.63	27.32	539.51	1
634000	3510	23.3	3.63	26.93	493.17	1

n77(3450-3550) 60M CP-OFDM QPSK For PC3 (MIMO)						
Channel	Frequency (MHz)	Conducted Power (dBm)	Gain (dB)	EIRP (dBm)	EIRP (mW)	Limit (W)
632000	3480	23.84	3.63	27.47	558.47	1
633334	3500.01	23.73	3.63	27.36	544.5	1
634666	3519.99	23.34	3.63	26.97	497.74	1

n77(3450-3550) 40M CP-OFDM QPSK For PC3 (MIMO)						
Channel	Frequency (MHz)	Conducted Power (dBm)	Gain (dB)	EIRP (dBm)	EIRP (mW)	Limit (W)
631334	3470.01	23.76	3.63	27.39	548.28	1
633334	3500.01	23.74	3.63	27.37	545.76	1
635332	3529.98	23.25	3.63	26.88	487.53	1

n77(3450-3550) 30M CP-OFDM QPSK For PC3 (MIMO)						
Channel	Frequency (MHz)	Conducted Power (dBm)	Gain (dB)	EIRP (dBm)	EIRP (mW)	Limit (W)
631000	3465	23.81	3.63	27.44	554.63	1
633334	3500.01	23.7	3.63	27.33	540.75	1
635666	3534.99	23.25	3.63	26.88	487.53	1

n77(3450-3550) 20M CP-OFDM QPSK For PC3 (MIMO)						
Channel	Frequency (MHz)	Conducted Power (dBm)	Gain (dB)	EIRP (dBm)	EIRP (mW)	Limit (W)
630668	3460.02	23.71	3.63	27.34	542	1
633334	3500.01	23.67	3.63	27.3	537.03	1
636000	3540	23.38	3.63	27.01	502.34	1

n77(3700-3980) 100M CP-OFDM QPSK For PC3 (MIMO)						
Channel	Frequency (MHz)	Conducted Power (dBm)	Gain (dB)	EIRP (dBm)	EIRP (mW)	Limit (W)
650000	3750	23.95	3.63	27.58	572.8	1
656000	3840	23.83	3.63	27.46	557.19	1
662000	3930	23.52	3.63	27.15	518.8	1

n77(3700-3980) 100M CP-OFDM 16QAM For PC3 (MIMO)						
Channel	Frequency (MHz)	Conducted Power (dBm)	Gain (dB)	EIRP (dBm)	EIRP (mW)	Limit (W)
650000	3750	23.69	3.63	27.32	539.51	1
656000	3840	23.53	3.63	27.16	520	1
662000	3930	23.17	3.63	26.8	478.63	1

n77(3700-3980) 100M CP-OFDM 64QAM For PC3 (MIMO)						
Channel	Frequency (MHz)	Conducted Power (dBm)	Gain (dB)	EIRP (dBm)	EIRP (mW)	Limit (W)
650000	3750	21.54	3.63	25.17	328.85	1
656000	3840	22.27	3.63	25.9	389.05	1
662000	3930	21.62	3.63	25.25	334.97	1

n77(3700-3980) 100M CP-OFDM 256QAM For PC3 (MIMO)						
Channel	Frequency (MHz)	Conducted Power (dBm)	Gain (dB)	EIRP (dBm)	EIRP (mW)	Limit (W)
650000	3750	19.15	3.63	22.78	189.67	1
656000	3840	19.1	3.63	22.73	187.5	1
662000	3930	18.72	3.63	22.35	171.79	1

n77(3700-3980) 80M CP-OFDM QPSK For PC3 (MIMO)						
Channel	Frequency (MHz)	Conducted Power (dBm)	Gain (dB)	EIRP (dBm)	EIRP (mW)	Limit (W)
649334	3740.01	23.85	3.63	27.48	559.76	1
656000	3840	23.82	3.63	27.45	555.9	1
662666	3939.99	23.4	3.63	27.03	504.66	1

n77(3700-3980) 60M CP-OFDM QPSK For PC3 (MIMO)						
Channel	Frequency (MHz)	Conducted Power (dBm)	Gain (dB)	EIRP (dBm)	EIRP (mW)	Limit (W)
648668	3730.02	23.94	3.63	27.57	571.48	1
656000	3840	23.7	3.63	27.33	540.75	1
663332	3949.98	23.4	3.63	27.03	504.66	1

n77(3700-3980) 40M CP-OFDM QPSK For PC3 (MIMO)						
Channel	Frequency (MHz)	Conducted Power (dBm)	Gain (dB)	EIRP (dBm)	EIRP (mW)	Limit (W)
648000	3720	23.8	3.63	27.43	553.35	1
656000	3840	23.78	3.63	27.41	550.81	1
664000	3960	23.45	3.63	27.08	510.5	1

n77(3700-3980) 30M CP-OFDM QPSK For PC3 (MIMO)						
Channel	Frequency (MHz)	Conducted Power (dBm)	Gain (dB)	EIRP (dBm)	EIRP (mW)	Limit (W)
647668	3715.02	23.88	3.63	27.51	563.64	1
656000	3840	23.7	3.63	27.33	540.75	1
664332	3964.98	23.43	3.63	27.06	508.16	1

n77(3700-3980) 20M CP-OFDM QPSK For PC3 (MIMO)						
Channel	Frequency (MHz)	Conducted Power (dBm)	Gain (dB)	EIRP (dBm)	EIRP (mW)	Limit (W)
647334	3710.01	23.81	3.63	27.44	554.63	1
656000	3840	23.81	3.63	27.44	554.63	1
664666	3969.99	23.45	3.63	27.08	510.5	1

n77(3450-3550) 100M CP-OFDM QPSK For PC2 (MIMO)						
Channel	Frequency (MHz)	Conducted Power (dBm)	Gain (dB)	EIRP (dBm)	EIRP (mW)	Limit (W)
633334	3500.01	24.48	3.63	28.11	647.14	1

n77(3450-3550) 100M CP-OFDM 16QAM For PC2 (MIMO)						
Channel	Frequency (MHz)	Conducted Power (dBm)	Gain (dB)	EIRP (dBm)	EIRP (mW)	Limit (W)
633334	3500.01	23.24	3.63	26.87	486.41	1

n77(3450-3550) 100M CP-OFDM 64QAM For PC2 (MIMO)						
Channel	Frequency (MHz)	Conducted Power (dBm)	Gain (dB)	EIRP (dBm)	EIRP (mW)	Limit (W)
633334	3500.01	21.78	3.63	25.41	347.54	1

n77(3450-3550) 100M CP-OFDM 256QAM For PC2 (MIMO)						
Channel	Frequency (MHz)	Conducted Power (dBm)	Gain (dB)	EIRP (dBm)	EIRP (mW)	Limit (W)
633334	3500.01	18.75	3.63	22.38	172.98	1

n77(3450-3550) 80M CP-OFDM QPSK For PC2 (MIMO)						
Channel	Frequency (MHz)	Conducted Power (dBm)	Gain (dB)	EIRP (dBm)	EIRP (mW)	Limit (W)
632668	3490.02	24.38	3.63	28.01	632.41	1
633334	3500.01	24.21	3.63	27.84	608.14	1
634000	3510	23.84	3.63	27.47	558.47	1

n77(3450-3550) 60M CP-OFDM QPSK For PC2 (MIMO)						
Channel	Frequency (MHz)	Conducted Power (dBm)	Gain (dB)	EIRP (dBm)	EIRP (mW)	Limit (W)
632000	3480	24.39	3.63	28.02	633.87	1
633334	3500.01	24.18	3.63	27.81	603.95	1
634666	3519.99	23.91	3.63	27.54	567.54	1

n77(3450-3550) 40M CP-OFDM QPSK For PC2 (MIMO)						
Channel	Frequency (MHz)	Conducted Power (dBm)	Gain (dB)	EIRP (dBm)	EIRP (mW)	Limit (W)
631334	3470.01	24.36	3.63	27.99	629.51	1
633334	3500.01	24.32	3.63	27.95	623.73	1
635332	3529.98	23.87	3.63	27.5	562.34	1

n77(3450-3550) 30M CP-OFDM QPSK For PC2 (MIMO)						
Channel	Frequency (MHz)	Conducted Power (dBm)	Gain (dB)	EIRP (dBm)	EIRP (mW)	Limit (W)
631000	3465	24.31	3.63	27.94	622.3	1
633334	3500.01	24.31	3.63	27.94	622.3	1
635666	3534.99	23.9	3.63	27.53	566.24	1

n77(3450-3550) 20M CP-OFDM QPSK For PC2 (MIMO)						
Channel	Frequency (MHz)	Conducted Power (dBm)	Gain (dB)	EIRP (dBm)	EIRP (mW)	Limit (W)
630668	3460.02	24.33	3.63	27.96	625.17	1
633334	3500.01	24.29	3.63	27.92	619.44	1
636000	3540	23.87	3.63	27.5	562.34	1

n77(3700-3980) 100M CP-OFDM QPSK For PC2 (MIMO)						
Channel	Frequency (MHz)	Conducted Power (dBm)	Gain (dB)	EIRP (dBm)	EIRP (mW)	Limit (W)
650000	3750	24.45	3.63	28.08	642.69	1
656000	3840	24.33	3.63	27.96	625.17	1
662000	3930	23.97	3.63	27.6	575.44	1

n77(3700-3980) 100M CP-OFDM 16QAM For PC2 (MIMO)						
Channel	Frequency (MHz)	Conducted Power (dBm)	Gain (dB)	EIRP (dBm)	EIRP (mW)	Limit (W)
650000	3750	23.62	3.63	27.25	530.88	1
656000	3840	23.58	3.63	27.21	526.02	1
662000	3930	23.13	3.63	26.76	474.24	1

n77(3700-3980) 100M CP-OFDM 64QAM For PC2 (MIMO)						
Channel	Frequency (MHz)	Conducted Power (dBm)	Gain (dB)	EIRP (dBm)	EIRP (mW)	Limit (W)
650000	3750	22.29	3.63	25.92	390.84	1
656000	3840	22.23	3.63	25.86	385.48	1
662000	3930	21.83	3.63	25.46	351.56	1

n77(3700-3980) 100M CP-OFDM 256QAM For PC2 (MIMO)						
Channel	Frequency (MHz)	Conducted Power (dBm)	Gain (dB)	EIRP (dBm)	EIRP (mW)	Limit (W)
650000	3750	19.17	3.63	22.8	190.55	1
656000	3840	19.12	3.63	22.75	188.36	1
662000	3930	18.73	3.63	22.36	172.19	1

n77(3700-3980) 80M CP-OFDM QPSK For PC2 (MIMO)						
Channel	Frequency (MHz)	Conducted Power (dBm)	Gain (dB)	EIRP (dBm)	EIRP (mW)	Limit (W)
649334	3740.01	24.33	3.63	27.96	625.17	1
656000	3840	24.22	3.63	27.85	609.54	1
662666	3939.99	23.82	3.63	27.45	555.9	1

n77(3700-3980) 60M CP-OFDM QPSK For PC2 (MIMO)						
Channel	Frequency (MHz)	Conducted Power (dBm)	Gain (dB)	EIRP (dBm)	EIRP (mW)	Limit (W)
648668	3730.02	24.43	3.63	28.06	639.73	1
656000	3840	24.24	3.63	27.87	612.35	1
663332	3949.98	23.95	3.63	27.58	572.8	1

n77(3700-3980) 40M CP-OFDM QPSK For PC2 (MIMO)						
Channel	Frequency (MHz)	Conducted Power (dBm)	Gain (dB)	EIRP (dBm)	EIRP (mW)	Limit (W)
648000	3720	24.41	3.63	28.04	636.8	1
656000	3840	24.29	3.63	27.92	619.44	1
664000	3960	23.82	3.63	27.45	555.9	1

n77(3700-3980) 30M CP-OFDM QPSK For PC2 (MIMO)						
Channel	Frequency (MHz)	Conducted Power (dBm)	Gain (dB)	EIRP (dBm)	EIRP (mW)	Limit (W)
647668	3715.02	24.31	3.63	27.94	622.3	1
656000	3840	24.3	3.63	27.93	620.87	1
664332	3964.98	23.94	3.63	27.57	571.48	1

n77(3700-3980) 20M CP-OFDM QPSK For PC2 (MIMO)						
Channel	Frequency (MHz)	Conducted Power (dBm)	Gain (dB)	EIRP (dBm)	EIRP (mW)	Limit (W)
647334	3710.01	24.35	3.63	27.98	628.06	1
656000	3840	24.31	3.63	27.94	622.3	1
664666	3969.99	23.88	3.63	27.51	563.64	1

N78

n78(3450-3550) 100M DFT-s-OFDM Pi/2 BPSK For PC3						
Channel	Frequency (MHz)	Conducted Power (dBm)	Gain (dB)	EIRP (dBm)	EIRP (mW)	Limit (W)
633334	3500.01	25.08	-0.38	24.7	295.12	1

n78(3450-3550) 100M DFT-s-OFDM QPSK For PC3						
Channel	Frequency (MHz)	Conducted Power (dBm)	Gain (dB)	EIRP (dBm)	EIRP (mW)	Limit (W)
633334	3500.01	25.19	-0.38	24.81	302.69	1

n78(3450-3550) 100M DFT-s-OFDM 16QAM For PC3						
Channel	Frequency (MHz)	Conducted Power (dBm)	Gain (dB)	EIRP (dBm)	EIRP (mW)	Limit (W)
633334	3500.01	25.03	-0.38	24.65	291.74	1

n78(3450-3550) 100M DFT-s-OFDM 64QAM For PC3						
Channel	Frequency (MHz)	Conducted Power (dBm)	Gain (dB)	EIRP (dBm)	EIRP (mW)	Limit (W)
633334	3500.01	24.4	-0.38	24.02	252.35	1

n78(3450-3550) 100M DFT-s-OFDM 256QAM For PC3						
Channel	Frequency (MHz)	Conducted Power (dBm)	Gain (dB)	EIRP (dBm)	EIRP (mW)	Limit (W)
633334	3500.01	23.18	-0.38	22.8	190.55	1

n78(3450-3550) 90M DFT-s-OFDM QPSK For PC3						
Channel	Frequency (MHz)	Conducted Power (dBm)	Gain (dB)	EIRP (dBm)	EIRP (mW)	Limit (W)
633000	3495	25.16	-0.38	24.78	300.61	1
633334	3500.01	25.06	-0.38	24.68	293.76	1
633666	3504.99	25.14	-0.38	24.76	299.23	1

n78(3450-3550) 80M DFT-s-OFDM QPSK For PC3						
Channel	Frequency (MHz)	Conducted Power (dBm)	Gain (dB)	EIRP (dBm)	EIRP (mW)	Limit (W)
632668	3490.02	25.05	-0.38	24.67	293.09	1
633334	3500.01	25.16	-0.38	24.78	300.61	1
634000	3510	25.09	-0.38	24.71	295.8	1

n78(3450-3550) 70M DFT-s-OFDM QPSK For PC3						
Channel	Frequency (MHz)	Conducted Power (dBm)	Gain (dB)	EIRP (dBm)	EIRP (mW)	Limit (W)
632334	3485.01	25.06	-0.38	24.68	293.76	1
633334	3500.01	25.15	-0.38	24.77	299.92	1
634332	3514.98	25.07	-0.38	24.69	294.44	1

n78(3450-3550) 60M DFT-s-OFDM QPSK For PC3						
Channel	Frequency (MHz)	Conducted Power (dBm)	Gain (dB)	EIRP (dBm)	EIRP (mW)	Limit (W)
632000	3480	25.05	-0.38	24.67	293.09	1
633334	3500.01	25.15	-0.38	24.77	299.92	1
634666	3519.99	25.12	-0.38	24.74	297.85	1

n78(3450-3550) 50M DFT-s-OFDM QPSK For PC3						
Channel	Frequency (MHz)	Conducted Power (dBm)	Gain (dB)	EIRP (dBm)	EIRP (mW)	Limit (W)
631668	3475.02	25.07	-0.38	24.69	294.44	1
633334	3500.01	25.11	-0.38	24.73	297.17	1
635000	3525	25.1	-0.38	24.72	296.48	1

n78(3450-3550) 40M DFT-s-OFDM QPSK For PC3						
Channel	Frequency (MHz)	Conducted Power (dBm)	Gain (dB)	EIRP (dBm)	EIRP (mW)	Limit (W)
631334	3470.01	25.05	-0.38	24.67	293.09	1
633334	3500.01	25.16	-0.38	24.78	300.61	1
635332	3529.98	25.1	-0.38	24.72	296.48	1

n78(3450-3550) 30M DFT-s-OFDM QPSK For PC3						
Channel	Frequency (MHz)	Conducted Power (dBm)	Gain (dB)	EIRP (dBm)	EIRP (mW)	Lmit (W)
631000	3465	25.18	-0.38	24.8	302	1
633334	3500.01	25.05	-0.38	24.67	293.09	1
635666	3534.99	25.14	-0.38	24.76	299.23	1

n78(3450-3550) 20M DFT-s-OFDM QPSK For PC3						
Channel	Frequency (MHz)	Conducted Power (dBm)	Gain (dB)	EIRP (dBm)	EIRP (mW)	Lmit (W)
630668	3460.02	25.16	-0.38	24.78	300.61	1
633334	3500.01	25.05	-0.38	24.67	293.09	1
636000	3540	25.18	-0.38	24.8	302	1

n78(3450-3550) 100M DFT-s-OFDM Pi/2 BPSK For PC2						
Channel	Frequency (MHz)	Conducted Power (dBm)	Gain (dB)	EIRP (dBm)	EIRP (mW)	Limit (W)
633334	3500.01	26.64	-0.38	26.26	422.67	1

n78(3450-3550) 100M DFT-s-OFDM QPSK For PC2						
Channel	Frequency (MHz)	Conducted Power (dBm)	Gain (dB)	EIRP (dBm)	EIRP (mW)	Limit (W)
633334	3500.01	27.13	-0.38	26.75	473.15	1

n78(3450-3550) 100M DFT-s-OFDM 16QAM For PC2						
Channel	Frequency (MHz)	Conducted Power (dBm)	Gain (dB)	EIRP (dBm)	EIRP (mW)	Limit (W)
633334	3500.01	26	-0.38	25.62	364.75	1

n78(3450-3550) 100M DFT-s-OFDM 64QAM For PC2						
Channel	Frequency (MHz)	Conducted Power (dBm)	Gain (dB)	EIRP (dBm)	EIRP (mW)	Limit (W)
633334	3500.01	25.11	-0.38	24.73	297.17	1

n78(3450-3550) 100M DFT-s-OFDM 256QAM For PC2						
Channel	Frequency (MHz)	Conducted Power (dBm)	Gain (dB)	EIRP (dBm)	EIRP (mW)	Limit (W)
633334	3500.01	23.51	-0.38	23.13	205.59	1

n78(3450-3550) 90M DFT-s-OFDM QPSK For PC2						
Channel	Frequency (MHz)	Conducted Power (dBm)	Gain (dB)	EIRP (dBm)	EIRP (mW)	Limit (W)
633000	3495	26.97	-0.38	26.59	456.04	1
633334	3500.01	26.97	-0.38	26.59	456.04	1
633666	3504.99	26.99	-0.38	26.61	458.14	1

n78(3450-3550) 80M DFT-s-OFDM QPSK For PC2						
Channel	Frequency (MHz)	Conducted Power (dBm)	Gain (dB)	EIRP (dBm)	EIRP (mW)	Limit (W)
632668	3490.02	27.08	-0.38	26.7	467.74	1
633334	3500.01	27.1	-0.38	26.72	469.89	1
634000	3510	26.99	-0.38	26.61	458.14	1

n78(3450-3550) 70M DFT-s-OFDM QPSK For PC2						
Channel	Frequency (MHz)	Conducted Power (dBm)	Gain (dB)	EIRP (dBm)	EIRP (mW)	Limit (W)
632334	3485.01	26.99	-0.38	26.61	458.14	1
633334	3500.01	27.01	-0.38	26.63	460.26	1
634332	3514.98	27	-0.38	26.62	459.2	1

n78(3450-3550) 60M DFT-s-OFDM QPSK For PC2						
Channel	Frequency (MHz)	Conducted Power (dBm)	Gain (dB)	EIRP (dBm)	EIRP (mW)	Limit (W)
632000	3480	27.1	-0.38	26.72	469.89	1
633334	3500.01	27.02	-0.38	26.64	461.32	1
634666	3519.99	27	-0.38	26.62	459.2	1

n78(3450-3550) 50M DFT-s-OFDM QPSK For PC2						
Channel	Frequency (MHz)	Conducted Power (dBm)	Gain (dB)	EIRP (dBm)	EIRP (mW)	Limit (W)
631668	3475.02	26.99	-0.38	26.61	458.14	1
633334	3500.01	26.97	-0.38	26.59	456.04	1
635000	3525	27.08	-0.38	26.7	467.74	1

n78(3450-3550) 40M DFT-s-OFDM QPSK For PC2						
Channel	Frequency (MHz)	Conducted Power (dBm)	Gain (dB)	EIRP (dBm)	EIRP (mW)	Limit (W)
631334	3470.01	27.05	-0.38	26.67	464.52	1
633334	3500.01	26.96	-0.38	26.58	454.99	1
635332	3529.98	27.1	-0.38	26.72	469.89	1

n78(3450-3550) 30M DFT-s-OFDM QPSK For PC2						
Channel	Frequency (MHz)	Conducted Power (dBm)	Gain (dB)	EIRP (dBm)	EIRP (mW)	Lmit (W)
631000	3465	27	-0.38	26.62	459.2	1
633334	3500.01	27.06	-0.38	26.68	465.59	1
635666	3534.99	26.98	-0.38	26.6	457.09	1

n78(3450-3550) 20M DFT-s-OFDM QPSK For PC2						
Channel	Frequency (MHz)	Conducted Power (dBm)	Gain (dB)	EIRP (dBm)	EIRP (mW)	Lmit (W)
630668	3460.02	27.07	-0.38	26.69	466.66	1
633334	3500.01	27.01	-0.38	26.63	460.26	1
636000	3540	27.05	-0.38	26.67	464.52	1

n78(3450-3550) 100M CP-OFDM QPSK For PC3 (MIMO)						
Channel	Frequency (MHz)	Conducted Power (dBm)	Gain (dB)	EIRP (dBm)	EIRP (mW)	Limit (W)
633334	3500.01	23.91	3.63	27.54	567.54	1

n78(3450-3550) 100M CP-OFDM 16QAM For PC3 (MIMO)						
Channel	Frequency (MHz)	Conducted Power (dBm)	Gain (dB)	EIRP (dBm)	EIRP (mW)	Limit (W)
633334	3500.01	23.46	3.63	27.09	511.68	1

n78(3450-3550) 100M CP-OFDM 64QAM For PC3 (MIMO)						
Channel	Frequency (MHz)	Conducted Power (dBm)	Gain (dB)	EIRP (dBm)	EIRP (mW)	Limit (W)
633334	3500.01	22.16	3.63	25.79	379.31	1

n78(3450-3550) 100M CP-OFDM 256QAM For PC3 (MIMO)						
Channel	Frequency (MHz)	Conducted Power (dBm)	Gain (dB)	EIRP (dBm)	EIRP (mW)	Limit (W)
633334	3500.01	19.04	3.63	22.67	184.93	1

n78(3450-3550) 90M CP-OFDM QPSK For PC3 (MIMO)						
Channel	Frequency (MHz)	Conducted Power (dBm)	Gain (dB)	EIRP (dBm)	EIRP (mW)	Limit (W)
633000	3495	23.74	3.63	27.37	545.76	1
633334	3500.01	23.86	3.63	27.49	561.05	1
633666	3504.99	23.25	3.63	26.88	487.53	1

n78(3450-3550) 80M CP-OFDM QPSK For PC3 (MIMO)						
Channel	Frequency (MHz)	Conducted Power (dBm)	Gain (dB)	EIRP (dBm)	EIRP (mW)	Limit (W)
632668	3490.02	23.81	3.63	27.44	554.63	1
633334	3500.01	23.76	3.63	27.39	548.28	1
634000	3510	23.32	3.63	26.95	495.45	1

n78(3450-3550) 70M CP-OFDM QPSK For PC3 (MIMO)						
Channel	Frequency (MHz)	Conducted Power (dBm)	Gain (dB)	EIRP (dBm)	EIRP (mW)	Limit (W)
632334	3485.01	23.82	3.63	27.45	555.9	1
633334	3500.01	23.86	3.63	27.49	561.05	1
634332	3514.98	23.36	3.63	26.99	500.03	1

n78(3450-3550) 60M CP-OFDM QPSK For PC3 (MIMO)						
Channel	Frequency (MHz)	Conducted Power (dBm)	Gain (dB)	EIRP (dBm)	EIRP (mW)	Limit (W)
632000	3480	23.83	3.63	27.46	557.19	1
633334	3500.01	23.84	3.63	27.47	558.47	1
634666	3519.99	23.27	3.63	26.9	489.78	1

n78(3450-3550) 50M CP-OFDM QPSK For PC3 (MIMO)						
Channel	Frequency (MHz)	Conducted Power (dBm)	Gain (dB)	EIRP (dBm)	EIRP (mW)	Limit (W)
631668	3475.02	23.7	3.63	27.33	540.75	1
633334	3500.01	23.84	3.63	27.47	558.47	1
635000	3525	23.33	3.63	26.96	496.59	1

n78(3450-3550) 40M CP-OFDM QPSK For PC3 (MIMO)						
Channel	Frequency (MHz)	Conducted Power (dBm)	Gain (dB)	EIRP (dBm)	EIRP (mW)	Limit (W)
631334	3470.01	23.78	3.63	27.41	550.81	1
633334	3500.01	23.88	3.63	27.51	563.64	1
635332	3529.98	23.36	3.63	26.99	500.03	1

n78(3450-3550) 30M CP-OFDM QPSK For PC3 (MIMO)						
Channel	Frequency (MHz)	Conducted Power (dBm)	Gain (dB)	EIRP (dBm)	EIRP (mW)	Lmit (W)
631000	3465	23.73	3.63	27.36	544.5	1
633334	3500.01	23.85	3.63	27.48	559.76	1
635666	3534.99	23.35	3.63	26.98	498.88	1

n78(3450-3550) 20M CP-OFDM QPSK For PC3 (MIMO)						
Channel	Frequency (MHz)	Conducted Power (dBm)	Gain (dB)	EIRP (dBm)	EIRP (mW)	Lmit (W)
630668	3460.02	23.83	3.63	27.46	557.19	1
633334	3500.01	23.84	3.63	27.47	558.47	1
636000	3540	23.36	3.63	26.99	500.03	1

n78(3450-3550) 100M CP-OFDM QPSK For PC2 (MIMO)						
Channel	Frequency (MHz)	Conducted Power (dBm)	Gain (dB)	EIRP (dBm)	EIRP (mW)	Limit (W)
633334	3500.01	24.42	3.63	28.05	638.26	1

n78(3450-3550) 100M CP-OFDM 16QAM For PC2 (MIMO)						
Channel	Frequency (MHz)	Conducted Power (dBm)	Gain (dB)	EIRP (dBm)	EIRP (mW)	Limit (W)
633334	3500.01	23.57	3.63	27.2	524.81	1

n78(3450-3550) 100M CP-OFDM 64QAM For PC2 (MIMO)						
Channel	Frequency (MHz)	Conducted Power (dBm)	Gain (dB)	EIRP (dBm)	EIRP (mW)	Limit (W)
633334	3500.01	22.17	3.63	25.8	380.19	1

n78(3450-3550) 100M CP-OFDM 256QAM For PC2 (MIMO)						
Channel	Frequency (MHz)	Conducted Power (dBm)	Gain (dB)	EIRP (dBm)	EIRP (mW)	Limit (W)
633334	3500.01	19.05	3.63	22.68	185.35	1

n78(3450-3550) 90M CP-OFDM QPSK For PC2 (MIMO)						
Channel	Frequency (MHz)	Conducted Power (dBm)	Gain (dB)	EIRP (dBm)	EIRP (mW)	Limit (W)
633000	3495	23.99	3.63	27.62	578.1	1
633334	3500.01	24.27	3.63	27.9	616.6	1
633666	3504.99	24.07	3.63	27.7	588.84	1

n78(3450-3550) 80M CP-OFDM QPSK For PC2 (MIMO)						
Channel	Frequency (MHz)	Conducted Power (dBm)	Gain (dB)	EIRP (dBm)	EIRP (mW)	Limit (W)
632668	3490.02	24.01	3.63	27.64	580.76	1
633334	3500.01	24.34	3.63	27.97	626.61	1
634000	3510	24.01	3.63	27.64	580.76	1

n78(3450-3550) 70M CP-OFDM QPSK For PC2 (MIMO)						
Channel	Frequency (MHz)	Conducted Power (dBm)	Gain (dB)	EIRP (dBm)	EIRP (mW)	Limit (W)
632334	3485.01	23.98	3.63	27.61	576.77	1
633334	3500.01	24.4	3.63	28.03	635.33	1
634332	3514.98	24.03	3.63	27.66	583.45	1

n78(3450-3550) 60M CP-OFDM QPSK For PC2 (MIMO)						
Channel	Frequency (MHz)	Conducted Power (dBm)	Gain (dB)	EIRP (dBm)	EIRP (mW)	Limit (W)
632000	3480	23.96	3.63	27.59	574.12	1
633334	3500.01	24.34	3.63	27.97	626.61	1
634666	3519.99	24.1	3.63	27.73	592.93	1

n78(3450-3550) 50M CP-OFDM QPSK For PC2 (MIMO)						
Channel	Frequency (MHz)	Conducted Power (dBm)	Gain (dB)	EIRP (dBm)	EIRP (mW)	Limit (W)
631668	3475.02	23.95	3.63	27.58	572.8	1
633334	3500.01	24.36	3.63	27.99	629.51	1
635000	3525	24.05	3.63	27.68	586.14	1

n78(3450-3550) 40M CP-OFDM QPSK For PC2 (MIMO)						
Channel	Frequency (MHz)	Conducted Power (dBm)	Gain (dB)	EIRP (dBm)	EIRP (mW)	Limit (W)
631334	3470.01	23.94	3.63	27.57	571.48	1
633334	3500.01	24.4	3.63	28.03	635.33	1
635332	3529.98	24.03	3.63	27.66	583.45	1

n78(3450-3550) 30M CP-OFDM QPSK For PC2 (MIMO)						
Channel	Frequency (MHz)	Conducted Power (dBm)	Gain (dB)	EIRP (dBm)	EIRP (mW)	Lmit (W)
631000	3465	24.01	3.63	27.64	580.76	1
633334	3500.01	24.35	3.63	27.98	628.06	1
635666	3534.99	24.09	3.63	27.72	591.56	1

n78(3450-3550) 20M CP-OFDM QPSK For PC2 (MIMO)						
Channel	Frequency (MHz)	Conducted Power (dBm)	Gain (dB)	EIRP (dBm)	EIRP (mW)	Lmit (W)
630668	3460.02	24	3.63	27.63	579.43	1
633334	3500.01	24.38	3.63	28.01	632.41	1
636000	3540	23.98	3.63	27.61	576.77	1

3.2 FREQUENCY STABILITY MEASUREMENT

3.2.1 LIMITS OF FREQUENCY STABILIITY MEASUREMENT

The frequency stability shall be sufficient to ensure that the fundamental emissions stay within the authorized bands of operation.

3.2.2 TEST PROCEDURE

a. Device is placed at the oven room. The oven room could control the temperatures and humidity. Power warms up is at least 15 min and power applied should perform before recording frequency error.
b. EUT is connected the external power supply to control the DC input power. The test voltage range is from minimum to maximum working voltage. Each step shall be recording the frequency error rate.
c. The temperature range step is 10 degrees in this test items. All temperature levels shall be holding the ±0.5℃ during the measurement testing. Each temperature step shall be at least 0.5 hours, consider the EUT could be test under the stability condition.

NOTE: The frequency error was recorded frequency error from the communication simulator.

3.2.3 TEST SETUP

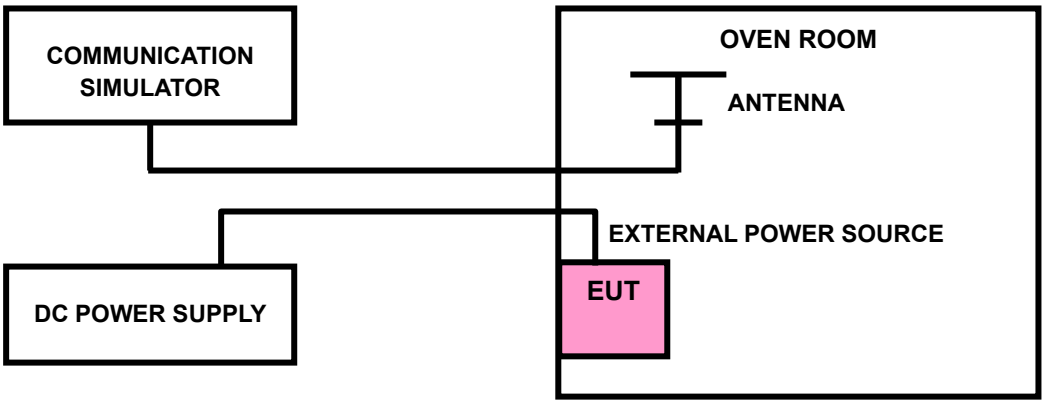

3.2.4 TEST RESULTS

Please Refer to Appendix K Of this test report.

Note: VL = Low voltage(3.4V); VN/NV = Normal voltage(3.8V); VH = High voltage(4.35V);
NT = Normal temperature (25℃)

3.3 OCCUPIED BANDWIDTH MEASUREMENT

3.3.1 LIMITS OF OCCUPIED BANDWIDTH MEASUREMENT

The width of a frequency band such that, below the lower and above the upper frequency limits, the mean powers emitted are each equal to a specified percentage 0.5 %of the total mean power of a given emission.

3.3.2 TEST SETUP

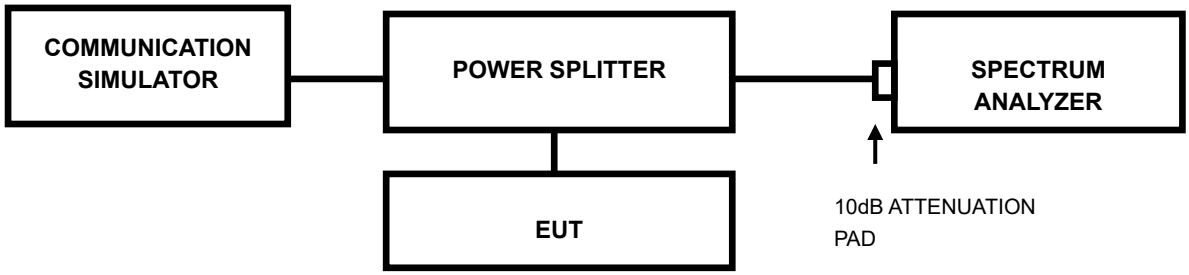

3.3.3 TEST PROCEDURES

a. The conducted occupied bandwidth used the power splitter via EUT RF power connector between simulation base station and spectrum analyzer.
b. Use OBW measurement function of Spectrum analyzer to measure 99 % occupied bandwidth.

3.3.4 TEST RESULTS

Please Refer to Appendix K Of this test report.

3.4 BAND EDGE MEASUREMENT

3.4.1 LIMITS OF BAND EDGE MEASUREMENT

Power of any emission outside of the authorized operating frequency ranges must be attenuated below the transmitting power (P) by a factor of at least 43 + 10 log(P) dB. In the 1 MHz bands immediately outside and adjacent to the frequency block a resolution bandwidth of at least one percent of the emission bandwidth of the fundamental emission of the transmitter may be employed.(n2/n5/n25/n66)

According to FCC 27.53(g) specified that For operations in the 600 MHz band and the 698-746 MHz band, the power of any emission outside a licensee's frequency band(s) of operation shall be attenuated below the transmitter power (P) within the licensed band(s) of operation, measured in watts, by at least 43 + 10 log (P) dB. However, in the 100 kilohertz bands immediately outside and adjacent to a licensee's frequency block, a resolution bandwidth of at least 30 kHz may be employed. (n71)

According to FCC 27.53(m)(4) specified that For mobile digital stations, the attenuation factor shall be not less than 40 + 10 log (P) dB on all frequencies between the channel edge and 5 megahertz from the channel edge, 43 + 10 log (P) dB on all frequencies between 5 megahertz and X megahertz from the channel edge, and 55 + 10 log (P) dB on all frequencies more than X megahertz from the channel edge, where X is the greater of 6 megahertz or the actual emission bandwidth as defined in paragraph (m)(6) of this section. In addition, the attenuation factor shall not be less that 43 + 10 log (P) dB on all frequencies between 2490.5 MHz and 2496 MHz and 55 + 10 log (P) dB at or below 2490.5 MHz. Mobile Satellite Service licensees operating on frequencies below 2495 MHz may also submit a documented interference complaint against BRS licensees operating on channel BRS Channel 1 on the same terms and conditions as adjacent channel BRS or EBS licensees. For mobile digital stations, in the 1-megahertz bands immediately outside and adjacent to the frequency block a resolution bandwidth of at least two percent may be employed.(n7/n41)

According to FCC 27.53(l)(2) specified that For mobile operations in the 3700-3980 MHz band, the conducted power of any emission outside the licensee's authorized bandwidth shall not exceed −13 dBm/MHz. Compliance with this paragraph (l)(2) is based on the use of measurement instrumentation employing a resolution bandwidth of 1 megahertz or greater. However, in the 1-megahertz bands immediately outside and adjacent to the licensee's frequency block, the minimum resolution bandwidth for the measurement shall be either one percent of the emission bandwidth of the fundamental emission of the transmitter or 350 kHz. In the bands between 1 and 5 MHz removed from the licensee's frequency block, the minimum resolution bandwidth for the measurement shall be 500 kHz.(n77/n78)

According to FCC 27.53(n)(2) specified that For mobile operations in the 3450-3550 MHz band, the conducted power of any emission outside the licensee's authorized bandwidth shall not exceed −13 dBm/MHz. Compliance with this paragraph (n)(2) is based on the use of measurement instrumentation employing a resolution bandwidth of 1 megahertz or greater.

However, in the 1-megahertz bands immediately outside and adjacent to the licensee's frequency block, a resolution bandwidth of at least one percent of the emission bandwidth of the fundamental emission of the transmitter may be employed but limited to a maximum of 200 kHz. In the bands between 1 and 5 MHz removed from the licensee's frequency block, the minimum resolution bandwidth for the measurement shall be 500 kHz. The emission bandwidth is defined as the width of the signal between two points, one below the carrier center frequency and one above the carrier center frequency, outside of which all emissions are attenuated at least 26 dB below the transmitter power.

3.4.2 TEST SETUP

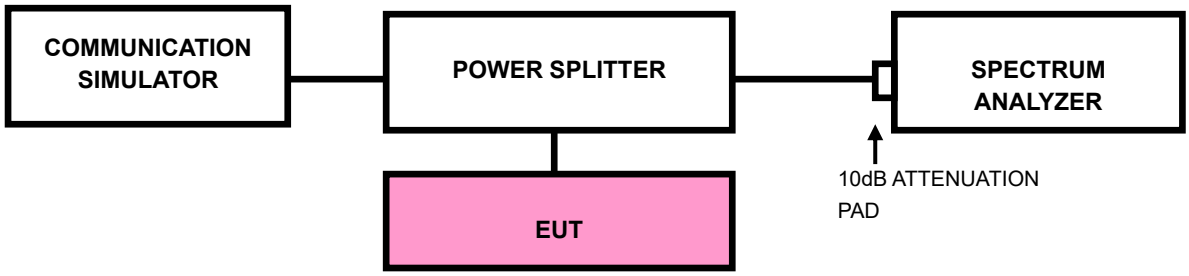

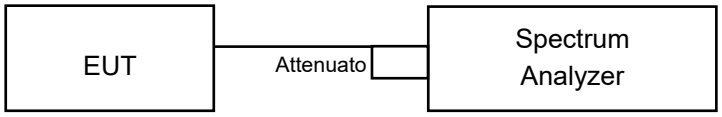

3.4.3 TEST PROCEDURES

a) Connect the transmitter to the spectrum analyzer via coaxial cable while ensuring proper impedance matching.

b) Tune the analyzer to the nominal center frequency of the emission bandwidth (EBW).

c) Set the resolution bandwidth (RBW) ≧ 1% EBW in the 1MHz band immediately outside and adjacent to the band edge.

d) Beyond the 1MHz band from the band edge, RBW=1MHz was used.

e) Set the video bandwidth (VBW) to ≧3 x RBW.

f) Select the average power (RMS) display detector.

g) Set the number of measurement points to ≧ 1001.

h) Use auto-coupled sweep time.

i) Perform the measurement over an interval of time when the transmission is continuous and at its maximum power level.

j) The RF fundamental frequency should be excluded against the limit line in the operating frequency band and use RBW is10KHz or 100KHz.

k) Record the max trace plot into the test report.

3.4.4 TEST RESULTS

Please Refer to Appendix K Of this test report.

3.5 CONDUCTED SPURIOUS EMISSIONS

3.5.1 LIMITS OF CONDUCTED SPURIOUS EMISSIONS MEASUREMENT

The power of any emission outside a licensee's frequency block shall be attenuated below the transmitter power (P) by at least 43 +10 log10(P) dB. The limit of emission is equal to -13dBm.

For 5G NR n41:

The power of any emission outside a licensee's frequency block shall be attenuated below the transmitter power (P) by at least 55 +10 log10(P) dB. The limit of emission is equal to -25dBm.

3.5.2 TEST PROCEDURE

a. The EUT makes a phone call to the communication simulator. All measurements were done at low, middle, and high operational frequency range.

b. Measuring frequency range is from 9kHz up to a frequency including its 10th harmonic. 10dB attenuation pad is connected with spectrum. RBW=1MHz and VBW=3MHz is used for conducted emission measurement.

3.5.3 TEST SETUP

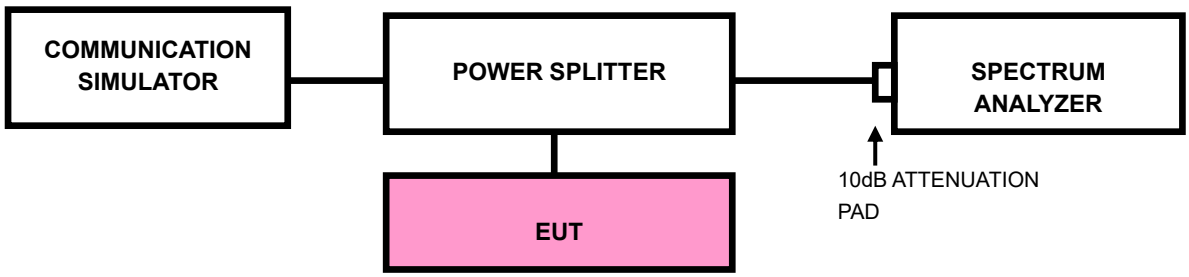

3.5.4 TEST RESULTS

NOTE：The 9K~30MHz amplitude of spurious emissions attenuated more than 20 dB below the permissible value is not required in the report.

Please Refer to Appendix K Of this test report.

3.6 RADIATED EMISSION MEASUREMENT

3.6.1 LIMITS OF RADIATED EMISSION MEASUREMENT

The power of any emission outside a licensee's frequency block shall be attenuated below the transmitter power (P) by at least 43 +10 log10(P) dB. The limit of emission is equal to -13dBm.

For 5G NR n7/n41:

The power of any emission outside a licensee's frequency block shall be attenuated below the transmitter power (P) by at least 55 +10 log10(P) dB. The limit of emission is equal to -25dBm.

3.6.2 TEST PROCEDURES

a. Substitution method is used for E.I.R.P measurement. In the semi-anechoic chamber, EUT placed on the 0.8m height of Turn Table, rotated the table around 360 degrees to search the maximum radiation power and receiver antenna shall be rotated vertical and horizontal polarization and moved height from 1m to 4m to find the maximum polar radiated power. The “Read Value” is the spectrum reading the maximum power value.
b. The substitution horn antenna is substituted for EUT at the same position and signals generator export the CW signal to the substitution antenna via a TX cable. Rotated the Turn Table and moved receiving antenna to find the maximum radiation power. Adjust output power level of S.G to get a Value of spectrum reading equal to “Read Value “ of step a. Record the power level of S.G.
c. EIRP = Output power level of S.G – TX cable loss + Antenna gain of substitution horn.
d. E.R.P power can be calculated form E.I.R.P power by subtracting the gain of dipole, E.R.P power = E.I.P.R power - 2.15dBi.

NOTE: The resolution bandwidth of spectrum analyzer is 1 MHz, and the video bandwidth is 3 MHz.

3.6.3 DEVIATION FROM TEST STANDARD

No deviation

3.6.4 TEST SETUP

< Frequency Range below 30MHz >

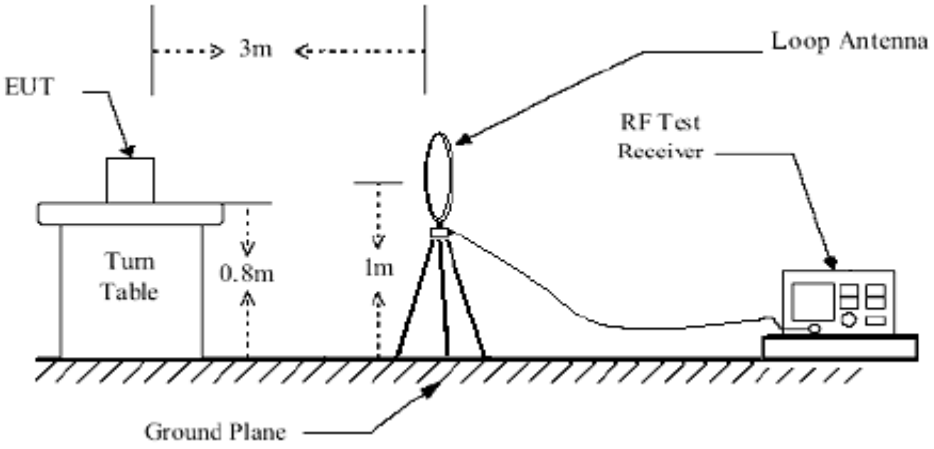

< Frequency Range 30MHz~1GHz >

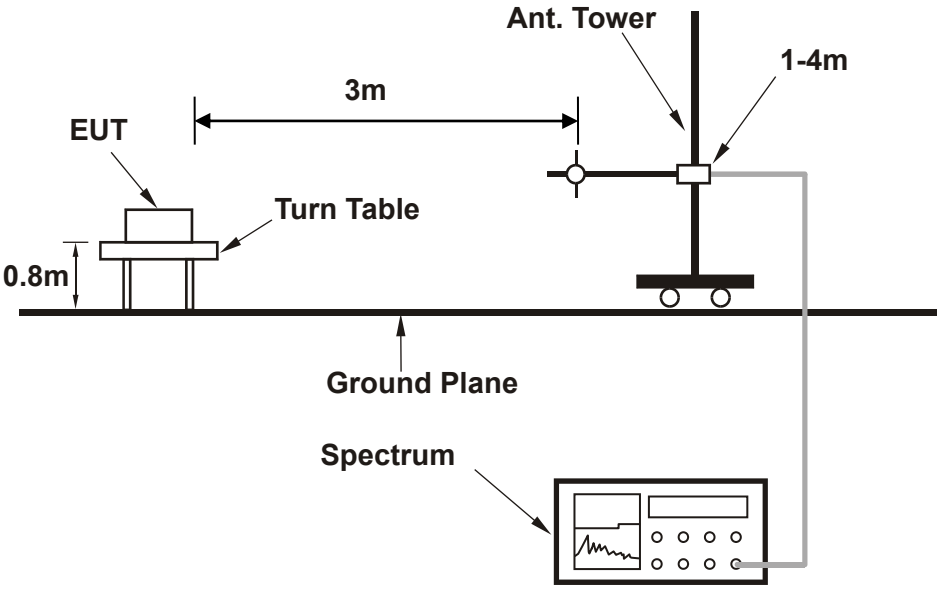

<Frequency Range above 1GHz>

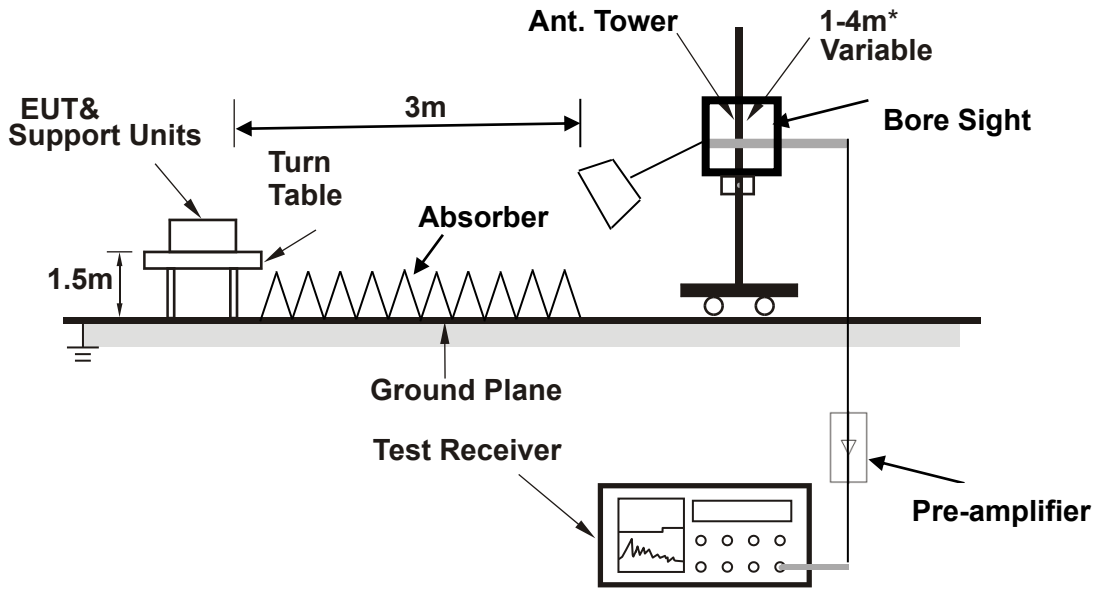

Note: Above 1G is a directional antenna depends on the EUT height and the antenna 3dB beamwidth both, refer to section 7.3 of CISPR 16-2-3.

For the actual test configuration, please refer to the attached file (Test Setup Photo).

3.6.5 TEST RESULTS

NOTE：The 9K~30MHz amplitude of spurious emissions attenuated more than 20 dB below the permissible value is not required in the report.

5G SA BELOW 1GHz WORST-CASE DATA

30 MHz – 1GHz data:

N5

CHANNEL BANDWIDTH: 10MHz / QPSK

MODE	TX channel 167300	**FREQUENCY RANGE**	Below 1000MHz
ENVIRONMENTAL CONDITIONS	23deg. C, 70%RH	**INPUT POWER**	AC 120V/60HZ
TESTED BY	Jace Hu		
ANTENNA POLARITY & TEST DISTANCE: HORIZONTAL AT 3 M			

		Freq	Level	Read Level	Limit Line	Over Limit	Factor	Remark	Pol/Phase
		MHz	dBm/m	dBm	dBm/m	dB	dB/m		
1	PP	62.010	-49.85	-37.45	-13.00	-36.85	-12.40	Peak	Horizontal
2		145.430	-72.79	-58.17	-13.00	-59.79	-14.62	Peak	Horizontal
3		201.690	-68.87	-53.65	-13.00	-55.87	-15.22	Peak	Horizontal
4		292.870	-61.09	-51.95	-13.00	-48.09	-9.14	Peak	Horizontal
5		561.560	-68.45	-63.88	-13.00	-55.45	-4.57	Peak	Horizontal
6		716.760	-60.33	-64.57	-13.00	-47.33	4.24	Peak	Horizontal

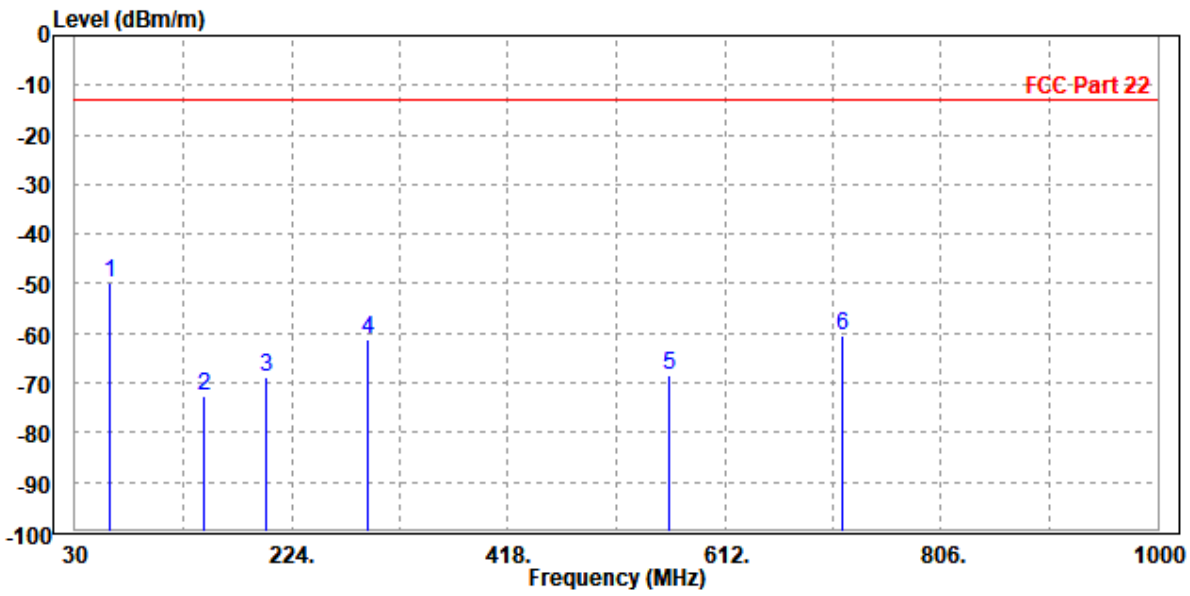

MODE	TX channel 167300	FREQUENCY RANGE	Below 1000MHz
ENVIRONMENTAL CONDITIONS	23deg. C, 70%RH	INPUT POWER	AC 120V/60HZ
TESTED BY	Jace Hu		
ANTENNA POLARITY & TEST DISTANCE: VERTICAL AT 3 M			

		Freq	Level	Read Level	Limit Line	Over Limit	Factor	Remark	Pol/Phase
		MHz	dBm/m	dBm	dBm/m	dB	dB/m		
1	PP	65.890	-52.12	-32.50	-13.00	-39.12	-19.62	Peak	Vertical
2		190.050	-54.45	-47.92	-13.00	-41.45	-6.53	Peak	Vertical
3		288.990	-55.23	-51.75	-13.00	-42.23	-3.48	Peak	Vertical
4		400.540	-68.49	-64.33	-13.00	-55.49	-4.16	Peak	Vertical
5		618.790	-64.40	-63.59	-13.00	-51.40	-0.81	Peak	Vertical
6		900.090	-53.99	-66.11	-13.00	-40.99	12.12	Peak	Vertical

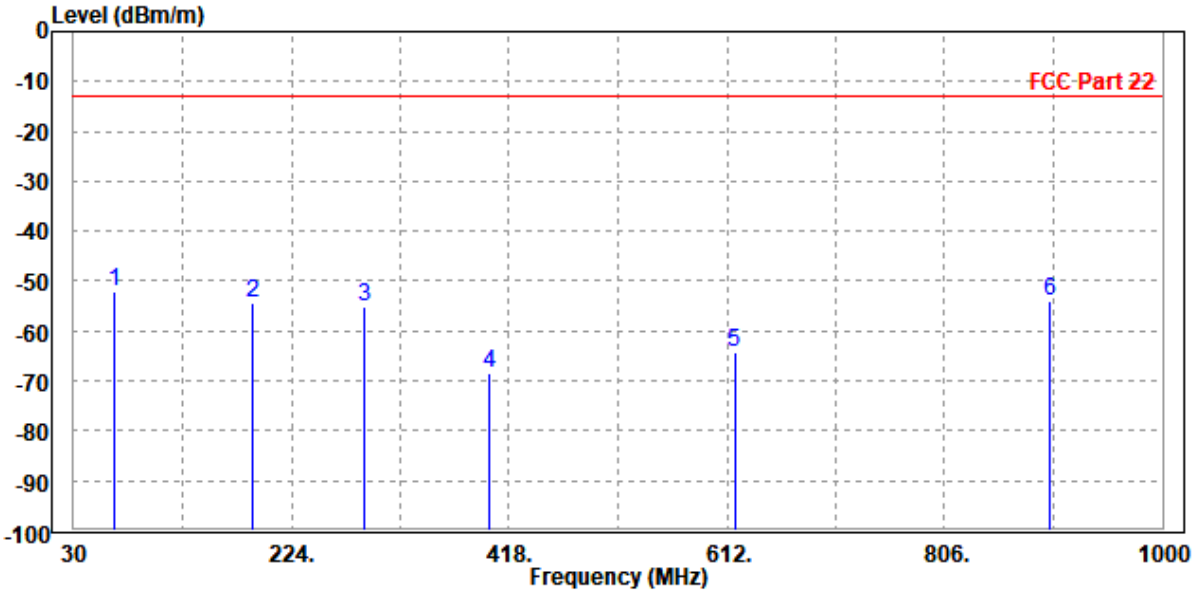

ABOVE 1GHz

Note: For higher frequency, the emission is too low to be detected.

N5

CHANNEL BANDWIDTH: 5MHz / QPSK

MODE	TX channel 167300	**FREQUENCY RANGE**	Above 1000MHz
ENVIRONMENTAL CONDITIONS	23deg. C, 70%RH	**INPUT POWER**	AC 120V/60HZ
TESTED BY	Jace Hu		
ANTENNA POLARITY & TEST DISTANCE: HORIZONTAL AT 3 M			

		Freq	Level	Read Level	Limit Line	Over Limit	Factor	Remark	Pol/Phase
		MHz	dBm/m	dBm	dBm/m	dB	dB/m		
1		1672.000	-55.03	-58.76	-13.00	-42.03	3.73	Peak	Horizontal
2	PP	2509.500	-53.78	-59.92	-13.00	-40.78	6.14	Peak	Horizontal

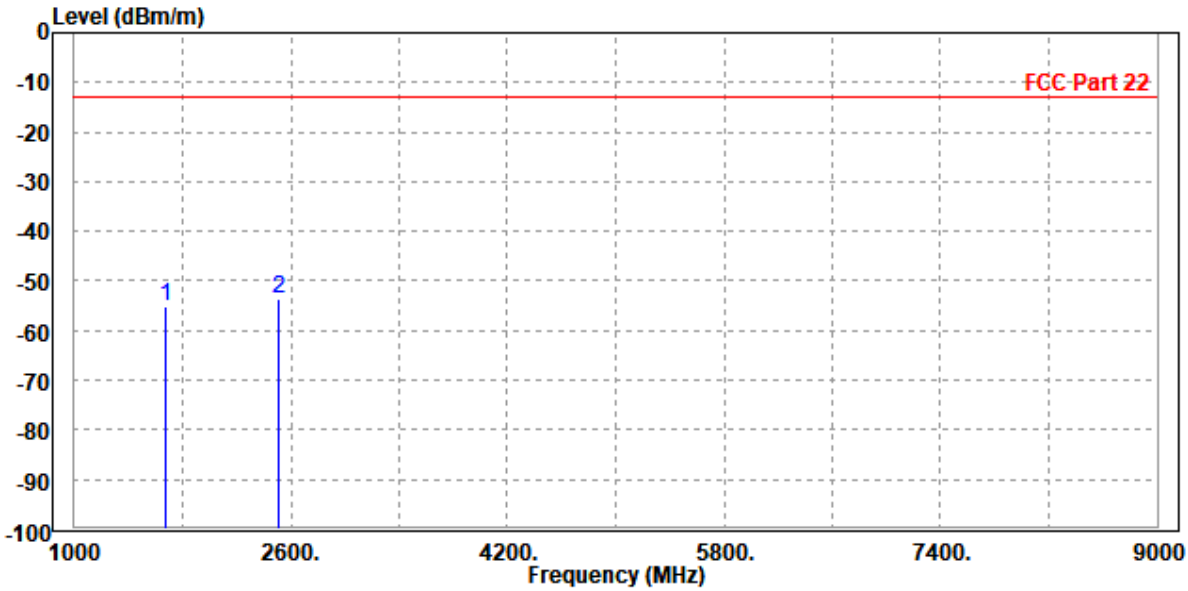

MODE	TX channel 167300	FREQUENCY RANGE	Above 1000MHz
ENVIRONMENTAL CONDITIONS	23deg. C, 70%RH	INPUT POWER	AC 120V/60HZ
TESTED BY	Jace Hu		
ANTENNA POLARITY & TEST DISTANCE: VERTICAL AT 3 M			

	Freq	Level	Read Level	Limit Line	Over Limit	Factor	Remark	Pol/Phase
	MHz	dBm/m	dBm	dBm/m	dB	dB/m		
1	1673.000	-55.34	-58.77	-13.00	-42.34	3.43	Peak	Vertical
2 PP	2512.000	-52.89	-58.74	-13.00	-39.89	5.85	Peak	Vertical

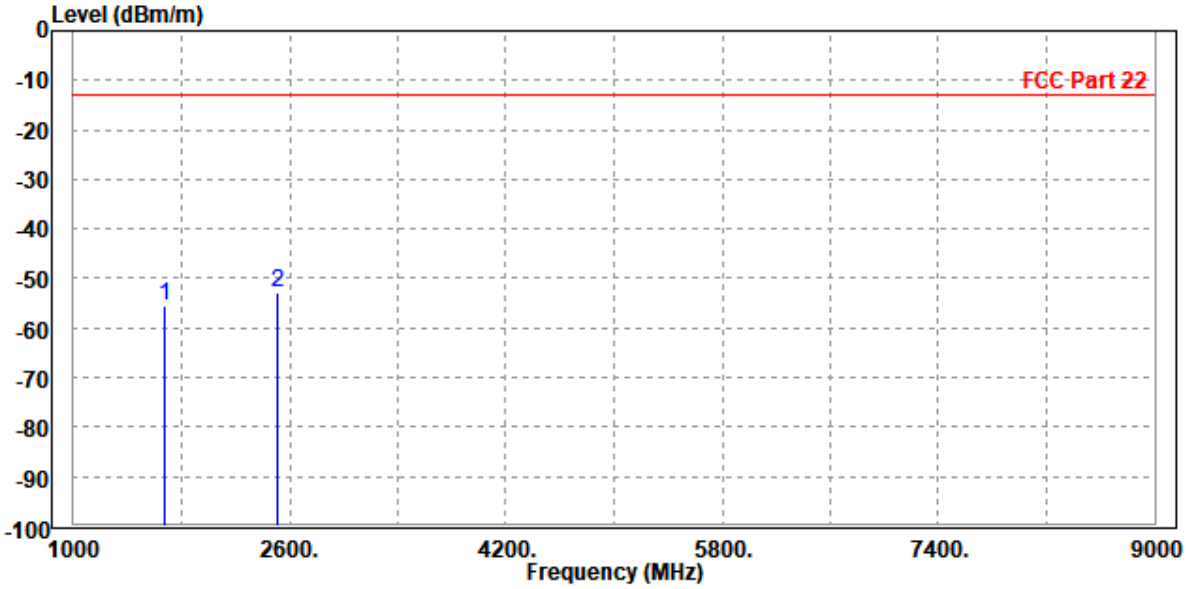

CHANNEL BANDWIDTH: 10MHz / QPSK

MODE	TX channel 167300	**FREQUENCY RANGE**	Above 1000MHz
ENVIRONMENTAL CONDITIONS	23deg. C, 70%RH	**INPUT POWER**	AC 120V/60HZ
TESTED BY	Jace Hu		
ANTENNA POLARITY & TEST DISTANCE: HORIZONTAL AT 3 M			

	Freq	Level	Read Level	Limit Line	Over Limit	Factor	Remark	Pol/Phase
	MHz	dBm/m	dBm	dBm/m	dB	dB/m		
1	1673.000	-55.20	-58.94	-13.00	-42.20	3.74	Peak	Horizontal
2 PP	2512.000	-52.16	-58.31	-13.00	-39.16	6.15	Peak	Horizontal

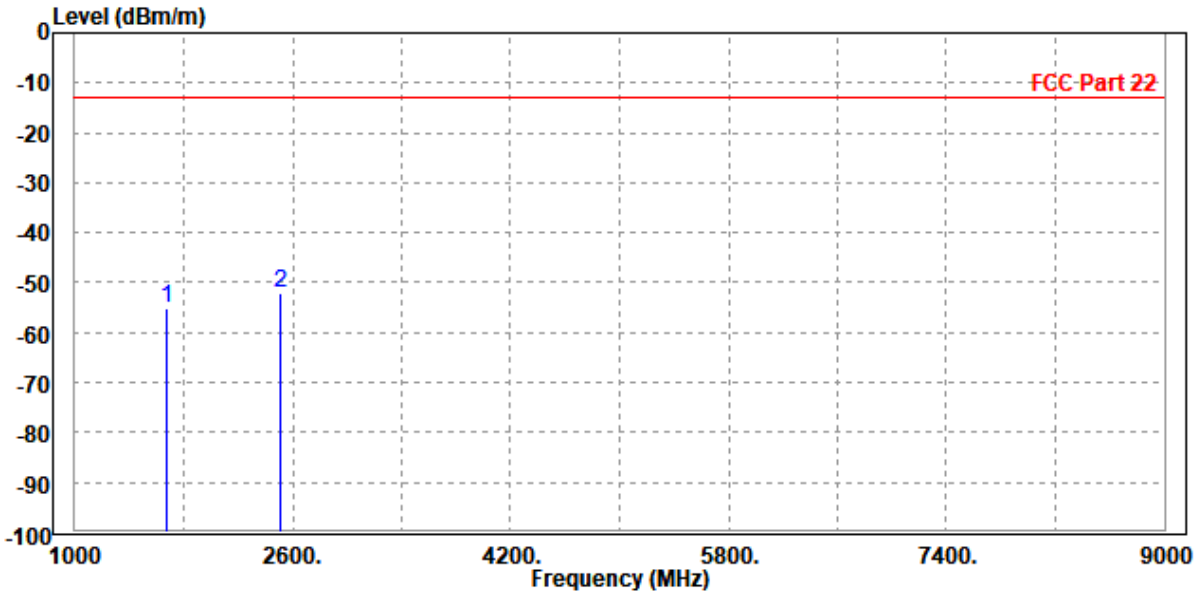

MODE	TX channel 167300	FREQUENCY RANGE	Above 1000MHz
ENVIRONMENTAL CONDITIONS	23deg. C, 70%RH	INPUT POWER	AC 120V/60HZ
TESTED BY	Jace Hu		
ANTENNA POLARITY & TEST DISTANCE: VERTICAL AT 3 M			

	Freq	Level	Read Level	Limit Line	Over Limit	Factor	Remark	Pol/Phase
	MHz	dBm/m	dBm	dBm/m	dB	dB/m		
1	1672.000	-54.80	-58.23	-13.00	-41.80	3.43	Peak	Vertical
2 PP	2509.500	-53.57	-59.41	-13.00	-40.57	5.84	Peak	Vertical

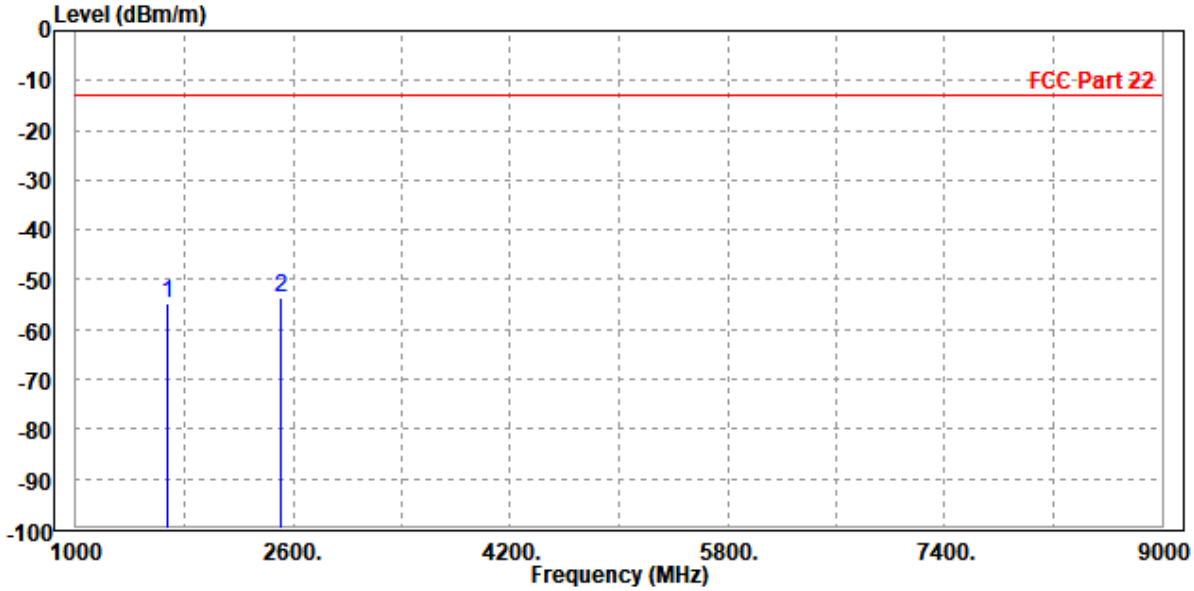

CHANNEL BANDWIDTH: 15MHz / QPSK

MODE	TX channel 167300	**FREQUENCY RANGE**	Above 1000MHz
ENVIRONMENTAL CONDITIONS	23deg. C, 70%RH	**INPUT POWER**	AC 120V/60HZ
TESTED BY	Jace Hu		
ANTENNA POLARITY & TEST DISTANCE: HORIZONTAL AT 3 M			

		Freq	Level	Read Level	Limit Line	Over Limit	Factor	Remark	Pol/Phase
		MHz	dBm/m	dBm	dBm/m	dB	dB/m		
1		1672.000	-54.84	-58.57	-13.00	-41.84	3.73	Peak	Horizontal
2	PP	2509.500	-53.10	-59.24	-13.00	-40.10	6.14	Peak	Horizontal

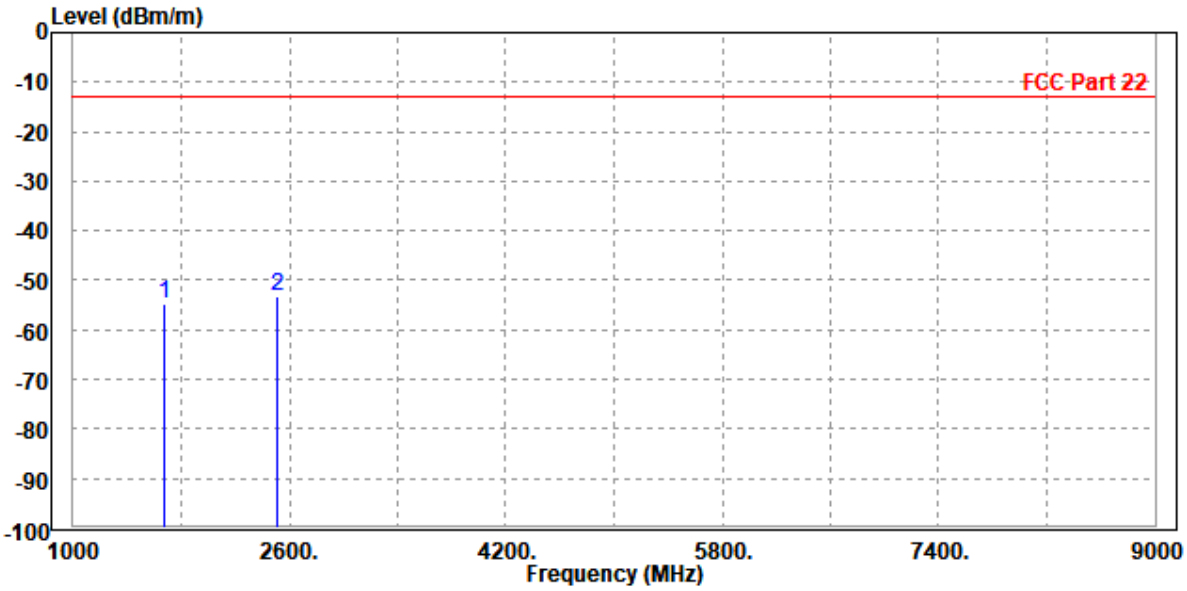

MODE	TX channel 167300	FREQUENCY RANGE	Above 1000MHz
ENVIRONMENTAL CONDITIONS	23deg. C, 70%RH	INPUT POWER	AC 120V/60HZ
TESTED BY	Jace Hu		
ANTENNA POLARITY & TEST DISTANCE: VERTICAL AT 3 M			

	Freq	Level	Read Level	Limit Line	Over Limit	Factor	Remark	Pol/Phase
	MHz	dBm/m	dBm	dBm/m	dB	dB/m		
1	1673.000	-54.30	-57.73	-13.00	-41.30	3.43	Peak	Vertical
2 PP	2512.000	-52.63	-58.48	-13.00	-39.63	5.85	Peak	Vertical

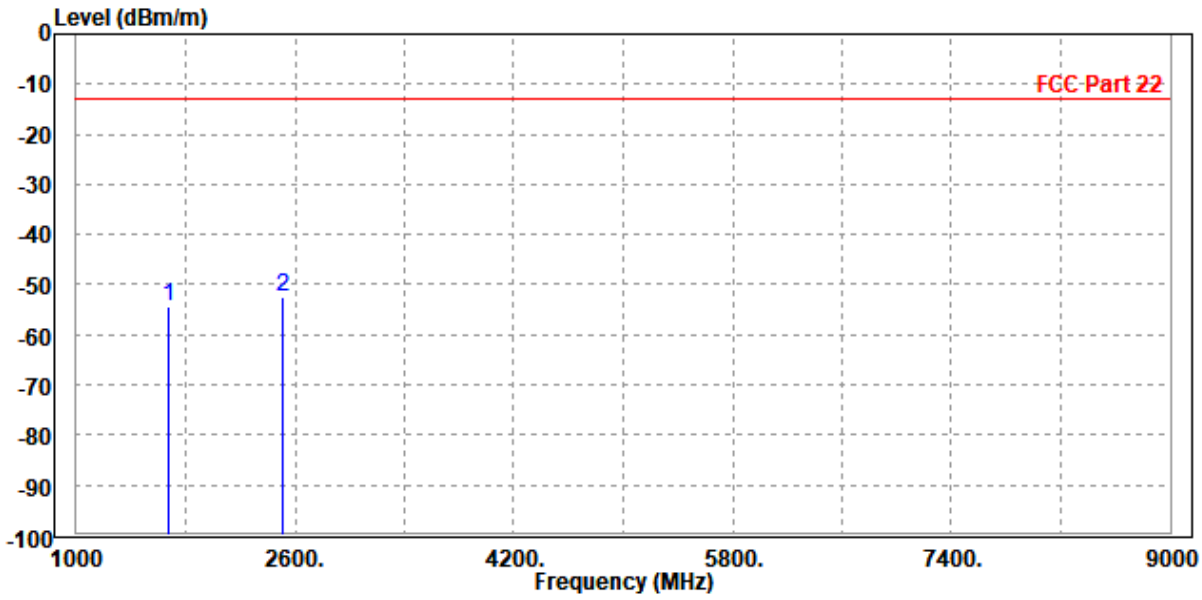

CHANNEL BANDWIDTH: 20MHz / QPSK

CH 166800

MODE	TX channel 166800	FREQUENCY RANGE	Above 1000MHz
ENVIRONMENTAL CONDITIONS	23deg. C, 70%RH	INPUT POWER	AC 120V/60HZ
TESTED BY	Jace Hu		
ANTENNA POLARITY & TEST DISTANCE: HORIZONTAL AT 3 M			

	Freq	Level	Read Level	Limit Line	Over Limit	Factor	Remark	Pol/Phase
	MHz	dBm/m	dBm	dBm/m	dB	dB/m		
1	1668.000	-55.46	-59.18	-13.00	-42.46	3.72	Peak	Horizontal
2 PP	2512.000	-53.27	-59.42	-13.00	-40.27	6.15	Peak	Horizontal

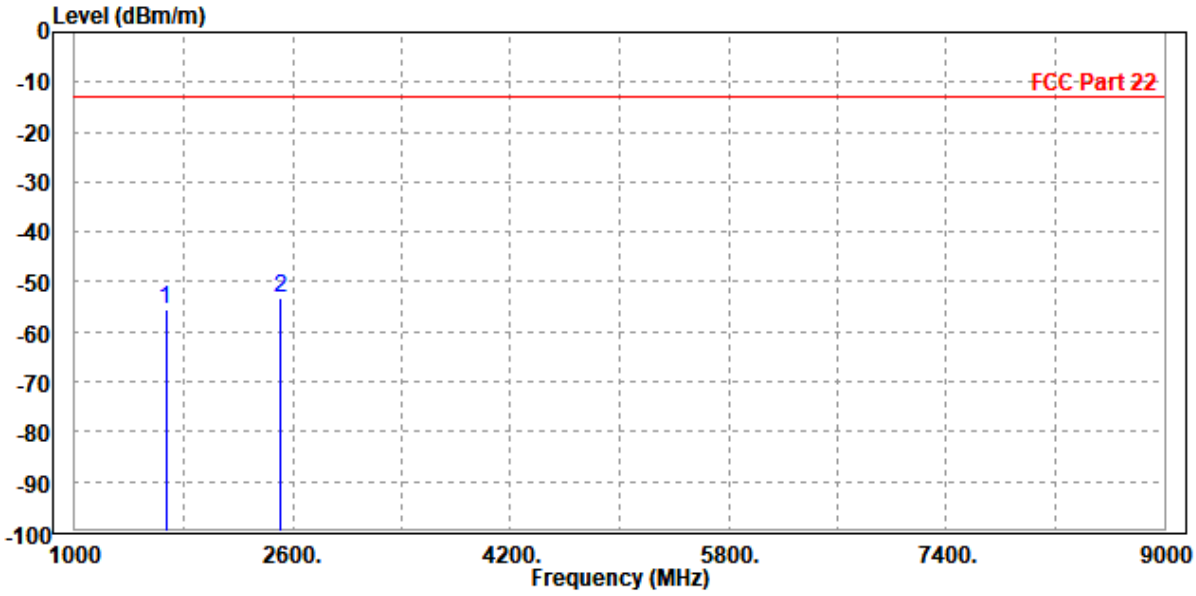

MODE	TX channel 166800	FREQUENCY RANGE	Above 1000MHz
ENVIRONMENTAL CONDITIONS	23deg. C, 70%RH	INPUT POWER	AC 120V/60HZ
TESTED BY	Jace Hu		
ANTENNA POLARITY & TEST DISTANCE: VERTICAL AT 3 M			

	Freq	Level	Read Level	Limit Line	Over Limit	Factor	Remark	Pol/Phase
	MHz	dBm/m	dBm	dBm/m	dB	dB/m		
1	1672.000	-56.02	-59.45	-13.00	-43.02	3.43	Peak	Vertical
2 PP	2502.000	-53.38	-59.17	-13.00	-40.38	5.79	Peak	Vertical

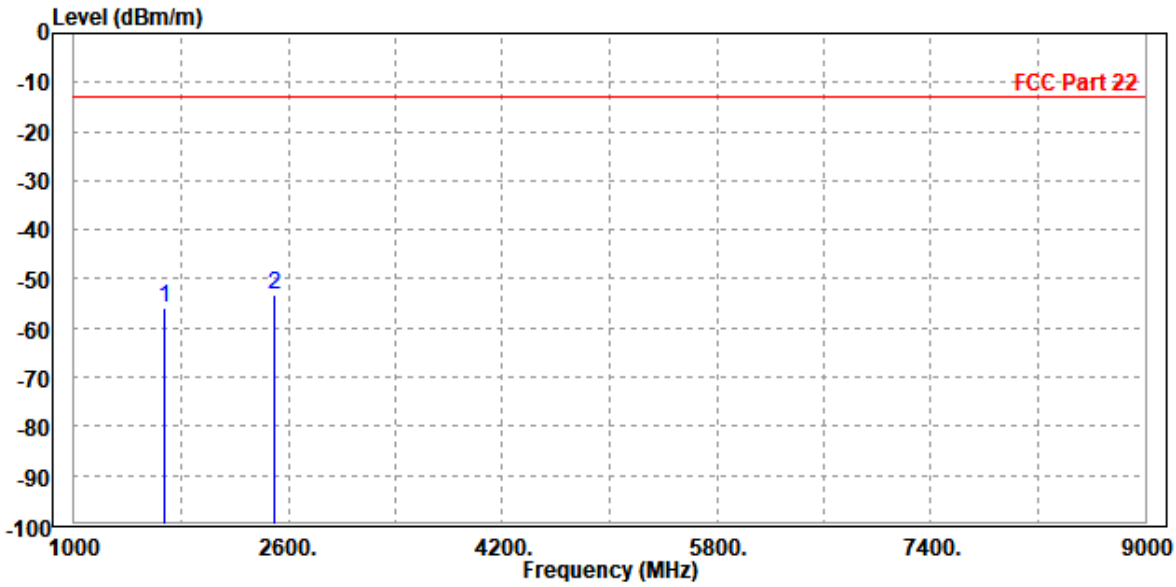

CH 167300

MODE	TX channel 167300	FREQUENCY RANGE	Above 1000MHz
ENVIRONMENTAL CONDITIONS	23deg. C, 70%RH	INPUT POWER	AC 120V/60HZ
TESTED BY	Jace Hu		
ANTENNA POLARITY & TEST DISTANCE: HORIZONTAL AT 3 M			

	Freq	Level	Read Level	Limit Line	Over Limit	Factor	Remark	Pol/Phase
	MHz	dBm/m	dBm	dBm/m	dB	dB/m		
1	1673.000	-54.62	-58.36	-13.00	-41.62	3.74	Peak	Horizontal
2 PP	2512.000	-51.89	-58.04	-13.00	-38.89	6.15	Peak	Horizontal

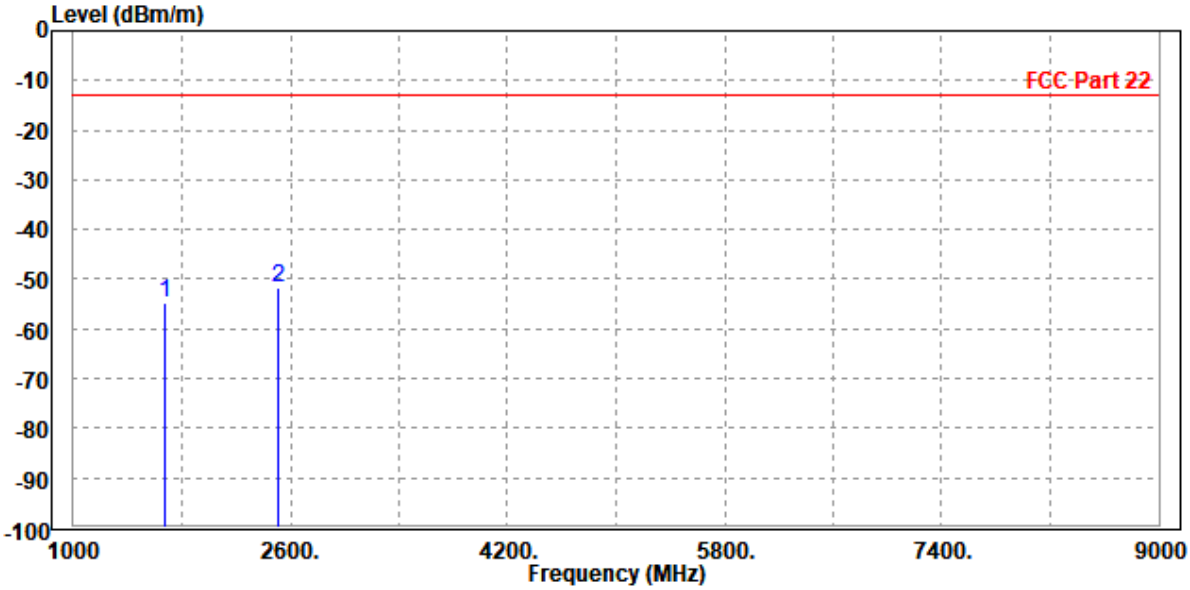

MODE	TX channel 167300	FREQUENCY RANGE	Above 1000MHz
ENVIRONMENTAL CONDITIONS	23deg. C, 70%RH	INPUT POWER	AC 120V/60HZ
TESTED BY	Jace Hu		
ANTENNA POLARITY & TEST DISTANCE: VERTICAL AT 3 M			

		Freq	Level	Read Level	Limit Line	Over Limit	Factor	Remark	Pol/Phase
		MHz	dBm/m	dBm	dBm/m	dB	dB/m		
1		1672.000	-55.22	-58.65	-13.00	-42.22	3.43	Peak	Vertical
2	PP	2509.500	-53.33	-59.17	-13.00	-40.33	5.84	Peak	Vertical

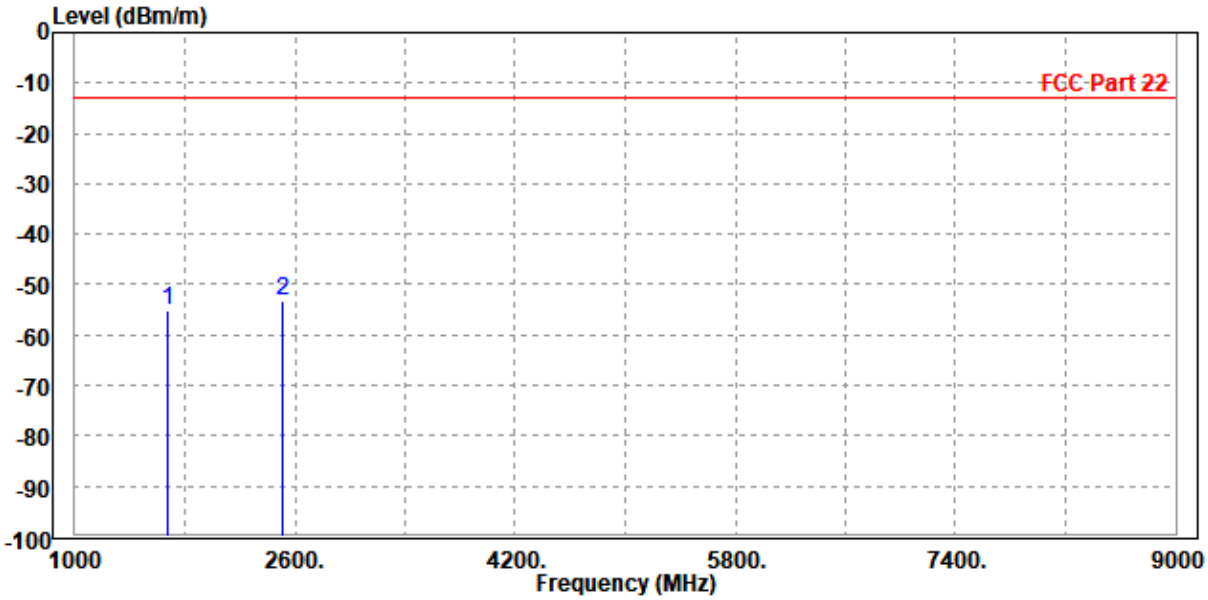

CH 167800

MODE	TX channel 167800	FREQUENCY RANGE	Above 1000MHz
ENVIRONMENTAL CONDITIONS	23deg. C, 70%RH	INPUT POWER	AC 120V/60HZ
TESTED BY	Jace Hu		
ANTENNA POLARITY & TEST DISTANCE: HORIZONTAL AT 3 M			

		Freq	Level	Read Level	Limit Line	Over Limit	Factor	Remark	Pol/Phase
		MHz	dBm/m	dBm	dBm/m	dB	dB/m		
1		1680.000	-55.91	-59.67	-13.00	-42.91	3.76	Peak	Horizontal
2	PP	2517.000	-53.96	-60.13	-13.00	-40.96	6.17	Peak	Horizontal

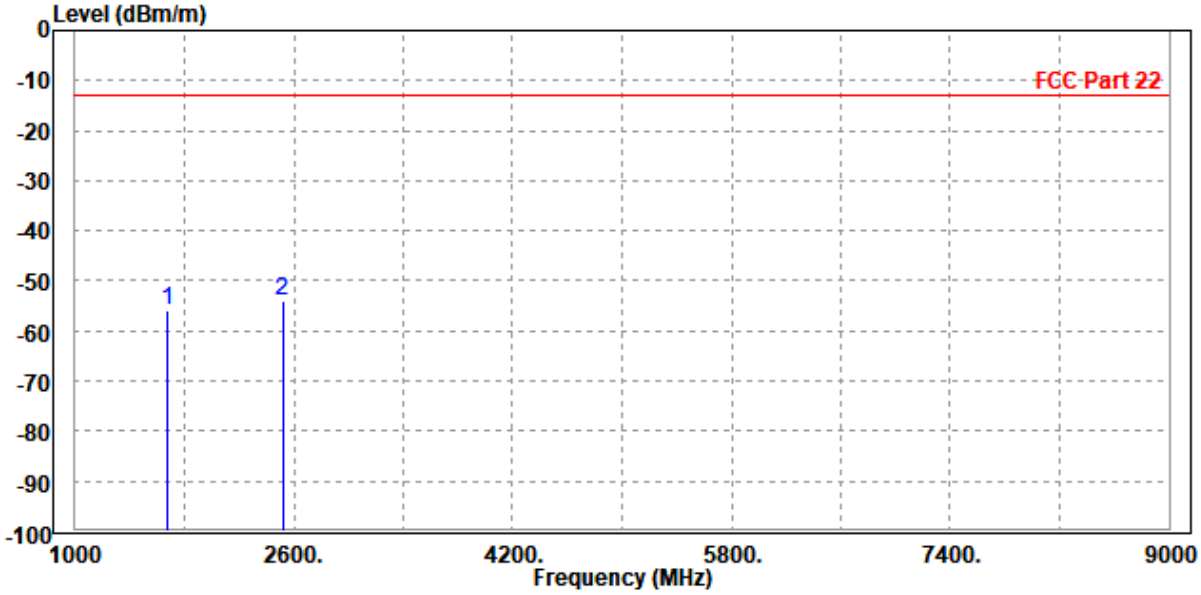

MODE	TX channel 167800	FREQUENCY RANGE	Above 1000MHz
ENVIRONMENTAL CONDITIONS	23deg. C, 70%RH	INPUT POWER	AC 120V/60HZ
TESTED BY	Jace Hu		
ANTENNA POLARITY & TEST DISTANCE: VERTICAL AT 3 M			

	Freq	Level	Read Level	Limit Line	Over Limit	Factor	Remark	Pol/Phase
	MHz	dBm/m	dBm	dBm/m	dB	dB/m		
1	1678.000	-56.45	-59.89	-13.00	-43.45	3.44	Peak	Vertical
2 PP	2504.000	-53.65	-59.45	-13.00	-40.65	5.80	Peak	Vertical

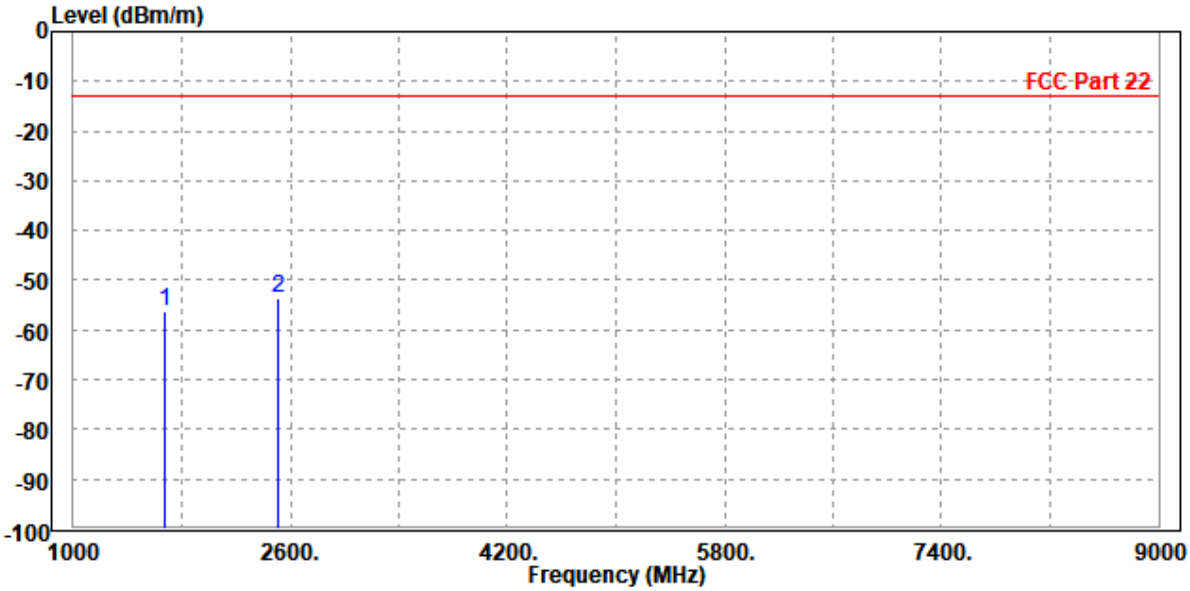

N25

CHANNEL BANDWIDTH: 5MHz / QPSK

MODE	TX channel 376500	**FREQUENCY RANGE**	Above 1000MHz
ENVIRONMENTAL CONDITIONS	23deg. C, 70%RH	**INPUT POWER**	AC 120V/60HZ
TESTED BY	Jace Hu		
ANTENNA POLARITY & TEST DISTANCE: HORIZONTAL AT 3 M			

	Freq	Level	Read Level	Limit Line	Over Limit	Factor	Remark	Pol/Phase
	MHz	dBm/m	dBm	dBm/m	dB	dB/m		
1	3755.000	-46.65	-55.01	-13.00	-33.65	8.36	Peak	Horizontal
2 PP	5617.000	-38.54	-50.35	-13.00	-25.54	11.81	Peak	Horizontal

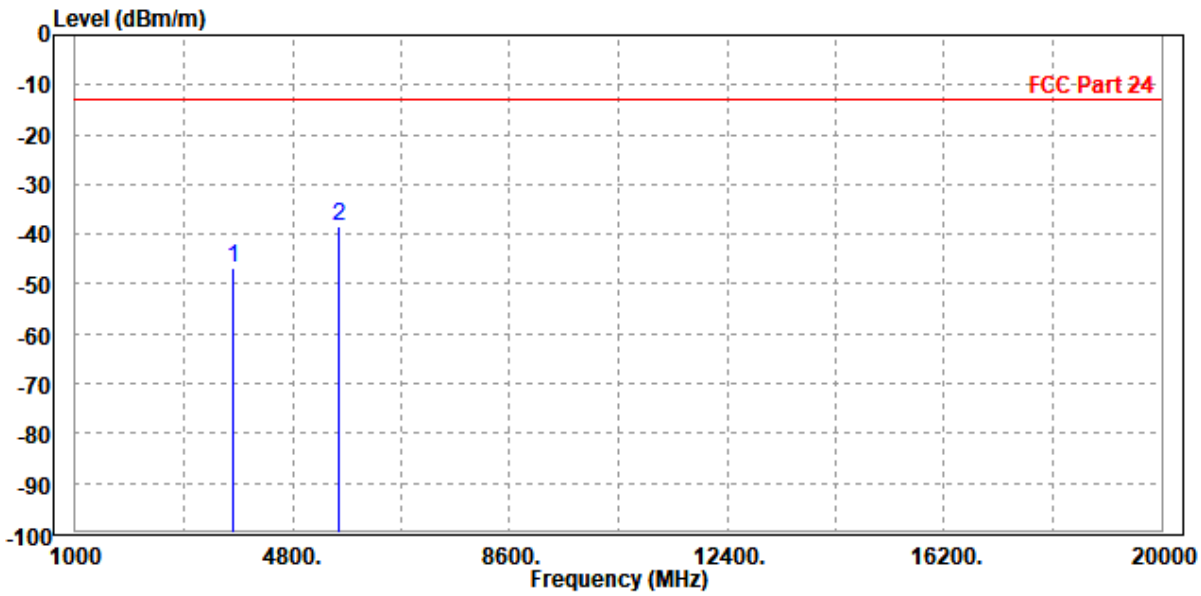

MODE	TX channel 376500	FREQUENCY RANGE	Above 1000MHz
ENVIRONMENTAL CONDITIONS	23deg. C, 70%RH	INPUT POWER	AC 120V/60HZ
TESTED BY	Jace Hu		
ANTENNA POLARITY & TEST DISTANCE: VERTICAL AT 3 M			

	Freq	Level	Read Level	Limit Line	Over Limit	Factor	Remark	Pol/Phase
	MHz	dBm/m	dBm	dBm/m	dB	dB/m		
1	3755.000	-49.33	-57.96	-13.00	-36.33	8.63	Peak	Vertical
2 PP	5617.000	-44.32	-56.65	-13.00	-31.32	12.33	Peak	Vertical

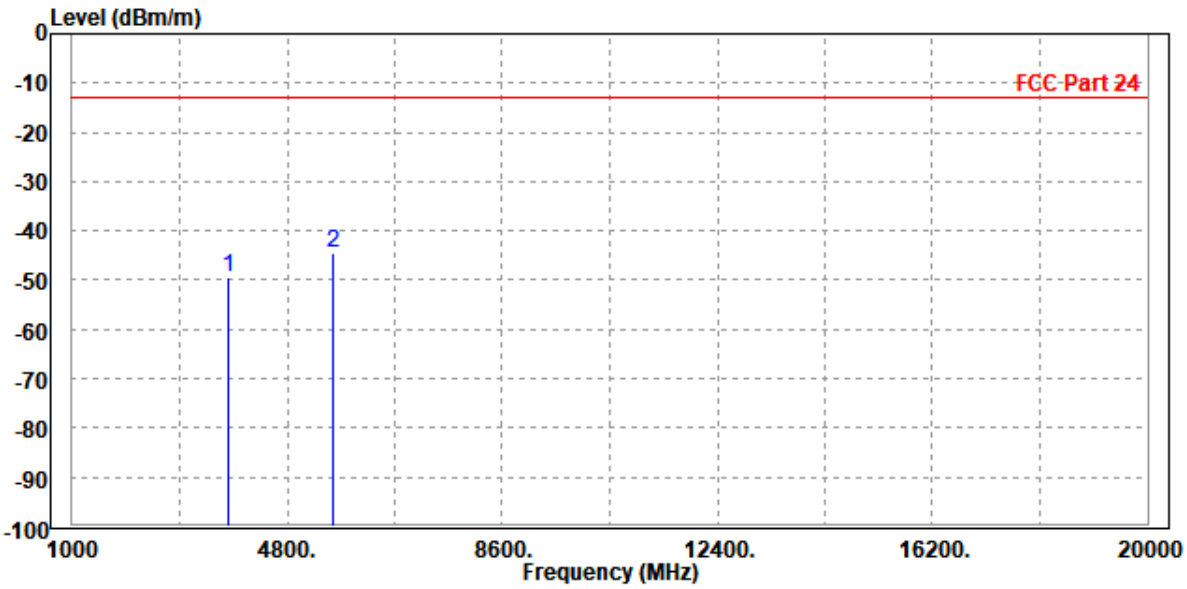

CHANNEL BANDWIDTH: 10MHz / QPSK

CH 371000:

MODE	TX channel 371000	**FREQUENCY RANGE**	Above 1000MHz
ENVIRONMENTAL CONDITIONS	23deg. C, 70%RH	**INPUT POWER**	AC 120V/60HZ
TESTED BY	Jace Hu		
ANTENNA POLARITY & TEST DISTANCE: HORIZONTAL AT 3 M			

	Freq	Level	Read Level	Limit Line	Over Limit	Factor	Remark	Pol/Phase
	MHz	dBm/m	dBm	dBm/m	dB	dB/m		
1	3717.000	-50.51	-58.90	-13.00	-37.51	8.39	Peak	Horizontal
2 PP	5565.000	-48.37	-60.18	-13.00	-35.37	11.81	Peak	Horizontal

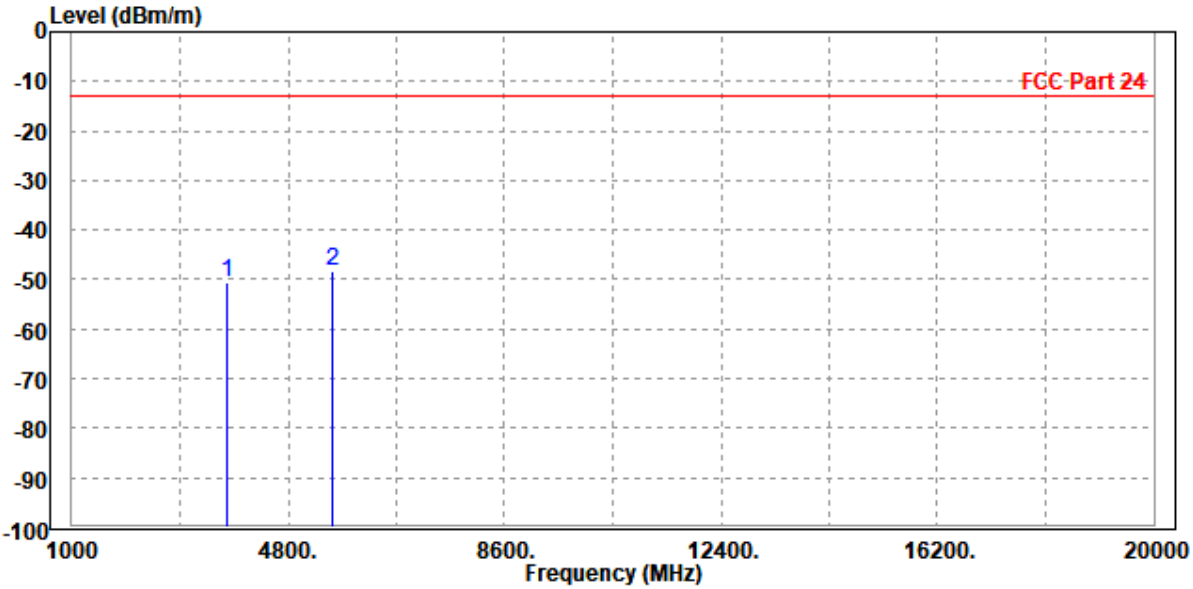

MODE	TX channel 371000	FREQUENCY RANGE	Above 1000MHz
ENVIRONMENTAL CONDITIONS	23deg. C, 70%RH	INPUT POWER	AC 120V/60HZ
TESTED BY	Jace Hu		
ANTENNA POLARITY & TEST DISTANCE: VERTICAL AT 3 M			

	Freq	Level	Read Level	Limit Line	Over Limit	Factor	Remark	Pol/Phase
	MHz	dBm/m	dBm	dBm/m	dB	dB/m		
1	3710.000	-50.28	-58.91	-13.00	-37.28	8.63	Peak	Vertical
2 PP	5560.000	-48.70	-61.03	-13.00	-35.70	12.33	Peak	Vertical

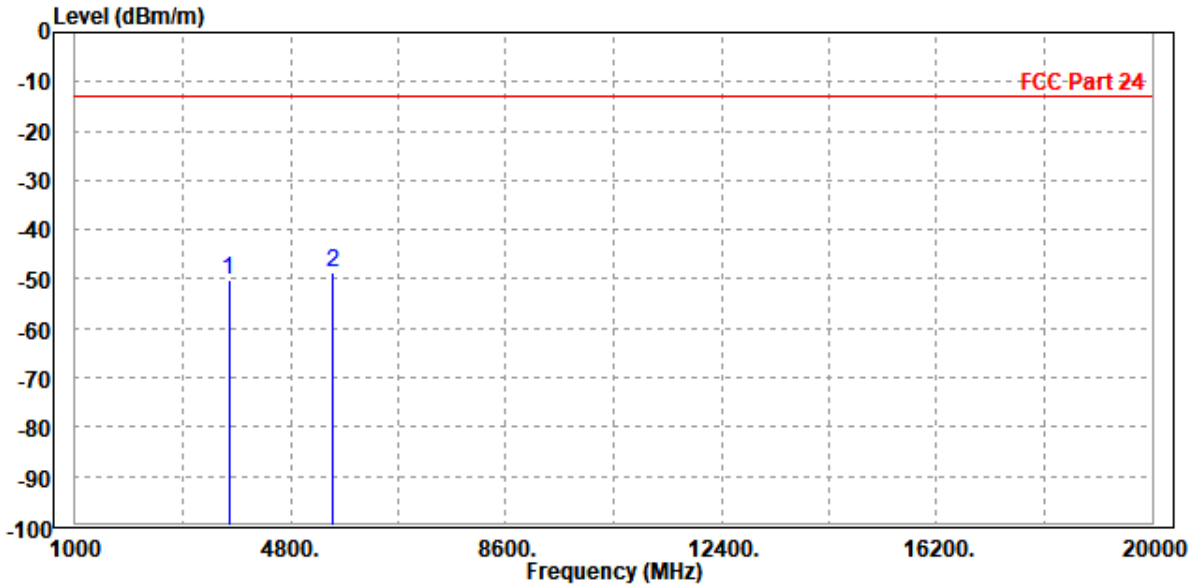

CH 376500:

MODE	TX channel 376500	FREQUENCY RANGE	Above 1000MHz
ENVIRONMENTAL CONDITIONS	23deg. C, 70%RH	INPUT POWER	AC 120V/60HZ
TESTED BY	Jace Hu		
ANTENNA POLARITY & TEST DISTANCE: HORIZONTAL AT 3 M			

		Freq	Level	Read Level	Limit Line	Over Limit	Factor	Remark	Pol/Phase
		MHz	dBm/m	dBm	dBm/m	dB	dB/m		
1		3755.000	-45.32	-53.68	-13.00	-32.32	8.36	Peak	Horizontal
2	PP	5617.000	-39.05	-50.86	-13.00	-26.05	11.81	Peak	Horizontal

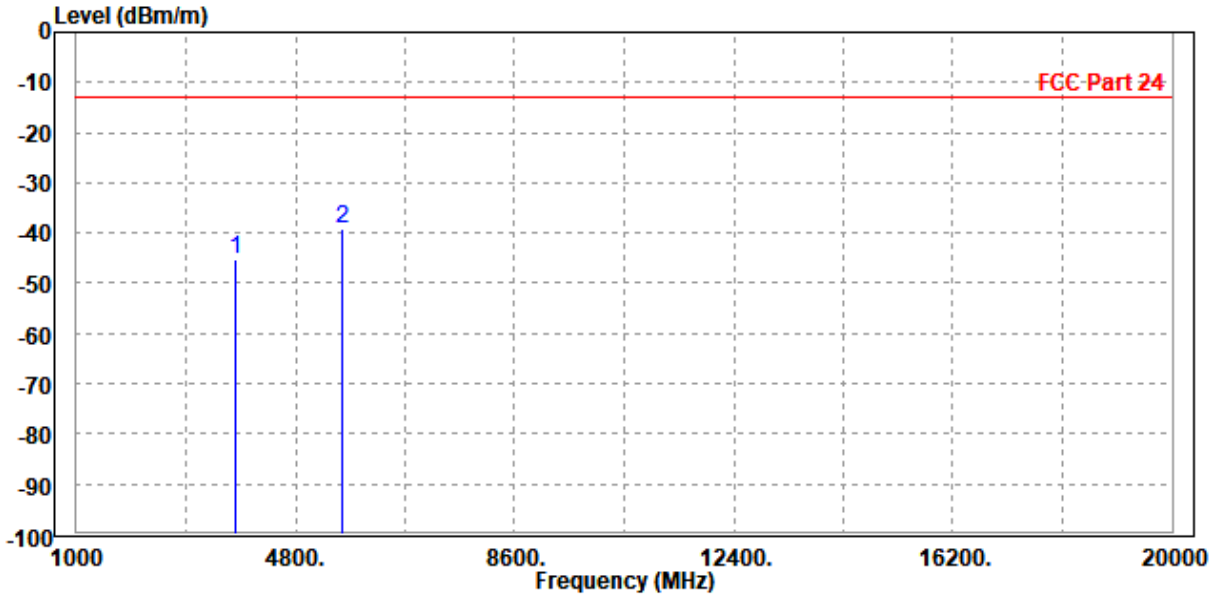

MODE	TX channel 376500	FREQUENCY RANGE	Above 1000MHz
ENVIRONMENTAL CONDITIONS	23deg. C, 70%RH	INPUT POWER	AC 120V/60HZ
TESTED BY	Jace Hu		
ANTENNA POLARITY & TEST DISTANCE: VERTICAL AT 3 M			

	Freq	Level	Read Level	Limit Line	Over Limit	Factor	Remark	Pol/Phase
	MHz	dBm/m	dBm	dBm/m	dB	dB/m		
1	3755.000	-48.96	-57.59	-13.00	-35.96	8.63	Peak	Vertical
2 PP	5617.000	-37.04	-49.37	-13.00	-24.04	12.33	Peak	Vertical

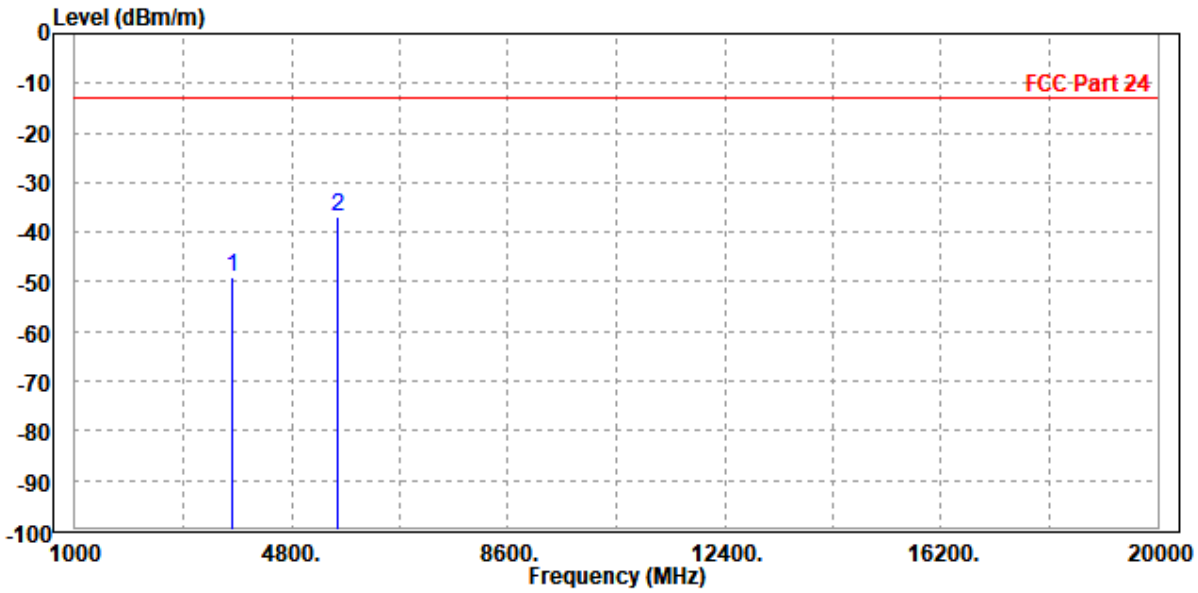

CH 382000:

MODE	TX channel 382000	FREQUENCY RANGE	Above 1000MHz
ENVIRONMENTAL CONDITIONS	23deg. C, 70%RH	INPUT POWER	AC 120V/60HZ
TESTED BY	Jace Hu		
ANTENNA POLARITY & TEST DISTANCE: HORIZONTAL AT 3 M			

		Freq	Level	Read Level	Limit Line	Over Limit	Factor	Remark	Pol/Phase
		MHz	dBm/m	dBm	dBm/m	dB	dB/m		
1		3820.000	-50.90	-59.20	-13.00	-37.90	8.30	Peak	Horizontal
2	PP	5731.000	-49.18	-61.00	-13.00	-36.18	11.82	Peak	Horizontal

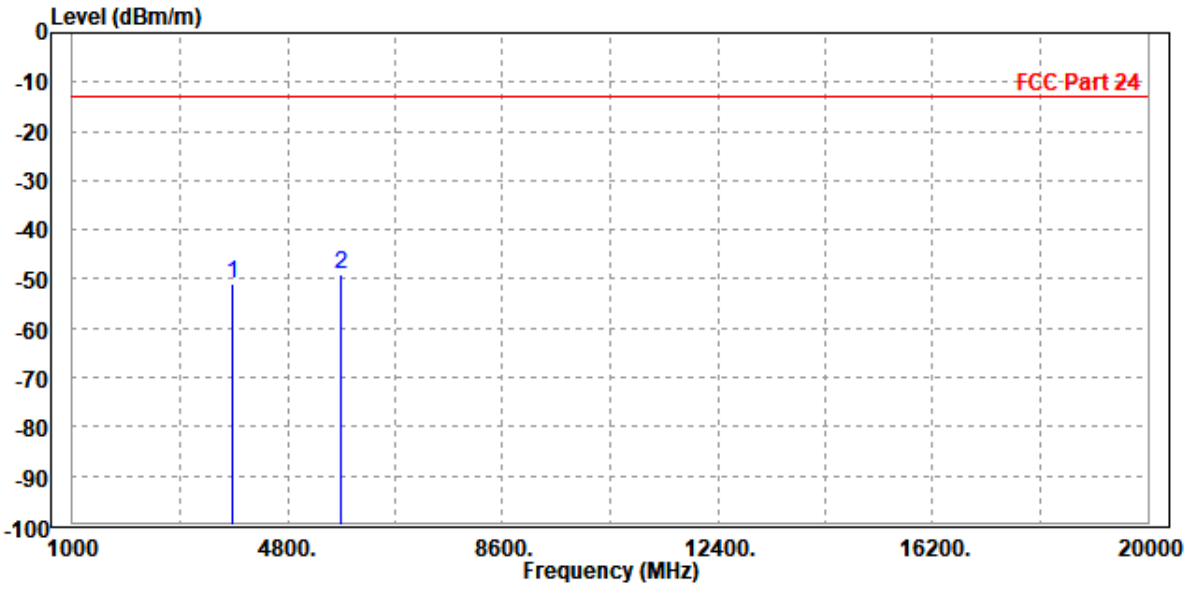

MODE	TX channel 382000	FREQUENCY RANGE	Above 1000MHz
ENVIRONMENTAL CONDITIONS	23deg. C, 70%RH	INPUT POWER	AC 120V/60HZ
TESTED BY	Jace Hu		
ANTENNA POLARITY & TEST DISTANCE: VERTICAL AT 3 M			

		Freq	Level	Read Level	Limit Line	Over Limit	Factor	Remark	Pol/Phase
		MHz	dBm/m	dBm	dBm/m	dB	dB/m		
1		3812.000	-49.98	-58.61	-13.00	-36.98	8.63	Peak	Vertical
2	PP	5730.000	-48.35	-60.66	-13.00	-35.35	12.31	Peak	Vertical

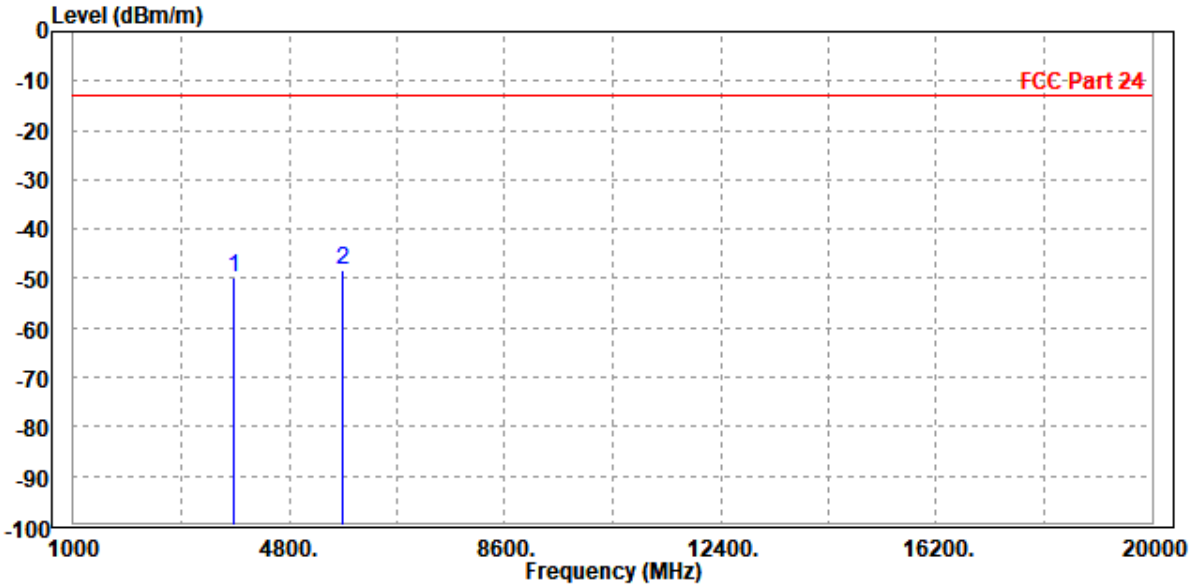

CHANNEL BANDWIDTH: 15MHz / QPSK

MODE	TX channel 376500	**FREQUENCY RANGE**	Above 1000MHz
ENVIRONMENTAL CONDITIONS	23deg. C, 70%RH	**INPUT POWER**	AC 120V/60HZ
TESTED BY	Jace Hu		
ANTENNA POLARITY & TEST DISTANCE: HORIZONTAL AT 3 M			

	Freq	Level	Read Level	Limit Line	Over Limit	Factor	Remark	Pol/Phase
	MHz	dBm/m	dBm	dBm/m	dB	dB/m		
1	3755.000	-45.98	-54.34	-13.00	-32.98	8.36	Peak	Horizontal
2 PP	5617.000	-42.54	-54.35	-13.00	-29.54	11.81	Peak	Horizontal

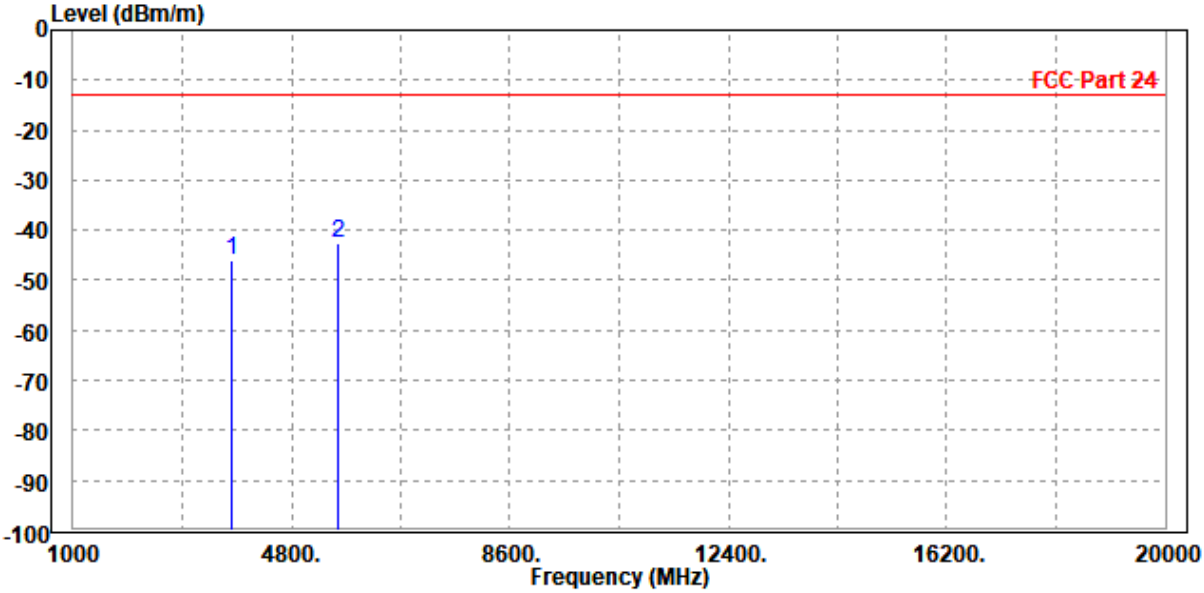

MODE	TX channel 376500	FREQUENCY RANGE	Above 1000MHz
ENVIRONMENTAL CONDITIONS	23deg. C, 70%RH	INPUT POWER	AC 120V/60HZ
TESTED BY	Jace Hu		
ANTENNA POLARITY & TEST DISTANCE: VERTICAL AT 3 M			

		Freq	Level	Read Level	Limit Line	Over Limit	Factor	Remark	Pol/Phase
		MHz	dBm/m	dBm	dBm/m	dB	dB/m		
1		3755.000	-45.01	-53.64	-13.00	-32.01	8.63	Peak	Vertical
2	PP	5617.000	-40.05	-52.38	-13.00	-27.05	12.33	Peak	Vertical

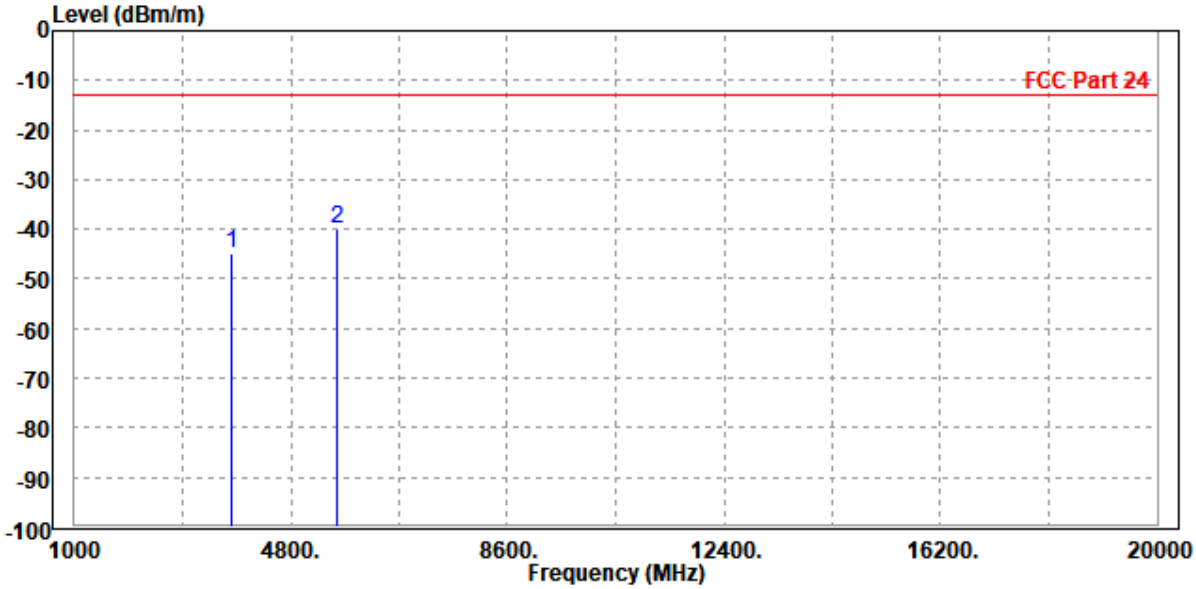

CHANNEL BANDWIDTH: 20MHz / QPSK

MODE	TX channel 376500	**FREQUENCY RANGE**	Above 1000MHz
ENVIRONMENTAL CONDITIONS	23deg. C, 70%RH	**INPUT POWER**	AC 120V/60HZ
TESTED BY	Jace Hu		
ANTENNA POLARITY & TEST DISTANCE: HORIZONTAL AT 3 M			

		Freq	Level	Read Level	Limit Line	Over Limit	Factor	Remark	Pol/Phase
		MHz	dBm/m	dBm	dBm/m	dB	dB/m		
1		3820.000	-50.90	-59.20	-13.00	-37.90	8.30	Peak	Horizontal
2	PP	5731.000	-49.18	-61.00	-13.00	-36.18	11.82	Peak	Horizontal

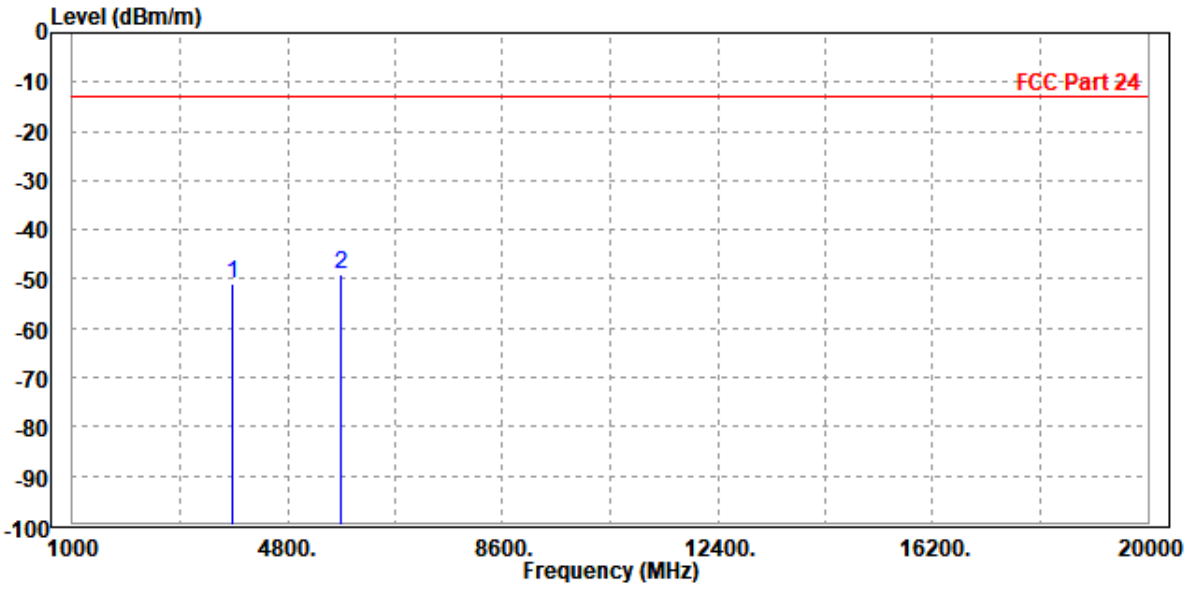

MODE	TX channel 376500	FREQUENCY RANGE	Above 1000MHz
ENVIRONMENTAL CONDITIONS	23deg. C, 70%RH	INPUT POWER	AC 120V/60HZ
TESTED BY	Jace Hu		
ANTENNA POLARITY & TEST DISTANCE: VERTICAL AT 3 M			

		Freq	Level	Read Level	Limit Line	Over Limit	Factor	Remark	Pol/Phase
		MHz	dBm/m	dBm	dBm/m	dB	dB/m		
1		3755.000	-48.95	-57.58	-13.00	-35.95	8.63	Peak	Vertical
2	PP	5617.000	-40.26	-52.59	-13.00	-27.26	12.33	Peak	Vertical

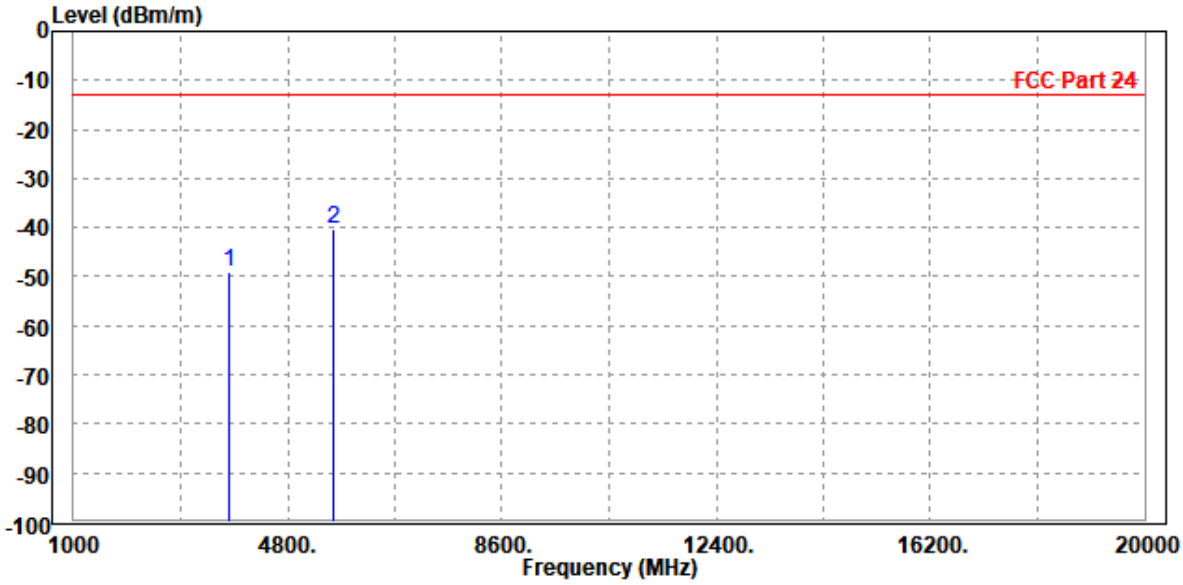

N41 HPUE

CHANNEL BANDWIDTH: 20MHz / QPSK

MODE	TX channel 518598	**FREQUENCY RANGE**	Above 1000MHz
ENVIRONMENTAL CONDITIONS	23deg. C, 70%RH	**INPUT POWER**	AC 120V/60HZ
TESTED BY	Jace Hu		
ANTENNA POLARITY & TEST DISTANCE: HORIZONTAL AT 3 M			

	Freq	Level	Read Level	Limit Line	Over Limit	Factor	Remark	Pol/Phase
	MHz	dBm/m	dBm	dBm/m	dB	dB/m		
1	5082.000	-39.27	-50.45	-25.00	-14.27	11.18	Peak	Horizontal
2 PP	7630.000	-38.35	-52.91	-25.00	-13.35	14.56	Peak	Horizontal

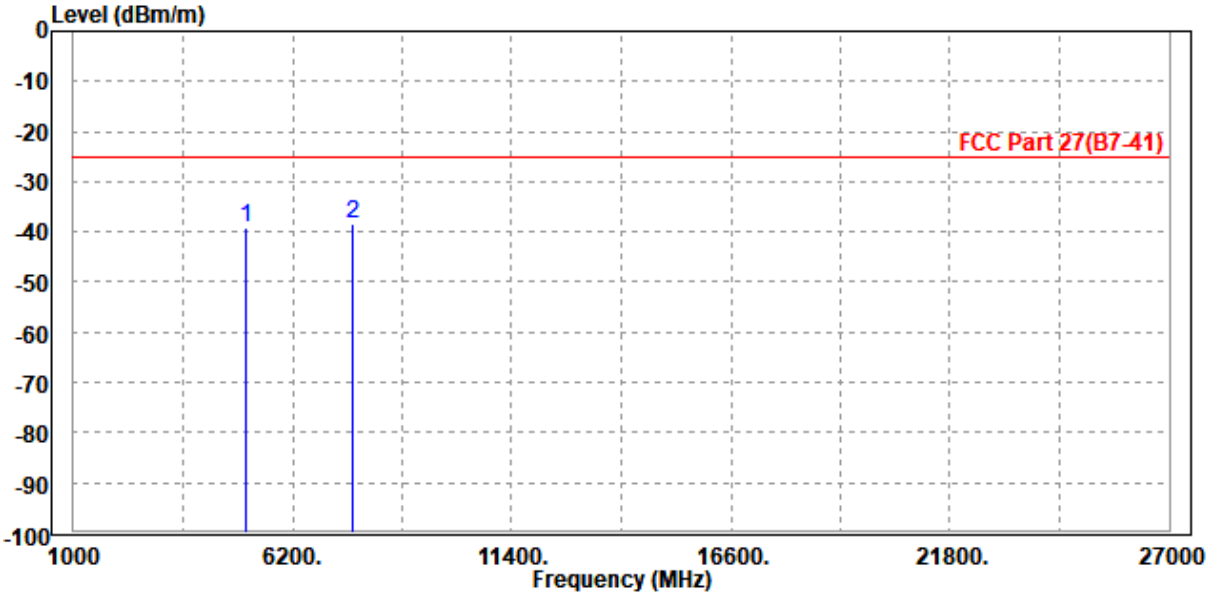

MODE	TX channel 518598	FREQUENCY RANGE	Above 1000MHz
ENVIRONMENTAL CONDITIONS	23deg. C, 70%RH	INPUT POWER	AC 120V/60HZ
TESTED BY	Jace Hu		
ANTENNA POLARITY & TEST DISTANCE: VERTICAL AT 3 M			

	Freq	Level	Read Level	Limit Line	Over Limit	Factor	Remark	Pol/Phase
	MHz	dBm/m	dBm	dBm/m	dB	dB/m		
1	5082.000	-39.21	-50.74	-25.00	-14.21	11.53	Peak	Vertical
2 PP	7630.000	-38.06	-51.64	-25.00	-13.06	13.58	Peak	Vertical

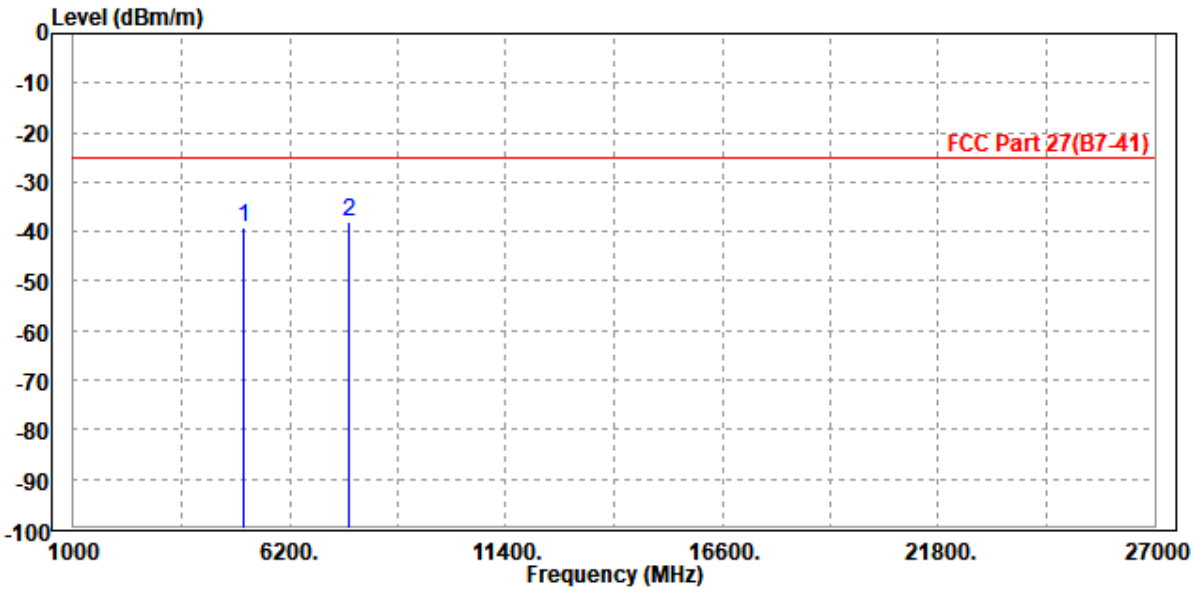

CHANNEL BANDWIDTH: 30MHz / QPSK

MODE	TX channel 518598	**FREQUENCY RANGE**	Above 1000MHz
ENVIRONMENTAL CONDITIONS	23deg. C, 70%RH	**INPUT POWER**	AC 120V/60HZ
TESTED BY	Jace Hu		
ANTENNA POLARITY & TEST DISTANCE: HORIZONTAL AT 3 M			

		Freq	Level	Read Level	Limit Line	Over Limit	Factor	Remark	Pol/Phase
		MHz	dBm/m	dBm	dBm/m	dB	dB/m		
1	PP	5082.000	-36.83	-48.01	-25.00	-11.83	11.18	Peak	Horizontal
2		7630.000	-40.84	-55.40	-25.00	-15.84	14.56	Peak	Horizontal

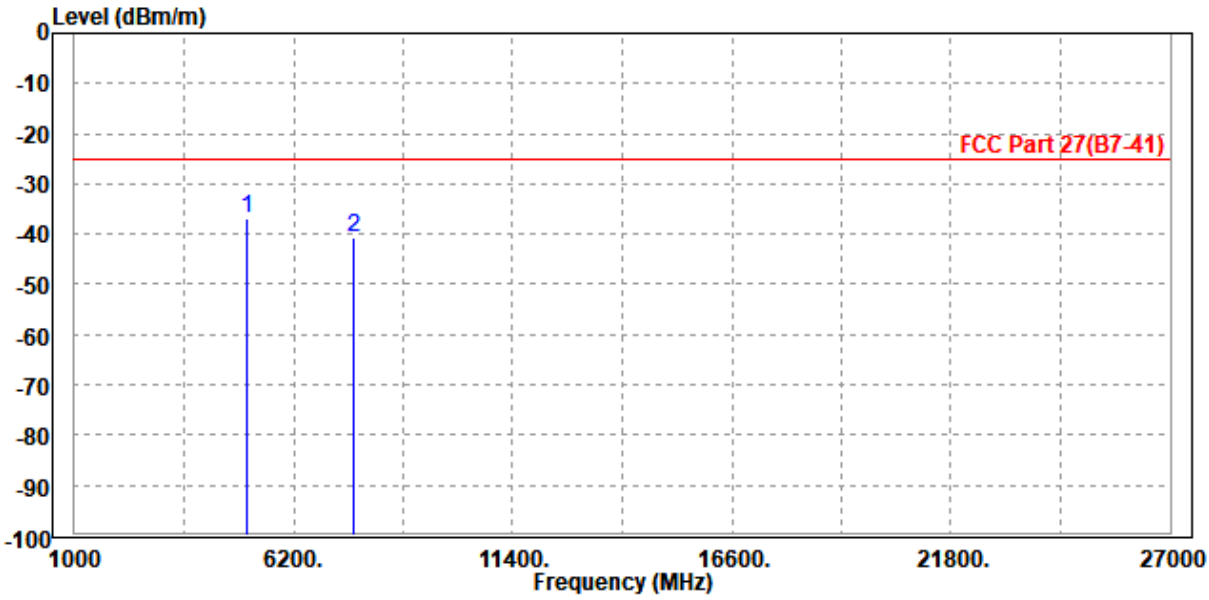

MODE	TX channel 518598	FREQUENCY RANGE	Above 1000MHz
ENVIRONMENTAL CONDITIONS	23deg. C, 70%RH	INPUT POWER	AC 120V/60HZ
TESTED BY	Jace Hu		
ANTENNA POLARITY & TEST DISTANCE: VERTICAL AT 3 M			

	Freq	Level	Read Level	Limit Line	Over Limit	Factor	Remark	Pol/Phase
	MHz	dBm/m	dBm	dBm/m	dB	dB/m		
1	5082.000	-40.20	-51.73	-25.00	-15.20	11.53	Peak	Vertical
2 PP	7630.000	-36.25	-49.83	-25.00	-11.25	13.58	Peak	Vertical

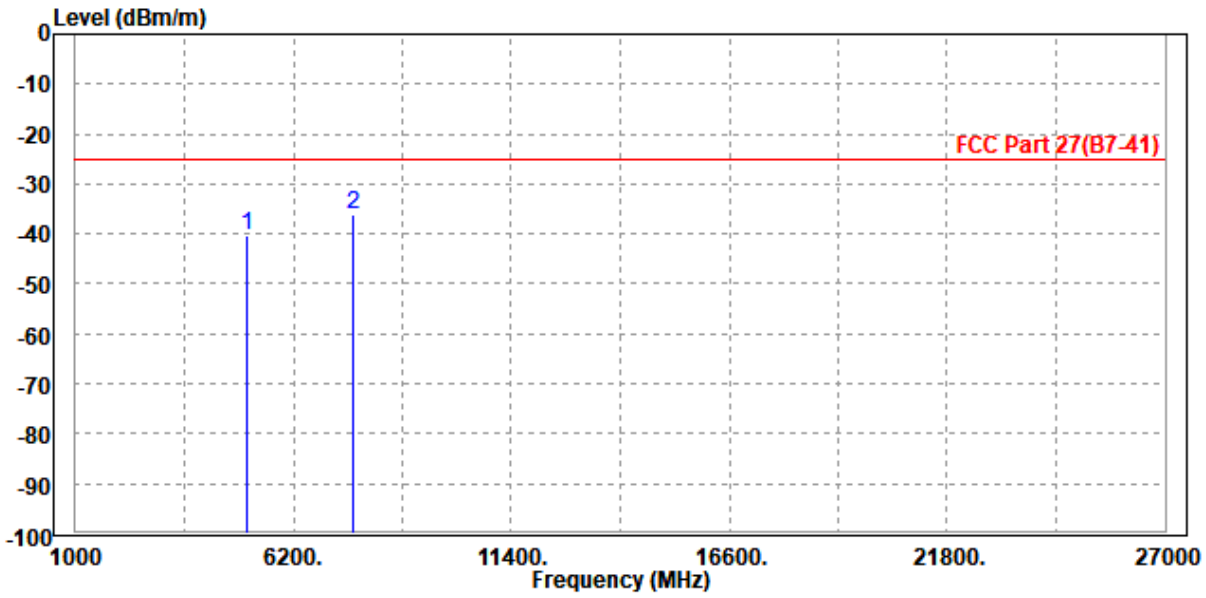

CHANNEL BANDWIDTH: 40MHz / QPSK

MODE	TX channel 518598	**FREQUENCY RANGE**	Above 1000MHz
ENVIRONMENTAL CONDITIONS	23deg. C, 70%RH	**INPUT POWER**	AC 120V/60HZ
TESTED BY	Jace Hu		
ANTENNA POLARITY & TEST DISTANCE: HORIZONTAL AT 3 M			

		Freq	Level	Read Level	Limit Line	Over Limit	Factor	Remark	Pol/Phase
		MHz	dBm/m	dBm	dBm/m	dB	dB/m		
1		5082.000	-36.39	-47.57	-25.00	-11.39	11.18	Peak	Horizontal
2	PP	7630.000	-34.38	-48.94	-25.00	-9.38	14.56	Peak	Horizontal

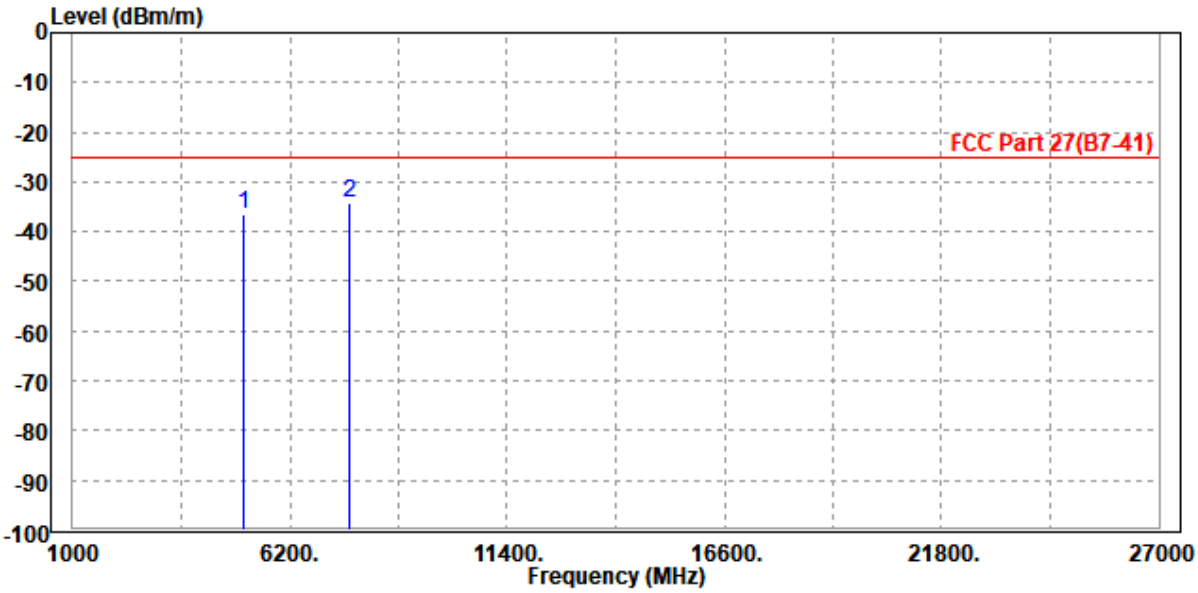

MODE	TX channel 518598	FREQUENCY RANGE	Above 1000MHz
ENVIRONMENTAL CONDITIONS	23deg. C, 70%RH	INPUT POWER	AC 120V/60HZ
TESTED BY	Jace Hu		
ANTENNA POLARITY & TEST DISTANCE: VERTICAL AT 3 M			

		Freq	Level	Read Level	Limit Line	Over Limit	Factor	Remark	Pol/Phase
		MHz	dBm/m	dBm	dBm/m	dB	dB/m		
1	PP	5082.000	-37.11	-48.64	-25.00	-12.11	11.53	Peak	Vertical
2		7630.000	-37.24	-50.82	-25.00	-12.24	13.58	Peak	Vertical

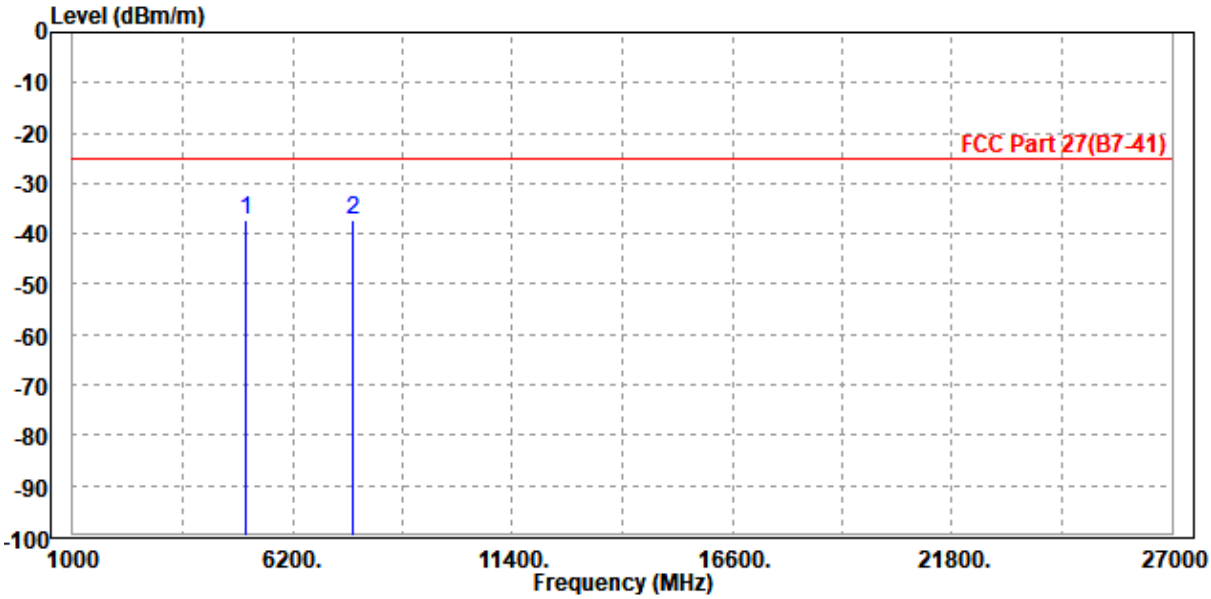

CHANNEL BANDWIDTH: 50MHz / QPSK

MODE	TX channel 518598	**FREQUENCY RANGE**	Above 1000MHz
ENVIRONMENTAL CONDITIONS	23deg. C, 70%RH	**INPUT POWER**	AC 120V/60HZ
TESTED BY	Jace Hu		
ANTENNA POLARITY & TEST DISTANCE: HORIZONTAL AT 3 M			

		Freq	Level	Read Level	Limit Line	Over Limit	Factor	Remark	Pol/Phase
		MHz	dBm/m	dBm	dBm/m	dB	dB/m		
1	PP	5082.000	-36.87	-48.05	-25.00	-11.87	11.18	Peak	Horizontal
2		7630.000	-38.88	-53.44	-25.00	-13.88	14.56	Peak	Horizontal

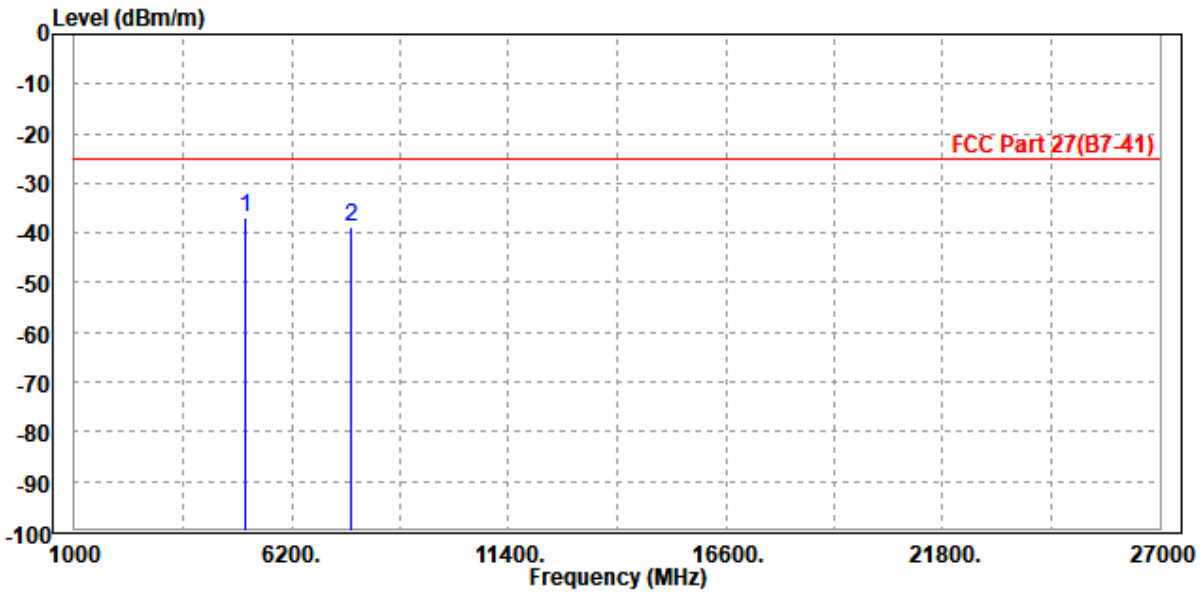

MODE	TX channel 518598	FREQUENCY RANGE	Above 1000MHz
ENVIRONMENTAL CONDITIONS	23deg. C, 70%RH	INPUT POWER	AC 120V/60HZ
TESTED BY	Jace Hu		
ANTENNA POLARITY & TEST DISTANCE: VERTICAL AT 3 M			

		Freq	Level	Read Level	Limit Line	Over Limit	Factor	Remark	Pol/Phase
		MHz	dBm/m	dBm	dBm/m	dB	dB/m		
1	PP	5082.000	-37.83	-49.36	-25.00	-12.83	11.53	Peak	Vertical
2		7630.000	-38.46	-52.04	-25.00	-13.46	13.58	Peak	Vertical

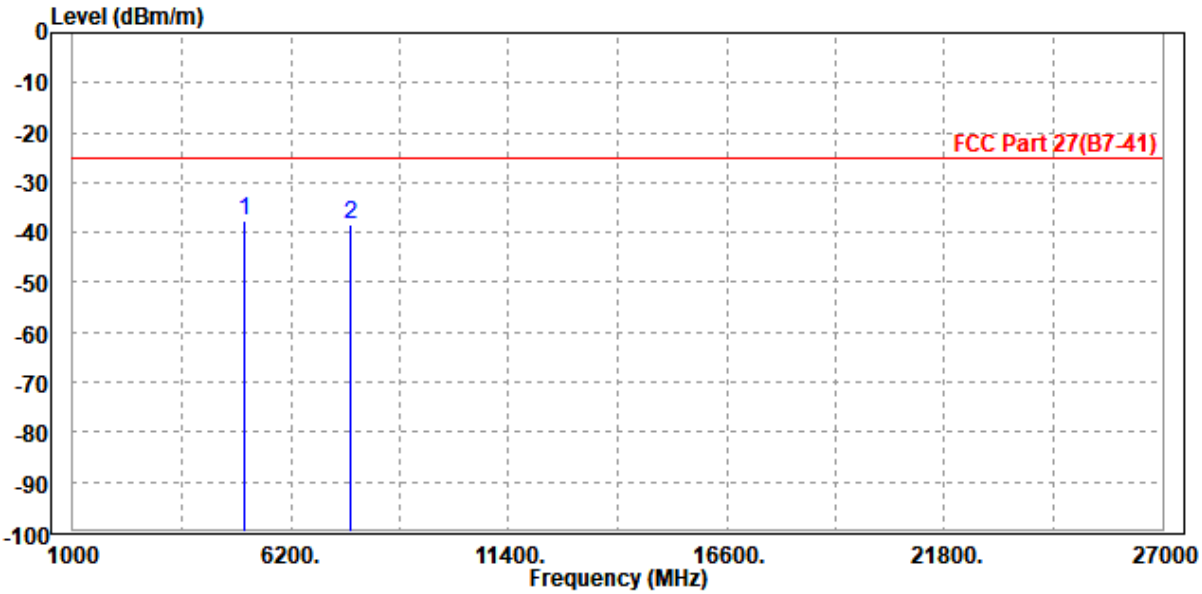

CHANNEL BANDWIDTH: 60MHz / QPSK

MODE	TX channel 518598	**FREQUENCY RANGE**	Above 1000MHz
ENVIRONMENTAL CONDITIONS	23deg. C, 70%RH	**INPUT POWER**	AC 120V/60HZ
TESTED BY	Jace Hu		
ANTENNA POLARITY & TEST DISTANCE: HORIZONTAL AT 3 M			

		Freq	Level	Read Level	Limit Line	Over Limit	Factor	Remark	Pol/Phase
		MHz	dBm/m	dBm	dBm/m	dB	dB/m		
1	PP	5082.000	-35.14	-46.32	-25.00	-10.14	11.18	Peak	Horizontal
2		7630.000	-38.03	-52.59	-25.00	-13.03	14.56	Peak	Horizontal

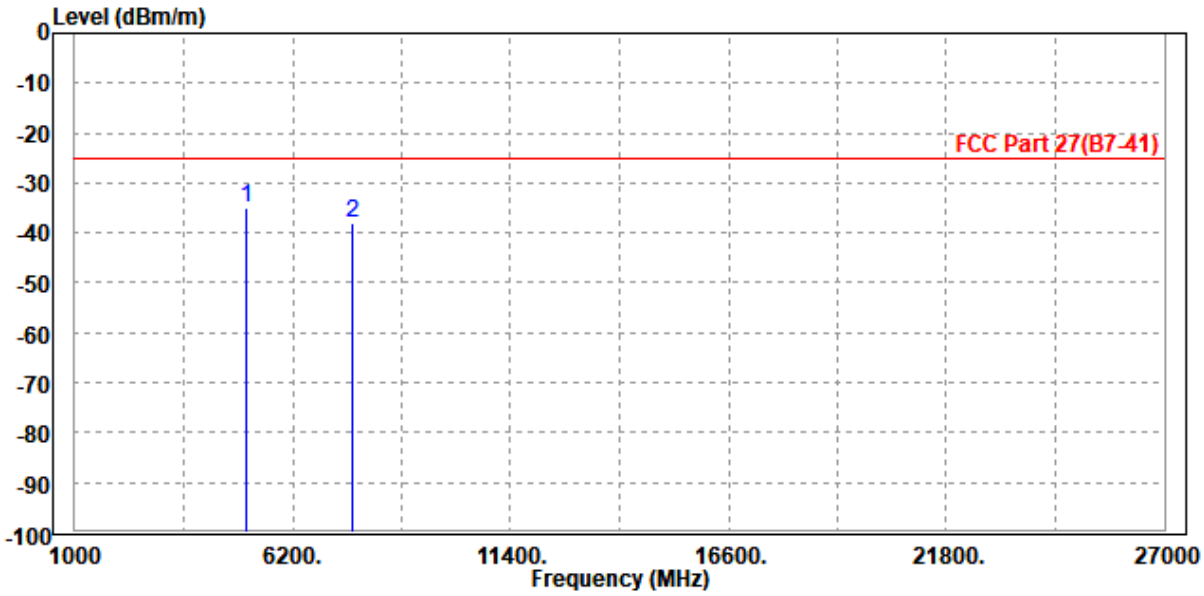

MODE	TX channel 518598	FREQUENCY RANGE	Above 1000MHz
ENVIRONMENTAL CONDITIONS	23deg. C, 70%RH	INPUT POWER	AC 120V/60HZ
TESTED BY	Jace Hu		
ANTENNA POLARITY & TEST DISTANCE: VERTICAL AT 3 M			

		Freq	Level	Read Level	Limit Line	Over Limit	Factor	Remark	Pol/Phase
		MHz	dBm/m	dBm	dBm/m	dB	dB/m		
1		5082.000	-40.36	-51.89	-25.00	-15.36	11.53	Peak	Vertical
2	PP	7630.000	-37.17	-50.75	-25.00	-12.17	13.58	Peak	Vertical

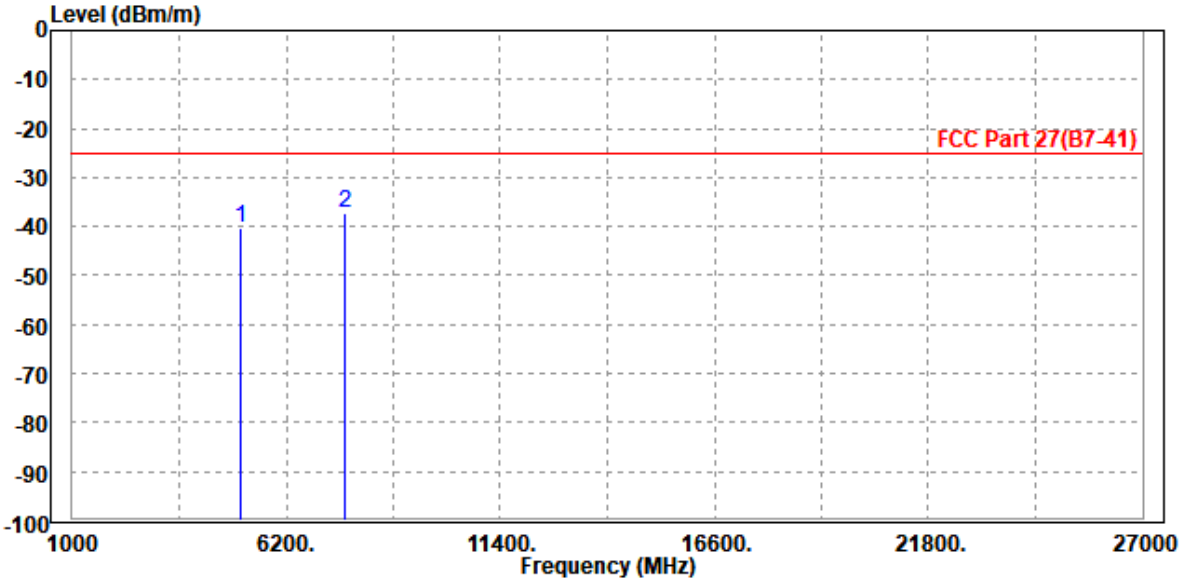

CHANNEL BANDWIDTH: 70MHz / QPSK

MODE	TX channel 518598	**FREQUENCY RANGE**	Above 1000MHz
ENVIRONMENTAL CONDITIONS	23deg. C, 70%RH	**INPUT POWER**	AC 120V/60HZ
TESTED BY	Jace Hu		
ANTENNA POLARITY & TEST DISTANCE: HORIZONTAL AT 3 M			

	Freq	Level	Read Level	Limit Line	Over Limit	Factor	Remark	Pol/Phase
	MHz	dBm/m	dBm	dBm/m	dB	dB/m		
1	5082.000	-36.42	-47.60	-25.00	-11.42	11.18	Peak	Horizontal
2 PP	7630.000	-34.18	-48.74	-25.00	-9.18	14.56	Peak	Horizontal

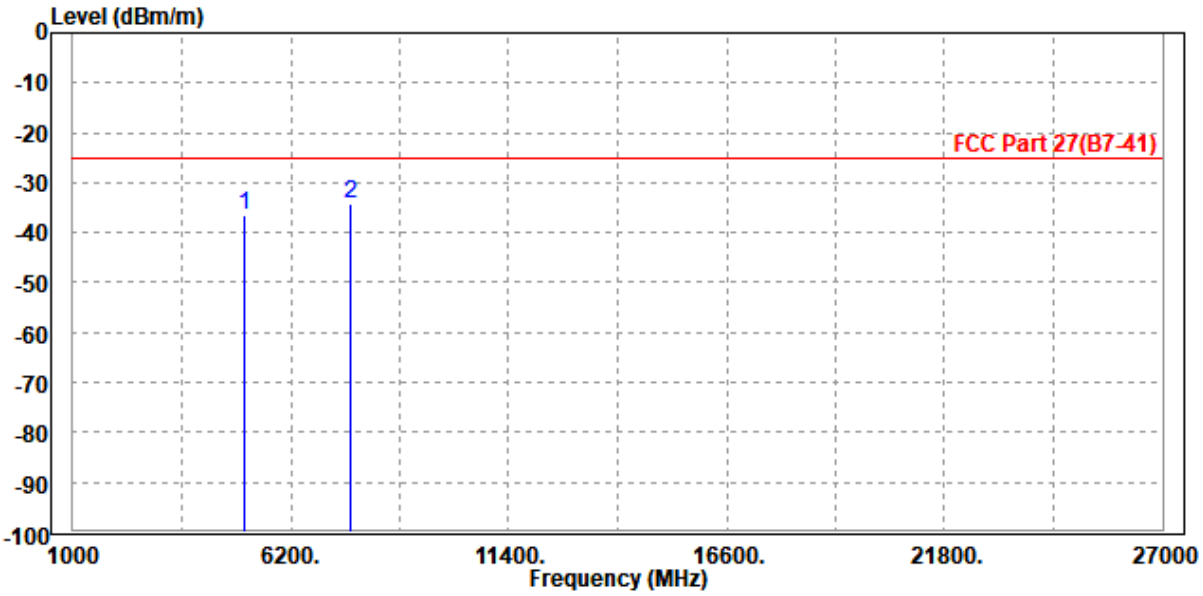

MODE	TX channel 518598	FREQUENCY RANGE	Above 1000MHz
ENVIRONMENTAL CONDITIONS	23deg. C, 70%RH	INPUT POWER	AC 120V/60HZ
TESTED BY	Jace Hu		
ANTENNA POLARITY & TEST DISTANCE: VERTICAL AT 3 M			

		Freq	Level	Read Level	Limit Line	Over Limit	Factor	Remark	Pol/Phase
		MHz	dBm/m	dBm	dBm/m	dB	dB/m		
1		5082.000	-42.56	-54.09	-25.00	-17.56	11.53	Peak	Vertical
2	PP	7630.000	-36.20	-49.78	-25.00	-11.20	13.58	Peak	Vertical

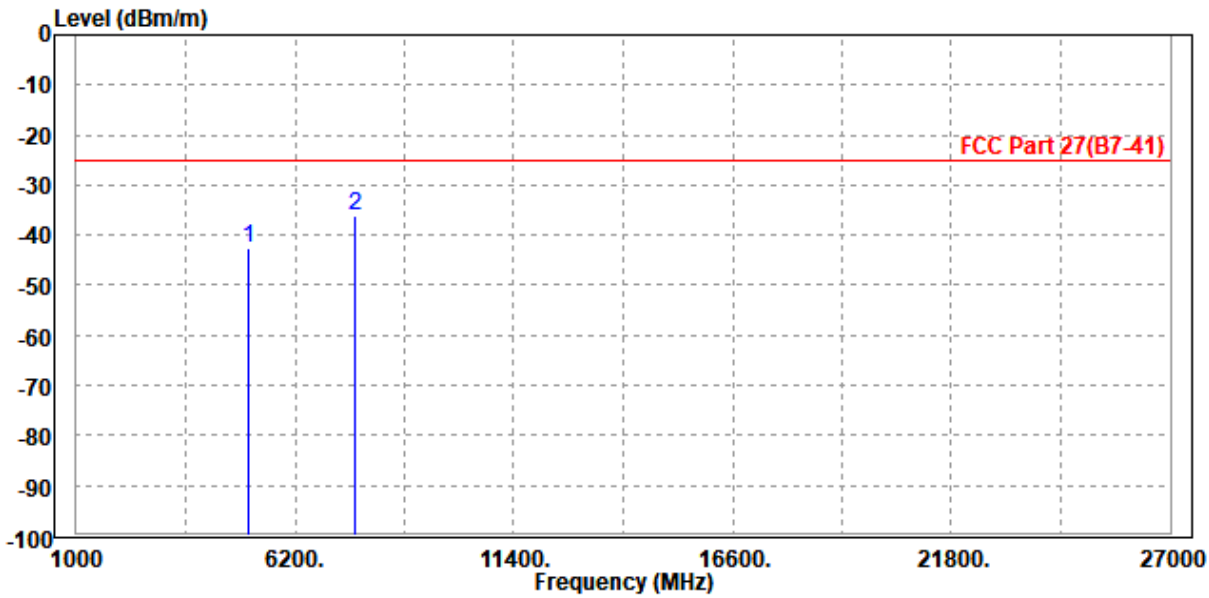

CHANNEL BANDWIDTH: 80MHz / QPSK

MODE	TX channel 518598	**FREQUENCY RANGE**	Above 1000MHz
ENVIRONMENTAL CONDITIONS	23deg. C, 70%RH	**INPUT POWER**	AC 120V/60HZ
TESTED BY	Jace Hu		
ANTENNA POLARITY & TEST DISTANCE: HORIZONTAL AT 3 M			

	Freq	Level	Read Level	Limit Line	Over Limit	Factor	Remark	Pol/Phase
	MHz	dBm/m	dBm	dBm/m	dB	dB/m		
1 PP	5082.000	-36.20	-47.38	-25.00	-11.20	11.18	Peak	Horizontal
2	7630.000	-36.94	-51.50	-25.00	-11.94	14.56	Peak	Horizontal

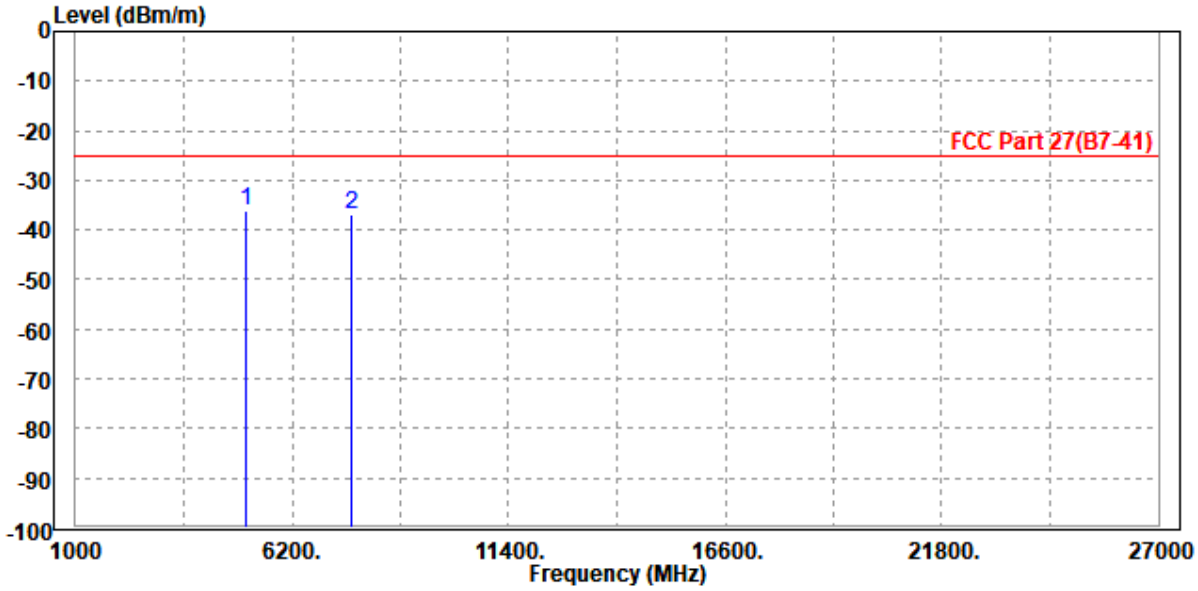

MODE	TX channel 518598	FREQUENCY RANGE	Above 1000MHz
ENVIRONMENTAL CONDITIONS	23deg. C, 70%RH	INPUT POWER	AC 120V/60HZ
TESTED BY	Jace Hu		
ANTENNA POLARITY & TEST DISTANCE: VERTICAL AT 3 M			

		Freq	Level	Read Level	Limit Line	Over Limit	Factor	Remark	Pol/Phase
		MHz	dBm/m	dBm	dBm/m	dB	dB/m		
1		5082.000	-38.76	-50.29	-25.00	-13.76	11.53	Peak	Vertical
2	PP	7630.000	-38.03	-51.61	-25.00	-13.03	13.58	Peak	Vertical

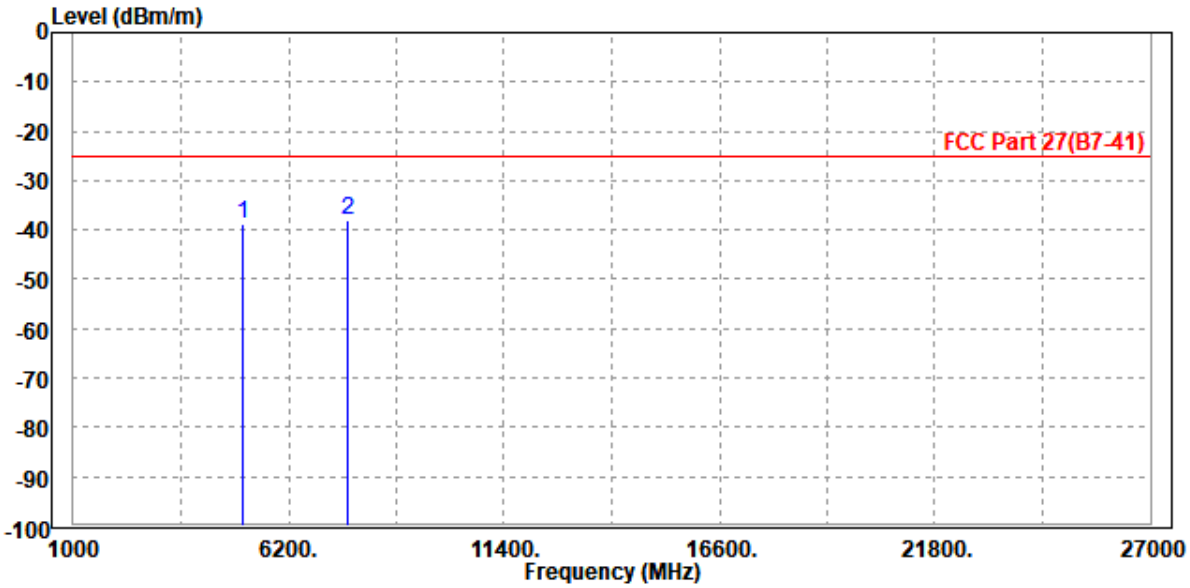

CHANNEL BANDWIDTH: 90MHz / QPSK

MODE	TX channel 518598	**FREQUENCY RANGE**	Above 1000MHz
ENVIRONMENTAL CONDITIONS	23deg. C, 70%RH	**INPUT POWER**	AC 120V/60HZ
TESTED BY	Jace Hu		
ANTENNA POLARITY & TEST DISTANCE: HORIZONTAL AT 3 M			

		Freq	Level	Read Level	Limit Line	Over Limit	Factor	Remark	Pol/Phase
		MHz	dBm/m	dBm	dBm/m	dB	dB/m		
1		5082.000	-37.24	-48.42	-25.00	-12.24	11.18	Peak	Horizontal
2	PP	7630.000	-34.09	-48.65	-25.00	-9.09	14.56	Peak	Horizontal

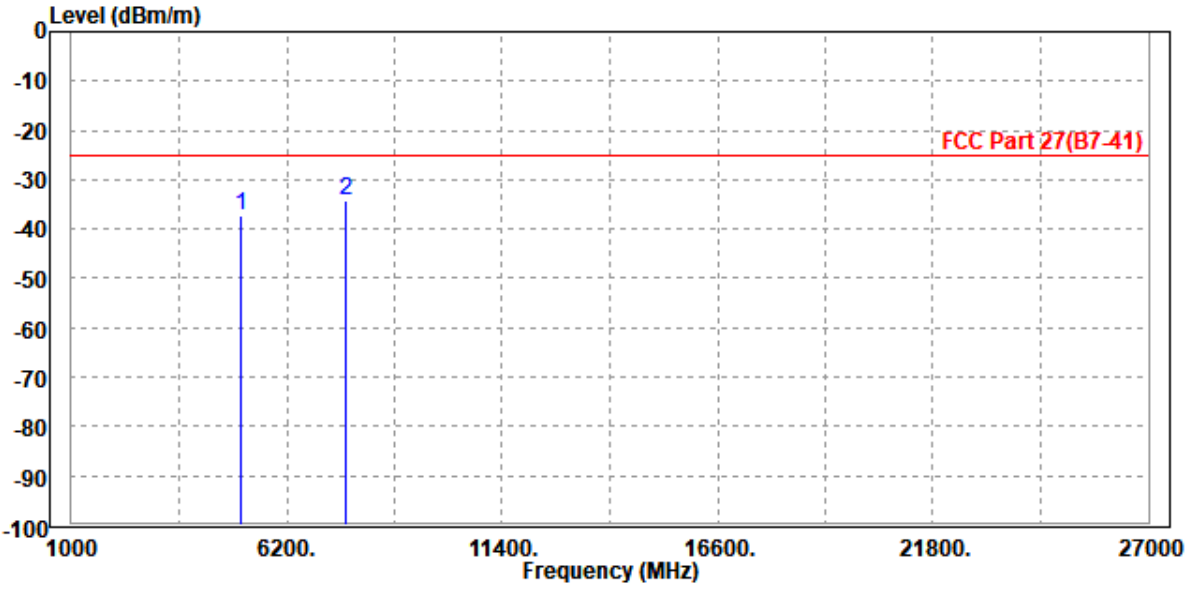

MODE	TX channel 518598	FREQUENCY RANGE	Above 1000MHz
ENVIRONMENTAL CONDITIONS	23deg. C, 70%RH	INPUT POWER	AC 120V/60HZ
TESTED BY	Jace Hu		
ANTENNA POLARITY & TEST DISTANCE: VERTICAL AT 3 M			

		Freq	Level	Read Level	Limit Line	Over Limit	Factor	Remark	Pol/Phase
		MHz	dBm/m	dBm	dBm/m	dB	dB/m		
1		5082.000	-39.17	-50.70	-25.00	-14.17	11.53	Peak	Vertical
2	PP	7630.000	-36.03	-49.61	-25.00	-11.03	13.58	Peak	Vertical

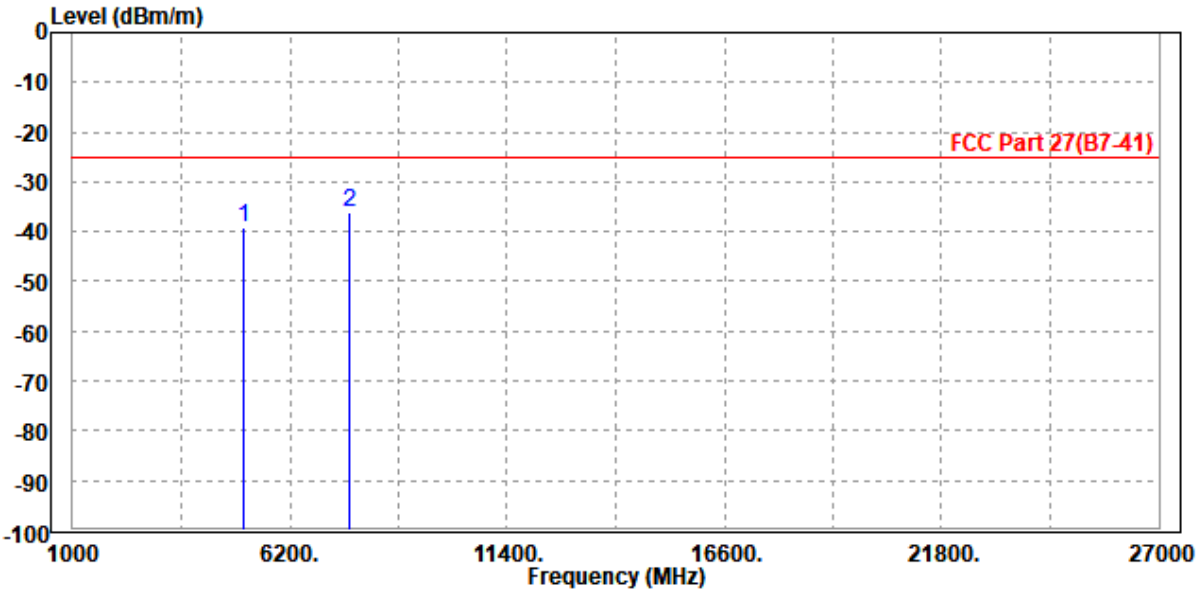

CHANNEL BANDWIDTH: 100MHz / QPSK

CH 509202

MODE	TX channel 509202	FREQUENCY RANGE	Above 1000MHz
ENVIRONMENTAL CONDITIONS	23deg. C, 70%RH	INPUT POWER	AC 120V/60HZ
TESTED BY	Jace Hu		
ANTENNA POLARITY & TEST DISTANCE: HORIZONTAL AT 3 M			

		Freq	Level	Read Level	Limit Line	Over Limit	Factor	Remark	Pol/Phase
		MHz	dBm/m	dBm	dBm/m	dB	dB/m		
1	PP	5004.000	-30.38	-41.45	-25.00	-5.38	11.07	Peak	Horizontal
2		7500.000	-36.48	-50.82	-25.00	-11.48	14.34	Peak	Horizontal

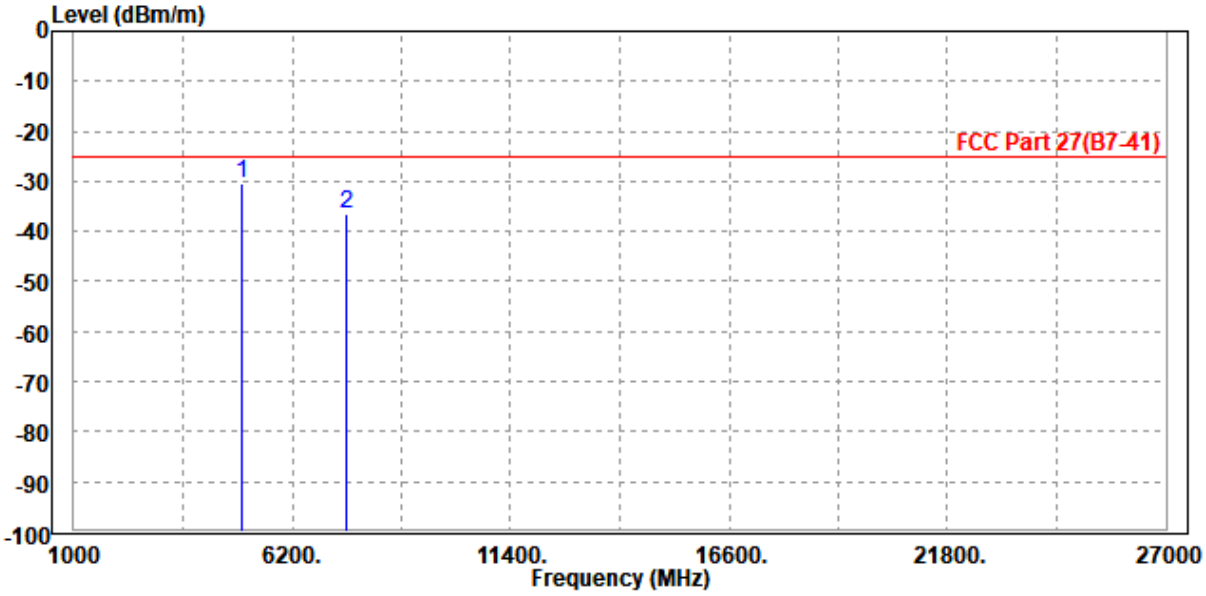

MODE	TX channel 509202	FREQUENCY RANGE	Above 1000MHz
ENVIRONMENTAL CONDITIONS	23deg. C, 70%RH	INPUT POWER	AC 120V/60HZ
TESTED BY	Jace Hu		
ANTENNA POLARITY & TEST DISTANCE: VERTICAL AT 3 M			

		Freq	Level	Read Level	Limit Line	Over Limit	Factor	Remark	Pol/Phase
		MHz	dBm/m	dBm	dBm/m	dB	dB/m		
1		5004.000	-45.75	-57.13	-25.00	-20.75	11.38	Peak	Vertical
2	PP	7500.000	-36.51	-49.53	-25.00	-11.51	13.02	Peak	Vertical

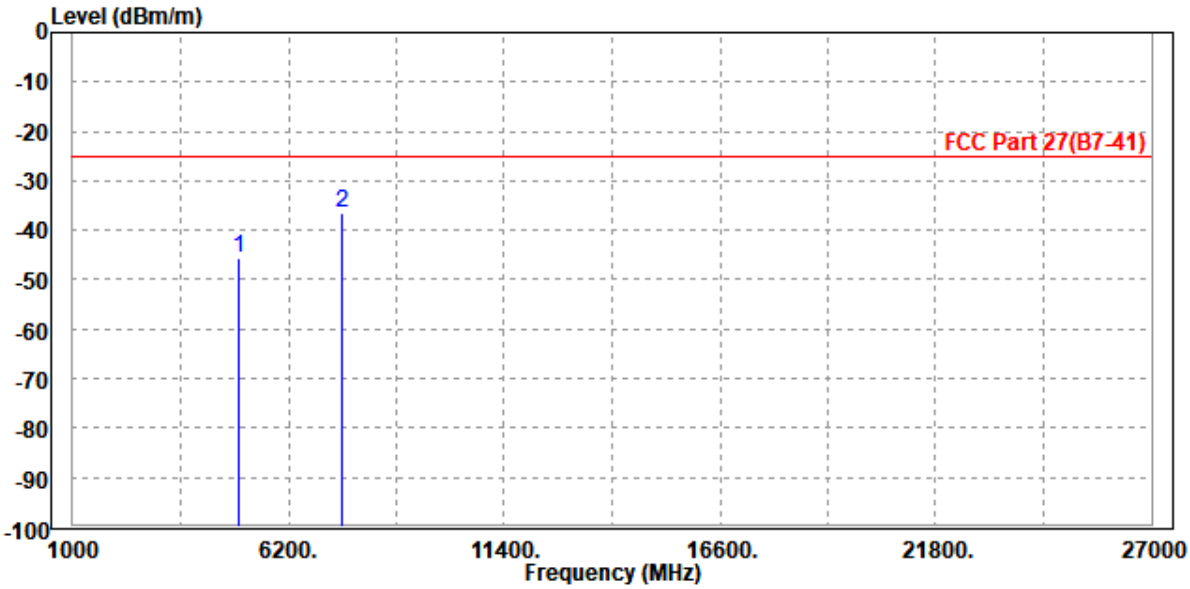

CH 51898

MODE	TX channel 518598	FREQUENCY RANGE	Above 1000MHz
ENVIRONMENTAL CONDITIONS	23deg. C, 70%RH	INPUT POWER	AC 120V/60HZ
TESTED BY	Jace Hu		
ANTENNA POLARITY & TEST DISTANCE: HORIZONTAL AT 3 M			

	Freq	Level	Read Level	Limit Line	Over Limit	Factor	Remark	Pol/Phase
	MHz	dBm/m	dBm	dBm/m	dB	dB/m		
1	5082.000	-45.47	-56.65	-25.00	-20.47	11.18	Peak	Horizontal
2 PP	7630.000	-33.37	-47.93	-25.00	-8.37	14.56	Peak	Horizontal

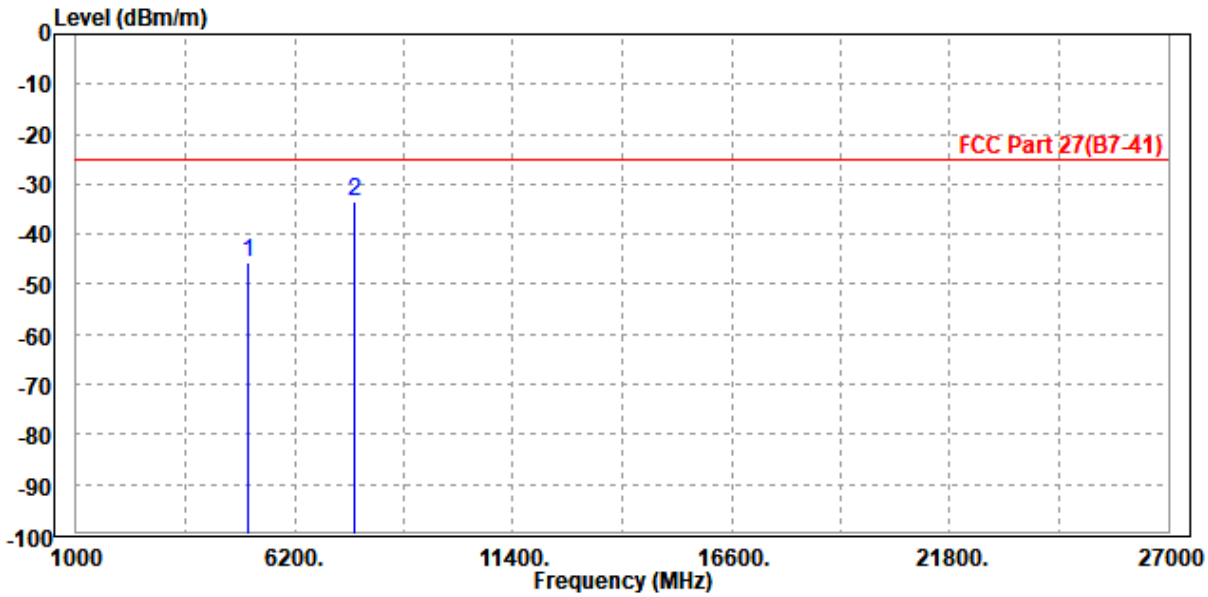

MODE	TX channel 518598	FREQUENCY RANGE	Above 1000MHz
ENVIRONMENTAL CONDITIONS	23deg. C, 70%RH	INPUT POWER	AC 120V/60HZ
TESTED BY	Jace Hu		
ANTENNA POLARITY & TEST DISTANCE: VERTICAL AT 3 M			

	Freq	Level	Read Level	Limit Line	Over Limit	Factor	Remark	Pol/Phase
	MHz	dBm/m	dBm	dBm/m	dB	dB/m		
1	5082.000	-37.79	-49.32	-25.00	-12.79	11.53	Peak	Vertical
2 PP	7630.000	-37.09	-50.67	-25.00	-12.09	13.58	Peak	Vertical

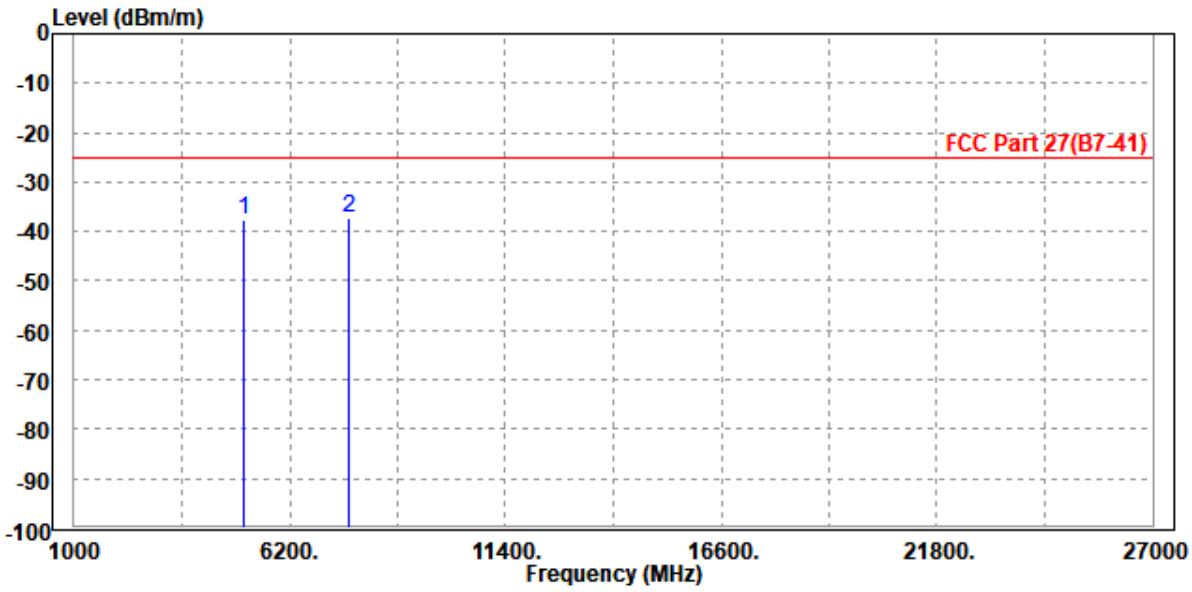

CH 528000

MODE	TX channel 528000	FREQUENCY RANGE	Above 1000MHz
ENVIRONMENTAL CONDITIONS	23deg. C, 70%RH	INPUT POWER	AC 120V/60HZ
TESTED BY	Jace Hu		
ANTENNA POLARITY & TEST DISTANCE: HORIZONTAL AT 3 M			

	Freq	Level	Read Level	Limit Line	Over Limit	Factor	Remark	Pol/Phase
	MHz	dBm/m	dBm	dBm/m	dB	dB/m		
1	5186.000	-40.74	-52.08	-25.00	-15.74	11.34	Peak	Horizontal
2 PP	7760.000	-32.89	-47.68	-25.00	-7.89	14.79	Peak	Horizontal

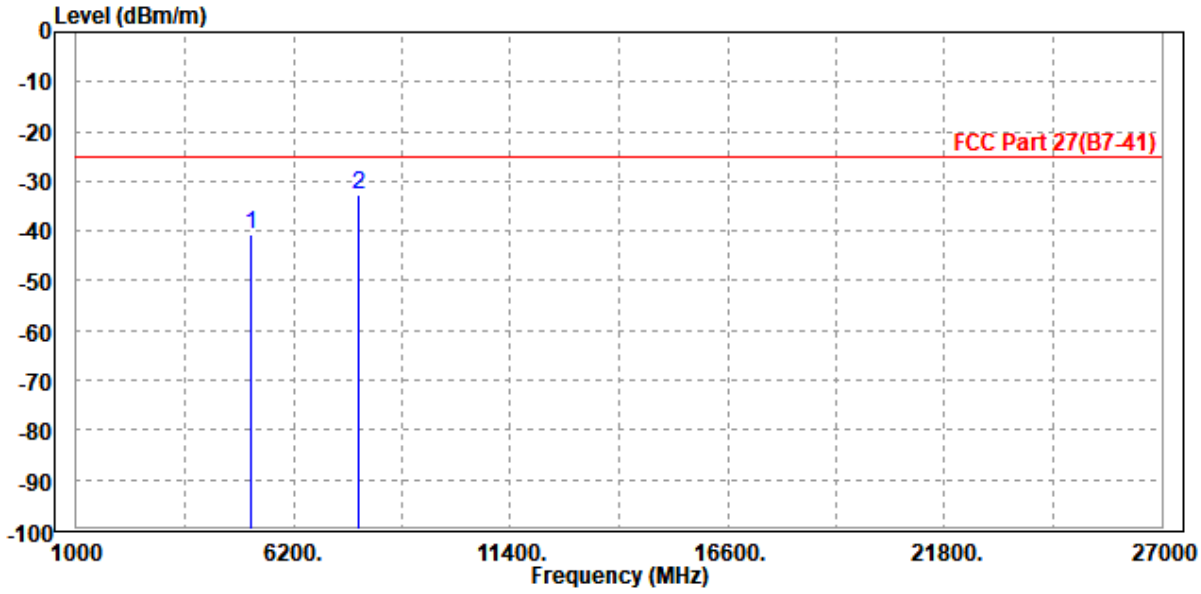

MODE	TX channel 528000	FREQUENCY RANGE	Above 1000MHz
ENVIRONMENTAL CONDITIONS	23deg. C, 70%RH	INPUT POWER	AC 120V/60HZ
TESTED BY	Jace Hu		
ANTENNA POLARITY & TEST DISTANCE: VERTICAL AT 3 M			

		Freq	Level	Read Level	Limit Line	Over Limit	Factor	Remark	Pol/Phase
		MHz	dBm/m	dBm	dBm/m	dB	dB/m		
1	PP	5290.000	-47.33	-59.26	-25.00	-22.33	11.93	Peak	Vertical
2		7916.000	-48.75	-63.58	-25.00	-23.75	14.83	Peak	Vertical

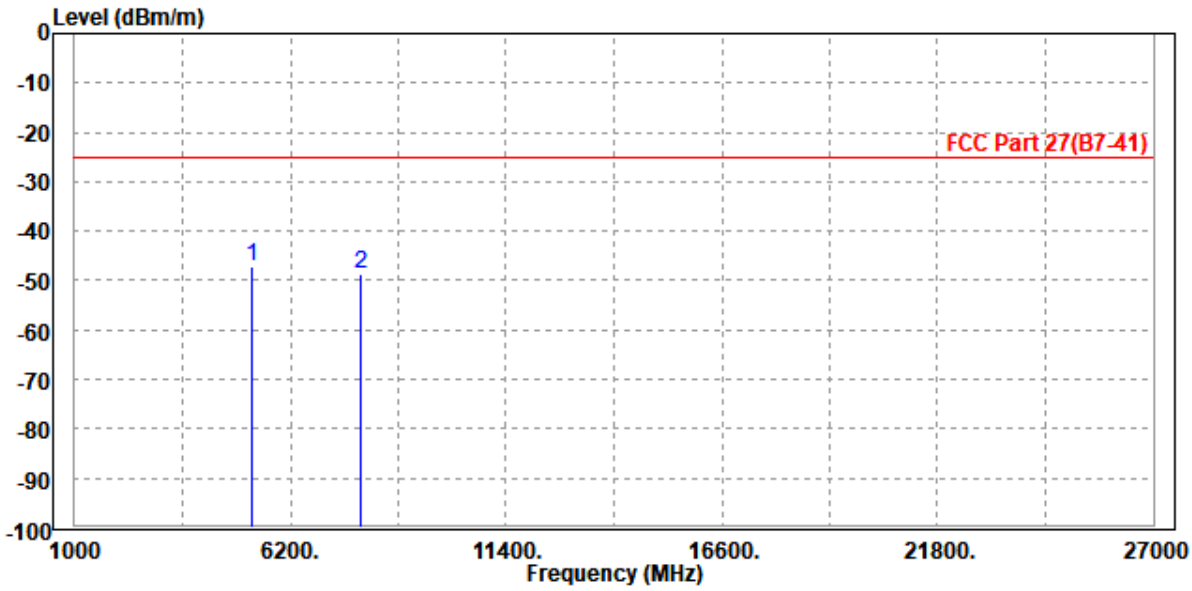

N41 MIMO HPUE

CHANNEL BANDWIDTH: 20MHz / QPSK

CH 501204

MODE	TX channel 501204	FREQUENCY RANGE	Above 1000MHz
ENVIRONMENTAL CONDITIONS	23deg. C, 70%RH	INPUT POWER	AC 120V/60HZ
TESTED BY	Jace Hu		
ANTENNA POLARITY & TEST DISTANCE: HORIZONTAL AT 3 M			

	Freq	Level	Read Level	Limit Line	Over Limit	Factor	Remark	Pol/Phase
	MHz	dBm/m	dBm	dBm/m	dB	dB/m		
1	5004.000	-45.11	-56.18	-25.00	-20.11	11.07	Peak	Horizontal
2 PP	7500.000	-32.99	-47.33	-25.00	-7.99	14.34	Peak	Horizontal

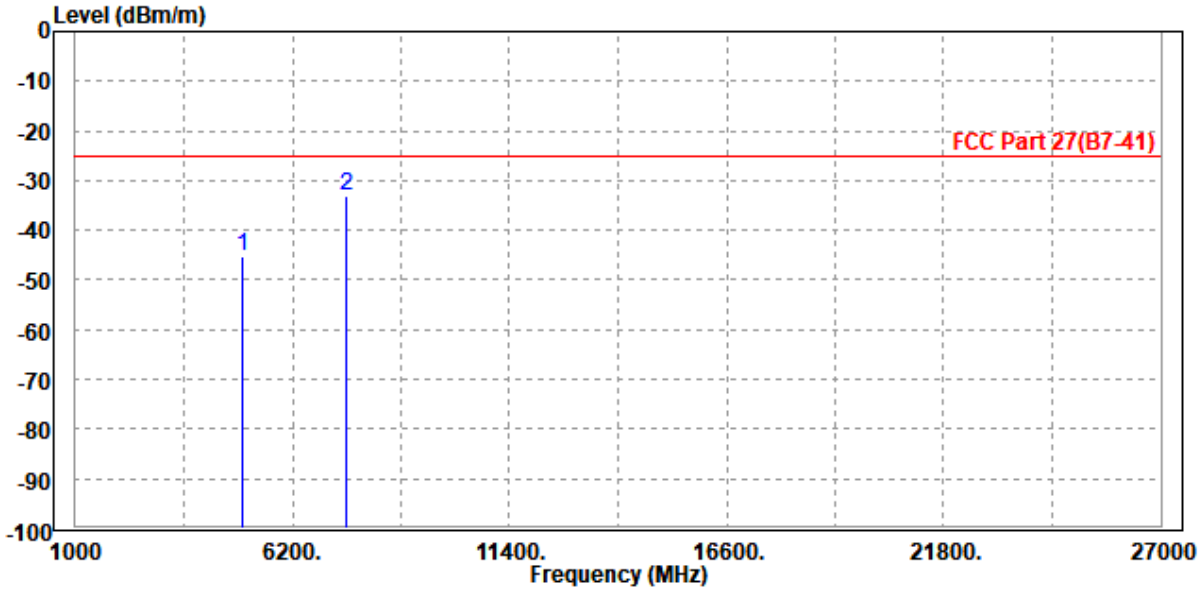

MODE	TX channel 501204	FREQUENCY RANGE	Above 1000MHz
ENVIRONMENTAL CONDITIONS	23deg. C, 70%RH	INPUT POWER	AC 120V/60HZ
TESTED BY	Jace Hu		
ANTENNA POLARITY & TEST DISTANCE: VERTICAL AT 3 M			

	Freq	Level	Read Level	Limit Line	Over Limit	Factor	Remark	Pol/Phase
	MHz	dBm/m	dBm	dBm/m	dB	dB/m		
1	4874.000	-47.11	-58.25	-25.00	-22.11	11.14	Peak	Vertical
2 PP	7500.000	-30.13	-43.15	-25.00	-5.13	13.02	Peak	Vertical

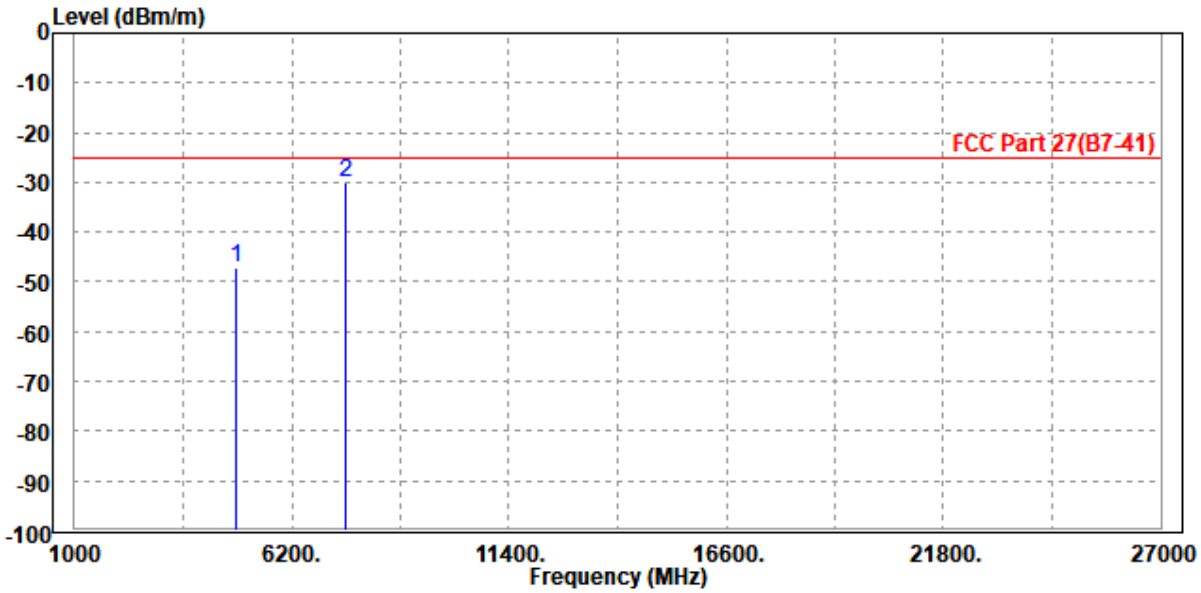

CH 518598

MODE	TX channel 518598	FREQUENCY RANGE	Above 1000MHz
ENVIRONMENTAL CONDITIONS	23deg. C, 70%RH	INPUT POWER	AC 120V/60HZ
TESTED BY	Jace Hu		
ANTENNA POLARITY & TEST DISTANCE: HORIZONTAL AT 3 M			

	Freq	Level	Read Level	Limit Line	Over Limit	Factor	Remark	Pol/Phase
	MHz	dBm/m	dBm	dBm/m	dB	dB/m		
1	5160.000	-39.82	-51.12	-25.00	-14.82	11.30	Peak	Horizontal
2 PP	7760.000	-30.06	-44.85	-25.00	-5.06	14.79	Peak	Horizontal

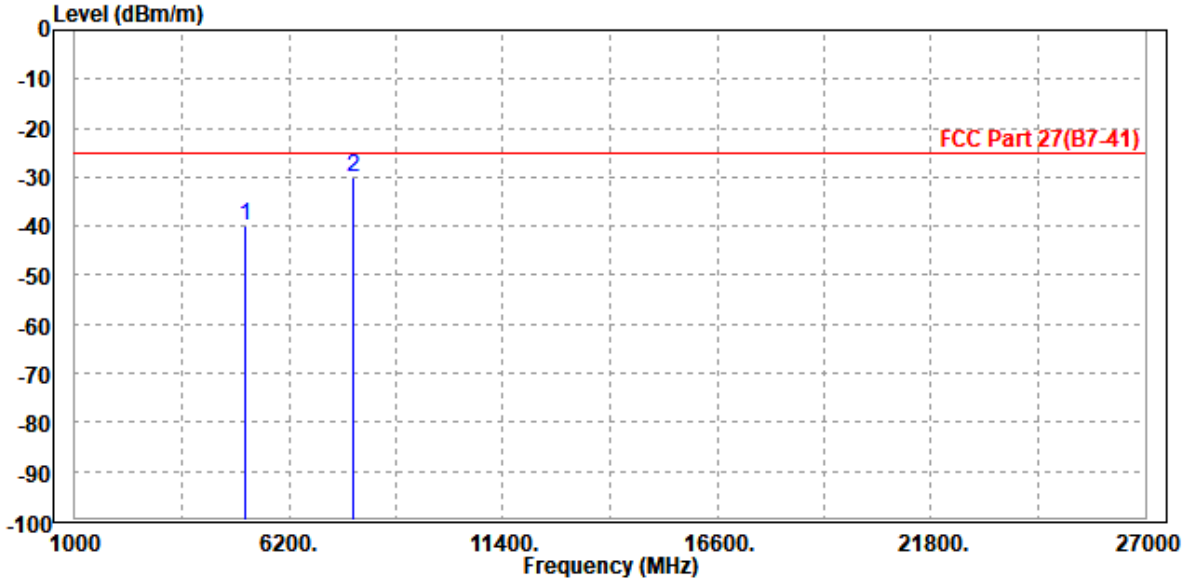

MODE	TX channel 518598	FREQUENCY RANGE	Above 1000MHz
ENVIRONMENTAL CONDITIONS	23deg. C, 70%RH	INPUT POWER	AC 120V/60HZ
TESTED BY	Jace Hu		
ANTENNA POLARITY & TEST DISTANCE: VERTICAL AT 3 M			

	Freq	Level	Read Level	Limit Line	Over Limit	Factor	Remark	Pol/Phase
	MHz	dBm/m	dBm	dBm/m	dB	dB/m		
1	5160.000	-42.61	-54.29	-25.00	-17.61	11.68	Peak	Vertical
2 PP	7760.000	-30.24	-44.39	-25.00	-5.24	14.15	Peak	Vertical

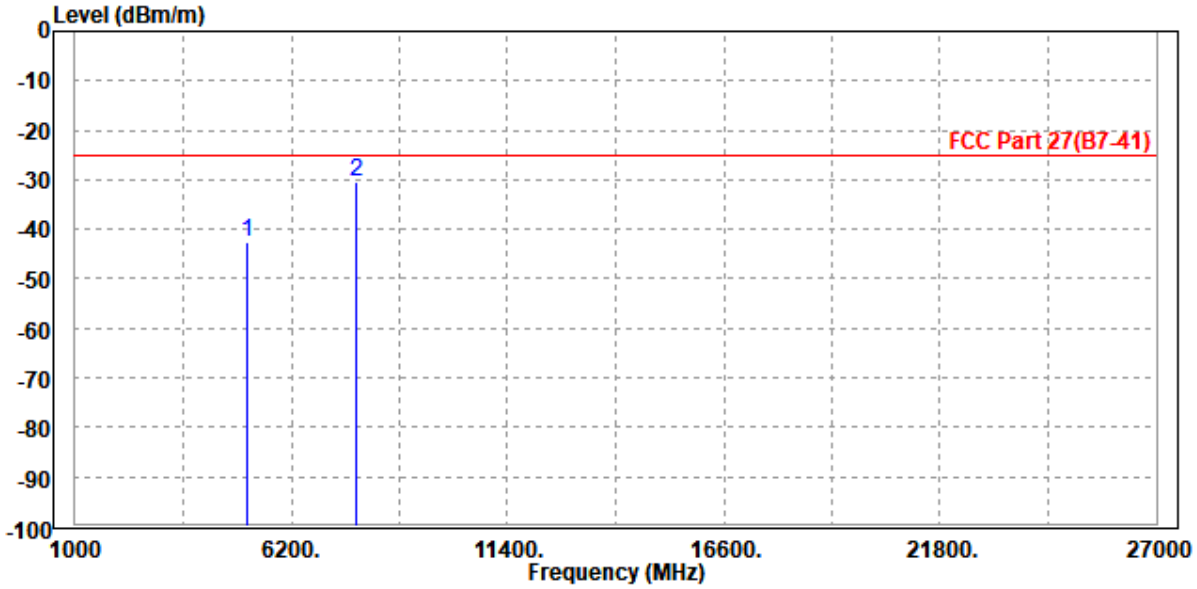

CH 535998

MODE	TX channel 535998	FREQUENCY RANGE	Above 1000MHz
ENVIRONMENTAL CONDITIONS	23deg. C, 70%RH	INPUT POWER	AC 120V/60HZ
TESTED BY	Jace Hu		
ANTENNA POLARITY & TEST DISTANCE: HORIZONTAL AT 3 M			

	Freq	Level	Read Level	Limit Line	Over Limit	Factor	Remark	Pol/Phase
	MHz	dBm/m	dBm	dBm/m	dB	dB/m		
1	5342.000	-39.17	-50.74	-25.00	-14.17	11.57	Peak	Horizontal
2 PP	8020.000	-32.29	-47.53	-25.00	-7.29	15.24	Peak	Horizontal

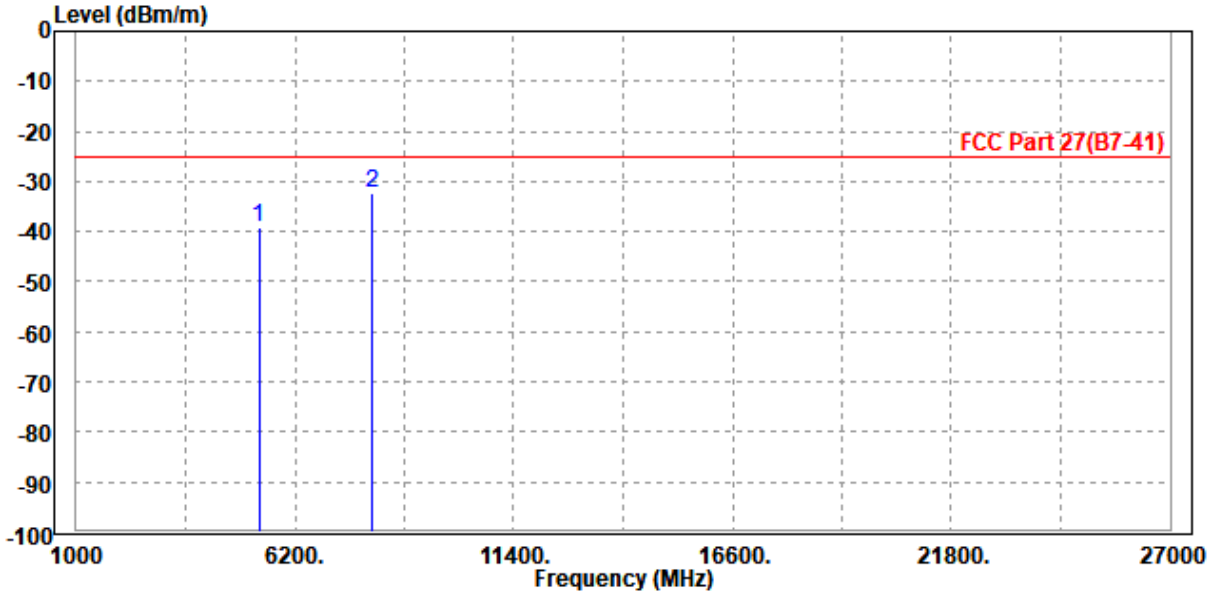

MODE	TX channel 535998	FREQUENCY RANGE	Above 1000MHz
ENVIRONMENTAL CONDITIONS	23deg. C, 70%RH	INPUT POWER	AC 120V/60HZ
TESTED BY	Jace Hu		
ANTENNA POLARITY & TEST DISTANCE: VERTICAL AT 3 M			

	Freq	Level	Read Level	Limit Line	Over Limit	Factor	Remark	Pol/Phase
	MHz	dBm/m	dBm	dBm/m	dB	dB/m		
1	5342.000	-44.72	-56.75	-25.00	-19.72	12.03	Peak	Vertical
2 PP	8020.000	-31.97	-47.23	-25.00	-6.97	15.26	Peak	Vertical

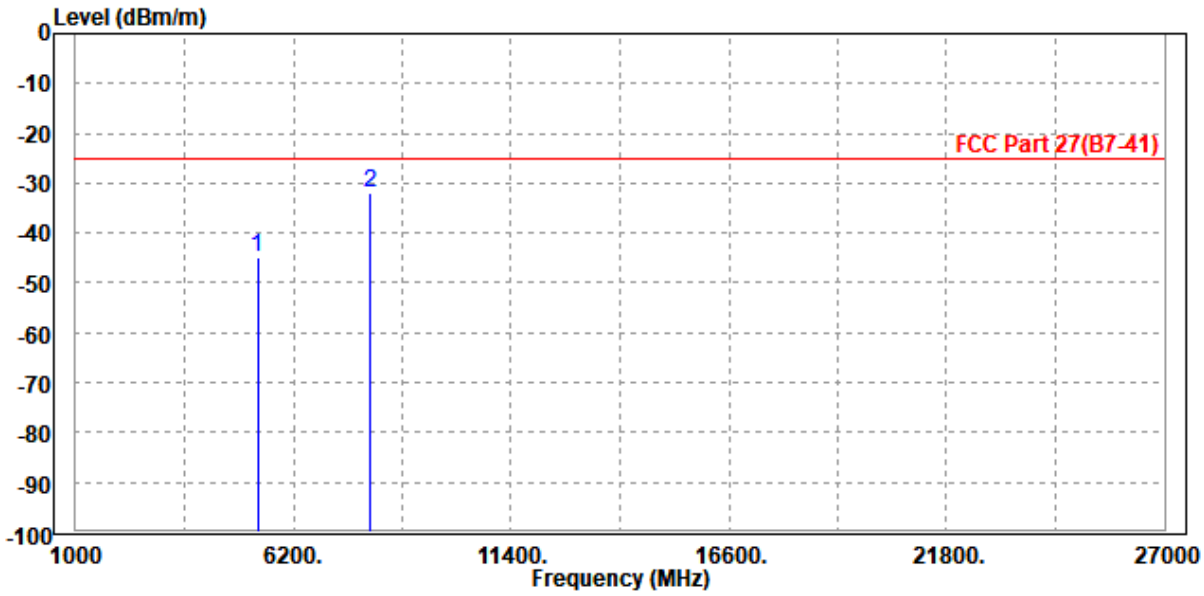

CHANNEL BANDWIDTH: 30MHz / QPSK

MODE	TX channel 518598	**FREQUENCY RANGE**	Above 1000MHz
ENVIRONMENTAL CONDITIONS	23deg. C, 70%RH	**INPUT POWER**	AC 120V/60HZ
TESTED BY	Jace Hu		
ANTENNA POLARITY & TEST DISTANCE: HORIZONTAL AT 3 M			

	Freq	Level	Read Level	Limit Line	Over Limit	Factor	Remark	Pol/Phase
	MHz	dBm/m	dBm	dBm/m	dB	dB/m		
1	5160.000	-44.87	-56.17	-25.00	-19.87	11.30	Peak	Horizontal
2 PP	7734.000	-28.86	-43.60	-25.00	-3.86	14.74	Peak	Horizontal

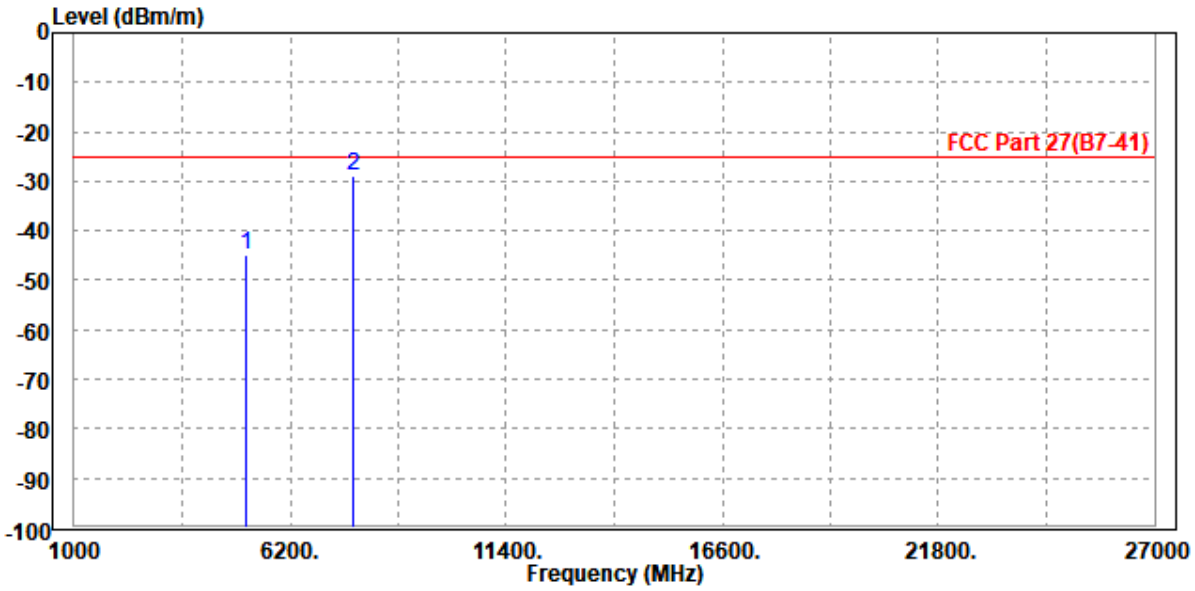

MODE	TX channel 518598	FREQUENCY RANGE	Above 1000MHz
ENVIRONMENTAL CONDITIONS	23deg. C, 70%RH	INPUT POWER	AC 120V/60HZ
TESTED BY	Jace Hu		
ANTENNA POLARITY & TEST DISTANCE: VERTICAL AT 3 M			

		Freq	Level	Read Level	Limit Line	Over Limit	Factor	Remark	Pol/Phase
		MHz	dBm/m	dBm	dBm/m	dB	dB/m		
1		5160.000	-42.72	-54.40	-25.00	-17.72	11.68	Peak	Vertical
2	PP	7734.000	-34.15	-48.19	-25.00	-9.15	14.04	Peak	Vertical

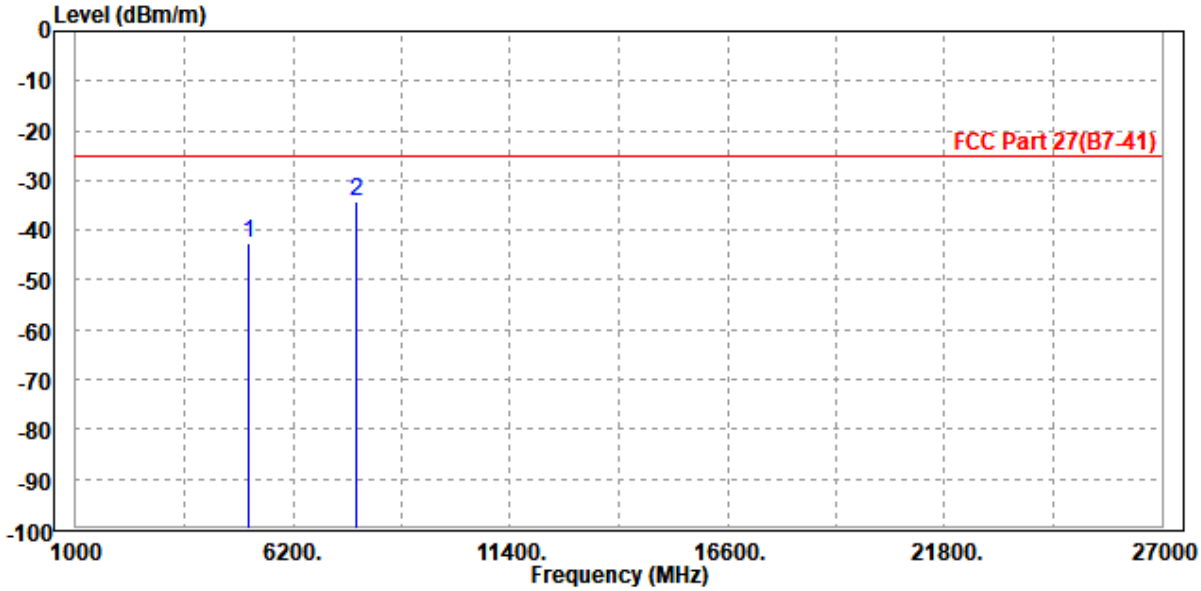

CHANNEL BANDWIDTH: 40MHz / QPSK

MODE	TX channel 518598	**FREQUENCY RANGE**	Above 1000MHz
ENVIRONMENTAL CONDITIONS	23deg. C, 70%RH	**INPUT POWER**	AC 120V/60HZ
TESTED BY	Jace Hu		
ANTENNA POLARITY & TEST DISTANCE: HORIZONTAL AT 3 M			

		Freq	Level	Read Level	Limit Line	Over Limit	Factor	Remark	Pol/Phase
		MHz	dBm/m	dBm	dBm/m	dB	dB/m		
1		5160.000	-45.05	-56.35	-25.00	-20.05	11.30	Peak	Horizontal
2	PP	7734.000	-27.67	-42.41	-25.00	-2.67	14.74	Peak	Horizontal

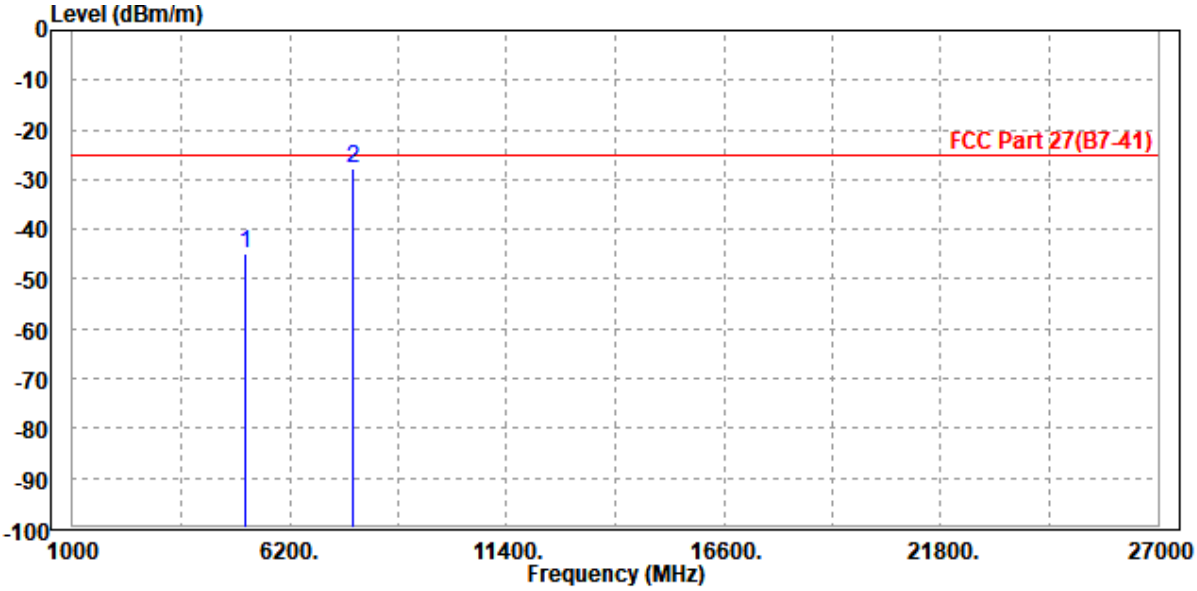

MODE	TX channel 518598	FREQUENCY RANGE	Above 1000MHz
ENVIRONMENTAL CONDITIONS	23deg. C, 70%RH	INPUT POWER	AC 120V/60HZ
TESTED BY	Jace Hu		
ANTENNA POLARITY & TEST DISTANCE: VERTICAL AT 3 M			

		Freq	Level	Read Level	Limit Line	Over Limit	Factor	Remark	Pol/Phase
		MHz	dBm/m	dBm	dBm/m	dB	dB/m		
1		5160.000	-42.82	-54.50	-25.00	-17.82	11.68	Peak	Vertical
2	PP	7734.000	-32.83	-46.87	-25.00	-7.83	14.04	Peak	Vertical

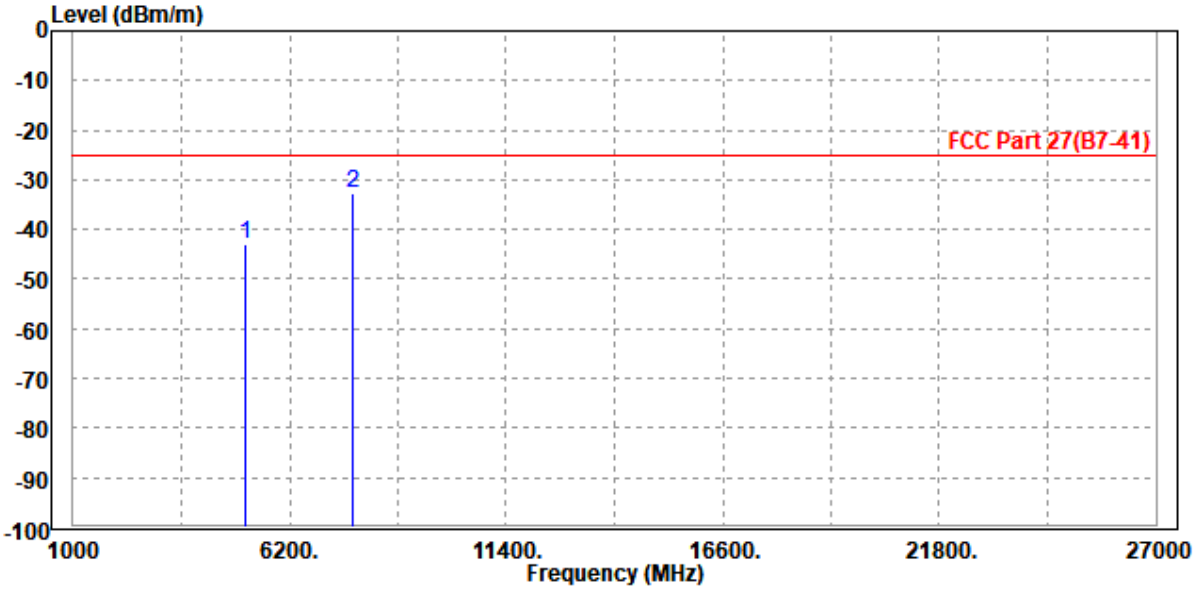

CHANNEL BANDWIDTH: 50MHz / QPSK

MODE	TX channel 518598	**FREQUENCY RANGE**	Above 1000MHz
ENVIRONMENTAL CONDITIONS	23deg. C, 70%RH	**INPUT POWER**	AC 120V/60HZ
TESTED BY	Jace Hu		
ANTENNA POLARITY & TEST DISTANCE: HORIZONTAL AT 3 M			

		Freq	Level	Read Level	Limit Line	Over Limit	Factor	Remark	Pol/Phase
		MHz	dBm/m	dBm	dBm/m	dB	dB/m		
1		5134.000	-44.61	-55.87	-25.00	-19.61	11.26	Peak	Horizontal
2	PP	7708.000	-28.40	-43.10	-25.00	-3.40	14.70	Peak	Horizontal

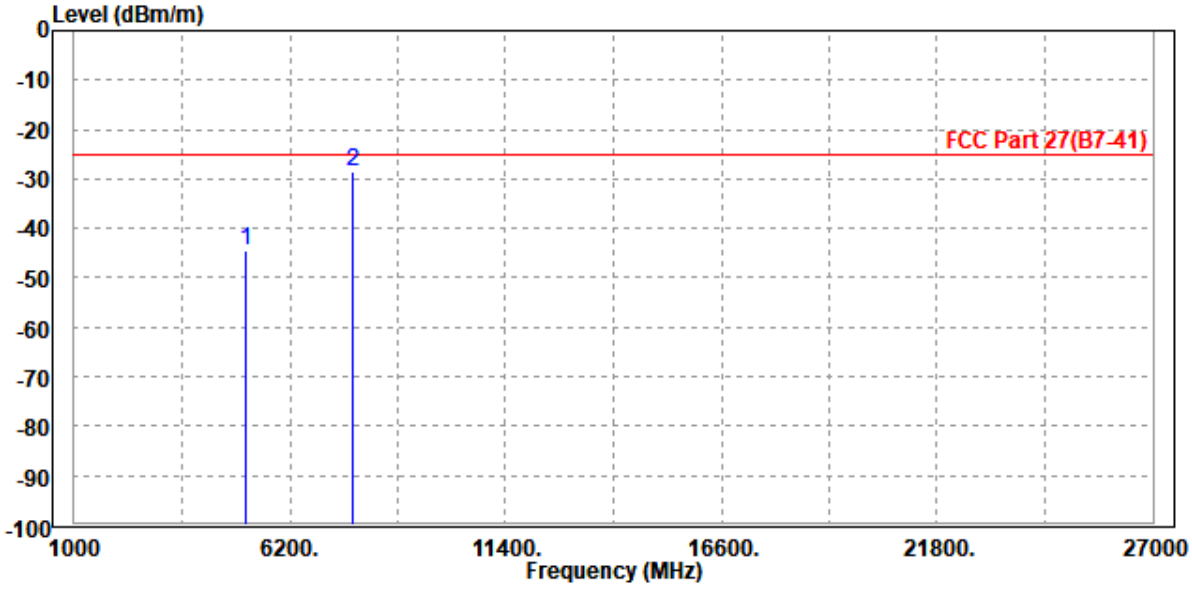

MODE	TX channel 518598	FREQUENCY RANGE	Above 1000MHz
ENVIRONMENTAL CONDITIONS	23deg. C, 70%RH	INPUT POWER	AC 120V/60HZ
TESTED BY	Jace Hu		
ANTENNA POLARITY & TEST DISTANCE: VERTICAL AT 3 M			

		Freq	Level	Read Level	Limit Line	Over Limit	Factor	Remark	Pol/Phase
		MHz	dBm/m	dBm	dBm/m	dB	dB/m		
1		5134.000	-43.00	-54.63	-25.00	-18.00	11.63	Peak	Vertical
2	PP	7708.000	-31.95	-45.87	-25.00	-6.95	13.92	Peak	Vertical

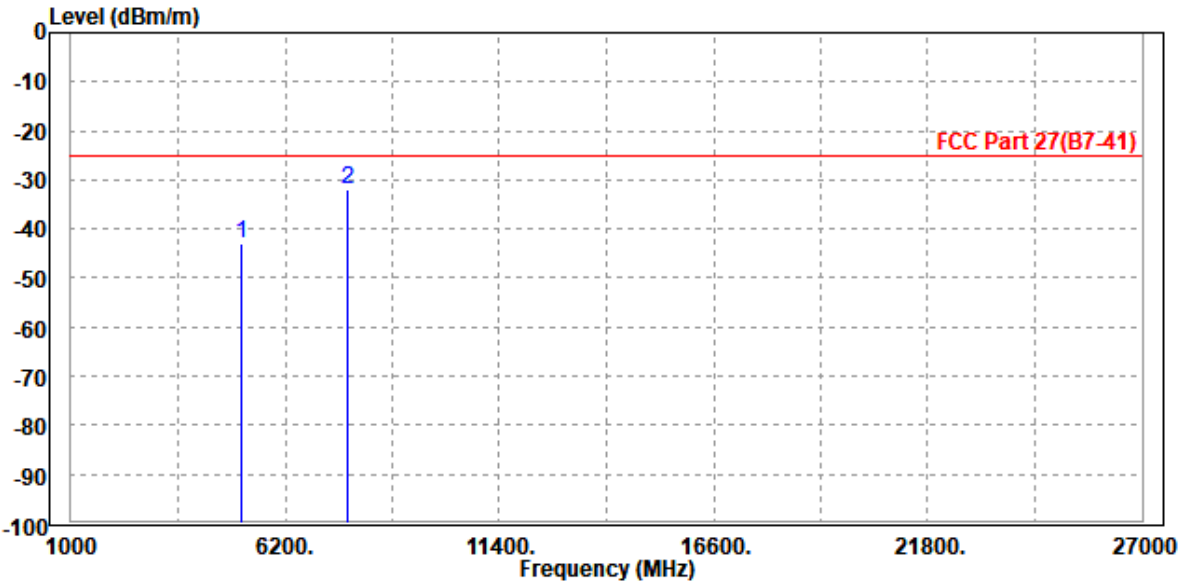

CHANNEL BANDWIDTH: 60MHz / QPSK

MODE	TX channel 518598	**FREQUENCY RANGE**	Above 1000MHz
ENVIRONMENTAL CONDITIONS	23deg. C, 70%RH	**INPUT POWER**	AC 120V/60HZ
TESTED BY	Jace Hu		
ANTENNA POLARITY & TEST DISTANCE: HORIZONTAL AT 3 M			

	Freq	Level	Read Level	Limit Line	Over Limit	Factor	Remark	Pol/Phase
	MHz	dBm/m	dBm	dBm/m	dB	dB/m		
1	5134.000	-43.09	-54.35	-25.00	-18.09	11.26	Peak	Horizontal
2 PP	7682.000	-28.39	-43.04	-25.00	-3.39	14.65	Peak	Horizontal

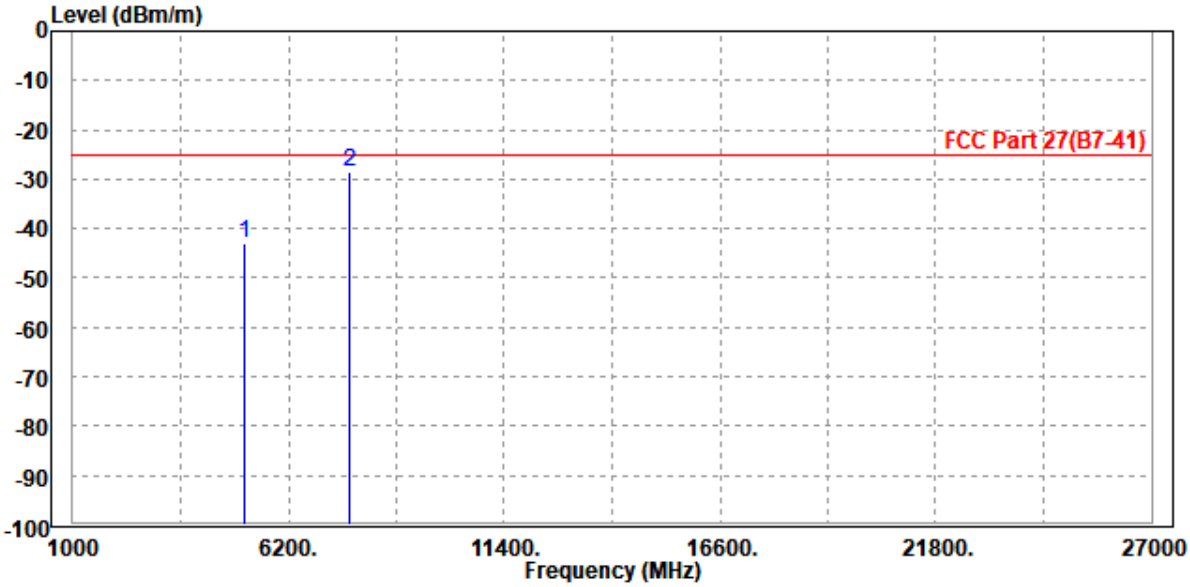

MODE	TX channel 518598	FREQUENCY RANGE	Above 1000MHz
ENVIRONMENTAL CONDITIONS	23deg. C, 70%RH	INPUT POWER	AC 120V/60HZ
TESTED BY	Jace Hu		
ANTENNA POLARITY & TEST DISTANCE: VERTICAL AT 3 M			

	Freq	Level	Read Level	Limit Line	Over Limit	Factor	Remark	Pol/Phase
	MHz	dBm/m	dBm	dBm/m	dB	dB/m		
1	5134.000	-41.25	-52.88	-25.00	-16.25	11.63	Peak	Vertical
2 PP	7682.000	-36.05	-49.86	-25.00	-11.05	13.81	Peak	Vertical

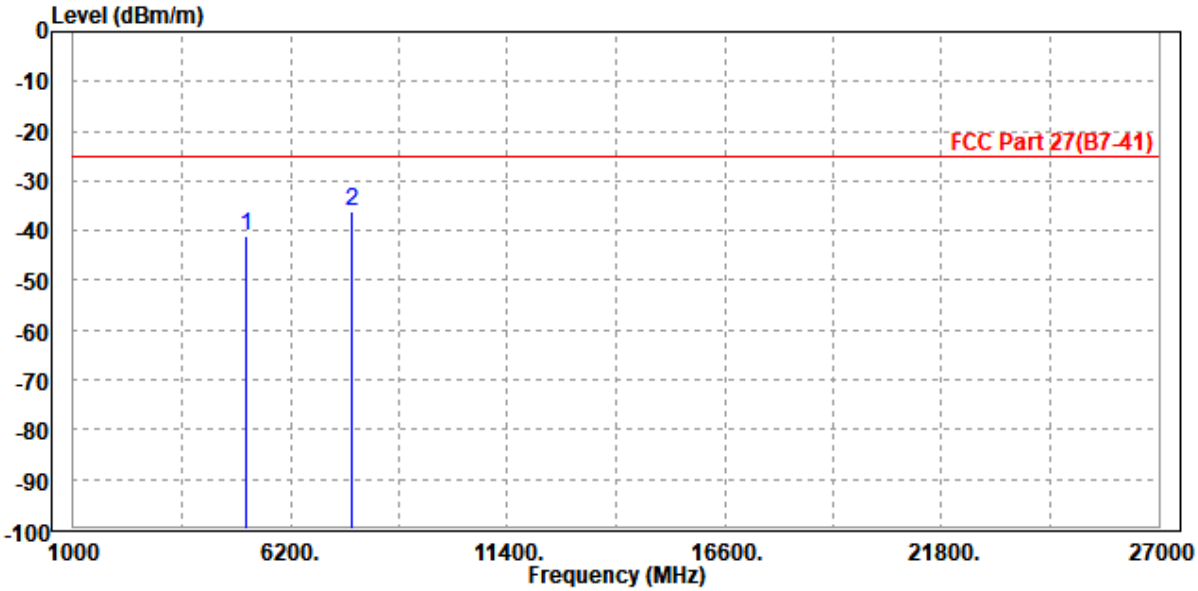

CHANNEL BANDWIDTH: 70MHz / QPSK

MODE	TX channel 518598	**FREQUENCY RANGE**	Above 1000MHz
ENVIRONMENTAL CONDITIONS	23deg. C, 70%RH	**INPUT POWER**	AC 120V/60HZ
TESTED BY	Jace Hu		
ANTENNA POLARITY & TEST DISTANCE: HORIZONTAL AT 3 M			

	Freq	Level	Read Level	Limit Line	Over Limit	Factor	Remark	Pol/Phase
	MHz	dBm/m	dBm	dBm/m	dB	dB/m		
1	5108.000	-46.10	-57.32	-25.00	-21.10	11.22	Peak	Horizontal
2 PP	7682.000	-29.20	-43.85	-25.00	-4.20	14.65	Peak	Horizontal

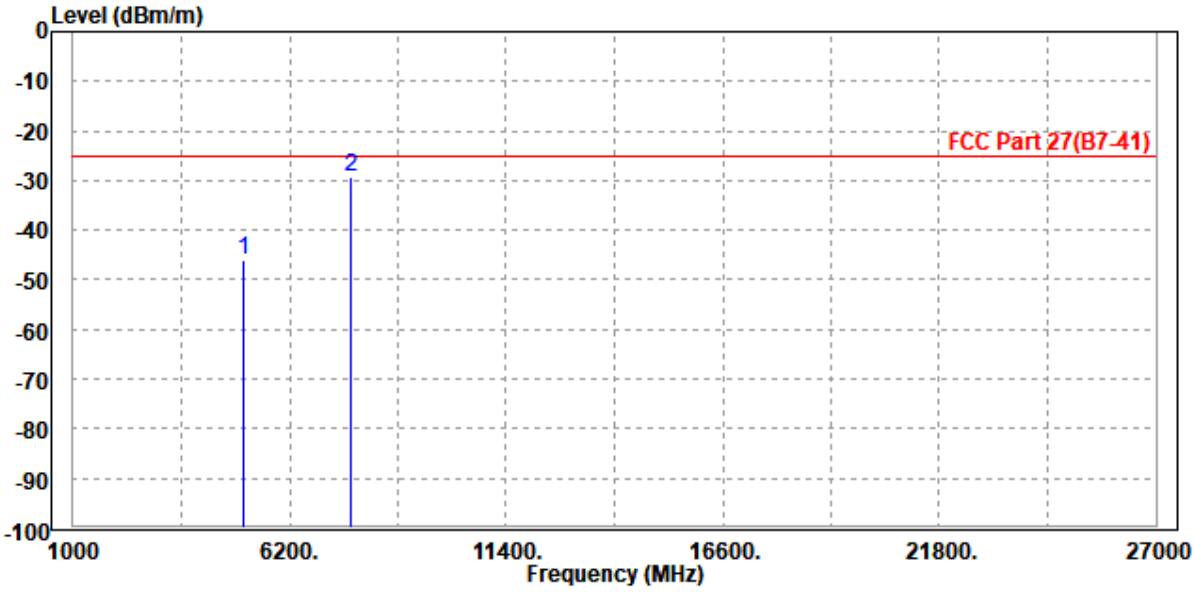

MODE	TX channel 518598	FREQUENCY RANGE	Above 1000MHz
ENVIRONMENTAL CONDITIONS	23deg. C, 70%RH	INPUT POWER	AC 120V/60HZ
TESTED BY	Jace Hu		
ANTENNA POLARITY & TEST DISTANCE: VERTICAL AT 3 M			

		Freq	Level	Read Level	Limit Line	Over Limit	Factor	Remark	Pol/Phase
		MHz	dBm/m	dBm	dBm/m	dB	dB/m		
1		5108.000	-42.74	-54.32	-25.00	-17.74	11.58	Peak	Vertical
2	PP	7682.000	-36.23	-50.04	-25.00	-11.23	13.81	Peak	Vertical

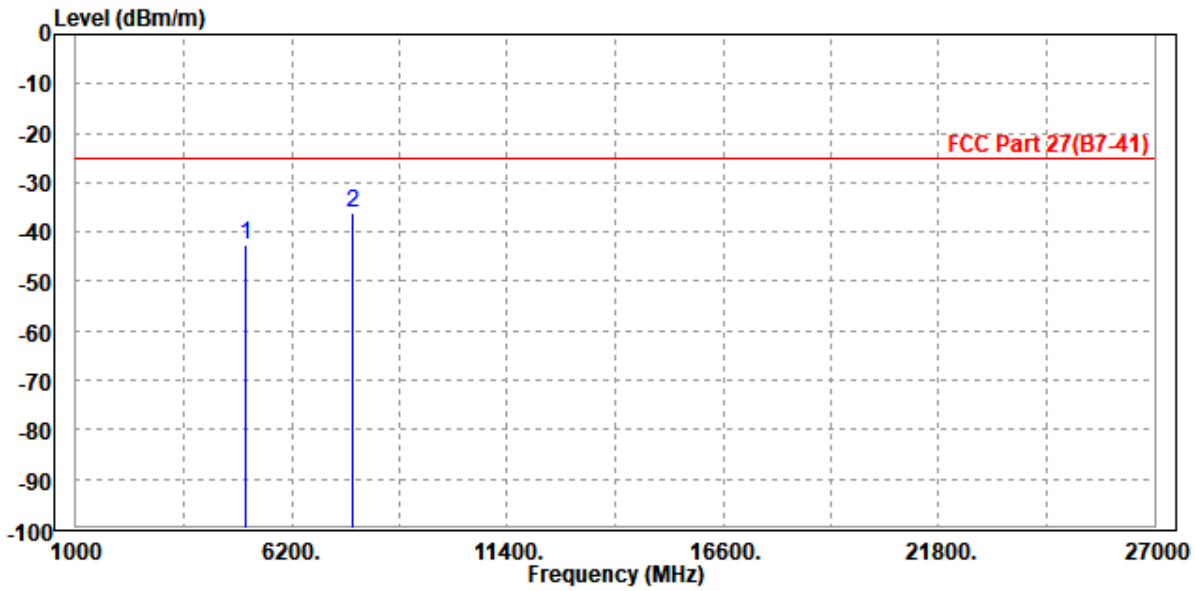

CHANNEL BANDWIDTH: 80MHz / QPSK

MODE	TX channel 518598	**FREQUENCY RANGE**	Above 1000MHz
ENVIRONMENTAL CONDITIONS	23deg. C, 70%RH	**INPUT POWER**	AC 120V/60HZ
TESTED BY	Jace Hu		
ANTENNA POLARITY & TEST DISTANCE: HORIZONTAL AT 3 M			

	Freq	Level	Read Level	Limit Line	Over Limit	Factor	Remark	Pol/Phase
	MHz	dBm/m	dBm	dBm/m	dB	dB/m		
1	5108.000	-44.06	-55.28	-25.00	-19.06	11.22	Peak	Horizontal
2 PP	7656.000	-29.58	-44.19	-25.00	-4.58	14.61	Peak	Horizontal

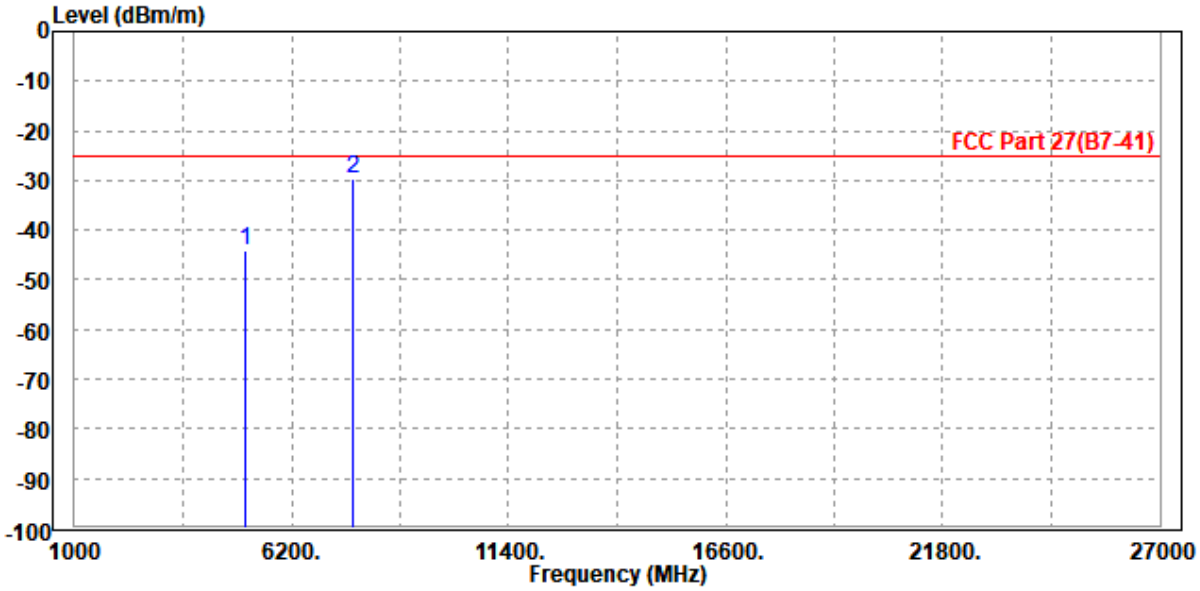

MODE	TX channel 518598	FREQUENCY RANGE	Above 1000MHz
ENVIRONMENTAL CONDITIONS	23deg. C, 70%RH	INPUT POWER	AC 120V/60HZ
TESTED BY	Jace Hu		
ANTENNA POLARITY & TEST DISTANCE: VERTICAL AT 3 M			

		Freq	Level	Read Level	Limit Line	Over Limit	Factor	Remark	Pol/Phase
		MHz	dBm/m	dBm	dBm/m	dB	dB/m		
1		5108.000	-44.23	-55.81	-25.00	-19.23	11.58	Peak	Vertical
2	PP	7656.000	-36.67	-50.37	-25.00	-11.67	13.70	Peak	Vertical

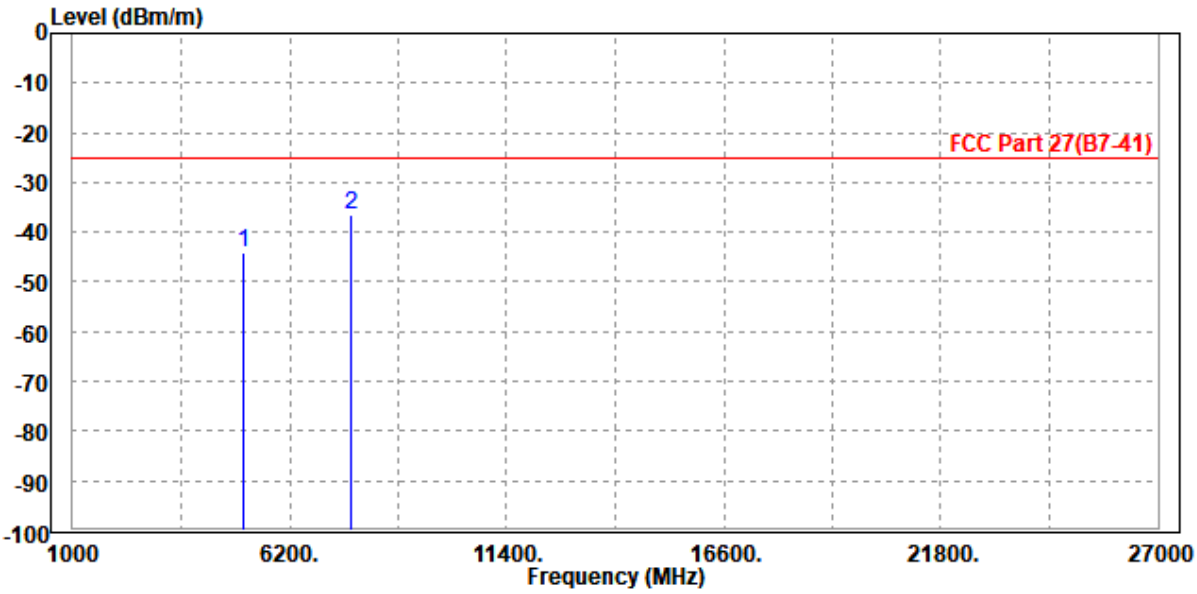

CHANNEL BANDWIDTH: 90MHz / QPSK

MODE	TX channel 518598	**FREQUENCY RANGE**	Above 1000MHz
ENVIRONMENTAL CONDITIONS	23deg. C, 70%RH	**INPUT POWER**	AC 120V/60HZ
TESTED BY	Jace Hu		
ANTENNA POLARITY & TEST DISTANCE: HORIZONTAL AT 3 M			

	Freq	Level	Read Level	Limit Line	Over Limit	Factor	Remark	Pol/Phase
	MHz	dBm/m	dBm	dBm/m	dB	dB/m		
1	5108.000	-43.56	-54.78	-25.00	-18.56	11.22	Peak	Horizontal
2 PP	7656.000	-28.39	-43.00	-25.00	-3.39	14.61	Peak	Horizontal

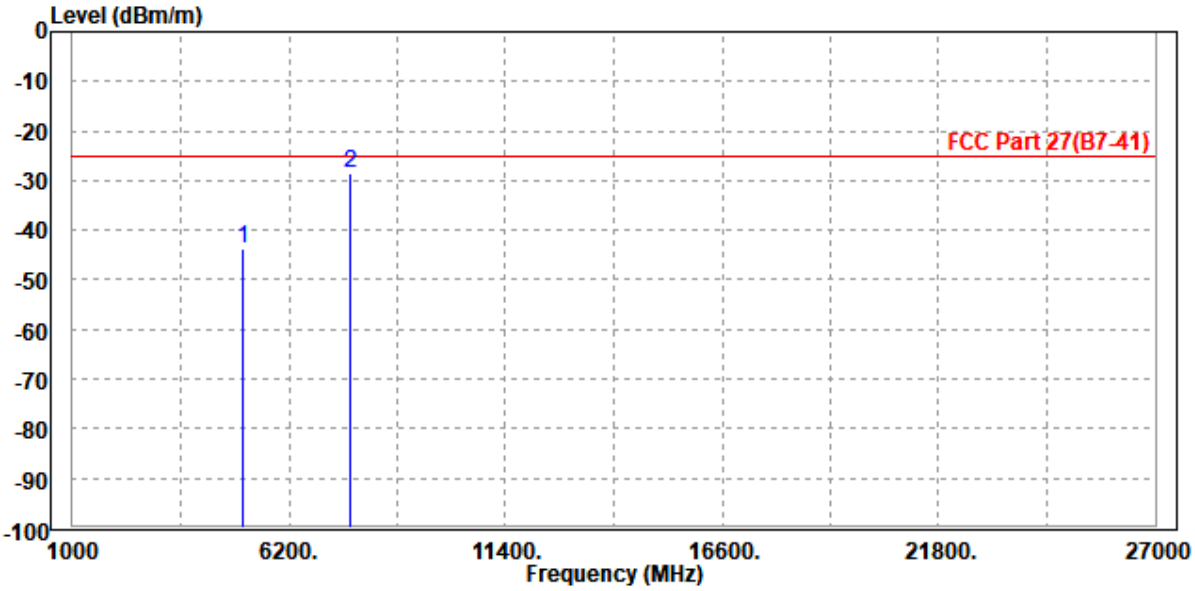

MODE	TX channel 518598	FREQUENCY RANGE	Above 1000MHz
ENVIRONMENTAL CONDITIONS	23deg. C, 70%RH	INPUT POWER	AC 120V/60HZ
TESTED BY	Jace Hu		
ANTENNA POLARITY & TEST DISTANCE: VERTICAL AT 3 M			

		Freq	Level	Read Level	Limit Line	Over Limit	Factor	Remark	Pol/Phase
		MHz	dBm/m	dBm	dBm/m	dB	dB/m		
1		5108.000	-42.73	-54.31	-25.00	-17.73	11.58	Peak	Vertical
2	PP	7656.000	-35.59	-49.29	-25.00	-10.59	13.70	Peak	Vertical

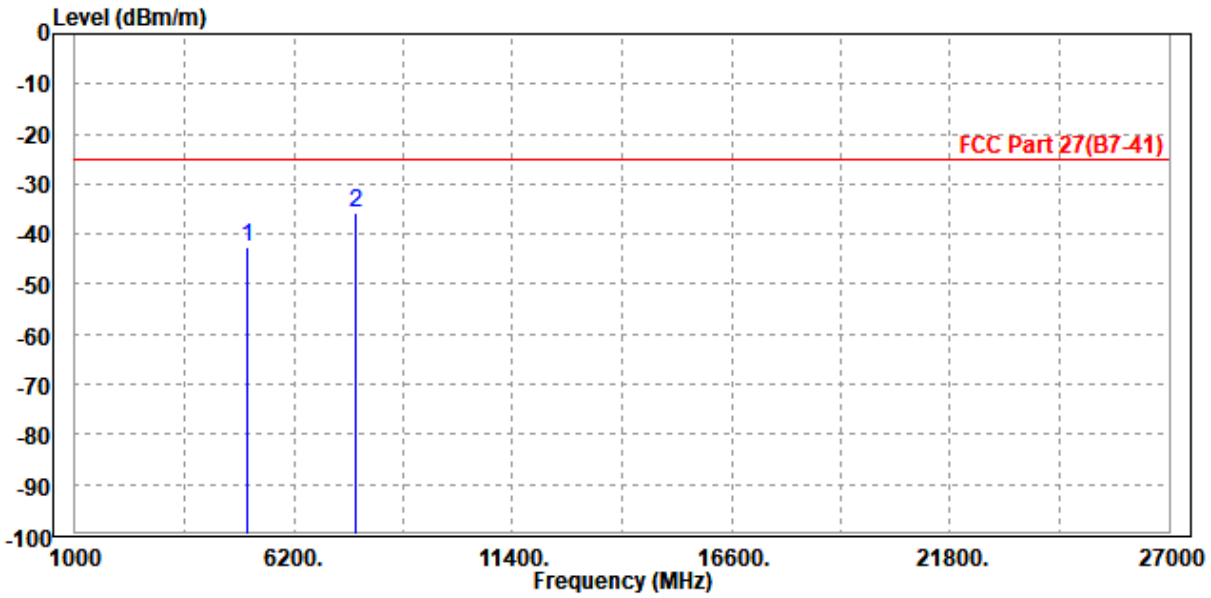

CHANNEL BANDWIDTH: 100MHz / QPSK

MODE	TX channel 518598	**FREQUENCY RANGE**	Above 1000MHz
ENVIRONMENTAL CONDITIONS	23deg. C, 70%RH	**INPUT POWER**	AC 120V/60HZ
TESTED BY	Jace Hu		
ANTENNA POLARITY & TEST DISTANCE: HORIZONTAL AT 3 M			

		Freq	Level	Read Level	Limit Line	Over Limit	Factor	Remark	Pol/Phase
		MHz	dBm/m	dBm	dBm/m	dB	dB/m		
1		5082.000	-43.83	-55.01	-25.00	-18.83	11.18	Peak	Horizontal
2	PP	7630.000	-29.81	-44.37	-25.00	-4.81	14.56	Peak	Horizontal

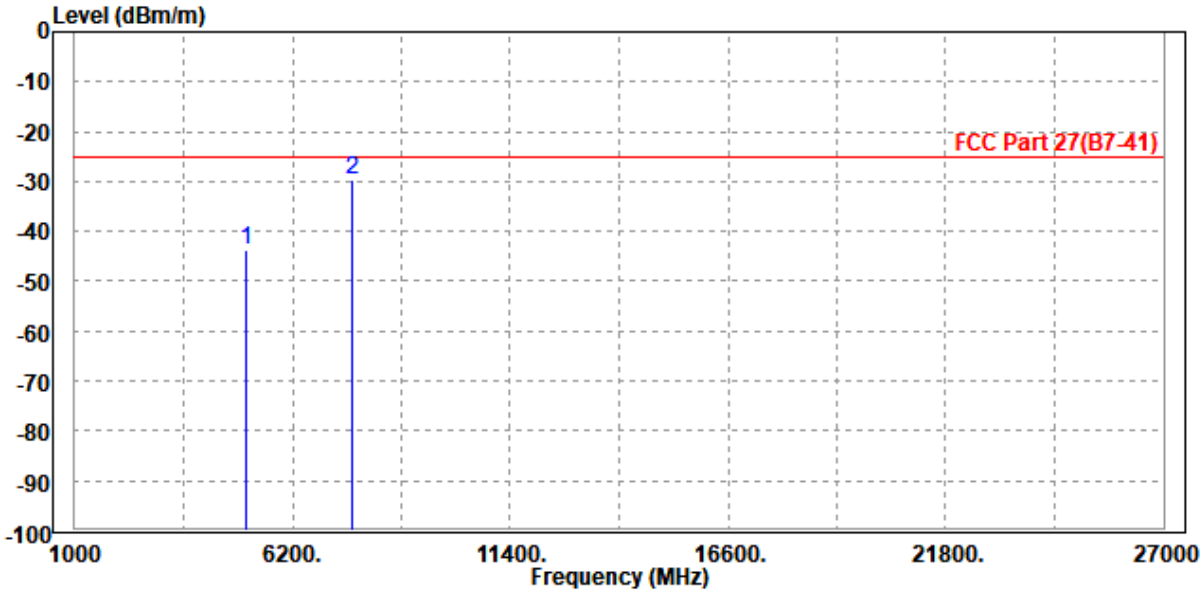

MODE	TX channel 518598	FREQUENCY RANGE	Above 1000MHz
ENVIRONMENTAL CONDITIONS	23deg. C, 70%RH	INPUT POWER	AC 120V/60HZ
TESTED BY	Jace Hu		
ANTENNA POLARITY & TEST DISTANCE: VERTICAL AT 3 M			

	Freq	Level	Read Level	Limit Line	Over Limit	Factor	Remark	Pol/Phase
	MHz	dBm/m	dBm	dBm/m	dB	dB/m		
1	5082.000	-42.08	-53.61	-25.00	-17.08	11.53	Peak	Vertical
2 PP	7630.000	-37.64	-51.22	-25.00	-12.64	13.58	Peak	Vertical

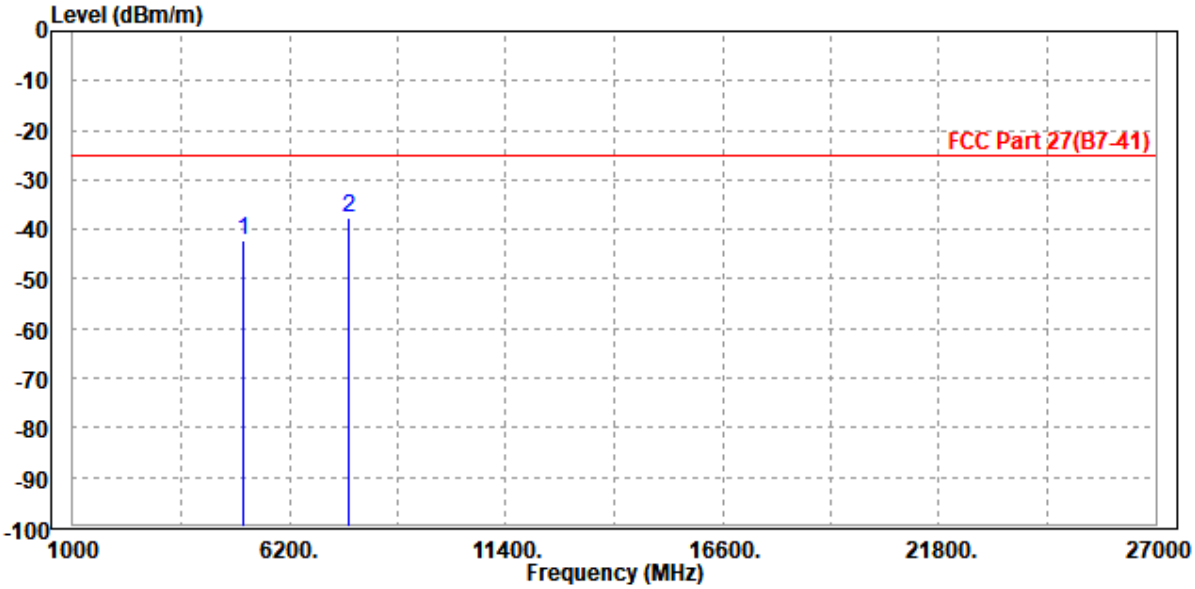

N66

CHANNEL BANDWIDTH: 5MHz / QPSK

MODE	TX channel 349000	**FREQUENCY RANGE**	Above 1000MHz
ENVIRONMENTAL CONDITIONS	23deg. C, 70%RH	**INPUT POWER**	AC 120V/60HZ
TESTED BY	Jace Hu		
ANTENNA POLARITY & TEST DISTANCE: HORIZONTAL AT 3 M			

	Freq	Level	Read Level	Limit Line	Over Limit	Factor	Remark	Pol/Phase
	MHz	dBm/m	dBm	dBm/m	dB	dB/m		
1	3465.000	-35.07	-43.61	-13.00	-22.07	8.54	Peak	Horizontal
2 PP	5199.000	-31.20	-42.55	-13.00	-18.20	11.35	Peak	Horizontal

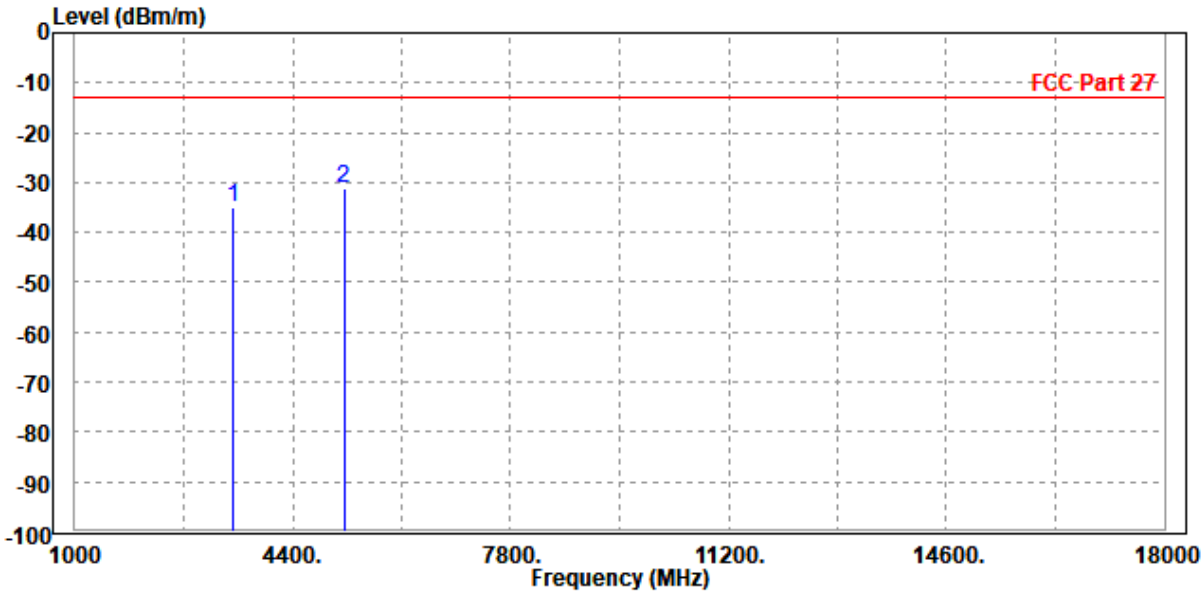

MODE	TX channel 349000	FREQUENCY RANGE	Above 1000MHz
ENVIRONMENTAL CONDITIONS	23deg. C, 70%RH	INPUT POWER	AC 120V/60HZ
TESTED BY	Jace Hu		
ANTENNA POLARITY & TEST DISTANCE: VERTICAL AT 3 M			

		Freq	Level	Read Level	Limit Line	Over Limit	Factor	Remark	Pol/Phase
		MHz	dBm/m	dBm	dBm/m	dB	dB/m		
1		3465.000	-38.32	-46.97	-13.00	-25.32	8.65	Peak	Vertical
2	PP	5199.000	-35.59	-47.35	-13.00	-22.59	11.76	Peak	Vertical

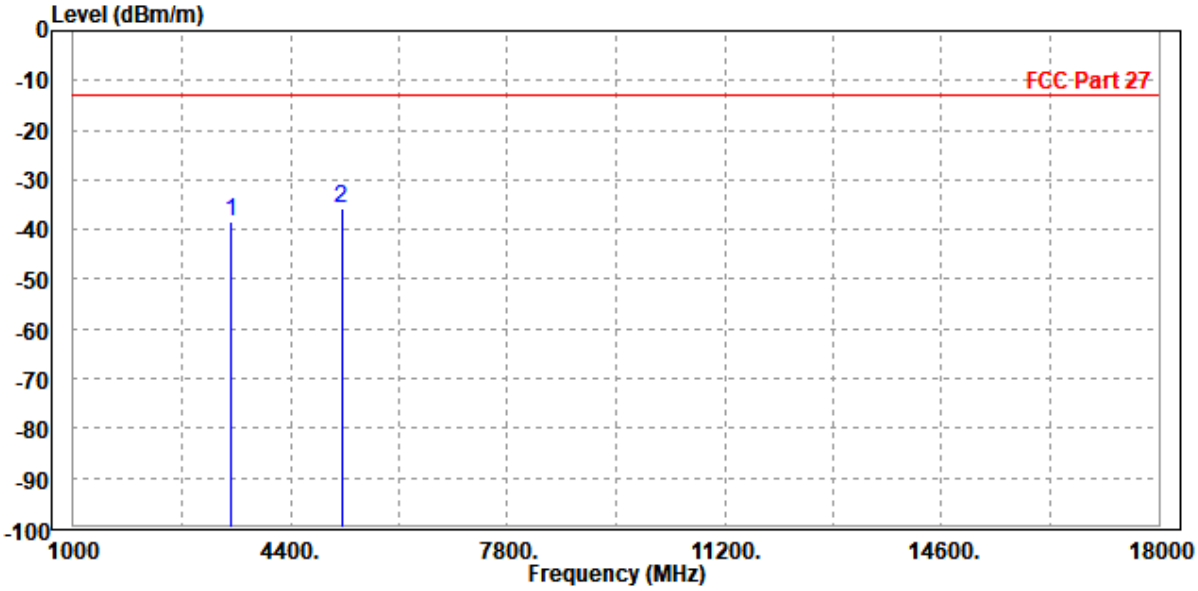

CHANNEL BANDWIDTH: 10MHz / QPSK

MODE	TX channel 349000	**FREQUENCY RANGE**	Above 1000MHz
ENVIRONMENTAL CONDITIONS	23deg. C, 70%RH	**INPUT POWER**	AC 120V/60HZ
TESTED BY	Jace Hu		
ANTENNA POLARITY & TEST DISTANCE: HORIZONTAL AT 3 M			

	Freq	Level	Read Level	Limit Line	Over Limit	Factor	Remark	Pol/Phase
	MHz	dBm/m	dBm	dBm/m	dB	dB/m		
1	3465.000	-37.59	-46.13	-13.00	-24.59	8.54	Peak	Horizontal
2 PP	5199.000	-31.75	-43.10	-13.00	-18.75	11.35	Peak	Horizontal

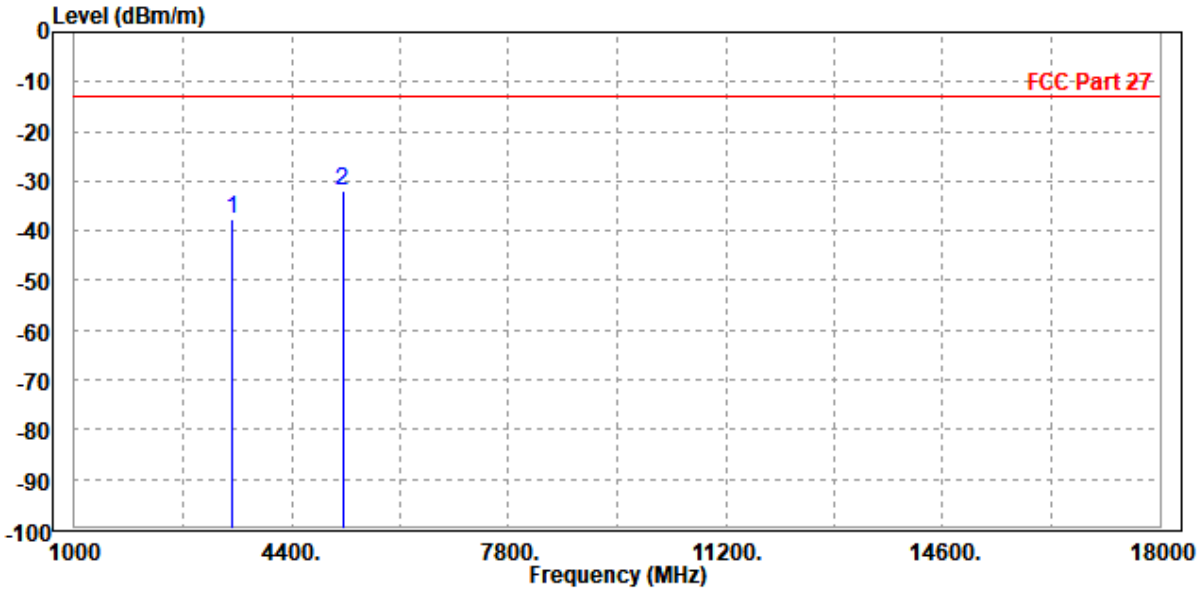

MODE	TX channel 349000	FREQUENCY RANGE	Above 1000MHz
ENVIRONMENTAL CONDITIONS	23deg. C, 70%RH	INPUT POWER	AC 120V/60HZ
TESTED BY	Jace Hu		
ANTENNA POLARITY & TEST DISTANCE: VERTICAL AT 3 M			

	Freq	Level	Read Level	Limit Line	Over Limit	Factor	Remark	Pol/Phase
	MHz	dBm/m	dBm	dBm/m	dB	dB/m		
1	3465.000	-38.94	-47.59	-13.00	-25.94	8.65	Peak	Vertical
2 PP	5199.000	-36.06	-47.82	-13.00	-23.06	11.76	Peak	Vertical

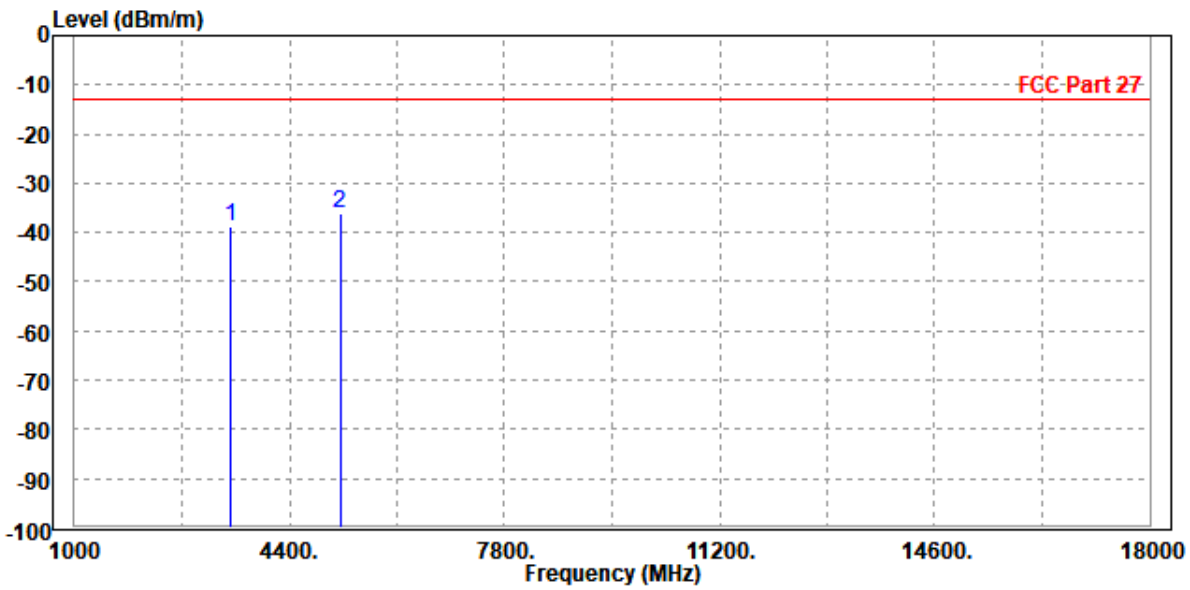

CHANNEL BANDWIDTH: 15MHz / QPSK

MODE	TX channel 349000	FREQUENCY RANGE	Above 1000MHz
ENVIRONMENTAL CONDITIONS	23deg. C, 70%RH	INPUT POWER	AC 120V/60HZ
TESTED BY	Jace Hu		
ANTENNA POLARITY & TEST DISTANCE: HORIZONTAL AT 3 M			

		Freq	Level	Read Level	Limit Line	Over Limit	Factor	Remark	Pol/Phase
		MHz	dBm/m	dBm	dBm/m	dB	dB/m		
1		3465.000	-33.67	-42.21	-13.00	-20.67	8.54	Peak	Horizontal
2	PP	5199.000	-31.72	-43.07	-13.00	-18.72	11.35	Peak	Horizontal

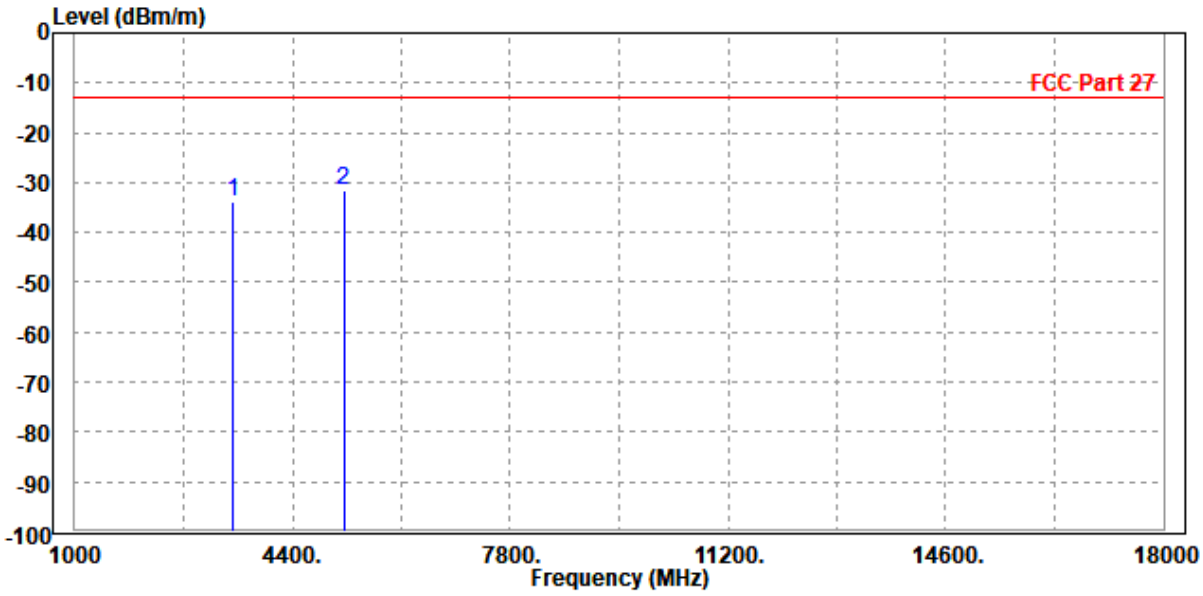

MODE	TX channel 349000	FREQUENCY RANGE	Above 1000MHz
ENVIRONMENTAL CONDITIONS	23deg. C, 70%RH	INPUT POWER	AC 120V/60HZ
TESTED BY	Jace Hu		
ANTENNA POLARITY & TEST DISTANCE: VERTICAL AT 3 M			

		Freq	Level	Read Level	Limit Line	Over Limit	Factor	Remark	Pol/Phase
		MHz	dBm/m	dBm	dBm/m	dB	dB/m		
1		3465.000	-37.40	-46.05	-13.00	-24.40	8.65	Peak	Vertical
2	PP	5199.000	-31.60	-43.36	-13.00	-18.60	11.76	Peak	Vertical

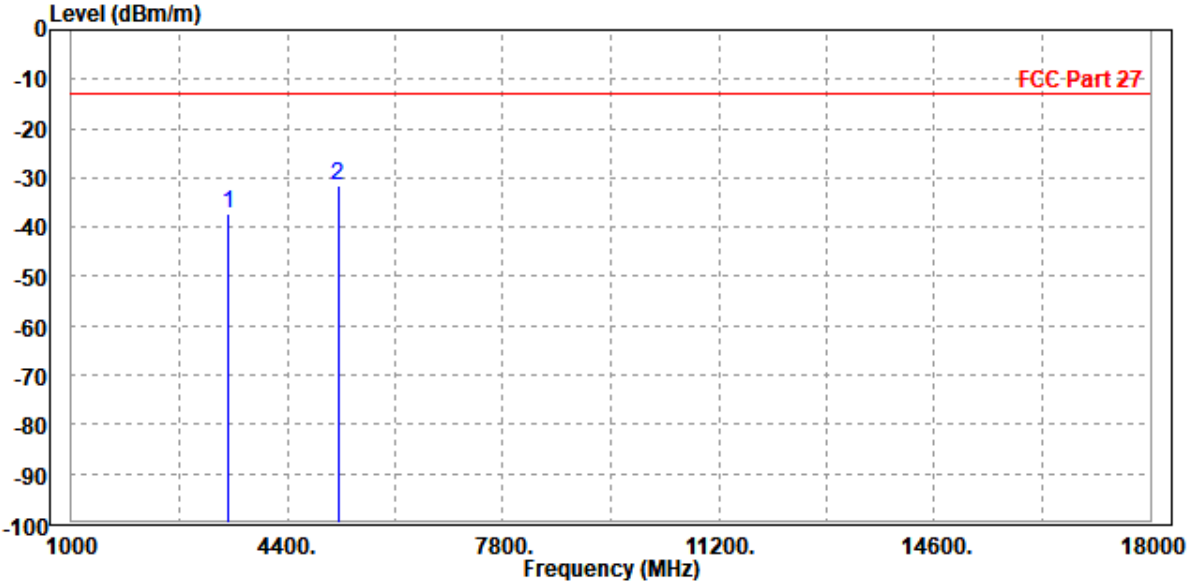

CHANNEL BANDWIDTH: 20MHz / QPSK

MODE	TX channel 349000	FREQUENCY RANGE	Above 1000MHz
ENVIRONMENTAL CONDITIONS	23deg. C, 70%RH	INPUT POWER	AC 120V/60HZ
TESTED BY	Jace Hu		
ANTENNA POLARITY & TEST DISTANCE: HORIZONTAL AT 3 M			

		Freq	Level	Read Level	Limit Line	Over Limit	Factor	Remark	Pol/Phase
		MHz	dBm/m	dBm	dBm/m	dB	dB/m		
1	PP	3465.000	-35.08	-43.62	-13.00	-22.08	8.54	Peak	Horizontal
2		5199.000	-35.89	-47.24	-13.00	-22.89	11.35	Peak	Horizontal

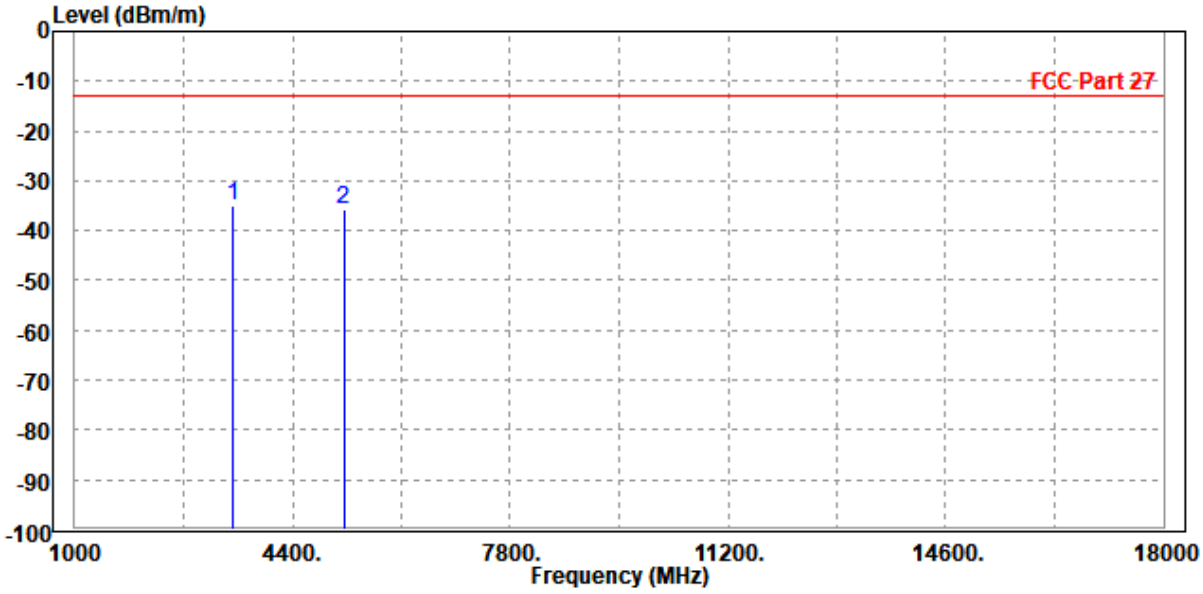

MODE	TX channel 349000	FREQUENCY RANGE	Above 1000MHz
ENVIRONMENTAL CONDITIONS	23deg. C, 70%RH	INPUT POWER	AC 120V/60HZ
TESTED BY	Jace Hu		
ANTENNA POLARITY & TEST DISTANCE: VERTICAL AT 3 M			

	Freq	Level	Read Level	Limit Line	Over Limit	Factor	Remark	Pol/Phase
	MHz	dBm/m	dBm	dBm/m	dB	dB/m		
1	3465.000	-40.78	-49.43	-13.00	-27.78	8.65	Peak	Vertical
2 PP	5199.000	-35.09	-46.85	-13.00	-22.09	11.76	Peak	Vertical

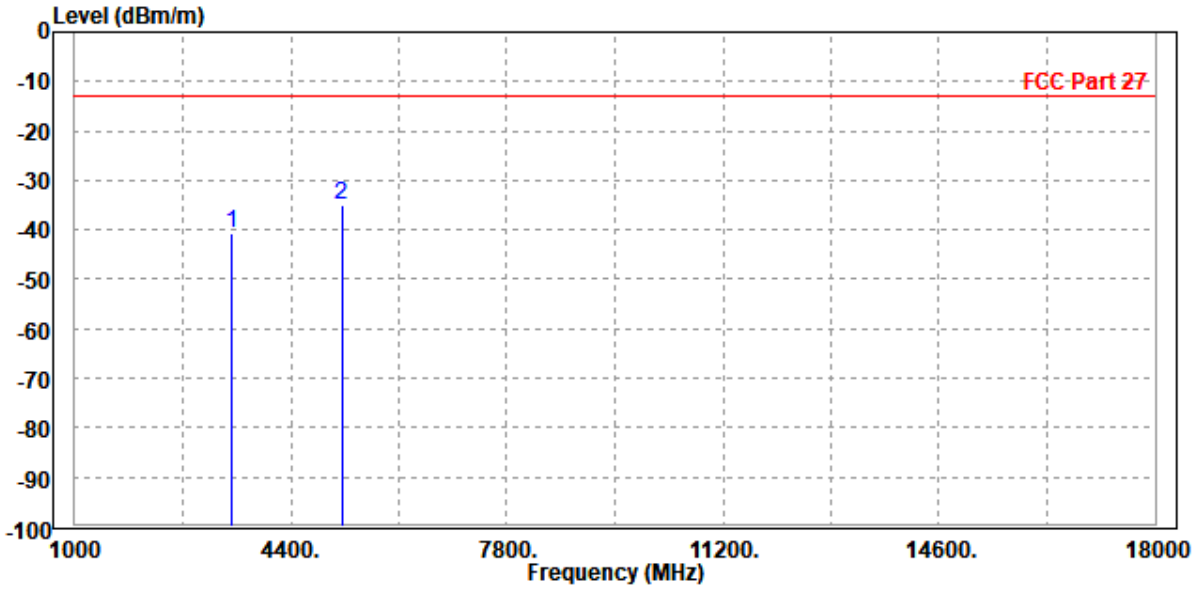

CHANNEL BANDWIDTH: 30MHz / QPSK

CH 345000

MODE	TX channel 345000	FREQUENCY RANGE	Above 1000MHz
ENVIRONMENTAL CONDITIONS	23deg. C, 70%RH	INPUT POWER	AC 120V/60HZ
TESTED BY	Jace Hu		
ANTENNA POLARITY & TEST DISTANCE: HORIZONTAL AT 3 M			

	Freq	Level	Read Level	Limit Line	Over Limit	Factor	Remark	Pol/Phase
	MHz	dBm/m	dBm	dBm/m	dB	dB/m		
1	3414.000	-36.47	-44.98	-13.00	-23.47	8.51	Peak	Horizontal
2 PP	5131.000	-31.74	-42.99	-13.00	-18.74	11.25	Peak	Horizontal

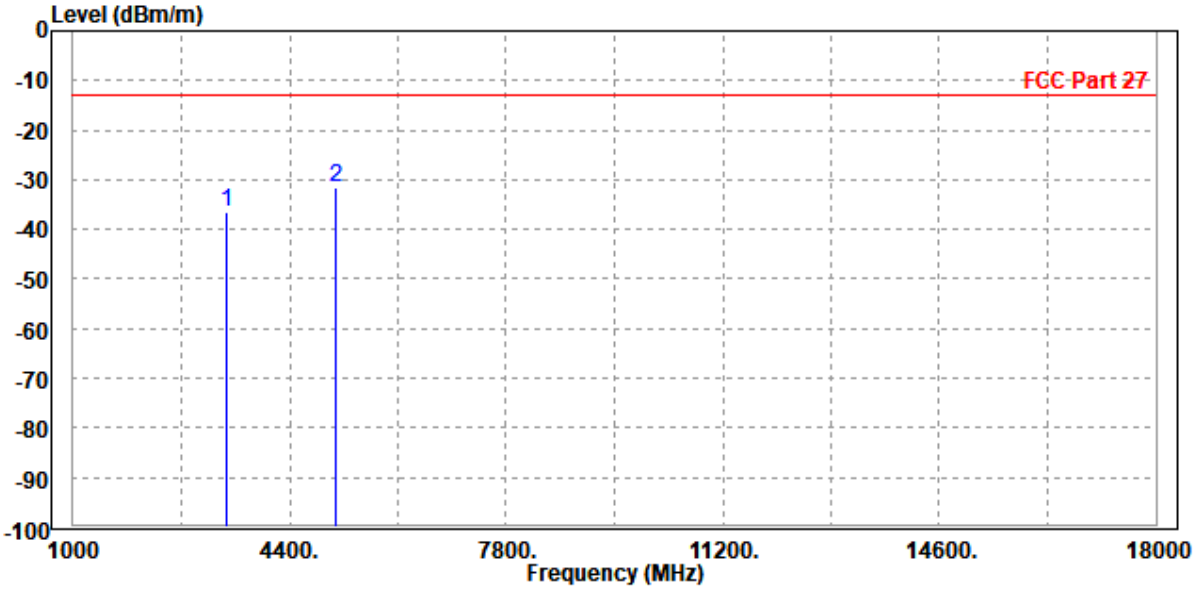

MODE	TX channel 345000	FREQUENCY RANGE	Above 1000MHz
ENVIRONMENTAL CONDITIONS	23deg. C, 70%RH	INPUT POWER	AC 120V/60HZ
TESTED BY	Jace Hu		
ANTENNA POLARITY & TEST DISTANCE: VERTICAL AT 3 M			

	Freq	Level	Read Level	Limit Line	Over Limit	Factor	Remark	Pol/Phase
	MHz	dBm/m	dBm	dBm/m	dB	dB/m		
1	3414.000	-45.01	-53.68	-13.00	-32.01	8.67	Peak	Vertical
2 PP	5131.000	-37.78	-49.40	-13.00	-24.78	11.62	Peak	Vertical

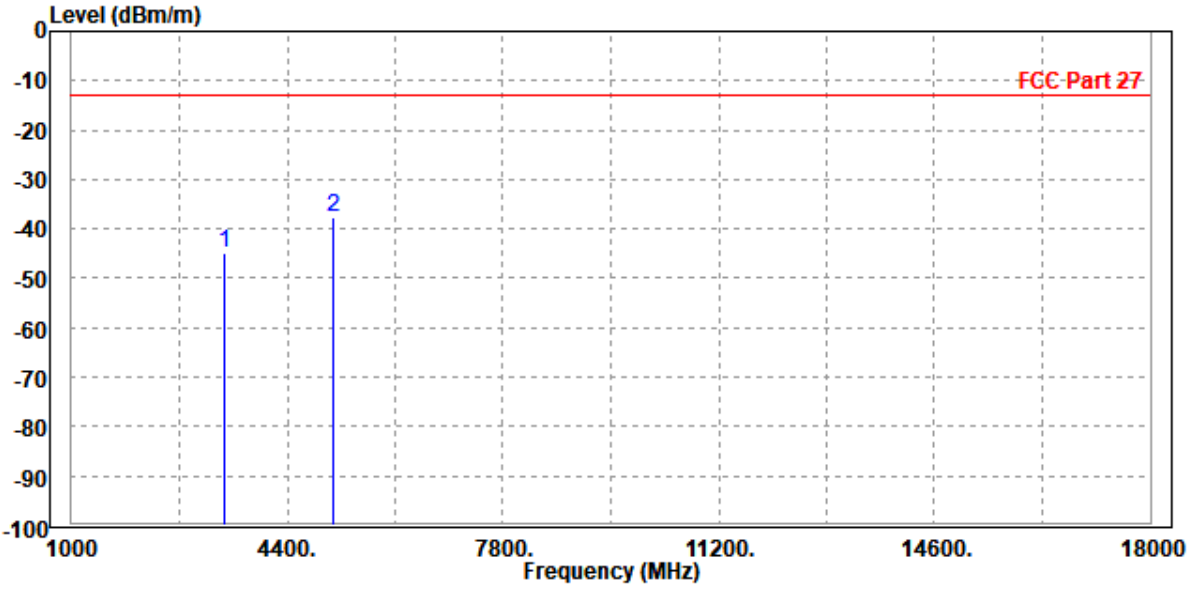

CH 349000

MODE	TX channel 349000	FREQUENCY RANGE	Above 1000MHz
ENVIRONMENTAL CONDITIONS	23deg. C, 70%RH	INPUT POWER	AC 120V/60HZ
TESTED BY	Jace Hu		
ANTENNA POLARITY & TEST DISTANCE: HORIZONTAL AT 3 M			

		Freq	Level	Read Level	Limit Line	Over Limit	Factor	Remark	Pol/Phase
		MHz	dBm/m	dBm	dBm/m	dB	dB/m		
1	PP	3465.000	-28.77	-37.31	-13.00	-15.77	8.54	Peak	Horizontal
2		5199.000	-30.30	-41.65	-13.00	-17.30	11.35	Peak	Horizontal

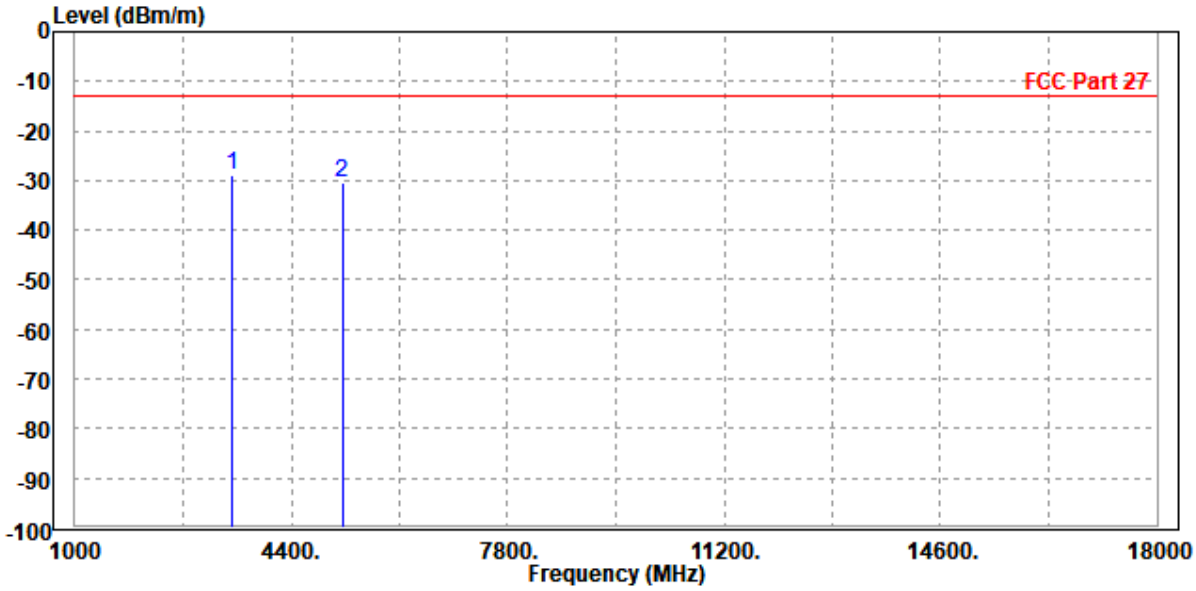

MODE	TX channel 349000	FREQUENCY RANGE	Above 1000MHz
ENVIRONMENTAL CONDITIONS	23deg. C, 70%RH	INPUT POWER	AC 120V/60HZ
TESTED BY	Jace Hu		
ANTENNA POLARITY & TEST DISTANCE: VERTICAL AT 3 M			

		Freq	Level	Read Level	Limit Line	Over Limit	Factor	Remark	Pol/Phase
		MHz	dBm/m	dBm	dBm/m	dB	dB/m		
1		3465.000	-38.86	-47.51	-13.00	-25.86	8.65	Peak	Vertical
2	PP	5199.000	-36.39	-48.15	-13.00	-23.39	11.76	Peak	Vertical

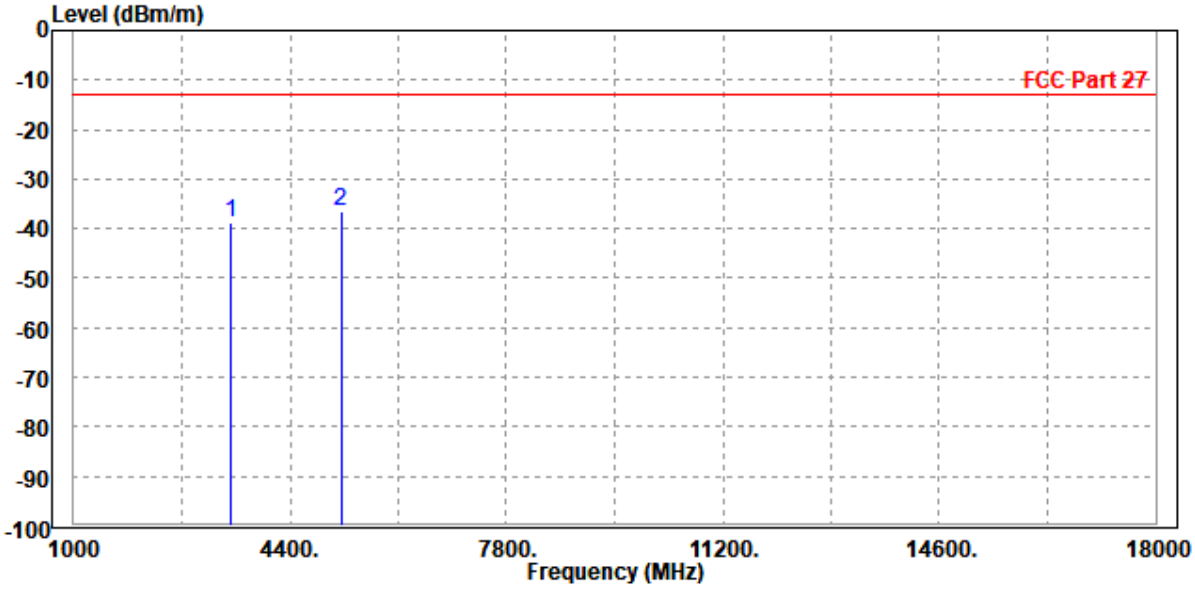

CH 353000

MODE	TX channel 353000	FREQUENCY RANGE	Above 1000MHz
ENVIRONMENTAL CONDITIONS	23deg. C, 70%RH	INPUT POWER	AC 120V/60HZ
TESTED BY	Jace Hu		
ANTENNA POLARITY & TEST DISTANCE: HORIZONTAL AT 3 M			

	Freq	Level	Read Level	Limit Line	Over Limit	Factor	Remark	Pol/Phase
	MHz	dBm/m	dBm	dBm/m	dB	dB/m		
1	3499.000	-42.33	-50.89	-13.00	-29.33	8.56	Peak	Horizontal
2 PP	5250.000	-36.26	-47.69	-13.00	-23.26	11.43	Peak	Horizontal

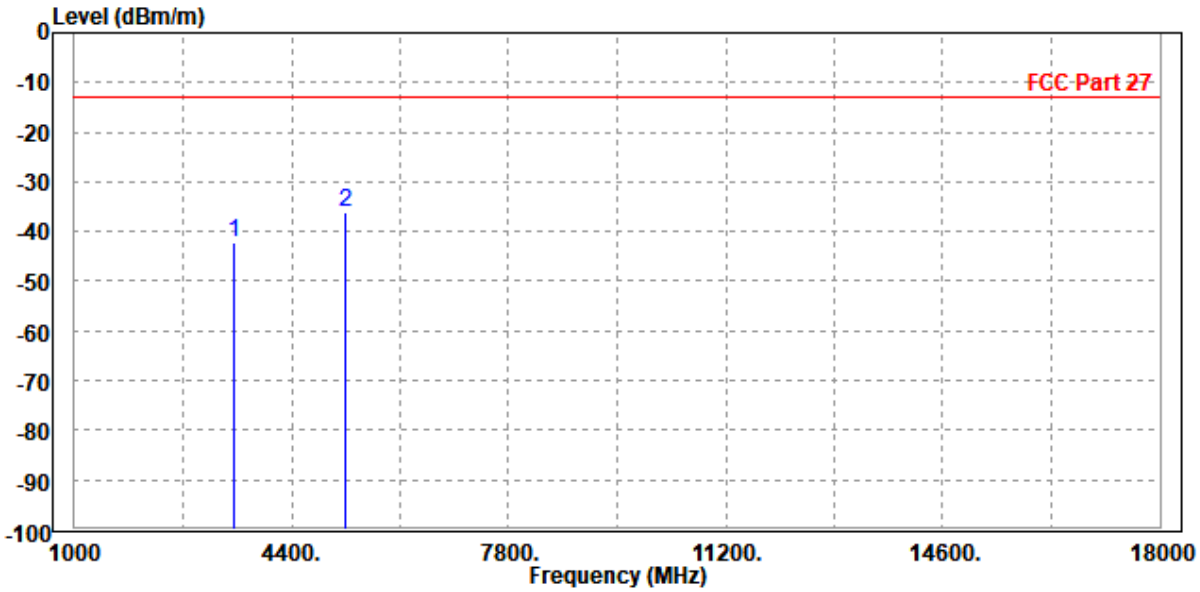

MODE	TX channel 353000	FREQUENCY RANGE	Above 1000MHz
ENVIRONMENTAL CONDITIONS	23deg. C, 70%RH	INPUT POWER	AC 120V/60HZ
TESTED BY	Jace Hu		
ANTENNA POLARITY & TEST DISTANCE: VERTICAL AT 3 M			

	Freq	Level	Read Level	Limit Line	Over Limit	Factor	Remark	Pol/Phase
	MHz	dBm/m	dBm	dBm/m	dB	dB/m		
1	3499.000	-42.76	-51.40	-13.00	-29.76	8.64	Peak	Vertical
2 PP	5250.000	-40.95	-52.80	-13.00	-27.95	11.85	Peak	Vertical

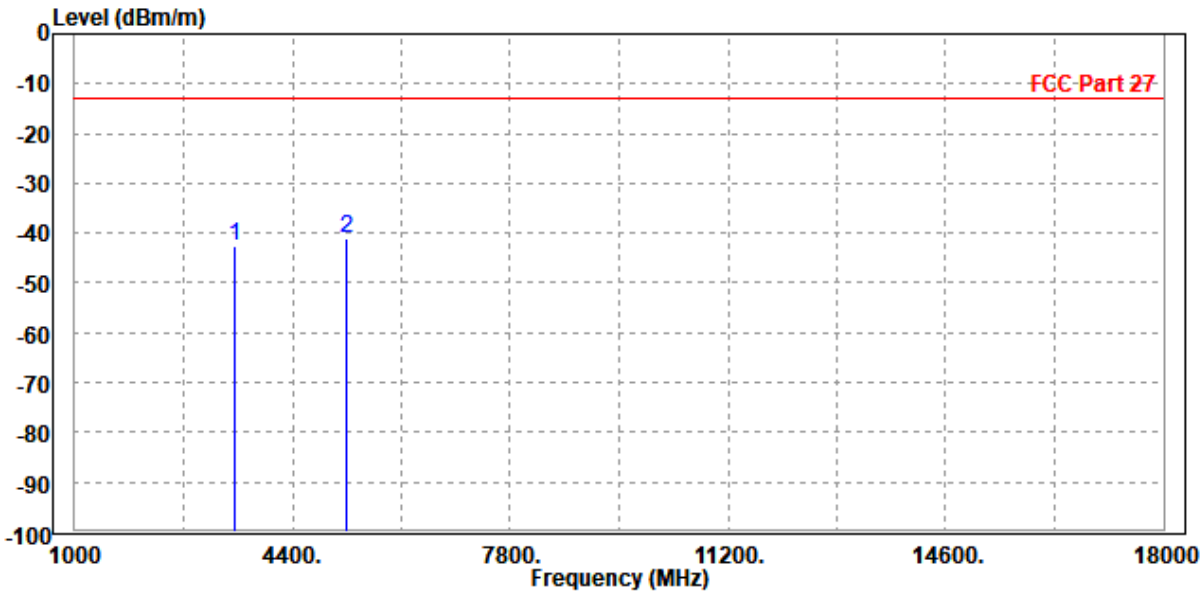

N71

CHANNEL BANDWIDTH: 5MHz / QPSK

CH 134100:

MODE	TX channel 134100	FREQUENCY RANGE	Above 1000MHz
ENVIRONMENTAL CONDITIONS	23deg. C, 70%RH	INPUT POWER	AC 120V/60HZ
TESTED BY	Jace Hu		
ANTENNA POLARITY & TEST DISTANCE: HORIZONTAL AT 3 M			

		Freq	Level	Read Level	Limit Line	Over Limit	Factor	Remark	Pol/Phase
		MHz	dBm/m	dBm	dBm/m	dB	dB/m		
1		1342.000	-55.33	-58.04	-13.00	-42.33	2.71	Peak	Horizontal
2	PP	2011.500	-55.27	-60.05	-13.00	-42.27	4.78	Peak	Horizontal

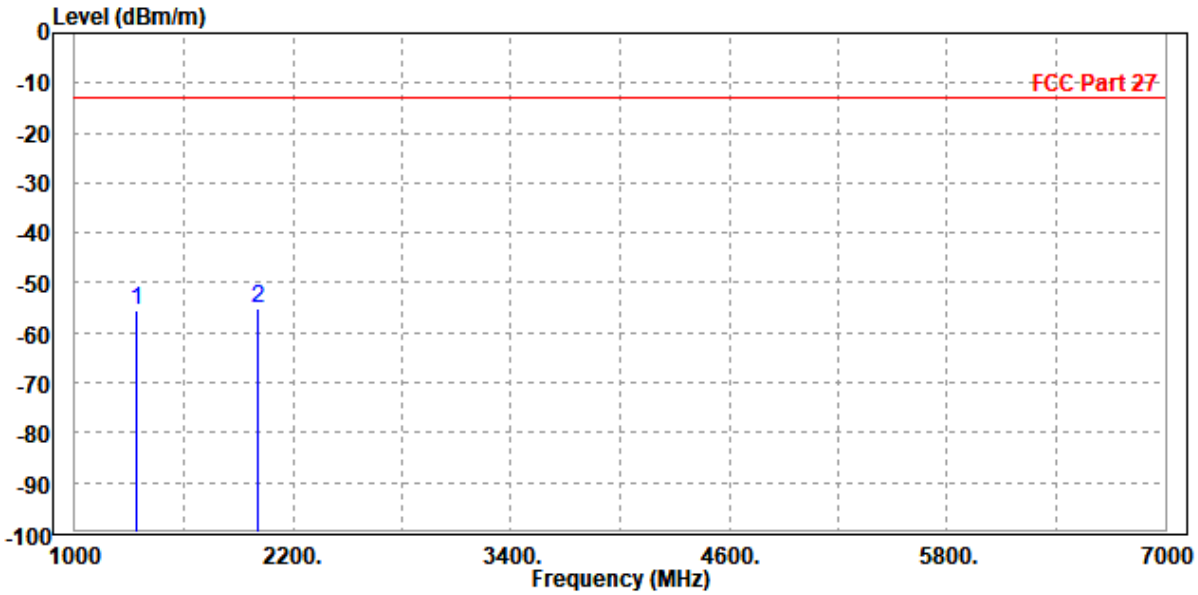

MODE	TX channel 134100	FREQUENCY RANGE	Above 1000MHz
ENVIRONMENTAL CONDITIONS	23deg. C, 70%RH	INPUT POWER	AC 120V/60HZ
TESTED BY	Jace Hu		
ANTENNA POLARITY & TEST DISTANCE: VERTICAL AT 3 M			

	Freq	Level	Read Level	Limit Line	Over Limit	Factor	Remark	Pol/Phase
	MHz	dBm/m	dBm	dBm/m	dB	dB/m		
1	1341.000	-56.65	-59.40	-13.00	-43.65	2.75	Peak	Vertical
2 PP	2014.000	-54.63	-58.68	-13.00	-41.63	4.05	Peak	Vertical

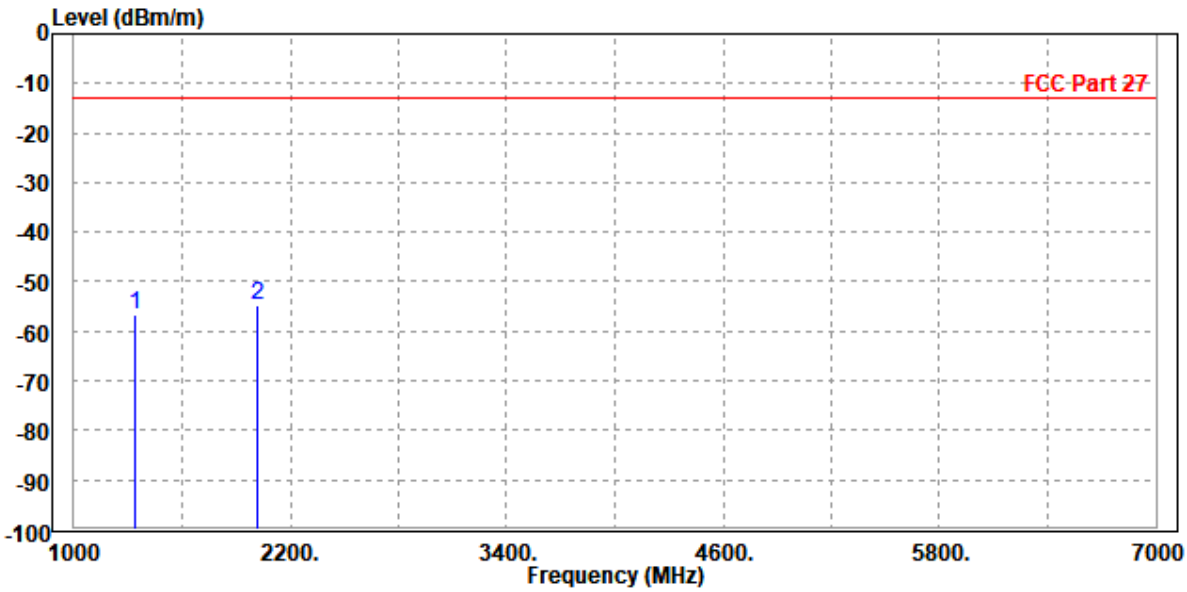

CH 136100:

MODE	TX channel 136100	FREQUENCY RANGE	Above 1000MHz
ENVIRONMENTAL CONDITIONS	23deg. C, 70%RH	INPUT POWER	AC 120V/60HZ
TESTED BY	Jace Hu		
ANTENNA POLARITY & TEST DISTANCE: HORIZONTAL AT 3 M			

	Freq	Level	Read Level	Limit Line	Over Limit	Factor	Remark	Pol/Phase
	MHz	dBm/m	dBm	dBm/m	dB	dB/m		
1 PP	1361.000	-33.66	-36.43	-13.00	-20.66	2.77	Peak	Horizontal
2	2041.500	-54.56	-59.42	-13.00	-41.56	4.86	Peak	Horizontal

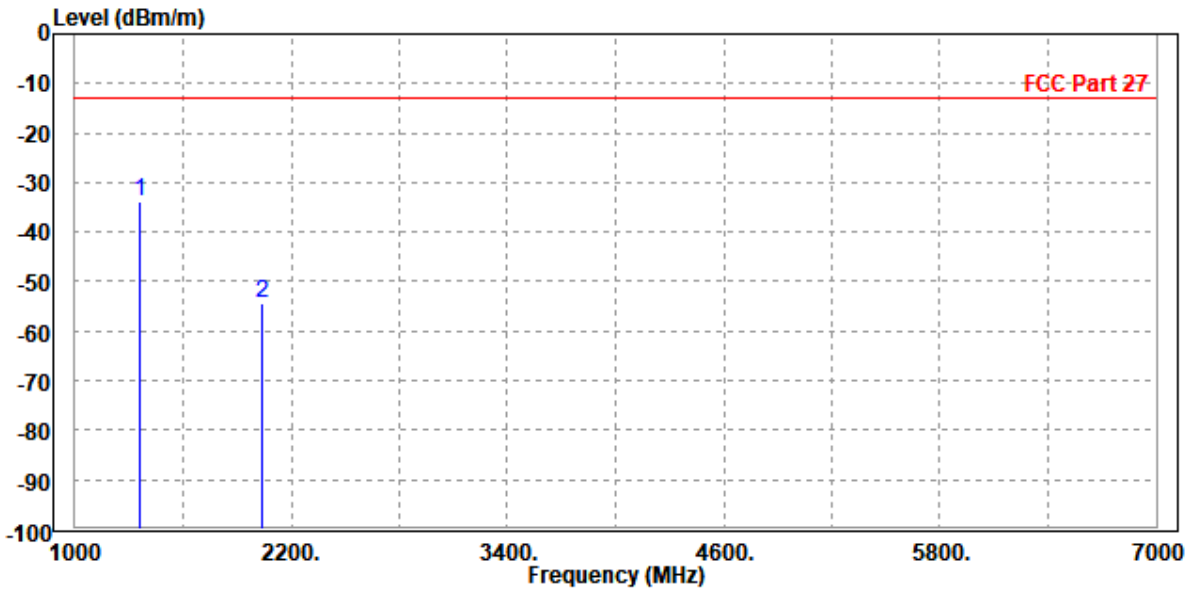

MODE	TX channel 136100	FREQUENCY RANGE	Above 1000MHz
ENVIRONMENTAL CONDITIONS	23deg. C, 70%RH	INPUT POWER	AC 120V/60HZ
TESTED BY	Jace Hu		
ANTENNA POLARITY & TEST DISTANCE: VERTICAL AT 3 M			

	Freq	Level	Read Level	Limit Line	Over Limit	Factor	Remark	Pol/Phase
	MHz	dBm/m	dBm	dBm/m	dB	dB/m		
1 PP	1360.000	-34.65	-37.44	-13.00	-21.65	2.79	Peak	Vertical
2	2041.500	-55.07	-59.22	-13.00	-42.07	4.15	Peak	Vertical

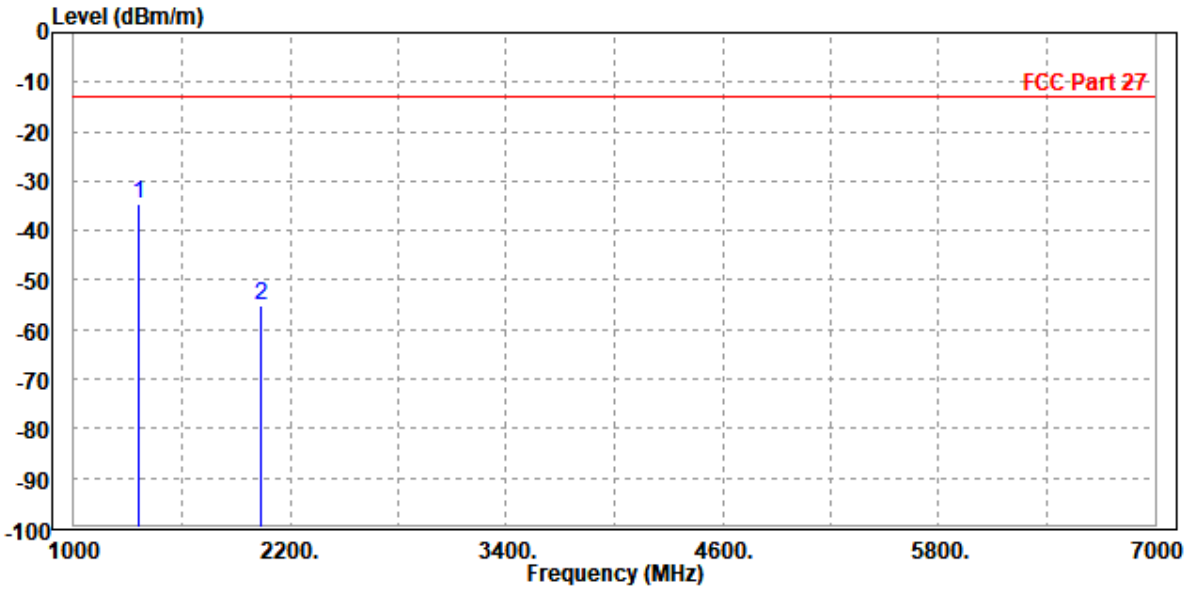

CH 139100:

MODE	TX channel 139100	FREQUENCY RANGE	Above 1000MHz
ENVIRONMENTAL CONDITIONS	23deg. C, 70%RH	INPUT POWER	AC 120V/60HZ
TESTED BY	Jace Hu		
7ANTENNA POLARITY & TEST DISTANCE: HORIZONTAL AT 3 M			

	Freq	Level	Read Level	Limit Line	Over Limit	Factor	Remark	Pol/Phase
	MHz	dBm/m	dBm	dBm/m	dB	dB/m		
1	1381.000	-54.76	-57.59	-13.00	-41.76	2.83	Peak	Horizontal
2 PP	2074.000	-54.56	-59.51	-13.00	-41.56	4.95	Peak	Horizontal

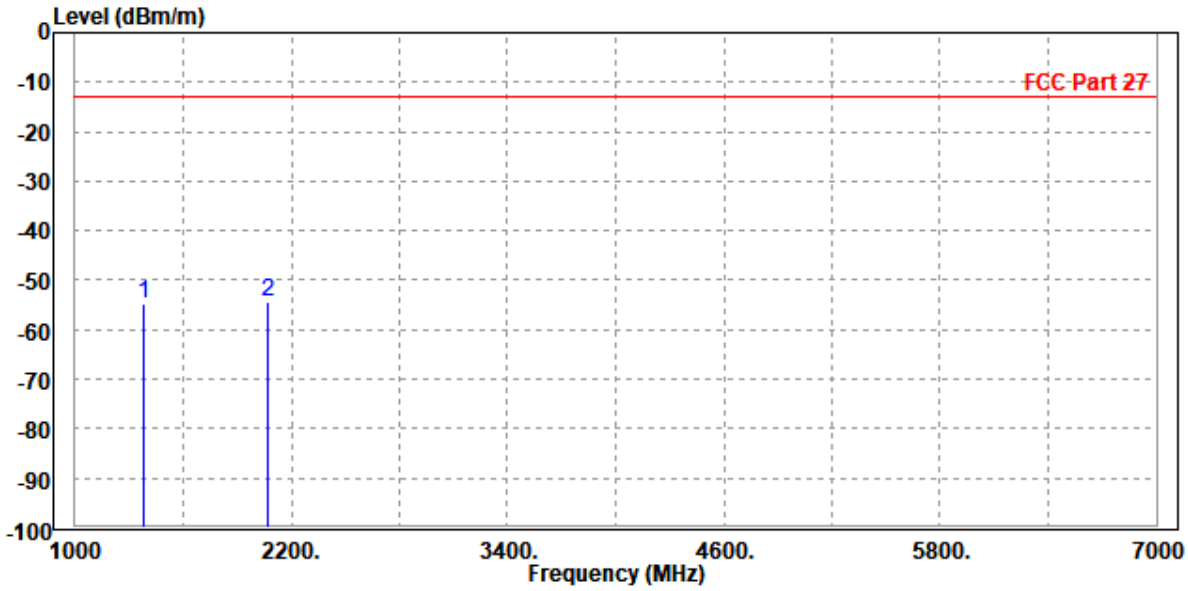

MODE	TX channel 139100	FREQUENCY RANGE	Above 1000MHz
ENVIRONMENTAL CONDITIONS	23deg. C, 70%RH	INPUT POWER	AC 120V/60HZ
TESTED BY	Jace Hu		
ANTENNA POLARITY & TEST DISTANCE: VERTICAL AT 3 M			

	Freq	Level	Read Level	Limit Line	Over Limit	Factor	Remark	Pol/Phase
	MHz	dBm/m	dBm	dBm/m	dB	dB/m		
1	1384.000	-54.75	-57.60	-13.00	-41.75	2.85	Peak	Vertical
2 PP	2071.500	-54.45	-58.70	-13.00	-41.45	4.25	Peak	Vertical

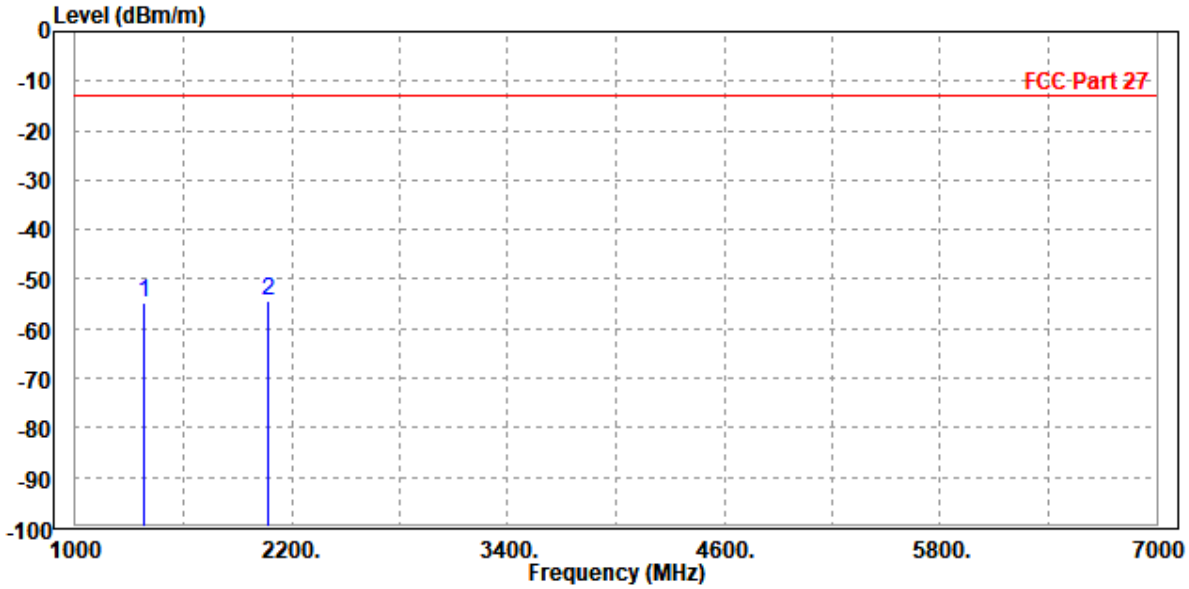

CHANNEL BANDWIDTH: 10MHz / QPSK

MODE	TX channel 136100	**FREQUENCY RANGE**	Above 1000MHz
ENVIRONMENTAL CONDITIONS	23deg. C, 70%RH	**INPUT POWER**	AC 120V/60HZ
TESTED BY	Jace Hu		
ANTENNA POLARITY & TEST DISTANCE: HORIZONTAL AT 3 M			

		Freq	Level	Read Level	Limit Line	Over Limit	Factor	Remark	Pol/Phase
		MHz	dBm/m	dBm	dBm/m	dB	dB/m		
1	PP	1360.000	-55.34	-58.11	-13.00	-42.34	2.77	Peak	Horizontal
2		2041.500	-55.78	-60.64	-13.00	-42.78	4.86	Peak	Horizontal

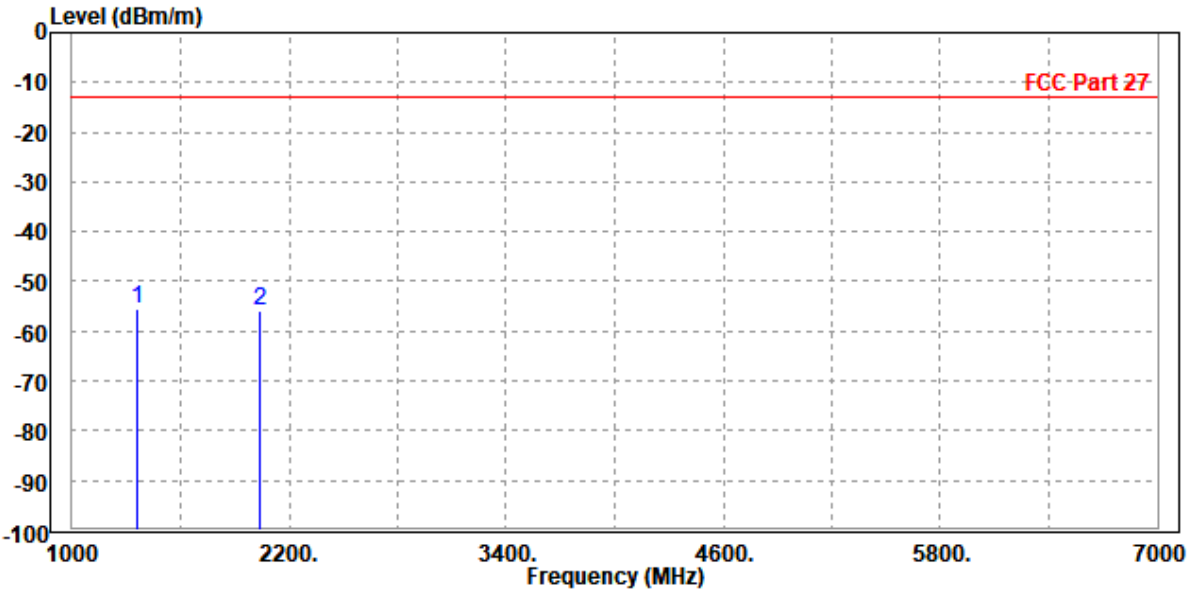

MODE	TX channel 136100	FREQUENCY RANGE	Above 1000MHz
ENVIRONMENTAL CONDITIONS	23deg. C, 70%RH	INPUT POWER	AC 120V/60HZ
TESTED BY	Jace Hu		
ANTENNA POLARITY & TEST DISTANCE: VERTICAL AT 3 M			

	Freq	Level	Read Level	Limit Line	Over Limit	Factor	Remark	Pol/Phase
	MHz	dBm/m	dBm	dBm/m	dB	dB/m		
1	1361.000	-55.75	-58.54	-13.00	-42.75	2.79	Peak	Vertical
2 PP	2044.000	-55.35	-59.51	-13.00	-42.35	4.16	Peak	Vertical

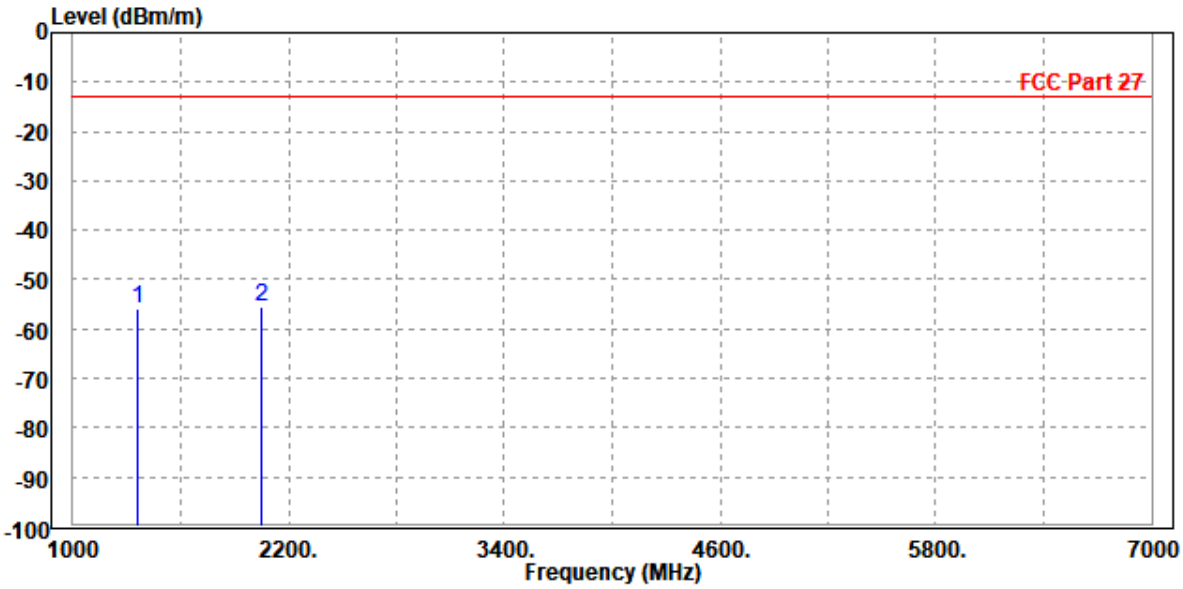

CHANNEL BANDWIDTH: 15MHz / QPSK

MODE	TX channel 136100	**FREQUENCY RANGE**	Above 1000MHz
ENVIRONMENTAL CONDITIONS	23deg. C, 70%RH	**INPUT POWER**	AC 120V/60HZ
TESTED BY	Jace Hu		
ANTENNA POLARITY & TEST DISTANCE: HORIZONTAL AT 3 M			

	Freq	Level	Read Level	Limit Line	Over Limit	Factor	Remark	Pol/Phase
	MHz	dBm/m	dBm	dBm/m	dB	dB/m		
1	1361.000	-55.22	-57.99	-13.00	-42.22	2.77	Peak	Horizontal
2 PP	2044.000	-54.51	-59.38	-13.00	-41.51	4.87	Peak	Horizontal

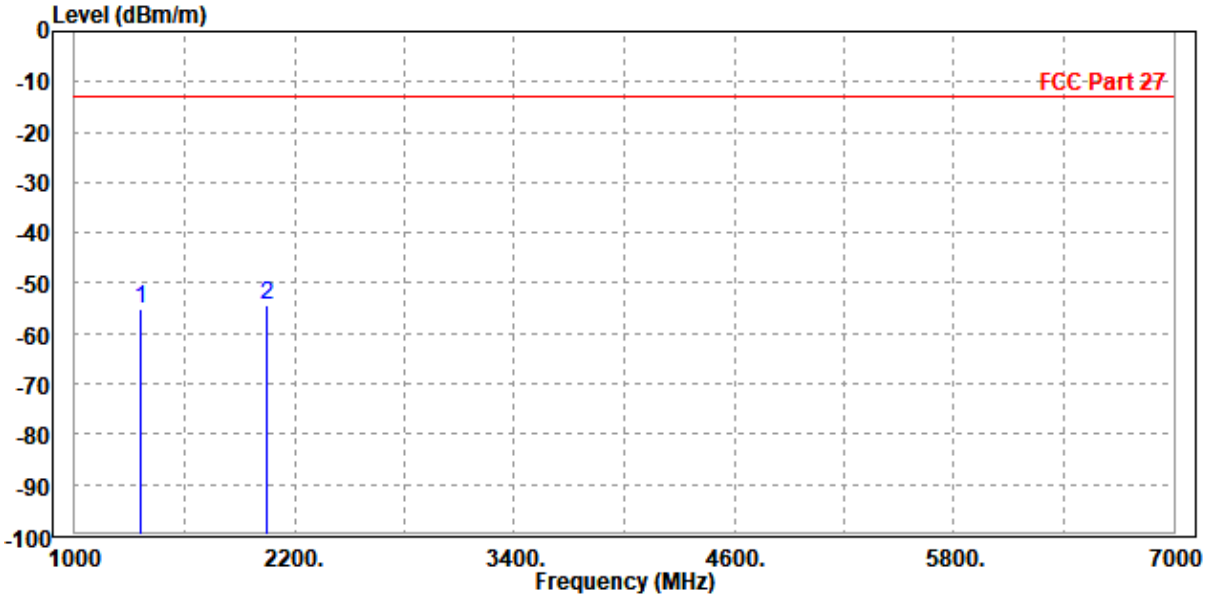

MODE	TX channel 136100	FREQUENCY RANGE	Above 1000MHz
ENVIRONMENTAL CONDITIONS	23deg. C, 70%RH	INPUT POWER	AC 120V/60HZ
TESTED BY	Jace Hu		
ANTENNA POLARITY & TEST DISTANCE: VERTICAL AT 3 M			

	Freq	Level	Read Level	Limit Line	Over Limit	Factor	Remark	Pol/Phase
	MHz	dBm/m	dBm	dBm/m	dB	dB/m		
1	1360.000	-56.22	-59.01	-13.00	-43.22	2.79	Peak	Vertical
2 PP	2041.500	-55.30	-59.45	-13.00	-42.30	4.15	Peak	Vertical

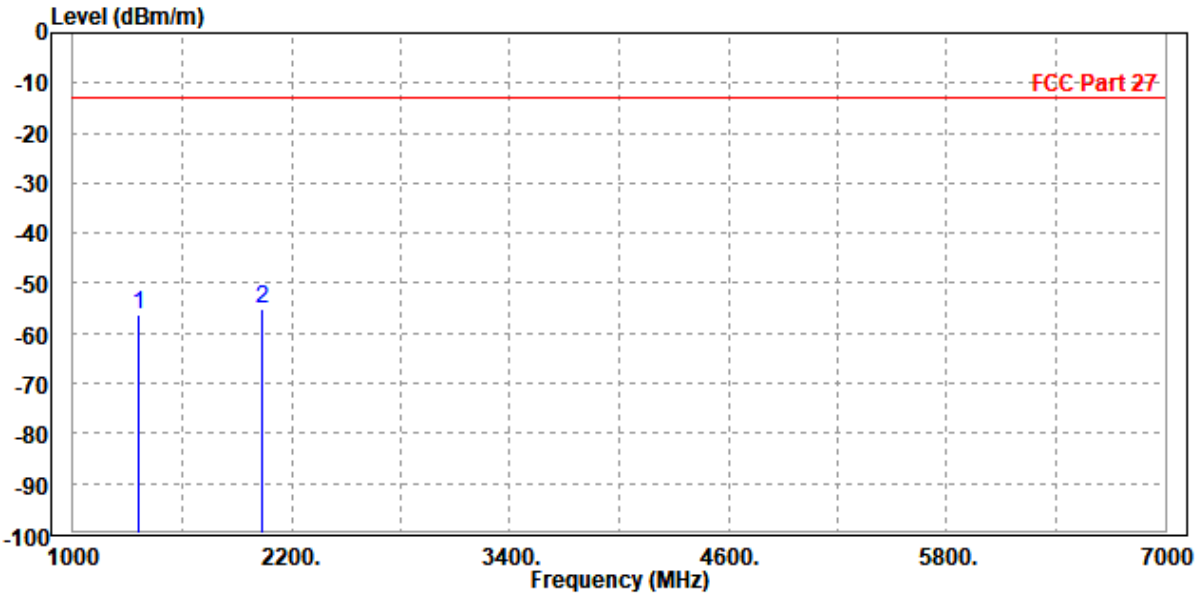

CHANNEL BANDWIDTH: 20MHz / QPSK

MODE	TX channel 136100	**FREQUENCY RANGE**	Above 1000MHz
ENVIRONMENTAL CONDITIONS	23deg. C, 70%RH	**INPUT POWER**	AC 120V/60HZ
TESTED BY	Jace Hu		
ANTENNA POLARITY & TEST DISTANCE: HORIZONTAL AT 3 M			

	Freq	Level	Read Level	Limit Line	Over Limit	Factor	Remark	Pol/Phase
	MHz	dBm/m	dBm	dBm/m	dB	dB/m		
1	1360.000	-55.10	-57.87	-13.00	-42.10	2.77	Peak	Horizontal
2 PP	2041.500	-53.97	-58.83	-13.00	-40.97	4.86	Peak	Horizontal

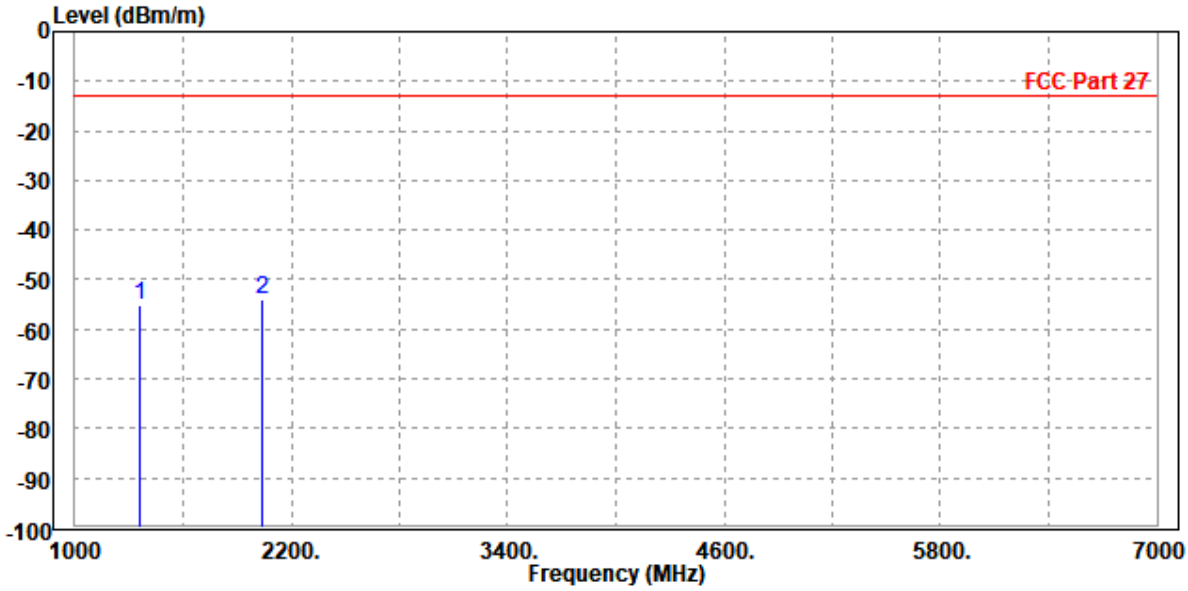

MODE	TX channel 136100	FREQUENCY RANGE	Above 1000MHz
ENVIRONMENTAL CONDITIONS	23deg. C, 70%RH	INPUT POWER	AC 120V/60HZ
TESTED BY	Jace Hu		
ANTENNA POLARITY & TEST DISTANCE: VERTICAL AT 3 M			

	Freq	Level	Read Level	Limit Line	Over Limit	Factor	Remark	Pol/Phase
	MHz	dBm/m	dBm	dBm/m	dB	dB/m		
1	1361.000	-55.91	-58.70	-13.00	-42.91	2.79	Peak	Vertical
2 PP	2044.000	-55.39	-59.55	-13.00	-42.39	4.16	Peak	Vertical

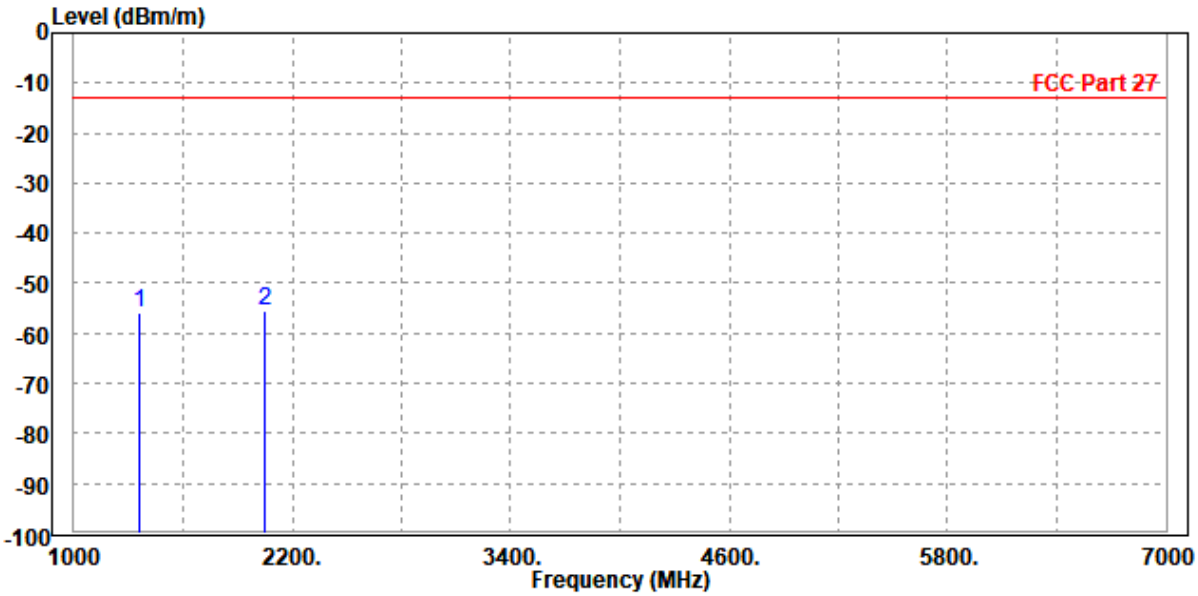

N77(Part27O) HPUE:

Note: For frequency above 18GHz, the emission was tested 20db below the limit so the data not recorded in the sheet.

CHANNEL BANDWIDTH: 20MHz / QPSK

MODE	TX channel 656000	**FREQUENCY RANGE**	Above 1000MHz
ENVIRONMENTAL CONDITIONS	23deg. C, 70%RH	**INPUT POWER**	AC 120V/60HZ
TESTED BY	Jace Hu		
ANTENNA POLARITY & TEST DISTANCE: HORIZONTAL AT 3 M			

	Freq	Level	Read Level	Limit Line	Over Limit	Factor	Remark	Pol/Phase
	MHz	dBm/m	dBm	dBm/m	dB	dB/m		
1	7680.000	-49.71	-64.36	-13.00	-36.71	14.65	Peak	Horizontal
2	PP11523.000	-42.25	-63.13	-13.00	-29.25	20.88	Peak	Horizontal

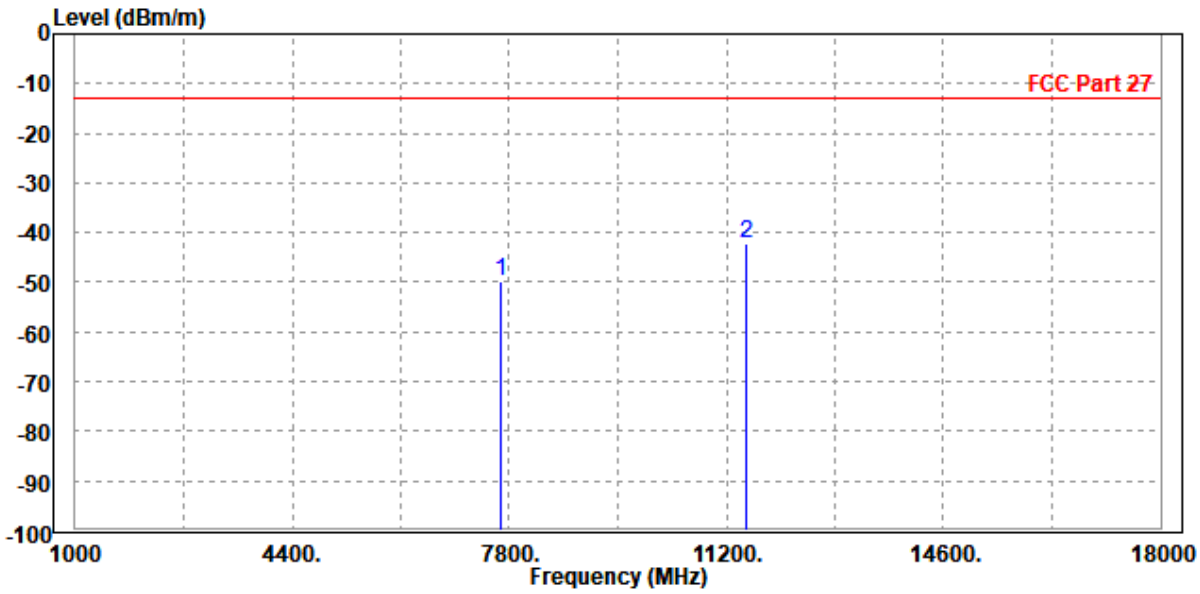

MODE	TX channel 656000	FREQUENCY RANGE	Above 1000MHz
ENVIRONMENTAL CONDITIONS	23deg. C, 70%RH	INPUT POWER	AC 120V/60HZ
TESTED BY	Jace Hu		
ANTENNA POLARITY & TEST DISTANCE: VERTICAL AT 3 M			

	Freq	Level	Read Level	Limit Line	Over Limit	Factor	Remark	Pol/Phase
	MHz	dBm/m	dBm	dBm/m	dB	dB/m		
1	7681.000	-50.76	-64.57	-13.00	-37.76	13.81	Peak	Vertical
2	PP11520.000	-42.38	-61.95	-13.00	-29.38	19.57	Peak	Vertical

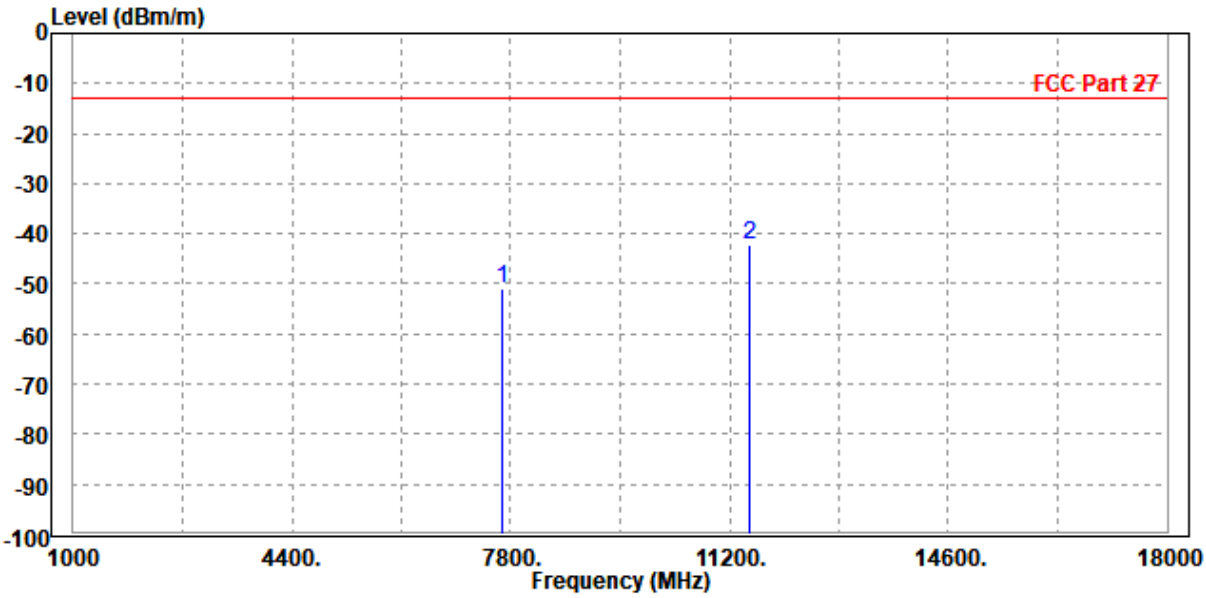

CHANNEL BANDWIDTH: 30MHz / QPSK

MODE	TX channel 656000	**FREQUENCY RANGE**	Above 1000MHz
ENVIRONMENTAL CONDITIONS	23deg. C, 70%RH	**INPUT POWER**	AC 120V/60HZ
TESTED BY	Jace Hu		
ANTENNA POLARITY & TEST DISTANCE: HORIZONTAL AT 3 M			

	Freq	Level	Read Level	Limit Line	Over Limit	Factor	Remark	Pol/Phase
	MHz	dBm/m	dBm	dBm/m	dB	dB/m		
1	7681.000	-50.60	-65.25	-13.00	-37.60	14.65	Peak	Horizontal
2	PP11520.000	-42.45	-63.29	-13.00	-29.45	20.84	Peak	Horizontal

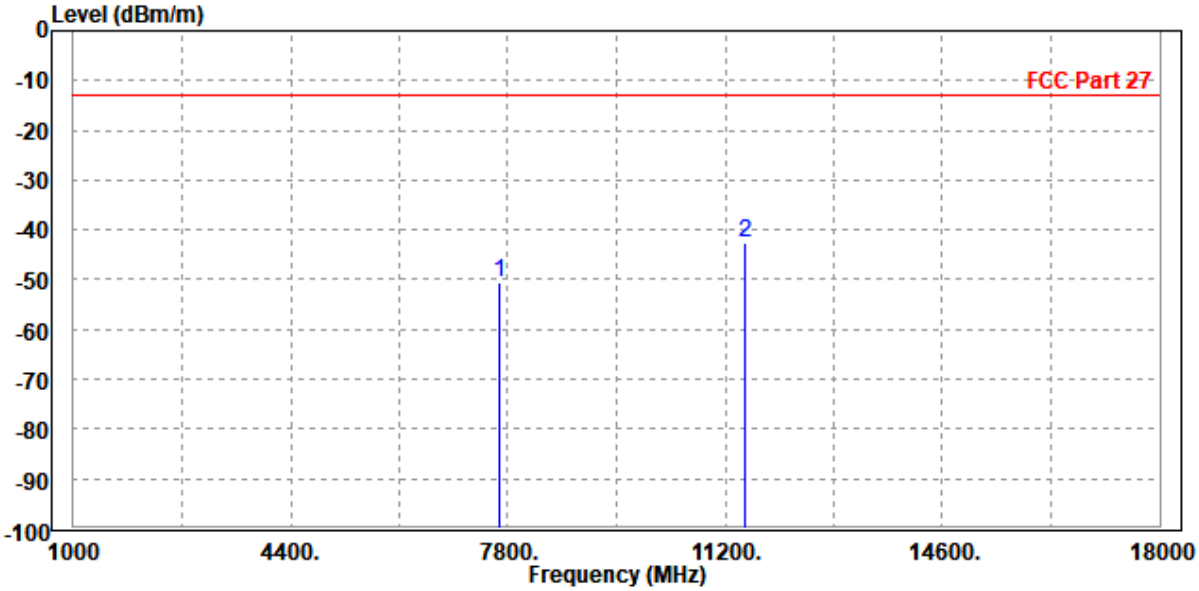

MODE	TX channel 656000	FREQUENCY RANGE	Above 1000MHz
ENVIRONMENTAL CONDITIONS	23deg. C, 70%RH	INPUT POWER	AC 120V/60HZ
TESTED BY	Jace Hu		
ANTENNA POLARITY & TEST DISTANCE: VERTICAL AT 3 M			

	Freq	Level	Read Level	Limit Line	Over Limit	Factor	Remark	Pol/Phase
	MHz	dBm/m	dBm	dBm/m	dB	dB/m		
1	7680.000	-49.42	-63.22	-13.00	-36.42	13.80	Peak	Vertical
2	PP11523.000	-43.42	-63.03	-13.00	-30.42	19.61	Peak	Vertical

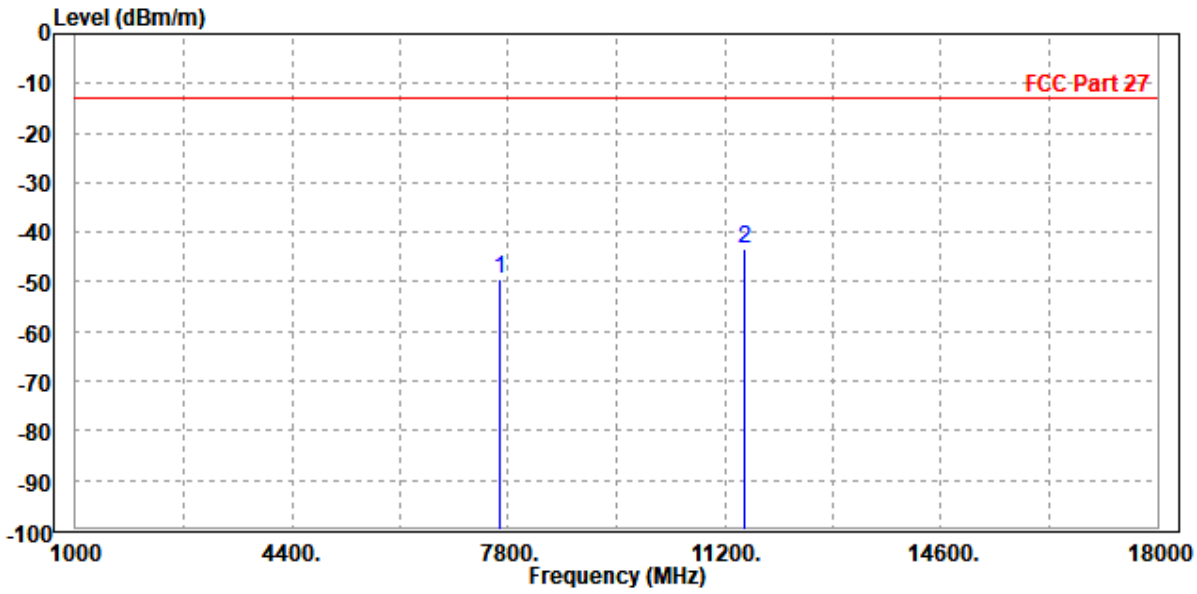

CHANNEL BANDWIDTH: 40MHz / QPSK

MODE	TX channel 656000	FREQUENCY RANGE	Above 1000MHz
ENVIRONMENTAL CONDITIONS	23deg. C, 70%RH	INPUT POWER	AC 120V/60HZ
TESTED BY	Jace Hu		
ANTENNA POLARITY & TEST DISTANCE: HORIZONTAL AT 3 M			

	Freq	Level	Read Level	Limit Line	Over Limit	Factor	Remark	Pol/Phase
	MHz	dBm/m	dBm	dBm/m	dB	dB/m		
1	7680.000	-48.50	-63.15	-13.00	-35.50	14.65	Peak	Horizontal
2	PP11523.000	-41.44	-62.32	-13.00	-28.44	20.88	Peak	Horizontal

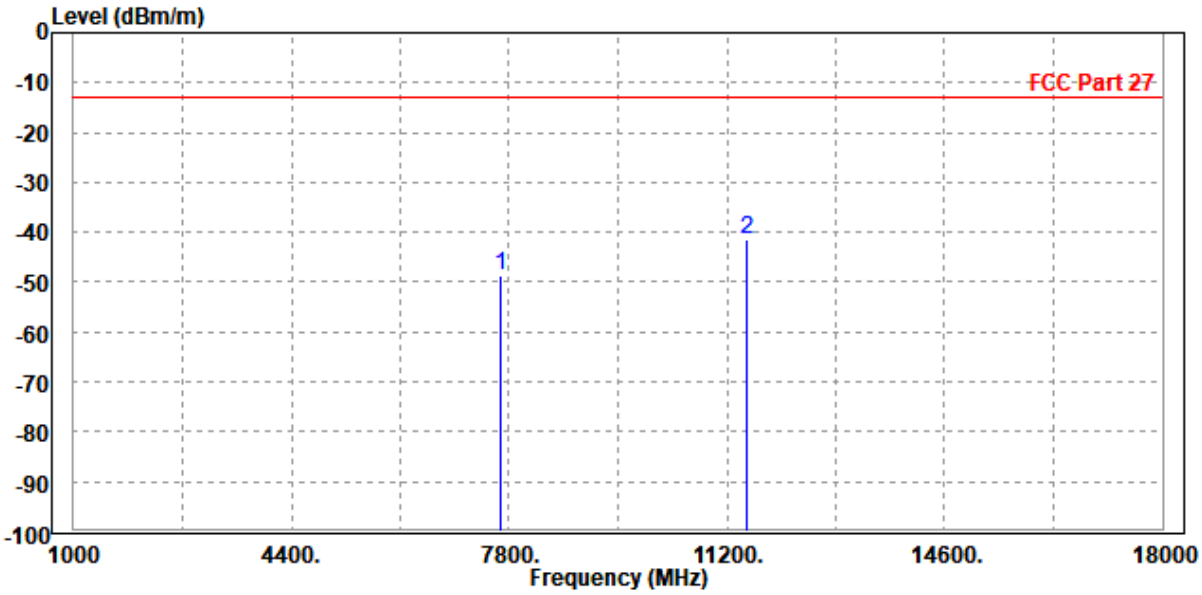

MODE	TX channel 656000	FREQUENCY RANGE	Above 1000MHz
ENVIRONMENTAL CONDITIONS	23deg. C, 70%RH	INPUT POWER	AC 120V/60HZ
TESTED BY	Jace Hu		
ANTENNA POLARITY & TEST DISTANCE: VERTICAL AT 3 M			

	Freq	Level	Read Level	Limit Line	Over Limit	Factor	Remark	Pol/Phase
	MHz	dBm/m	dBm	dBm/m	dB	dB/m		
1	7681.000	-50.78	-64.59	-13.00	-37.78	13.81	Peak	Vertical
2	PP11520.000	-43.01	-62.58	-13.00	-30.01	19.57	Peak	Vertical

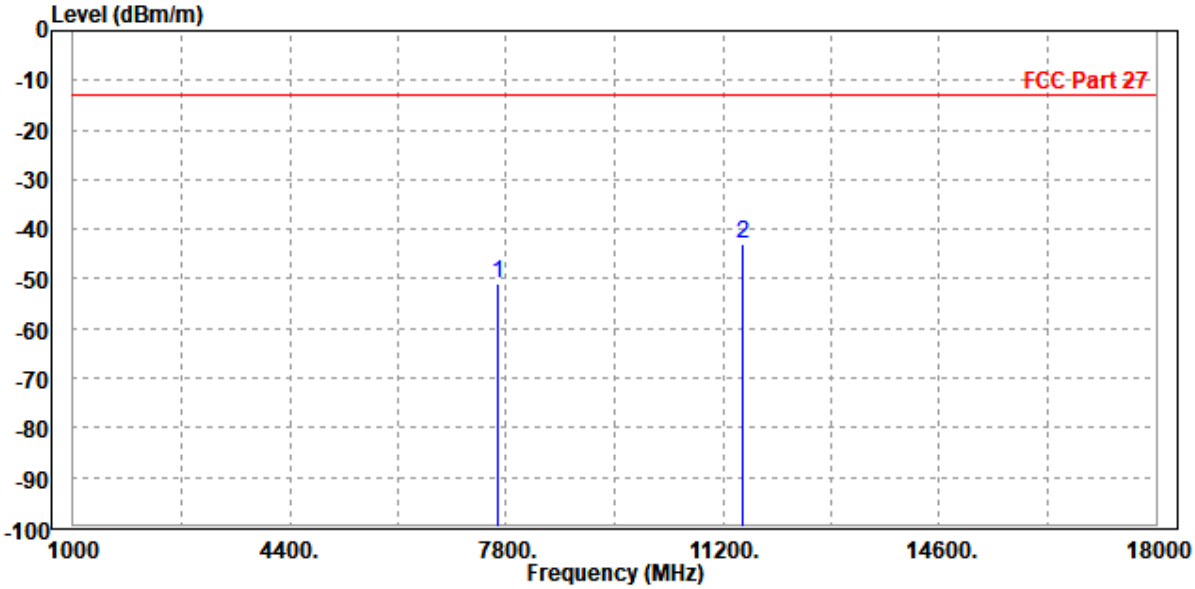

CHANNEL BANDWIDTH: 60MHz / QPSK

MODE	TX channel 656000	FREQUENCY RANGE	Above 1000MHz
ENVIRONMENTAL CONDITIONS	23deg. C, 70%RH	INPUT POWER	AC 120V/60HZ
TESTED BY	Jace Hu		
ANTENNA POLARITY & TEST DISTANCE: HORIZONTAL AT 3 M			

	Freq	Level	Read Level	Limit Line	Over Limit	Factor	Remark	Pol/Phase
	MHz	dBm/m	dBm	dBm/m	dB	dB/m		
1	7681.000	-49.11	-63.76	-13.00	-36.11	14.65	Peak	Horizontal
2	PP11520.000	-41.50	-62.34	-13.00	-28.50	20.84	Peak	Horizontal

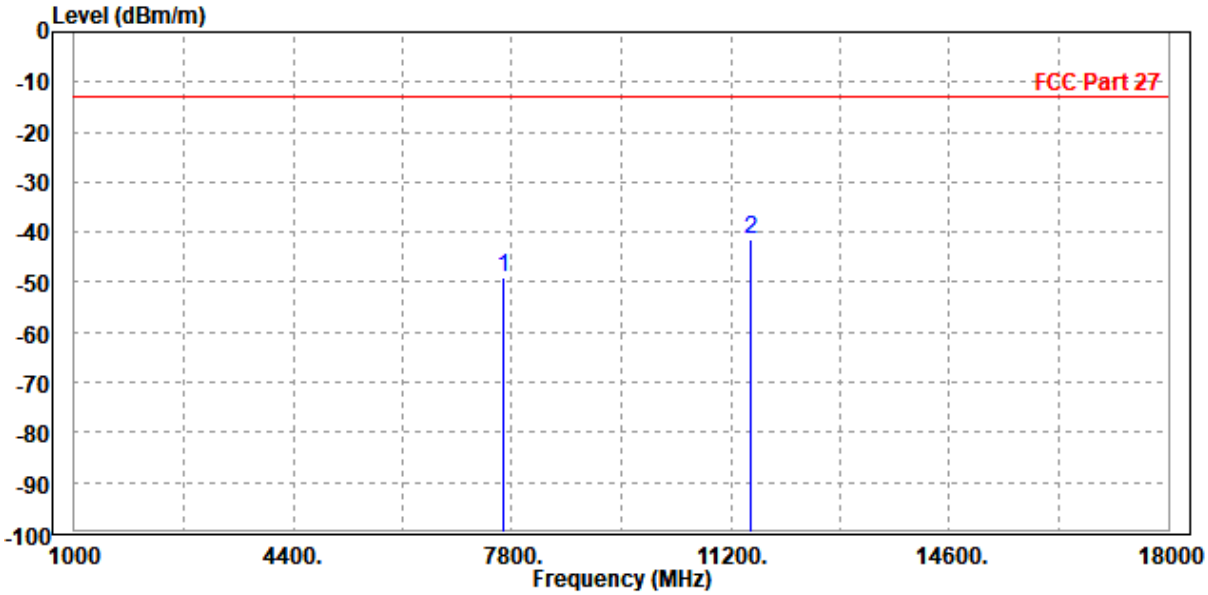

MODE	TX channel 656000	FREQUENCY RANGE	Above 1000MHz
ENVIRONMENTAL CONDITIONS	23deg. C, 70%RH	INPUT POWER	AC 120V/60HZ
TESTED BY	Jace Hu		
ANTENNA POLARITY & TEST DISTANCE: VERTICAL AT 3 M			

	Freq	Level	Read Level	Limit Line	Over Limit	Factor	Remark	Pol/Phase
	MHz	dBm/m	dBm	dBm/m	dB	dB/m		
1	7680.000	-50.33	-64.13	-13.00	-37.33	13.80	Peak	Vertical
2	PP11523.000	-42.46	-62.07	-13.00	-29.46	19.61	Peak	Vertical

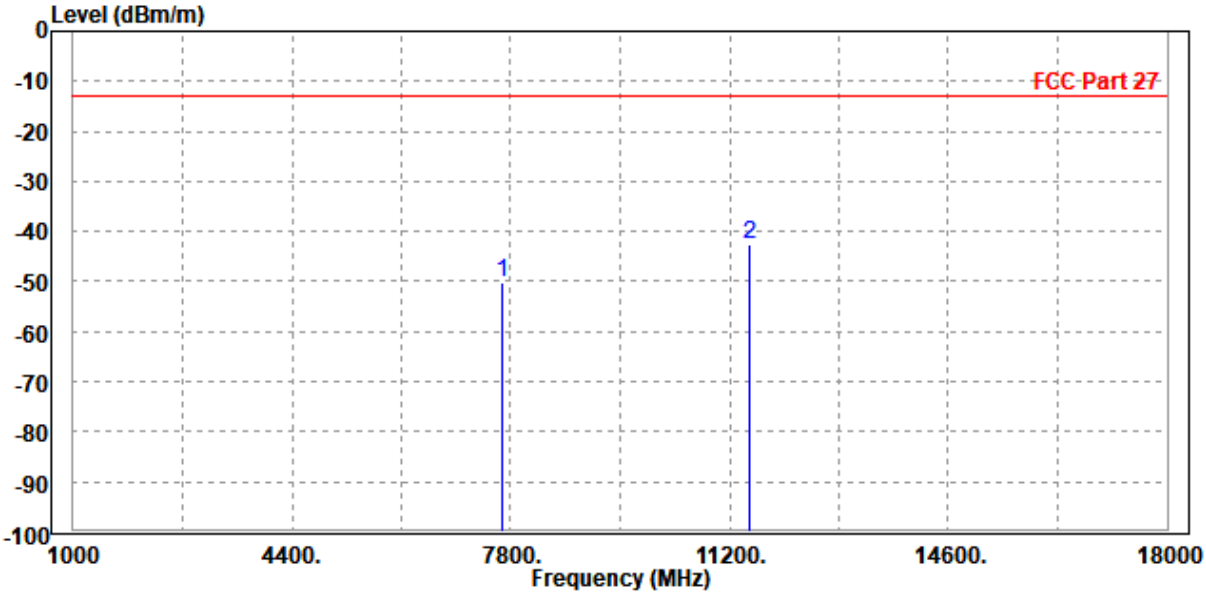

CHANNEL BANDWIDTH: 80MHz / QPSK

MODE	TX channel 656000	**FREQUENCY RANGE**	Above 1000MHz
ENVIRONMENTAL CONDITIONS	23deg. C, 70%RH	**INPUT POWER**	AC 120V/60HZ
TESTED BY	Jace Hu		
ANTENNA POLARITY & TEST DISTANCE: HORIZONTAL AT 3 M			

	Freq	Level	Read Level	Limit Line	Over Limit	Factor	Remark	Pol/Phase
	MHz	dBm/m	dBm	dBm/m	dB	dB/m		
1	7680.000	-48.69	-63.34	-13.00	-35.69	14.65	Peak	Horizontal
2	PP11523.000	-42.01	-62.89	-13.00	-29.01	20.88	Peak	Horizontal

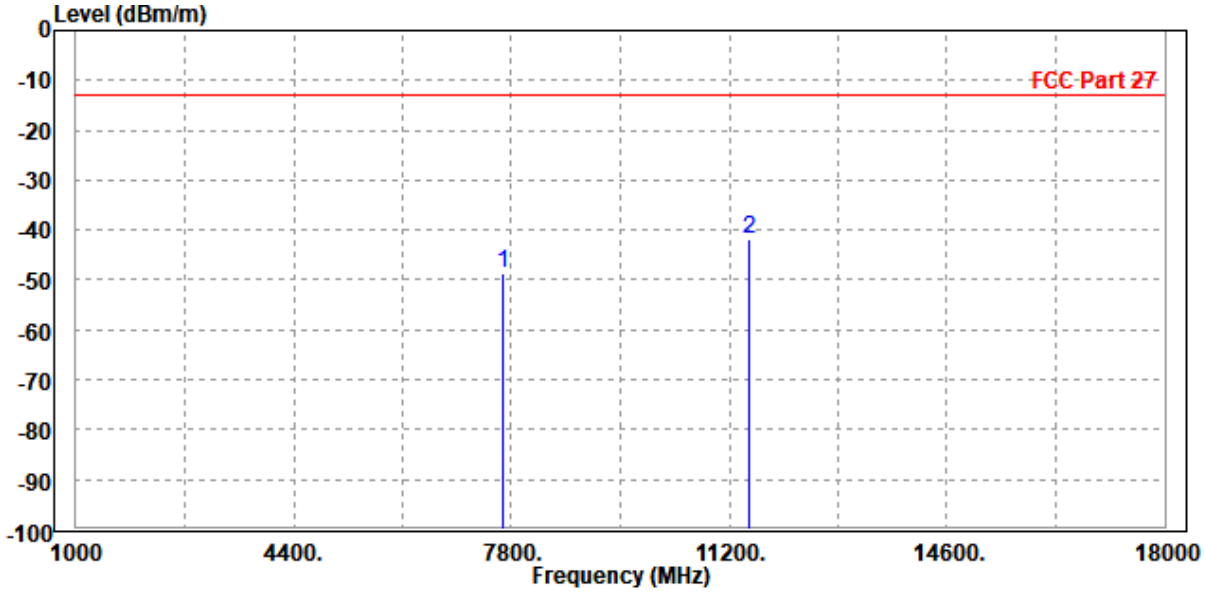

MODE	TX channel 656000	FREQUENCY RANGE	Above 1000MHz
ENVIRONMENTAL CONDITIONS	23deg. C, 70%RH	INPUT POWER	AC 120V/60HZ
TESTED BY	Jace Hu		
ANTENNA POLARITY & TEST DISTANCE: VERTICAL AT 3 M			

	Freq	Level	Read Level	Limit Line	Over Limit	Factor	Remark	Pol/Phase
	MHz	dBm/m	dBm	dBm/m	dB	dB/m		
1	7681.000	-49.57	-63.38	-13.00	-36.57	13.81	Peak	Vertical
2	PP11520.000	-41.91	-61.48	-13.00	-28.91	19.57	Peak	Vertical

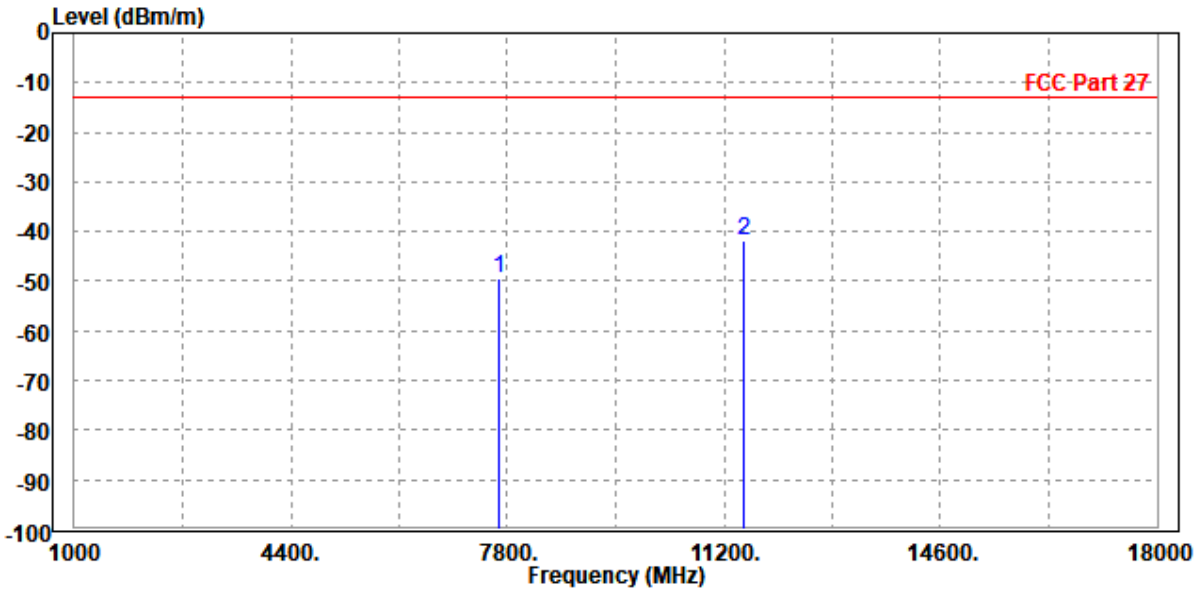

CHANNEL BANDWIDTH: 100MHz / QPSK

CH 650000

MODE	TX channel 650000	**FREQUENCY RANGE**	Above 1000MHz
ENVIRONMENTAL CONDITIONS	23deg. C, 70%RH	**INPUT POWER**	AC 120V/60HZ
TESTED BY	Jace Hu		
ANTENNA POLARITY & TEST DISTANCE: HORIZONTAL AT 3 M			

	Freq	Level	Read Level	Limit Line	Over Limit	Factor	Remark	Pol/Phase
	MHz	dBm/m	dBm	dBm/m	dB	dB/m		
1	7681.000	-50.38	-65.03	-13.00	-37.38	14.65	Peak	Horizontal
2	PP11250.000	-43.34	-63.81	-13.00	-30.34	20.47	Peak	Horizontal

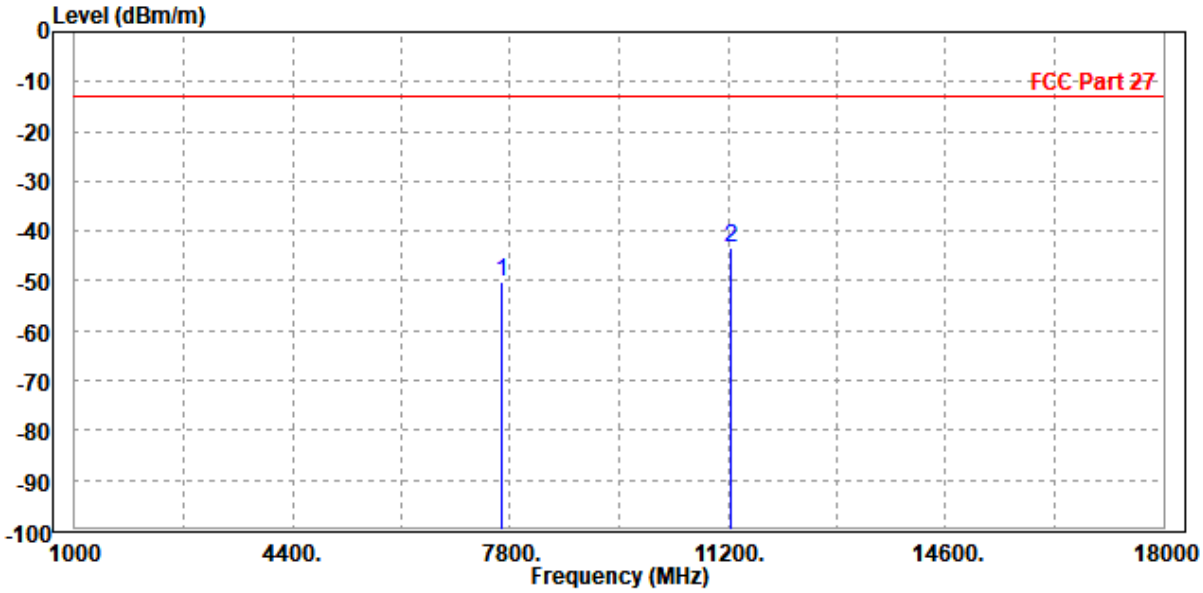

MODE	TX channel 650000	FREQUENCY RANGE	Above 1000MHz
ENVIRONMENTAL CONDITIONS	23deg. C, 70%RH	INPUT POWER	AC 120V/60HZ
TESTED BY	Jace Hu		
ANTENNA POLARITY & TEST DISTANCE: VERTICAL AT 3 M			

	Freq	Level	Read Level	Limit Line	Over Limit	Factor	Remark	Pol/Phase
	MHz	dBm/m	dBm	dBm/m	dB	dB/m		
1	7500.000	-50.60	-63.62	-13.00	-37.60	13.02	Peak	Vertical
2	PP11251.000	-43.83	-63.73	-13.00	-30.83	19.90	Peak	Vertical

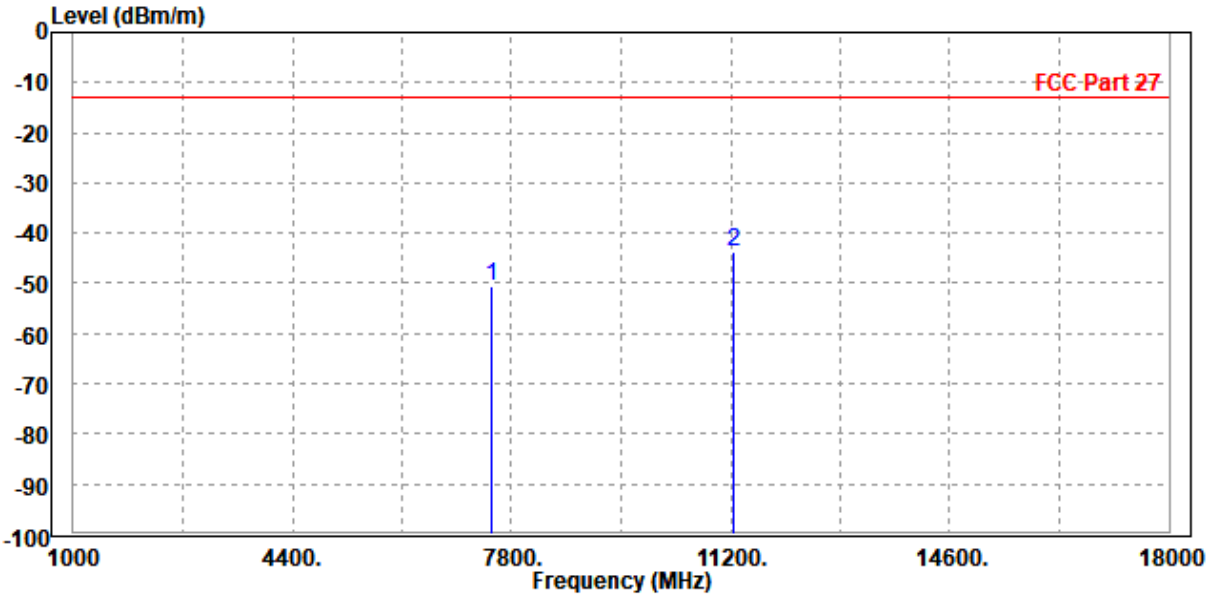

CH 656000

MODE	TX channel 656000	FREQUENCY RANGE	Above 1000MHz
ENVIRONMENTAL CONDITIONS	23deg. C, 70%RH	INPUT POWER	AC 120V/60HZ
TESTED BY	Jace Hu		
ANTENNA POLARITY & TEST DISTANCE: HORIZONTAL AT 3 M			

	Freq	Level	Read Level	Limit Line	Over Limit	Factor	Remark	Pol/Phase
	MHz	dBm/m	dBm	dBm/m	dB	dB/m		
1	7681.000	-49.44	-64.09	-13.00	-36.44	14.65	Peak	Horizontal
2	PP11520.000	-40.81	-61.65	-13.00	-27.81	20.84	Peak	Horizontal

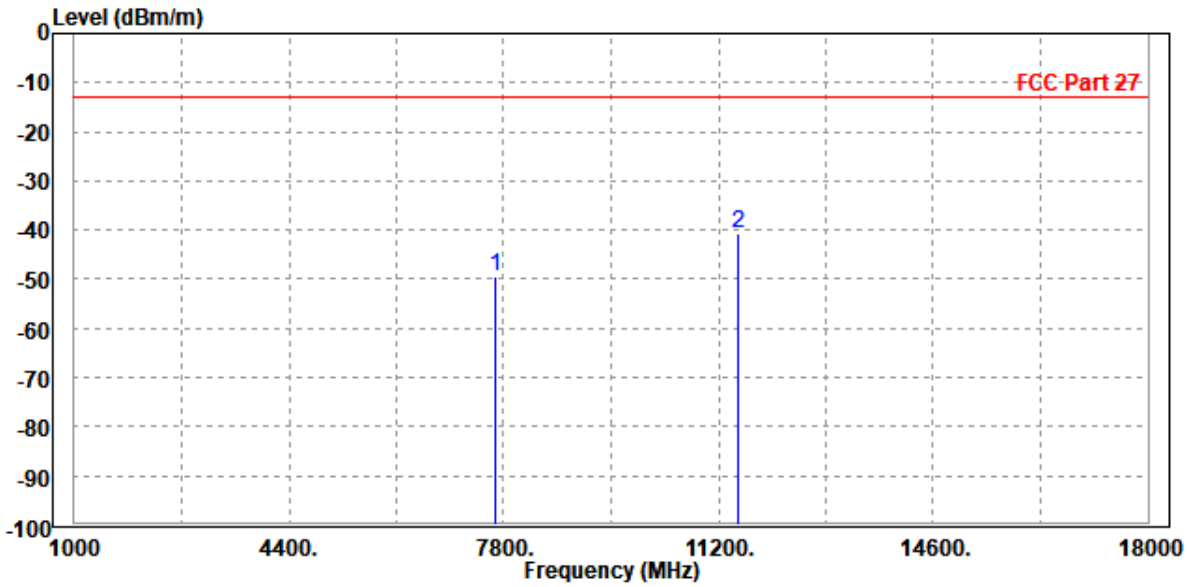

MODE	TX channel 656000	FREQUENCY RANGE	Above 1000MHz
ENVIRONMENTAL CONDITIONS	23deg. C, 70%RH	INPUT POWER	AC 120V/60HZ
TESTED BY	Jace Hu		
ANTENNA POLARITY & TEST DISTANCE: VERTICAL AT 3 M			

	Freq	Level	Read Level	Limit Line	Over Limit	Factor	Remark	Pol/Phase
	MHz	dBm/m	dBm	dBm/m	dB	dB/m		
1	7680.000	-50.17	-63.97	-13.00	-37.17	13.80	Peak	Vertical
2	PP11523.000	-43.12	-62.73	-13.00	-30.12	19.61	Peak	Vertical

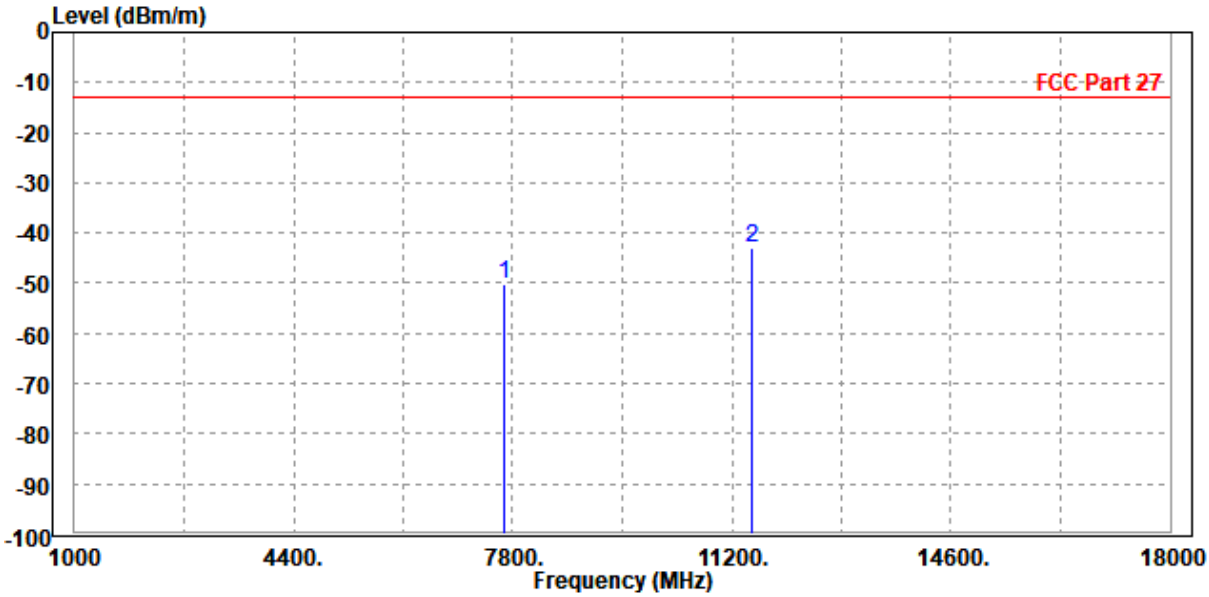

CH 662000

MODE	TX channel 662000	**FREQUENCY RANGE**	Above 1000MHz
ENVIRONMENTAL CONDITIONS	23deg. C, 70%RH	**INPUT POWER**	AC 120V/60HZ
TESTED BY	Jace Hu		
ANTENNA POLARITY & TEST DISTANCE: HORIZONTAL AT 3 M			

	Freq	Level	Read Level	Limit Line	Over Limit	Factor	Remark	Pol/Phase
	MHz	dBm/m	dBm	dBm/m	dB	dB/m		
1	7860.000	-48.69	-63.65	-13.00	-35.69	14.96	Peak	Horizontal
2	PP11795.000	-39.23	-63.65	-13.00	-26.23	24.42	Peak	Horizontal

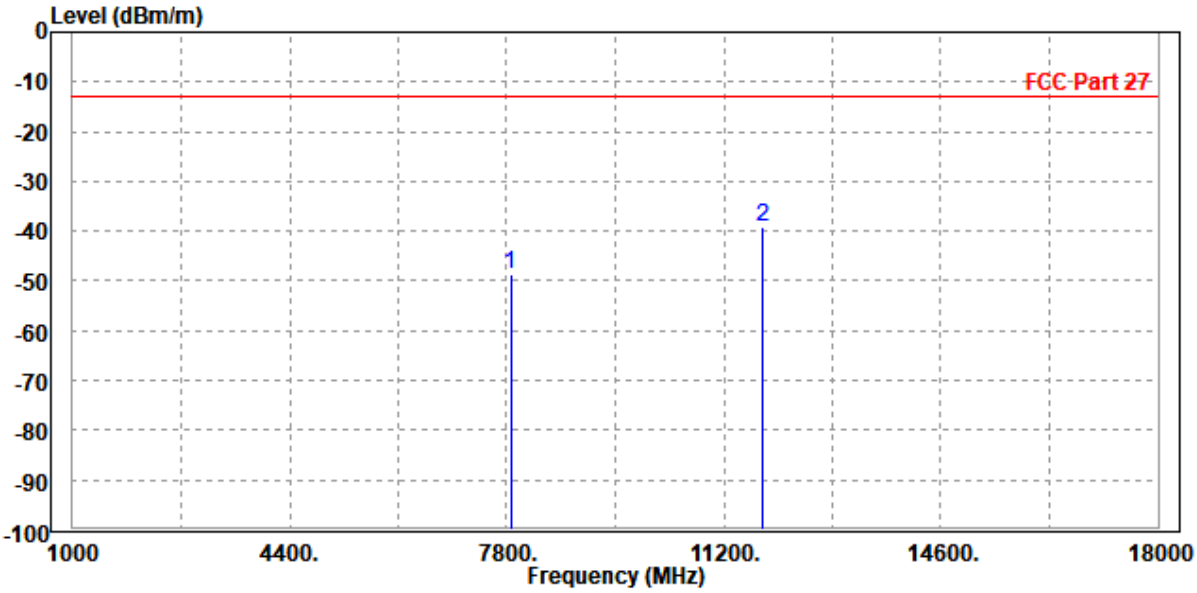

MODE	TX channel 662000	FREQUENCY RANGE	Above 1000MHz
ENVIRONMENTAL CONDITIONS	23deg. C, 70%RH	INPUT POWER	AC 120V/60HZ
TESTED BY	Jace Hu		
ANTENNA POLARITY & TEST DISTANCE: VERTICAL AT 3 M			

	Freq	Level	Read Level	Limit Line	Over Limit	Factor	Remark	Pol/Phase
	MHz	dBm/m	dBm	dBm/m	dB	dB/m		
1	7868.000	-48.39	-63.01	-13.00	-35.39	14.62	Peak	Vertical
2	PP11790.000	-40.10	-63.21	-13.00	-27.10	23.11	Peak	Vertical

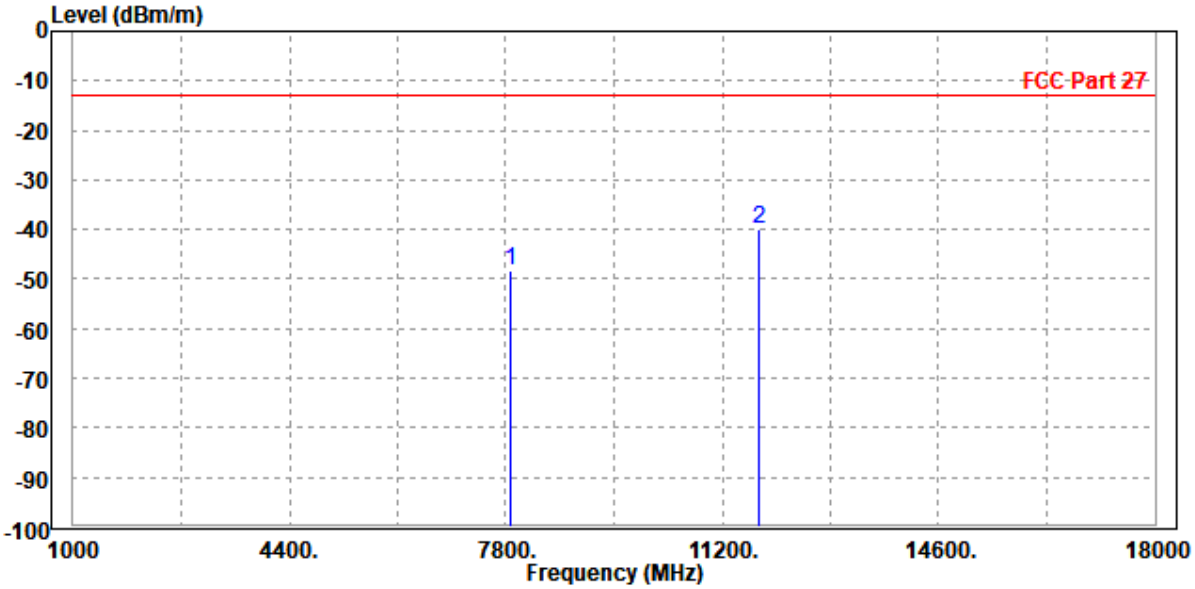

N77(Part27O) MIMO HPUE

Note: For frequency above 18GHz, the emission was tested 20db below the limit so the data not recorded in the sheet.

CHANNEL BANDWIDTH: 20MHz / QPSK

MODE	TX channel 656000	**FREQUENCY RANGE**	Above 1000MHz
ENVIRONMENTAL CONDITIONS	23deg. C, 70%RH	**INPUT POWER**	AC 120V/60HZ
TESTED BY	Jace Hu		
ANTENNA POLARITY & TEST DISTANCE: HORIZONTAL AT 3 M			

	Freq	Level	Read Level	Limit Line	Over Limit	Factor	Remark	Pol/Phase
	MHz	dBm/m	dBm	dBm/m	dB	dB/m		
1	7681.000	-50.40	-65.05	-13.00	-37.40	14.65	Peak	Horizontal
2	PP11520.000	-43.33	-64.17	-13.00	-30.33	20.84	Peak	Horizontal

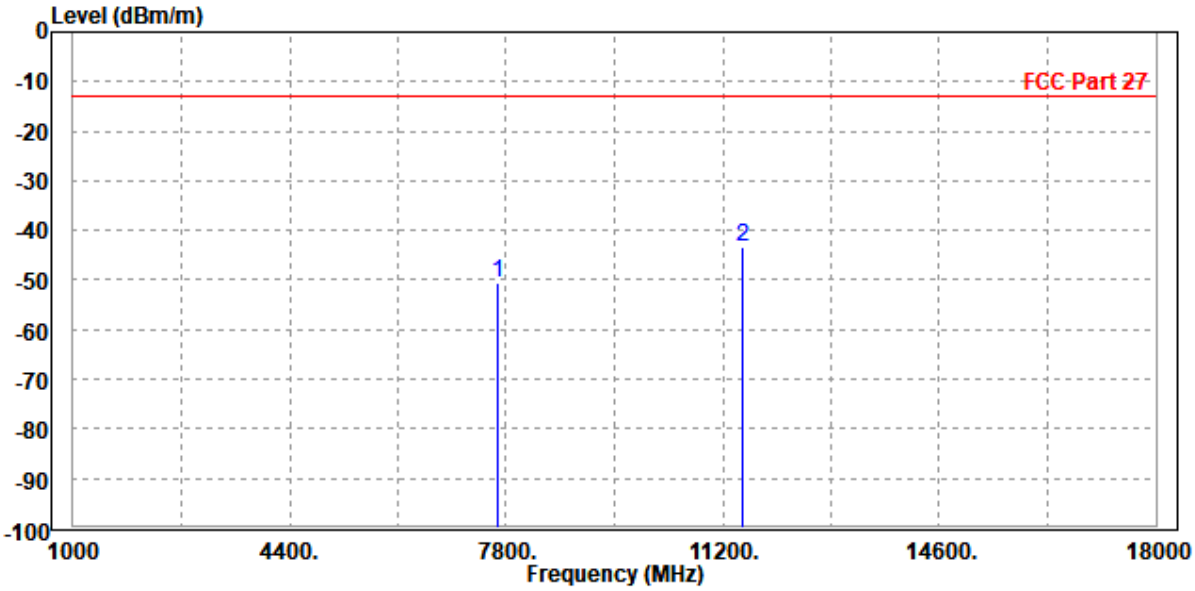

MODE	TX channel 656000	FREQUENCY RANGE	Above 1000MHz
ENVIRONMENTAL CONDITIONS	23deg. C, 70%RH	INPUT POWER	AC 120V/60HZ
TESTED BY	Jace Hu		
ANTENNA POLARITY & TEST DISTANCE: VERTICAL AT 3 M			

	Freq	Level	Read Level	Limit Line	Over Limit	Factor	Remark	Pol/Phase
	MHz	dBm/m	dBm	dBm/m	dB	dB/m		
1	7681.000	-50.95	-64.76	-13.00	-37.95	13.81	Peak	Vertical
2	PP11520.000	-44.16	-63.73	-13.00	-31.16	19.57	Peak	Vertical

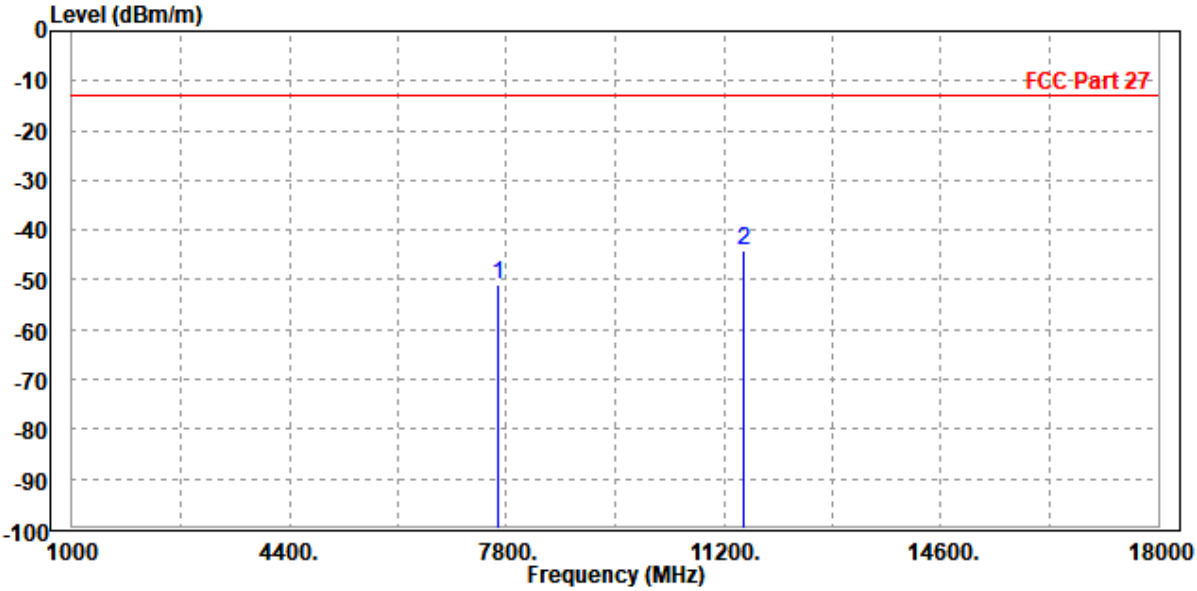

CHANNEL BANDWIDTH: 30MHz / QPSK

MODE	TX channel 656000	**FREQUENCY RANGE**	Above 1000MHz
ENVIRONMENTAL CONDITIONS	23deg. C, 70%RH	**INPUT POWER**	AC 120V/60HZ
TESTED BY	Jace Hu		
ANTENNA POLARITY & TEST DISTANCE: HORIZONTAL AT 3 M			

	Freq	Level	Read Level	Limit Line	Over Limit	Factor	Remark	Pol/Phase
	MHz	dBm/m	dBm	dBm/m	dB	dB/m		
1	7681.000	-49.82	-64.47	-13.00	-36.82	14.65	Peak	Horizontal
2	PP11520.000	-41.99	-62.83	-13.00	-28.99	20.84	Peak	Horizontal

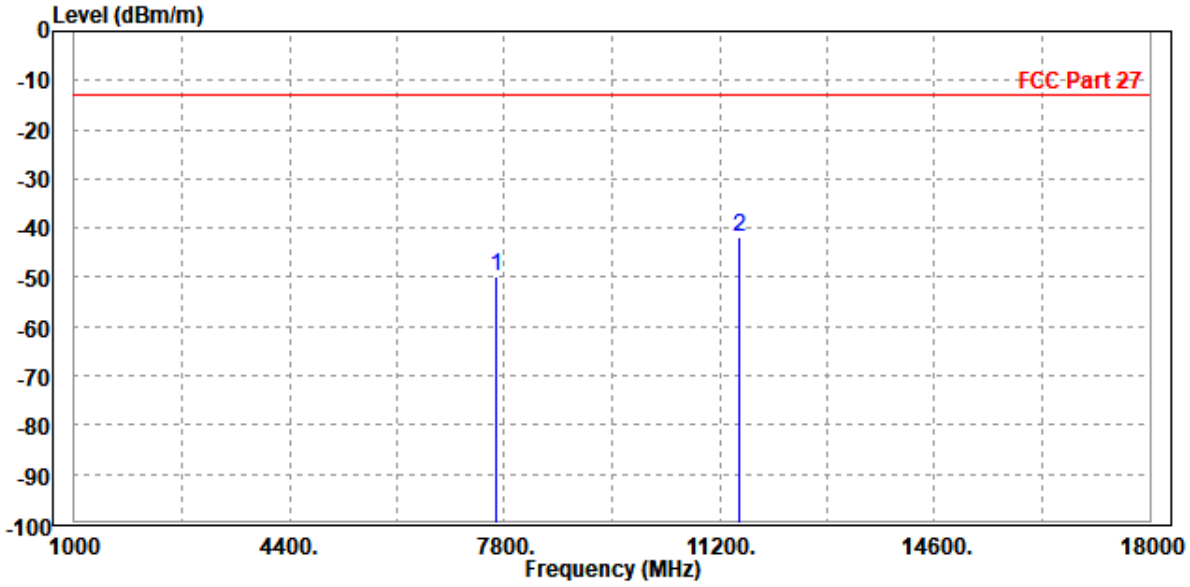

MODE	TX channel 656000	FREQUENCY RANGE	Above 1000MHz
ENVIRONMENTAL CONDITIONS	23deg. C, 70%RH	INPUT POWER	AC 120V/60HZ
TESTED BY	Jace Hu		
ANTENNA POLARITY & TEST DISTANCE: VERTICAL AT 3 M			

	Freq	Level	Read Level	Limit Line	Over Limit	Factor	Remark	Pol/Phase
	MHz	dBm/m	dBm	dBm/m	dB	dB/m		
1	7681.000	-51.34	-65.15	-13.00	-38.34	13.81	Peak	Vertical
2	PP11520.000	-44.59	-64.16	-13.00	-31.59	19.57	Peak	Vertical

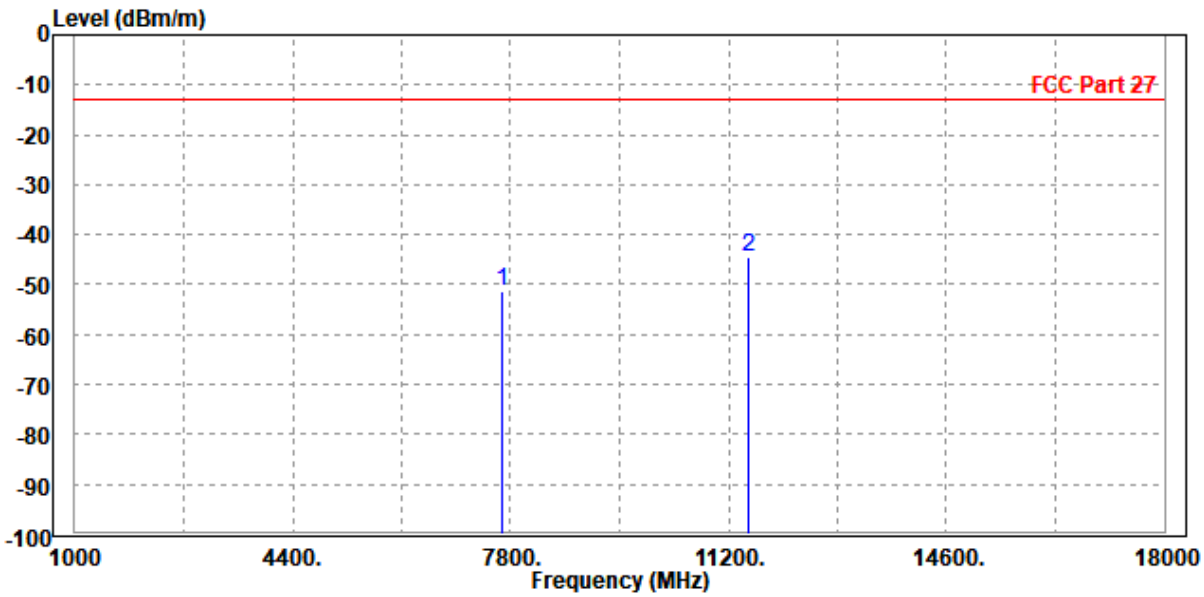

CHANNEL BANDWIDTH: 40MHz / QPSK

MODE	TX channel 656000	FREQUENCY RANGE	Above 1000MHz
ENVIRONMENTAL CONDITIONS	23deg. C, 70%RH	INPUT POWER	AC 120V/60HZ
TESTED BY	Jace Hu		
ANTENNA POLARITY & TEST DISTANCE: HORIZONTAL AT 3 M			

	Freq	Level	Read Level	Limit Line	Over Limit	Factor	Remark	Pol/Phase
	MHz	dBm/m	dBm	dBm/m	dB	dB/m		
1	7681.000	-49.72	-64.37	-13.00	-36.72	14.65	Peak	Horizontal
2	PP11520.000	-41.91	-62.75	-13.00	-28.91	20.84	Peak	Horizontal

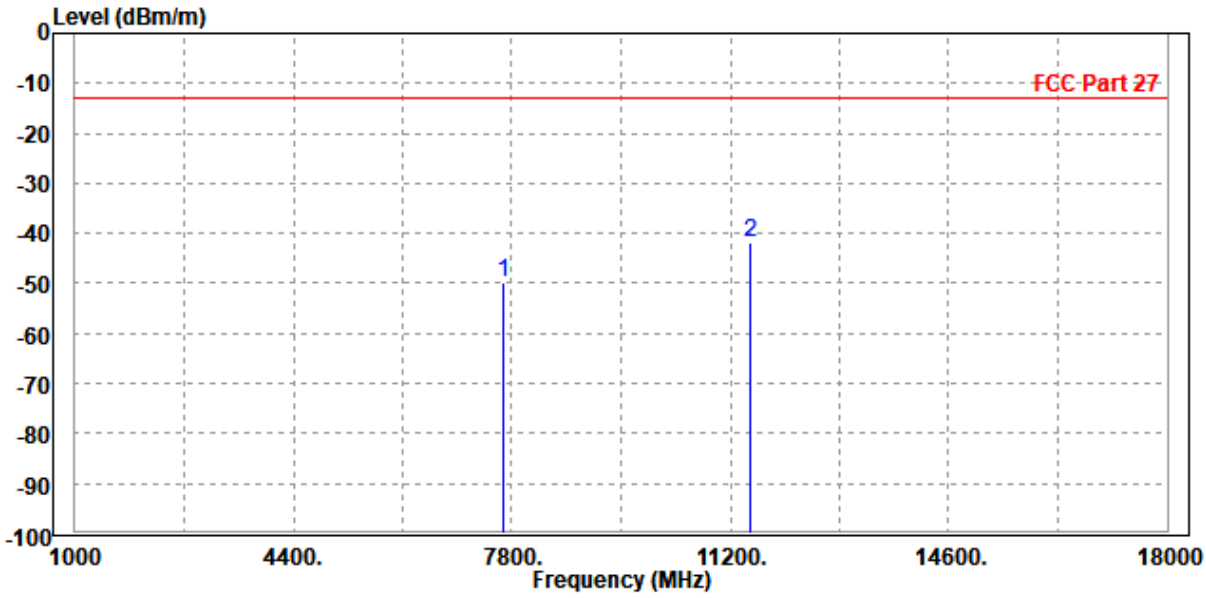

MODE	TX channel 656000	FREQUENCY RANGE	Above 1000MHz
ENVIRONMENTAL CONDITIONS	23deg. C, 70%RH	INPUT POWER	AC 120V/60HZ
TESTED BY	Jace Hu		
ANTENNA POLARITY & TEST DISTANCE: VERTICAL AT 3 M			

	Freq	Level	Read Level	Limit Line	Over Limit	Factor	Remark	Pol/Phase
	MHz	dBm/m	dBm	dBm/m	dB	dB/m		
1	7681.000	-49.52	-63.33	-13.00	-36.52	13.81	Peak	Vertical
2	PP11520.000	-42.29	-61.86	-13.00	-29.29	19.57	Peak	Vertical

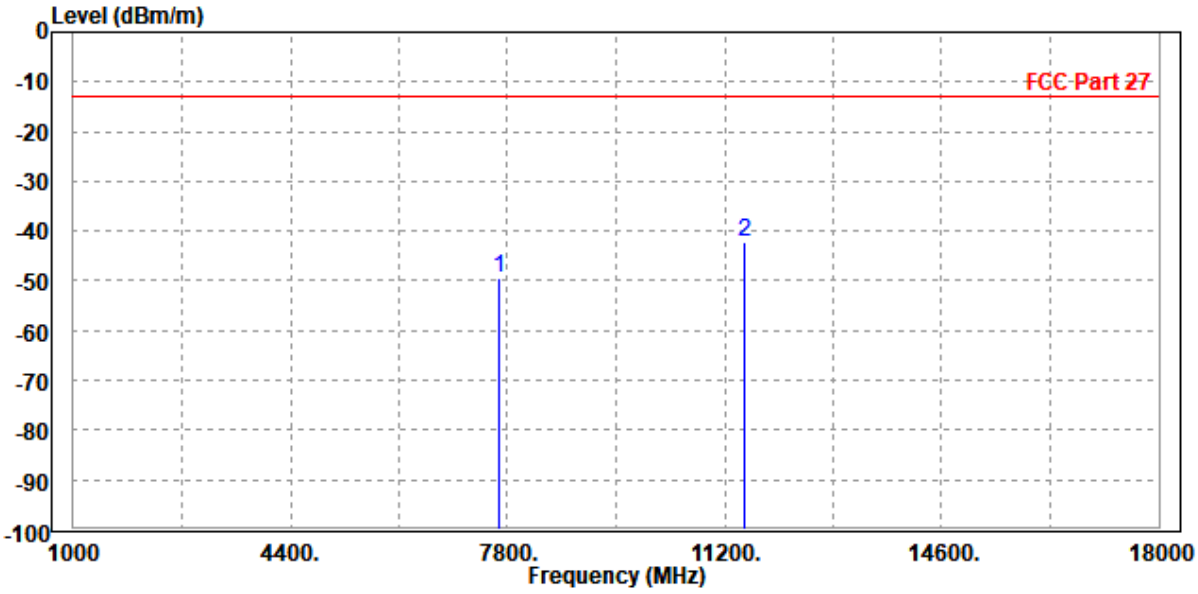

CHANNEL BANDWIDTH: 60MHz / QPSK

MODE	TX channel 656000	FREQUENCY RANGE	Above 1000MHz
ENVIRONMENTAL CONDITIONS	23deg. C, 70%RH	INPUT POWER	AC 120V/60HZ
TESTED BY	Jace Hu		
ANTENNA POLARITY & TEST DISTANCE: HORIZONTAL AT 3 M			

	Freq	Level	Read Level	Limit Line	Over Limit	Factor	Remark	Pol/Phase
	MHz	dBm/m	dBm	dBm/m	dB	dB/m		
1	7681.000	-49.80	-64.45	-13.00	-36.80	14.65	Peak	Horizontal
2	PP11520.000	-43.07	-63.91	-13.00	-30.07	20.84	Peak	Horizontal

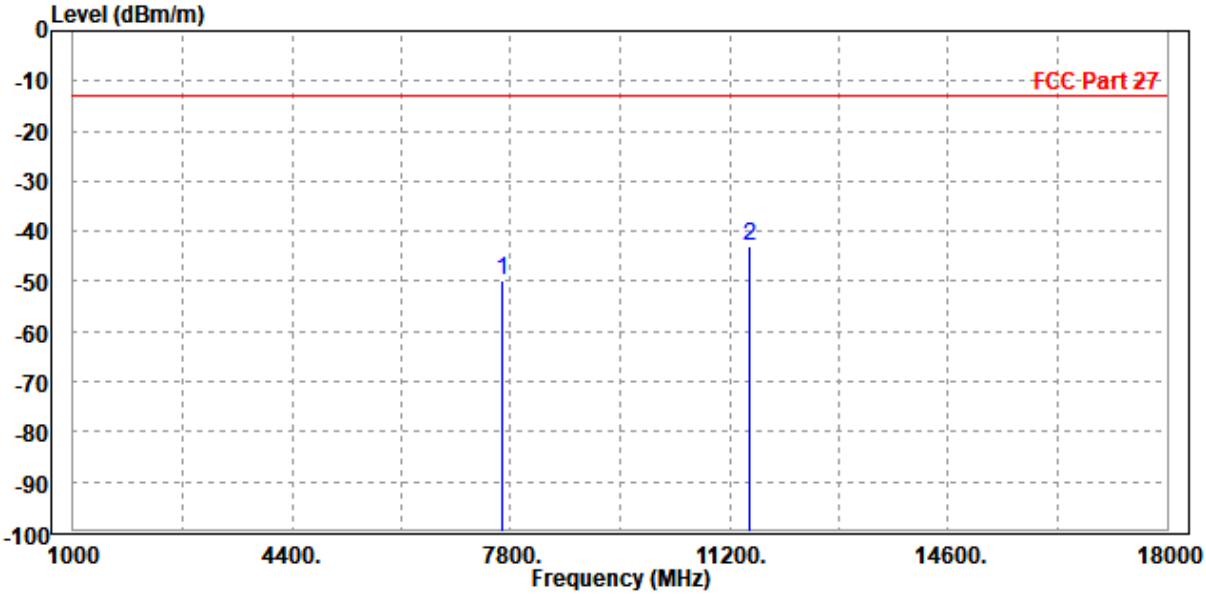

MODE	TX channel 656000	FREQUENCY RANGE	Above 1000MHz
ENVIRONMENTAL CONDITIONS	23deg. C, 70%RH	INPUT POWER	AC 120V/60HZ
TESTED BY	Jace Hu		
ANTENNA POLARITY & TEST DISTANCE: VERTICAL AT 3 M			

	Freq	Level	Read Level	Limit Line	Over Limit	Factor	Remark	Pol/Phase
	MHz	dBm/m	dBm	dBm/m	dB	dB/m		
1	7681.000	-50.24	-64.05	-13.00	-37.24	13.81	Peak	Vertical
2	PP11520.000	-43.58	-63.15	-13.00	-30.58	19.57	Peak	Vertical

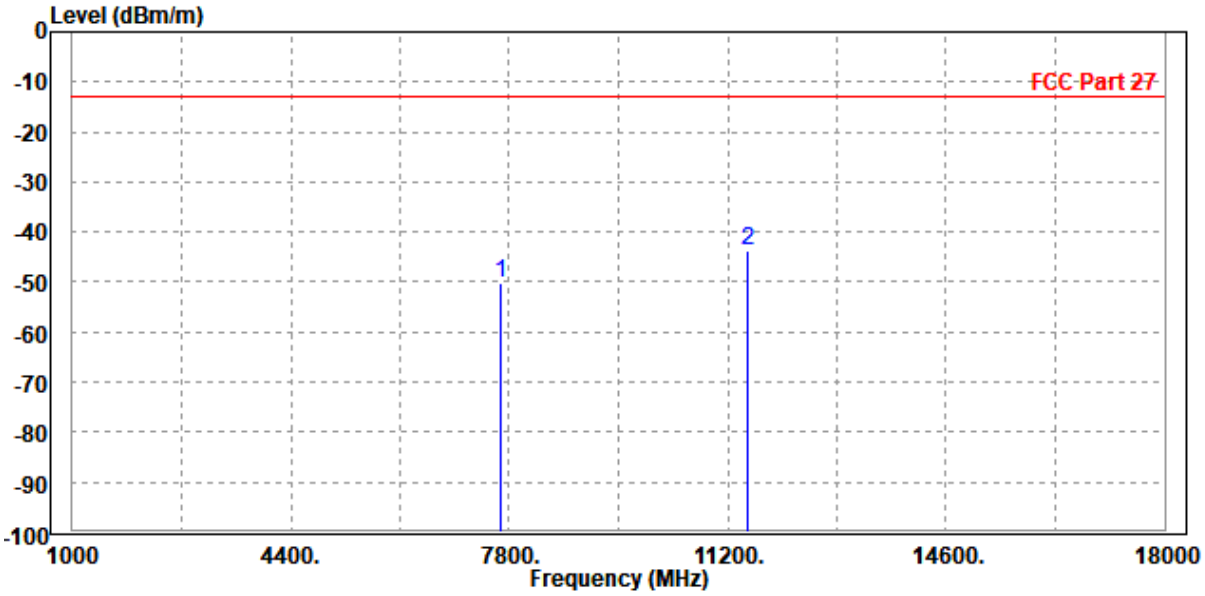

CHANNEL BANDWIDTH: 80MHz / QPSK

MODE	TX channel 656000	FREQUENCY RANGE	Above 1000MHz
ENVIRONMENTAL CONDITIONS	23deg. C, 70%RH	INPUT POWER	AC 120V/60HZ
TESTED BY	Jace Hu		
ANTENNA POLARITY & TEST DISTANCE: HORIZONTAL AT 3 M			

	Freq	Level	Read Level	Limit Line	Over Limit	Factor	Remark	Pol/Phase
	MHz	dBm/m	dBm	dBm/m	dB	dB/m		
1	7681.000	-49.97	-64.62	-13.00	-36.97	14.65	Peak	Horizontal
2	PP11520.000	-42.73	-63.57	-13.00	-29.73	20.84	Peak	Horizontal

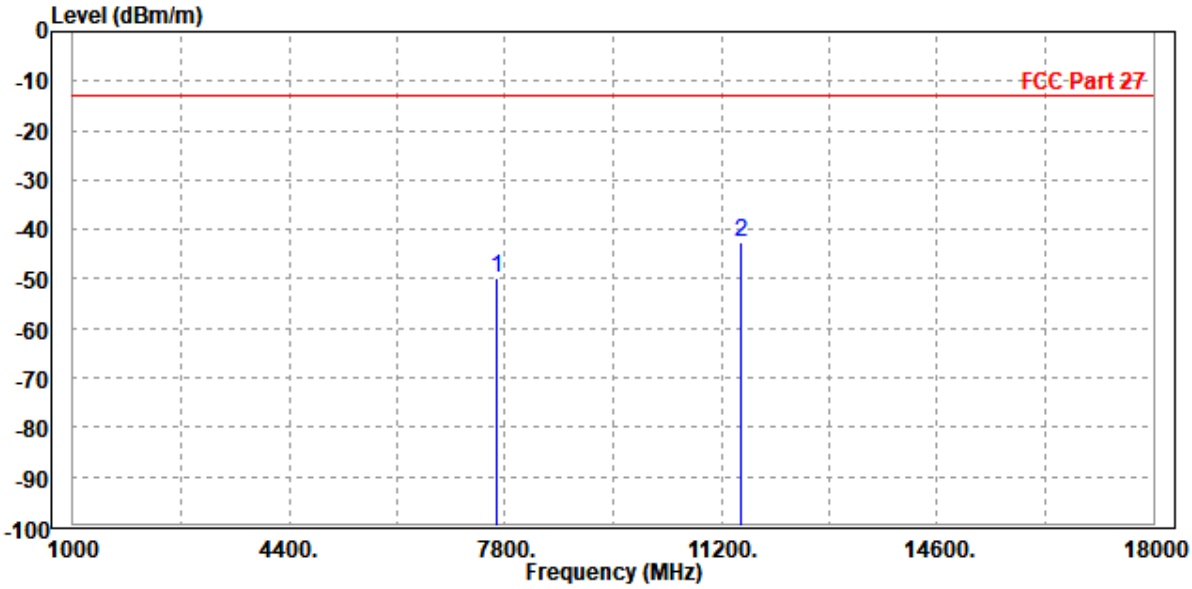

MODE	TX channel 656000	FREQUENCY RANGE	Above 1000MHz
ENVIRONMENTAL CONDITIONS	23deg. C, 70%RH	INPUT POWER	AC 120V/60HZ
TESTED BY	Jace Hu		
ANTENNA POLARITY & TEST DISTANCE: VERTICAL AT 3 M			

	Freq	Level	Read Level	Limit Line	Over Limit	Factor	Remark	Pol/Phase
	MHz	dBm/m	dBm	dBm/m	dB	dB/m		
1	7681.000	-50.79	-64.60	-13.00	-37.79	13.81	Peak	Vertical
2	PP11520.000	-43.75	-63.32	-13.00	-30.75	19.57	Peak	Vertical

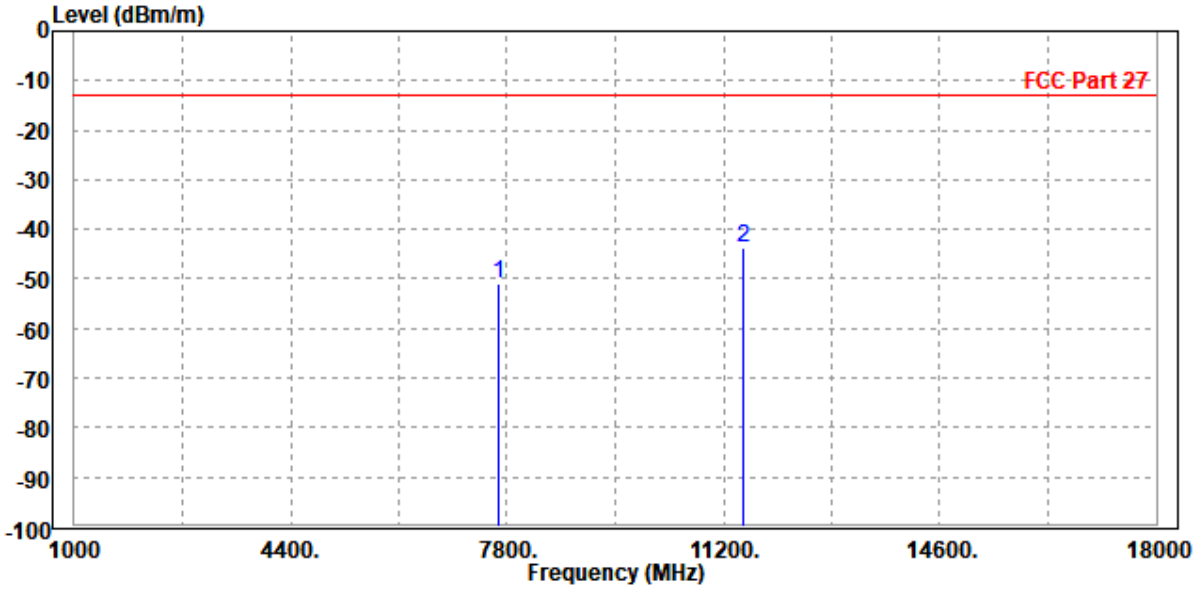

CHANNEL BANDWIDTH: 100MHz / QPSK

CH650000

MODE	TX channel 650000	FREQUENCY RANGE	Above 1000MHz
ENVIRONMENTAL CONDITIONS	23deg. C, 70%RH	INPUT POWER	AC 120V/60HZ
TESTED BY	Jace Hu		
ANTENNA POLARITY & TEST DISTANCE: HORIZONTAL AT 3 M			

	Freq	Level	Read Level	Limit Line	Over Limit	Factor	Remark	Pol/Phase
	MHz	dBm/m	dBm	dBm/m	dB	dB/m		
1	7500.000	-47.86	-62.20	-13.00	-34.86	14.34	Peak	Horizontal
2	PP11250.000	-43.60	-64.07	-13.00	-30.60	20.47	Peak	Horizontal

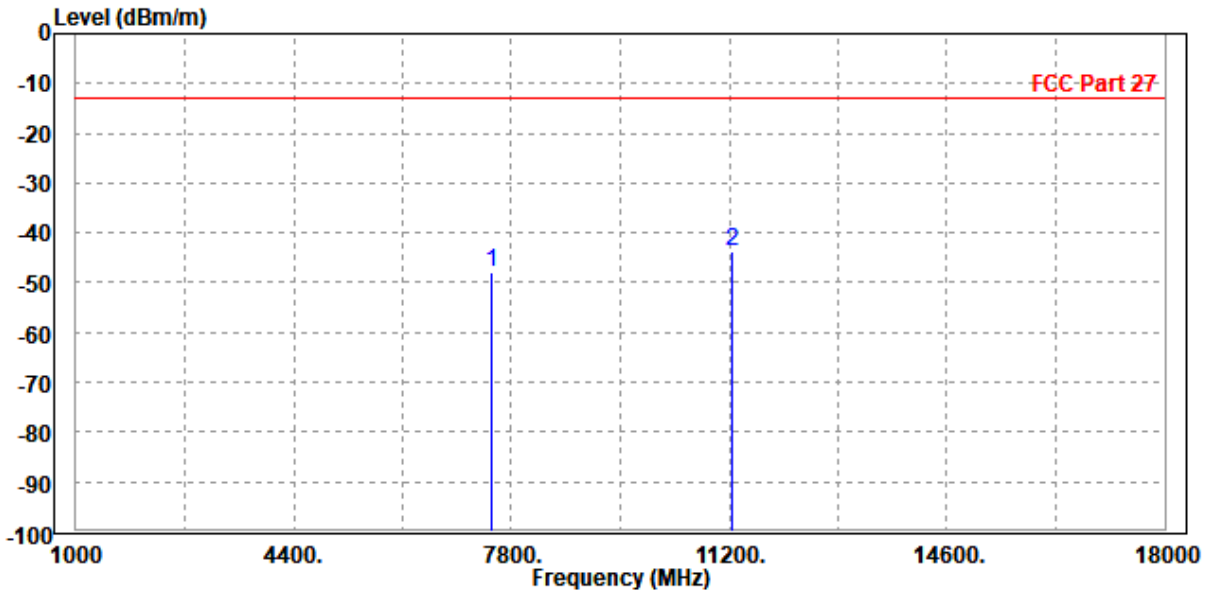

MODE	TX channel 650000	FREQUENCY RANGE	Above 1000MHz
ENVIRONMENTAL CONDITIONS	23deg. C, 70%RH	INPUT POWER	AC 120V/60HZ
TESTED BY	Jace Hu		
ANTENNA POLARITY & TEST DISTANCE: VERTICAL AT 3 M			

	Freq	Level	Read Level	Limit Line	Over Limit	Factor	Remark	Pol/Phase
	MHz	dBm/m	dBm	dBm/m	dB	dB/m		
1	7500.000	-49.89	-62.91	-13.00	-36.89	13.02	Peak	Vertical
2	PP11250.000	-43.62	-63.52	-13.00	-30.62	19.90	Peak	Vertical

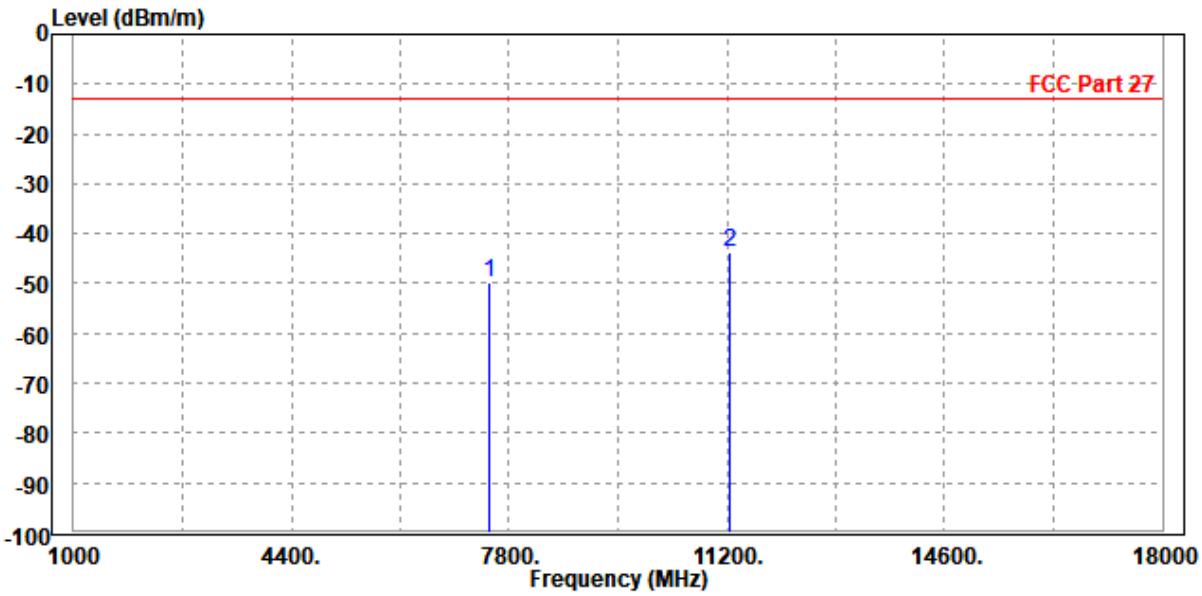

CH656000

MODE	TX channel 656000	FREQUENCY RANGE	Above 1000MHz
ENVIRONMENTAL CONDITIONS	23deg. C, 70%RH	INPUT POWER	AC 120V/60HZ
TESTED BY	Jace Hu		
ANTENNA POLARITY & TEST DISTANCE: HORIZONTAL AT 3 M			

	Freq	Level	Read Level	Limit Line	Over Limit	Factor	Remark	Pol/Phase
	MHz	dBm/m	dBm	dBm/m	dB	dB/m		
1	7681.000	-49.25	-63.90	-13.00	-36.25	14.65	Peak	Horizontal
2	PP11520.000	-41.43	-62.27	-13.00	-28.43	20.84	Peak	Horizontal

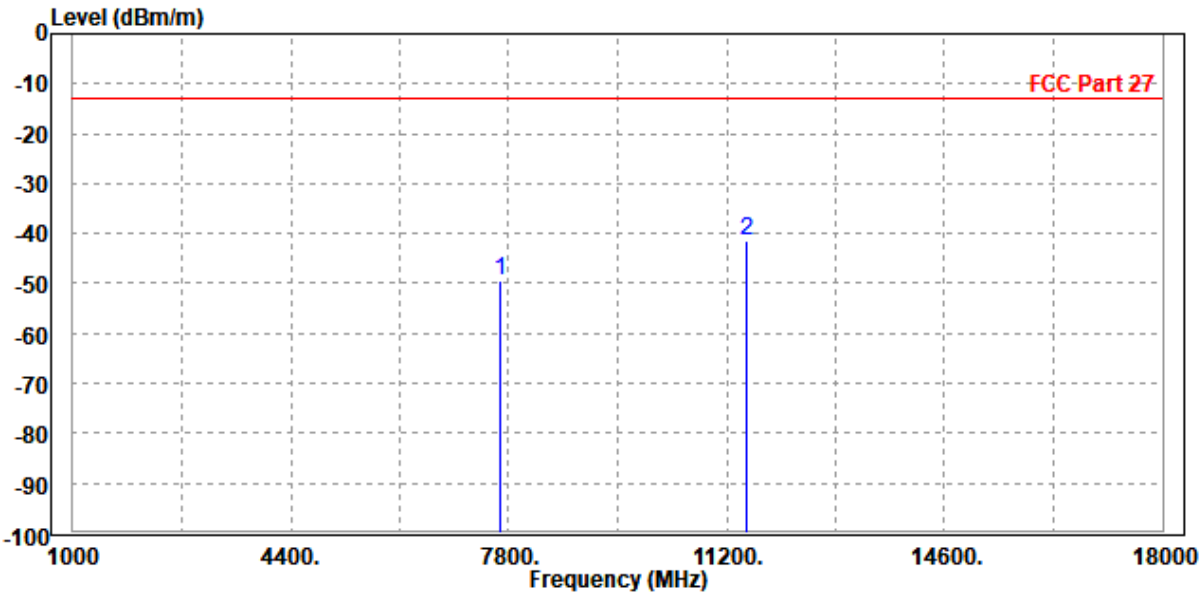

MODE	TX channel 656000	FREQUENCY RANGE	Above 1000MHz
ENVIRONMENTAL CONDITIONS	23deg. C, 70%RH	INPUT POWER	AC 120V/60HZ
TESTED BY	Jace Hu		
ANTENNA POLARITY & TEST DISTANCE: VERTICAL AT 3 M			

	Freq	Level	Read Level	Limit Line	Over Limit	Factor	Remark	Pol/Phase
	MHz	dBm/m	dBm	dBm/m	dB	dB/m		
1	7681.000	-50.38	-64.19	-13.00	-37.38	13.81	Peak	Vertical
2	PP11520.000	-43.15	-62.72	-13.00	-30.15	19.57	Peak	Vertical

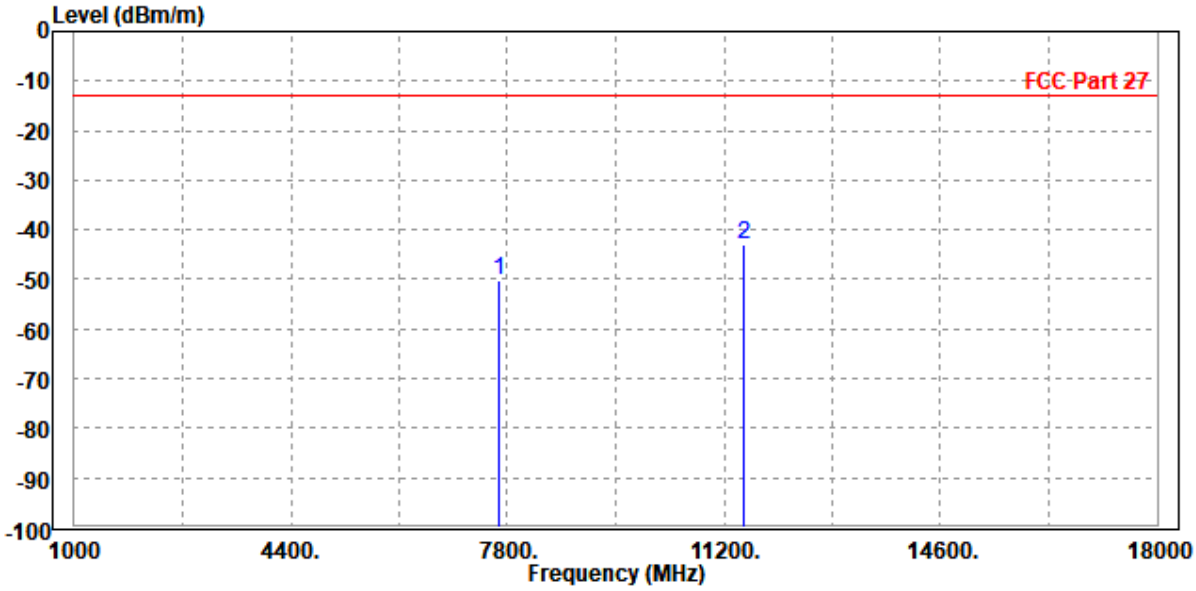

CH662000

MODE	TX channel 662000	FREQUENCY RANGE	Above 1000MHz
ENVIRONMENTAL CONDITIONS	23deg. C, 70%RH	INPUT POWER	AC 120V/60HZ
TESTED BY	Jace Hu		
ANTENNA POLARITY & TEST DISTANCE: HORIZONTAL AT 3 M			

	Freq	Level	Read Level	Limit Line	Over Limit	Factor	Remark	Pol/Phase
	MHz	dBm/m	dBm	dBm/m	dB	dB/m		
1	7860.000	-48.79	-63.75	-13.00	-35.79	14.96	Peak	Horizontal
2	PP11790.000	-39.64	-64.00	-13.00	-26.64	24.36	Peak	Horizontal

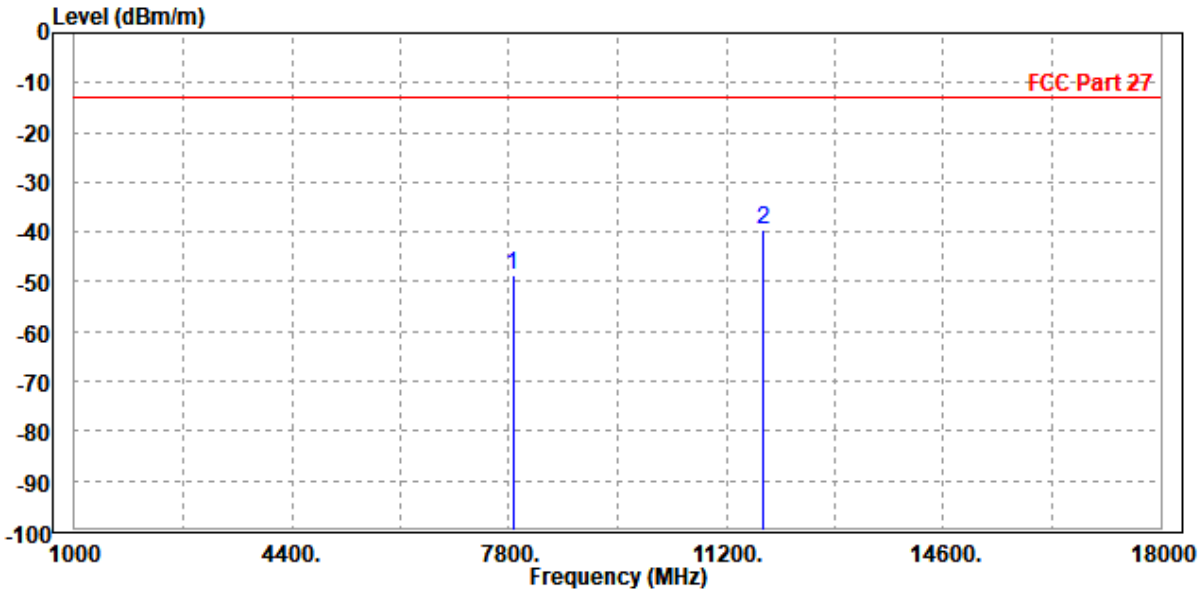

MODE	TX channel 662000	FREQUENCY RANGE	Above 1000MHz
ENVIRONMENTAL CONDITIONS	23deg. C, 70%RH	INPUT POWER	AC 120V/60HZ
TESTED BY	Jace Hu		
ANTENNA POLARITY & TEST DISTANCE: VERTICAL AT 3 M			

	Freq	Level	Read Level	Limit Line	Over Limit	Factor	Remark	Pol/Phase
	MHz	dBm/m	dBm	dBm/m	dB	dB/m		
1	7860.000	-49.02	-63.60	-13.00	-36.02	14.58	Peak	Vertical
2	PP11790.000	-40.35	-63.46	-13.00	-27.35	23.11	Peak	Vertical

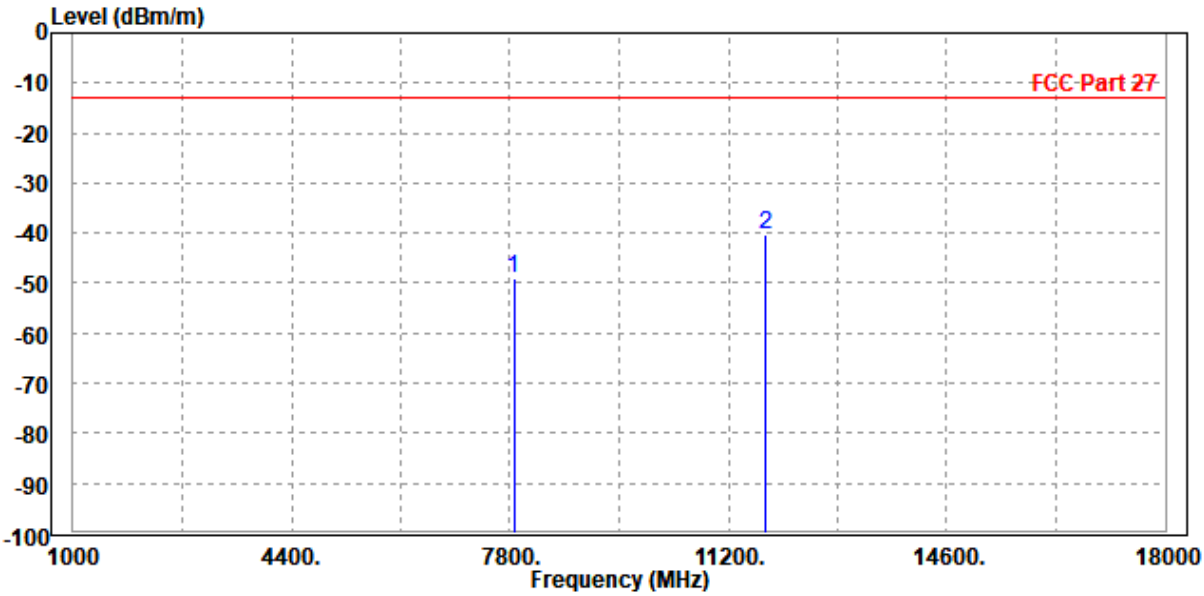

N78 (Part 27Q) HPUE:

Note: For frequency above 18GHz, the emission was tested 20db below the limit so the data not recorded in the sheet.

CHANNEL BANDWIDTH: 20MHz / QPSK

MODE	TX channel 633334	**FREQUENCY RANGE**	Above 1000MHz
ENVIRONMENTAL CONDITIONS	23deg. C, 70%RH	**INPUT POWER**	AC 120V/60HZ
TESTED BY	Jace Hu		
ANTENNA POLARITY & TEST DISTANCE: HORIZONTAL AT 3 M			

	Freq	Level	Read Level	Limit Line	Over Limit	Factor	Remark	Pol/Phase
	MHz	dBm/m	dBm	dBm/m	dB	dB/m		
1	7001.000	-49.76	-63.53	-13.00	-36.76	13.77	Peak	Horizontal
2	PP10500.030	-42.49	-62.14	-13.00	-29.49	19.65	Peak	Horizontal

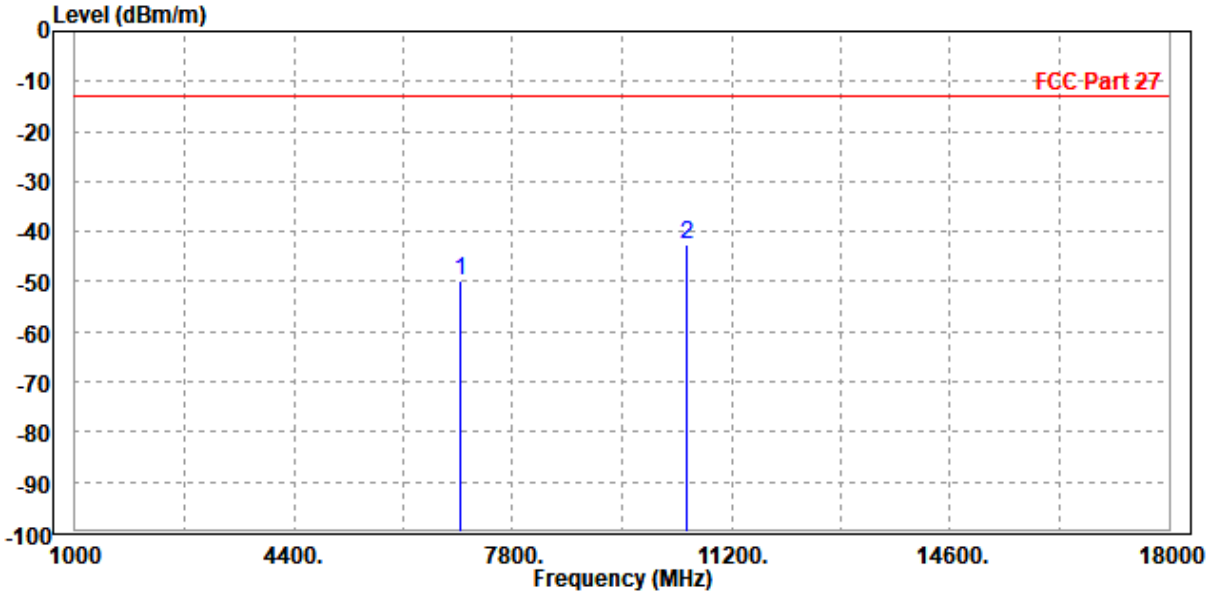

MODE	TX channel 633334	FREQUENCY RANGE	Above 1000MHz
ENVIRONMENTAL CONDITIONS	23deg. C, 70%RH	INPUT POWER	AC 120V/60HZ
TESTED BY	Jace Hu		
ANTENNA POLARITY & TEST DISTANCE: VERTICAL AT 3 M			

	Freq	Level	Read Level	Limit Line	Over Limit	Factor	Remark	Pol/Phase
	MHz	dBm/m	dBm	dBm/m	dB	dB/m		
1	7000.020	-49.09	-63.66	-13.00	-36.09	14.57	Peak	Vertical
2	PP10503.000	-42.62	-63.19	-13.00	-29.62	20.57	Peak	Vertical

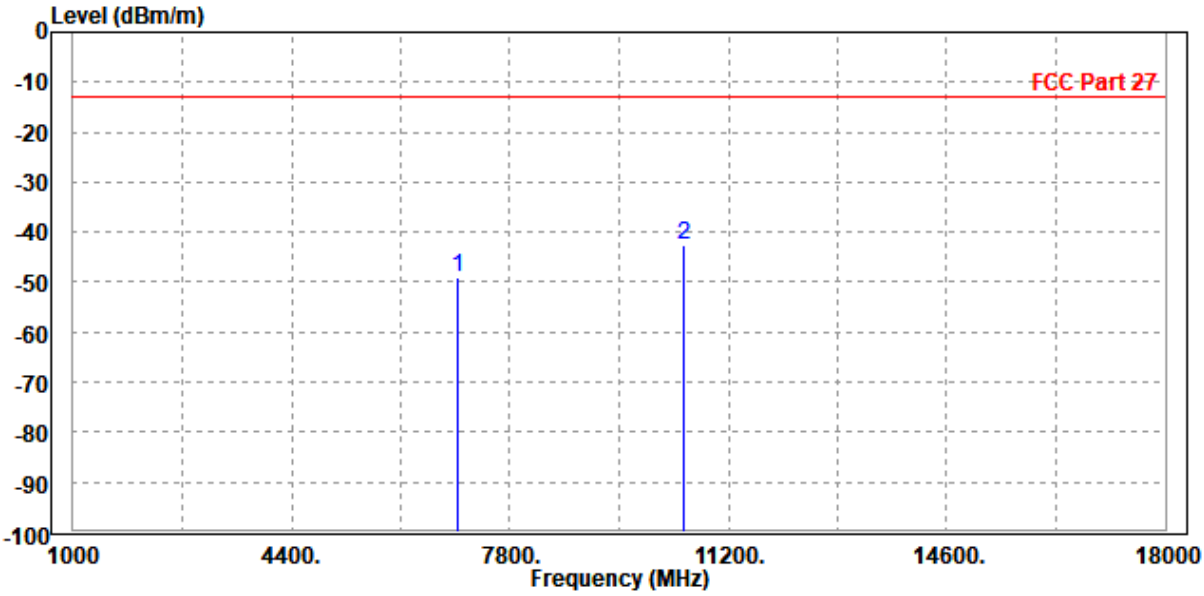

CHANNEL BANDWIDTH: 30MHz / QPSK

MODE	TX channel 633334	FREQUENCY RANGE	Above 1000MHz
ENVIRONMENTAL CONDITIONS	23deg. C, 70%RH	INPUT POWER	AC 120V/60HZ
TESTED BY	Jace Hu		
ANTENNA POLARITY & TEST DISTANCE: HORIZONTAL AT 3 M			

	Freq	Level	Read Level	Limit Line	Over Limit	Factor	Remark	Pol/Phase
	MHz	dBm/m	dBm	dBm/m	dB	dB/m		
1	7000.020	-49.22	-62.99	-13.00	-36.22	13.77	Peak	Horizontal
2	PP10503.000	-42.63	-62.28	-13.00	-29.63	19.65	Peak	Horizontal

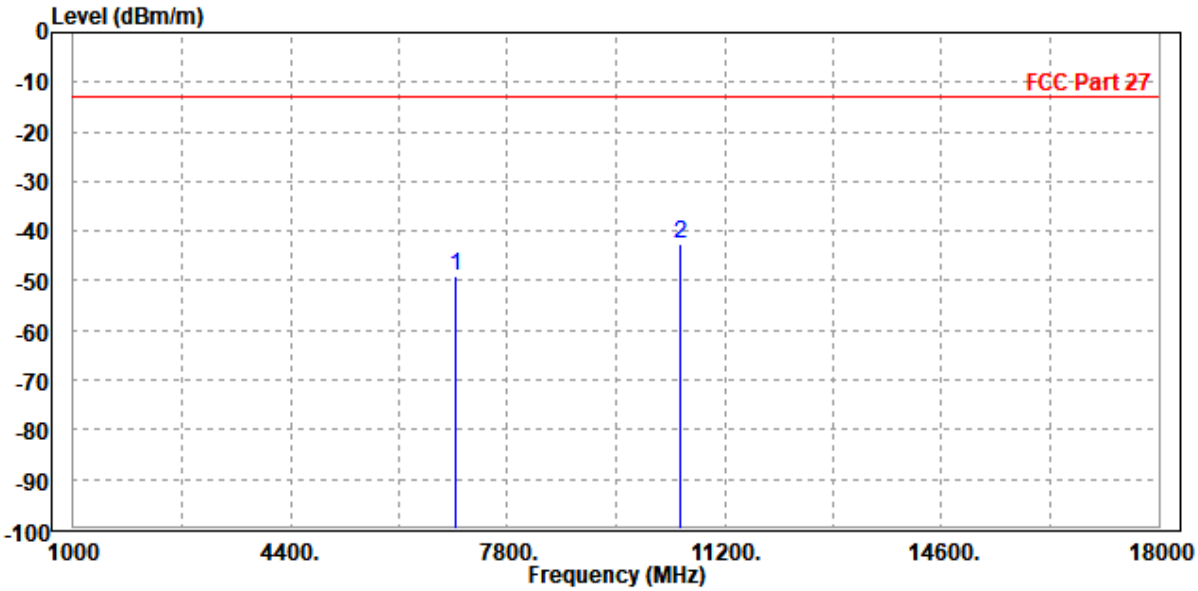

MODE	TX channel 633334	FREQUENCY RANGE	Above 1000MHz
ENVIRONMENTAL CONDITIONS	23deg. C, 70%RH	INPUT POWER	AC 120V/60HZ
TESTED BY	Jace Hu		
ANTENNA POLARITY & TEST DISTANCE: VERTICAL AT 3 M			

	Freq	Level	Read Level	Limit Line	Over Limit	Factor	Remark	Pol/Phase
	MHz	dBm/m	dBm	dBm/m	dB	dB/m		
1	7001.000	-49.13	-63.70	-13.00	-36.13	14.57	Peak	Vertical
2	PP10500.030	-41.63	-62.20	-13.00	-28.63	20.57	Peak	Vertical

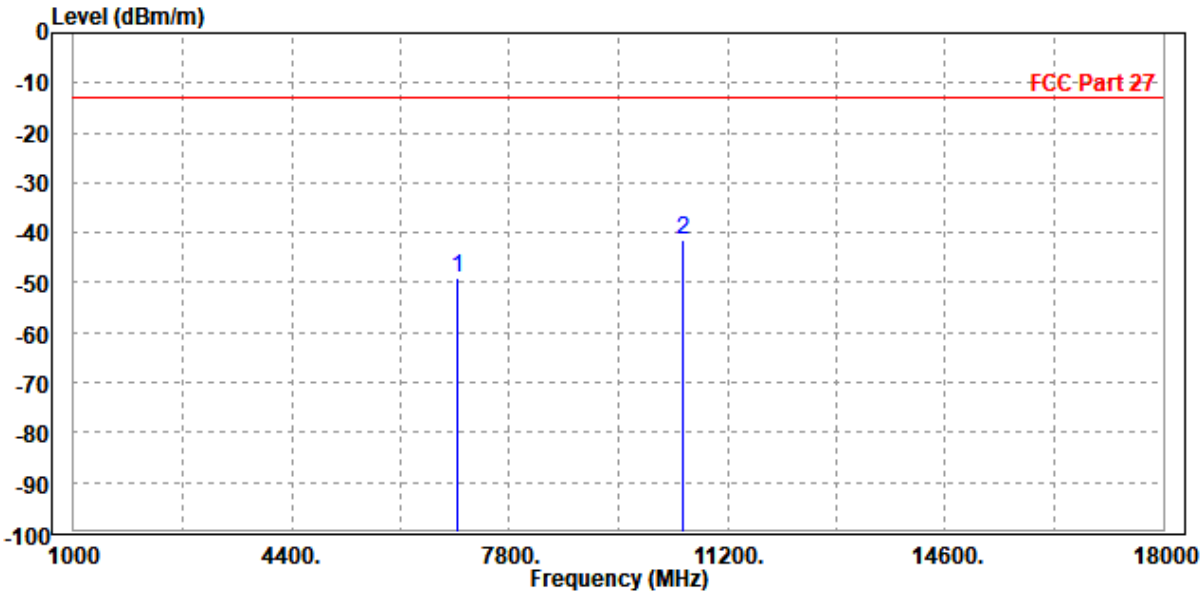

CHANNEL BANDWIDTH: 40MHz / QPSK

MODE	TX channel 633334	FREQUENCY RANGE	Above 1000MHz
ENVIRONMENTAL CONDITIONS	23deg. C, 70%RH	INPUT POWER	AC 120V/60HZ
TESTED BY	Jace Hu		
ANTENNA POLARITY & TEST DISTANCE: HORIZONTAL AT 3 M			

	Freq	Level	Read Level	Limit Line	Over Limit	Factor	Remark	Pol/Phase
	MHz	dBm/m	dBm	dBm/m	dB	dB/m		
1	7001.000	-50.65	-64.42	-13.00	-37.65	13.77	Peak	Horizontal
2	PP10500.030	-42.00	-61.65	-13.00	-29.00	19.65	Peak	Horizontal

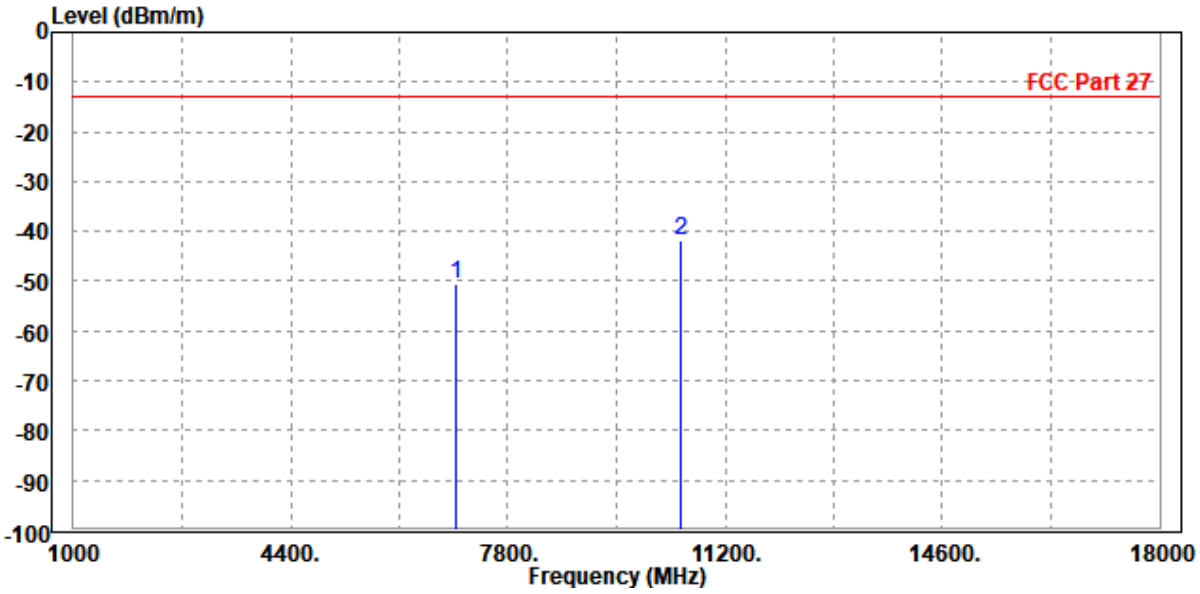

MODE	TX channel 633334	FREQUENCY RANGE	Above 1000MHz
ENVIRONMENTAL CONDITIONS	23deg. C, 70%RH	INPUT POWER	AC 120V/60HZ
TESTED BY	Jace Hu		
ANTENNA POLARITY & TEST DISTANCE: VERTICAL AT 3 M			

	Freq	Level	Read Level	Limit Line	Over Limit	Factor	Remark	Pol/Phase
	MHz	dBm/m	dBm	dBm/m	dB	dB/m		
1	7000.020	-49.19	-63.76	-13.00	-36.19	14.57	Peak	Vertical
2	PP10503.000	-41.96	-62.53	-13.00	-28.96	20.57	Peak	Vertical

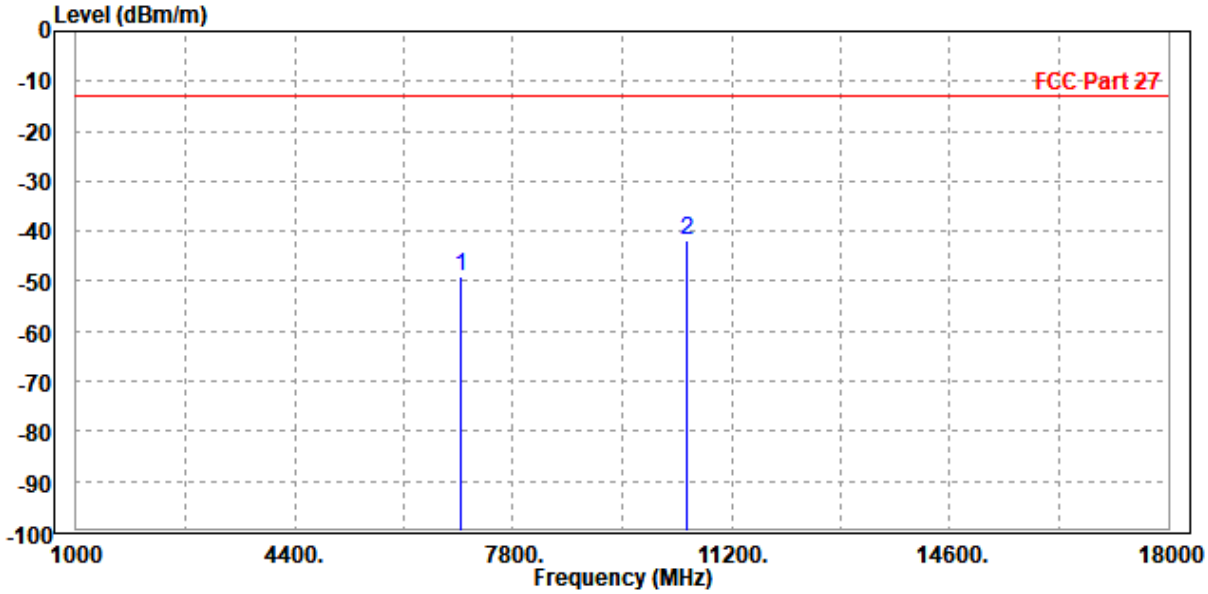

CHANNEL BANDWIDTH: 50MHz / QPSK

MODE	TX channel 633334	**FREQUENCY RANGE**	Above 1000MHz
ENVIRONMENTAL CONDITIONS	23deg. C, 70%RH	**INPUT POWER**	AC 120V/60HZ
TESTED BY	Jace Hu		
ANTENNA POLARITY & TEST DISTANCE: HORIZONTAL AT 3 M			

	Freq	Level	Read Level	Limit Line	Over Limit	Factor	Remark	Pol/Phase
	MHz	dBm/m	dBm	dBm/m	dB	dB/m		
1	7000.020	-49.28	-63.05	-13.00	-36.28	13.77	Peak	Horizontal
2	PP10503.000	-42.98	-62.63	-13.00	-29.98	19.65	Peak	Horizontal

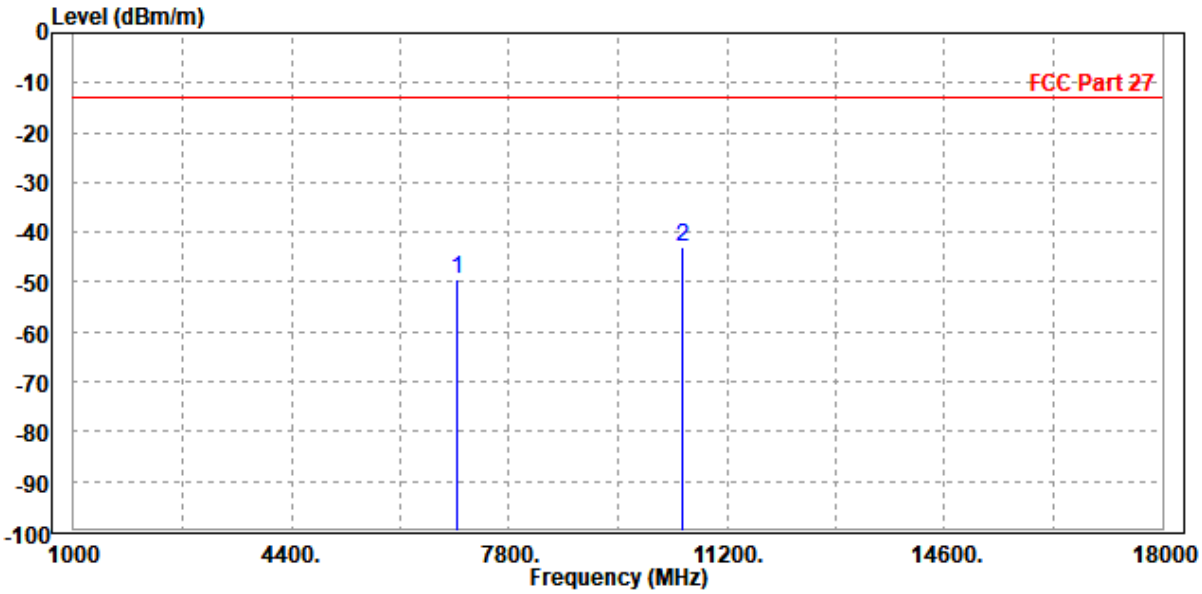

MODE	TX channel 633334	FREQUENCY RANGE	Above 1000MHz
ENVIRONMENTAL CONDITIONS	23deg. C, 70%RH	INPUT POWER	AC 120V/60HZ
TESTED BY	Jace Hu		
ANTENNA POLARITY & TEST DISTANCE: VERTICAL AT 3 M			

	Freq	Level	Read Level	Limit Line	Over Limit	Factor	Remark	Pol/Phase
	MHz	dBm/m	dBm	dBm/m	dB	dB/m		
1	7001.000	-49.57	-64.14	-13.00	-36.57	14.57	Peak	Vertical
2	PP10500.030	-41.96	-62.53	-13.00	-28.96	20.57	Peak	Vertical

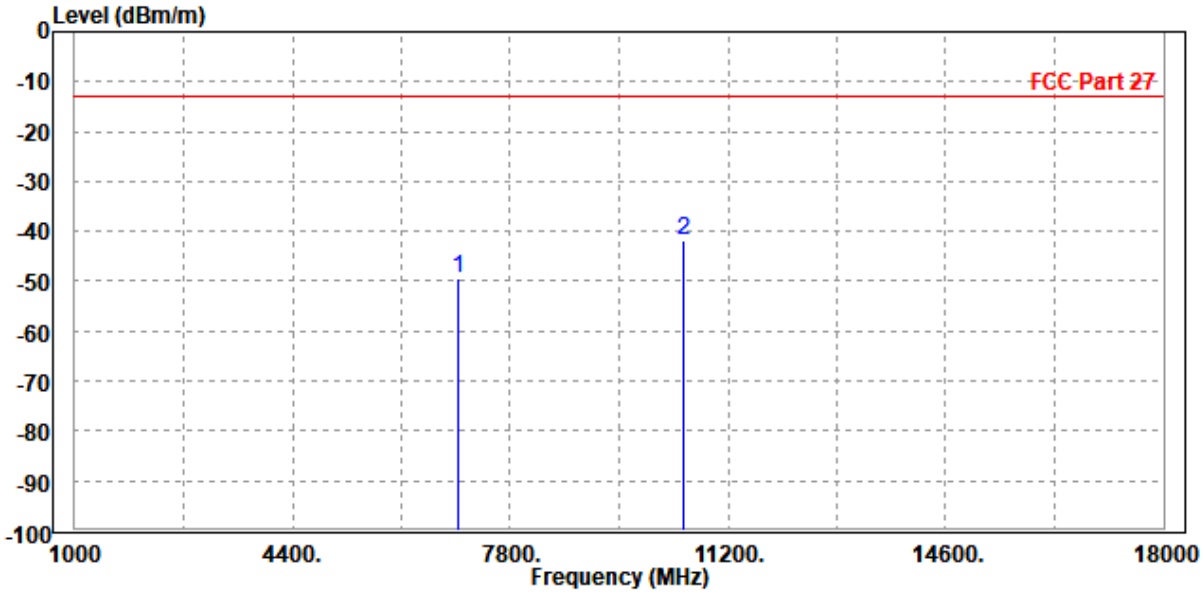

CHANNEL BANDWIDTH: 60MHz / QPSK

MODE	TX channel 633334	**FREQUENCY RANGE**	Above 1000MHz
ENVIRONMENTAL CONDITIONS	23deg. C, 70%RH	**INPUT POWER**	AC 120V/60HZ
TESTED BY	Jace Hu		
ANTENNA POLARITY & TEST DISTANCE: HORIZONTAL AT 3 M			

	Freq	Level	Read Level	Limit Line	Over Limit	Factor	Remark	Pol/Phase
	MHz	dBm/m	dBm	dBm/m	dB	dB/m		
1	7001.000	-50.03	-63.80	-13.00	-37.03	13.77	Peak	Horizontal
2	PP10500.030	-42.72	-62.37	-13.00	-29.72	19.65	Peak	Horizontal

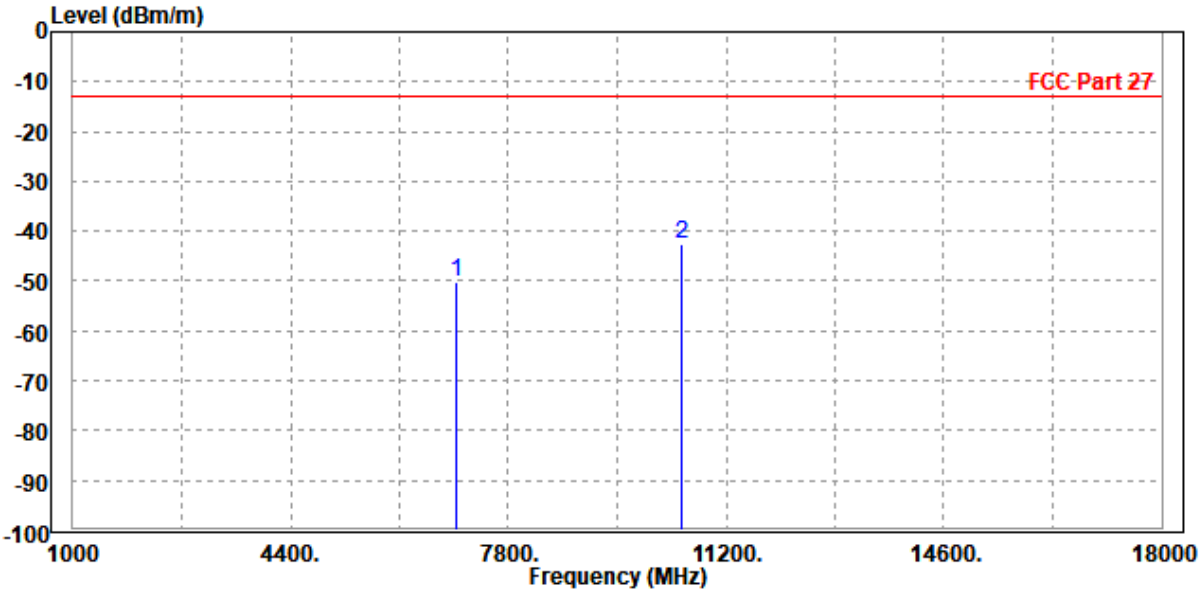

MODE	TX channel 633334	FREQUENCY RANGE	Above 1000MHz
ENVIRONMENTAL CONDITIONS	23deg. C, 70%RH	INPUT POWER	AC 120V/60HZ
TESTED BY	Jace Hu		
ANTENNA POLARITY & TEST DISTANCE: VERTICAL AT 3 M			

	Freq	Level	Read Level	Limit Line	Over Limit	Factor	Remark	Pol/Phase
	MHz	dBm/m	dBm	dBm/m	dB	dB/m		
1	7000.020	-48.69	-63.26	-13.00	-35.69	14.57	Peak	Vertical
2	PP10503.000	-42.35	-62.92	-13.00	-29.35	20.57	Peak	Vertical

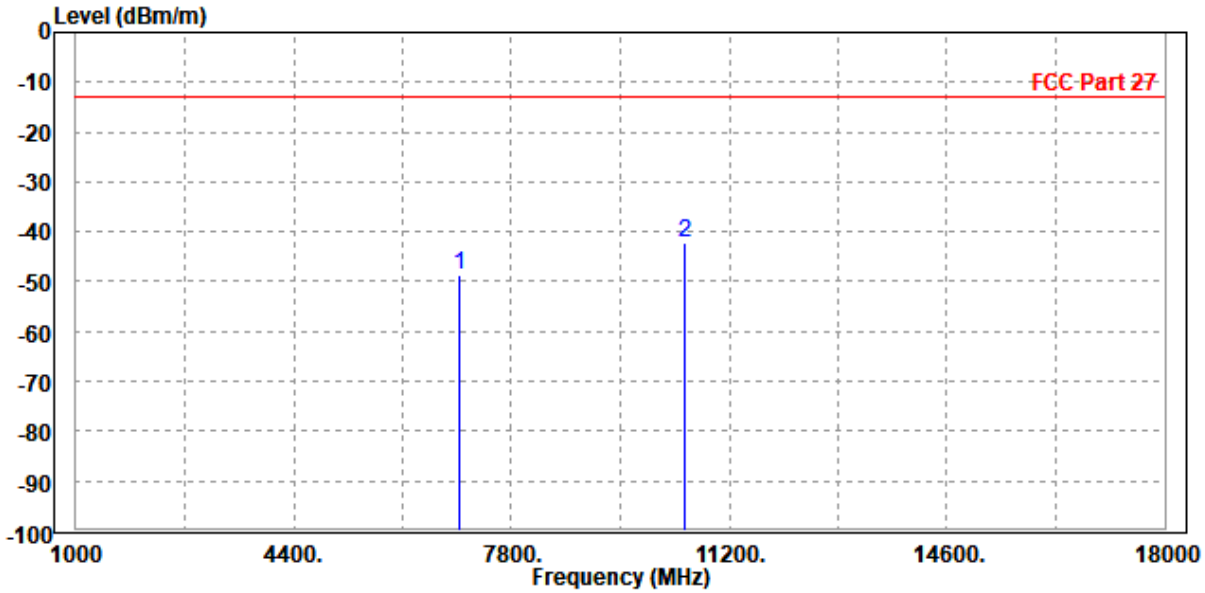

CHANNEL BANDWIDTH: 80MHz / QPSK

CH 632668

MODE	TX channel 632668	FREQUENCY RANGE	Above 1000MHz
ENVIRONMENTAL CONDITIONS	23deg. C, 70%RH	INPUT POWER	AC 120V/60HZ
TESTED BY	Jace Hu		
ANTENNA POLARITY & TEST DISTANCE: HORIZONTAL AT 3 M			

	Freq	Level	Read Level	Limit Line	Over Limit	Factor	Remark	Pol/Phase
	MHz	dBm/m	dBm	dBm/m	dB	dB/m		
1	6980.040	-50.66	-64.38	-13.00	-37.66	13.72	Peak	Horizontal
2	PP10469.000	-42.95	-62.56	-13.00	-29.95	19.61	Peak	Horizontal

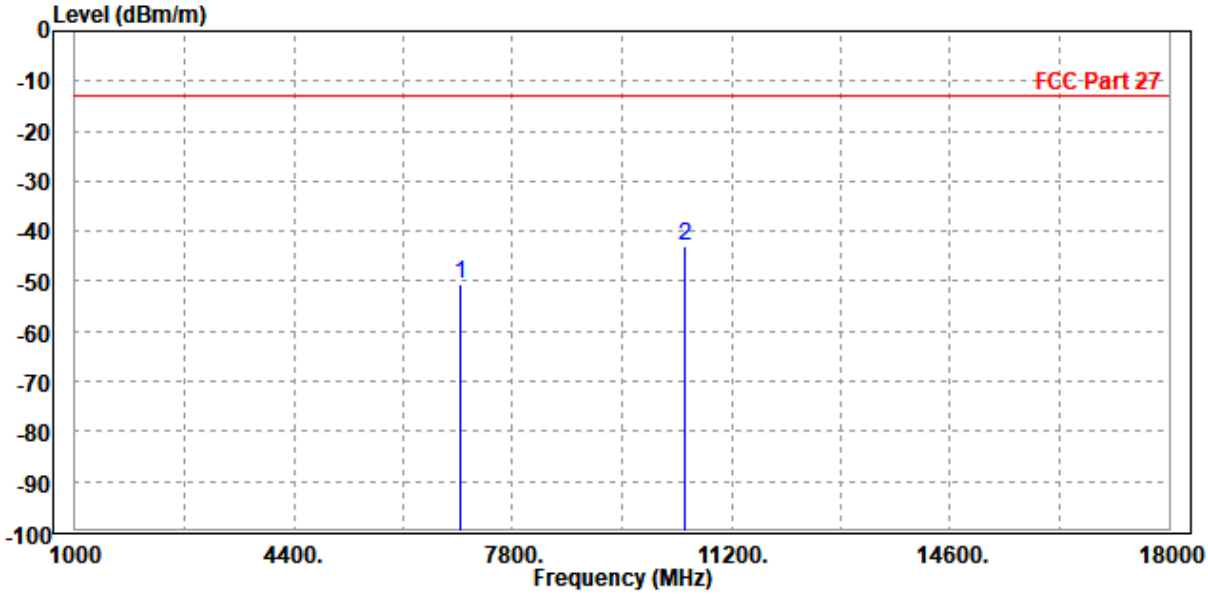

MODE	TX channel 632668	FREQUENCY RANGE	Above 1000MHz
ENVIRONMENTAL CONDITIONS	23deg. C, 70%RH	INPUT POWER	AC 120V/60HZ
TESTED BY	Jace Hu		
ANTENNA POLARITY & TEST DISTANCE: VERTICAL AT 3 M			

	Freq	Level	Read Level	Limit Line	Over Limit	Factor	Remark	Pol/Phase
	MHz	dBm/m	dBm	dBm/m	dB	dB/m		
1	6984.000	-48.81	-63.34	-13.00	-35.81	14.53	Peak	Vertical
2	PP10470.060	-39.37	-59.80	-13.00	-26.37	20.43	Peak	Vertical

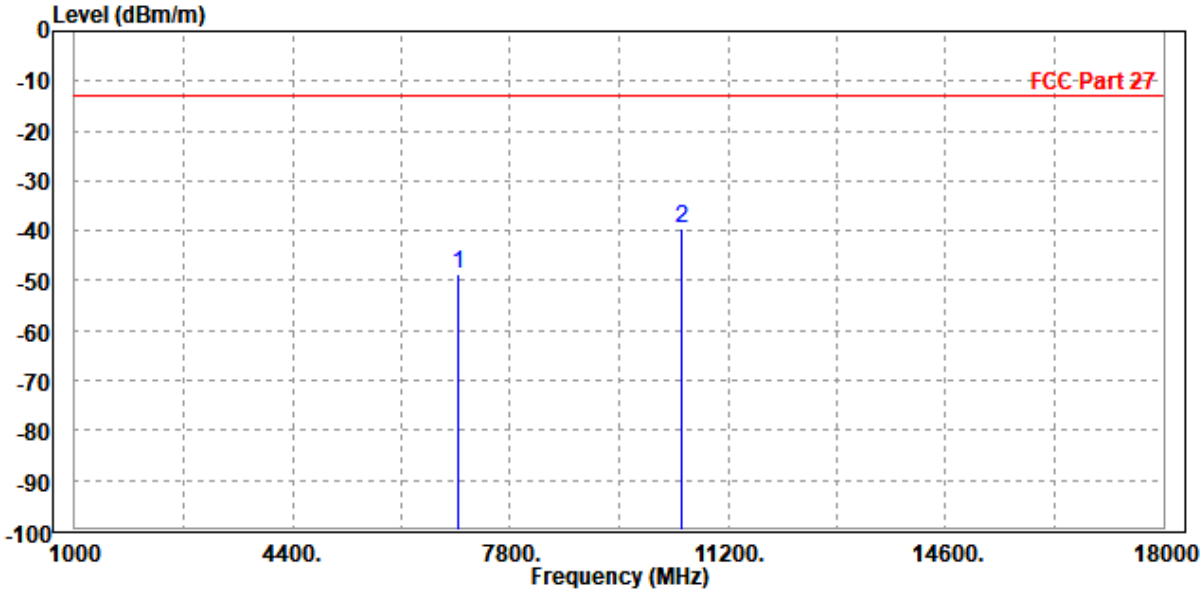

CH 633334

MODE	TX channel 633334	FREQUENCY RANGE	Above 1000MHz
ENVIRONMENTAL CONDITIONS	23deg. C, 70%RH	INPUT POWER	AC 120V/60HZ
TESTED BY	Jace Hu		
ANTENNA POLARITY & TEST DISTANCE: HORIZONTAL AT 3 M			

	Freq	Level	Read Level	Limit Line	Over Limit	Factor	Remark	Pol/Phase
	MHz	dBm/m	dBm	dBm/m	dB	dB/m		
1	7001.000	-49.84	-63.61	-13.00	-36.84	13.77	Peak	Horizontal
2	PP10500.030	-42.21	-61.86	-13.00	-29.21	19.65	Peak	Horizontal

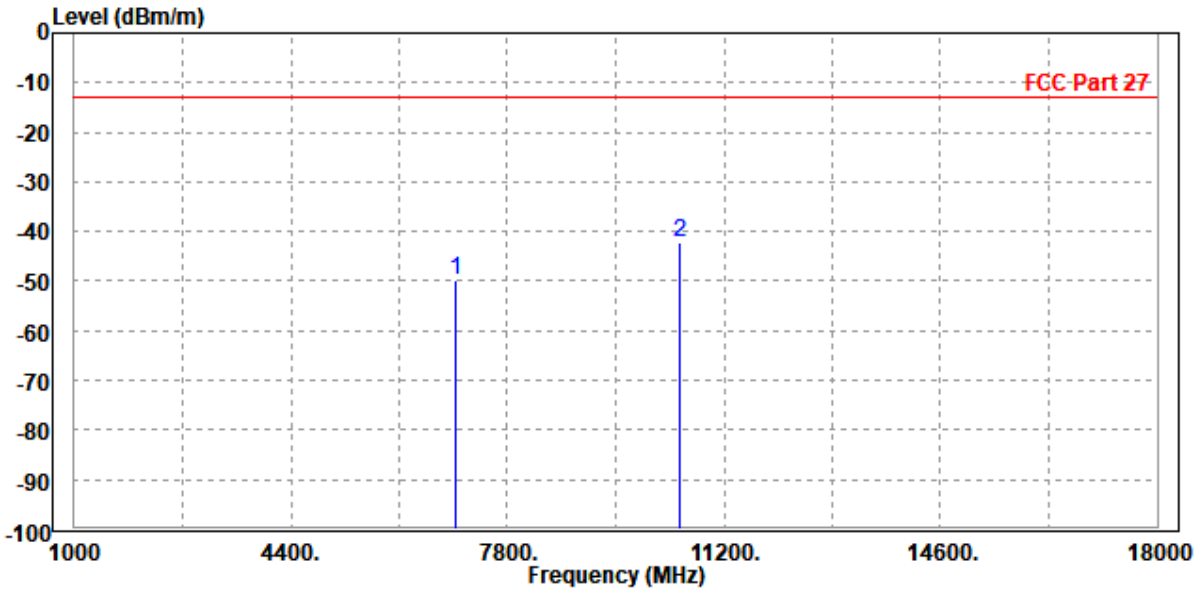

MODE	TX channel 633334	FREQUENCY RANGE	Above 1000MHz
ENVIRONMENTAL CONDITIONS	23deg. C, 70%RH	INPUT POWER	AC 120V/60HZ
TESTED BY	Jace Hu		
ANTENNA POLARITY & TEST DISTANCE: VERTICAL AT 3 M			

	Freq	Level	Read Level	Limit Line	Over Limit	Factor	Remark	Pol/Phase
	MHz	dBm/m	dBm	dBm/m	dB	dB/m		
1	7000.020	-47.81	-62.38	-13.00	-34.81	14.57	Peak	Vertical
2	PP10503.000	-40.52	-61.09	-13.00	-27.52	20.57	Peak	Vertical

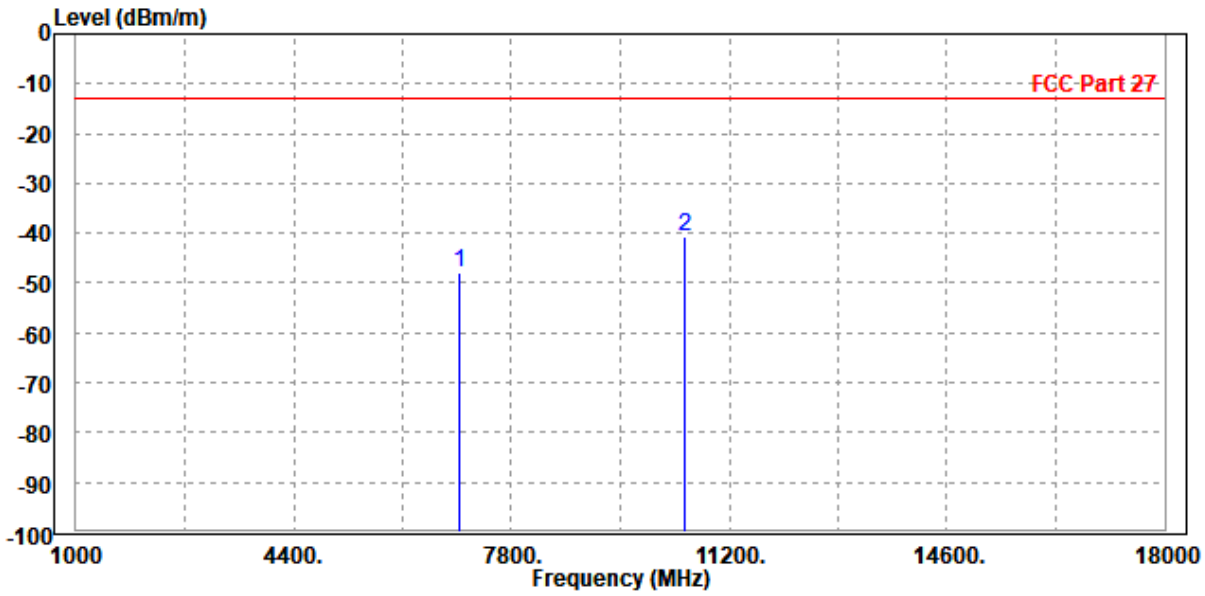

CH 634000

MODE	TX channel 634000	FREQUENCY RANGE	Above 1000MHz
ENVIRONMENTAL CONDITIONS	23deg. C, 70%RH	INPUT POWER	AC 120V/60HZ
TESTED BY	Jace Hu		
ANTENNA POLARITY & TEST DISTANCE: HORIZONTAL AT 3 M			

	Freq	Level	Read Level	Limit Line	Over Limit	Factor	Remark	Pol/Phase
	MHz	dBm/m	dBm	dBm/m	dB	dB/m		
1	7018.000	-49.87	-63.66	-13.00	-36.87	13.79	Peak	Horizontal
2	PP10530.000	-42.77	-62.46	-13.00	-29.77	19.69	Peak	Horizontal

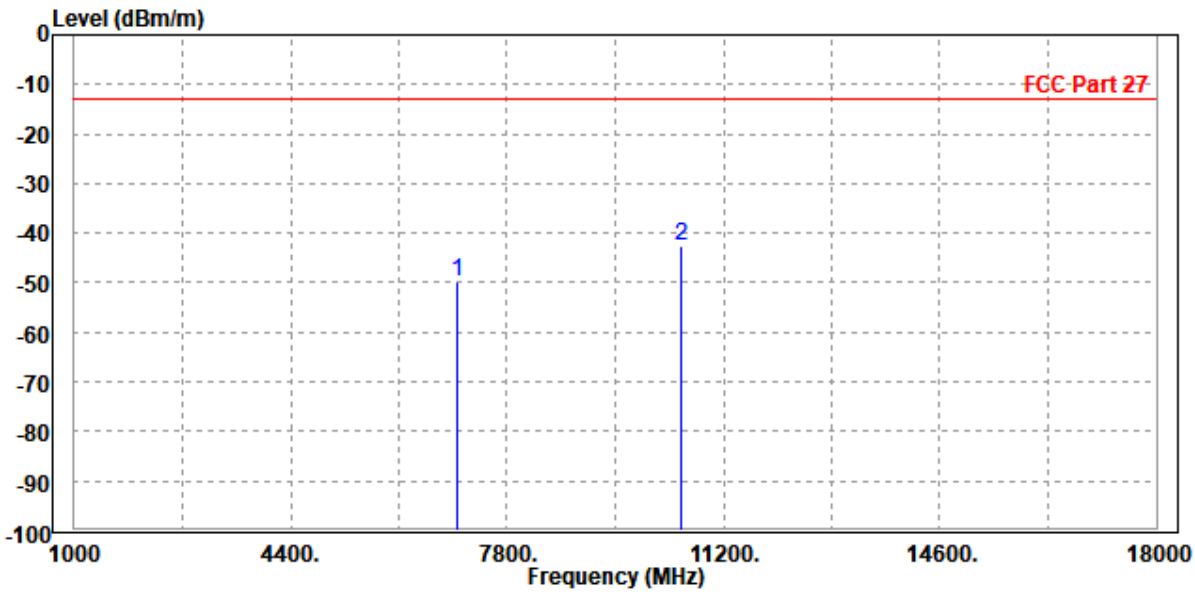

MODE	TX channel 634000	FREQUENCY RANGE	Above 1000MHz
ENVIRONMENTAL CONDITIONS	23deg. C, 70%RH	INPUT POWER	AC 120V/60HZ
TESTED BY	Jace Hu		
ANTENNA POLARITY & TEST DISTANCE: VERTICAL AT 3 M			

	Freq	Level	Read Level	Limit Line	Over Limit	Factor	Remark	Pol/Phase
	MHz	dBm/m	dBm	dBm/m	dB	dB/m		
1	7020.000	-48.43	-62.94	-13.00	-35.43	14.51	Peak	Vertical
2	PP10537.000	-41.34	-61.90	-13.00	-28.34	20.56	Peak	Vertical

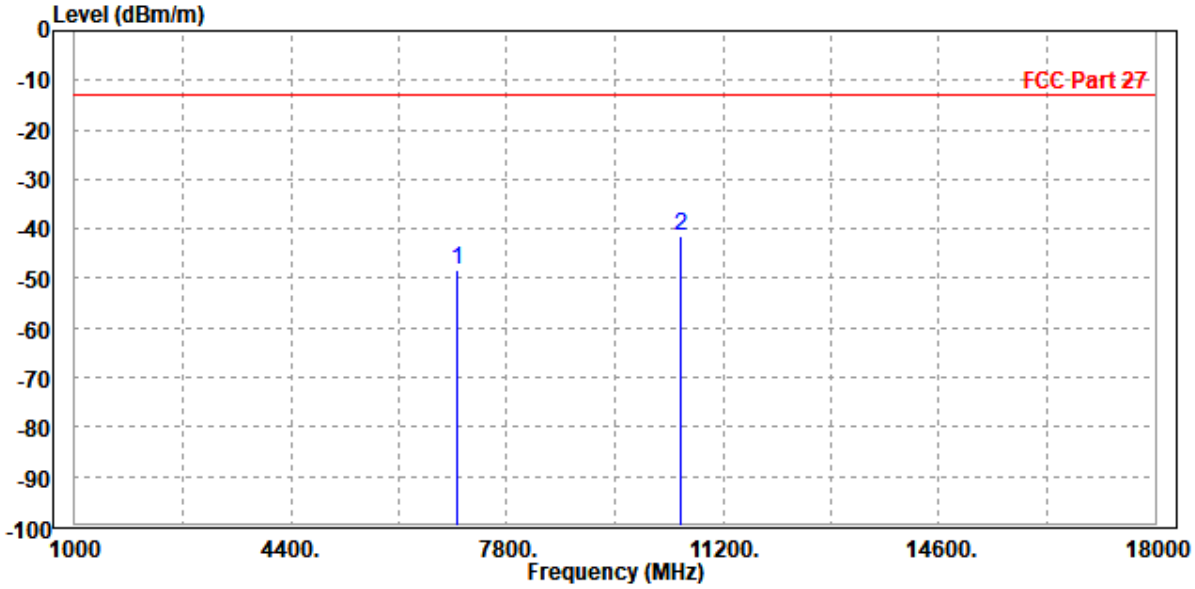

CHANNEL BANDWIDTH: 90MHz / QPSK

MODE	TX channel 633334	**FREQUENCY RANGE**	Above 1000MHz
ENVIRONMENTAL CONDITIONS	23deg. C, 70%RH	**INPUT POWER**	AC 120V/60HZ
TESTED BY	Jace Hu		
ANTENNA POLARITY & TEST DISTANCE: HORIZONTAL AT 3 M			

	Freq	Level	Read Level	Limit Line	Over Limit	Factor	Remark	Pol/Phase
	MHz	dBm/m	dBm	dBm/m	dB	dB/m		
1	7000.020	-50.65	-64.42	-13.00	-37.65	13.77	Peak	Horizontal
2	PP10503.000	-41.96	-61.61	-13.00	-28.96	19.65	Peak	Horizontal

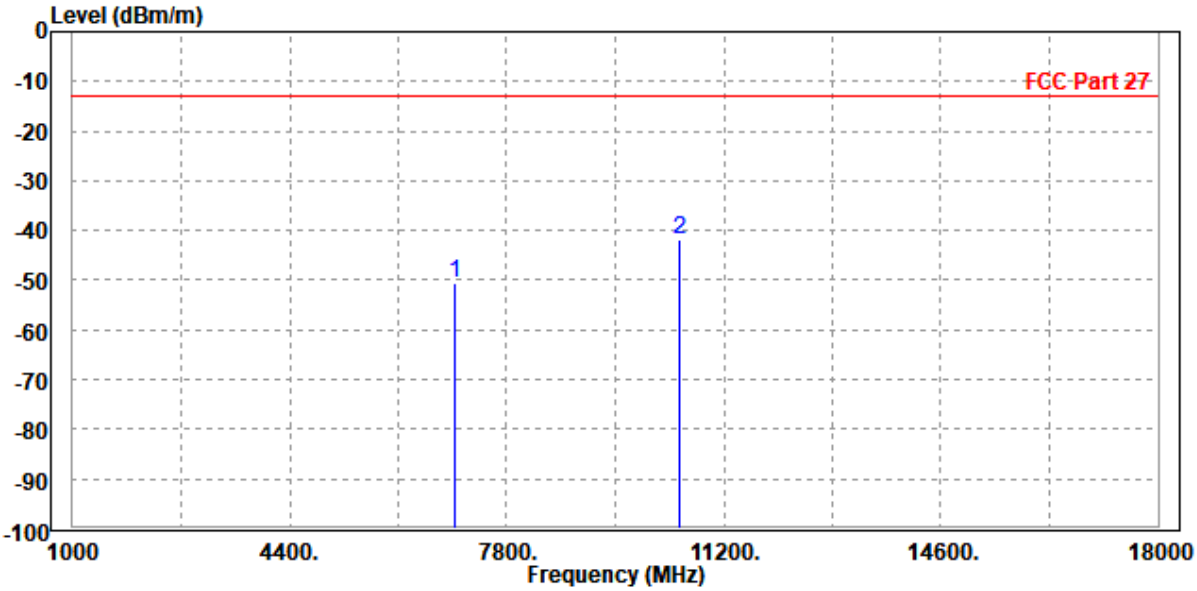

MODE	TX channel 633334	FREQUENCY RANGE	Above 1000MHz
ENVIRONMENTAL CONDITIONS	23deg. C, 70%RH	INPUT POWER	AC 120V/60HZ
TESTED BY	Jace Hu		
ANTENNA POLARITY & TEST DISTANCE: VERTICAL AT 3 M			

	Freq	Level	Read Level	Limit Line	Over Limit	Factor	Remark	Pol/Phase
	MHz	dBm/m	dBm	dBm/m	dB	dB/m		
1	7001.000	-49.77	-64.34	-13.00	-36.77	14.57	Peak	Vertical
2	PP10500.030	-42.54	-63.11	-13.00	-29.54	20.57	Peak	Vertical

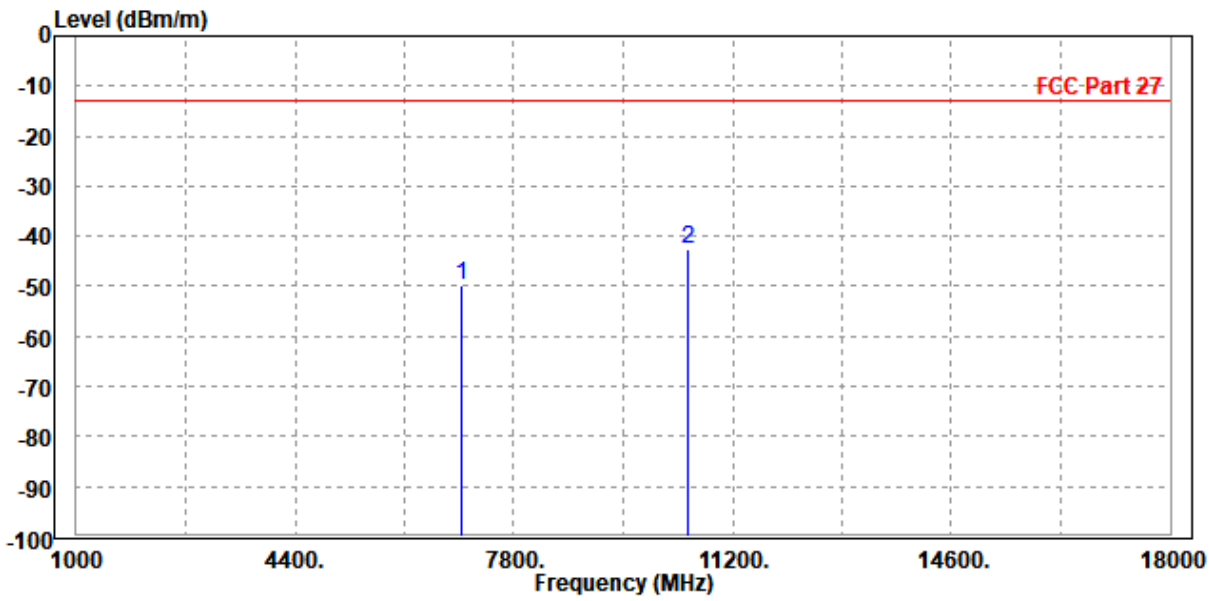

CHANNEL BANDWIDTH: 100MHz / QPSK

MODE	TX channel 633334	**FREQUENCY RANGE**	Above 1000MHz
ENVIRONMENTAL CONDITIONS	23deg. C, 70%RH	**INPUT POWER**	AC 120V/60HZ
TESTED BY	Jace Hu		
ANTENNA POLARITY & TEST DISTANCE: HORIZONTAL AT 3 M			

	Freq	Level	Read Level	Limit Line	Over Limit	Factor	Remark	Pol/Phase
	MHz	dBm/m	dBm	dBm/m	dB	dB/m		
1	7001.000	-49.41	-63.18	-13.00	-36.41	13.77	Peak	Horizontal
2	PP10500.030	-42.56	-62.21	-13.00	-29.56	19.65	Peak	Horizontal

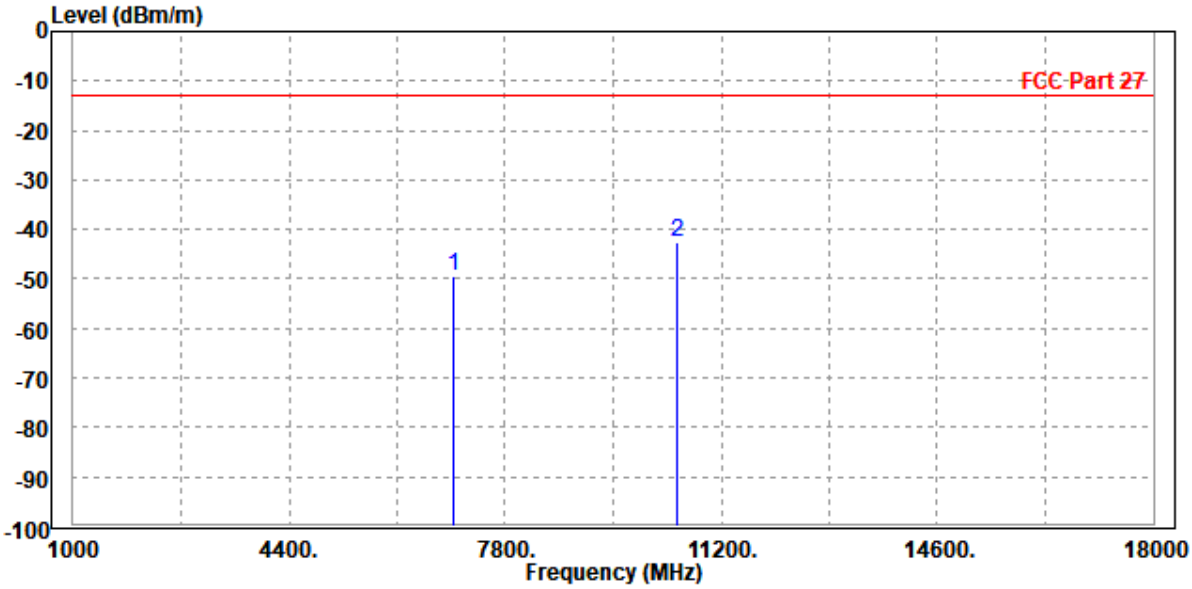

MODE	TX channel 633334	FREQUENCY RANGE	Above 1000MHz
ENVIRONMENTAL CONDITIONS	23deg. C, 70%RH	INPUT POWER	AC 120V/60HZ
TESTED BY	Jace Hu		
ANTENNA POLARITY & TEST DISTANCE: VERTICAL AT 3 M			

	Freq	Level	Read Level	Limit Line	Over Limit	Factor	Remark	Pol/Phase
	MHz	dBm/m	dBm	dBm/m	dB	dB/m		
1	7000.020	-48.66	-63.23	-13.00	-35.66	14.57	Peak	Vertical
2	PP10503.000	-41.25	-61.82	-13.00	-28.25	20.57	Peak	Vertical

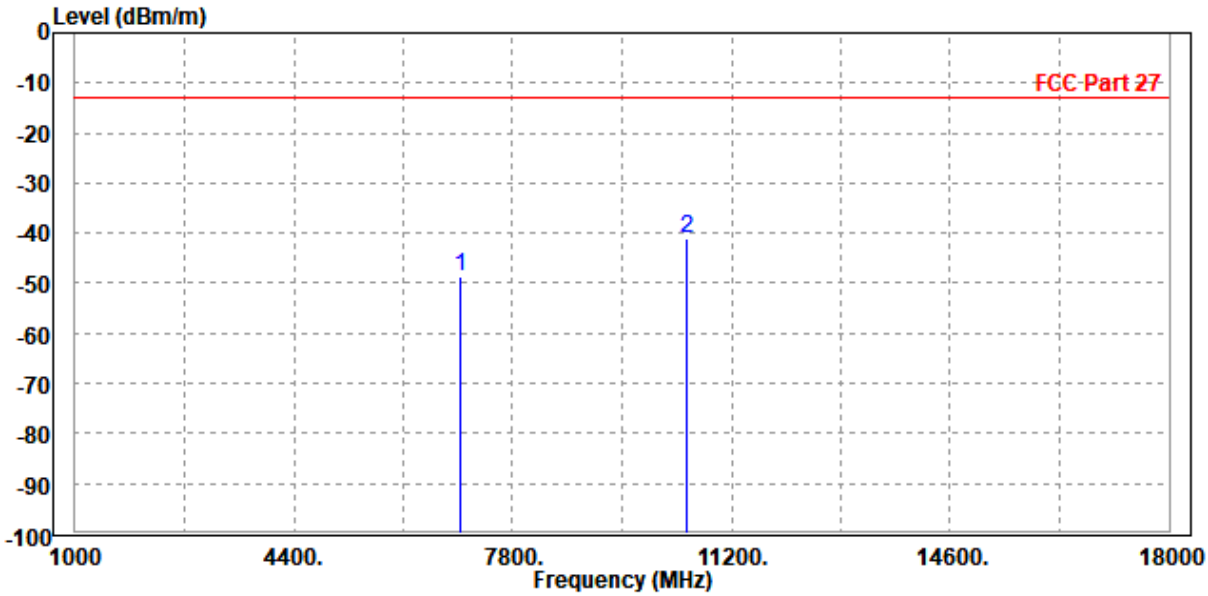

N78 (Part 27Q) MIMO HPUE:

Note: For frequency above 18GHz, the emission was tested 20db below the limit so the data not recorded in the sheet.

CHANNEL BANDWIDTH: 20MHz / QPSK

CH630668

MODE	TX channel 630668	FREQUENCY RANGE	Above 1000MHz
ENVIRONMENTAL CONDITIONS	23deg. C, 70%RH	INPUT POWER	AC 120V/60HZ
TESTED BY	Jace Hu		
ANTENNA POLARITY & TEST DISTANCE: HORIZONTAL AT 3 M			

	Freq	Level	Read Level	Limit Line	Over Limit	Factor	Remark	Pol/Phase
	MHz	dBm/m	dBm	dBm/m	dB	dB/m		
1	6916.000	-47.90	-61.48	-13.00	-34.90	13.58	Peak	Horizontal
2	PP10380.060	-42.39	-61.87	-13.00	-29.39	19.48	Peak	Horizontal

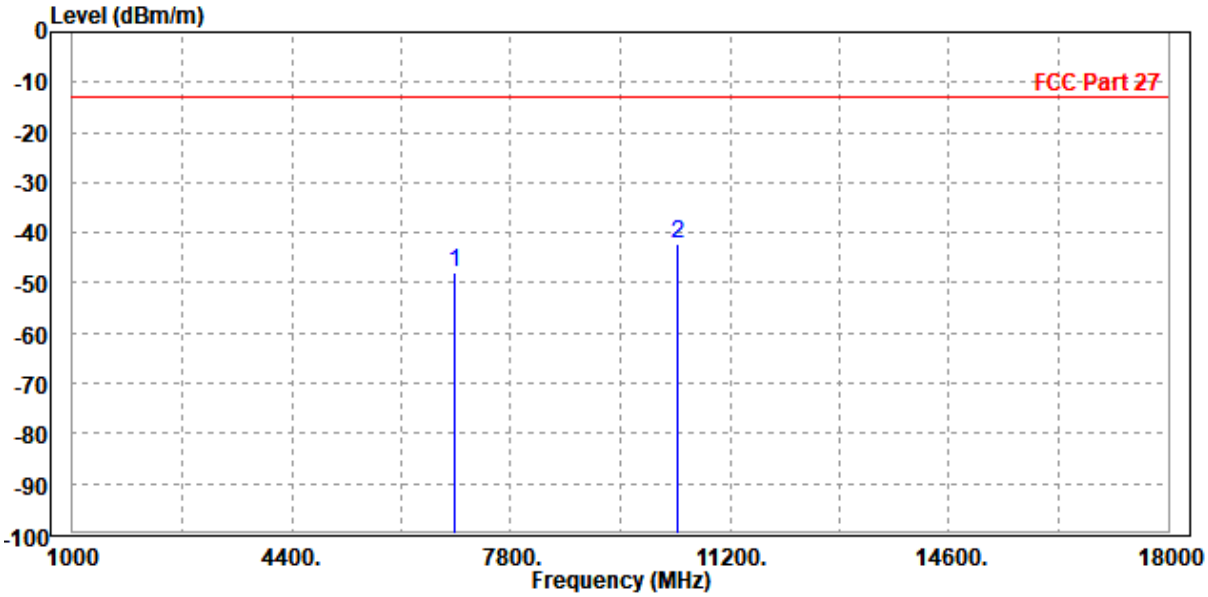

MODE	TX channel 630668	FREQUENCY RANGE	Above 1000MHz
ENVIRONMENTAL CONDITIONS	23deg. C, 70%RH	INPUT POWER	AC 120V/60HZ
TESTED BY	Jace Hu		
ANTENNA POLARITY & TEST DISTANCE: VERTICAL AT 3 M			

	Freq	Level	Read Level	Limit Line	Over Limit	Factor	Remark	Pol/Phase
	MHz	dBm/m	dBm	dBm/m	dB	dB/m		
1	7001.000	-48.99	-63.56	-13.00	-35.99	14.57	Peak	Vertical
2	PP10500.030	-40.60	-61.17	-13.00	-27.60	20.57	Peak	Vertical

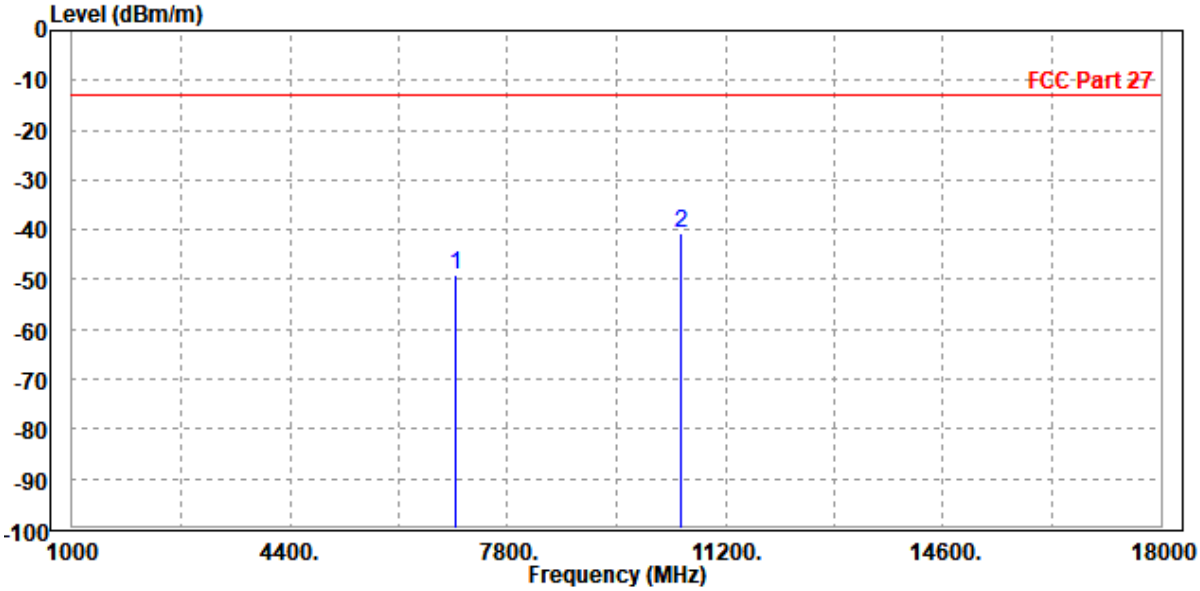

CH633334

MODE	TX channel 633334	FREQUENCY RANGE	Above 1000MHz
ENVIRONMENTAL CONDITIONS	23deg. C, 70%RH	INPUT POWER	AC 120V/60HZ
TESTED BY	Jace Hu		
ANTENNA POLARITY & TEST DISTANCE: HORIZONTAL AT 3 M			

	Freq	Level	Read Level	Limit Line	Over Limit	Factor	Remark	Pol/Phase
	MHz	dBm/m	dBm	dBm/m	dB	dB/m		
1	7000.023	-48.63	-62.40	-13.00	-35.63	13.77	Peak	Horizontal
2	PP10503.000	-41.33	-60.98	-13.00	-28.33	19.65	Peak	Horizontal

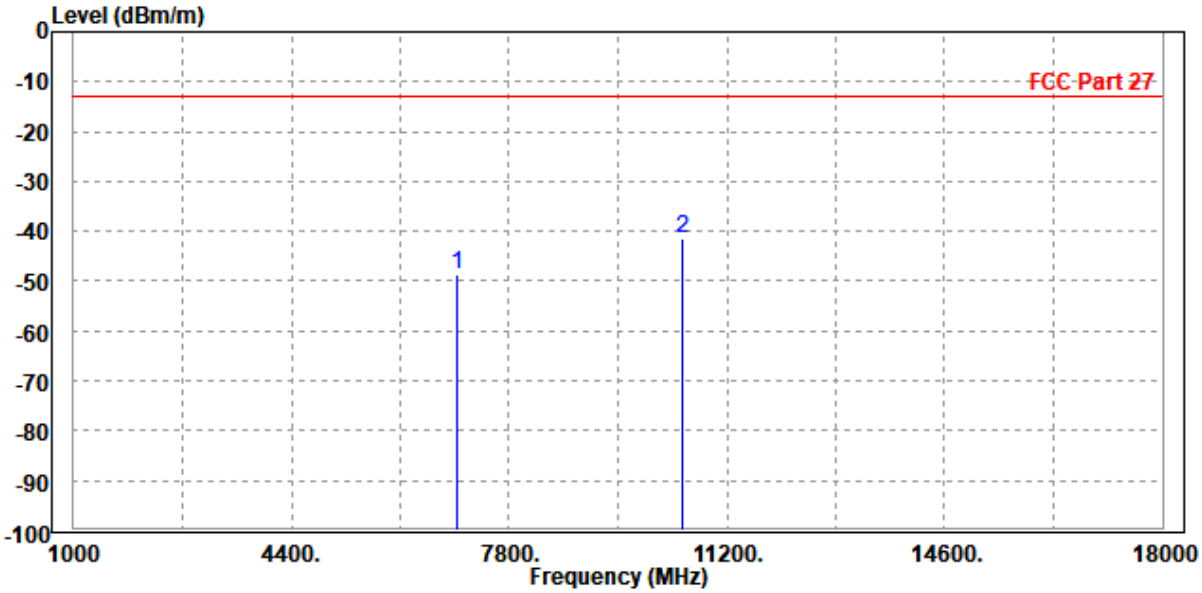

MODE	TX channel 633334	FREQUENCY RANGE	Above 1000MHz
ENVIRONMENTAL CONDITIONS	23deg. C, 70%RH	INPUT POWER	AC 120V/60HZ
TESTED BY	Jace Hu		
ANTENNA POLARITY & TEST DISTANCE: VERTICAL AT 3 M			

	Freq	Level	Read Level	Limit Line	Over Limit	Factor	Remark	Pol/Phase
	MHz	dBm/m	dBm	dBm/m	dB	dB/m		
1	7001.000	-48.99	-63.56	-13.00	-35.99	14.57	Peak	Vertical
2	PP10500.030	-40.60	-61.17	-13.00	-27.60	20.57	Peak	Vertical

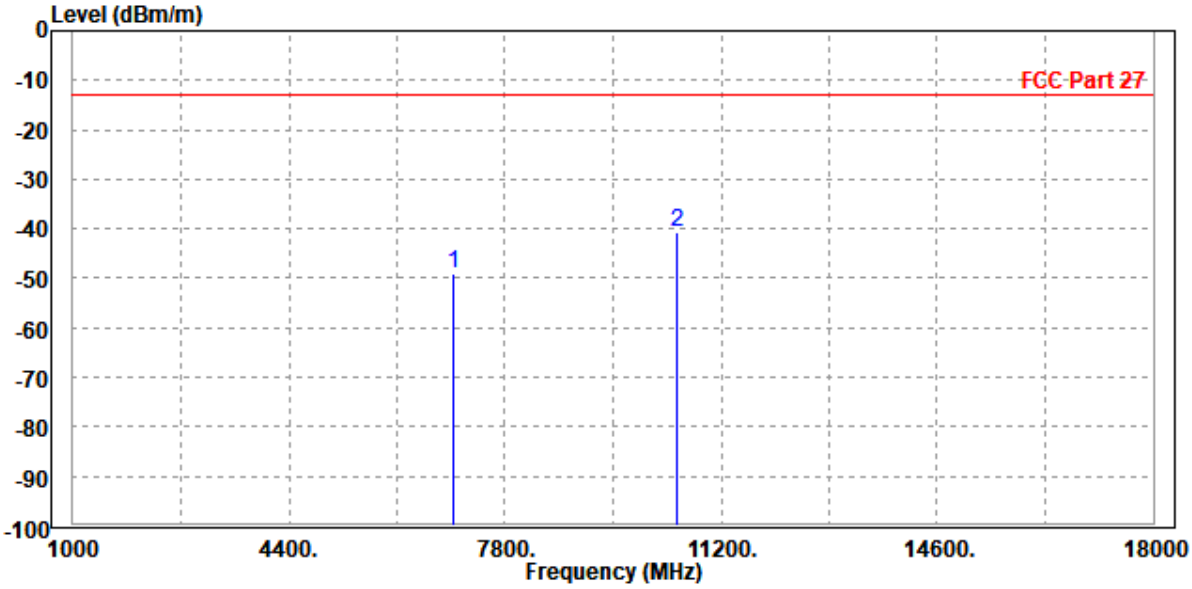

CH636000

MODE	TX channel 636000	FREQUENCY RANGE	Above 1000MHz
ENVIRONMENTAL CONDITIONS	23deg. C, 70%RH	INPUT POWER	AC 120V/60HZ
TESTED BY	Jace Hu		
ANTENNA POLARITY & TEST DISTANCE: HORIZONTAL AT 3 M			

	Freq	Level	Read Level	Limit Line	Over Limit	Factor	Remark	Pol/Phase
	MHz	dBm/m	dBm	dBm/m	dB	dB/m		
1	7080.000	-50.28	-64.14	-13.00	-37.28	13.86	Peak	Horizontal
2	PP10622.000	-42.34	-62.16	-13.00	-29.34	19.82	Peak	Horizontal

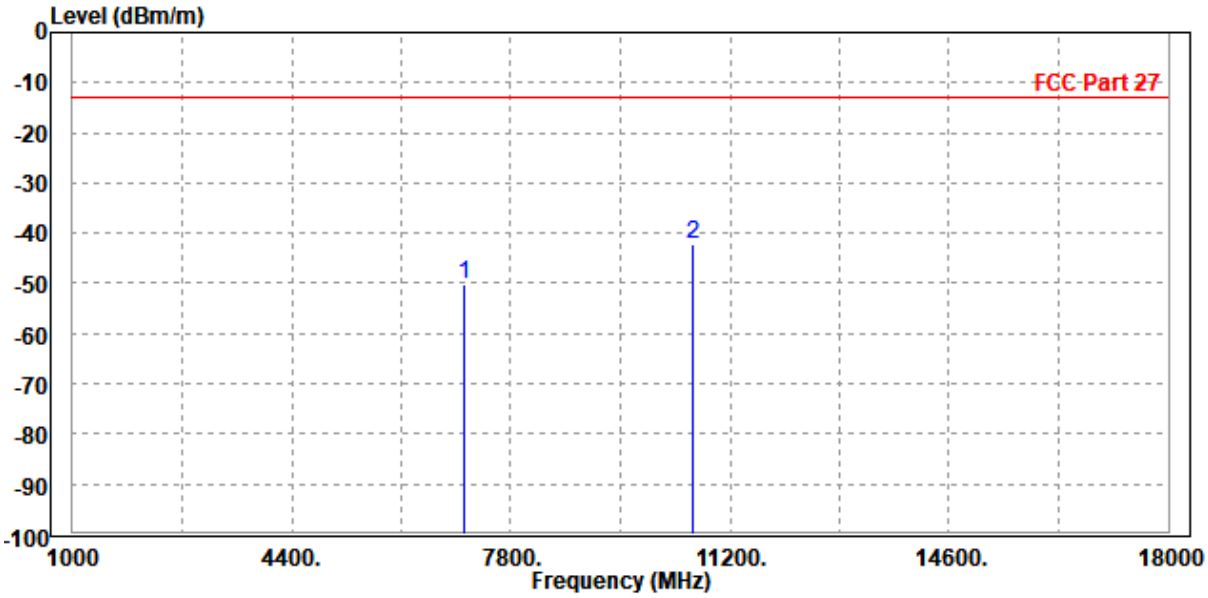

MODE	TX channel 636000	FREQUENCY RANGE	Above 1000MHz
ENVIRONMENTAL CONDITIONS	23deg. C, 70%RH	INPUT POWER	AC 120V/60HZ
TESTED BY	Jace Hu		
ANTENNA POLARITY & TEST DISTANCE: VERTICAL AT 3 M			

	Freq	Level	Read Level	Limit Line	Over Limit	Factor	Remark	Pol/Phase
	MHz	dBm/m	dBm	dBm/m	dB	dB/m		
1	7086.000	-49.44	-63.74	-13.00	-36.44	14.30	Peak	Vertical
2	PP10620.000	-41.80	-62.35	-13.00	-28.80	20.55	Peak	Vertical

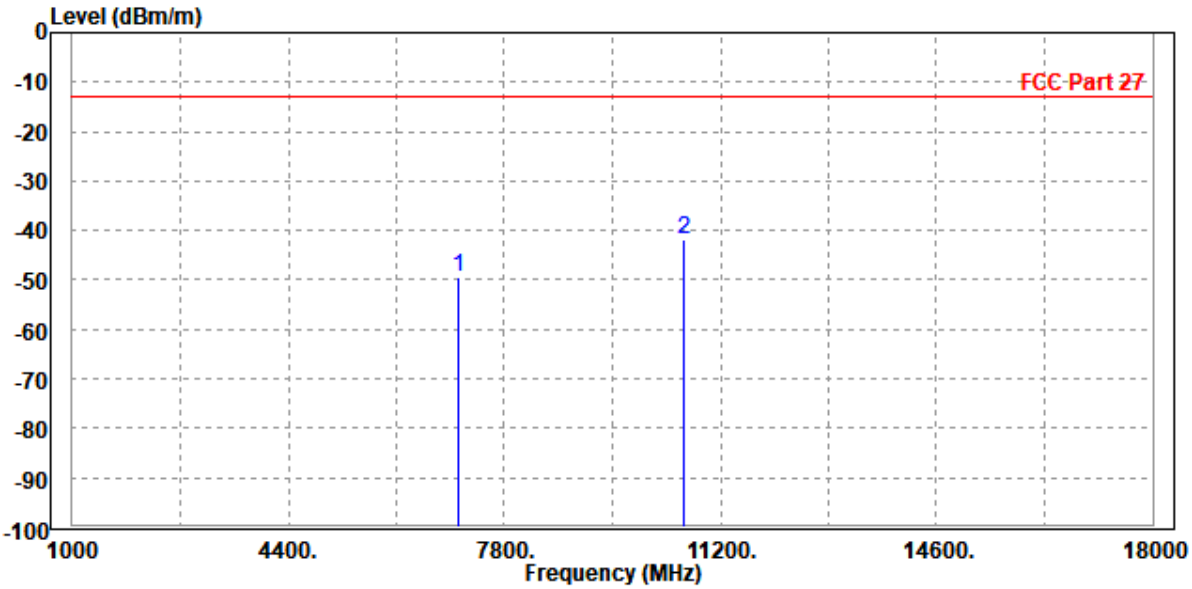

CHANNEL BANDWIDTH: 30MHz / QPSK

MODE	TX channel 633334	**FREQUENCY RANGE**	Above 1000MHz
ENVIRONMENTAL CONDITIONS	23deg. C, 70%RH	**INPUT POWER**	AC 120V/60HZ
TESTED BY	Jace Hu		
ANTENNA POLARITY & TEST DISTANCE: HORIZONTAL AT 3 M			

	Freq	Level	Read Level	Limit Line	Over Limit	Factor	Remark	Pol/Phase
	MHz	dBm/m	dBm	dBm/m	dB	dB/m		
1	7001.000	-48.84	-62.61	-13.00	-35.84	13.77	Peak	Horizontal
2	PP10500.030	-41.91	-61.56	-13.00	-28.91	19.65	Peak	Horizontal

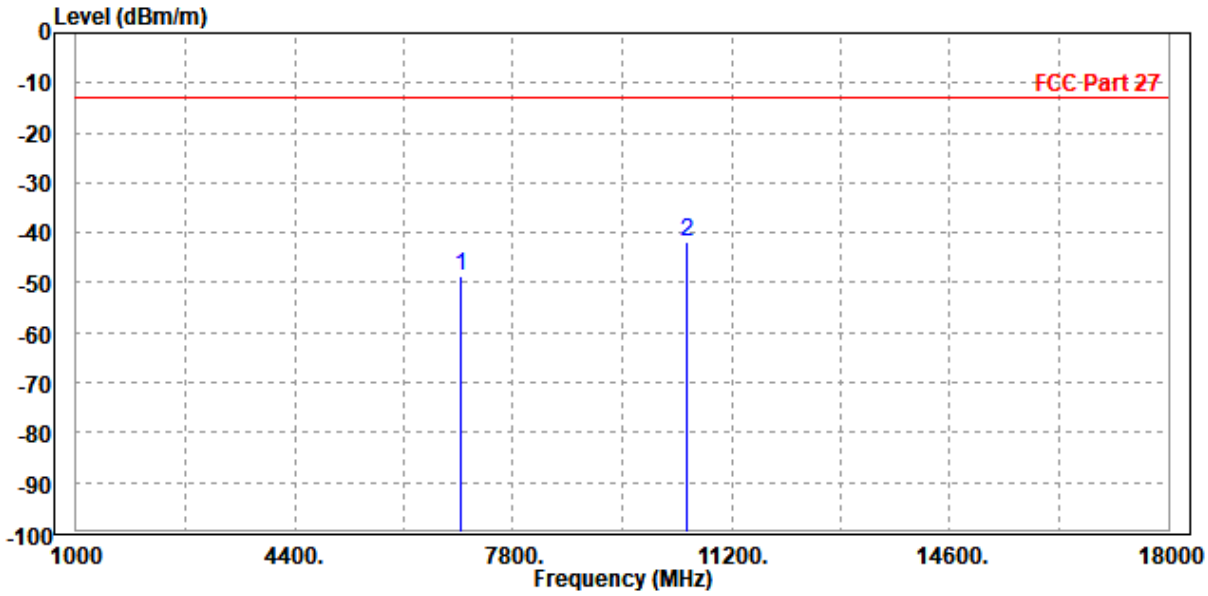

MODE	TX channel 633334	FREQUENCY RANGE	Above 1000MHz
ENVIRONMENTAL CONDITIONS	23deg. C, 70%RH	INPUT POWER	AC 120V/60HZ
TESTED BY	Jace Hu		
ANTENNA POLARITY & TEST DISTANCE: VERTICAL AT 3 M			

	Freq	Level	Read Level	Limit Line	Over Limit	Factor	Remark	Pol/Phase
	MHz	dBm/m	dBm	dBm/m	dB	dB/m		
1	7000.020	-48.55	-63.12	-13.00	-35.55	14.57	Peak	Vertical
2	PP10503.000	-42.34	-62.91	-13.00	-29.34	20.57	Peak	Vertical

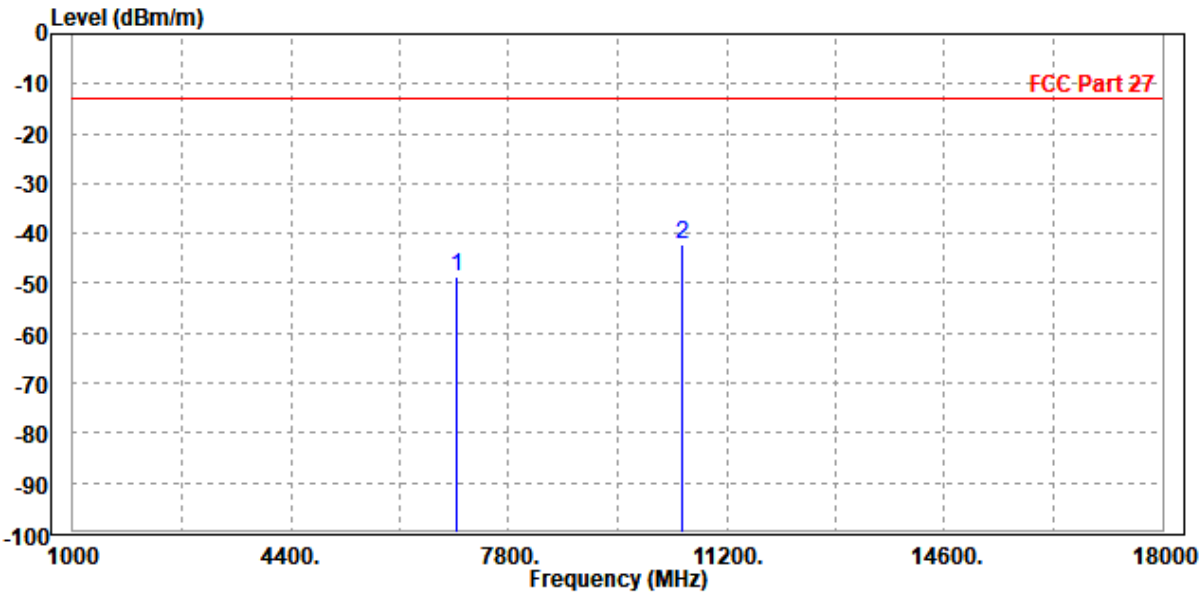

CHANNEL BANDWIDTH: 40MHz / QPSK

MODE	TX channel 633334	FREQUENCY RANGE	Above 1000MHz
ENVIRONMENTAL CONDITIONS	23deg. C, 70%RH	INPUT POWER	AC 120V/60HZ
TESTED BY	Jace Hu		
ANTENNA POLARITY & TEST DISTANCE: HORIZONTAL AT 3 M			

	Freq	Level	Read Level	Limit Line	Over Limit	Factor	Remark	Pol/Phase
	MHz	dBm/m	dBm	dBm/m	dB	dB/m		
1	7000.020	-49.82	-63.59	-13.00	-36.82	13.77	Peak	Horizontal
2	PP10503.000	-41.68	-61.33	-13.00	-28.68	19.65	Peak	Horizontal

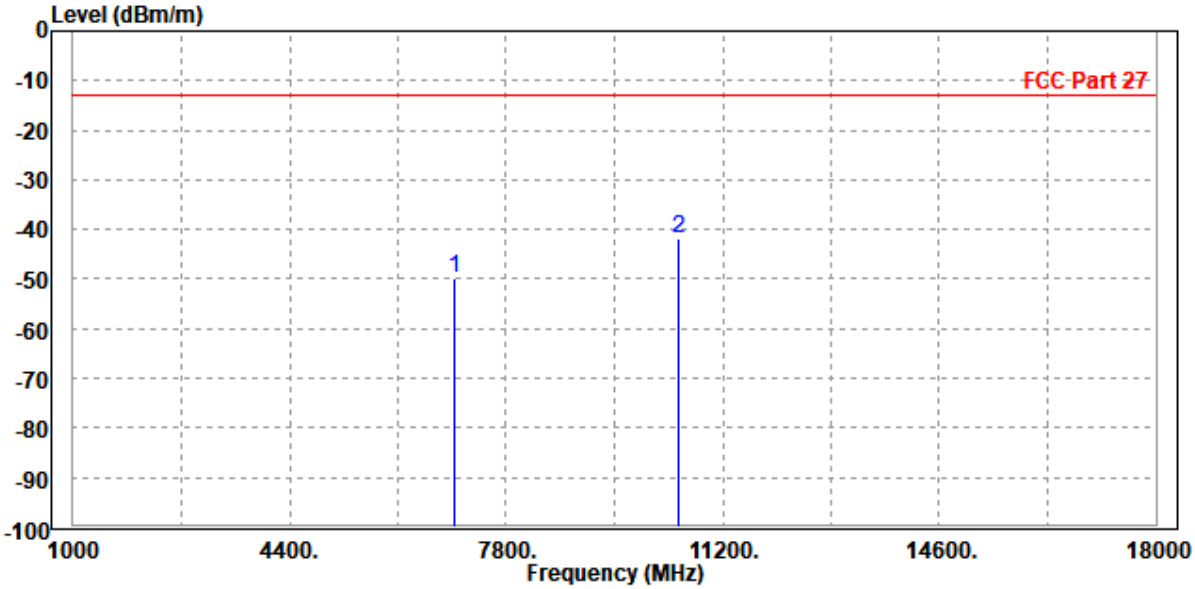

MODE	TX channel 633334	FREQUENCY RANGE	Above 1000MHz
ENVIRONMENTAL CONDITIONS	23deg. C, 70%RH	INPUT POWER	AC 120V/60HZ
TESTED BY	Jace Hu		
ANTENNA POLARITY & TEST DISTANCE: VERTICAL AT 3 M			

	Freq	Level	Read Level	Limit Line	Over Limit	Factor	Remark	Pol/Phase
	MHz	dBm/m	dBm	dBm/m	dB	dB/m		
1	7001.000	-49.27	-63.84	-13.00	-36.27	14.57	Peak	Vertical
2	PP10500.030	-41.39	-61.96	-13.00	-28.39	20.57	Peak	Vertical

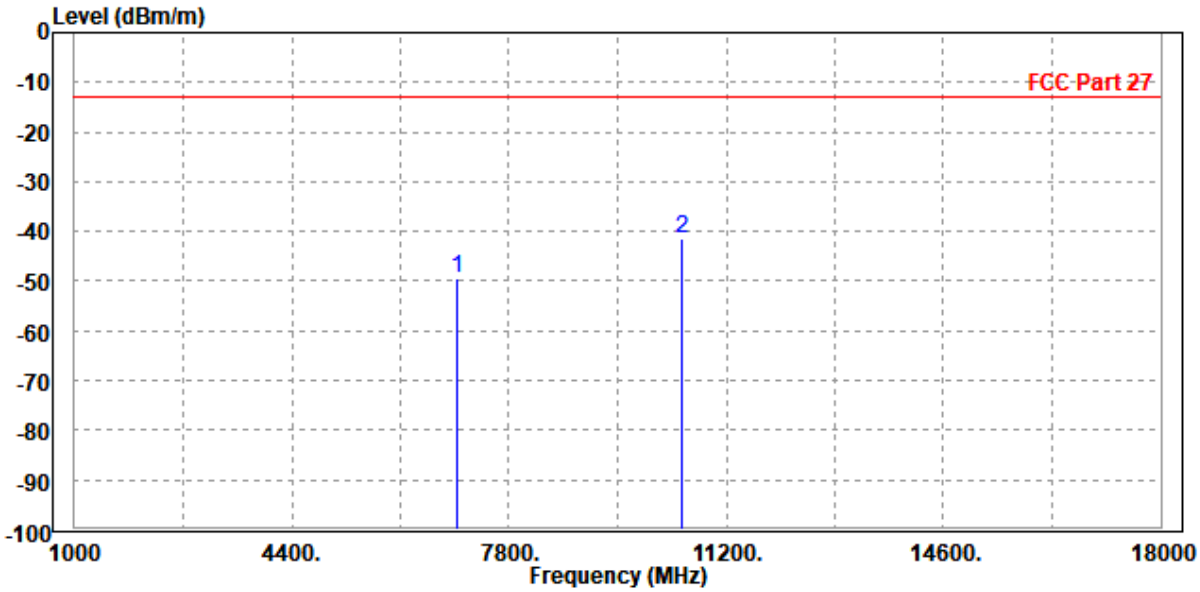

CHANNEL BANDWIDTH: 50MHz / QPSK

MODE	TX channel 633334	**FREQUENCY RANGE**	Above 1000MHz
ENVIRONMENTAL CONDITIONS	23deg. C, 70%RH	**INPUT POWER**	AC 120V/60HZ
TESTED BY	Jace Hu		
ANTENNA POLARITY & TEST DISTANCE: HORIZONTAL AT 3 M			

	Freq	Level	Read Level	Limit Line	Over Limit	Factor	Remark	Pol/Phase
	MHz	dBm/m	dBm	dBm/m	dB	dB/m		
1	7001.000	-49.28	-63.05	-13.00	-36.28	13.77	Peak	Horizontal
2	PP10500.030	-41.20	-60.85	-13.00	-28.20	19.65	Peak	Horizontal

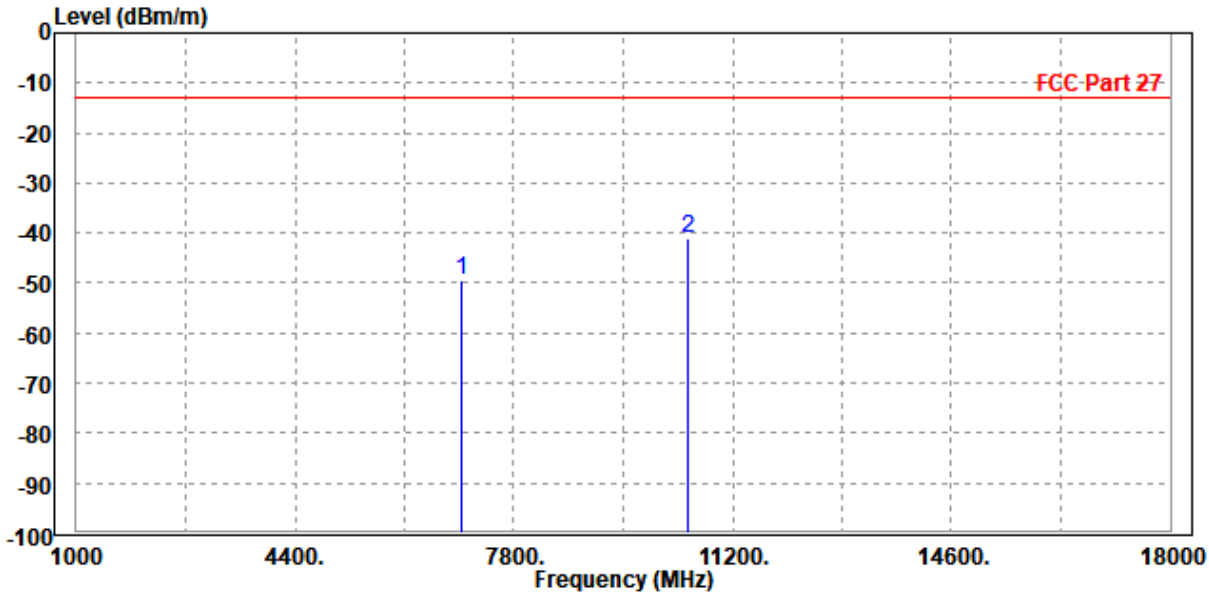

MODE	TX channel 633334	FREQUENCY RANGE	Above 1000MHz
ENVIRONMENTAL CONDITIONS	23deg. C, 70%RH	INPUT POWER	AC 120V/60HZ
TESTED BY	Jace Hu		
ANTENNA POLARITY & TEST DISTANCE: VERTICAL AT 3 M			

	Freq	Level	Read Level	Limit Line	Over Limit	Factor	Remark	Pol/Phase
	MHz	dBm/m	dBm	dBm/m	dB	dB/m		
1	7000.200	-49.93	-64.50	-13.00	-36.93	14.57	Peak	Vertical
2	PP10503.000	-42.14	-62.71	-13.00	-29.14	20.57	Peak	Vertical

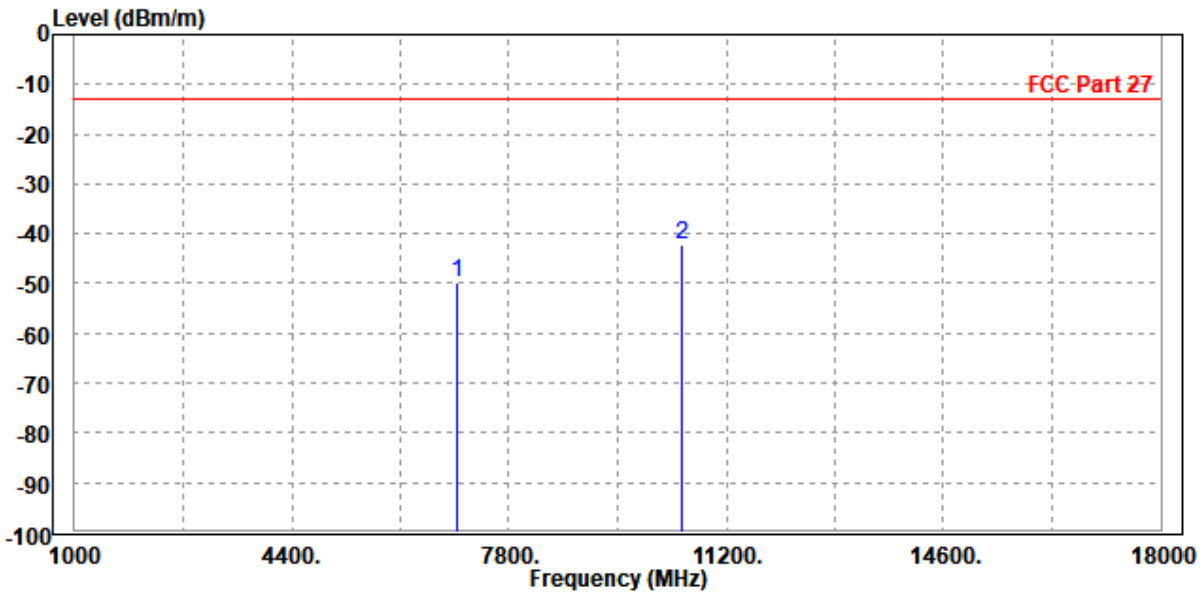

CHANNEL BANDWIDTH: 60MHz / QPSK

MODE	TX channel 633334	FREQUENCY RANGE	Above 1000MHz
ENVIRONMENTAL CONDITIONS	23deg. C, 70%RH	INPUT POWER	AC 120V/60HZ
TESTED BY	Jace Hu		
ANTENNA POLARITY & TEST DISTANCE: HORIZONTAL AT 3 M			

	Freq	Level	Read Level	Limit Line	Over Limit	Factor	Remark	Pol/Phase
	MHz	dBm/m	dBm	dBm/m	dB	dB/m		
1	7001.000	-49.59	-63.36	-13.00	-36.59	13.77	Peak	Horizontal
2	PP10500.030	-42.46	-62.11	-13.00	-29.46	19.65	Peak	Horizontal

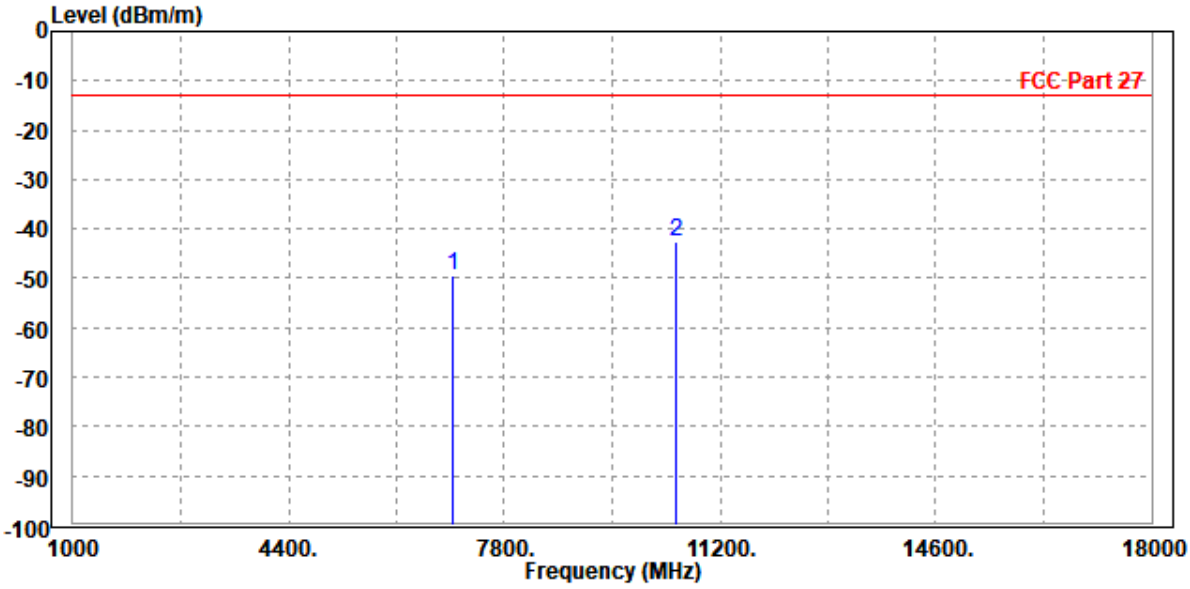

MODE	TX channel 633334	FREQUENCY RANGE	Above 1000MHz
ENVIRONMENTAL CONDITIONS	23deg. C, 70%RH	INPUT POWER	AC 120V/60HZ
TESTED BY	Jace Hu		
ANTENNA POLARITY & TEST DISTANCE: VERTICAL AT 3 M			

	Freq	Level	Read Level	Limit Line	Over Limit	Factor	Remark	Pol/Phase
	MHz	dBm/m	dBm	dBm/m	dB	dB/m		
1	7000.020	-48.88	-63.45	-13.00	-35.88	14.57	Peak	Vertical
2	PP10503.000	-40.83	-61.40	-13.00	-27.83	20.57	Peak	Vertical

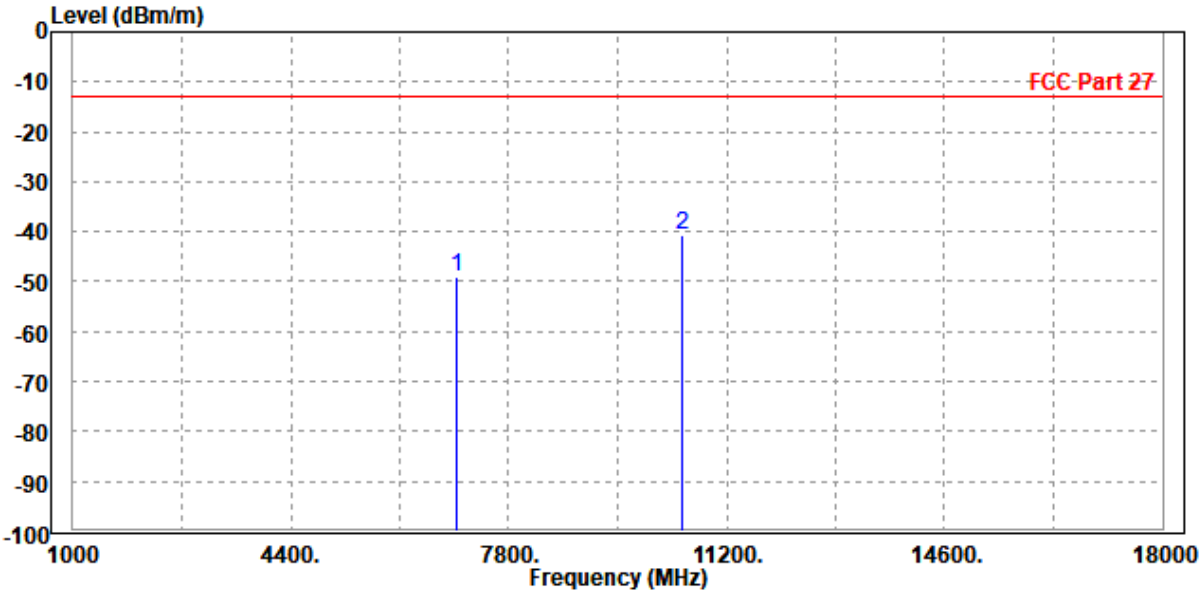

CHANNEL BANDWIDTH: 70MHz / QPSK

MODE	TX channel 633334	**FREQUENCY RANGE**	Above 1000MHz
ENVIRONMENTAL CONDITIONS	23deg. C, 70%RH	**INPUT POWER**	AC 120V/60HZ
TESTED BY	Jace Hu		
ANTENNA POLARITY & TEST DISTANCE: HORIZONTAL AT 3 M			

	Freq	Level	Read Level	Limit Line	Over Limit	Factor	Remark	Pol/Phase
	MHz	dBm/m	dBm	dBm/m	dB	dB/m		
1	7000.020	-49.55	-63.32	-13.00	-36.55	13.77	Peak	Horizontal
2	PP10503.000	-40.82	-60.47	-13.00	-27.82	19.65	Peak	Horizontal

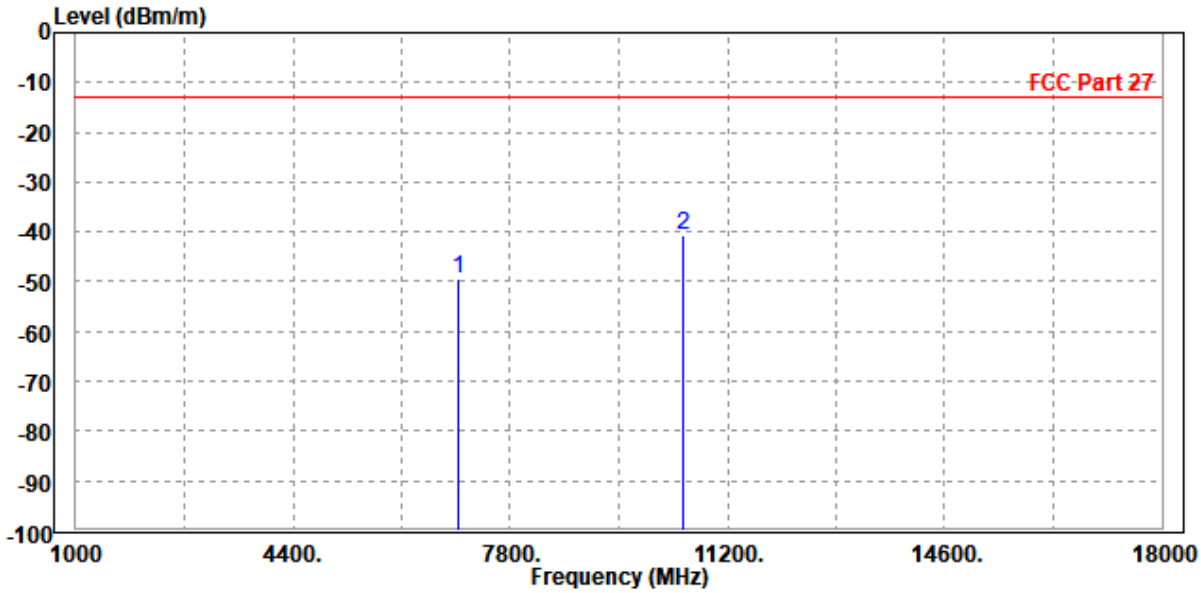

MODE	TX channel 633334	FREQUENCY RANGE	Above 1000MHz
ENVIRONMENTAL CONDITIONS	23deg. C, 70%RH	INPUT POWER	AC 120V/60HZ
TESTED BY	Jace Hu		
ANTENNA POLARITY & TEST DISTANCE: VERTICAL AT 3 M			

	Freq	Level	Read Level	Limit Line	Over Limit	Factor	Remark	Pol/Phase
	MHz	dBm/m	dBm	dBm/m	dB	dB/m		
1	7001.000	-49.10	-63.67	-13.00	-36.10	14.57	Peak	Vertical
2	PP10500.030	-41.84	-62.41	-13.00	-28.84	20.57	Peak	Vertical

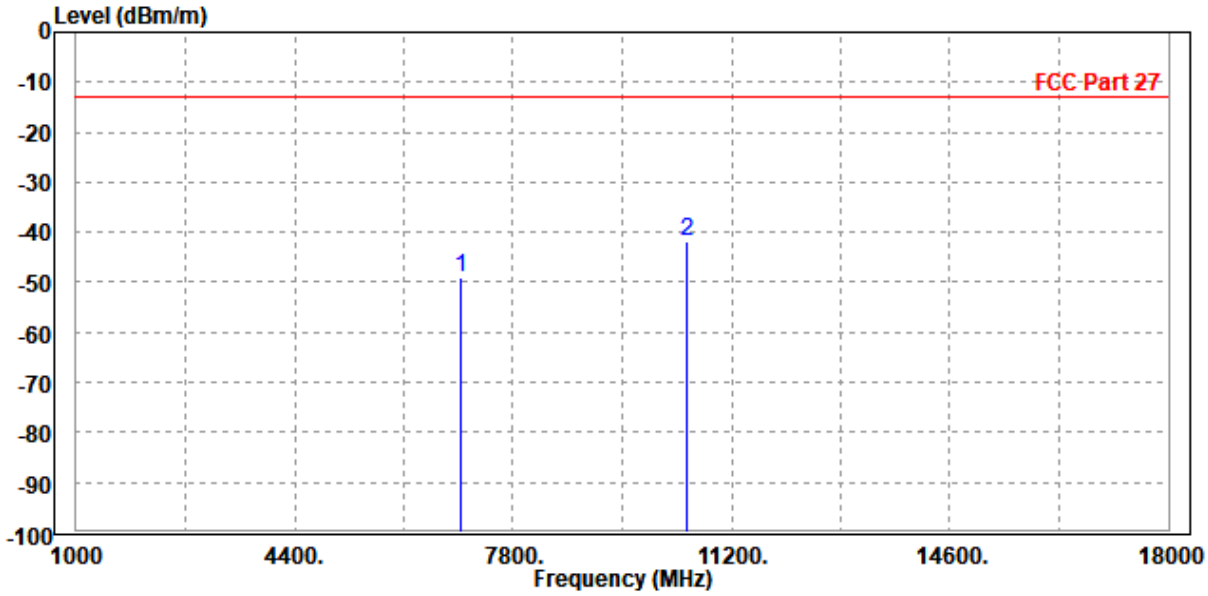

CHANNEL BANDWIDTH: 80MHz / QPSK

MODE	TX channel 633334	FREQUENCY RANGE	Above 1000MHz
ENVIRONMENTAL CONDITIONS	23deg. C, 70%RH	INPUT POWER	AC 120V/60HZ
TESTED BY	Jace Hu		
ANTENNA POLARITY & TEST DISTANCE: HORIZONTAL AT 3 M			

	Freq	Level	Read Level	Limit Line	Over Limit	Factor	Remark	Pol/Phase
	MHz	dBm/m	dBm	dBm/m	dB	dB/m		
1	7001.000	-49.51	-63.28	-13.00	-36.51	13.77	Peak	Horizontal
2	PP10500.030	-42.15	-61.80	-13.00	-29.15	19.65	Peak	Horizontal

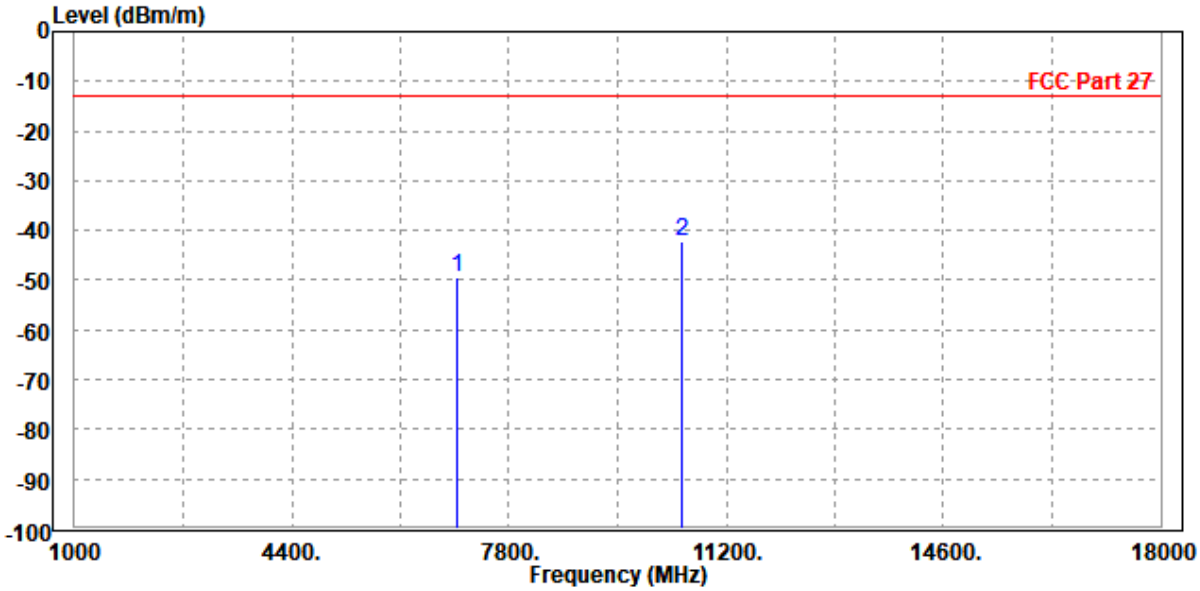

MODE	TX channel 633334	FREQUENCY RANGE	Above 1000MHz
ENVIRONMENTAL CONDITIONS	23deg. C, 70%RH	INPUT POWER	AC 120V/60HZ
TESTED BY	Jace Hu		
ANTENNA POLARITY & TEST DISTANCE: VERTICAL AT 3 M			

	Freq	Level	Read Level	Limit Line	Over Limit	Factor	Remark	Pol/Phase
	MHz	dBm/m	dBm	dBm/m	dB	dB/m		
1	7000.020	-49.53	-64.10	-13.00	-36.53	14.57	Peak	Vertical
2	PP10503.000	-41.13	-61.70	-13.00	-28.13	20.57	Peak	Vertical

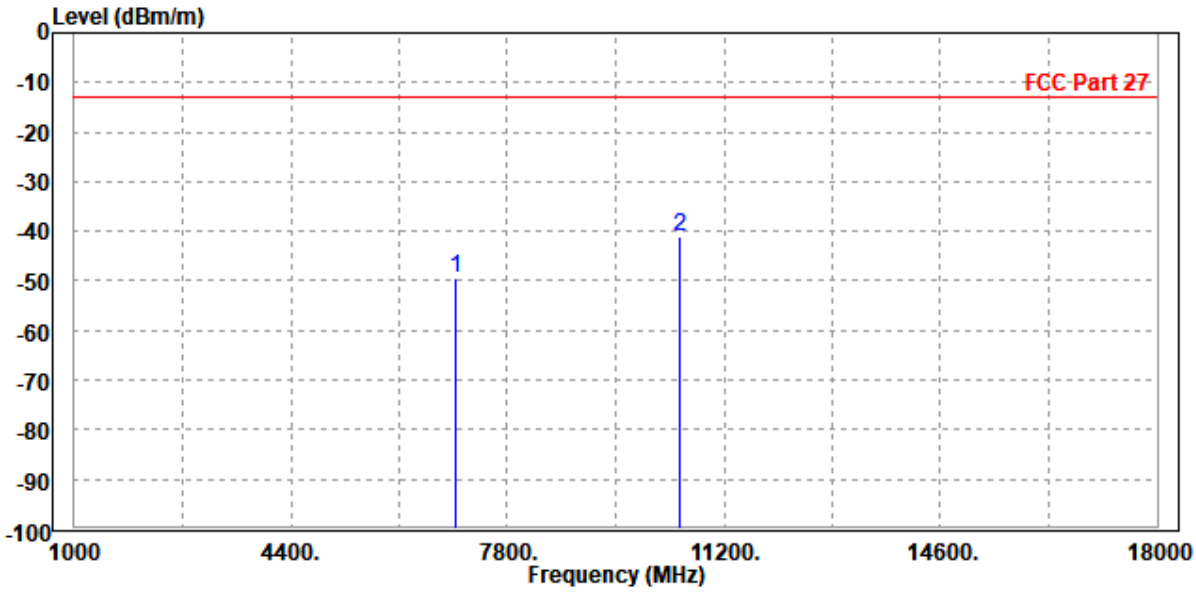

CHANNEL BANDWIDTH: 90MHz / QPSK

MODE	TX channel 633334	**FREQUENCY RANGE**	Above 1000MHz
ENVIRONMENTAL CONDITIONS	23deg. C, 70%RH	**INPUT POWER**	AC 120V/60HZ
TESTED BY	Jace Hu		
ANTENNA POLARITY & TEST DISTANCE: HORIZONTAL AT 3 M			

	Freq	Level	Read Level	Limit Line	Over Limit	Factor	Remark	Pol/Phase
	MHz	dBm/m	dBm	dBm/m	dB	dB/m		
1	7000.020	-49.40	-63.17	-13.00	-36.40	13.77	Peak	Horizontal
2	PP10503.000	-42.42	-62.07	-13.00	-29.42	19.65	Peak	Horizontal

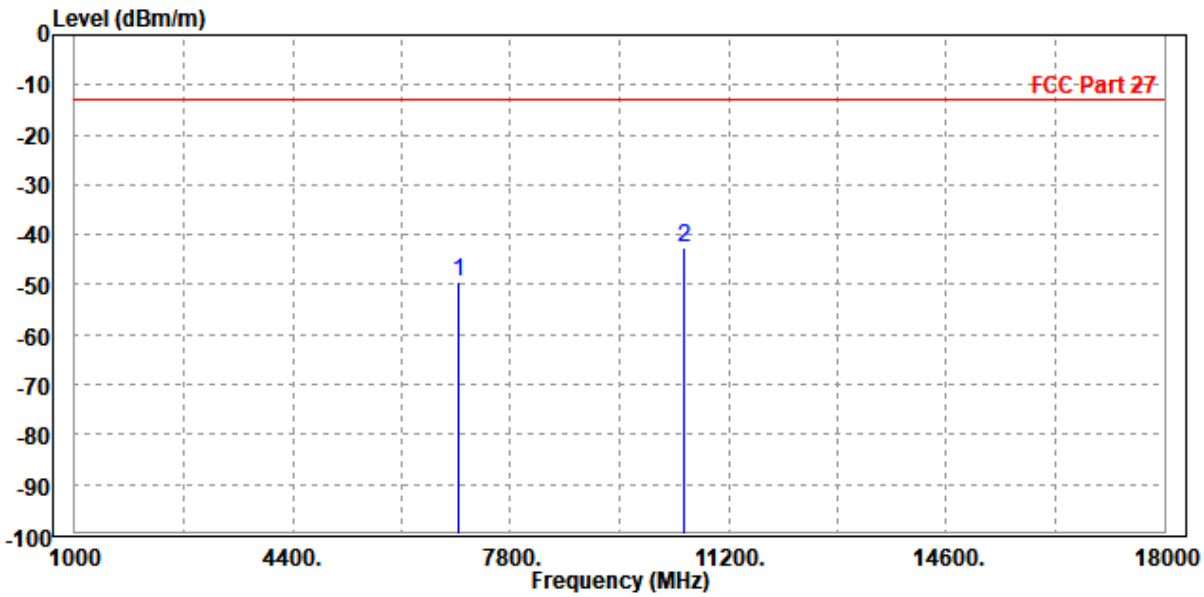

MODE	TX channel 633334	FREQUENCY RANGE	Above 1000MHz
ENVIRONMENTAL CONDITIONS	23deg. C, 70%RH	INPUT POWER	AC 120V/60HZ
TESTED BY	Jace Hu		
ANTENNA POLARITY & TEST DISTANCE: VERTICAL AT 3 M			

	Freq	Level	Read Level	Limit Line	Over Limit	Factor	Remark	Pol/Phase
	MHz	dBm/m	dBm	dBm/m	dB	dB/m		
1	7001.000	-47.16	-61.73	-13.00	-34.16	14.57	Peak	Vertical
2	PP10500.030	-40.83	-61.40	-13.00	-27.83	20.57	Peak	Vertical

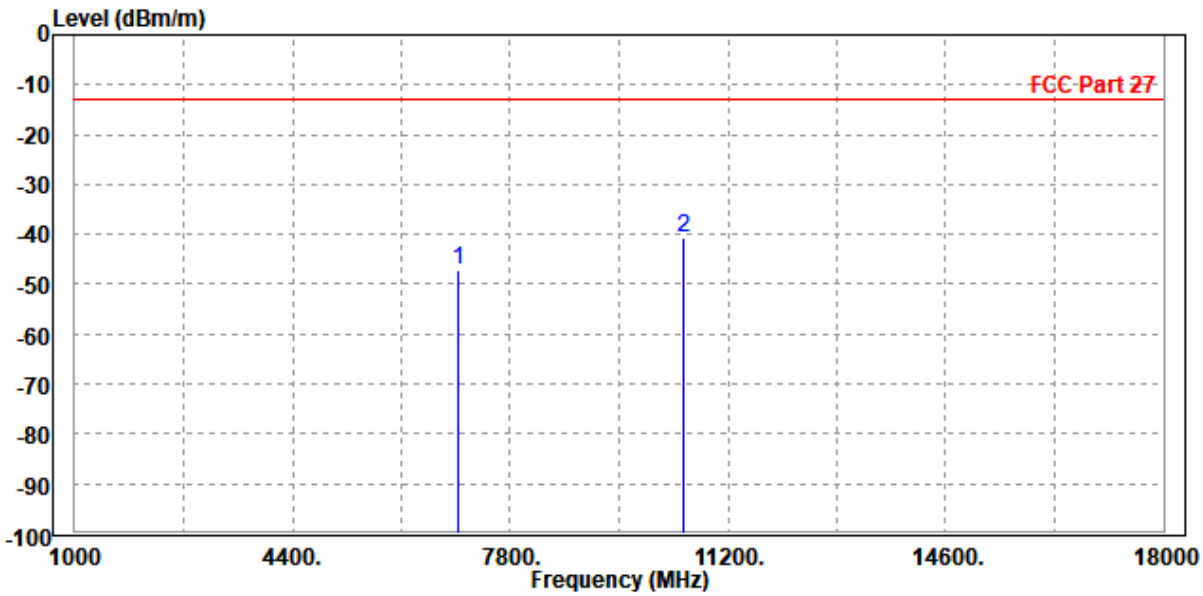

CHANNEL BANDWIDTH: 100MHz / QPSK

MODE	TX channel 633334	**FREQUENCY RANGE**	Above 1000MHz
ENVIRONMENTAL CONDITIONS	23deg. C, 70%RH	**INPUT POWER**	AC 120V/60HZ
TESTED BY	Jace Hu		
ANTENNA POLARITY & TEST DISTANCE: HORIZONTAL AT 3 M			

	Freq	Level	Read Level	Limit Line	Over Limit	Factor	Remark	Pol/Phase
	MHz	dBm/m	dBm	dBm/m	dB	dB/m		
1	7001.000	-49.73	-63.50	-13.00	-36.73	13.77	Peak	Horizontal
2	PP10500.000	-41.41	-61.06	-13.00	-28.41	19.65	Peak	Horizontal

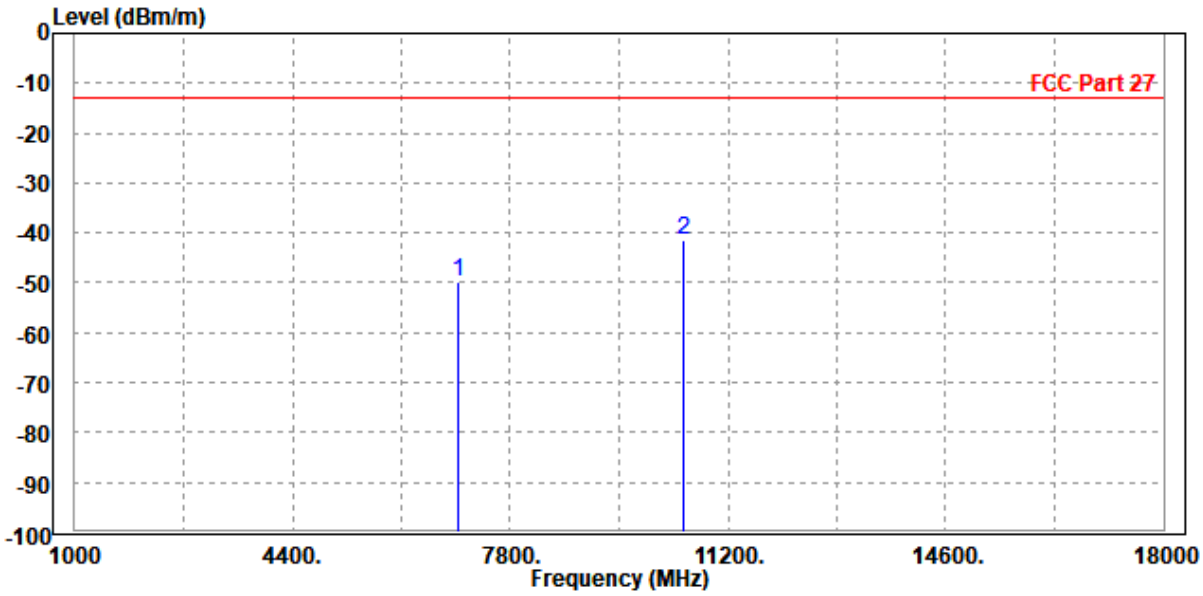

MODE	TX channel 633334	FREQUENCY RANGE	Above 1000MHz
ENVIRONMENTAL CONDITIONS	23deg. C, 70%RH	INPUT POWER	AC 120V/60HZ
TESTED BY	Jace Hu		
ANTENNA POLARITY & TEST DISTANCE: VERTICAL AT 3 M			

	Freq	Level	Read Level	Limit Line	Over Limit	Factor	Remark	Pol/Phase
	MHz	dBm/m	dBm	dBm/m	dB	dB/m		
1	7001.000	-48.35	-62.92	-13.00	-35.35	14.57	Peak	Vertical
2	PP10500.000	-40.93	-61.50	-13.00	-27.93	20.57	Peak	Vertical

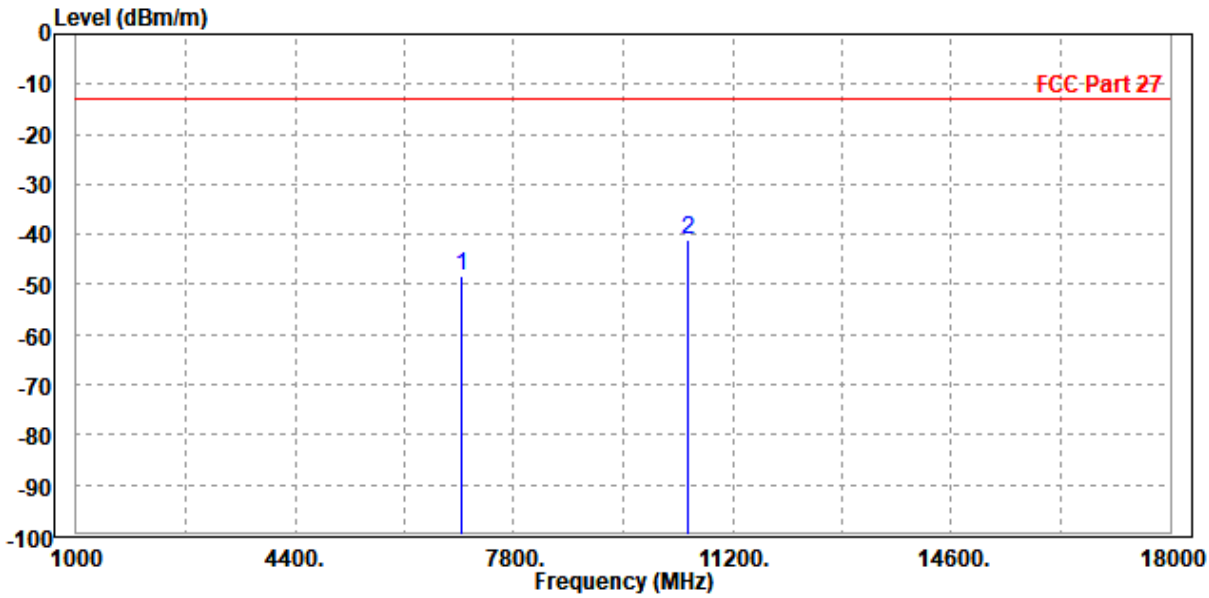

DC_12A_N2A

CHANNEL BANDWIDTH: 10MHz+20MHz / QPSK

MODE	TX channel 23095/376000	**FREQUENCY RANGE**	Above 1000MHz
ENVIRONMENTAL CONDITIONS	23deg. C, 70%RH	**INPUT POWER**	AC 120V/60HZ
TESTED BY	Jace Hu		
ANTENNA POLARITY & TEST DISTANCE: HORIZONTAL AT 3 M			

		Freq	Level	Read Level	Limit Line	Over Limit	Factor	Remark	Pol/Phase
		MHz	dBm/m	dBm	dBm/m	dB	dB/m		
1		1418.000	-55.18	-58.13	-13.00	-42.18	2.95	Peak	Horizontal
2		2122.500	-55.44	-60.52	-13.00	-42.44	5.08	Peak	Horizontal
3		3760.000	-52.94	-61.29	-13.00	-39.94	8.35	Peak	Horizontal
4	PP	5640.000	-51.75	-63.56	-13.00	-38.75	11.81	Peak	Horizontal

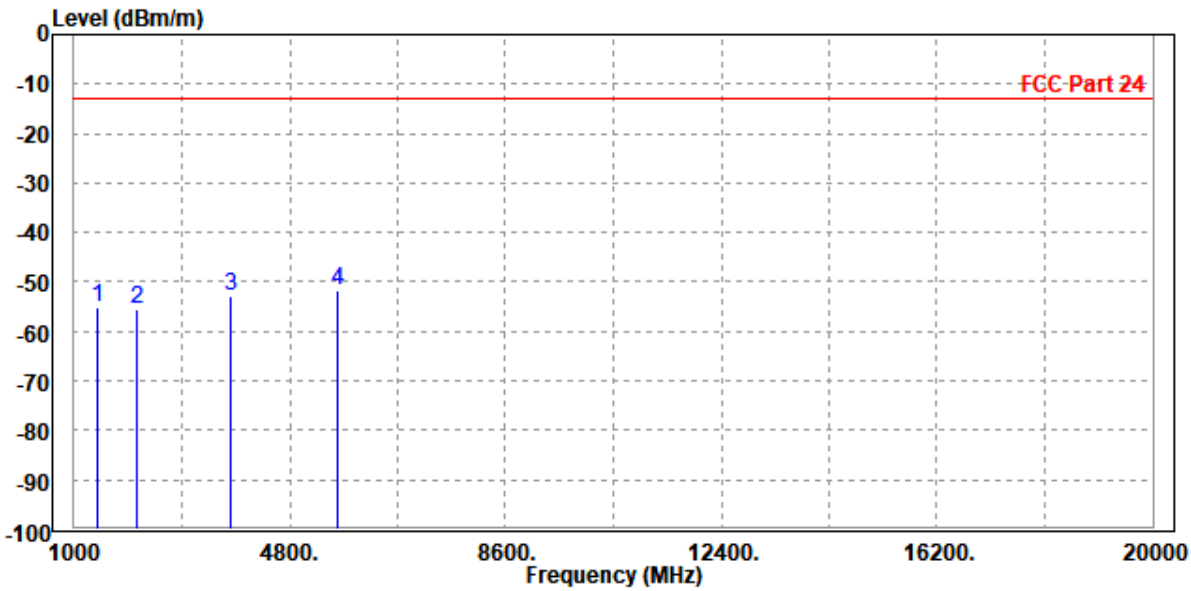

MODE	TX channel 23095/376000	FREQUENCY RANGE	Above 1000MHz
ENVIRONMENTAL CONDITIONS	23deg. C, 70%RH	INPUT POWER	AC 120V/60HZ
TESTED BY	Jace Hu		
ANTENNA POLARITY & TEST DISTANCE: VERTICAL AT 3 M			

		Freq	Level	Read Level	Limit Line	Over Limit	Factor	Remark	Pol/Phase
		MHz	dBm/m	dBm	dBm/m	dB	dB/m		
1		1415.000	-56.11	-59.03	-13.00	-43.11	2.92	Peak	Vertical
2		2122.500	-55.14	-59.58	-13.00	-42.14	4.44	Peak	Vertical
3		3760.000	-50.94	-59.57	-13.00	-37.94	8.63	Peak	Vertical
4	PP	5636.000	-50.44	-62.76	-13.00	-37.44	12.32	Peak	Vertical

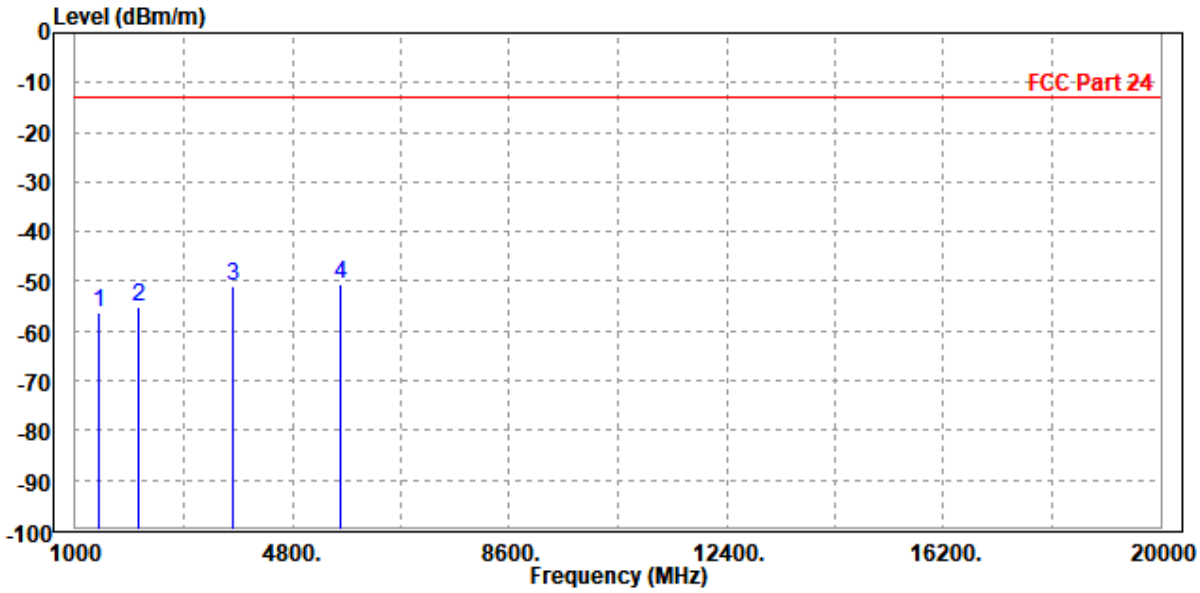

DC_66A_N41A

CHANNEL BANDWIDTH: 20MHz +100MHz / QPSK

MODE	TX channel 132322/518598	**FREQUENCY RANGE**	Above 1000MHz
ENVIRONMENTAL CONDITIONS	23deg. C, 70%RH	**INPUT POWER**	AC 120V/60HZ
TESTED BY	Jace Hu		
ANTENNA POLARITY & TEST DISTANCE: HORIZONTAL AT 3 M			

		Freq	Level	Read Level	Limit Line	Over Limit	Factor	Remark	Pol/Phase
		MHz	dBm/m	dBm	dBm/m	dB	dB/m		
1		3496.000	-53.45	-62.01	-25.00	-28.45	8.56	Peak	Horizontal
2		5185.980	-49.85	-61.19	-25.00	-24.85	11.34	Peak	Horizontal
3		5235.000	-49.65	-61.06	-25.00	-24.65	11.41	Peak	Horizontal
4	PP	7778.970	-49.06	-63.88	-25.00	-24.06	14.82	Peak	Horizontal

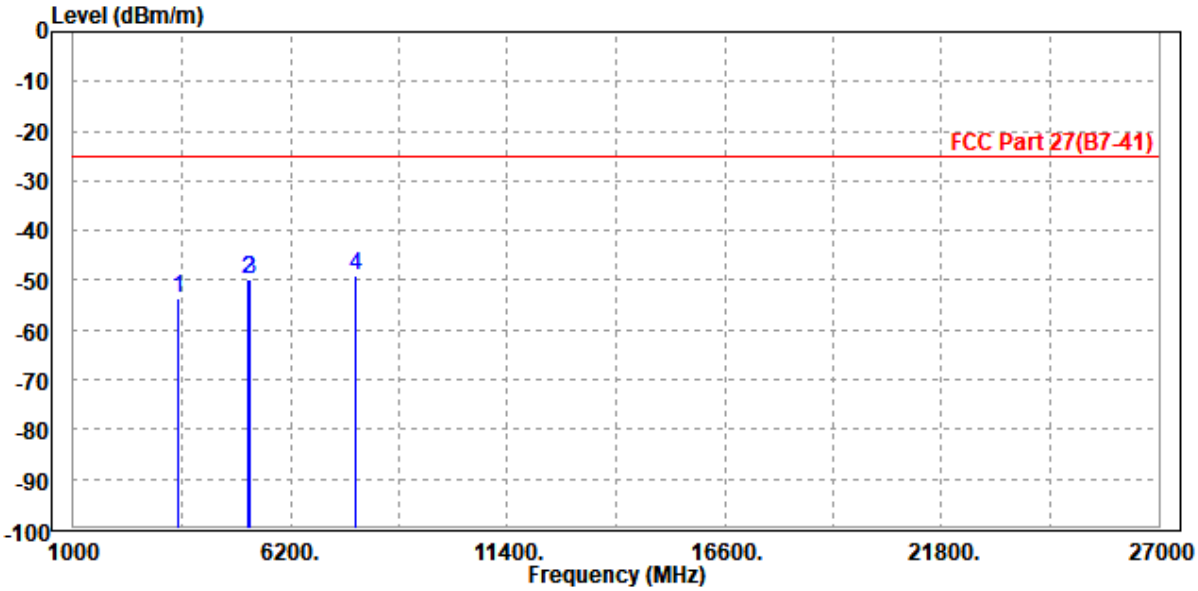

MODE	TX channel 132322/518598	FREQUENCY RANGE	Above 1000MHz
ENVIRONMENTAL CONDITIONS	23deg. C, 70%RH	INPUT POWER	AC 120V/60HZ
TESTED BY	Jace Hu		
ANTENNA POLARITY & TEST DISTANCE: VERTICAL AT 3 M			

	Freq	Level	Read Level	Limit Line	Over Limit	Factor	Remark	Pol/Phase
	MHz	dBm/m	dBm	dBm/m	dB	dB/m		
1	3490.000	-52.71	-61.35	-25.00	-27.71	8.64	Peak	Vertical
2	5185.980	-49.86	-61.59	-25.00	-24.86	11.73	Peak	Vertical
3	5235.000	-50.40	-62.23	-25.00	-25.40	11.83	Peak	Vertical
4 PP	7786.000	-49.16	-63.42	-25.00	-24.16	14.26	Peak	Vertical

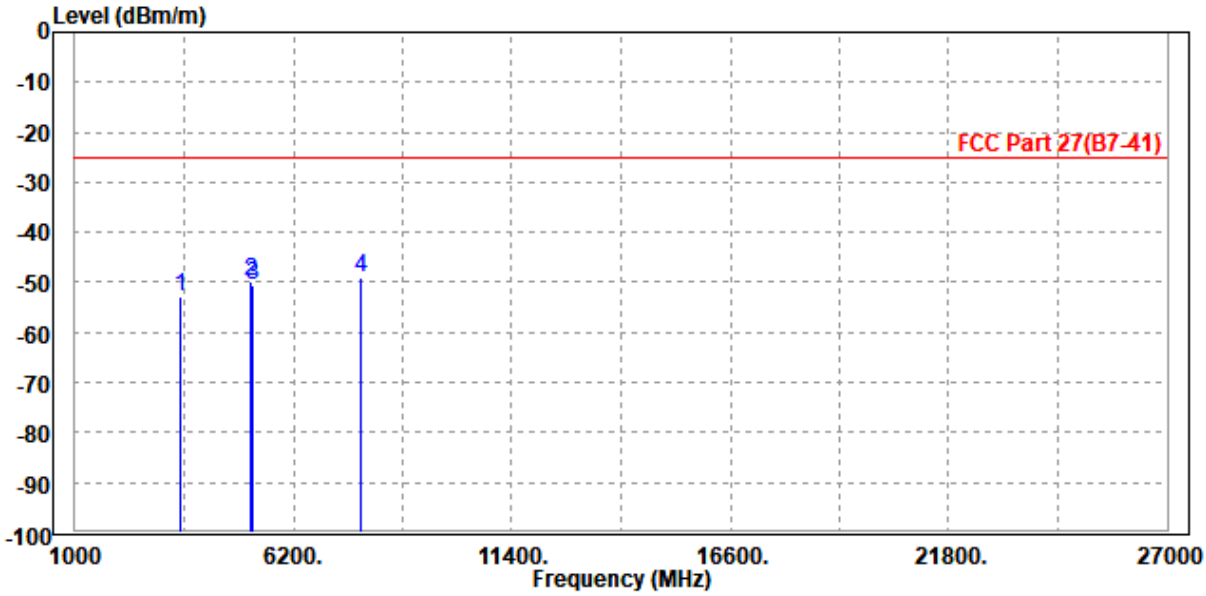

DC_12A_N66A

CHANNEL BANDWIDTH: 10MHz+30MHz / QPSK

MODE	TX channel 23095/349000	**FREQUENCY RANGE**	Above 1000MHz
ENVIRONMENTAL CONDITIONS	23deg. C, 70%RH	**INPUT POWER**	AC 120V/60HZ
TESTED BY	Jace Hu		
ANTENNA POLARITY & TEST DISTANCE: HORIZONTAL AT 3 M			

	Freq	Level	Read Level	Limit Line	Over Limit	Factor	Remark	Pol/Phase
	MHz	dBm/m	dBm	dBm/m	dB	dB/m		
1	1415.000	-56.94	-59.88	-13.00	-43.94	2.94	Peak	Horizontal
2	2122.500	-54.88	-59.96	-13.00	-41.88	5.08	Peak	Horizontal
3	3490.000	-52.99	-61.54	-13.00	-39.99	8.55	Peak	Horizontal
4 PP	5233.000	-51.13	-62.53	-13.00	-38.13	11.40	Peak	Horizontal

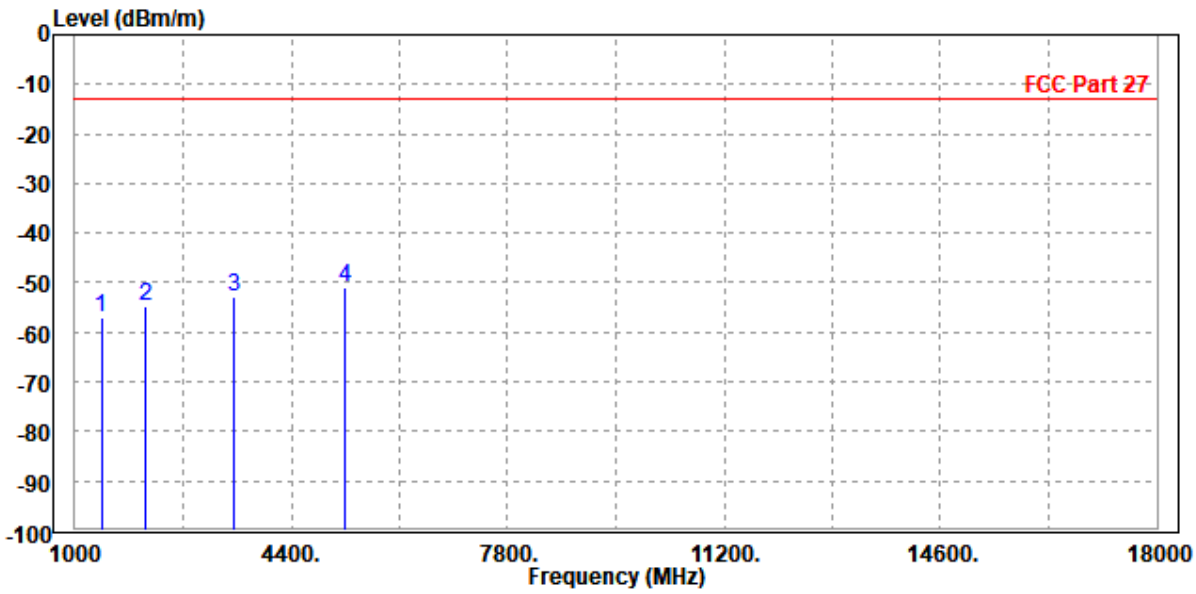

MODE	TX channel 23095/349000	FREQUENCY RANGE	Above 1000MHz
ENVIRONMENTAL CONDITIONS	23deg. C, 70%RH	INPUT POWER	AC 120V/60HZ
TESTED BY	Jace Hu		
ANTENNA POLARITY & TEST DISTANCE: VERTICAL AT 3 M			

	Freq	Level	Read Level	Limit Line	Over Limit	Factor	Remark	Pol/Phase
	MHz	dBm/m	dBm	dBm/m	dB	dB/m		
1	1408.000	-55.80	-58.71	-13.00	-42.80	2.91	Peak	Vertical
2	2122.500	-55.09	-59.53	-13.00	-42.09	4.44	Peak	Vertical
3	3490.000	-52.98	-61.62	-13.00	-39.98	8.64	Peak	Vertical
4 PP	5235.000	-49.93	-61.76	-13.00	-36.93	11.83	Peak	Vertical

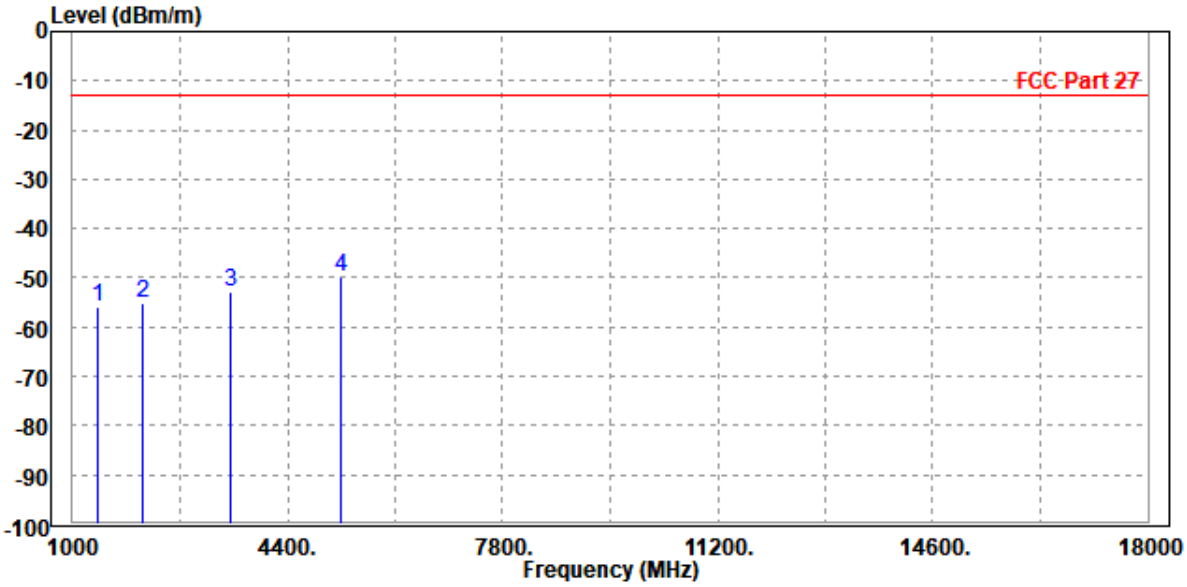

DC_2A_N71A

CHANNEL BANDWIDTH: 20MHz+20MHz / QPSK

MODE	TX channel 18900/136100	**FREQUENCY RANGE**	Above 1000MHz
ENVIRONMENTAL CONDITIONS	23deg. C, 70%RH	**INPUT POWER**	AC 120V/60HZ
TESTED BY	Jace Hu		
ANTENNA POLARITY & TEST DISTANCE: HORIZONTAL AT 3 M			

	Freq	Level	Read Level	Limit Line	Over Limit	Factor	Remark	Pol/Phase
	MHz	dBm/m	dBm	dBm/m	dB	dB/m		
1	1361.000	-56.22	-58.99	-13.00	-43.22	2.77	Peak	Horizontal
2	2041.500	-55.68	-60.54	-13.00	-42.68	4.86	Peak	Horizontal
3	3760.000	-51.99	-60.34	-13.00	-38.99	8.35	Peak	Horizontal
4 PP	5644.000	-50.44	-62.25	-13.00	-37.44	11.81	Peak	Horizontal

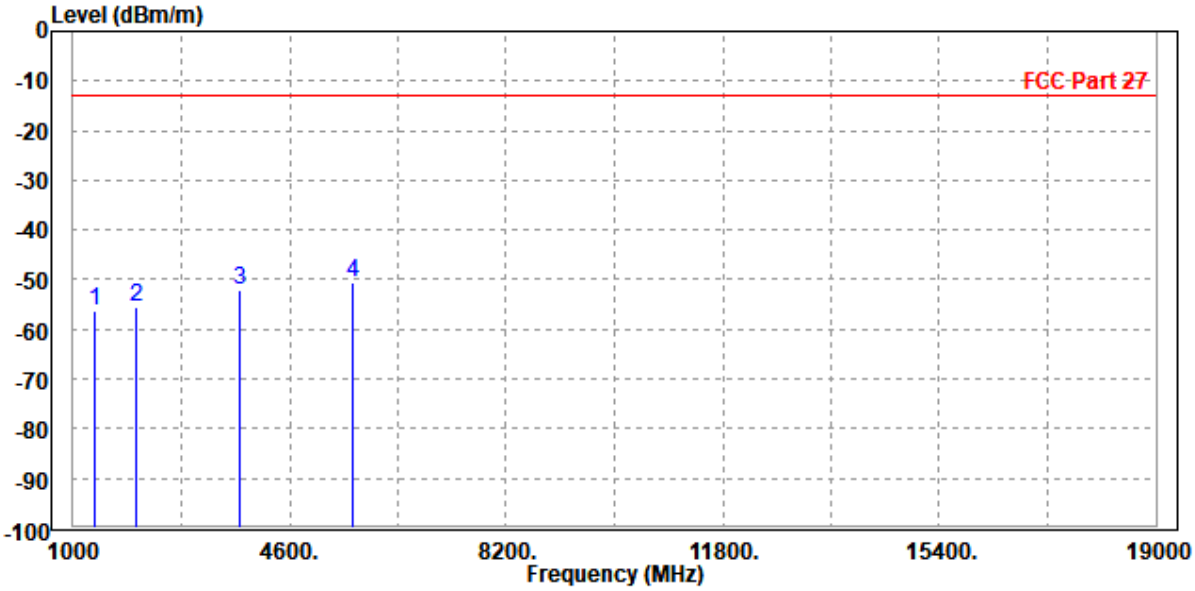

MODE	TX channel 18900/136100	FREQUENCY RANGE	Above 1000MHz
ENVIRONMENTAL CONDITIONS	23deg. C, 70%RH	INPUT POWER	AC 120V/60HZ
TESTED BY	Jace Hu		
ANTENNA POLARITY & TEST DISTANCE: VERTICAL AT 3 M			

		Freq	Level	Read Level	Limit Line	Over Limit	Factor	Remark	Pol/Phase
		MHz	dBm/m	dBm	dBm/m	dB	dB/m		
1		1360.000	-56.00	-58.79	-13.00	-43.00	2.79	Peak	Vertical
2		2041.500	-55.95	-60.10	-13.00	-42.95	4.15	Peak	Vertical
3		3760.000	-52.22	-60.85	-13.00	-39.22	8.63	Peak	Vertical
4	PP	5640.000	-50.36	-62.68	-13.00	-37.36	12.32	Peak	Vertical

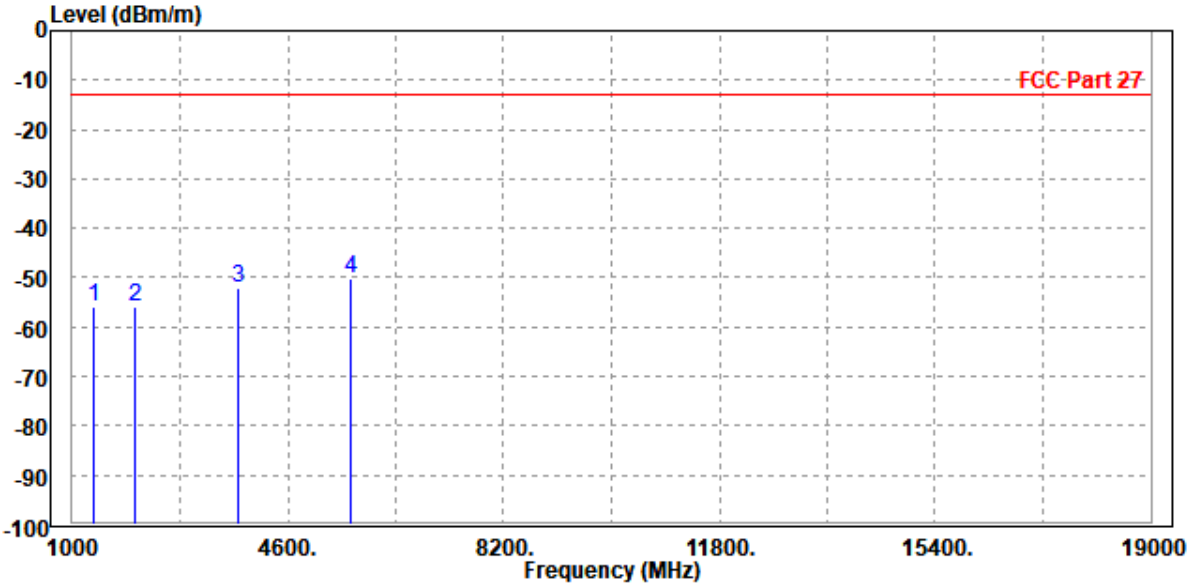

3.7 PEAK TO AVERAGE RATIO

3.7.1 LIMITS OF PEAK TO AVERAGE RATIO MEASUREMENT

In measuring transmissions in this band using an average power technique, the peak to-average ratio (PAR) of the transmission may not exceed 13 dB.

3.7.2 TEST SETUP

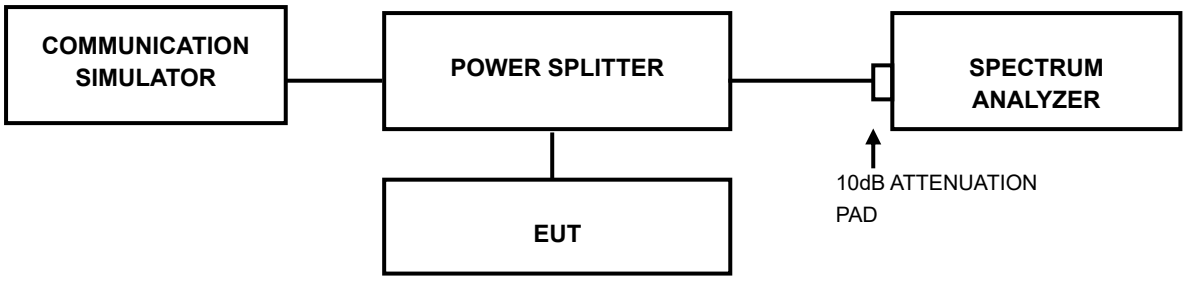

3.7.3 TEST PROCEDURES

1. Set resolution/measurement bandwidth ≥ signal's occupied bandwidth;
2. Set the number of counts to a value that stabilizes the measured CCDF curve;
3. Record the maximum PAPR level associated with a probability of 0.1%.

3.7.4 TEST RESULTS

Please Refer to Appendix K Of this test report.

4 INFORMATION ON THE TESTING LABORATORIES

We, BV 7LAYERS COMMUNICATIONS TECHNOLOGY (SHENZHEN) CO. LTD., were founded in 2015 to provide our best service in EMC, Radio, Telecom and Safety consultation. Our laboratories are accredited and approved according to ISO/IEC 17025.

If you have any comments, please feel free to contact us at the following:

Shenzhen EMC/RF Lab:
Tel: +86-755-88696566
Fax: +86-755-88696577

Email: customerservice.sw@bureauveritas.com
Web Site: www.adt.com.tw

The address and road map of all our labs can be found in our web site also.

5 MODIFICATIONS RECORDERS FOR ENGINEERING CHANGES TO THE EUT BY THE LAB

No any modifications are made to the EUT by the lab during the test.

--END--