Test Data:

Test Mode	Channel	Interference Frequency [MHz]		Status	Awgn Power [dBm]	Gain [dB]	Path Loss [dB]	Adjusted Power [dBm]	Limit [dBm]	Detection Rate		Verdict
										Result [%]	Limit [%]	
11AX20	6135	Center	6135	OFF	-61.21	0.90	0	-62.11	-62	90	90	PASS
11AX20	6135	Center	6135	Minimal	-62.14	0.90	0	-63.04	-62	0	---	---
11AX20	6135	Center	6135	ON	-76.1	0.90	0	-77.00	-62	---	---	---
11AX20	6455	Center	6455	OFF	-62.05	0.90	0	-62.95	-62	90	90	PASS
11AX20	6455	Center	6455	Minimal	-63.03	0.90	0	-63.93	-62	20	---	---
11AX20	6455	Center	6455	ON	-66.1	0.90	0	-67.00	-62	---	---	---
11AX20	6535	Center	6535	OFF	-65.27	0.74	0	-66.01	-62	90	90	PASS
11AX20	6535	Center	6535	Minimal	-66.22	0.74	0	-66.96	-62	20	---	---
11AX20	6535	Center	6535	ON	-65.26	0.74	0	-66.00	-62	---	---	---
11AX20	6935	Center	6935	OFF	-75.51	0.74	0	-76.25	-62	100	90	PASS
11AX20	6935	Center	6935	Minimal	-76.03	0.74	0	-76.77	-62	0	---	---
11AX20	6935	Center	6935	ON	-80.26	0.74	0	-81.00	-62	---	---	---
11AX160	6185	Center	6185	OFF	-73.3	0.90	0	-74.20	-62	100	90	PASS
11AX160	6185	High	6260	OFF	-73.92	0.90	0	-74.82	-62	100	90	PASS
11AX160	6185	Low	6110	OFF	-73.4	0.90	0	-74.30	-62	90	90	PASS
11AX160	6185	Center	6185	Minimal	-74.02	0.90	0	-74.92	-62	30	---	---
11AX160	6185	Low	6110	Minimal	-74.07	0.90	0	-74.97	-62	20	---	---
11AX160	6185	High	6260	Minimal	-74.52	0.90	0	-75.42	-62	0	---	---
11AX160	6185	Center	6185	ON	-76.1	0.90	0	-77.00	-62	---	---	---
11AX160	6185	High	6260	ON	-80.1	0.90	0	-81.00	-62	---	---	---
11AX160	6185	Low	6110	ON	-80.1	0.90	0	-81.00	-62	---	---	---
11AX160	6505	Low	6430	OFF	-72.77	0.90	0	-73.67	-62	100	90	PASS
11AX160	6505	Center	6505	OFF	-68.89	0.90	0	-69.79	-62	100	90	PASS
11AX160	6505	High	6580	OFF	-72.06	0.90	0	-72.96	-62	90	90	PASS
11AX160	6505	Low	6430	Minimal	-73.42	0.90	0	-74.32	-62	60	---	---
11AX160	6505	Center	6505	Minimal	-69.78	0.90	0	-70.68	-62	20	---	---
11AX160	6505	High	6580	Minimal	-72.83	0.90	0	-73.73	-62	0	---	---
11AX160	6505	Low	6430	ON	-80.1	0.90	0	-81.00	-62	---	---	---
11AX160	6505	Center	6505	ON	-76.1	0.90	0	-77.00	-62	---	---	---
11AX160	6505	High	6580	ON	-80.1	0.90	0	-81.00	-62	---	---	---
11AX160	6665	Low	6590	OFF	-72.91	0.74	0	-73.65	-62	90	90	PASS
11AX160	6665	Center	6665	OFF	-68.85	0.74	0	-69.59	-62	100	90	PASS
11AX160	6665	High	6740	OFF	-68.74	0.74	0	-69.48	-62	100	90	PASS
11AX160	6665	Low	6590	Minimal	-73.68	0.74	0	-74.42	-62	0	---	---
11AX160	6665	Center	6665	Minimal	-69.73	0.74	0	-70.47	-62	30	---	---
11AX160	6665	High	6740	Minimal	-69.64	0.74	0	-70.38	-62	10	---	---
11AX160	6665	Low	6590	ON	-76.26	0.74	0	-77.00	-62	---	---	---
11AX160	6665	Center	6665	ON	-76.26	0.74	0	-77.00	-62	---	---	---
11AX160	6665	High	6740	ON	-76.26	0.74	0	-77.00	-62	---	---	---
11AX160	6985	Center	6985	OFF	-69.02	0.74	0	-69.76	-62	90	90	PASS
11AX160	6985	Low	6910	OFF	-71.48	0.74	0	-72.22	-62	90	90	PASS
11AX160	6985	High	7060	OFF	-73.82	0.74	0	-74.56	-62	100	90	PASS
11AX160	6985	Center	6985	Minimal	-69.93	0.74	0	-70.67	-62	0	---	---
11AX160	6985	Low	6910	Minimal	-72.24	0.74	0	-72.98	-62	0	---	---
11AX160	6985	High	7060	Minimal	-74.44	0.74	0	-75.18	-62	0	---	---
11AX160	6985	Center	6985	ON	-76.26	0.74	0	-77.00	-62	---	---	---
11AX160	6985	Low	6910	ON	-76.26	0.74	0	-77.00	-62	---	---	---
11AX160	6985	High	7060	ON	-80.26	0.74	0	-81.00	-62	---	---	---

Note: Adjusted Power= Injected AWGN Power - Antenna Gain + Path Loss

Test Mode	Ch.	Interference Frequency [MHz]		Status	T1	T2	T3	T4	T5	T6	T7	T8	T9	T10	Rate [%]	Limit [%]	Verdict
11AX20	6135	Center	6135	OFF	1	1	1	0	1	1	1	1	1	1	90	90	PASS
11AX20	6135	Center	6135	Minimal	---	---	---	---	---	---	---	---	---	---	0	---	---
11AX20	6135	Center	6135	ON	---	---	---	---	---	---	---	---	---	---	---	---	---
11AX20	6455	Center	6455	OFF	1	1	1	1	1	1	0	1	1	1	90	90	PASS
11AX20	6455	Center	6455	Minimal	---	---	---	---	---	---	---	---	---	---	20	---	---
11AX20	6455	Center	6455	ON	---	---	---	---	---	---	---	---	---	---	---	---	---
11AX20	6535	Center	6535	OFF	1	1	1	1	0	1	1	1	1	1	90	90	PASS
11AX20	6535	Center	6535	Minimal	---	---	---	---	---	---	---	---	---	---	20	---	---
11AX20	6535	Center	6535	ON	---	---	---	---	---	---	---	---	---	---	---	---	---
11AX20	6935	Center	6935	OFF	1	1	1	1	1	1	1	1	1	1	100	90	PASS
11AX20	6935	Center	6935	Minimal	---	---	---	---	---	---	---	---	---	---	0	---	---
11AX20	6935	Center	6935	ON	---	---	---	---	---	---	---	---	---	---	---	---	---
11AX160	6185	Low	6110	OFF	1	1	0	1	1	1	1	1	1	1	90	90	PASS
11AX160	6185	Center	6185	OFF	1	1	1	1	1	1	1	1	1	1	100	90	PASS
11AX160	6185	High	6260	OFF	1	1	1	1	1	1	1	1	1	1	100	90	PASS
11AX160	6185	Low	6110	Minimal	---	---	---	---	---	---	---	---	---	---	20	---	---
11AX160	6185	Center	6185	Minimal	---	---	---	---	---	---	---	---	---	---	30	---	---
11AX160	6185	High	6260	Minimal	---	---	---	---	---	---	---	---	---	---	0	---	---
11AX160	6185	Center	6185	ON	---	---	---	---	---	---	---	---	---	---	---	---	---
11AX160	6185	Low	6110	ON	---	---	---	---	---	---	---	---	---	---	---	---	---
11AX160	6185	High	6260	ON	---	---	---	---	---	---	---	---	---	---	---	---	---
11AX160	6505	Low	6430	OFF	1	1	1	1	1	1	1	1	1	1	100	90	PASS
11AX160	6505	Center	6505	OFF	1	1	1	1	1	1	1	1	1	1	100	90	PASS
11AX160	6505	High	6580	OFF	1	1	0	1	1	1	1	1	1	1	90	90	PASS
11AX160	6505	Low	6430	Minimal	---	---	---	---	---	---	---	---	---	---	60	---	---
11AX160	6505	Center	6505	Minimal	---	---	---	---	---	---	---	---	---	---	20	---	---
11AX160	6505	High	6580	Minimal	---	---	---	---	---	---	---	---	---	---	0	---	---
11AX160	6505	Low	6430	ON	---	---	---	---	---	---	---	---	---	---	---	---	---
11AX160	6505	Center	6505	ON	---	---	---	---	---	---	---	---	---	---	---	---	---
11AX160	6505	High	6580	ON	---	---	---	---	---	---	---	---	---	---	---	---	---
11AX160	6665	Low	6590	OFF	1	1	1	1	0	1	1	1	1	1	90	90	PASS
11AX160	6665	Center	6665	OFF	1	1	1	1	1	1	1	1	1	1	100	90	PASS
11AX160	6665	High	6740	OFF	1	1	1	1	1	1	1	1	1	1	100	90	PASS
11AX160	6665	Low	6590	Minimal	---	---	---	---	---	---	---	---	---	---	0	---	---
11AX160	6665	Center	6665	Minimal	---	---	---	---	---	---	---	---	---	---	30	---	---
11AX160	6665	High	6740	Minimal	---	---	---	---	---	---	---	---	---	---	10	---	---
11AX160	6665	Low	6590	ON	---	---	---	---	---	---	---	---	---	---	---	---	---
11AX160	6665	Center	6665	ON	---	---	---	---	---	---	---	---	---	---	---	---	---
11AX160	6665	High	6740	ON	---	---	---	---	---	---	---	---	---	---	---	---	---
11AX160	6985	Center	6985	OFF	1	0	1	1	1	1	1	1	1	1	90	90	PASS
11AX160	6985	Low	6910	OFF	1	1	1	1	1	1	1	0	1	1	90	90	PASS
11AX160	6985	High	7060	OFF	1	1	1	1	1	1	1	1	1	1	100	90	PASS
11AX160	6985	Center	6985	Minimal	---	---	---	---	---	---	---	---	---	---	0	---	---
11AX160	6985	Low	6910	Minimal	---	---	---	---	---	---	---	---	---	---	0	---	---
11AX160	6985	High	7060	Minimal	---	---	---	---	---	---	---	---	---	---	0	---	---
11AX160	6985	Center	6985	ON	---	---	---	---	---	---	---	---	---	---	---	---	---
11AX160	6985	Low	6910	ON	---	---	---	---	---	---	---	---	---	---	---	---	---
11AX160	6985	High	7060	ON	---	---	---	---	---	---	---	---	---	---	---	---	---

Note: CBP Detection Trials (1=Detection, 0=No Detection).

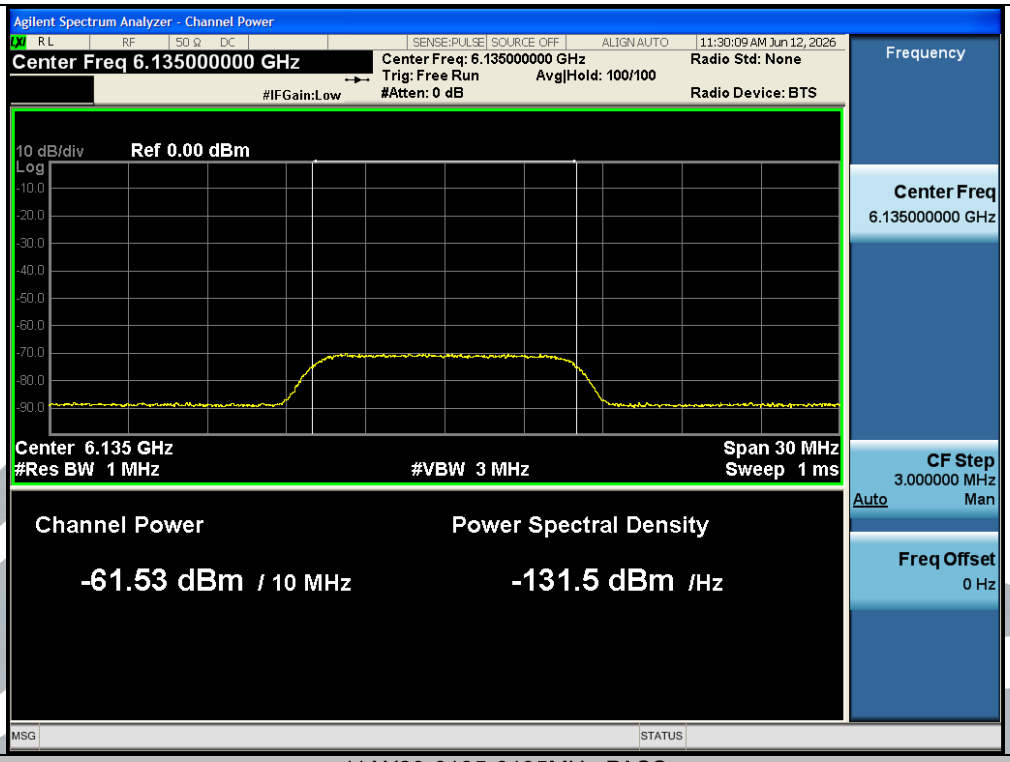

11AX20-6135-6135MHz-PASS

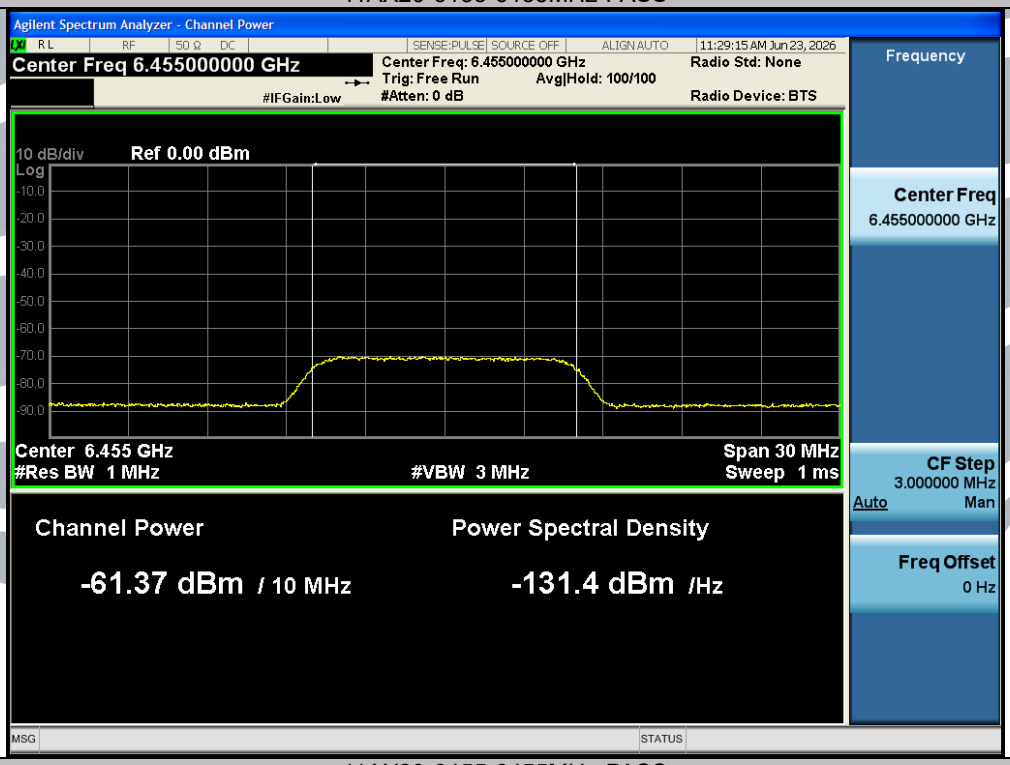

11AX20-6455-6455MHz-PASS

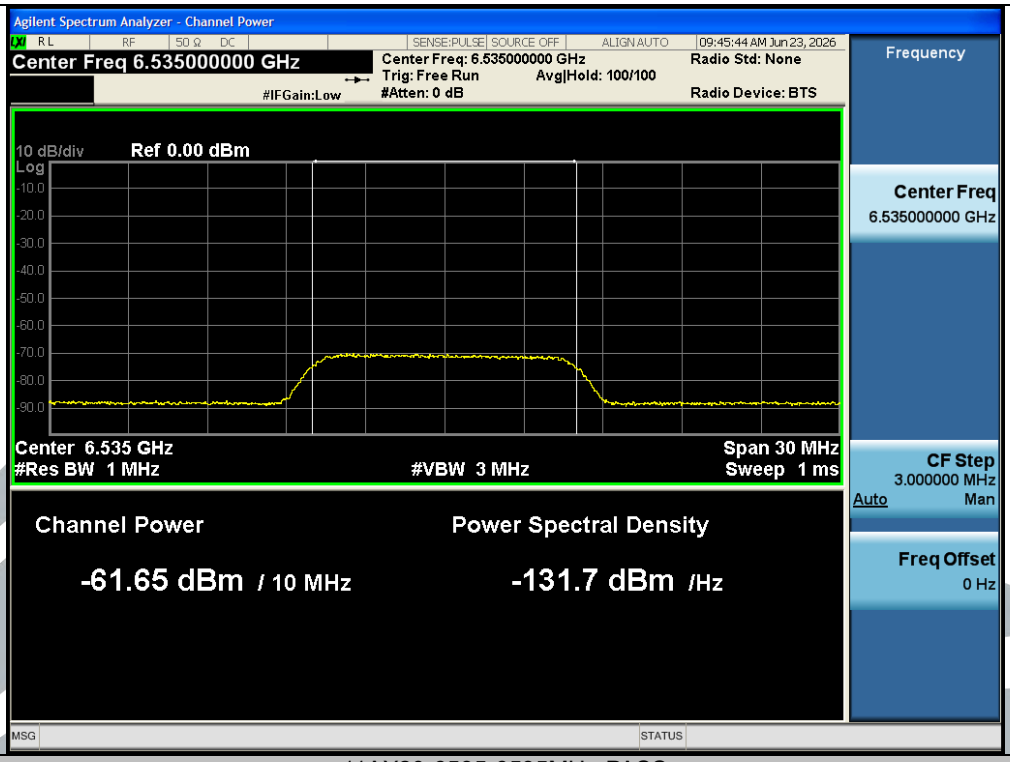

11AX20-6535-6535MHz-PASS

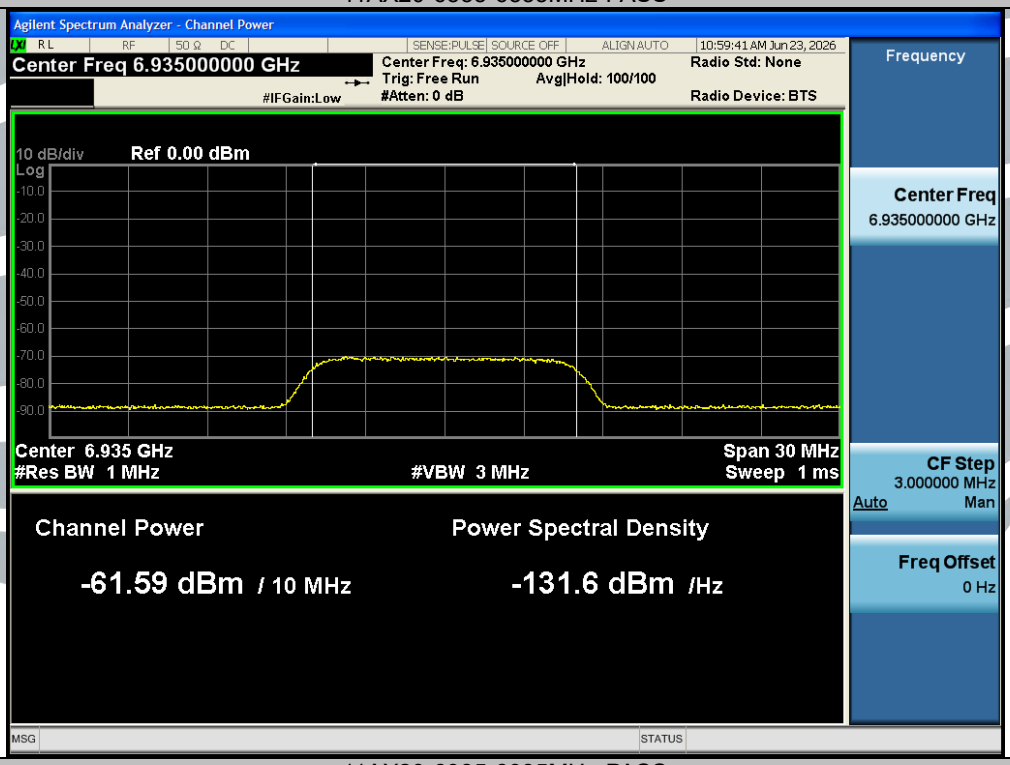

11AX20-6935-6935MHz-PASS

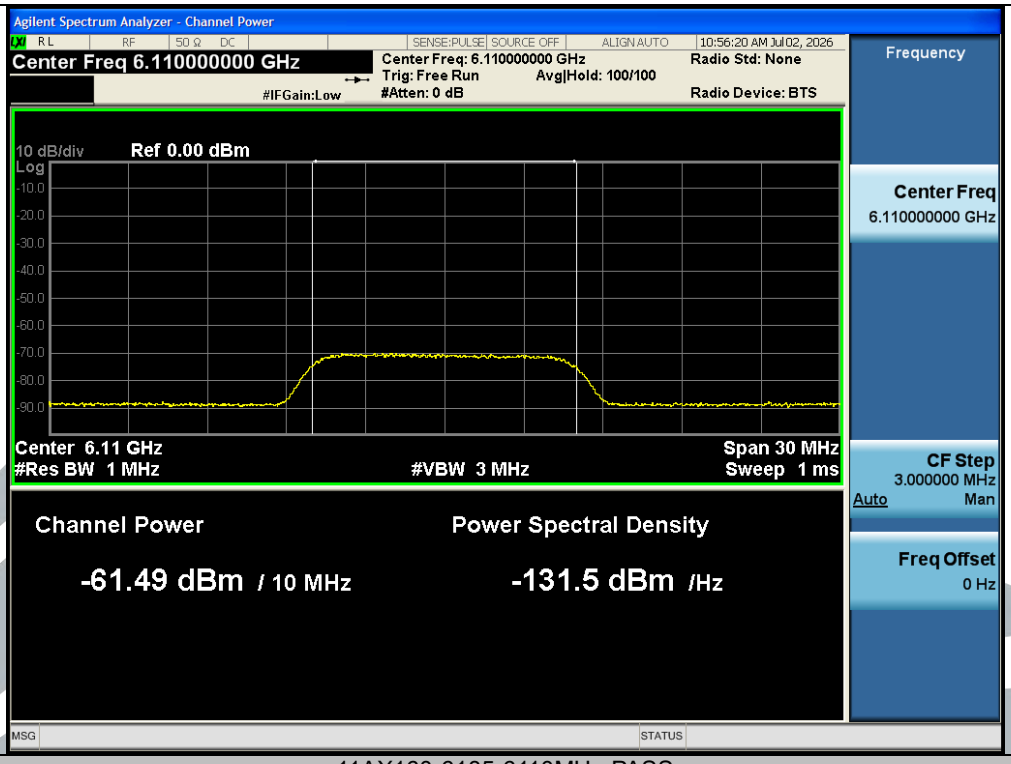

11AX160-6185-6110MHz-PASS

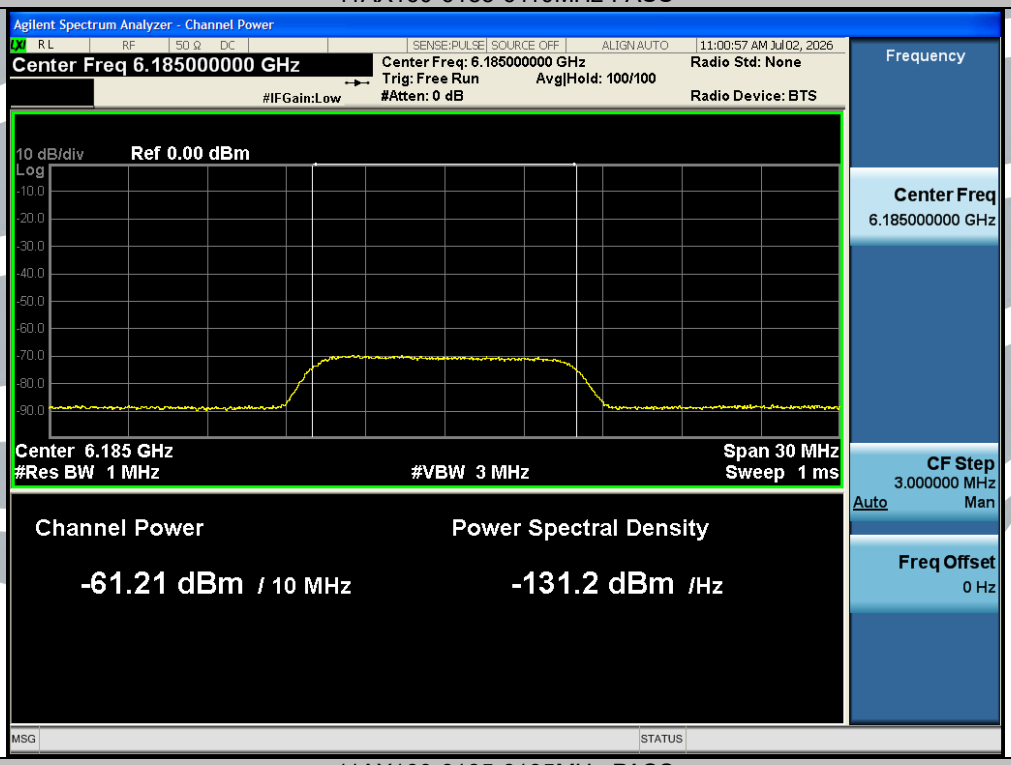

11AX160-6185-6185MHz-PASS

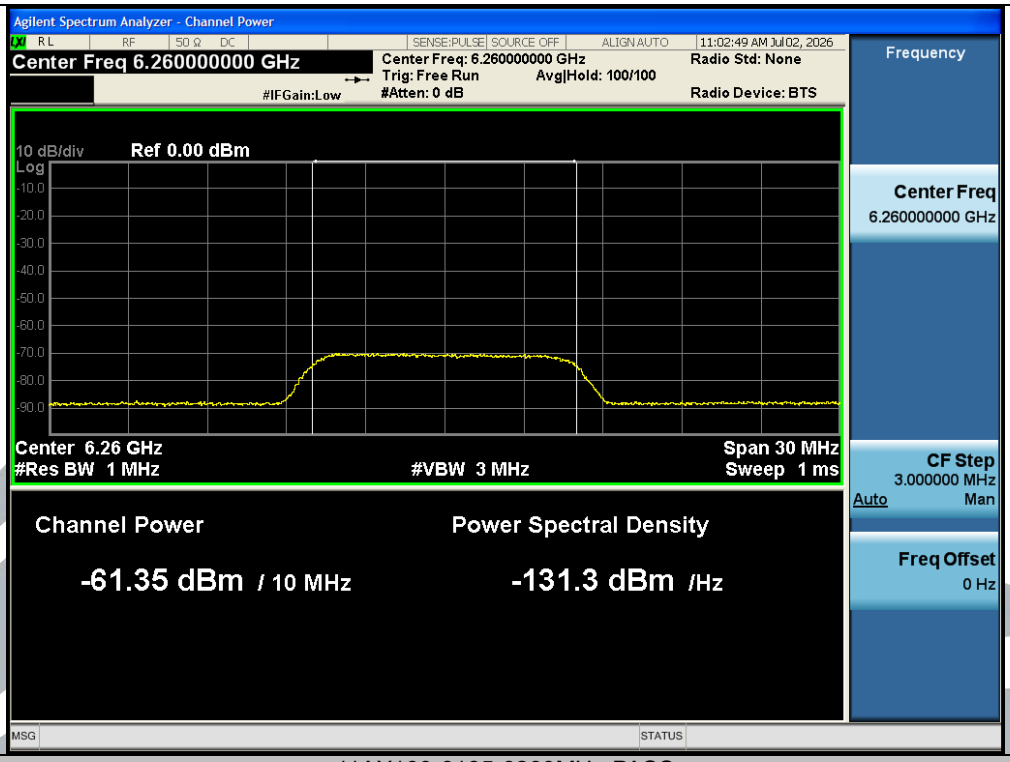

11AX160-6185-6260MHz-PASS

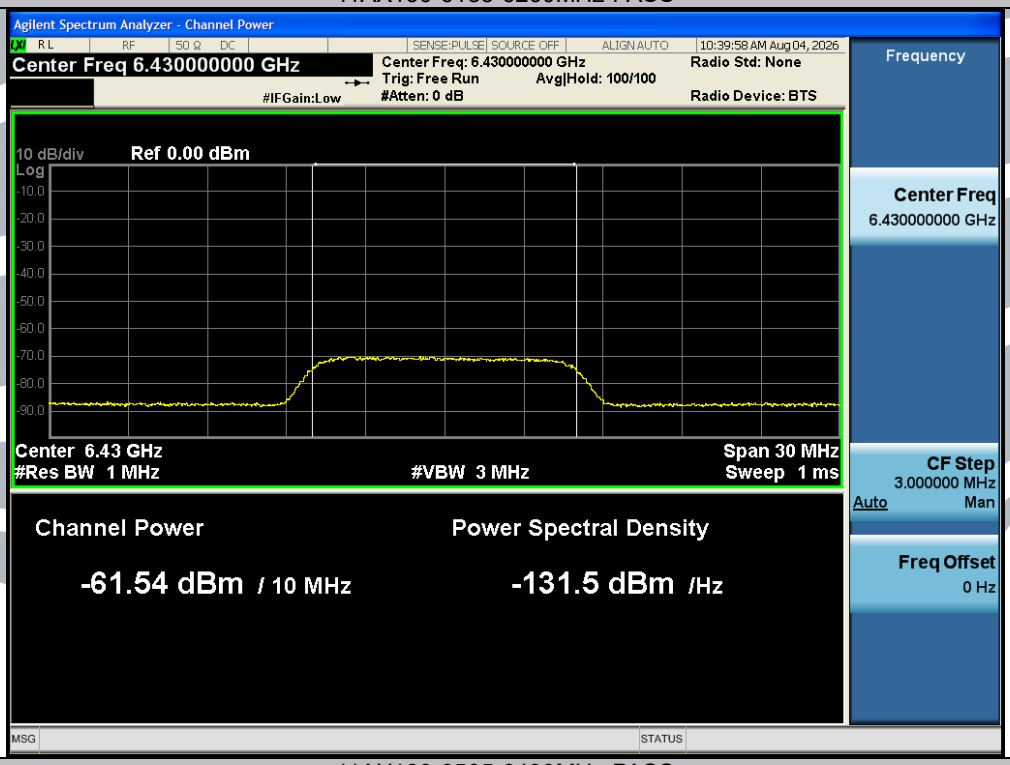

11AX160-6505-6430MHz-PASS

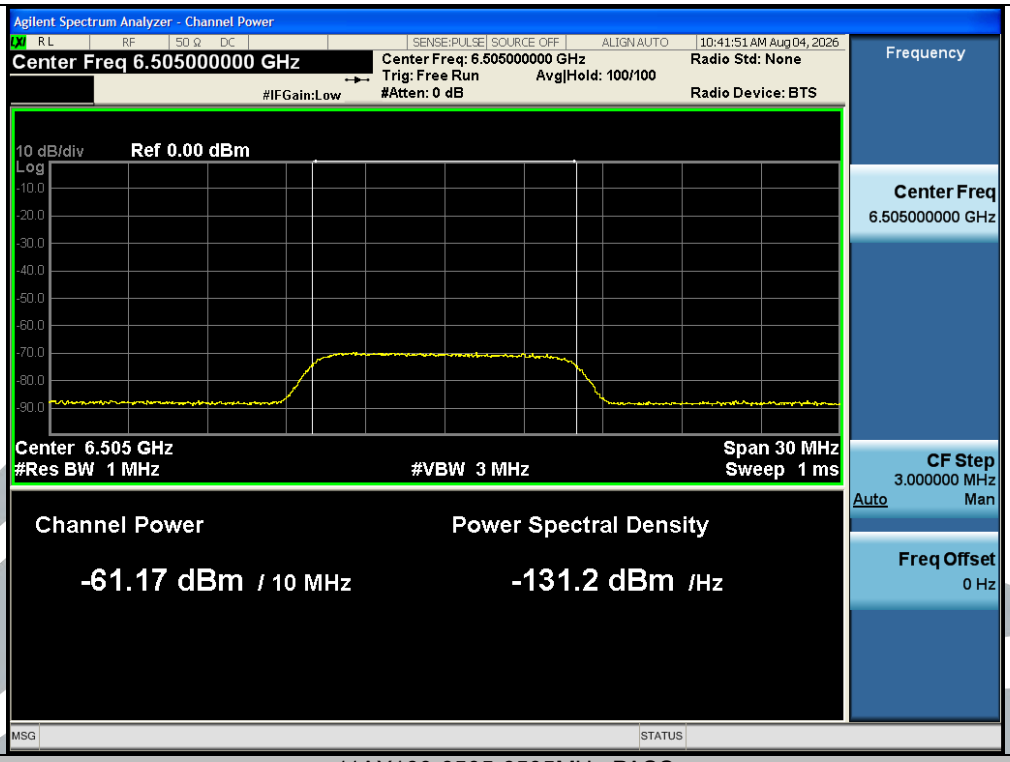

11AX160-6505-6505MHz-PASS

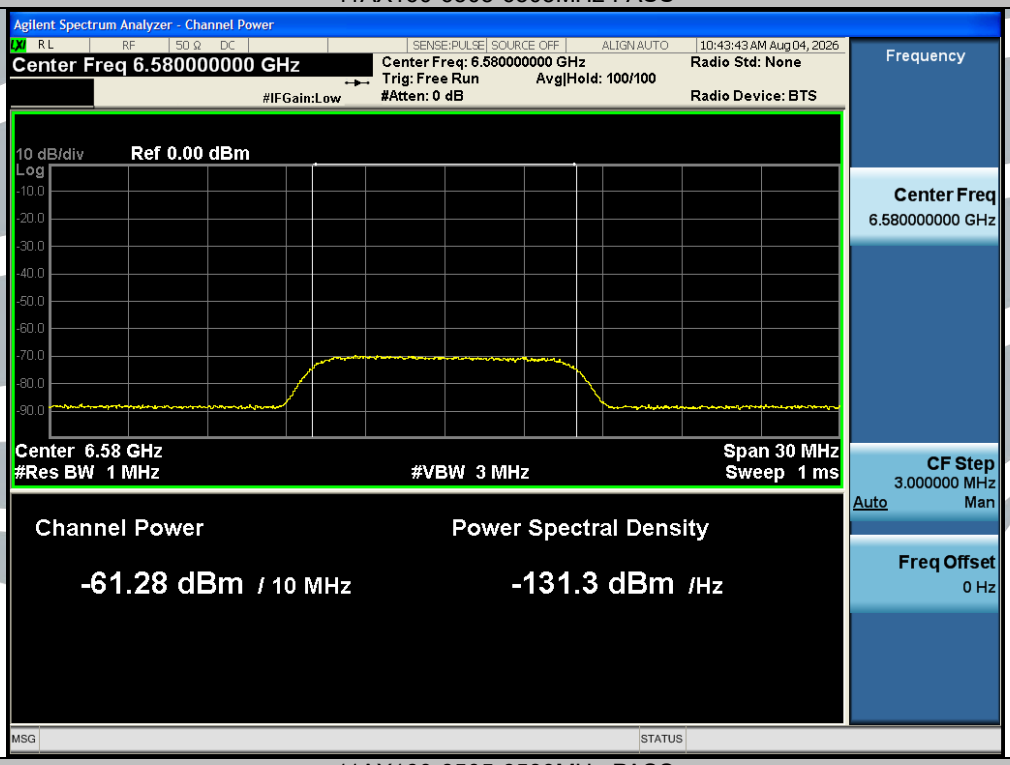

11AX160-6505-6580MHz-PASS

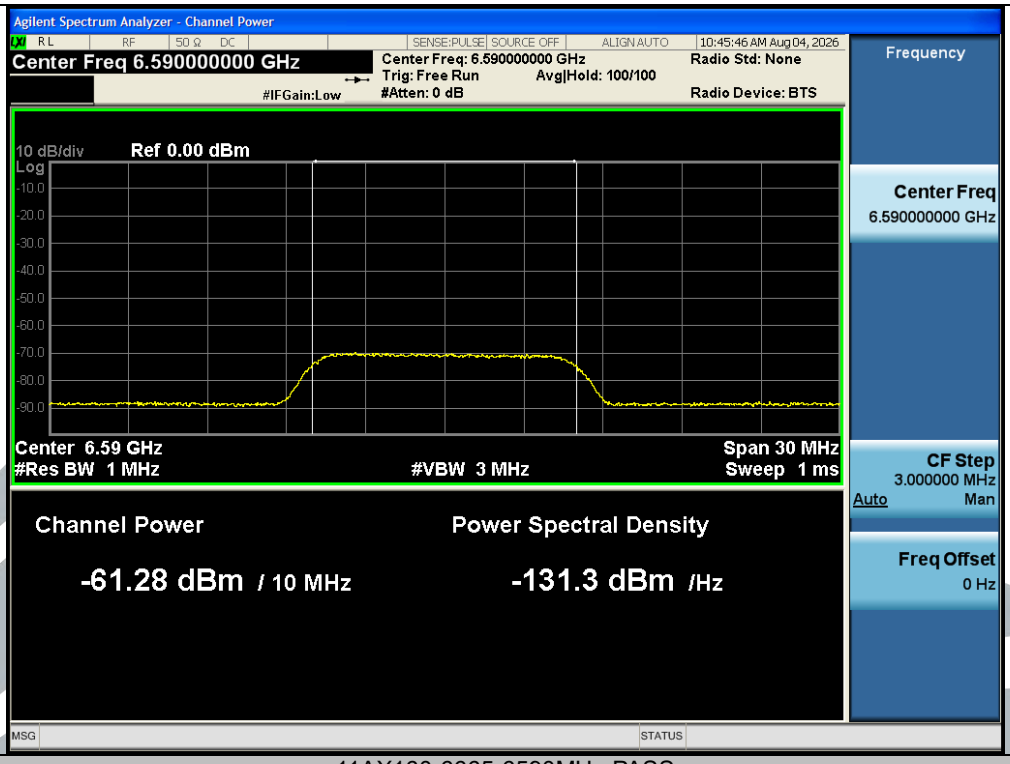

11AX160-6665-6590MHz-PASS

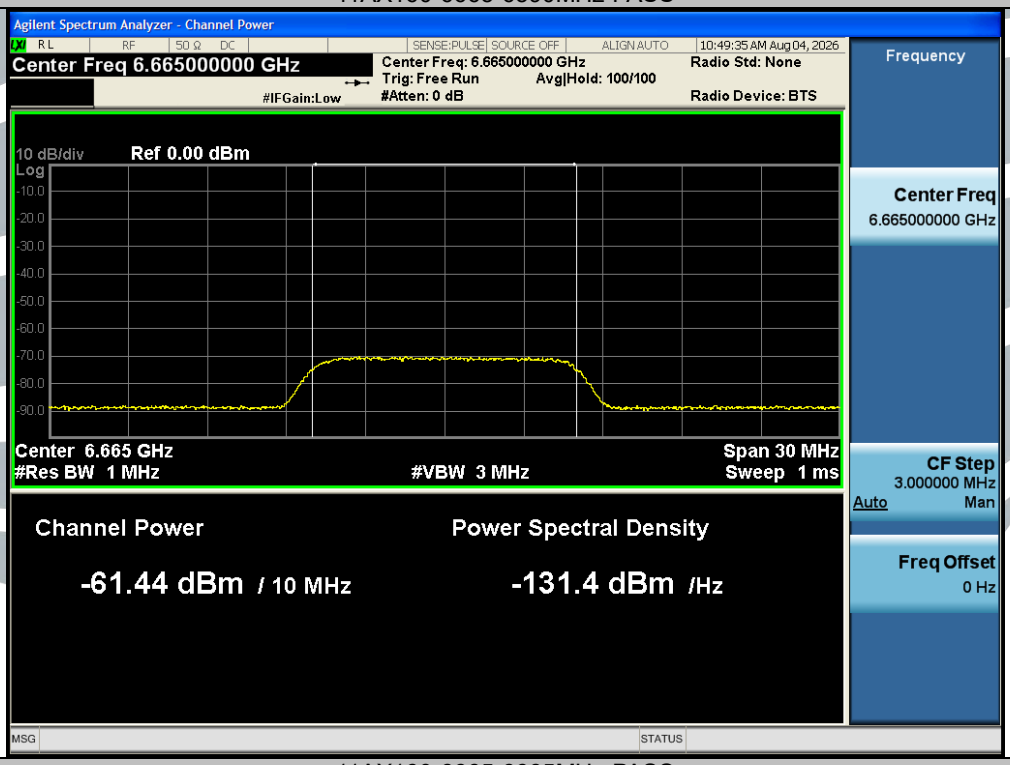

11AX160-6665-6665MHz-PASS

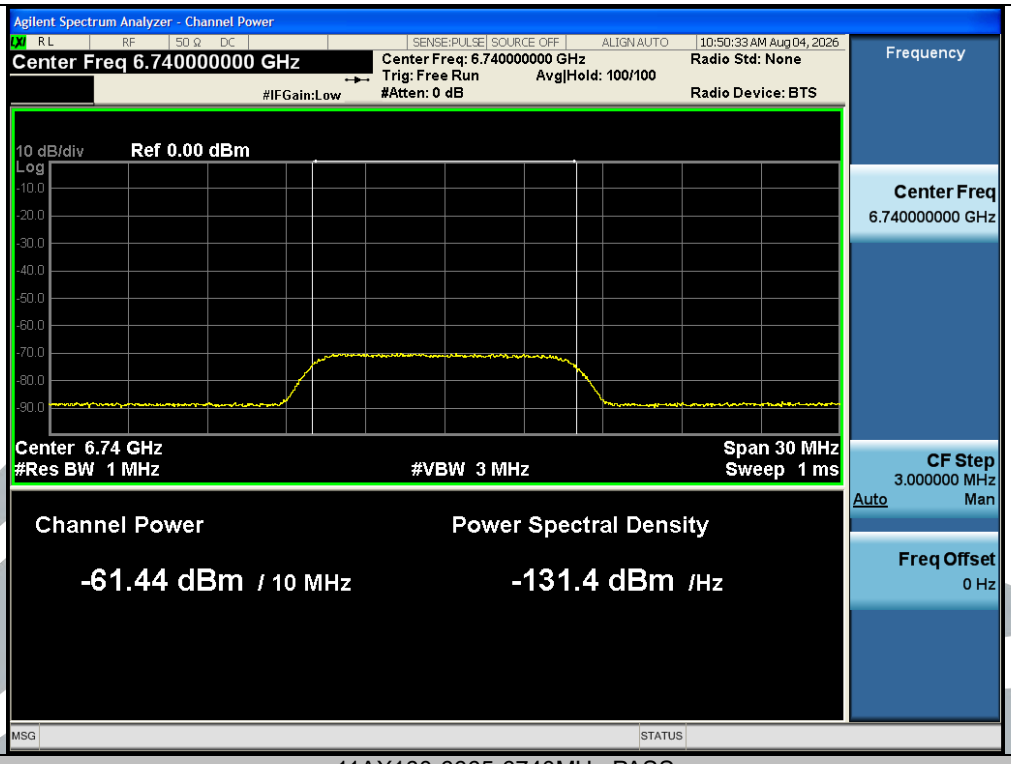

11AX160-6665-6740MHz-PASS

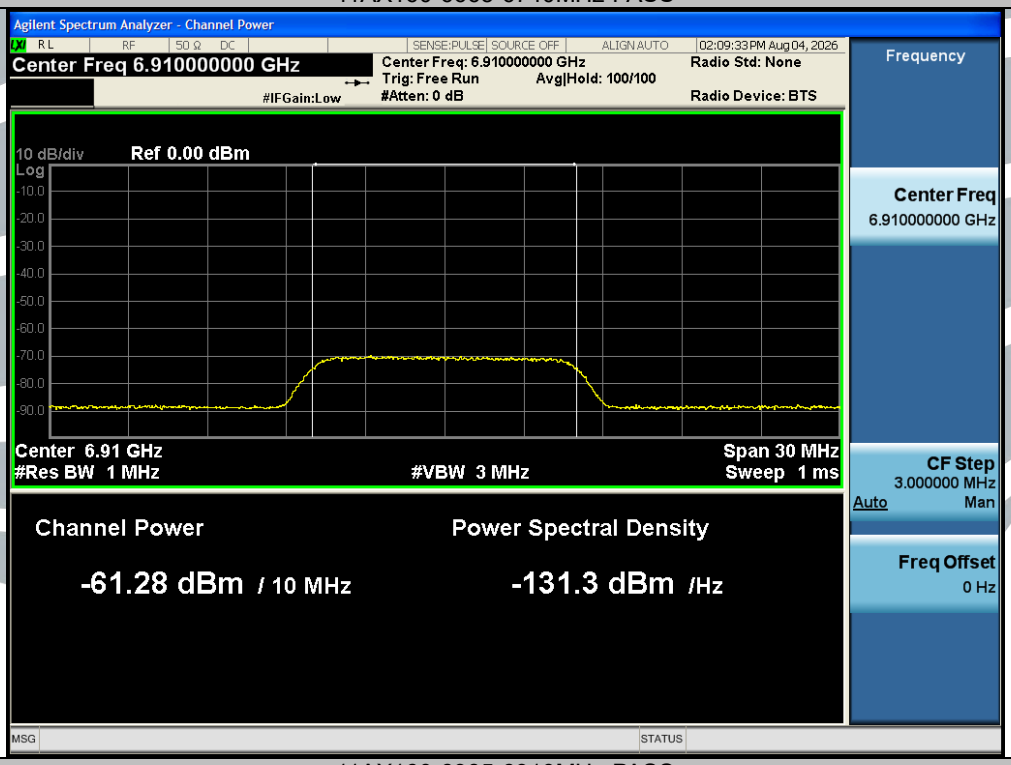

11AX160-6985-6910MHz-PASS

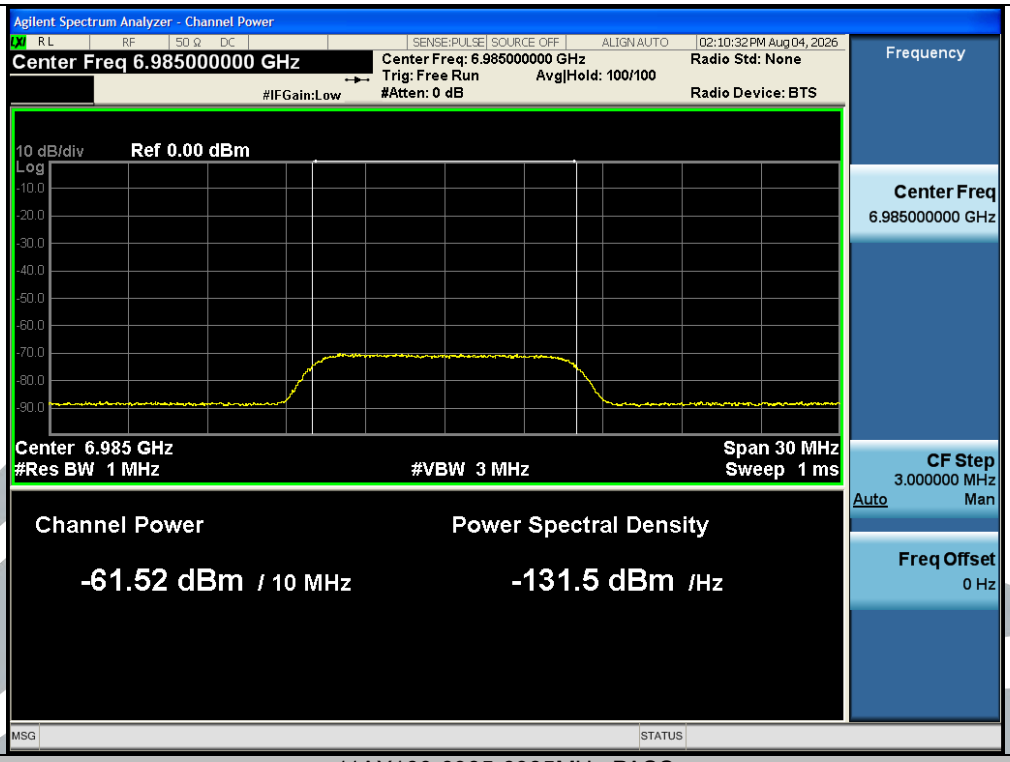

11AX160-6985-6985MHz-PASS

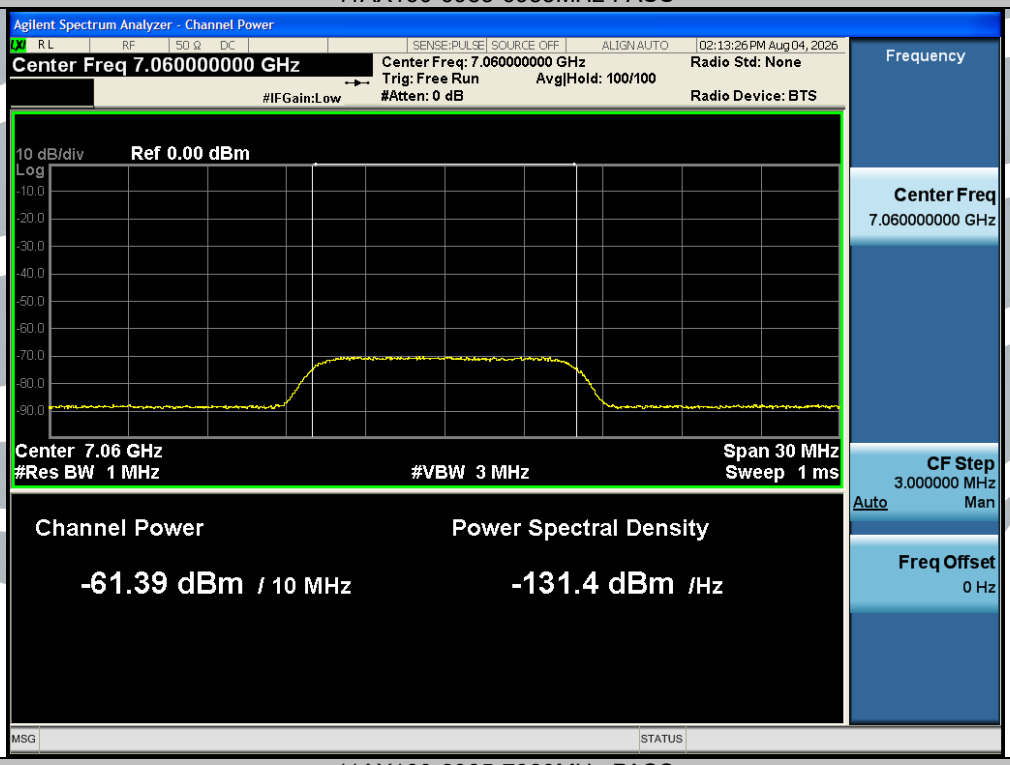

11AX160-6985-7060MHz-PASS

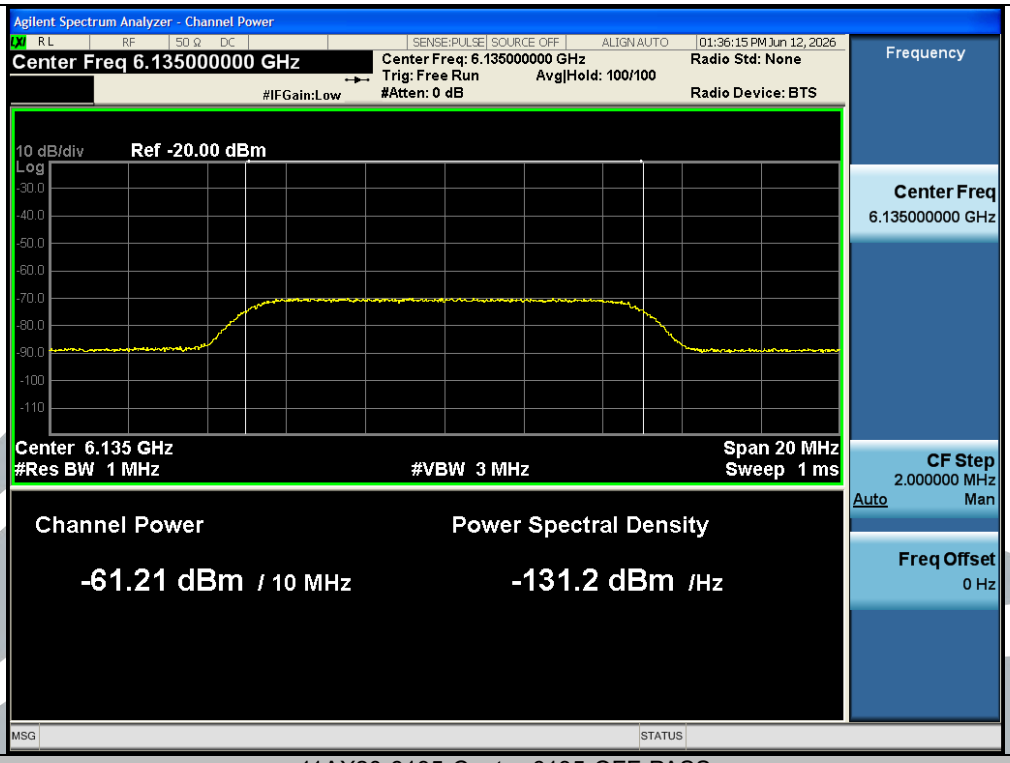

11AX20-6135-Center-6135-OFF-PASS

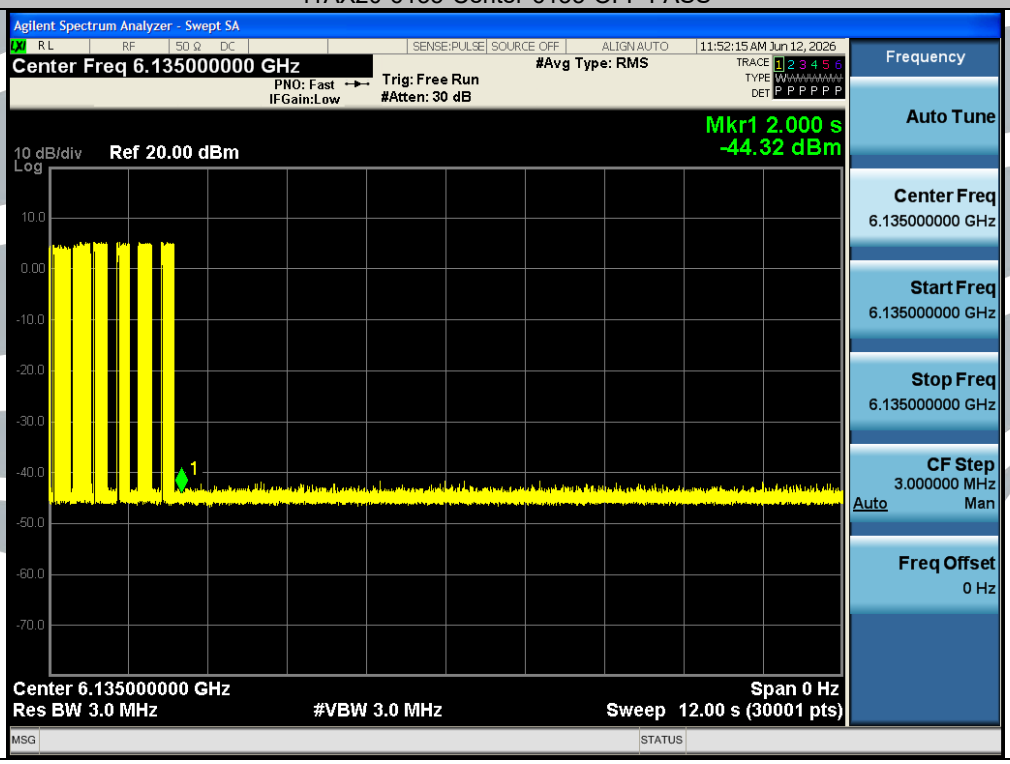

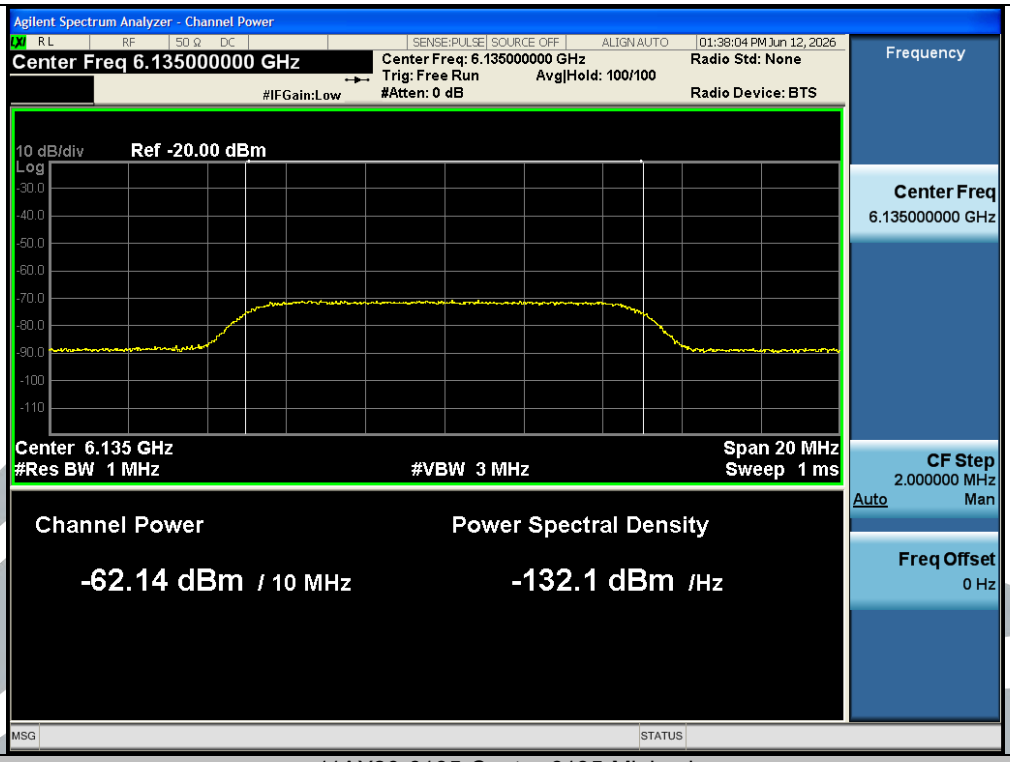

11AX20-6135-Center-6135-Minimal

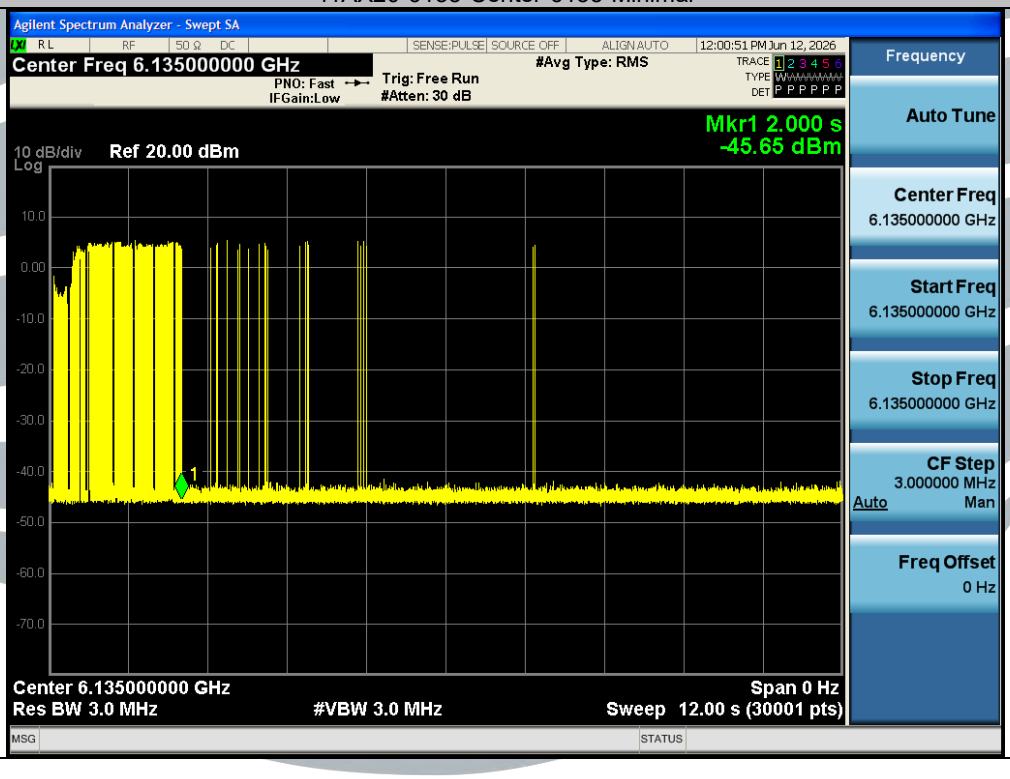

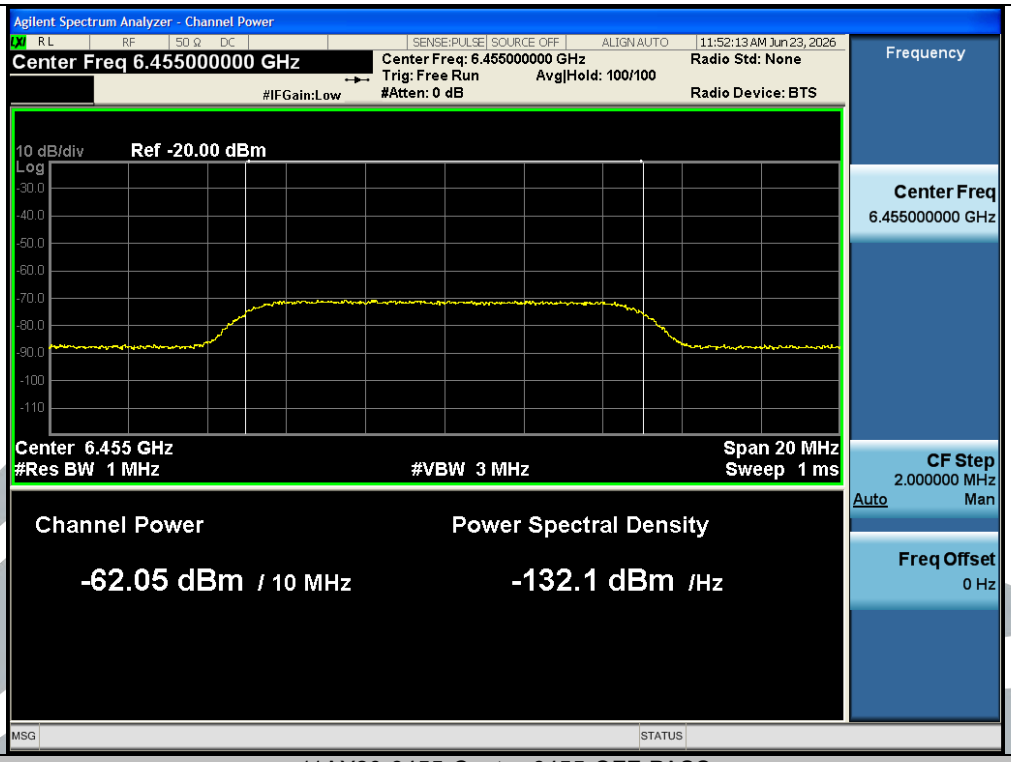

11AX20-6455-Center-6455-OFF-PASS

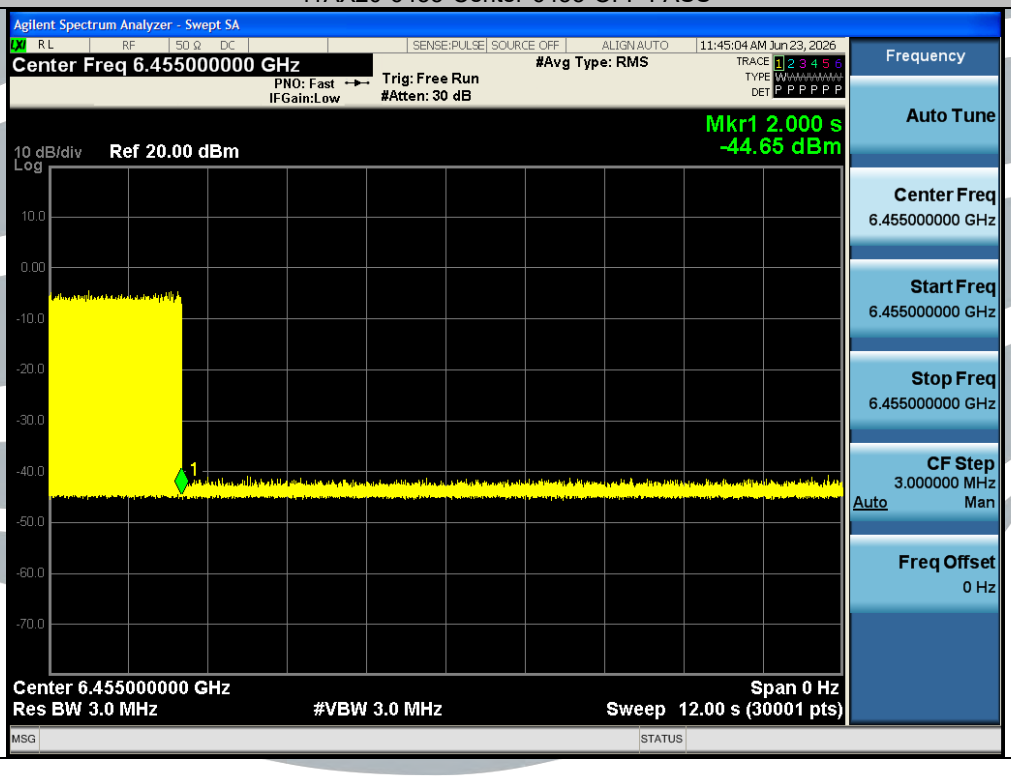

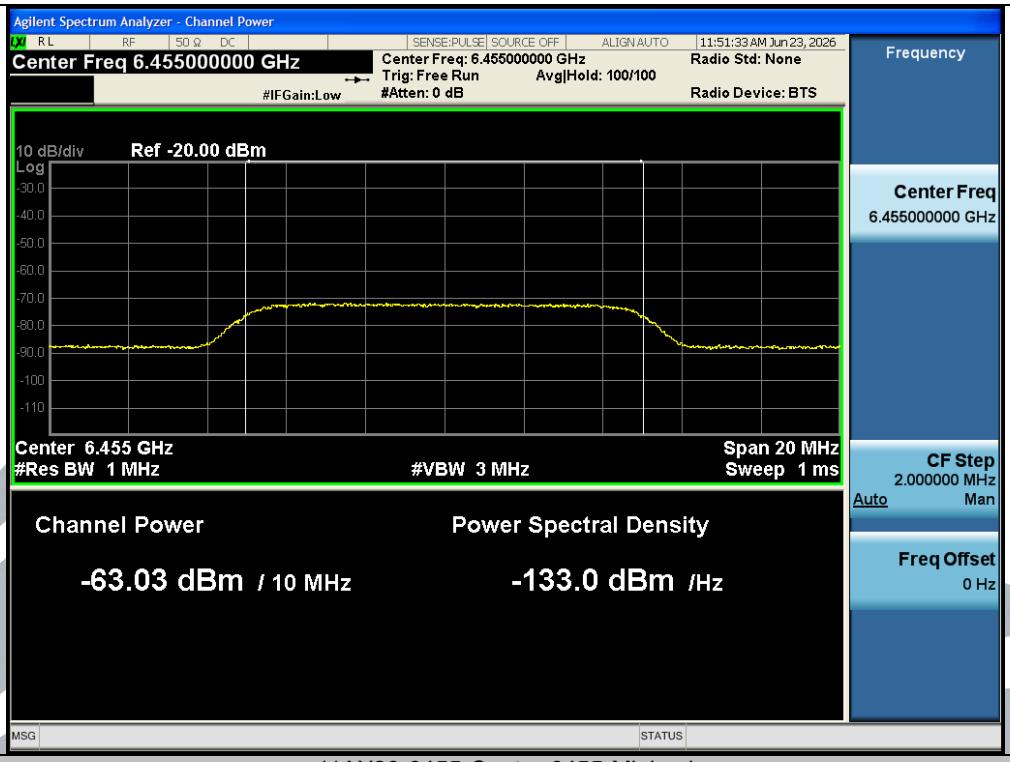

11AX20-6455-Center-6455-Minimal

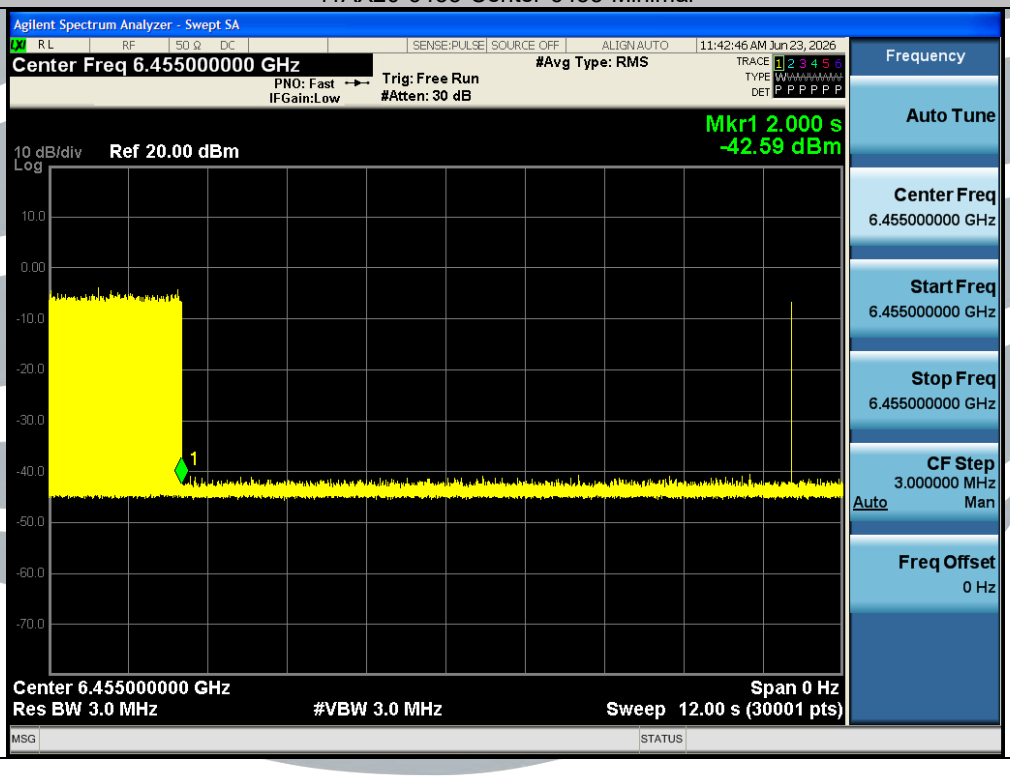

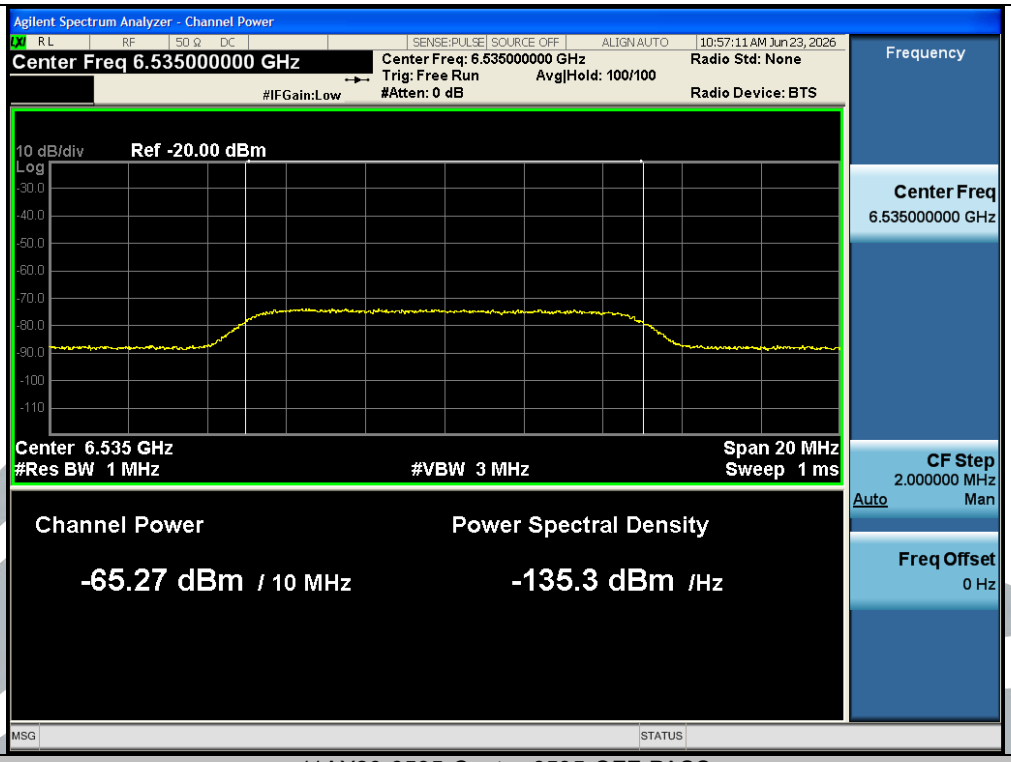

11AX20-6535-Center-6535-OFF-PASS

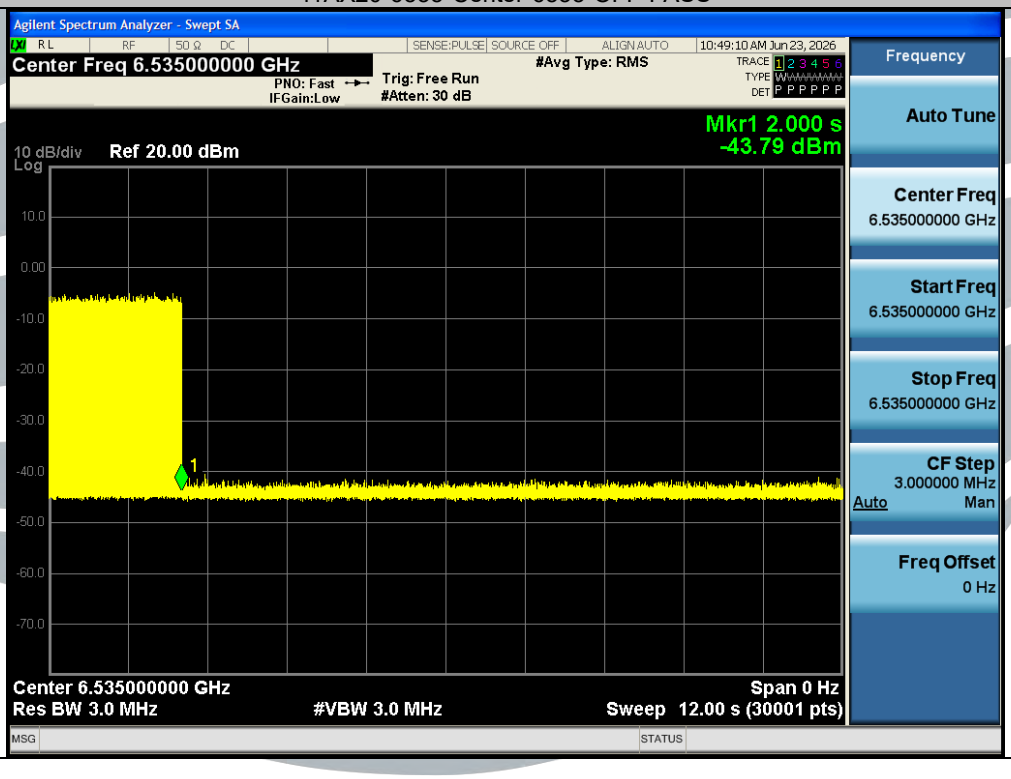

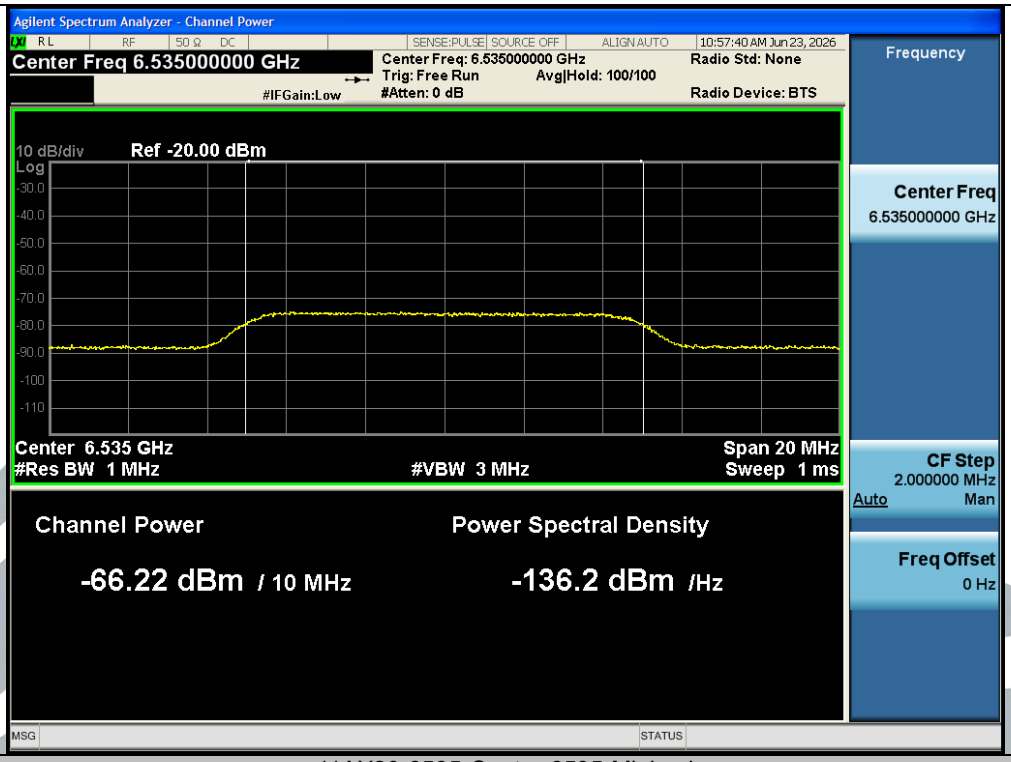

11AX20-6535-Center-6535-Minimal

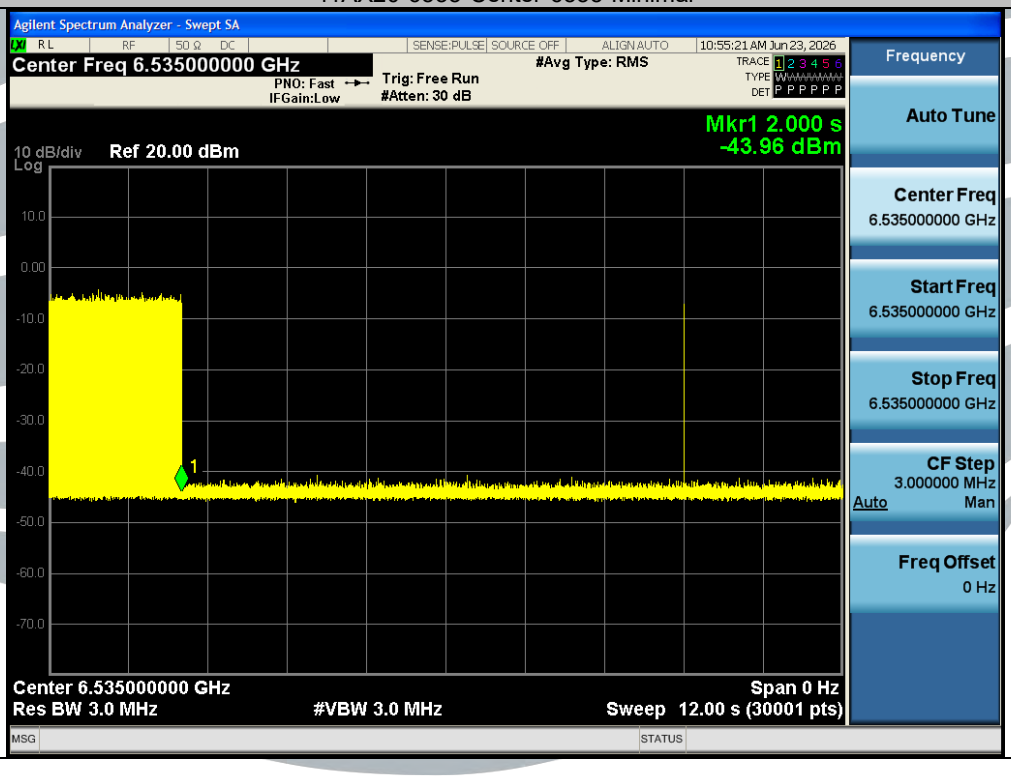

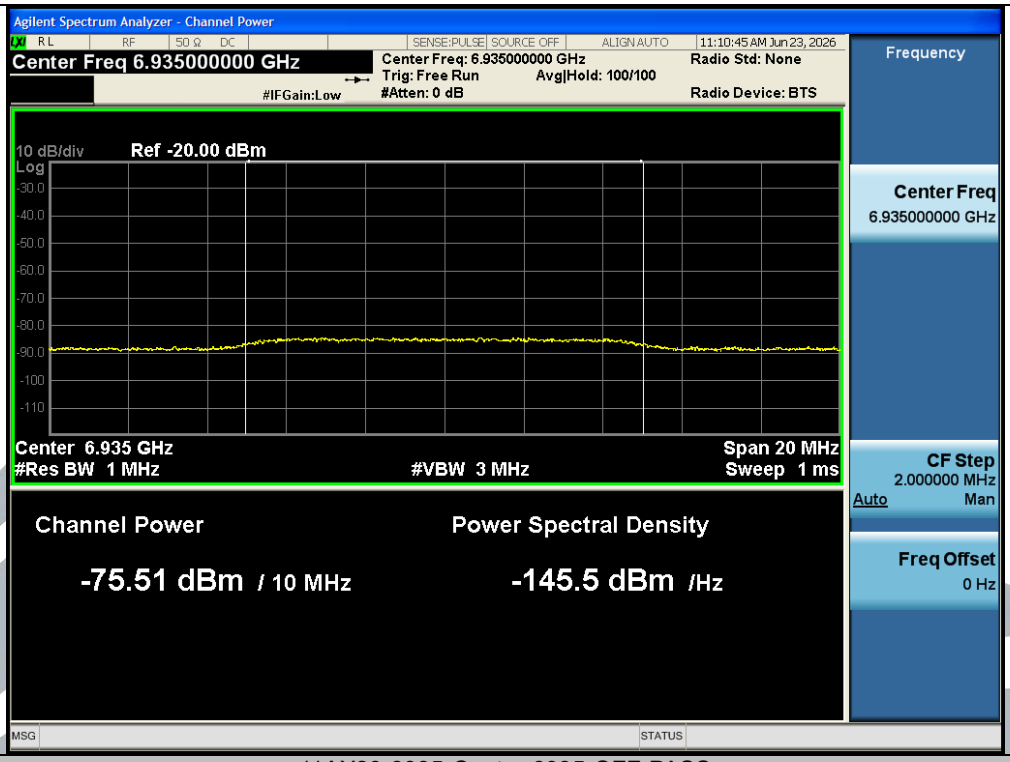

11AX20-6935-Center-6935-OFF-PASS

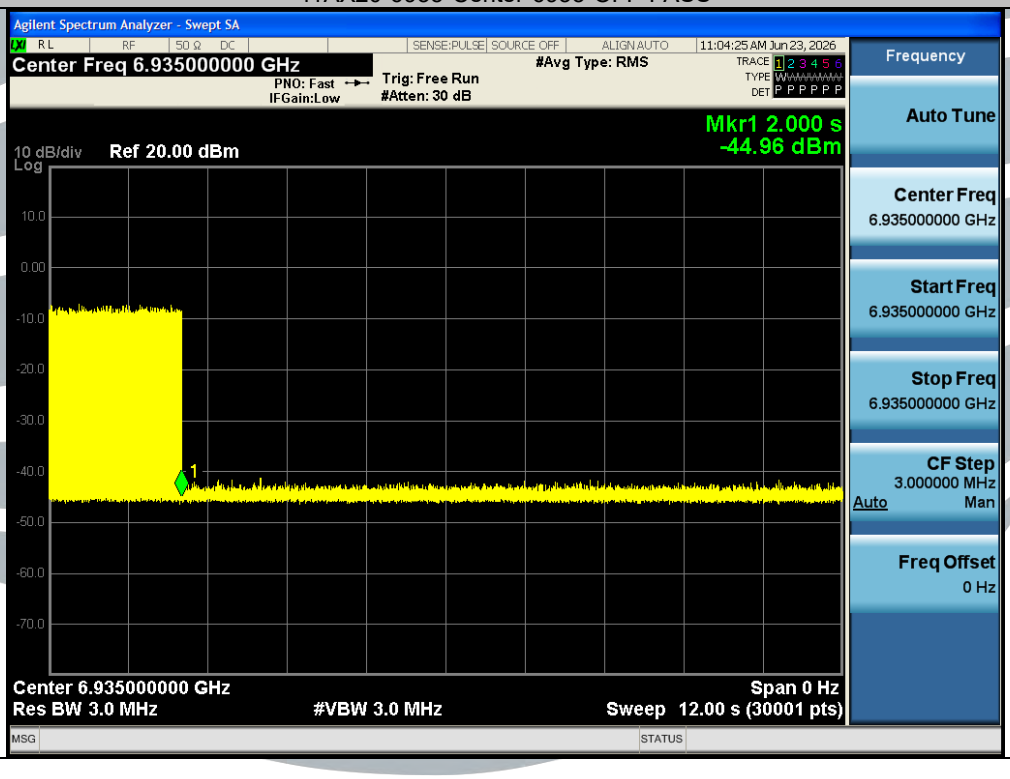

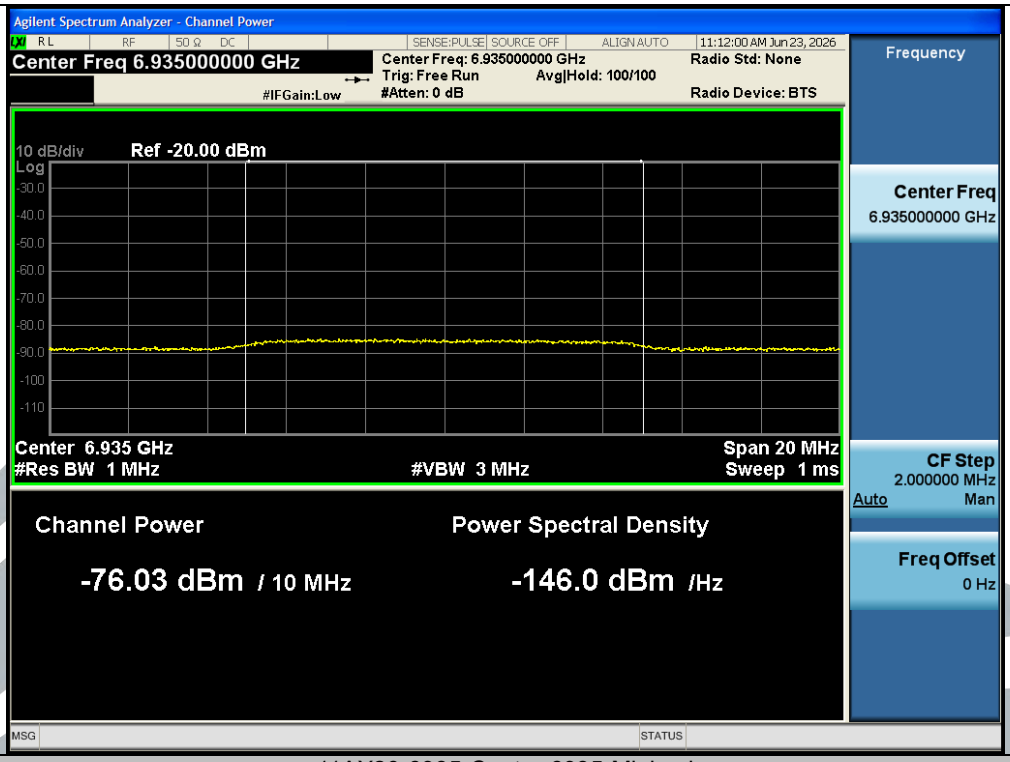

11AX20-6935-Center-6935-Minimal

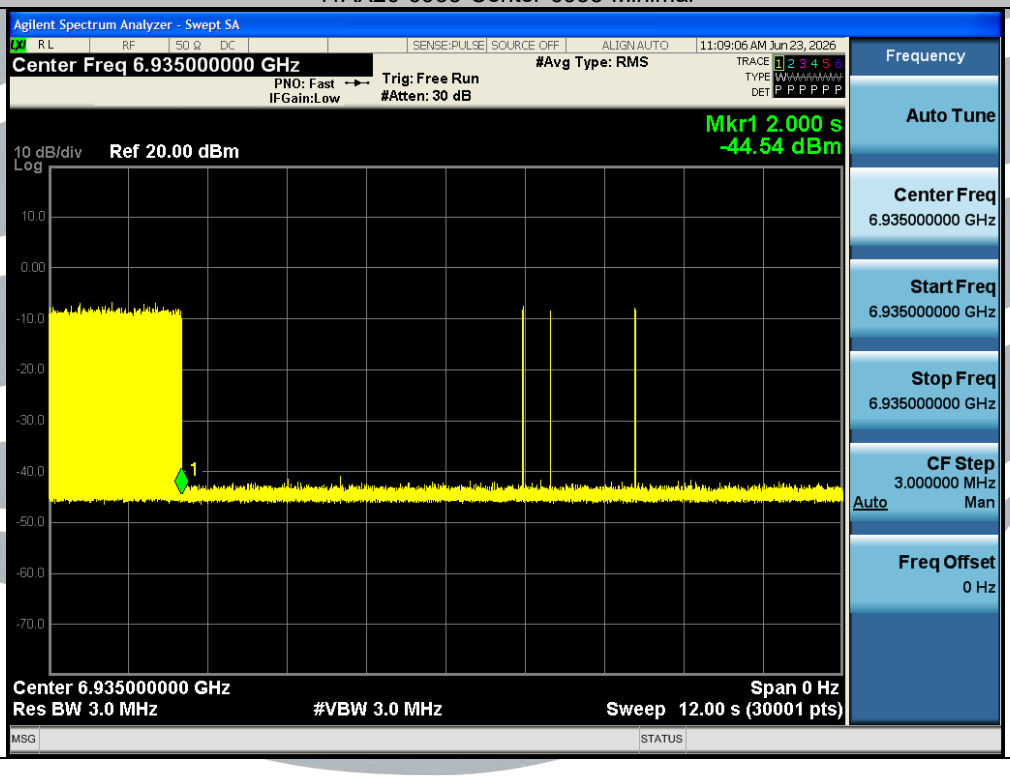

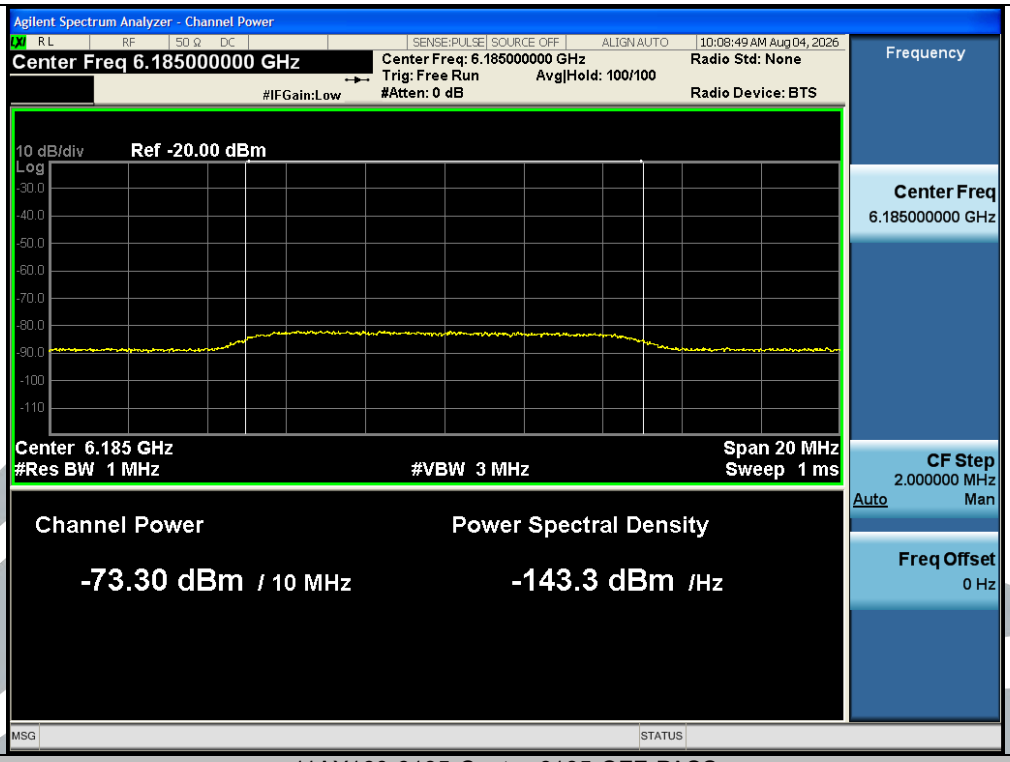

11AX160-6185-Center-6185-OFF-PASS

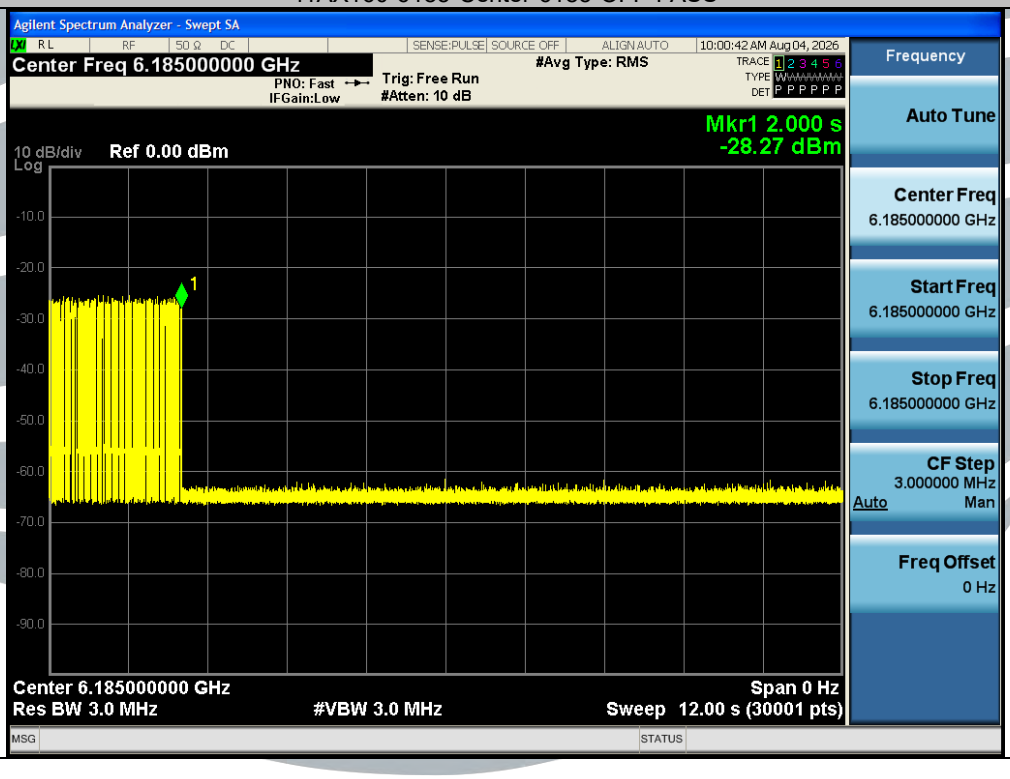

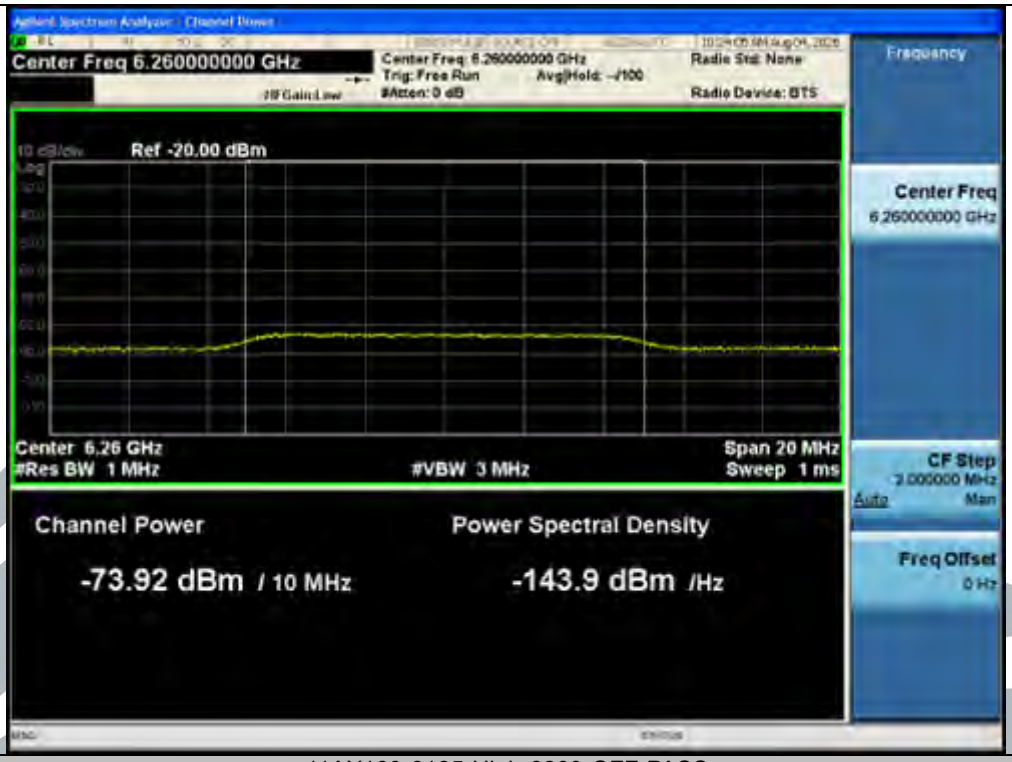

11AX160-6185-High-6260-OFF-PASS

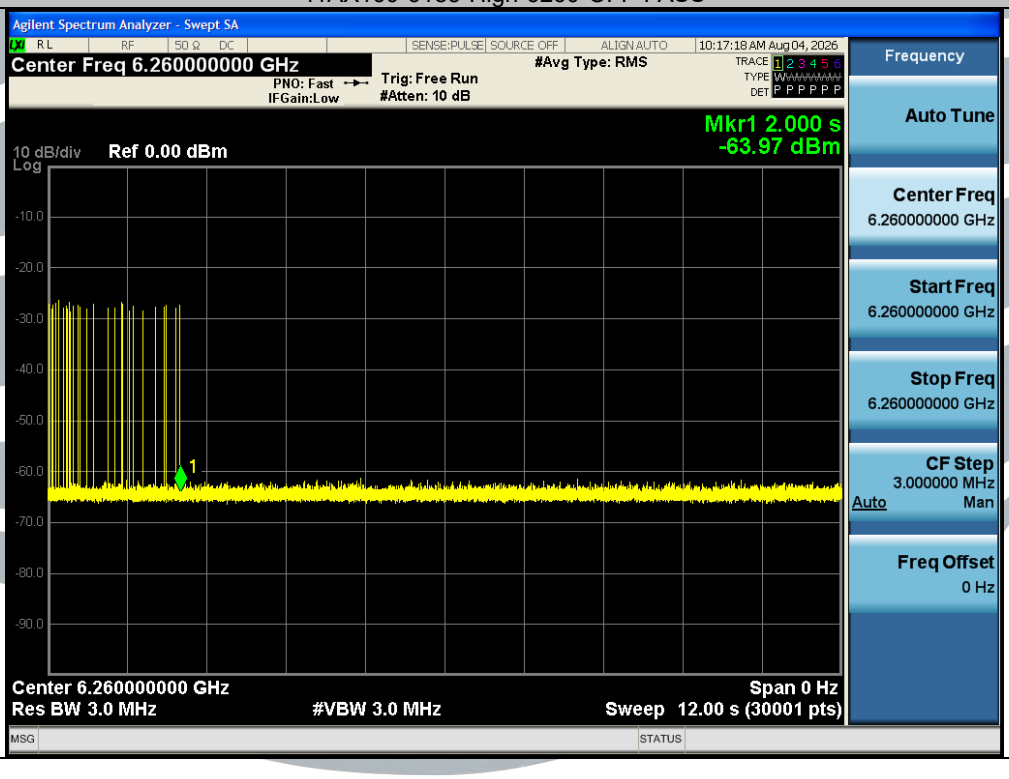

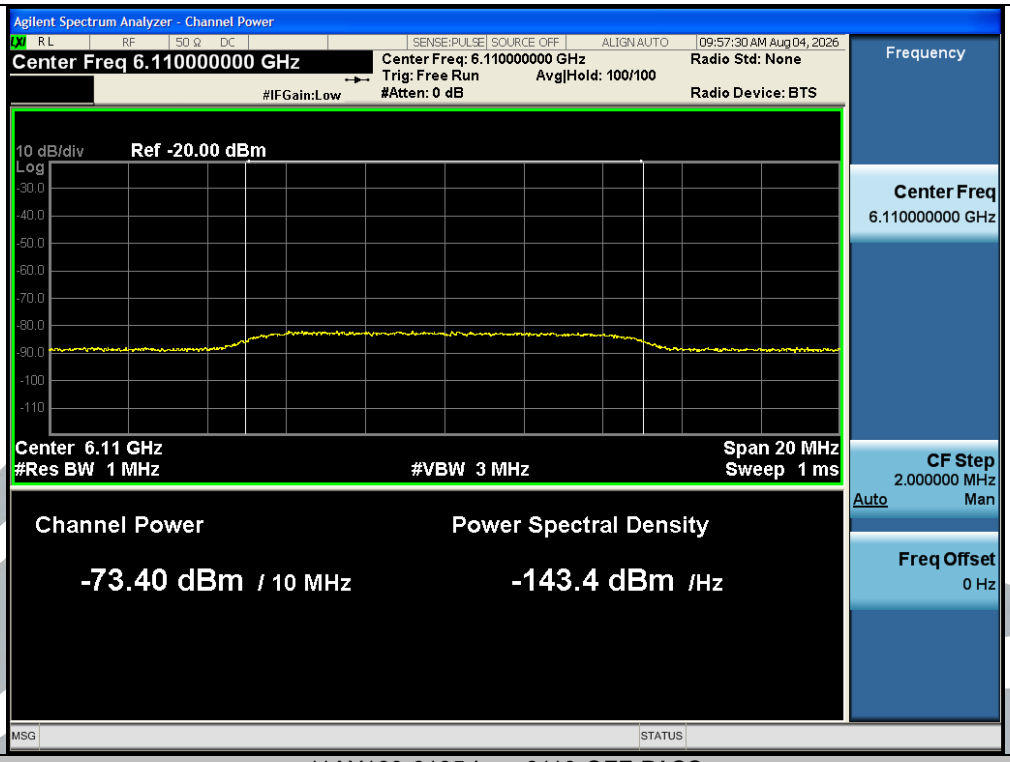

11AX160-6185-Low-6110-OFF-PASS

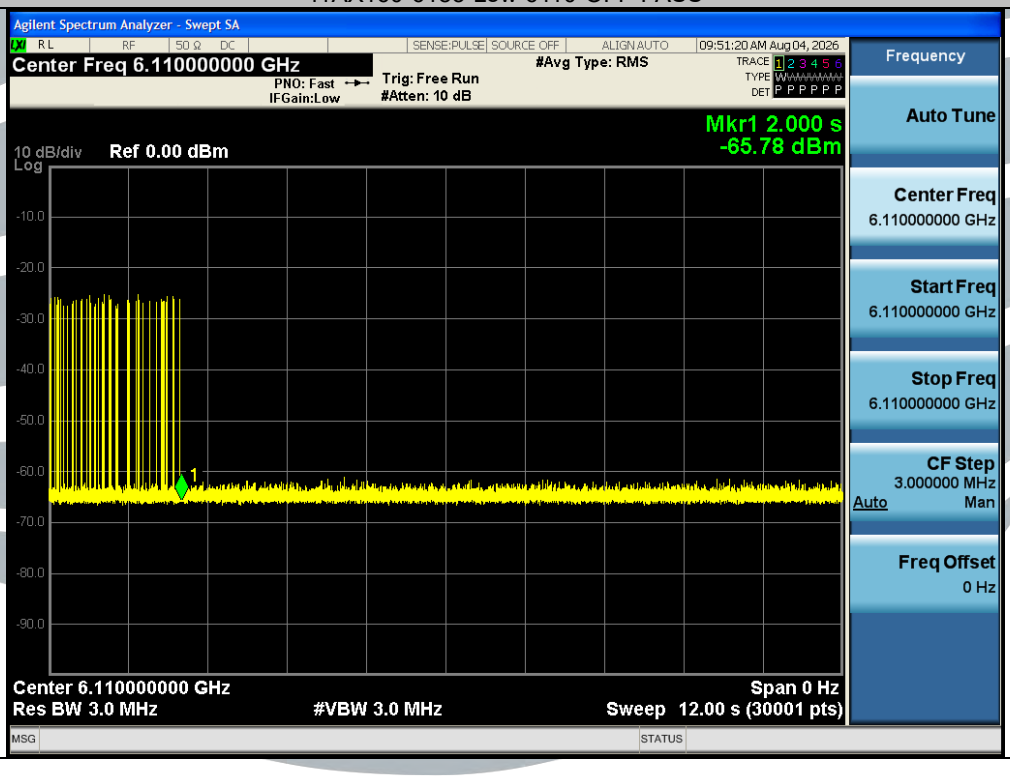

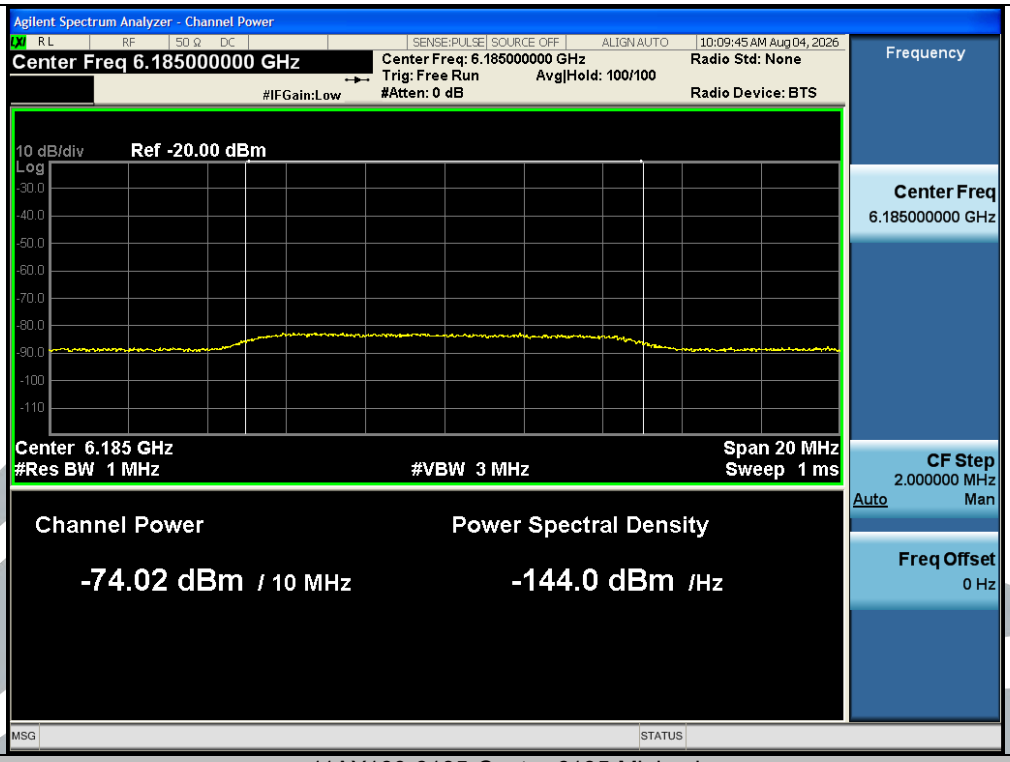

11AX160-6185-Center-6185-Minimal

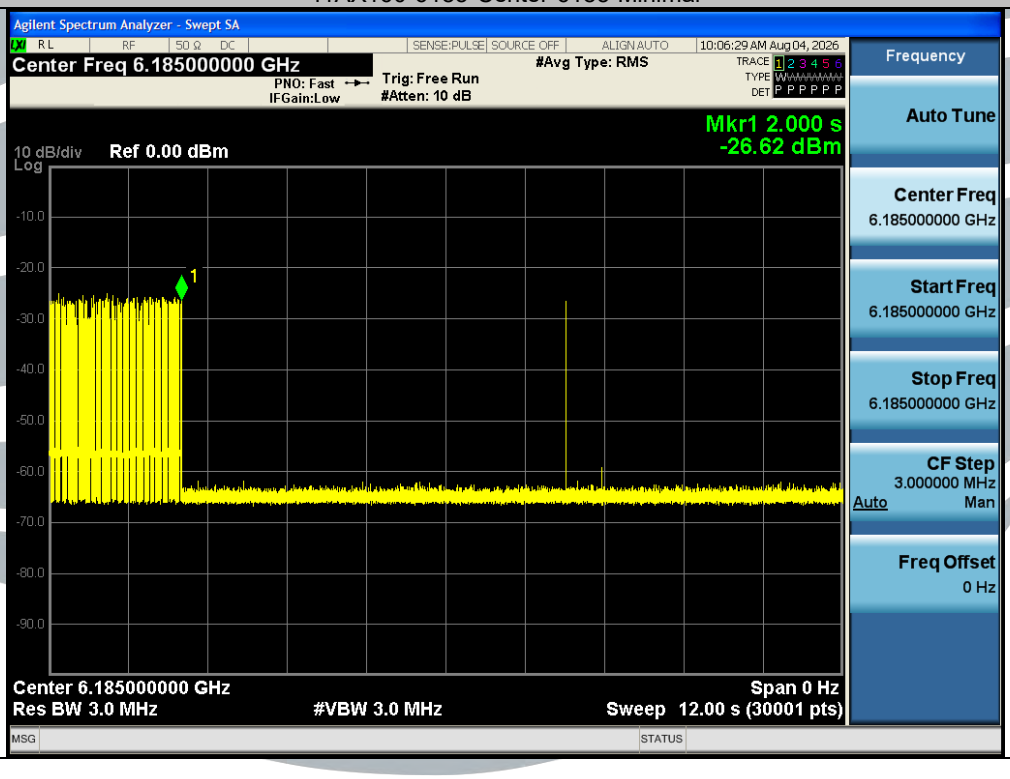

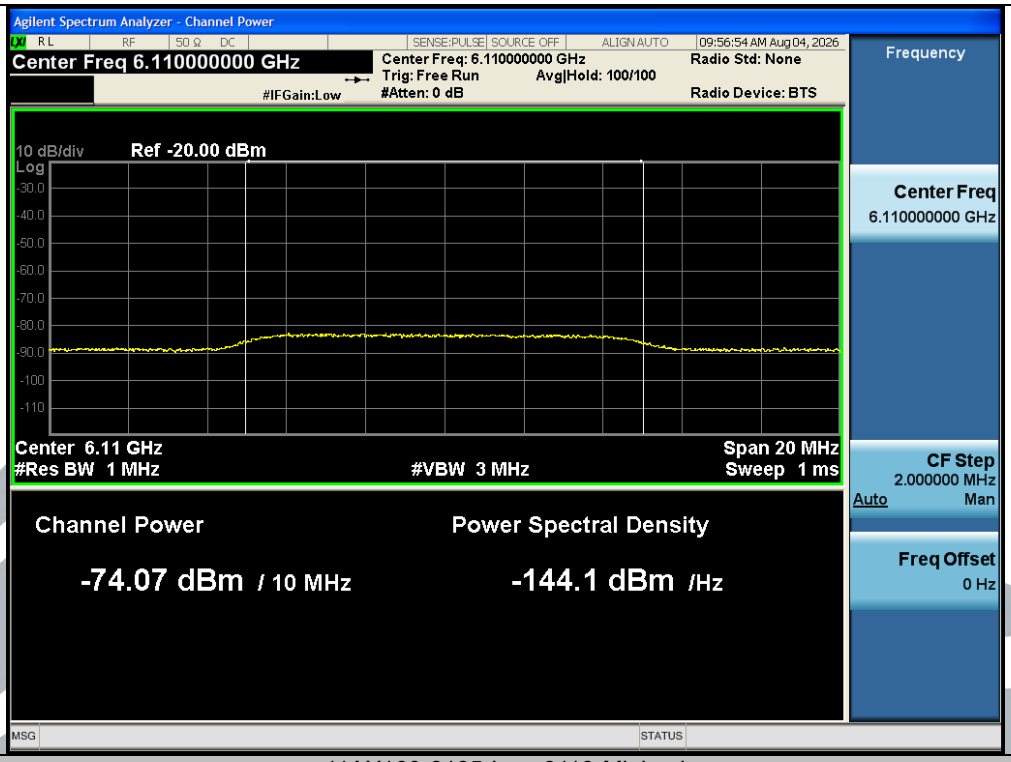

11AX160-6185-Low-6110-Minimal

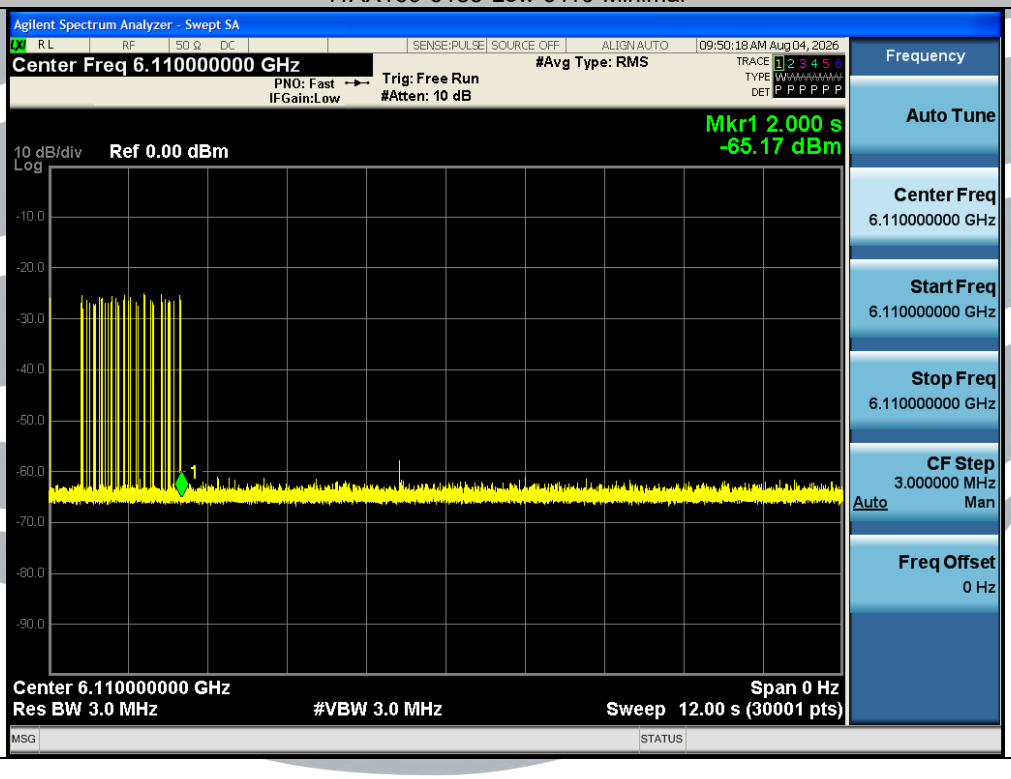

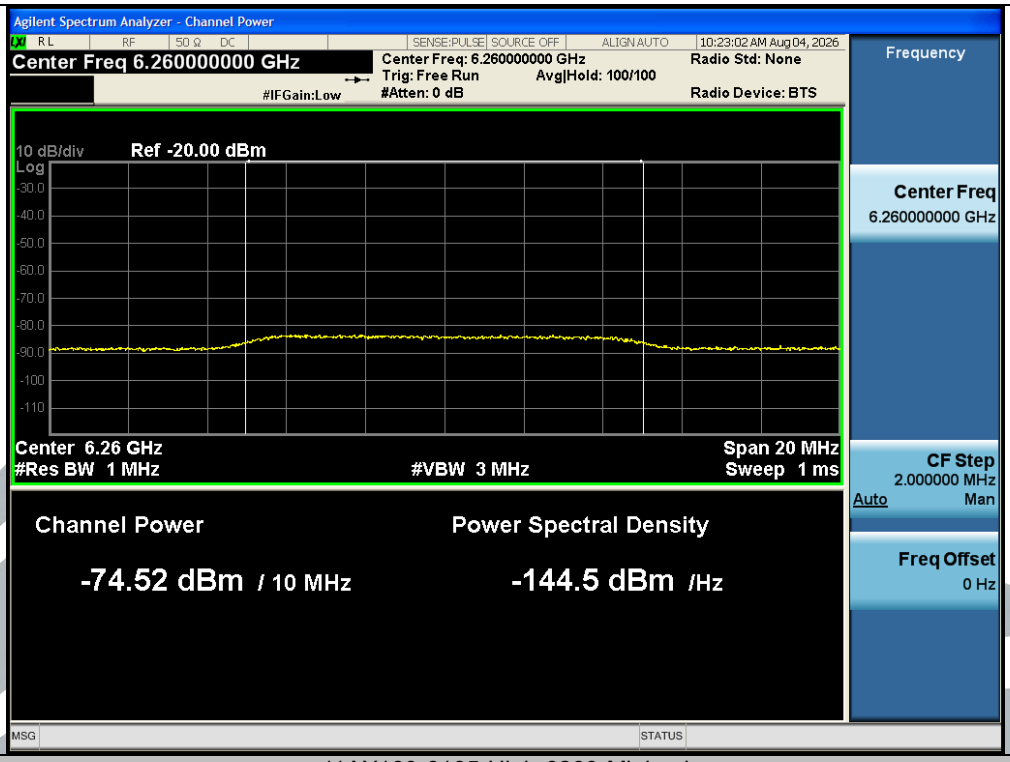

11AX160-6185-High-6260-Minimal

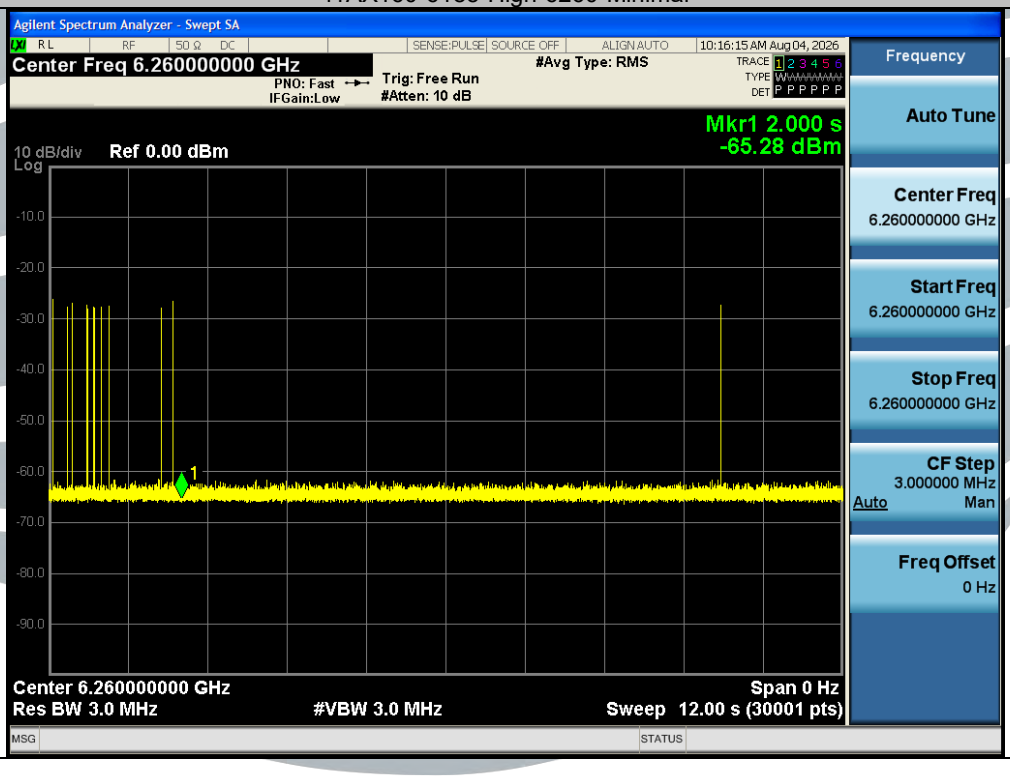

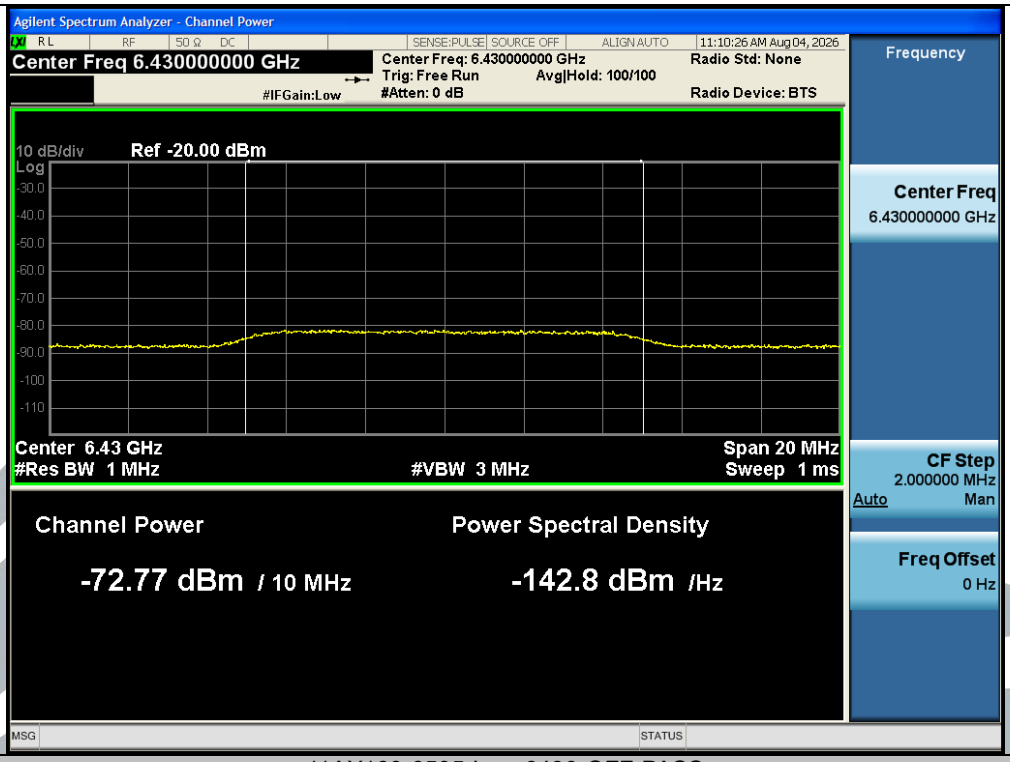

11AX160-6505-Low-6430-OFF-PASS

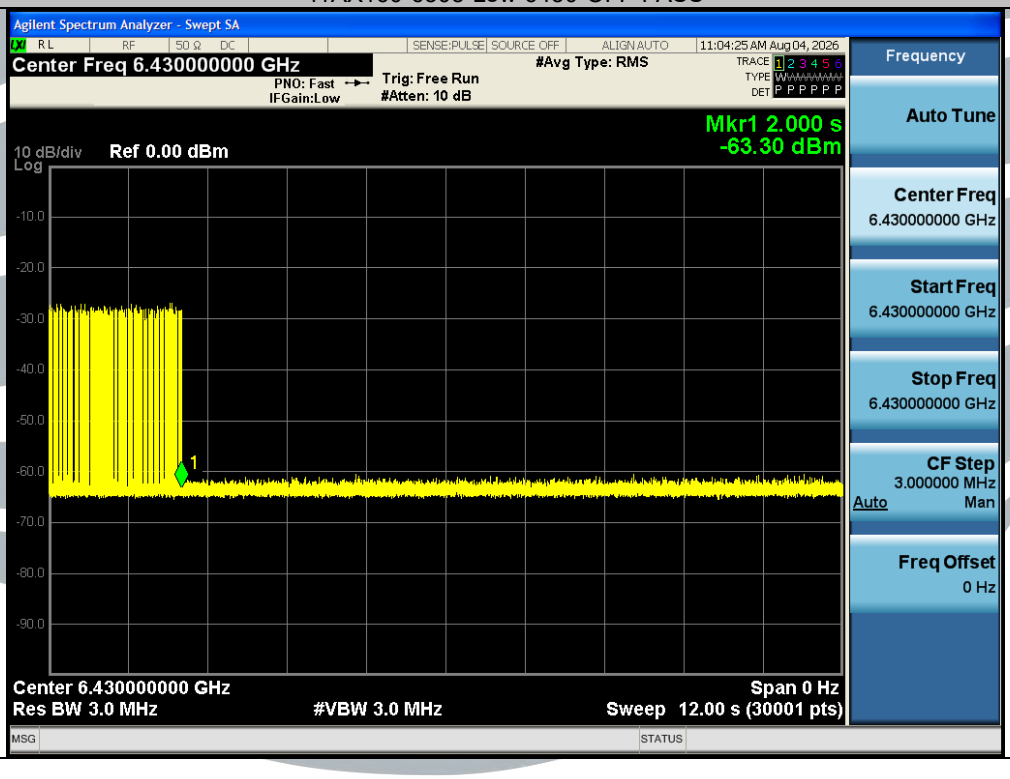

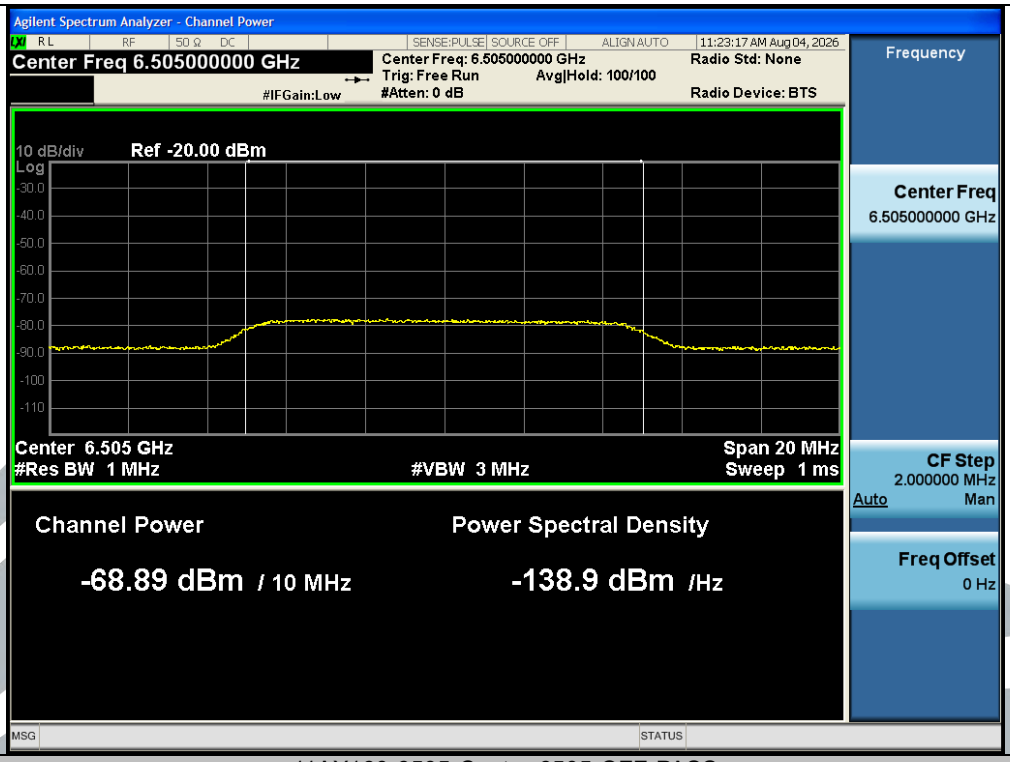

11AX160-6505-Center-6505-OFF-PASS

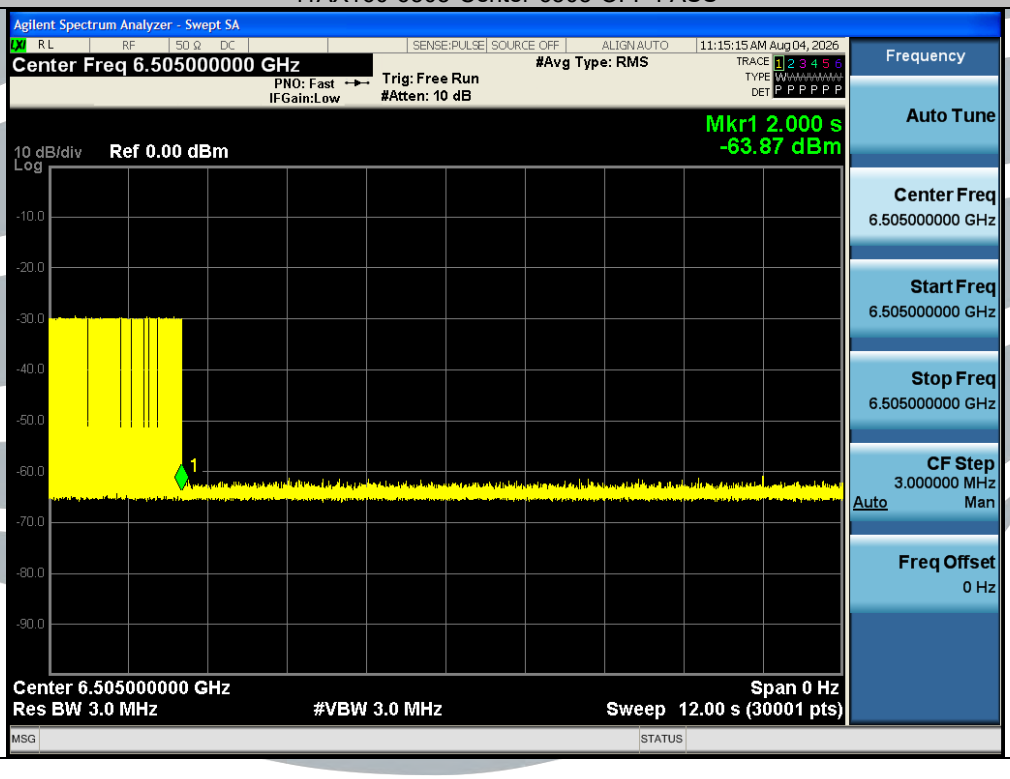

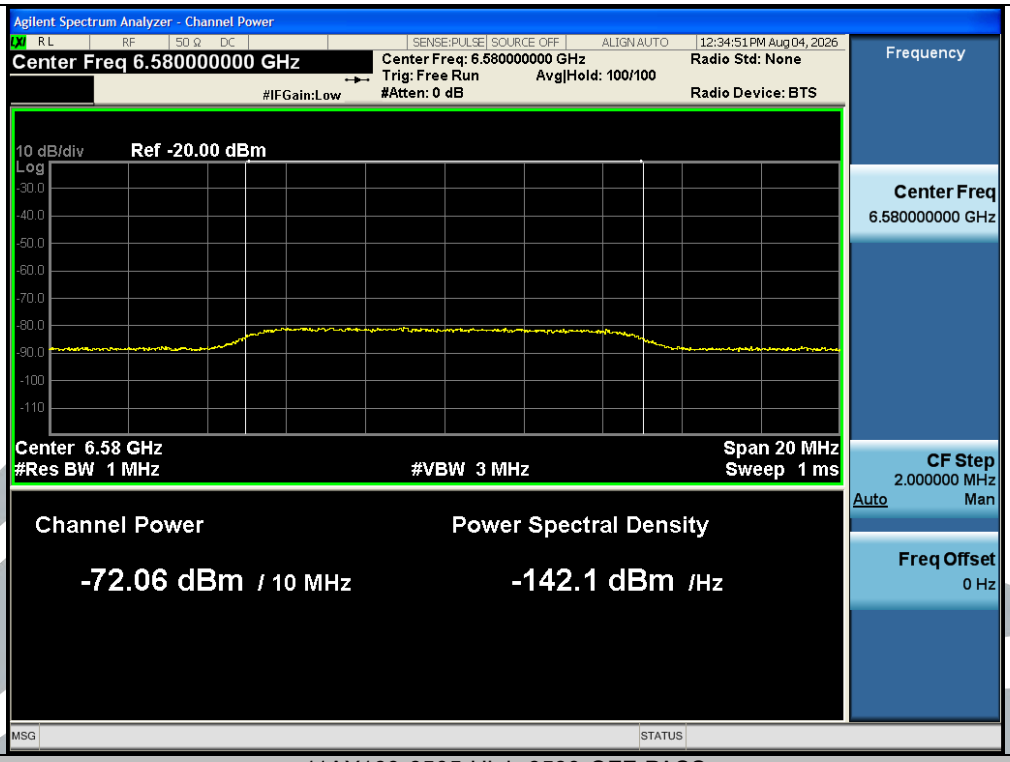

11AX160-6505-High-6580-OFF-PASS

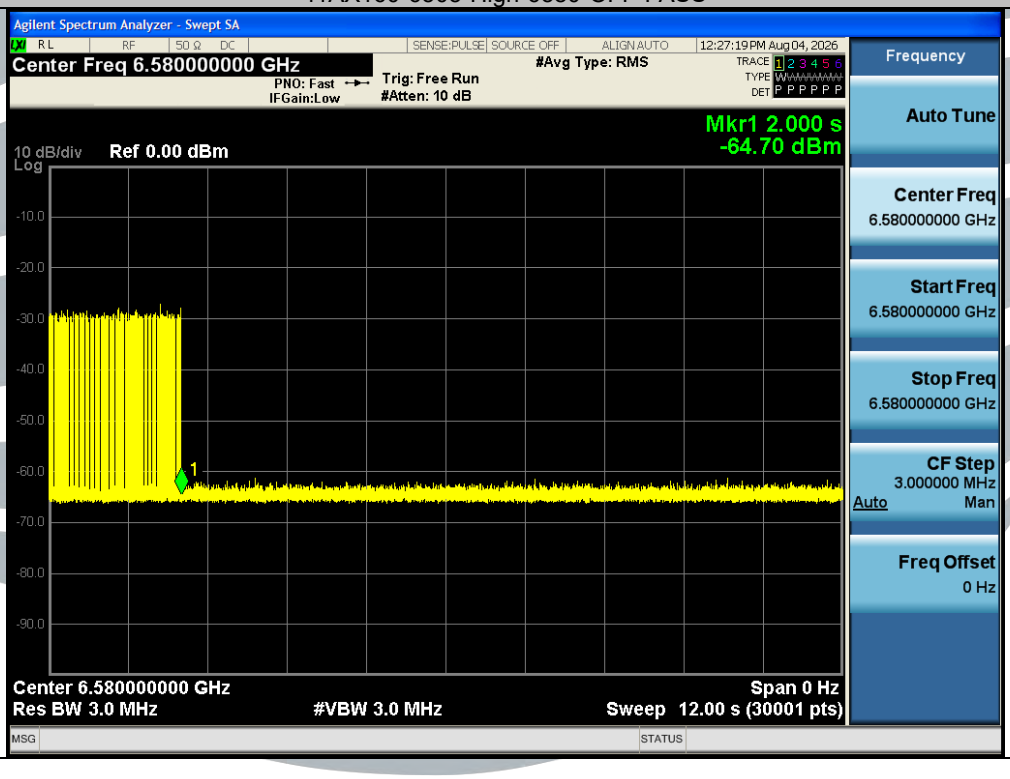

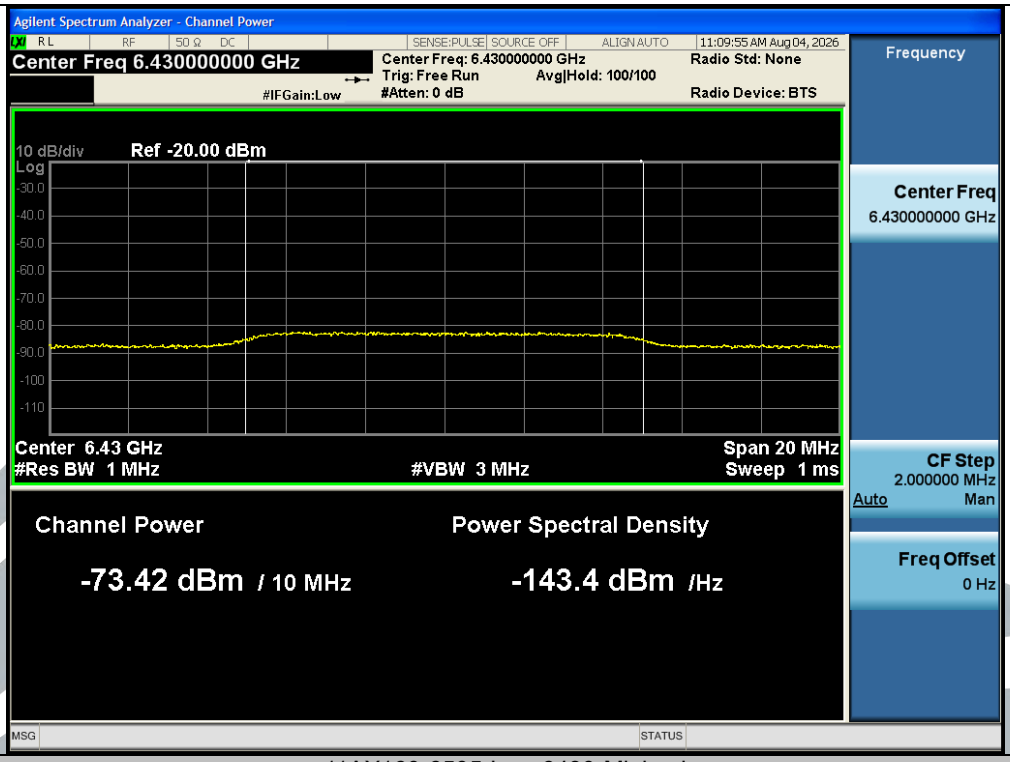

11AX160-6505-Low-6430-Minimal

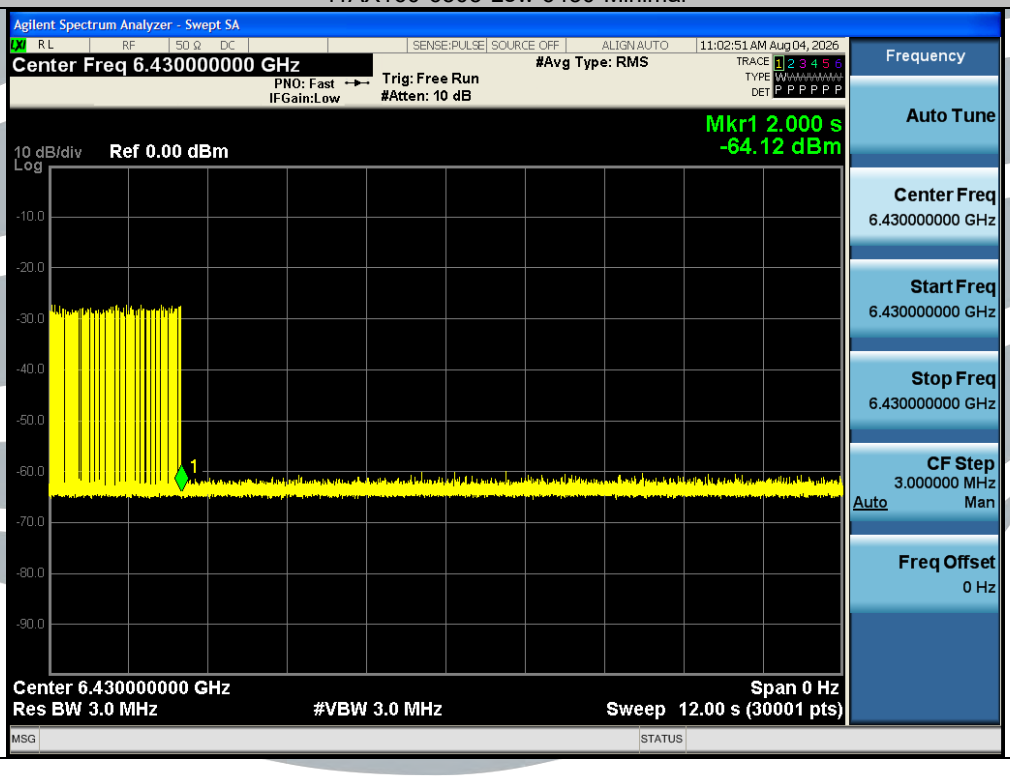

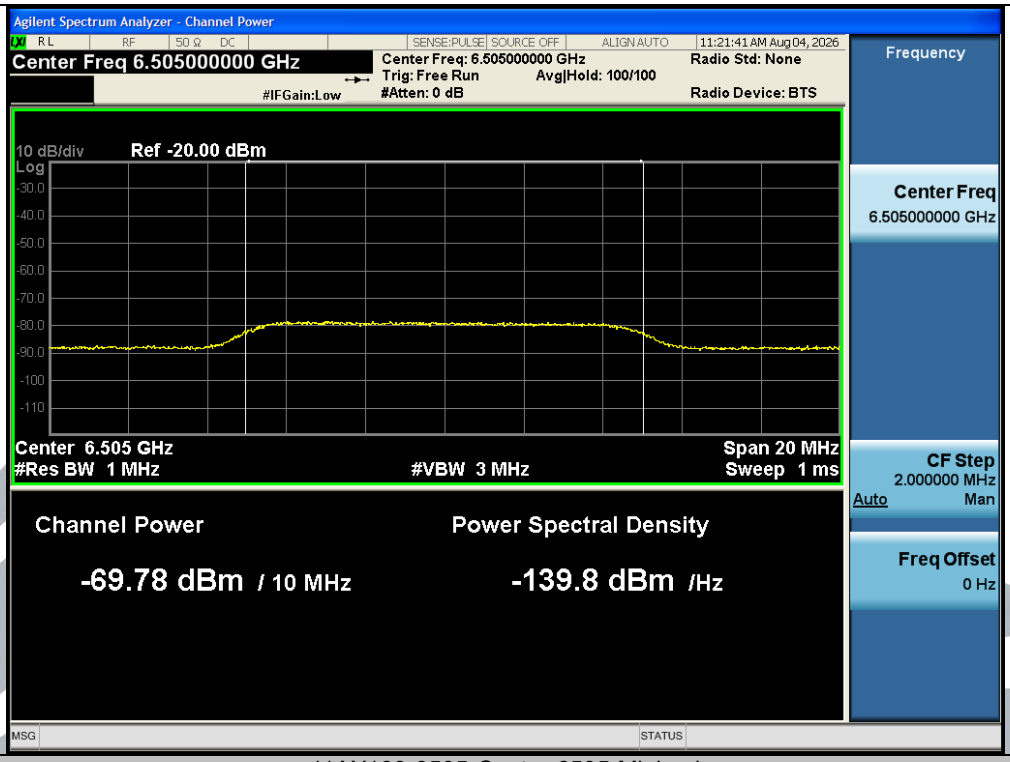

11AX160-6505-Center-6505-Minimal

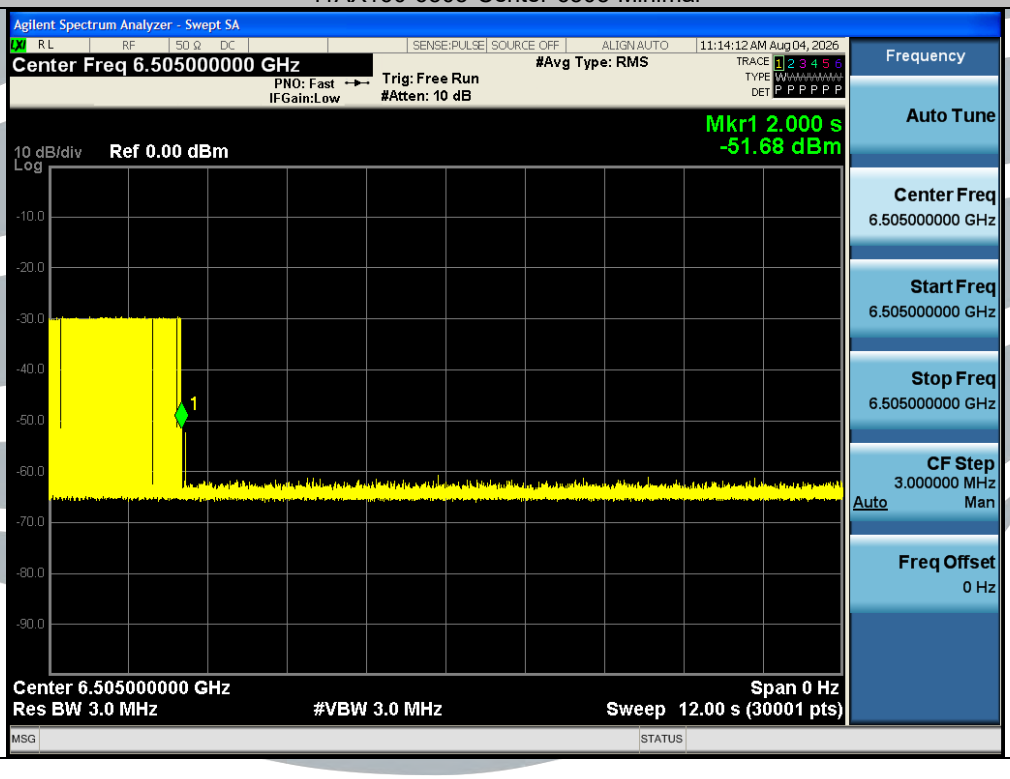

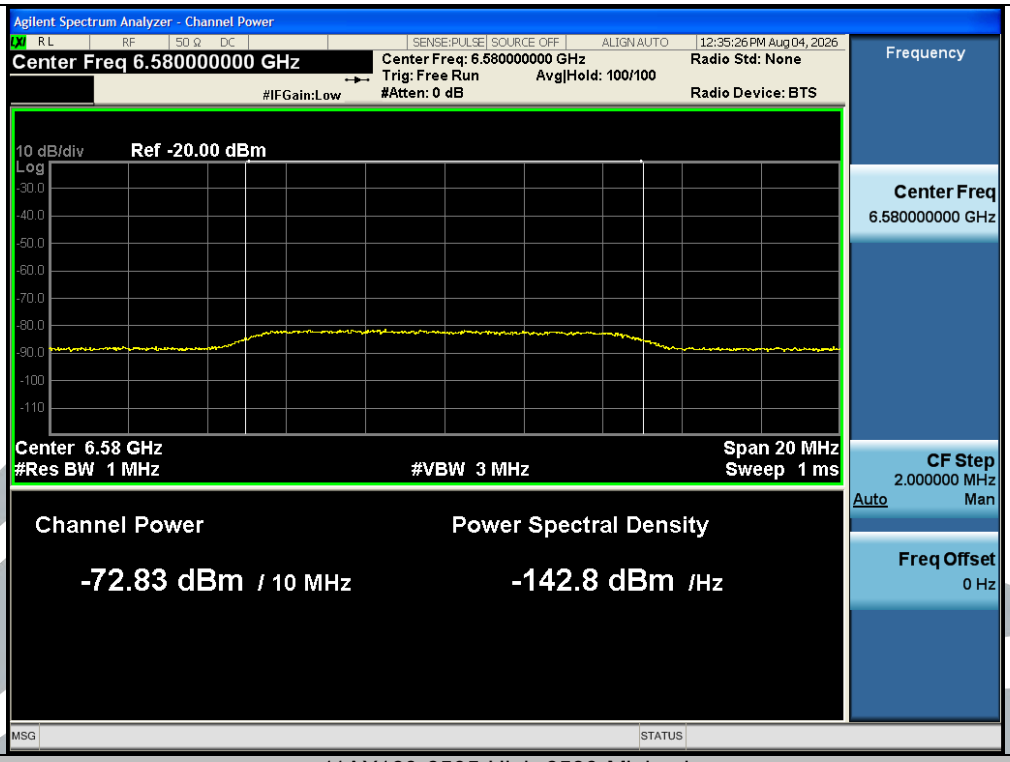

11AX160-6505-High-6580-Minimal

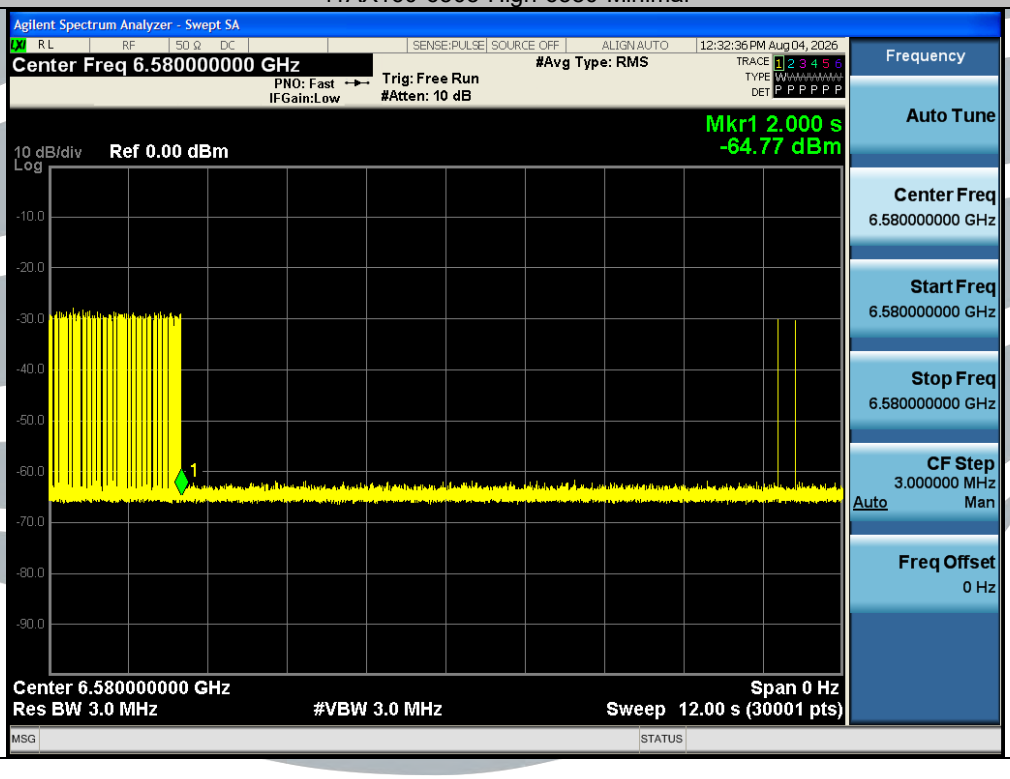

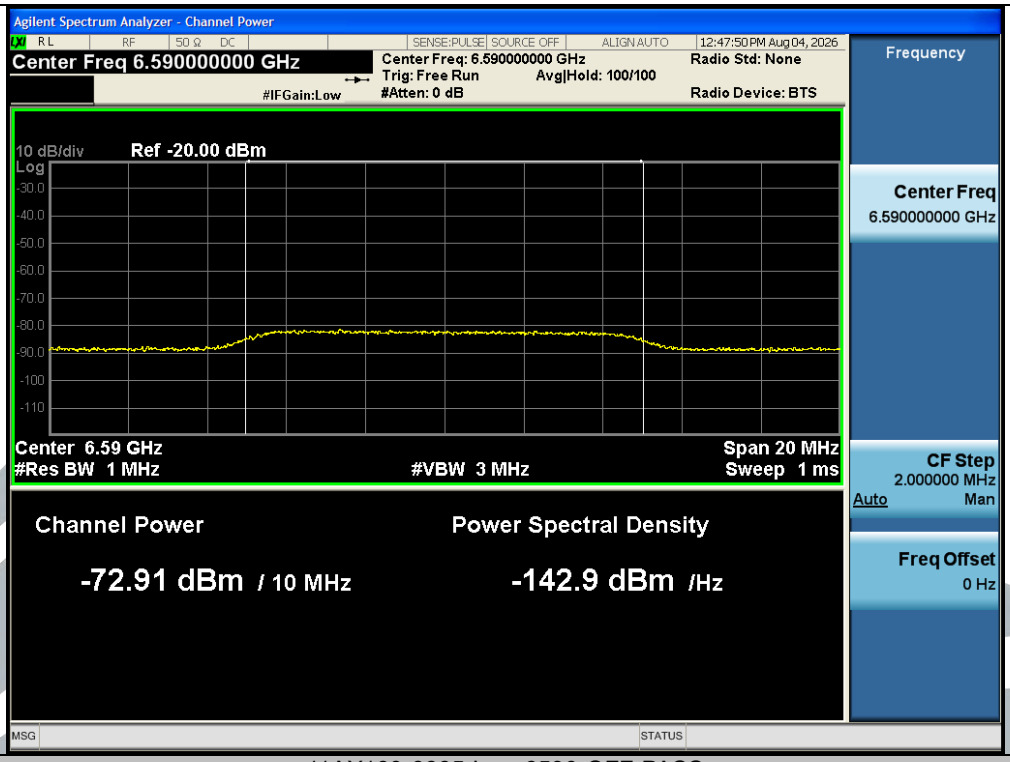

11AX160-6665-Low-6590-OFF-PASS

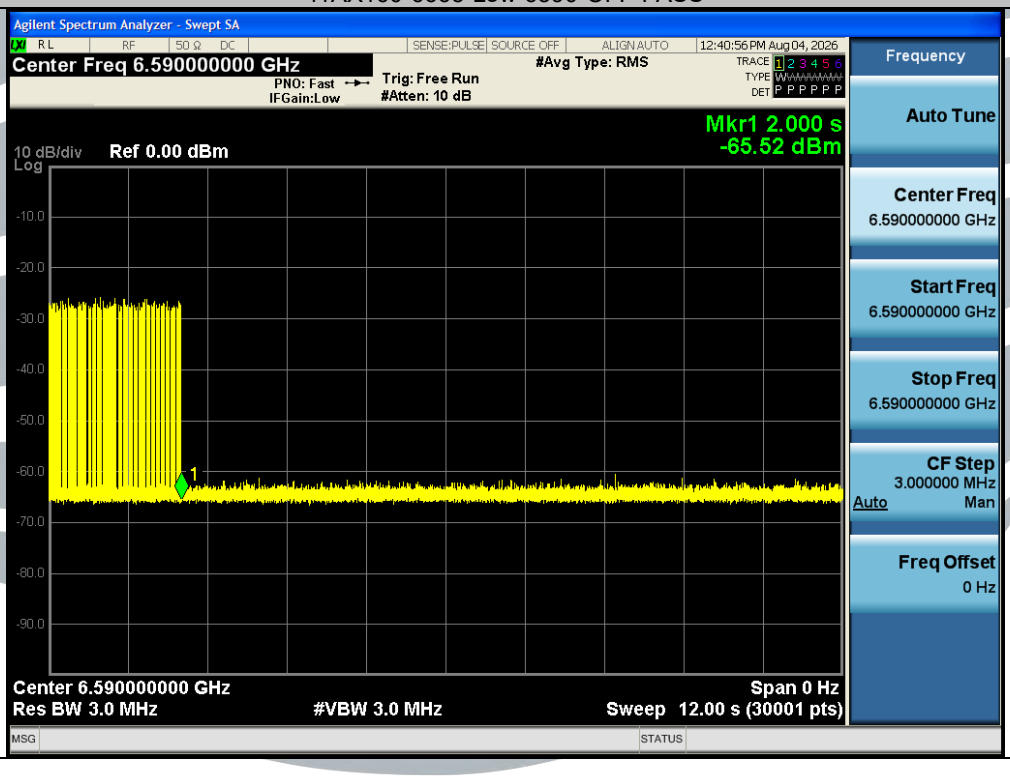

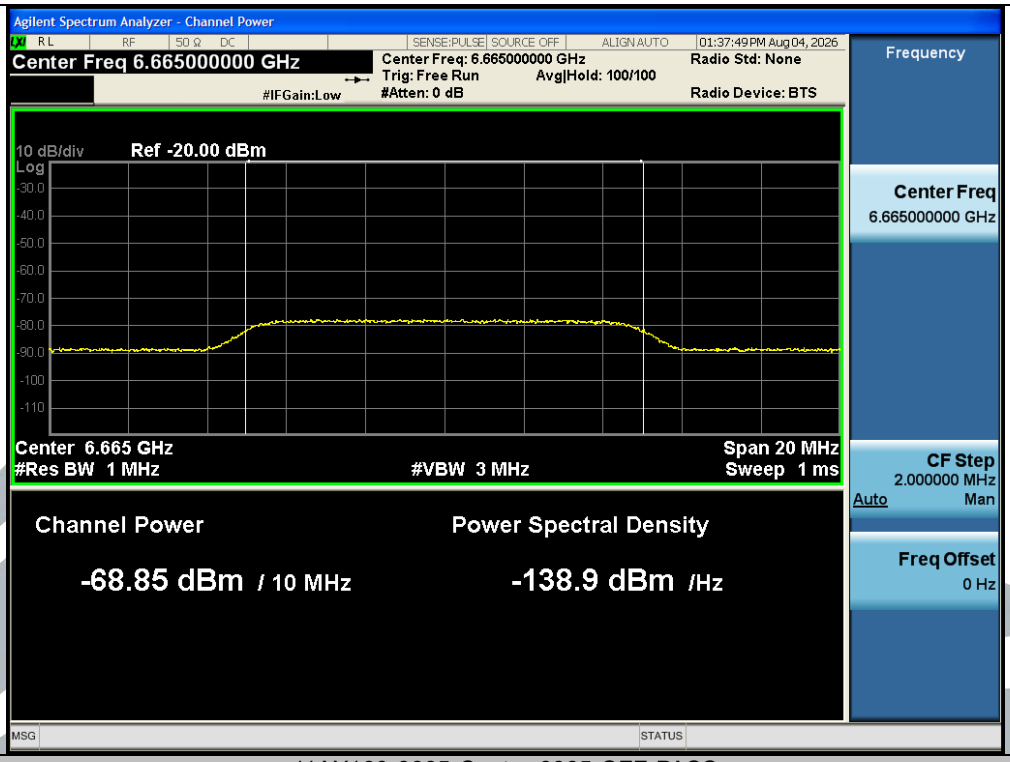

11AX160-6665-Center-6665-OFF-PASS

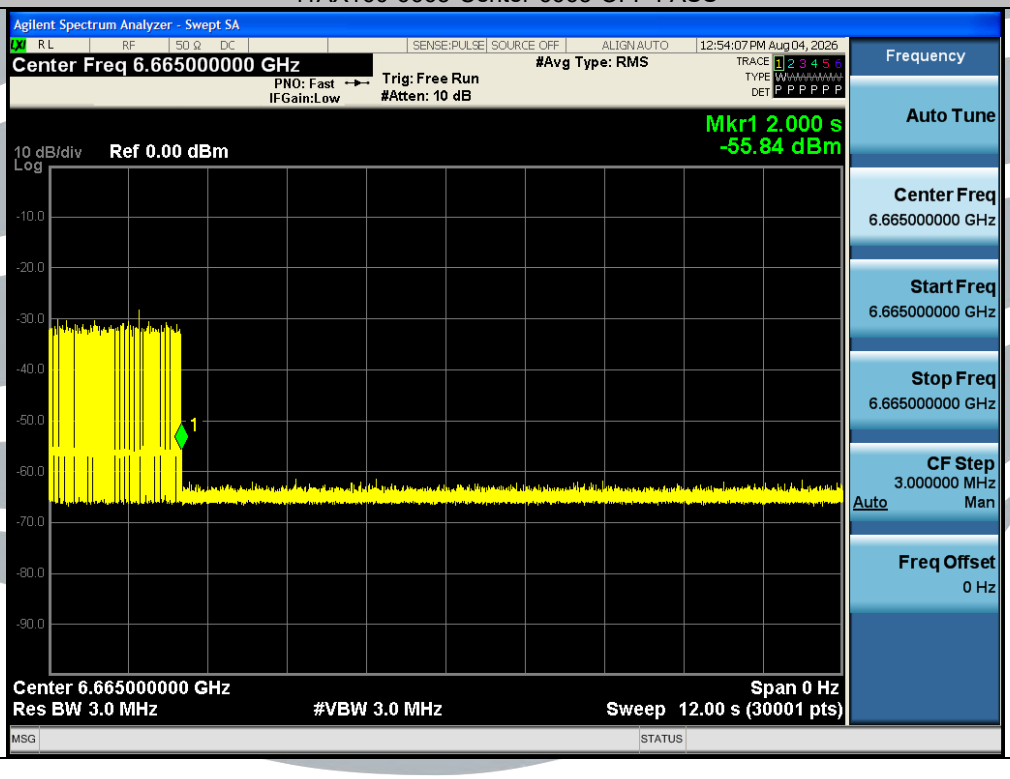

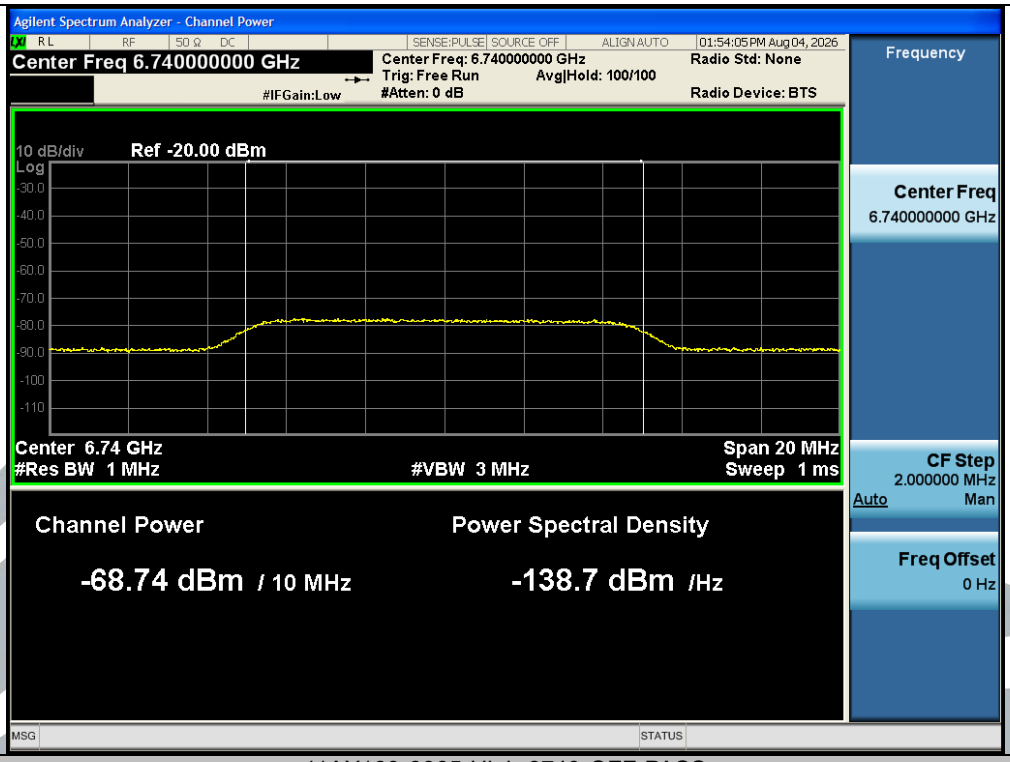

11AX160-6665-High-6740-OFF-PASS

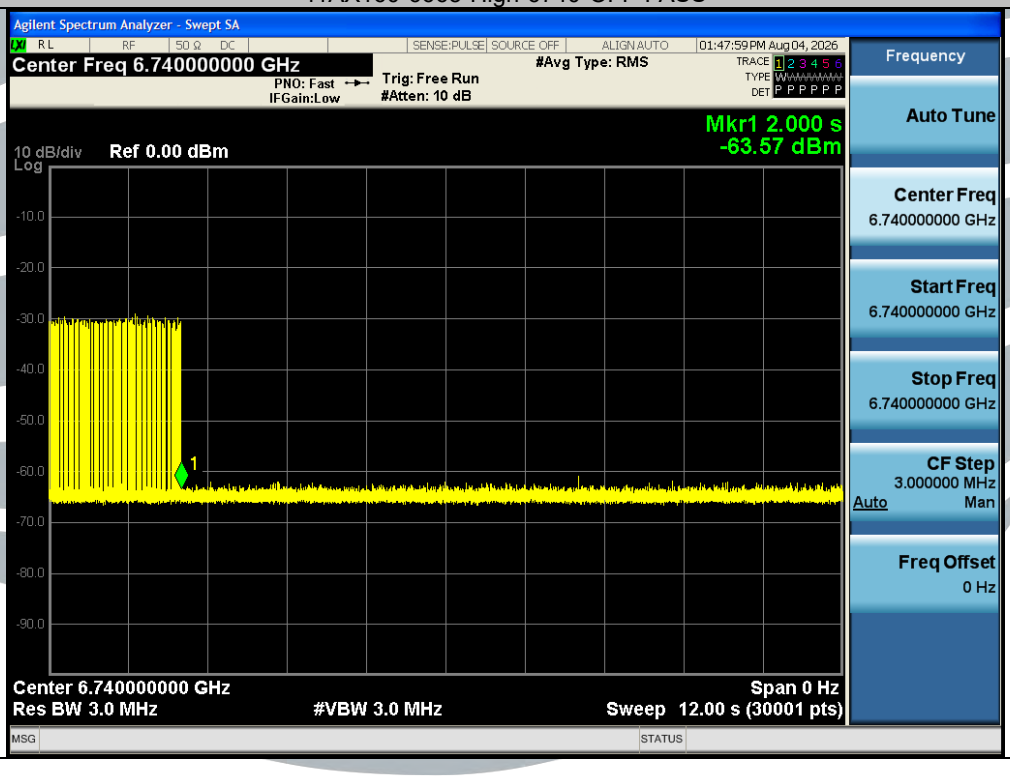

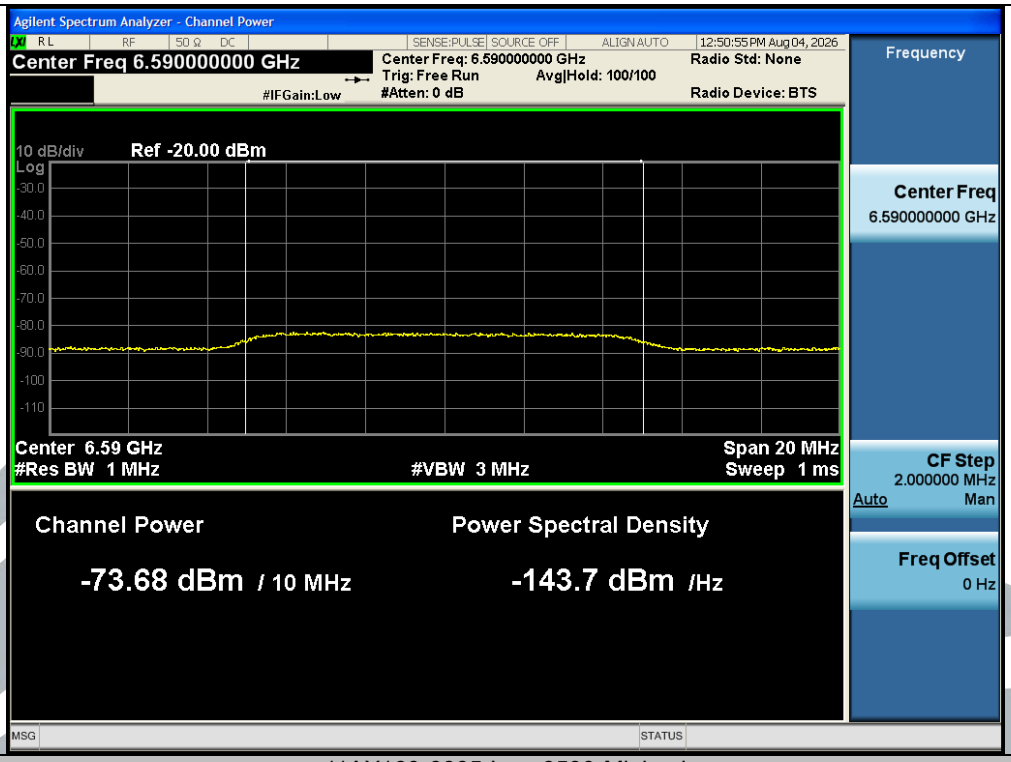

11AX160-6665-Low-6590-Minimal

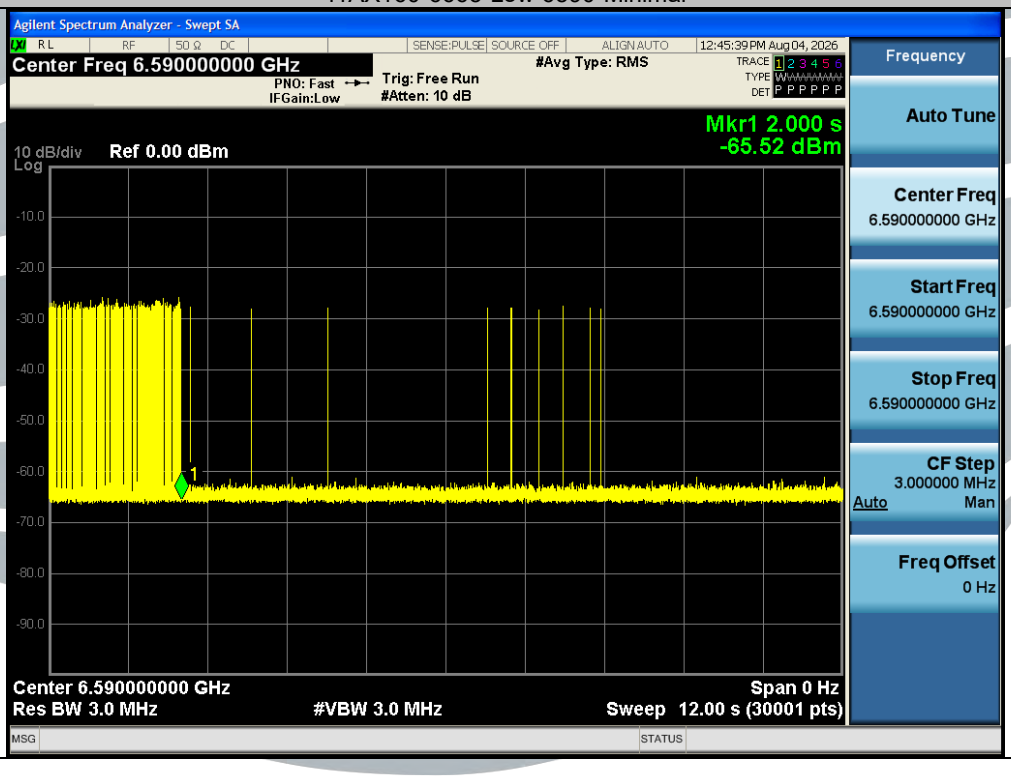

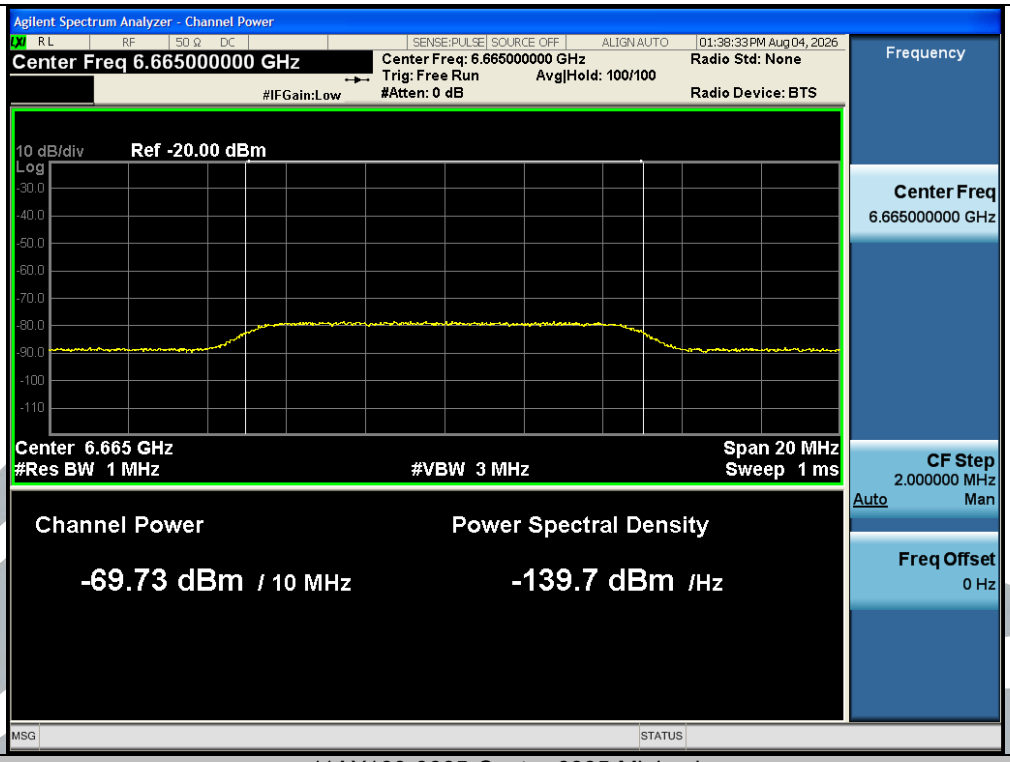

11AX160-6665-Center-6665-Minimal

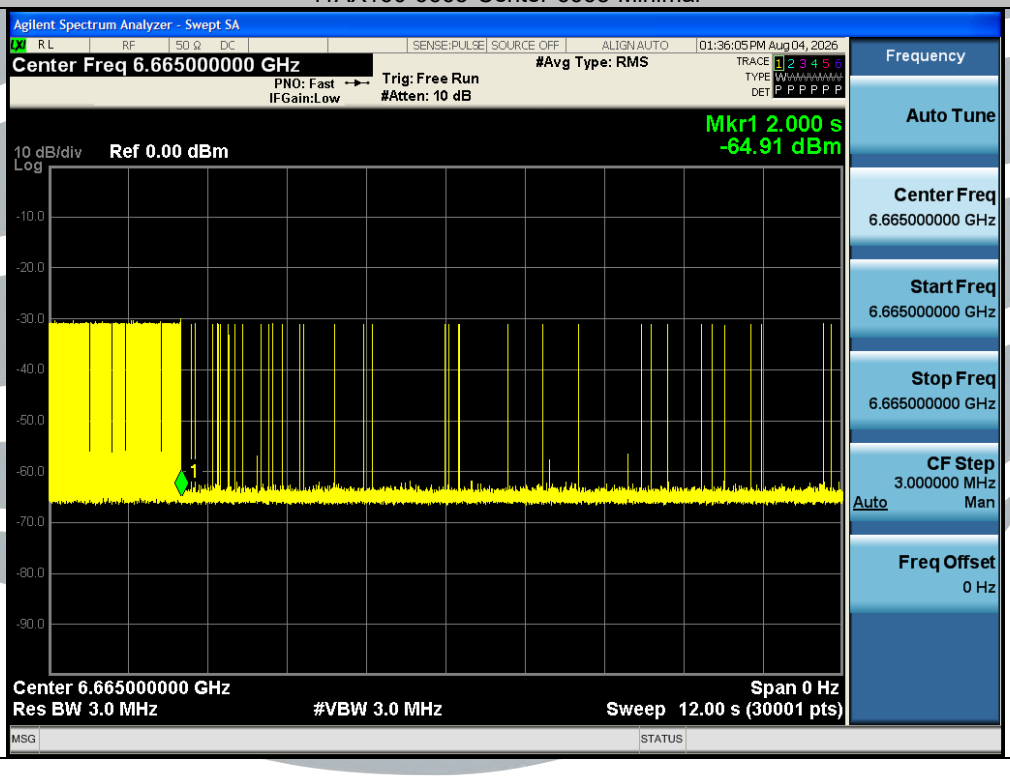

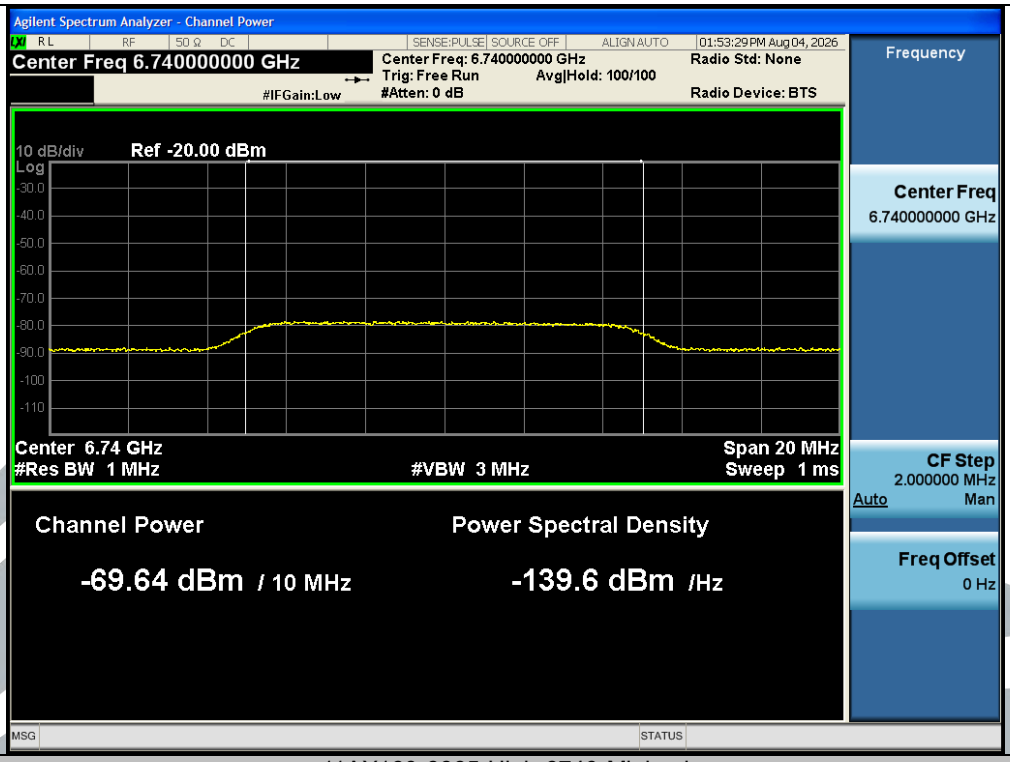

11AX160-6665-High-6740-Minimal

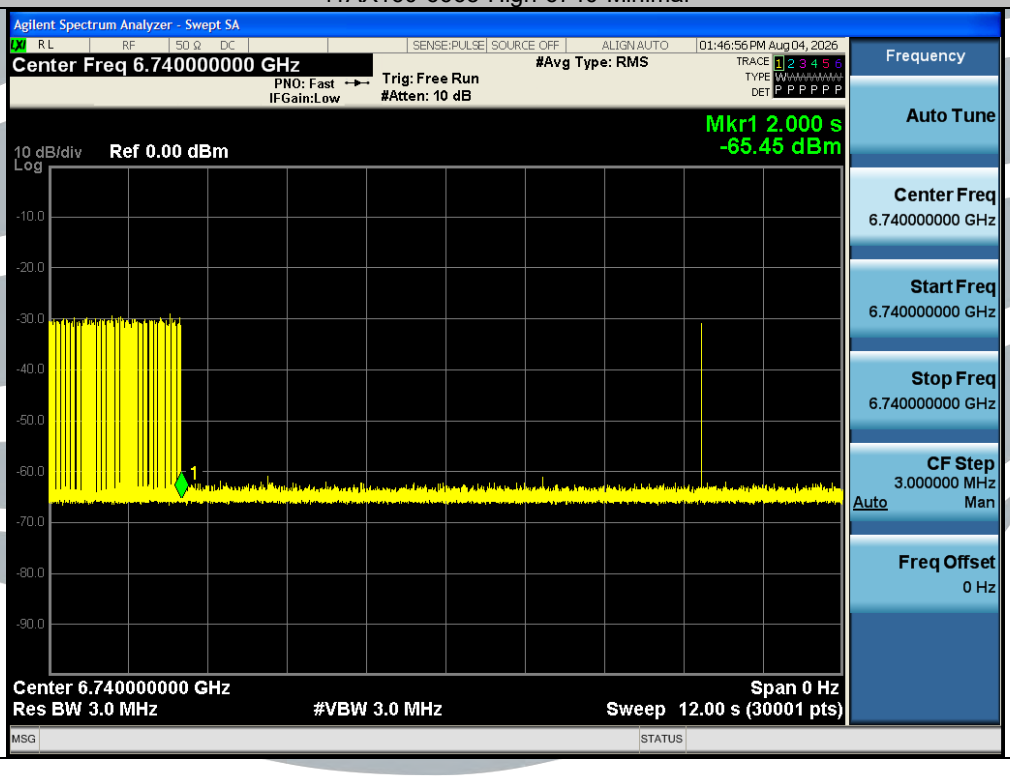

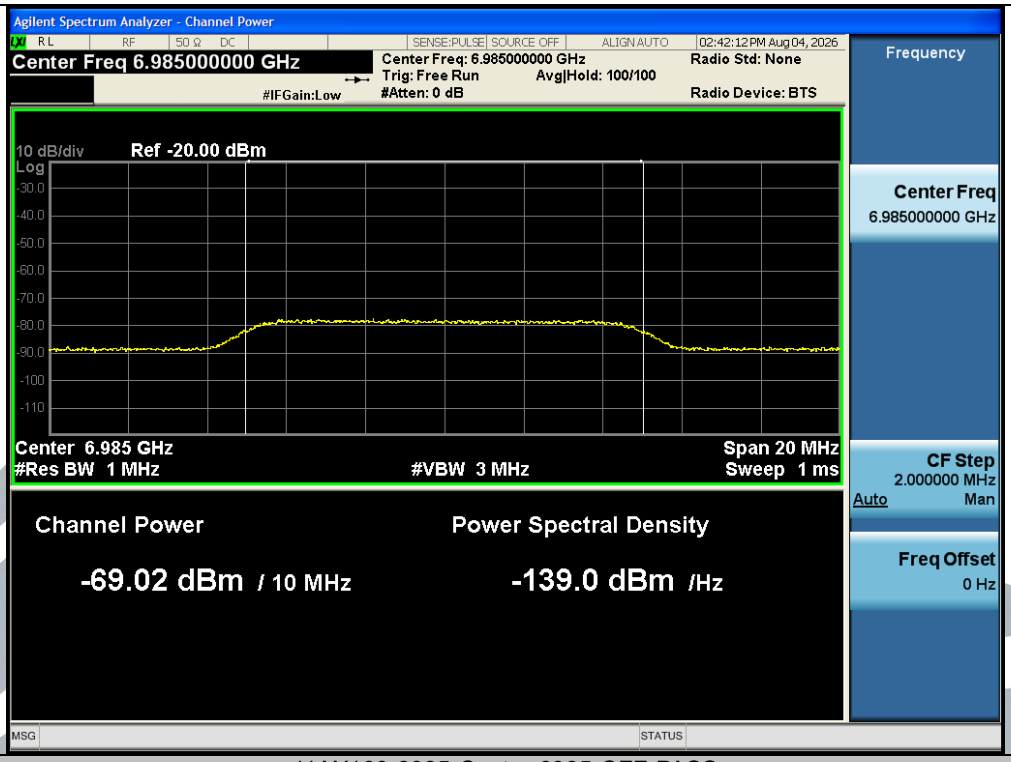

11AX160-6985-Center-6985-OFF-PASS

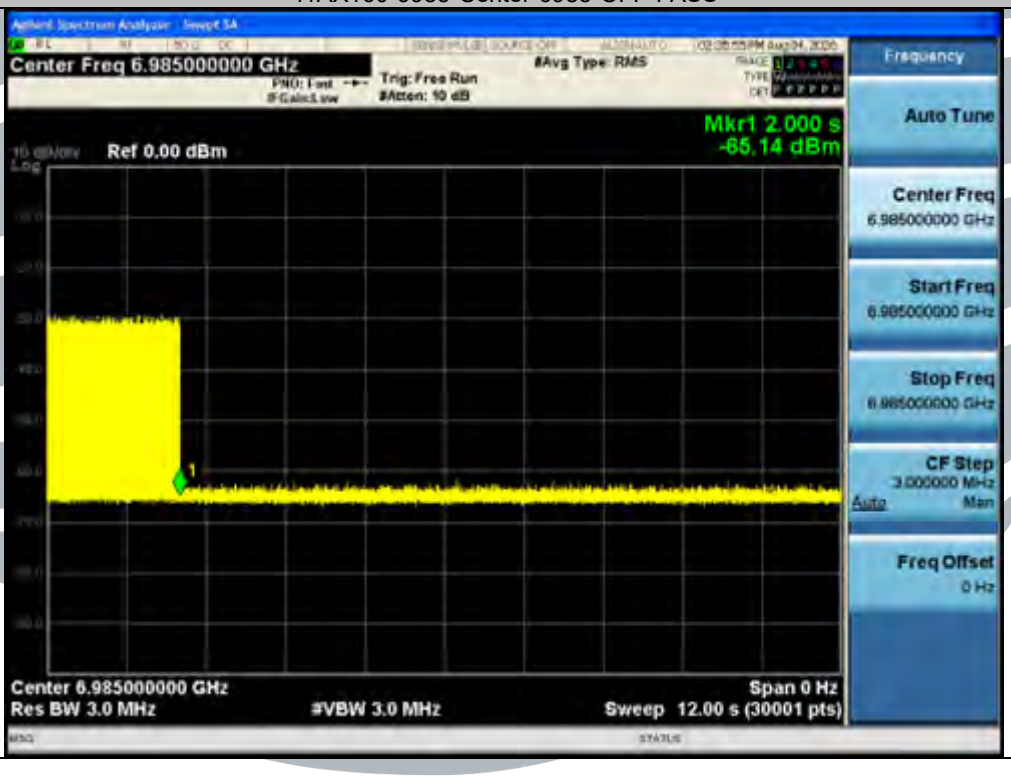

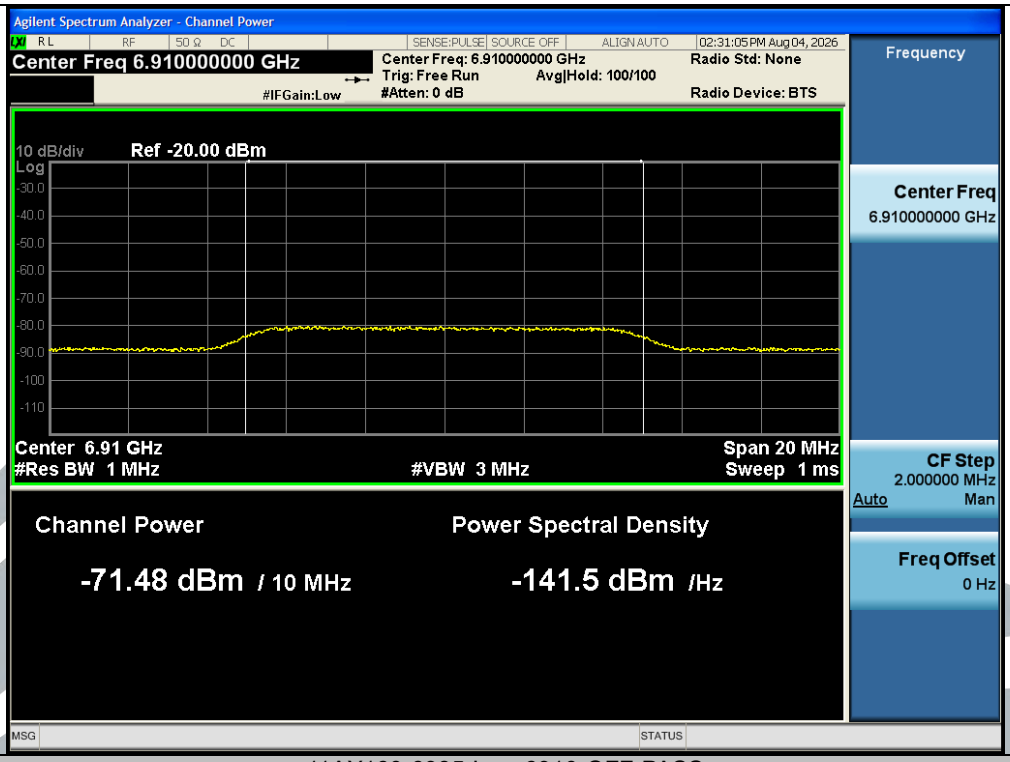

11AX160-6985-Low-6910-OFF-PASS

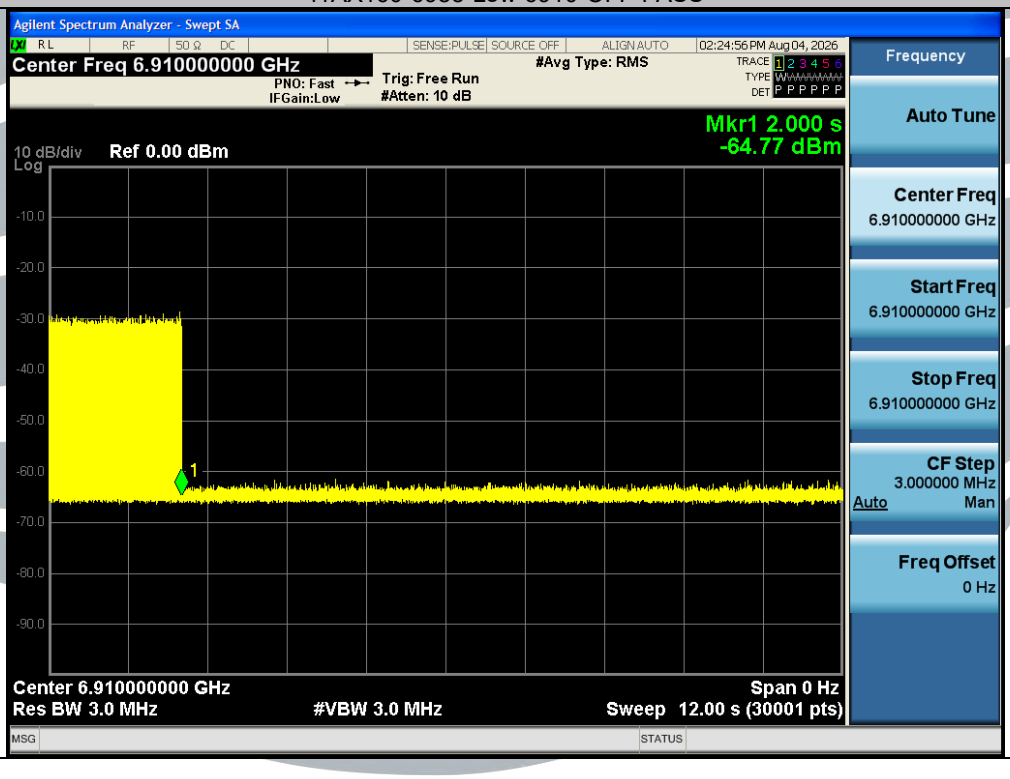

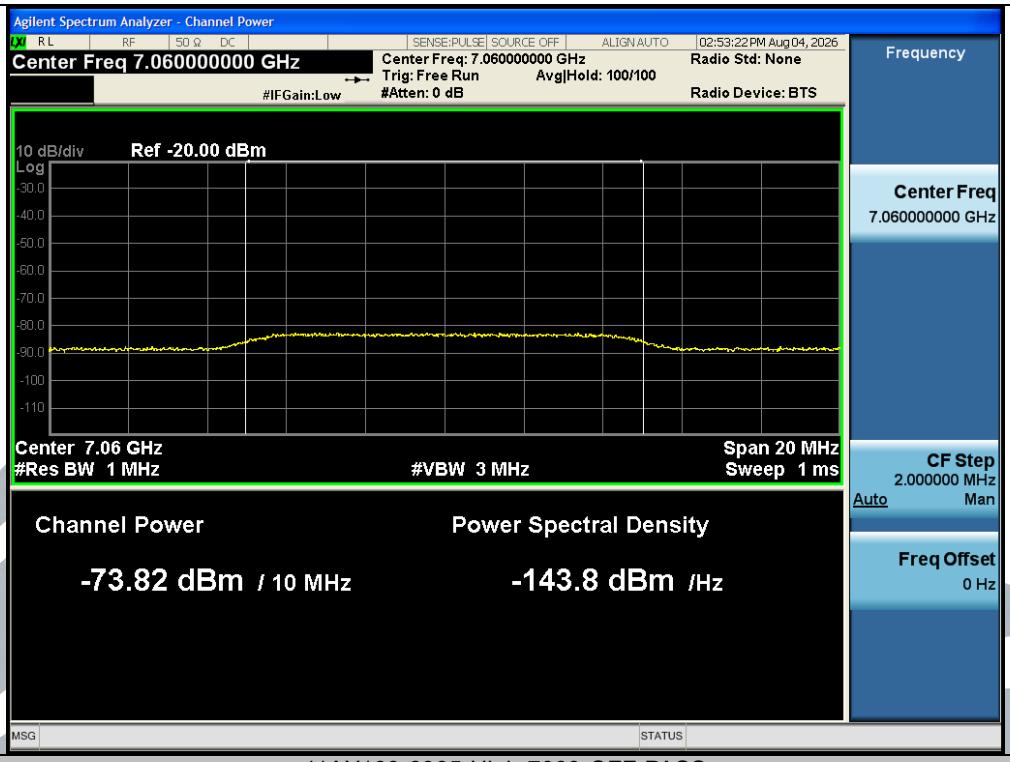

11AX160-6985-High-7060-OFF-PASS

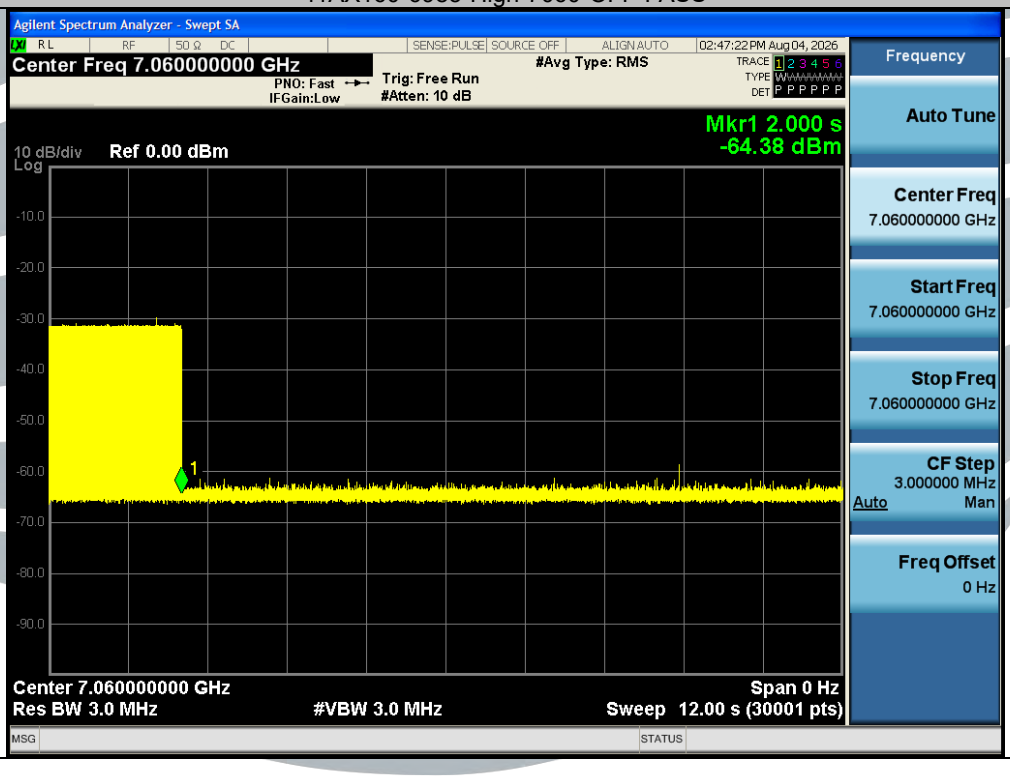

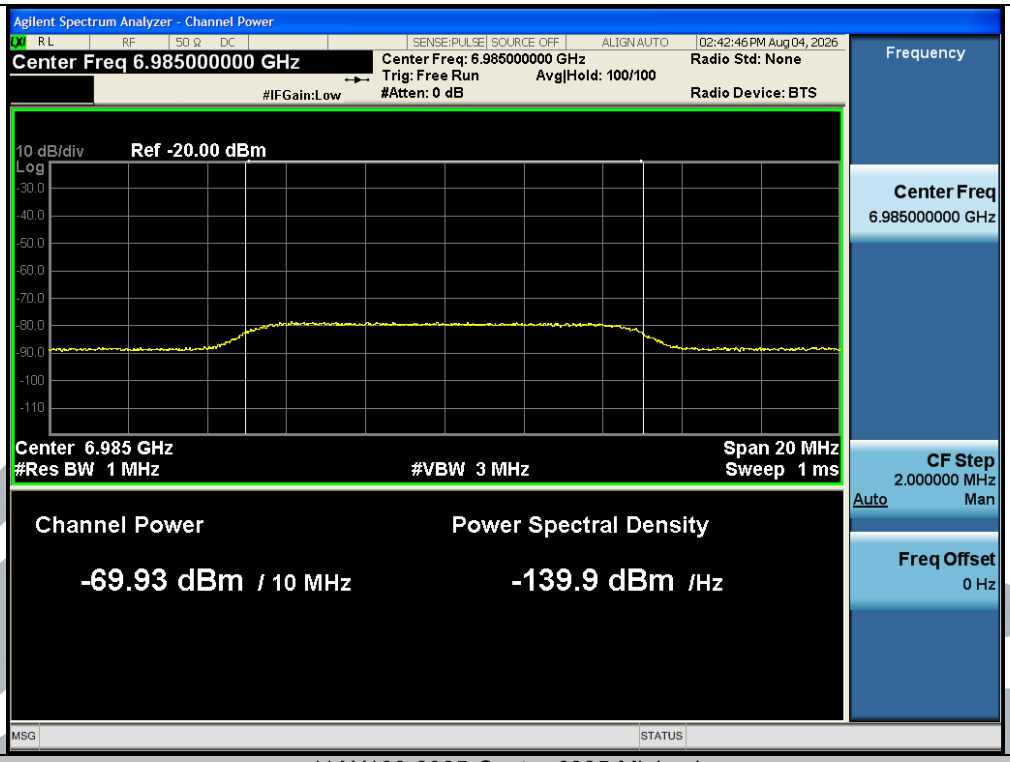

11AX160-6985-Center-6985-Minimal

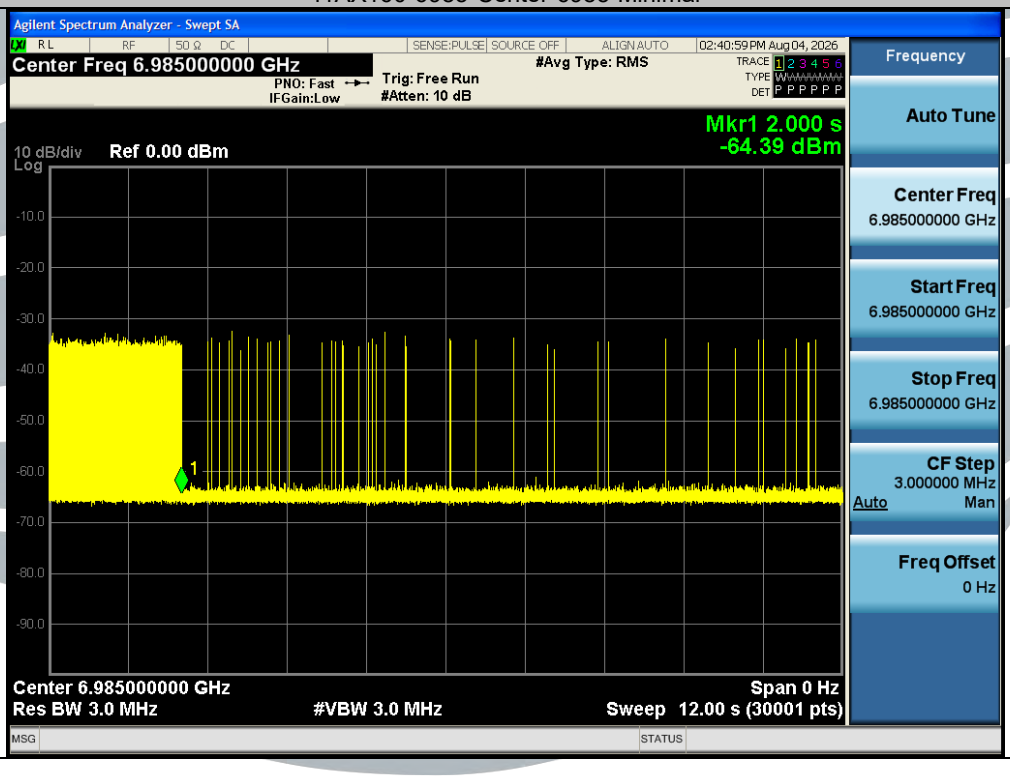

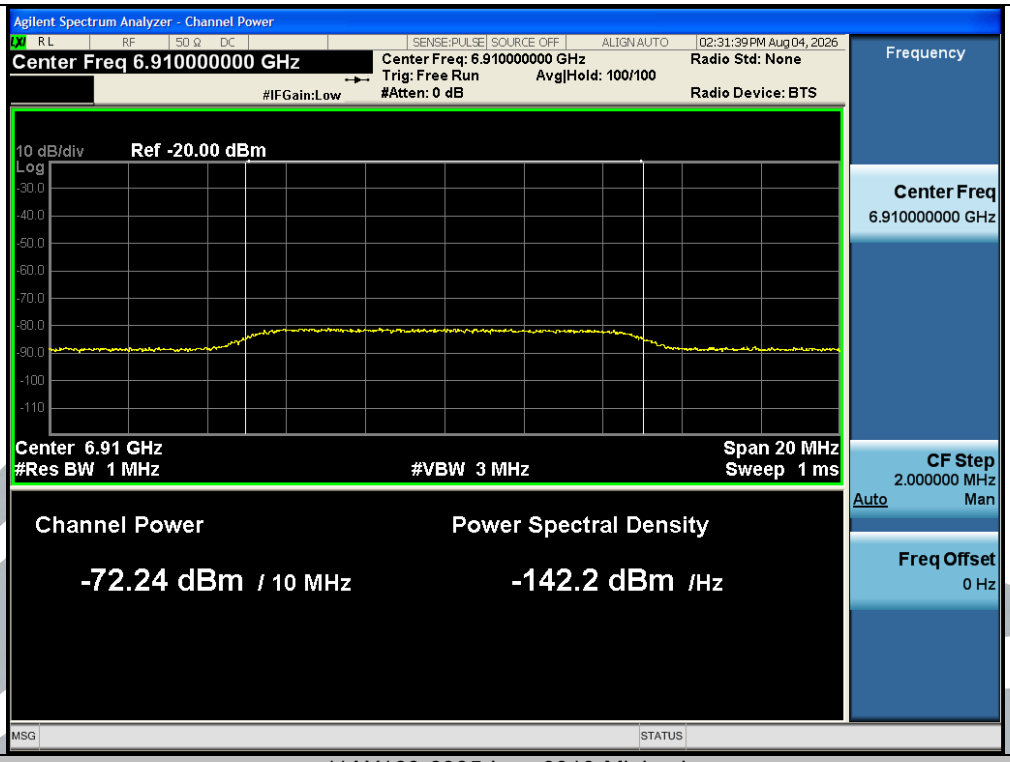

11AX160-6985-Low-6910-Minimal

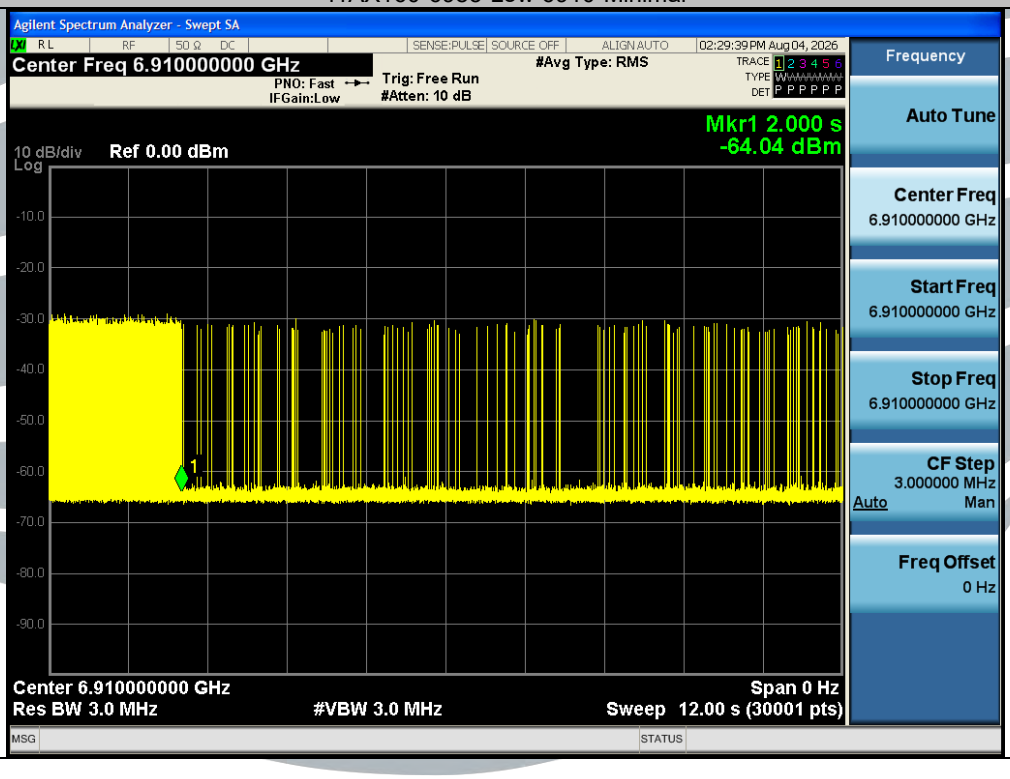

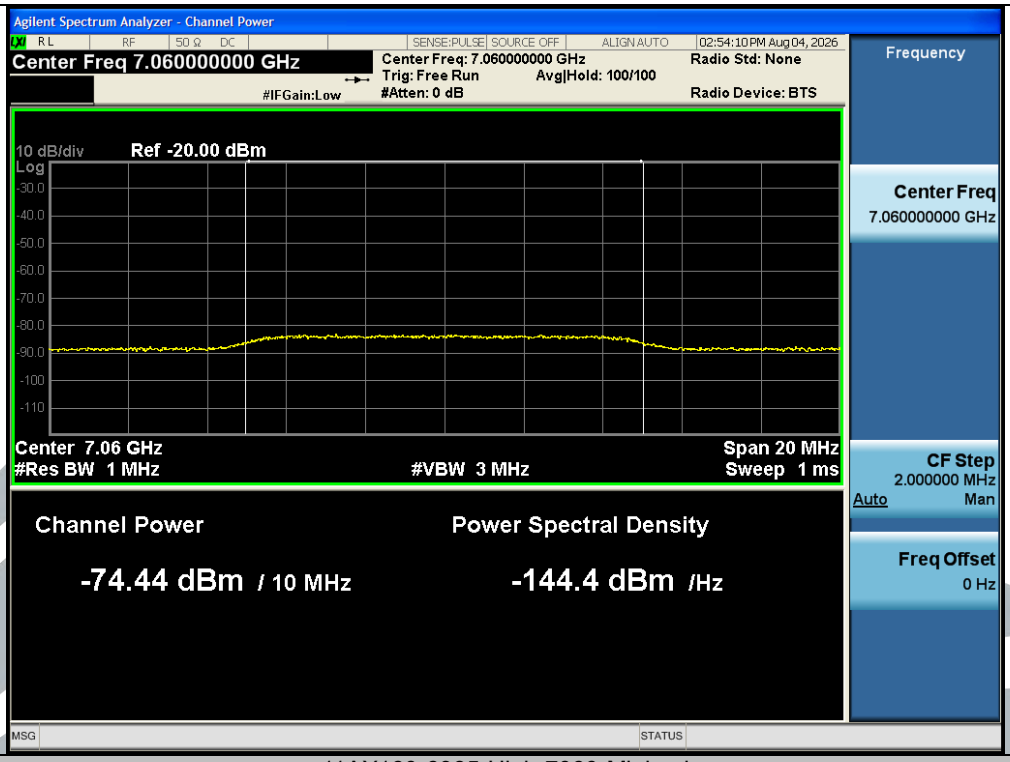

11AX160-6985-High-7060-Minimal

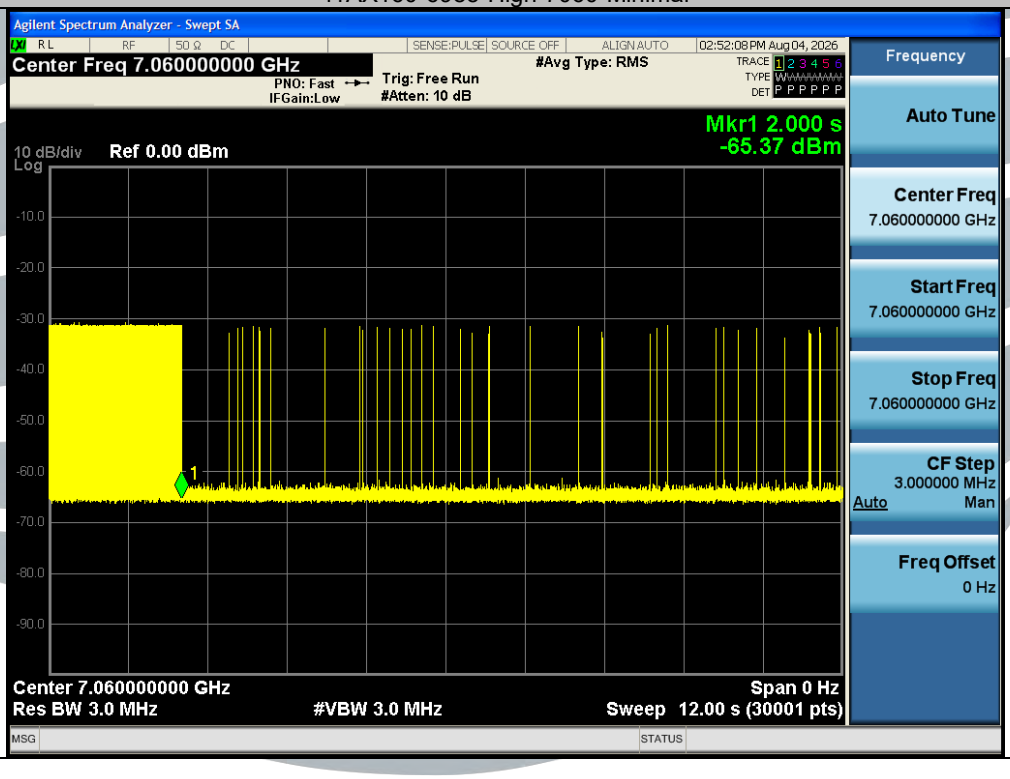

5.9 UNWANTED EMISSIONS

Test Requirement: FCC 47 CFR Part 15 Subpart E Section 15.407 b(6) (8)(9)(10)
FCC 47 CFR Part 15 Subpart C Section 15.209/205

Test Method: KDB 789033 D02 v02r01 Section II G.3, G.4, G.5, and G.6

Receiver Setup:

Frequency	RBW
0.009 MHz-0.150 MHz	200/300 kHz
0.150 MHz -30 MHz	9/10 kHz
30 MHz-1 GHz	100/120 kHz
Above 1 GHz	1 MHz

Limits:

1. Limits of Radiated Emission and Band edge Measurement

Radiated emissions that fall in the restricted bands must comply with the general emissions limits in 15.209(a) as below table. Other emissions shall be at least 20 dB below the highest level of the desired power.

Frequency	Field strength (microvolt/meter)	Limit (dBμV/m)	Remark	Measurement distance (m)
0.009 MHz-0.490 MHz	2400/F(kHz)	--	--	300
0.490 MHz-1.705 MHz	24000/F(kHz)	--	--	30
1.705 MHz-30 MHz	30	--	--	30
30 MHz-88 MHz	100	40.0	Quasi-peak	3
88 MHz-216 MHz	150	43.5	Quasi-peak	3
216 MHz-960 MHz	200	46.0	Quasi-peak	3
960MHz-1GHz	500	54.0	Quasi-peak	3
Above 1 GHz	500	54.0	Average	3

Remark:

a. The lower limit shall apply at the transition frequencies.
b. Emission level (dBuV/m) = 20 log Emission level (uV/m).
c. For frequencies above 1000 MHz, the field strength limits are based on average detector, however, the peak field strength of any emission shall not exceed the maximum permitted average limits, specified above by more than 20 dB under any condition of modulation.

2. Limits of Unwanted Emission Out of the Restricted Bands

Limit	
EIRP Limit	**Equivalent Field Strength at 3 m**
not exceed an e.i.r.p. of −27 dBm/MHz.	68.2 (dBμV/m)

Test Setup: Refer to section 4.5.1 for details.

Test Procedures:

1. The EUT was placed on the top of a rotating table 0.8 meters (for below 1 GHz) / 1.5 meters (for above 1 GHz) above the ground at 3 meter chamber room for test. The table was rotated 360 degrees to determine the position of the highest radiation.
2. The EUT was set 3 meters away from the interference-receiving antenna, which was mounted on the top of a variable-height antenna tower.
3. The height of antenna is varied from one meter to four meters above the ground to determine the maximum value of the field strength. Both horizontal and vertical polarizations of the antenna are set to make the measurement.
4. For each suspected emission, the EUT was arranged to its worst case and then the antenna was tuned to heights from 1 meter to 4 meters and the rotatable table was turned from 0 degrees to 360 degrees to find the maximum reading.
5. The test-receiver system was set to quasi-peak detect function and specified bandwidth with maximum hold mode when the test frequency is below 1 GHz.
6. The test-receiver system was set to peak and average detected function and specified bandwidth with maximum hold mode when the test frequency is above 1 GHz. If the peak reading value also meets average limit, measurement with the average detector is unnecessary.

Remark:

a) The resolution bandwidth and video bandwidth of test receiver/spectrum analyzer is 120 kHz for Quasi-peak detection (QP) at frequency below 1 GHz.

b) The resolution bandwidth of test receiver/spectrum analyzer is 1 MHz and the video bandwidth is 3 MHz for Peak detection (PK) at frequency above 1 GHz.

c) The resolution bandwidth of test receiver/spectrum analyzer is 1 MHz and the video bandwidth is 3 MHz for RMS Average (Duty cycle < 98 %) for Average detection (AV) at frequency above 1 GHz, then the measurement results was added to a correction factor (10 log(1/duty cycle)).

d) The resolution bandwidth of test receiver/spectrum analyzer is 1 MHz and the video bandwidth is 10 Hz (Duty cycle ≥ 98 %) or ≥ 1/T(duty cycle is < 98%) for Average detection (AV) at frequency above 1 GHz.

e) All modes of operation were investigated and the worst-case emissions are reported.

Equipment Used: Refer to section 3 for details.

Test Result: Pass

The measurement data as follows:

Radiated Emission Test Data (9 kHz ~ 30 MHz):
The amplitude of spurious emissions attenuated more than 20 dB below the permissible value is not required to be report.

Radiated Emission Test Data (30 MHz ~ 1 GHz):

Worst-Case Configuration

Horizontal

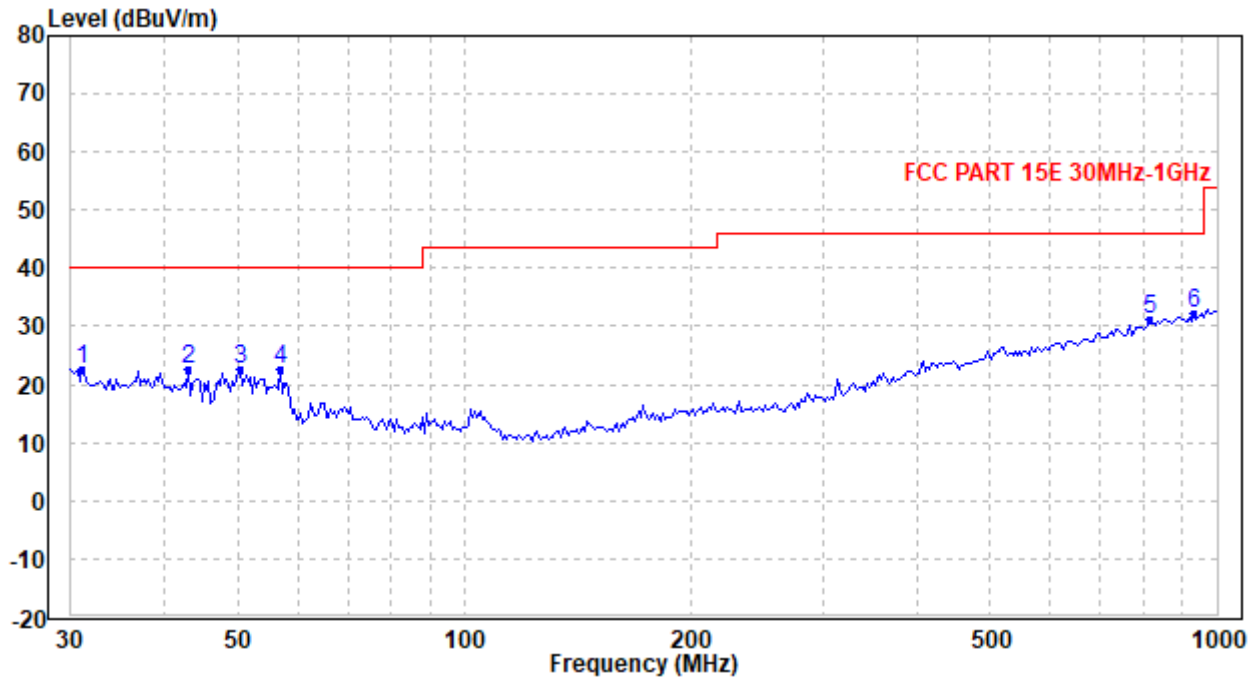

No.	Frequency (MHz)	Reading (dBuV)	Correction factor (dB)	Result (dBuV/m)	Limit (dBuV/m)	Margin (dB)	Detector
1	31.073	29.01	-6.51	22.50	40.00	-17.50	Peak
2	42.931	33.21	-10.71	22.50	40.00	-17.50	Peak
3	50.461	36.80	-14.19	22.61	40.00	-17.39	Peak
4	56.864	39.89	-17.29	22.60	40.00	-17.40	Peak
5	815.635	28.11	2.97	31.08	46.00	-14.92	Peak
6	932.141	27.92	4.45	32.37	46.00	-13.63	Peak

Vertical

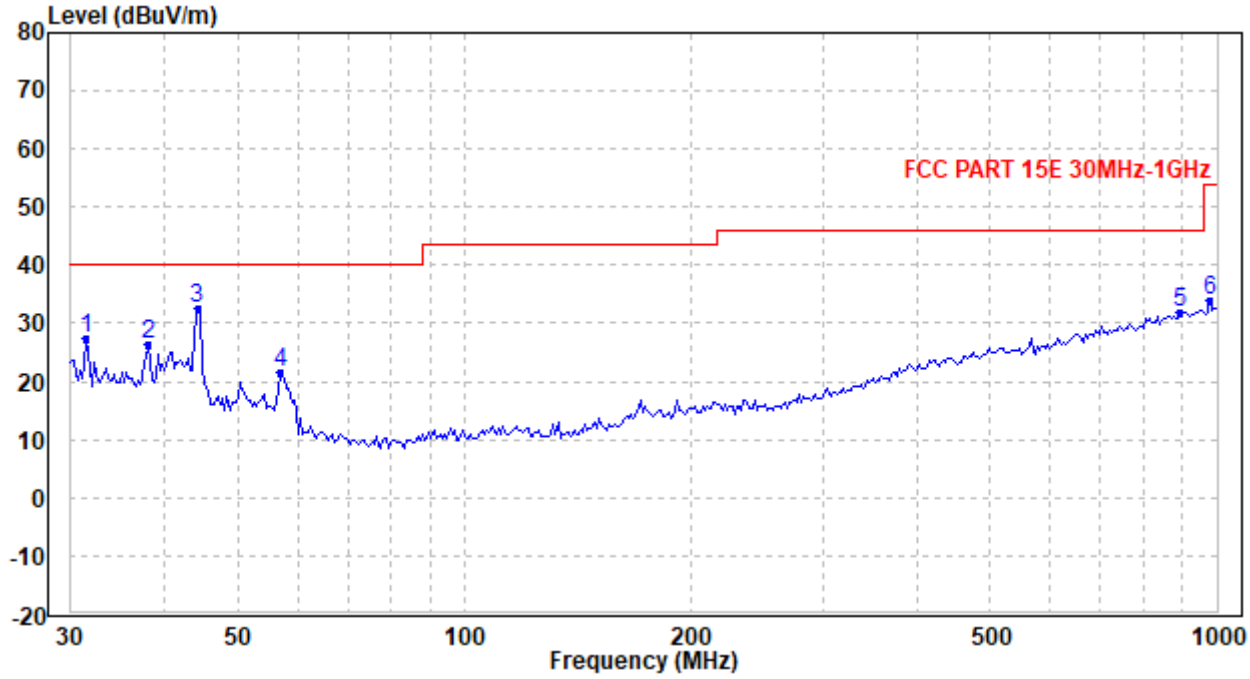

No.	Frequency (MHz)	Reading (dBuV)	Correction factor (dB)	Result (dBuV/m)	Limit (dBuV/m)	Margin (dB)	Detector
1	31.513	34.06	-6.54	27.52	40.00	-12.48	Peak
2	38.096	34.29	-7.77	26.52	40.00	-13.48	Peak
3	44.154	45.26	-12.84	32.42	40.00	-7.58	Peak
4	56.864	38.84	-17.29	21.55	40.00	-18.45	Peak
5	893.656	27.83	4.15	31.98	46.00	-14.02	Peak
6	979.139	28.74	5.25	33.99	54.00	-20.01	Peak

Radiated Emission Test Data (1-18GHz):

No.	Frequency (MHz)	Reading (dBμV)	Correction factor (dB/m)	Result (dBμV/m)	Limit (dBμV/m)	Margin (dB)	Detector	Antenna Polaxis
802.11ax20_Full RU_Chain 0+1_5955 MHz								
1	11910	33.51	5.52	39.03	54.00	-14.97	Average	Horizontal
2	11910	45.86	5.52	51.38	74.00	-22.62	Peak	Horizontal
3	17865	30.94	10.17	41.11	54.00	-12.89	Average	Horizontal
4	17865	43.82	10.17	53.99	74.00	-20.01	Peak	Horizontal
5	29775	31.90	6.67	38.57	48.20	-9.63	Average	Horizontal
6	29775	44.26	6.67	50.93	68.20	-17.27	Peak	Horizontal
7	35730	31.97	7.32	39.29	48.20	-8.91	Average	Horizontal
8	35730	44.40	7.32	51.72	68.20	-16.48	Peak	Horizontal
9	11910	33.48	5.52	39.00	54.00	-15.00	Average	Vertical
10	11910	45.95	5.52	51.47	74.00	-22.53	Peak	Vertical
11	17865	30.85	10.17	41.02	54.00	-12.98	Average	Vertical
12	17865	44.12	10.17	54.29	74.00	-19.71	Peak	Vertical
13	29775	31.79	6.74	38.53	48.20	-9.67	Average	Vertical
14	29775	44.19	6.74	50.93	68.20	-17.27	Peak	Vertical
15	35730	31.90	7.24	39.14	48.20	-9.06	Average	Vertical
16	35730	43.33	7.24	50.57	68.20	-17.63	Peak	Vertical
802.11ax20_Full RU_Chain 0+1_6175 MHz								
1	12350	32.44	6.40	38.84	54.00	-15.16	Average	Horizontal
2	12350	45.87	6.40	52.27	74.00	-21.73	Peak	Horizontal
3	30875	30.39	7.57	37.96	48.20	-10.24	Average	Horizontal
4	30875	41.96	7.57	49.53	68.20	-18.67	Peak	Horizontal
5	37050	32.52	7.34	39.86	48.20	-8.34	Average	Horizontal
6	37050	45.53	7.34	52.87	68.20	-15.33	Peak	Horizontal
7	12350	32.40	6.40	38.80	54.00	-15.20	Average	Vertical
8	12350	45.27	6.40	51.67	74.00	-22.33	Peak	Vertical
9	30875	30.29	7.57	37.86	48.20	-10.34	Average	Vertical
10	30875	42.25	7.57	49.82	68.20	-18.38	Peak	Vertical
11	37050	32.37	7.26	39.63	48.20	-8.57	Average	Vertical
12	37050	44.86	7.26	52.12	68.20	-16.08	Peak	Vertical
802.11ax20_Full RU_Chain 0+1_6415 MHz								
1	12830	31.63	7.09	38.72	48.20	-9.48	Average	Horizontal
2	12830	44.17	7.09	51.26	68.20	-16.94	Peak	Horizontal
3	32075	30.40	7.73	38.13	48.20	-10.07	Average	Horizontal
4	32075	41.71	7.73	49.44	68.20	-18.76	Peak	Horizontal
5	38490	32.47	7.36	39.83	48.20	-8.37	Average	Horizontal
6	38490	44.14	7.36	51.50	68.20	-16.70	Peak	Horizontal
7	12830	31.63	7.09	38.72	48.20	-9.48	Average	Vertical
8	12830	43.62	7.09	50.71	68.20	-17.49	Peak	Vertical
9	32075	30.45	7.77	38.22	48.20	-9.98	Average	Vertical
10	32075	42.11	7.77	49.88	68.20	-18.32	Peak	Vertical
11	38490	32.51	7.26	39.77	48.20	-8.43	Average	Vertical
12	38490	43.83	7.26	51.09	68.20	-17.11	Peak	Vertical
802.11ax20_Full RU_Chain 0+1_6435 MHz								
1	12870	31.51	7.13	38.64	48.20	-9.56	Average	Horizontal
2	12870	44.00	7.13	51.13	68.20	-17.07	Peak	Horizontal
3	32175	30.88	7.57	38.45	48.20	-9.75	Average	Horizontal
4	32175	42.15	7.57	49.72	68.20	-18.48	Peak	Horizontal
5	38610	31.25	7.29	38.54	48.20	-9.66	Average	Horizontal
6	38610	42.86	7.29	50.15	68.20	-18.05	Peak	Horizontal
7	12870	31.55	7.13	38.68	48.20	-9.52	Average	Vertical
8	12870	44.72	7.13	51.85	68.20	-16.35	Peak	Vertical
9	32175	30.90	7.53	38.43	48.20	-9.77	Average	Vertical

10	32175	42.61	7.53	50.14	68.20	-18.06	Peak	Vertical
11	38610	31.15	7.19	38.34	48.20	-9.86	Average	Vertical
12	38610	43.19	7.19	50.38	68.20	-17.82	Peak	Vertical
802.11ax20_Full RU_Chain 0+1_6475 MHz								
1	12950.000	31.31	7.22	38.53	48.20	-9.67	Average	Horizontal
2	12950.000	43.46	7.22	50.68	68.20	-17.52	Peak	Horizontal
3	32375.000	31.11	7.55	38.66	48.20	-9.54	Average	Horizontal
4	32375.000	41.61	7.55	49.16	68.20	-19.04	Peak	Horizontal
5	38850.000	34.78	7.46	42.24	48.20	-5.96	Average	Horizontal
6	38850.000	46.58	7.46	54.04	68.20	-14.16	Peak	Horizontal
7	12950.000	31.35	7.22	38.57	48.20	-9.63	Average	Vertical
8	12950.000	43.59	7.22	50.81	68.20	-17.39	Peak	Vertical
9	32375.000	30.76	7.45	38.21	48.20	-9.99	Average	Vertical
10	32375.000	43.09	7.45	50.54	68.20	-17.66	Peak	Vertical
11	38850.000	34.66	7.44	42.10	48.20	-6.10	Average	Vertical
12	38850.000	47.27	7.44	54.71	68.20	-13.49	Peak	Vertical
802.11ax20_Full RU_Chain 0+1_6515 MHz								
1	13030	30.56	7.32	37.88	48.20	-10.32	Average	Horizontal
2	13030	43.23	7.32	50.55	68.20	-17.65	Peak	Horizontal
3	32575	30.48	7.57	38.05	48.20	-10.15	Average	Horizontal
4	32575	42.14	7.57	49.71	68.20	-18.49	Peak	Horizontal
5	39090	31.21	8.00	39.21	48.20	-8.99	Average	Horizontal
6	39090	42.97	8.00	50.97	68.20	-17.23	Peak	Horizontal
7	13030	30.69	7.32	38.01	48.20	-10.19	Average	Vertical
8	13030	43.21	7.32	50.53	68.20	-17.67	Peak	Vertical
9	32575	30.38	7.47	37.85	48.20	-10.35	Average	Vertical
10	32575	42.87	7.47	50.34	68.20	-17.86	Peak	Vertical
11	39090	31.10	8.10	39.20	48.20	-9.00	Average	Vertical
12	39090	42.48	8.10	50.58	68.20	-17.62	Peak	Vertical
802.11ax20_Full RU_Chain 0+1_6535 MHz								
1	13070	31.61	7.37	38.98	48.20	-9.22	Average	Horizontal
2	13070	44.22	7.37	51.59	68.20	-16.61	Peak	Horizontal
3	32675	30.29	7.45	37.74	48.20	-10.46	Average	Horizontal
4	32675	41.68	7.45	49.13	68.20	-19.07	Peak	Horizontal
5	39210	32.10	8.22	40.32	48.20	-7.88	Average	Horizontal
6	39210	43.07	8.22	51.29	68.20	-16.91	Peak	Horizontal
7	13070	31.61	7.37	38.98	48.20	-9.22	Average	Vertical
8	13070	43.64	7.37	51.01	68.20	-17.19	Peak	Vertical
9	32675	30.33	7.35	37.68	48.20	-10.52	Average	Vertical
10	32675	41.94	7.35	49.29	68.20	-18.91	Peak	Vertical
11	39210	32.14	8.32	40.46	48.20	-7.74	Average	Vertical
12	39210	43.60	8.32	51.92	68.20	-16.28	Peak	Vertical
802.11ax20_Full RU_Chain 0+1_6695 MHz								
1	13390	30.37	7.76	38.13	54.00	-15.87	Average	Horizontal
2	13390	42.46	7.76	50.22	74.00	-23.78	Peak	Horizontal
3	26780	34.04	0.69	34.73	48.20	-13.47	Average	Horizontal
4	26780	45.82	0.69	46.51	68.20	-21.69	Peak	Horizontal
5	33475	31.81	7.06	38.87	48.20	-9.33	Average	Horizontal
6	33475	42.50	7.06	49.56	68.20	-18.64	Peak	Horizontal
7	13390	30.33	7.76	38.09	54.00	-15.91	Average	Vertical
8	13390	42.96	7.76	50.72	74.00	-23.28	Peak	Vertical
9	26780	34.00	0.69	34.69	48.20	-13.51	Average	Vertical
10	26780	45.04	0.69	45.73	68.20	-22.47	Peak	Vertical
11	33475	31.46	6.96	38.42	48.20	-9.78	Average	Vertical
12	33475	43.00	6.96	49.96	68.20	-18.24	Peak	Vertical
802.11ax20_Full RU_Chain 0+1_6855 MHz								
1	13710	29.82	8.24	38.06	48.20	-10.14	Average	Horizontal

2	13710	42.81	8.24	51.05	68.20	-17.15	Peak	Horizontal
3	27420	32.78	1.74	34.52	48.20	-13.68	Average	Horizontal
4	27420	44.01	1.74	45.75	68.20	-22.45	Peak	Horizontal
5	34275	31.24	7.53	38.77	48.20	-9.43	Average	Horizontal
6	34275	42.12	7.53	49.65	68.20	-18.55	Peak	Horizontal
7	13710	29.77	8.24	38.01	48.20	-10.19	Average	Vertical
8	13710	42.26	8.24	50.50	68.20	-17.70	Peak	Vertical
9	27420	32.79	1.78	34.57	48.20	-13.63	Average	Vertical
10	27420	43.95	1.78	45.73	68.20	-22.47	Peak	Vertical
11	34275	31.33	7.52	38.85	48.20	-9.35	Average	Vertical
12	34275	42.87	7.52	50.39	68.20	-17.81	Peak	Vertical
802.11ax20_Full RU_Chain 0+1_6875 MHz								
1	13750	30.26	8.29	38.55	48.20	-9.65	Average	Horizontal
2	13750	42.84	8.29	51.13	68.20	-17.07	Peak	Horizontal
3	27500	33.02	1.87	34.89	48.20	-13.31	Average	Horizontal
4	27500	44.01	1.87	45.88	68.20	-22.32	Peak	Horizontal
5	34375	31.25	7.42	38.67	48.20	-9.53	Average	Horizontal
6	34375	42.79	7.42	50.21	68.20	-17.99	Peak	Horizontal
7	13750	30.26	8.29	38.55	48.20	-9.65	Average	Vertical
8	13750	42.72	8.29	51.01	68.20	-17.19	Peak	Vertical
9	27500	33.02	1.97	34.99	48.20	-13.21	Average	Vertical
10	27500	44.19	1.97	46.16	68.20	-22.04	Peak	Vertical
11	34375	31.25	7.37	38.62	48.20	-9.58	Average	Vertical
12	34375	42.39	7.37	49.76	68.20	-18.44	Peak	Vertical
802.11ax20_Full RU_Chain 0+1_6895 MHz								
1	13790	30.24	8.35	38.59	48.20	-9.61	Average	Horizontal
2	13790	42.37	8.35	50.72	68.20	-17.48	Peak	Horizontal
3	27580	33.10	2.00	35.10	48.20	-13.10	Average	Horizontal
4	27580	44.71	2.00	46.71	68.20	-21.49	Peak	Horizontal
5	34475	31.53	7.31	38.84	48.20	-9.36	Average	Horizontal
6	34475	43.37	7.31	50.68	68.20	-17.52	Peak	Horizontal
7	13790	30.20	8.35	38.55	48.20	-9.65	Average	Vertical
8	13790	42.56	8.35	50.91	68.20	-17.29	Peak	Vertical
9	27580	32.99	2.10	35.09	48.20	-13.11	Average	Vertical
10	27580	44.39	2.10	46.49	68.20	-21.71	Peak	Vertical
11	34475	31.51	7.22	38.73	48.20	-9.47	Average	Vertical
12	34475	42.99	7.22	50.21	68.20	-17.99	Peak	Vertical
802.11ax20_Full RU_Chain 0+1_6995 MHz								
1	13990	29.81	8.68	38.49	48.20	-9.71	Average	Horizontal
2	13990	42.71	8.68	51.39	68.20	-16.81	Peak	Horizontal
3	27980	32.44	3.50	35.94	48.20	-12.26	Average	Horizontal
4	27980	44.35	3.50	47.85	68.20	-20.35	Peak	Horizontal
5	34975	31.00	7.63	38.63	48.20	-9.57	Average	Horizontal
6	34975	42.02	7.63	49.65	68.20	-18.55	Peak	Horizontal
7	13990	29.86	8.68	38.54	48.20	-9.66	Average	Vertical
8	13990	42.30	8.68	50.98	68.20	-17.22	Peak	Vertical
9	27980	32.36	3.69	36.05	48.20	-12.15	Average	Vertical
10	27980	44.26	3.69	47.95	68.20	-20.25	Peak	Vertical
11	34975	30.92	7.54	38.46	48.20	-9.74	Average	Vertical
12	34975	41.90	7.54	49.44	68.20	-18.76	Peak	Vertical
802.11ax20_Full RU_Chain 0+1_7115 MHz								
1	14230	30.04	8.86	38.90	48.20	-9.30	Average	Horizontal
2	14230	42.87	8.86	51.73	68.20	-16.47	Peak	Horizontal
3	28460	31.75	4.71	36.46	48.20	-11.74	Average	Horizontal
4	28460	43.54	4.71	48.25	68.20	-19.95	Peak	Horizontal
5	35575	30.86	7.80	38.66	48.20	-9.54	Average	Horizontal
6	35575	43.15	7.80	50.95	68.20	-17.25	Peak	Horizontal

7	14230	29.94	8.86	38.80	48.20	-9.40	Average	Vertical
8	14230	43.34	8.86	52.20	68.20	-16.00	Peak	Vertical
9	28460	31.68	4.56	36.24	48.20	-11.96	Average	Vertical
10	28460	44.16	4.56	48.72	68.20	-19.48	Peak	Vertical
11	35575	30.80	7.88	38.68	48.20	-9.52	Average	Vertical
12	35575	42.04	7.88	49.92	68.20	-18.28	Peak	Vertical
802.11ax40_Full RU_Chain 0+1_5965 MHz								
1	11930	33.37	5.56	38.93	54.00	-15.07	Average	Horizontal
2	11930	45.86	5.56	51.42	74.00	-22.58	Peak	Horizontal
3	17895	30.84	10.27	41.11	54.00	-12.89	Average	Horizontal
4	17895	43.38	10.27	53.65	74.00	-20.35	Peak	Horizontal
5	29825	31.33	6.72	38.05	48.20	-10.15	Average	Horizontal
6	29825	43.19	6.72	49.91	68.20	-18.29	Peak	Horizontal
7	35790	31.73	7.25	38.98	48.20	-9.22	Average	Horizontal
8	35790	43.22	7.25	50.47	68.20	-17.73	Peak	Horizontal
9	11930	33.41	5.56	38.97	54.00	-15.03	Average	Vertical
10	11930	46.34	5.56	51.90	74.00	-22.10	Peak	Vertical
11	17895	30.75	10.27	41.02	54.00	-12.98	Average	Vertical
12	17895	43.30	10.27	53.57	74.00	-20.43	Peak	Vertical
13	29825	31.30	6.73	38.03	48.20	-10.17	Average	Vertical
14	29825	42.67	6.73	49.40	68.20	-18.80	Peak	Vertical
15	35790	31.72	7.17	38.89	48.20	-9.31	Average	Vertical
16	35790	42.70	7.17	49.87	68.20	-18.33	Peak	Vertical
802.11ax40_Full RU_Chain 0+1_6165 MHz								
1	12330	32.44	6.36	38.80	54.00	-15.20	Average	Horizontal
2	12330	44.94	6.36	51.30	74.00	-22.70	Peak	Horizontal
3	29825	31.30	6.73	38.03	48.20	-10.17	Average	Vertical
4	30825	41.88	7.50	49.38	68.20	-18.82	Peak	Horizontal
5	35790	31.72	7.17	38.89	48.20	-9.31	Average	Vertical
6	36990	43.66	7.25	50.91	68.20	-17.29	Peak	Horizontal
7	12330	32.37	6.36	38.73	54.00	-15.27	Average	Vertical
8	12330	45.10	6.36	51.46	74.00	-22.54	Peak	Vertical
9	30825	30.75	7.46	38.21	48.20	-9.99	Average	Vertical
10	30825	42.35	7.46	49.81	68.20	-18.39	Peak	Vertical
11	36990	32.00	7.16	39.16	48.20	-9.04	Average	Vertical
12	36990	43.52	7.16	50.68	68.20	-17.52	Peak	Vertical
802.11ax40_Full RU_Chain 0+1_6405 MHz								
1	12810	31.34	7.07	38.41	48.20	-9.79	Average	Horizontal
2	12810	43.26	7.07	50.33	68.20	-17.87	Peak	Horizontal
3	32025	30.49	7.81	38.30	48.20	-9.90	Average	Horizontal
4	32025	41.48	7.81	49.29	68.20	-18.91	Peak	Horizontal
5	38430	32.33	7.40	39.73	48.20	-8.47	Average	Horizontal
6	38430	43.75	7.40	51.15	68.20	-17.05	Peak	Horizontal
7	12810	31.34	7.07	38.41	48.20	-9.79	Average	Vertical
8	12810	44.14	7.07	51.21	68.20	-16.99	Peak	Vertical
9	32025	30.30	7.89	38.19	48.20	-10.01	Average	Vertical
10	32025	41.59	7.89	49.48	68.20	-18.72	Peak	Vertical
11	38430	32.24	7.32	39.56	48.20	-8.64	Average	Vertical
12	38430	43.62	7.32	50.94	68.20	-17.26	Peak	Vertical
802.11ax40_Full RU_Chain 0+1_6445 MHz								
1	12890	31.52	7.16	38.68	48.20	-9.52	Average	Horizontal
2	12890	44.22	7.16	51.38	68.20	-16.82	Peak	Horizontal
3	32225	30.45	7.49	37.94	48.20	-10.26	Average	Horizontal
4	32225	42.10	7.49	49.59	68.20	-18.61	Peak	Horizontal
5	38670	31.02	7.25	38.27	48.20	-9.93	Average	Horizontal
6	38670	42.23	7.25	49.48	68.20	-18.72	Peak	Horizontal
7	12890	31.45	7.16	38.61	48.20	-9.59	Average	Vertical