8	12890	44.05	7.16	51.21	68.20	-16.99	Peak	Vertical
9	32225	30.40	7.41	37.81	48.20	-10.39	Average	Vertical
10	32225	41.64	7.41	49.05	68.20	-19.15	Peak	Vertical
11	38670	31.06	7.15	38.21	48.20	-9.99	Average	Vertical
12	38670	42.68	7.15	49.83	68.20	-18.37	Peak	Vertical
802.11ax40_Full RU_Chain 0+1_6485 MHz								
1	12970	31.29	7.24	38.53	48.20	-9.67	Average	Horizontal
2	12970	44.58	7.24	51.82	68.20	-16.38	Peak	Horizontal
3	32425	30.81	7.59	38.40	48.20	-9.80	Average	Horizontal
4	32425	42.17	7.59	49.76	68.20	-18.44	Peak	Horizontal
5	38910	32.31	7.61	39.92	48.20	-8.28	Average	Horizontal
6	38910	44.66	7.61	52.27	68.20	-15.93	Peak	Horizontal
7	12970	31.29	7.24	38.53	48.20	-9.67	Average	Vertical
8	12970	43.78	7.24	51.02	68.20	-17.18	Peak	Vertical
9	32425	30.86	7.49	38.35	48.20	-9.85	Average	Vertical
10	32425	42.49	7.49	49.98	68.20	-18.22	Peak	Vertical
11	38910	32.48	7.64	40.12	48.20	-8.08	Average	Vertical
12	38910	44.27	7.64	51.91	68.20	-16.29	Peak	Vertical
802.11ax40_Full RU_Chain 0+1_6525 MHz								
1	13050	30.63	7.34	37.97	48.20	-10.23	Average	Horizontal
2	13050	44.09	7.34	51.43	68.20	-16.77	Peak	Horizontal
3	32625	30.22	7.51	37.73	48.20	-10.47	Average	Horizontal
4	32625	41.59	7.51	49.10	68.20	-19.10	Peak	Horizontal
5	39150	31.90	8.11	40.01	48.20	-8.19	Average	Horizontal
6	39150	43.24	8.11	51.35	68.20	-16.85	Peak	Horizontal
7	13050	30.54	7.34	37.88	48.20	-10.32	Average	Vertical
8	13050	43.83	7.34	51.17	68.20	-17.03	Peak	Vertical
9	32625	30.36	7.41	37.77	48.20	-10.43	Average	Vertical
10	32625	41.78	7.41	49.19	68.20	-19.01	Peak	Vertical
11	39150	31.85	8.21	40.06	48.20	-8.14	Average	Vertical
12	39150	42.90	8.21	51.11	68.20	-17.09	Peak	Vertical
802.11ax40_Full RU_Chain 0+1_6565 MHz								
1	13130	31.17	7.44	38.61	48.20	-9.59	Average	Horizontal
2	13130	45.12	7.44	52.56	68.20	-15.64	Peak	Horizontal
3	32825	31.45	7.42	38.87	48.20	-9.33	Average	Horizontal
4	32825	42.83	7.42	50.25	68.20	-17.95	Peak	Horizontal
5	39390	32.18	8.87	41.05	48.20	-7.15	Average	Horizontal
6	39390	43.82	8.87	52.69	68.20	-15.51	Peak	Horizontal
7	13130	31.17	7.44	38.61	48.20	-9.59	Average	Vertical
8	13130	43.68	7.44	51.12	68.20	-17.08	Peak	Vertical
9	32825	31.28	7.32	38.60	48.20	-9.60	Average	Vertical
10	32825	42.50	7.32	49.82	68.20	-18.38	Peak	Vertical
11	39390	32.30	8.97	41.27	48.20	-6.93	Average	Vertical
12	39390	44.03	8.97	53.00	68.20	-15.20	Peak	Vertical
802.11ax40_Full RU_Chain 0+1_6685 MHz								
1	13370	30.36	7.73	38.09	54.00	-15.91	Average	Horizontal
2	13370	42.68	7.73	50.41	74.00	-23.59	Peak	Horizontal
3	26740	33.44	0.68	34.12	48.20	-14.08	Average	Horizontal
4	26740	45.34	0.68	46.02	68.20	-22.18	Peak	Horizontal
5	33425	31.68	7.08	38.76	48.20	-9.44	Average	Horizontal
6	33425	42.45	7.08	49.53	68.20	-18.67	Peak	Horizontal
7	13370	30.36	7.73	38.09	54.00	-15.91	Average	Vertical
8	13370	42.89	7.73	50.62	74.00	-23.38	Peak	Vertical
9	26740	33.48	0.68	34.16	48.20	-14.04	Average	Vertical
10	26740	44.82	0.68	45.50	68.20	-22.70	Peak	Vertical
11	33425	31.89	6.98	38.87	48.20	-9.33	Average	Vertical
12	33425	43.88	6.98	50.86	68.20	-17.34	Peak	Vertical

802.11ax40_Full RU_Chain 0+1_6845 MHz								
1	13690	29.77	8.19	37.96	48.20	-10.24	Average	Horizontal
2	13690	41.40	8.19	49.59	68.20	-18.61	Peak	Horizontal
3	27380	32.90	1.67	34.57	48.20	-13.63	Average	Horizontal
4	27380	46.04	1.67	47.71	68.20	-20.49	Peak	Horizontal
5	34225	31.49	7.54	39.03	48.20	-9.17	Average	Horizontal
6	34225	43.52	7.54	51.06	68.20	-17.14	Peak	Horizontal
7	13690	29.82	8.19	38.01	48.20	-10.19	Average	Vertical
8	13690	41.63	8.19	49.82	68.20	-18.38	Peak	Vertical
9	27380	32.95	1.67	34.62	48.20	-13.58	Average	Vertical
10	27380	44.25	1.67	45.92	68.20	-22.28	Peak	Vertical
11	34225	31.28	7.53	38.81	48.20	-9.39	Average	Vertical
12	34225	43.58	7.53	51.11	68.20	-17.09	Peak	Vertical
802.11ax40_Full RU_Chain 0+1_6885 MHz								
1	13770	30.26	8.33	38.59	48.20	-9.61	Average	Horizontal
2	13770	43.14	8.33	51.47	68.20	-16.73	Peak	Horizontal
3	27540	32.93	1.93	34.86	48.20	-13.34	Average	Horizontal
4	27540	43.63	1.93	45.56	68.20	-22.64	Peak	Horizontal
5	34425	31.23	7.37	38.60	48.20	-9.60	Average	Horizontal
6	34425	43.37	7.37	50.74	68.20	-17.46	Peak	Horizontal
7	13770	30.22	8.33	38.55	48.20	-9.65	Average	Vertical
8	13770	43.17	8.33	51.50	68.20	-16.70	Peak	Vertical
9	27540	32.97	2.03	35.00	48.20	-13.20	Average	Vertical
10	27540	45.01	2.03	47.04	68.20	-21.16	Peak	Vertical
11	34425	31.22	7.30	38.52	48.20	-9.68	Average	Vertical
12	34425	43.05	7.30	50.35	68.20	-17.85	Peak	Vertical
802.11ax40_Full RU_Chain 0+1_6925 MHz								
1	13850	30.17	8.46	38.63	48.20	-9.57	Average	Horizontal
2	13850	43.04	8.46	51.50	68.20	-16.70	Peak	Horizontal
3	27700	32.63	2.20	34.83	48.20	-13.37	Average	Horizontal
4	27700	44.07	2.20	46.27	68.20	-21.93	Peak	Horizontal
5	34625	31.44	7.40	38.84	48.20	-9.36	Average	Horizontal
6	34625	43.18	7.40	50.58	68.20	-17.62	Peak	Horizontal
7	13850	30.17	8.46	38.63	48.20	-9.57	Average	Vertical
8	13850	42.53	8.46	50.99	68.20	-17.21	Peak	Vertical
9	27700	32.53	2.30	34.83	48.20	-13.37	Average	Vertical
10	27700	43.90	2.30	46.20	68.20	-22.00	Peak	Vertical
11	34625	31.49	7.35	38.84	48.20	-9.36	Average	Vertical
12	34625	43.67	7.35	51.02	68.20	-17.18	Peak	Vertical
802.11ax40_Full RU_Chain 0+1_6965 MHz								
1	13930	29.96	8.58	38.54	48.20	-9.66	Average	Horizontal
2	13930	42.72	8.58	51.30	68.20	-16.90	Peak	Horizontal
3	27860	32.39	2.86	35.25	48.20	-12.95	Average	Horizontal
4	27860	44.70	2.86	47.56	68.20	-20.64	Peak	Horizontal
5	34825	31.52	7.55	39.07	48.20	-9.13	Average	Horizontal
6	34825	43.66	7.55	51.21	68.20	-16.99	Peak	Horizontal
7	13930	29.96	8.58	38.54	48.20	-9.66	Average	Vertical
8	13930	42.38	8.58	50.96	68.20	-17.24	Peak	Vertical
9	27860	32.38	3.01	35.39	48.20	-12.81	Average	Vertical
10	27860	44.15	3.01	47.16	68.20	-21.04	Peak	Vertical
11	34825	31.70	7.52	39.22	48.20	-8.98	Average	Vertical
12	34825	42.56	7.52	50.08	68.20	-18.12	Peak	Vertical
802.11ax40_Full RU_Chain 0+1_7085 MHz								
1	14170	30.07	8.83	38.90	48.20	-9.30	Average	Horizontal
2	14170	42.47	8.83	51.30	68.20	-16.90	Peak	Horizontal
3	28340	31.16	4.58	35.74	48.20	-12.46	Average	Horizontal
4	28340	42.26	4.58	46.84	68.20	-21.36	Peak	Horizontal

5	35425	30.64	7.81	38.45	48.20	-9.75	Average	Horizontal
6	35425	41.70	7.81	49.51	68.20	-18.69	Peak	Horizontal
7	14170	30.02	8.83	38.85	48.20	-9.35	Average	Vertical
8	14170	42.50	8.83	51.33	68.20	-16.87	Peak	Vertical
9	28340	30.96	4.57	35.53	48.20	-12.67	Average	Vertical
10	28340	42.60	4.57	47.17	68.20	-21.03	Peak	Vertical
11	35425	30.48	7.87	38.35	48.20	-9.85	Average	Vertical
12	35425	42.88	7.87	50.75	68.20	-17.45	Peak	Vertical
802.11ax80_Full RU_Chain 0+1_5985 MHz								
1	11970	33.05	5.61	38.66	54.00	-15.34	Average	Horizontal
2	11970	45.46	5.61	51.07	74.00	-22.93	Peak	Horizontal
3	17955	30.39	10.45	40.84	54.00	-13.16	Average	Horizontal
4	17955	42.56	10.45	53.01	74.00	-20.99	Peak	Horizontal
5	29925	30.52	6.82	37.34	48.20	-10.86	Average	Horizontal
6	29925	41.33	6.82	48.15	68.20	-20.05	Peak	Horizontal
7	35910	31.31	7.24	38.55	48.20	-9.65	Average	Horizontal
8	35910	43.33	7.24	50.57	68.20	-17.63	Peak	Horizontal
9	11970	33.08	5.61	38.69	54.00	-15.31	Average	Vertical
10	11970	44.77	5.61	50.38	74.00	-23.62	Peak	Vertical
11	17955	30.30	10.45	40.75	54.00	-13.25	Average	Vertical
12	17955	43.24	10.45	53.69	74.00	-20.31	Peak	Vertical
13	29925	30.33	6.71	37.04	48.20	-11.16	Average	Vertical
14	29925	42.00	6.71	48.71	68.20	-19.49	Peak	Vertical
15	35910	31.29	7.20	38.49	48.20	-9.71	Average	Vertical
16	35910	41.90	7.20	49.10	68.20	-19.10	Peak	Vertical
802.11ax80_Full RU_Chain 0+1_6145 MHz								
1	12290	32.59	6.27	38.86	54.00	-15.14	Average	Horizontal
2	12290	45.07	6.27	51.34	74.00	-22.66	Peak	Horizontal
3	30725	30.66	7.40	38.06	48.20	-10.14	Average	Horizontal
4	30725	42.14	7.40	49.54	68.20	-18.66	Peak	Horizontal
5	36870	31.23	7.32	38.55	48.20	-9.65	Average	Horizontal
6	36870	42.65	7.32	49.97	68.20	-18.23	Peak	Horizontal
7	12290	32.55	6.27	38.82	54.00	-15.18	Average	Vertical
8	12290	45.08	6.27	51.35	74.00	-22.65	Peak	Vertical
9	30725	30.57	7.30	37.87	48.20	-10.33	Average	Vertical
10	30725	41.74	7.30	49.04	68.20	-19.16	Peak	Vertical
11	36870	31.24	7.33	38.57	48.20	-9.63	Average	Vertical
12	36870	43.06	7.33	50.39	68.20	-17.81	Peak	Vertical
802.11ax80_Full RU_Chain 0+1_6385 MHz								
1	12770	31.31	7.02	38.33	48.20	-9.87	Average	Horizontal
2	12770	44.15	7.02	51.17	68.20	-17.03	Peak	Horizontal
3	31925	29.88	7.73	37.61	48.20	-10.59	Average	Horizontal
4	31925	40.87	7.73	48.60	68.20	-19.60	Peak	Horizontal
5	38310	31.66	7.47	39.13	48.20	-9.07	Average	Horizontal
6	38310	43.24	7.47	50.71	68.20	-17.49	Peak	Horizontal
7	12770	31.42	7.02	38.44	48.20	-9.76	Average	Vertical
8	12770	44.54	7.02	51.56	68.20	-16.64	Peak	Vertical
9	31925	29.94	7.77	37.71	48.20	-10.49	Average	Vertical
10	31925	41.20	7.77	48.97	68.20	-19.23	Peak	Vertical
11	38310	31.58	7.45	39.03	48.20	-9.17	Average	Vertical
12	38310	43.24	7.45	50.69	68.20	-17.51	Peak	Vertical
802.11ax80_Full RU_Chain 0+1_6465 MHz								
1	12930	31.33	7.20	38.53	48.20	-9.67	Average	Horizontal
2	12930	44.15	7.20	51.35	68.20	-16.85	Peak	Horizontal
3	32325	30.27	7.51	37.78	48.20	-10.42	Average	Horizontal
4	32325	42.08	7.51	49.59	68.20	-18.61	Peak	Horizontal
5	38790	34.41	7.31	41.72	48.20	-6.48	Average	Horizontal

6	38790	46.37	7.31	53.68	68.20	-14.52	Peak	Horizontal
7	12930	31.37	7.20	38.57	48.20	-9.63	Average	Vertical
8	12930	44.35	7.20	51.55	68.20	-16.65	Peak	Vertical
9	32325	30.29	7.41	37.70	48.20	-10.50	Average	Vertical
10	32325	41.38	7.41	48.79	68.20	-19.41	Peak	Vertical
11	38790	34.36	7.24	41.60	48.20	-6.60	Average	Vertical
12	38790	46.09	7.24	53.33	68.20	-14.87	Peak	Vertical
802.11ax80_Full RU_Chain 0+1_6545 MHz								
1	13090	31.48	7.39	38.87	48.20	-9.33	Average	Horizontal
2	13090	43.53	7.39	50.92	68.20	-17.28	Peak	Horizontal
3	32725	30.86	7.39	38.25	48.20	-9.95	Average	Horizontal
4	32725	42.72	7.39	50.11	68.20	-18.09	Peak	Horizontal
5	39270	31.89	8.37	40.26	48.20	-7.94	Average	Horizontal
6	39270	43.25	8.37	51.62	68.20	-16.58	Peak	Horizontal
7	13090	31.52	7.39	38.91	48.20	-9.29	Average	Vertical
8	13090	43.73	7.39	51.12	68.20	-17.08	Peak	Vertical
9	32725	30.86	7.39	38.25	48.20	-9.95	Average	Horizontal
10	32725	42.66	7.29	49.95	68.20	-18.25	Peak	Vertical
11	39270	31.89	8.37	40.26	48.20	-7.94	Average	Horizontal
12	39270	43.17	8.47	51.64	68.20	-16.56	Peak	Vertical
802.11ax80_Full RU_Chain 0+1_6625 MHz								
1	13250	30.82	7.59	38.41	48.20	-9.79	Average	Horizontal
2	13250	43.03	7.59	50.62	68.20	-17.58	Peak	Horizontal
3	33125	30.98	7.36	38.34	48.20	-9.86	Average	Horizontal
4	33125	43.16	7.36	50.52	68.20	-17.68	Peak	Horizontal
5	39750	32.43	9.77	42.20	48.20	-6.00	Average	Horizontal
6	39750	43.82	9.77	53.59	68.20	-14.61	Peak	Horizontal
7	13250	30.86	7.59	38.45	48.20	-9.75	Average	Vertical
8	13250	44.38	7.59	51.97	68.20	-16.23	Peak	Vertical
9	33125	30.97	7.26	38.23	48.20	-9.97	Average	Vertical
10	33125	43.01	7.26	50.27	68.20	-17.93	Peak	Vertical
11	39750	32.37	9.87	42.24	48.20	-5.96	Average	Vertical
12	39750	44.78	9.87	54.65	68.20	-13.55	Peak	Vertical
802.11ax80_Full RU_Chain 0+1_6705 MHz								
1	13410	30.31	7.78	38.09	48.20	-10.11	Average	Horizontal
2	13410	43.96	7.78	51.74	68.20	-16.46	Peak	Horizontal
3	26820	33.95	0.70	34.65	48.20	-13.55	Average	Horizontal
4	26820	45.39	0.70	46.09	68.20	-22.11	Peak	Horizontal
5	33525	31.52	7.10	38.62	48.20	-9.58	Average	Horizontal
6	33525	42.34	7.10	49.44	68.20	-18.76	Peak	Horizontal
7	13410	30.35	7.78	38.13	48.20	-10.07	Average	Vertical
8	13410	42.97	7.78	50.75	68.20	-17.45	Peak	Vertical
9	26820	33.88	0.70	34.58	48.20	-13.62	Average	Vertical
10	26820	45.87	0.70	46.57	68.20	-21.63	Peak	Vertical
11	33525	31.29	7.00	38.29	48.20	-9.91	Average	Vertical
12	33525	43.05	7.00	50.05	68.20	-18.15	Peak	Vertical
802.11ax80_Full RU_Chain 0+1_6785 MHz								
1	13570	30.29	8.01	38.30	48.20	-9.90	Average	Horizontal
2	13570	43.08	8.01	51.09	68.20	-17.11	Peak	Horizontal
3	27140	32.76	1.14	33.90	48.20	-14.30	Average	Horizontal
4	27140	44.17	1.14	45.31	68.20	-22.89	Peak	Horizontal
5	33925	31.12	7.49	38.61	48.20	-9.59	Average	Horizontal
6	33925	42.31	7.49	49.80	68.20	-18.40	Peak	Horizontal
7	13570	30.29	8.01	38.30	48.20	-9.90	Average	Vertical
8	13570	42.79	8.01	50.80	68.20	-17.40	Peak	Vertical
9	27140	32.69	1.09	33.78	48.20	-14.42	Average	Vertical
10	27140	43.76	1.09	44.85	68.20	-23.35	Peak	Vertical

11	33925	30.95	7.39	38.34	48.20	-9.86	Average	Vertical
12	33925	42.97	7.39	50.36	68.20	-17.84	Peak	Vertical
802.11ax80_Full RU_Chain 0+1_6865 MHz								
1	13730	29.70	8.26	37.96	48.20	-10.24	Average	Horizontal
2	13730	42.32	8.26	50.58	68.20	-17.62	Peak	Horizontal
3	27460	32.91	1.81	34.72	48.20	-13.48	Average	Horizontal
4	27460	44.47	1.81	46.28	68.20	-21.92	Peak	Horizontal
5	34325	31.28	7.48	38.76	48.20	-9.44	Average	Horizontal
6	34325	42.35	7.48	49.83	68.20	-18.37	Peak	Horizontal
7	13730	29.80	8.26	38.06	48.20	-10.14	Average	Vertical
8	13730	42.34	8.26	50.60	68.20	-17.60	Peak	Vertical
9	27460	33.00	1.87	34.87	48.20	-13.33	Average	Vertical
10	27460	44.63	1.87	46.50	68.20	-21.70	Peak	Vertical
11	34325	31.25	7.45	38.70	48.20	-9.50	Average	Vertical
12	34325	42.97	7.45	50.42	68.20	-17.78	Peak	Vertical
802.11ax80_Full RU_Chain 0+1_6945 MHz								
1	13890	30.20	8.52	38.72	48.20	-9.48	Average	Horizontal
2	13890	42.80	8.52	51.32	68.20	-16.88	Peak	Horizontal
3	27780	32.54	2.45	34.99	48.20	-13.21	Average	Horizontal
4	27780	43.71	2.45	46.16	68.20	-22.04	Peak	Horizontal
5	34725	31.09	7.49	38.58	48.20	-9.62	Average	Horizontal
6	34725	42.58	7.49	50.07	68.20	-18.13	Peak	Horizontal
7	13890	30.07	8.52	38.59	48.20	-9.61	Average	Vertical
8	13890	42.13	8.52	50.65	68.20	-17.55	Peak	Vertical
9	27780	32.59	2.56	35.15	48.20	-13.05	Average	Vertical
10	27780	44.57	2.56	47.13	68.20	-21.07	Peak	Vertical
11	34725	31.17	7.48	38.65	48.20	-9.55	Average	Vertical
12	34725	41.70	7.48	49.18	68.20	-19.02	Peak	Vertical
802.11ax80_Full RU_Chain 0+1_7025 MHz								
1	14050	30.17	8.74	38.91	48.20	-9.29	Average	Horizontal
2	14050	43.17	8.74	51.91	68.20	-16.29	Peak	Horizontal
3	28100	32.84	3.95	36.79	48.20	-11.41	Average	Horizontal
4	28100	44.22	3.95	48.17	68.20	-20.03	Peak	Horizontal
5	35125	32.00	7.68	39.68	48.20	-8.52	Average	Horizontal
6	35125	43.36	7.68	51.04	68.20	-17.16	Peak	Horizontal
7	14050	30.08	8.74	38.82	48.20	-9.38	Average	Vertical
8	14050	42.66	8.74	51.40	68.20	-16.80	Peak	Vertical
9	28100	32.76	4.11	36.87	48.20	-11.33	Average	Vertical
10	28100	45.63	4.11	49.74	68.20	-18.46	Peak	Vertical
11	35125	32.09	7.63	39.72	48.20	-8.48	Average	Vertical
12	35125	42.68	7.63	50.31	68.20	-17.89	Peak	Vertical
6G_AX160_SU_CHAIN 0+1_6025 MHz								
1	12050	33.24	5.76	39.00	54.00	-15.00	Average	Horizontal
2	12050	45.88	5.76	51.64	74.00	-22.36	Peak	Horizontal
3	30125	31.24	7.06	38.30	48.20	-9.90	Average	Vertical
4	30125	43.71	7.06	50.77	68.20	-17.43	Peak	Vertical
5	36150	31.09	7.62	38.71	48.20	-9.49	Average	Vertical
6	36150	42.09	7.62	49.71	68.20	-18.49	Peak	Vertical
7	12050	33.24	5.76	39.00	54.00	-15.00	Average	Vertical
8	12050	45.16	5.76	50.92	74.00	-23.08	Peak	Vertical
9	30125	31.03	6.96	37.99	48.20	-10.21	Average	Vertical
10	30125	43.16	6.96	50.12	68.20	-18.08	Peak	Vertical
11	36150	31.16	7.62	38.78	48.20	-9.42	Average	Vertical
12	36150	42.37	7.62	49.99	68.20	-18.21	Peak	Vertical
6G_AX160_SU_CHAIN 0+1_6185 MHz								
1	12370	32.33	6.44	38.77	54.00	-15.23	Average	Horizontal
2	12370	45.11	6.44	51.55	74.00	-22.45	Peak	Horizontal

3	30925	29.52	7.64	37.16	48.20	-11.04	Average	Horizontal
4	30925	40.80	7.64	48.44	68.20	-19.76	Peak	Horizontal
5	37110	32.08	7.45	39.53	48.20	-8.67	Average	Horizontal
6	37110	43.36	7.45	50.81	68.20	-17.39	Peak	Horizontal
7	12370	32.33	6.44	38.77	54.00	-15.23	Average	Vertical
8	12370	45.05	6.44	51.49	74.00	-22.51	Peak	Vertical
9	30925	29.46	7.68	37.14	48.20	-11.06	Average	Vertical
10	30925	40.68	7.68	48.36	68.20	-19.84	Peak	Vertical
11	37110	31.99	7.39	39.38	48.20	-8.82	Average	Vertical
12	37110	43.25	7.39	50.64	68.20	-17.56	Peak	Vertical
6G_AX160_SU_CHAIN 0+1_6345 MHz								
1	12690	32.39	6.93	39.32	54.00	-14.68	Average	Horizontal
2	12690	44.83	6.93	51.76	74.00	-22.24	Peak	Horizontal
3	31725	30.26	7.45	37.71	54.00	-16.29	Average	Horizontal
4	31725	41.56	7.45	49.01	74.00	-24.99	Peak	Horizontal
5	38070	31.69	7.18	38.87	48.20	-9.33	Average	Horizontal
6	38070	42.95	7.18	50.13	68.20	-18.07	Peak	Horizontal
7	12690	32.49	6.93	39.42	54.00	-14.58	Average	Vertical
8	12690	45.00	6.93	51.93	74.00	-22.07	Peak	Vertical
9	31725	30.45	7.35	37.80	54.00	-16.20	Average	Vertical
10	31725	42.07	7.35	49.42	74.00	-24.58	Peak	Vertical
11	38070	31.59	7.11	38.70	48.20	-9.50	Average	Vertical
12	39030	42.66	8.00	50.66	68.20	-17.54	Peak	Vertical
6G_AX160_SU_CHAIN 0+1_6505 MHz								
1	13010	30.59	7.29	37.88	48.20	-10.32	Average	Horizontal
2	13010	43.12	7.29	50.41	68.20	-17.79	Peak	Horizontal
3	32525	30.62	7.63	38.25	48.20	-9.95	Average	Horizontal
4	32525	42.06	7.63	49.69	68.20	-18.51	Peak	Horizontal
5	39030	31.55	7.90	39.45	48.20	-8.75	Average	Horizontal
6	39030	42.40	7.90	50.30	68.20	-17.90	Peak	Horizontal
7	13010	30.63	7.29	37.92	48.20	-10.28	Average	Vertical
8	13010	43.19	7.29	50.48	68.20	-17.72	Peak	Vertical
9	32525	30.55	7.53	38.08	48.20	-10.12	Average	Vertical
10	32525	42.75	7.53	50.28	68.20	-17.92	Peak	Vertical
11	39030	31.48	8.00	39.48	48.20	-8.72	Average	Vertical
12	39030	43.05	8.00	51.05	68.20	-17.15	Peak	Vertical
6G_AX160_SU_CHAIN 0+1_6665 MHz								
1	13330	31.07	7.68	38.75	54.00	-15.25	Average	Horizontal
2	13330	43.21	7.68	50.89	74.00	-23.11	Peak	Horizontal
3	33325	30.91	7.12	38.03	48.20	-10.17	Average	Horizontal
4	33325	42.23	7.12	49.35	68.20	-18.85	Peak	Horizontal
5	39990	32.52	10.58	43.10	48.20	-5.10	Average	Horizontal
6	39990	44.65	10.58	55.23	68.20	-12.97	Peak	Horizontal
7	13330	31.19	7.68	38.87	54.00	-15.13	Average	Vertical
8	13330	43.08	7.68	50.76	74.00	-23.24	Peak	Vertical
9	33325	31.01	7.02	38.03	48.20	-10.17	Average	Vertical
10	33325	42.87	7.02	49.89	68.20	-18.31	Peak	Vertical
11	39990	32.59	10.68	43.27	48.20	-4.93	Average	Vertical
12	39990	44.67	10.68	55.35	68.20	-12.85	Peak	Vertical
6G_AX160_SU_CHAIN 0+1_6825 MHz								
1	13650	30.03	8.13	38.16	48.20	-10.04	Average	Horizontal
2	13650	42.58	8.13	50.71	68.20	-17.49	Peak	Horizontal
3	27300	32.99	1.54	34.53	48.20	-13.67	Average	Horizontal
4	27300	44.62	1.54	46.16	68.20	-22.04	Peak	Horizontal
5	34125	30.66	7.49	38.15	48.20	-10.05	Average	Horizontal
6	34125	42.45	7.49	49.94	68.20	-18.26	Peak	Horizontal
7	27300	32.70	1.48	34.18	48.20	-14.02	Average	Vertical

8	13650	30.21	8.13	38.34	48.20	-9.86	Average	Vertical
9	13650	42.58	8.13	50.71	68.20	-17.49	Peak	Vertical
10	27300	44.36	1.48	45.84	68.20	-22.36	Peak	Vertical
11	34125	30.76	7.44	38.20	48.20	-10.00	Average	Vertical
12	34125	42.08	7.44	49.52	68.20	-18.68	Peak	Vertical
9	27940	32.49	3.29	35.78	48.20	-12.42	Average	Horizontal
10	34925	31.22	7.60	38.82	48.20	-9.38	Average	Horizontal
6G_AX160_SU_CHAIN 0+1_6985 MHz								
1	13970	29.79	8.65	38.44	48.20	-9.76	Average	Horizontal
2	13970	42.37	8.65	51.02	68.20	-17.18	Peak	Horizontal
3	27940	32.49	3.29	35.78	48.20	-12.42	Average	Horizontal
4	27940	43.69	3.29	46.98	68.20	-21.22	Peak	Horizontal
5	34925	31.22	7.60	38.82	48.20	-9.38	Average	Horizontal
6	34925	42.70	7.60	50.30	68.20	-17.90	Peak	Horizontal
7	13970	29.89	8.65	38.54	48.20	-9.66	Average	Vertical
8	13970	42.68	8.65	51.33	68.20	-16.87	Peak	Vertical
9	27940	32.52	3.46	35.98	48.20	-12.22	Average	Vertical
10	27940	44.27	3.46	47.73	68.20	-20.47	Peak	Vertical
11	34925	31.37	7.53	38.90	48.20	-9.30	Average	Vertical
12	34925	42.45	7.53	49.98	68.20	-18.22	Peak	Vertical

Remark:

1. Correct Factor = Antenna Factor + Cable Loss - Amplifier Gain, the value was added to Original Receiver Reading by the software automatically.
2. Result = Reading + Correct Factor.
3. Margin = Result – Limit

Radiated Emission (1-18 GHz)_Worst test mode test diagram_6G_AX160_SU_CHAIN 0+1_6665 MHz

Horizontal	Vertical
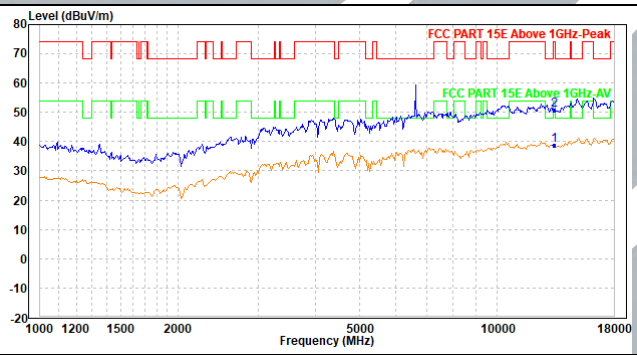	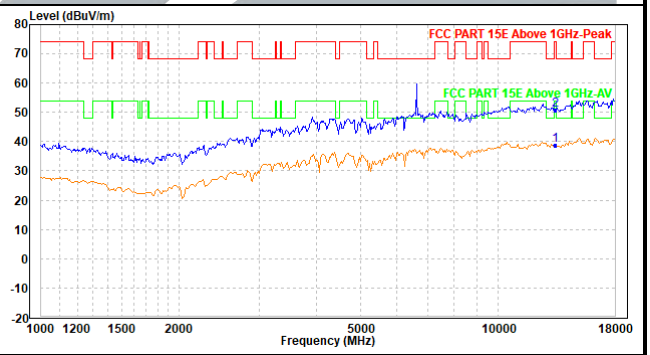

Radiated Emission Worst Test Data (Above 18GHz):

6G_AX160_SU_CHAIN 0+1_6825 MHz

Horizontal

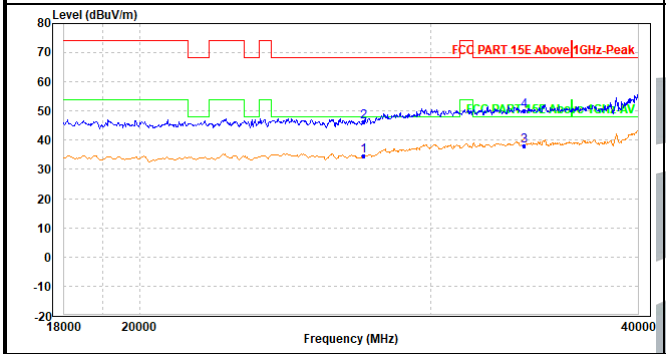

Vertical

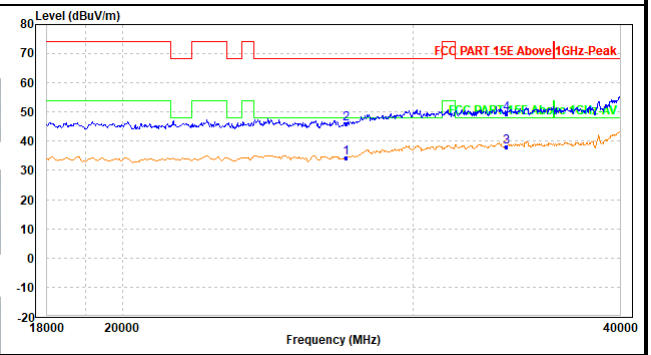

No.	Freq. (MHz)	Reading (dBμV)	Correction factor (dB/m)	Result (dBμV/m)	Limit (dBμV/m)	Margin (dB)	Detector	Antenna Polaxis
1	27300	32.99	1.54	34.53	48.20	-13.67	Average	Horizontal
2	27300	44.62	1.54	46.16	68.20	-22.04	Peak	Horizontal
3	34125	30.66	7.49	38.15	48.20	-10.05	Average	Horizontal
4	34125	42.45	7.49	49.94	68.20	-18.26	Peak	Horizontal
5	27300	32.70	1.48	34.18	48.20	-14.02	Average	Vertical
6	27300	44.36	1.48	45.84	68.20	-22.36	Peak	Vertical
7	34125	30.76	7.44	38.20	48.20	-10.00	Average	Vertical
8	34125	42.08	7.44	49.52	68.20	-18.68	Peak	Vertical

Remark:

1. Correct Factor = Antenna Factor + Cable Loss - Amplifier Gain, the value was added to Original Receiver Reading by the software automatically.
2. Result = Reading + Correct Factor.
3. Margin = Result – Limit

Band Edge Measurements (Radiated):

IEEE 802.11ax-HE20_Full Ru_Chain 0+1

Test Channel:	5955 MHz	Ant. Polar. :	Horizontal

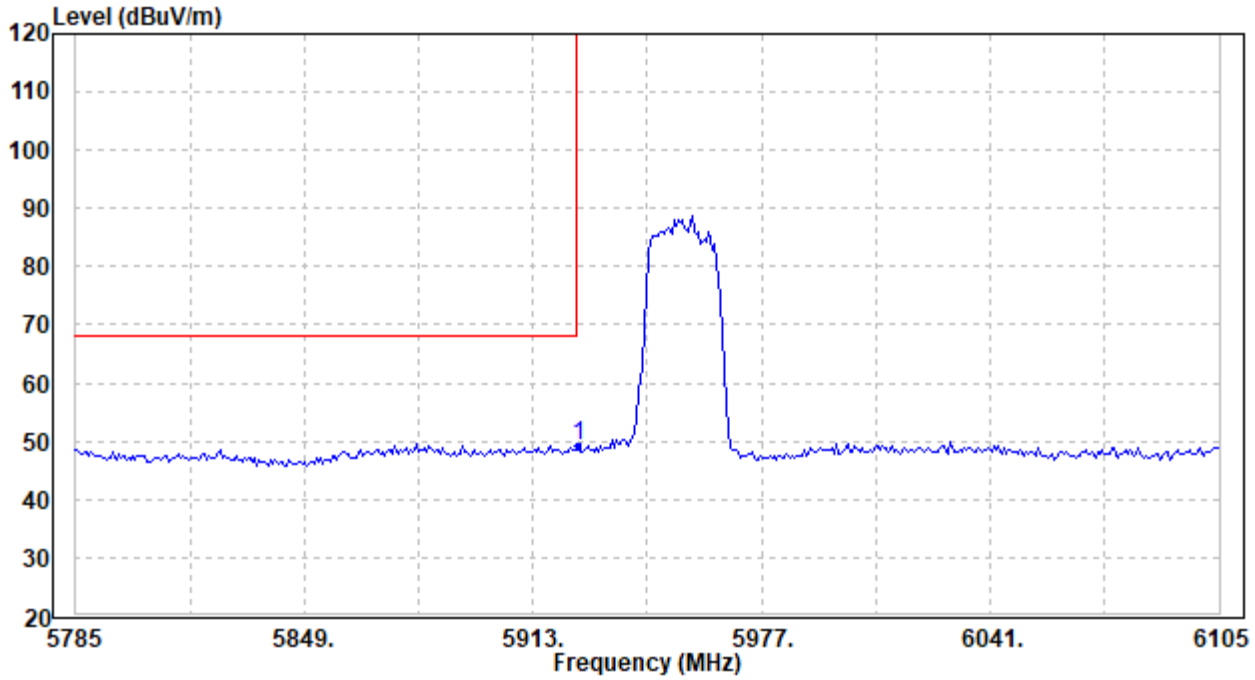

Frequency (MHz)	Peak level (dBm)	Peak Limit (dBm)	Conclusion
5925.000	49.06	68.2	Pass

Test Channel:	5955 MHz	Ant. Polar. :	Vertical

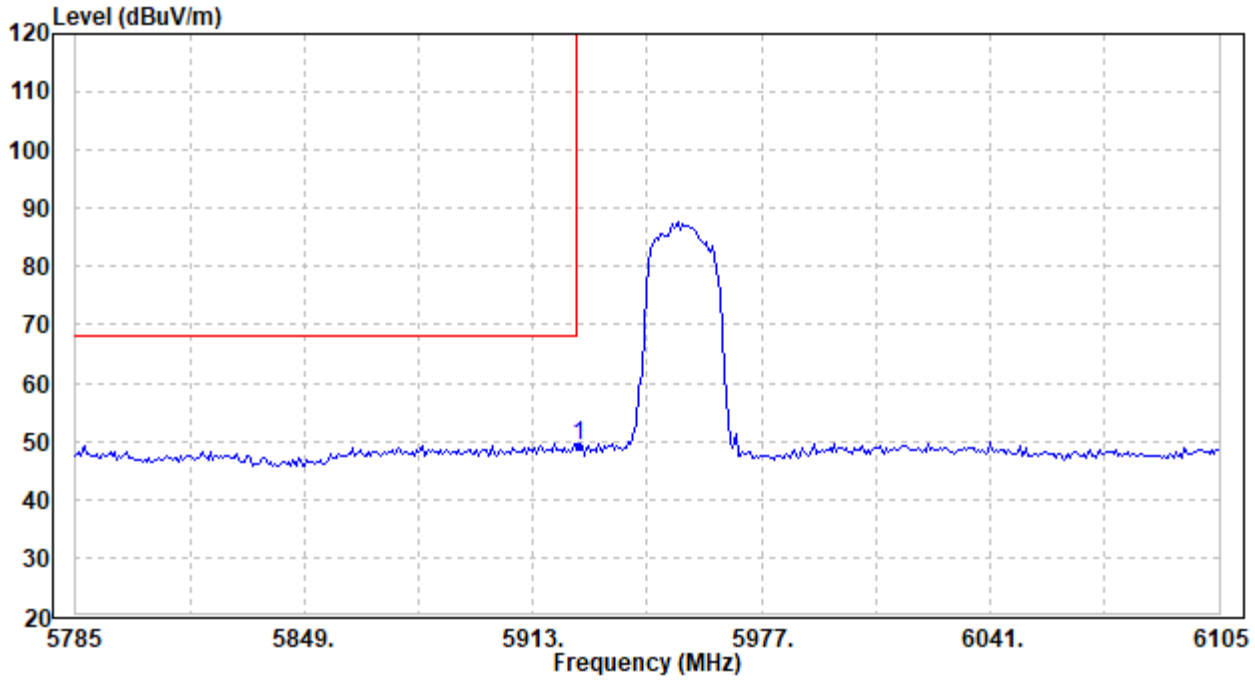

Frequency (MHz)	Peak level (dBm)	Peak Limit (dBm)	Conclusion
5925.000	49.11	68.2	Pass

Test Channel:	7115 MHz	Ant. Polar. :	Horizontal

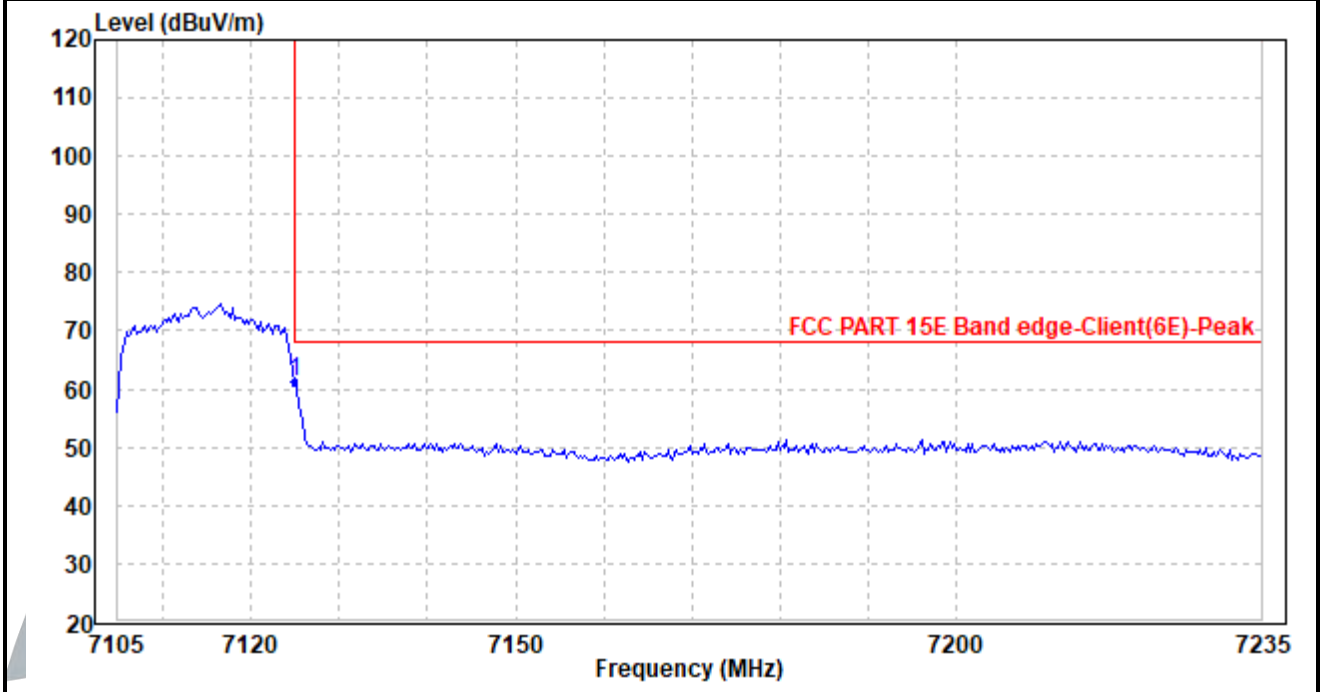

Frequency (MHz)	Peak level (dBm)	Peak Limit (dBm)	Conclusion
7125.000	61.10	68.2	Pass

Test Channel:	7115 MHz	Ant. Polar. :	Vertical

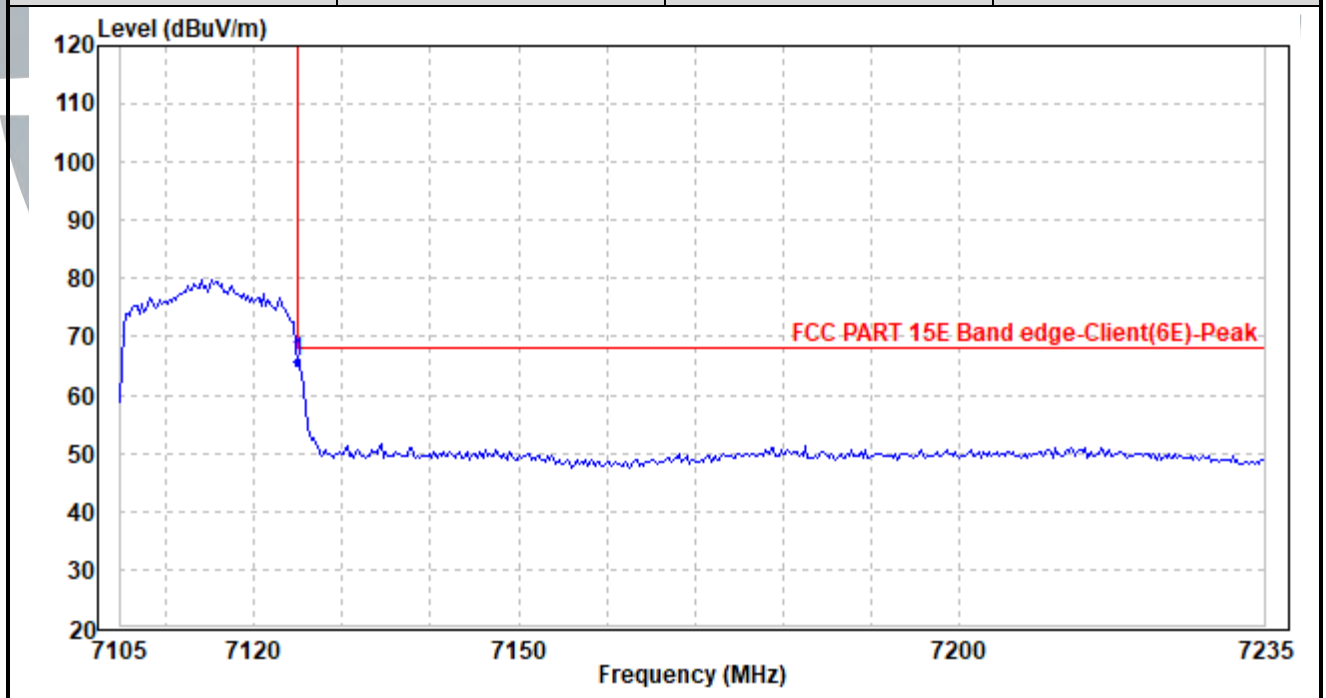

Frequency (MHz)	Peak level (dBm)	Peak Limit (dBm)	Conclusion
7125.000	65.59	68.2	Pass

IEEE 802.11ax-HE40_Full RU_Chain 0+1

Test Channel:	5965 MHz	Ant. Polar. :	Horizontal

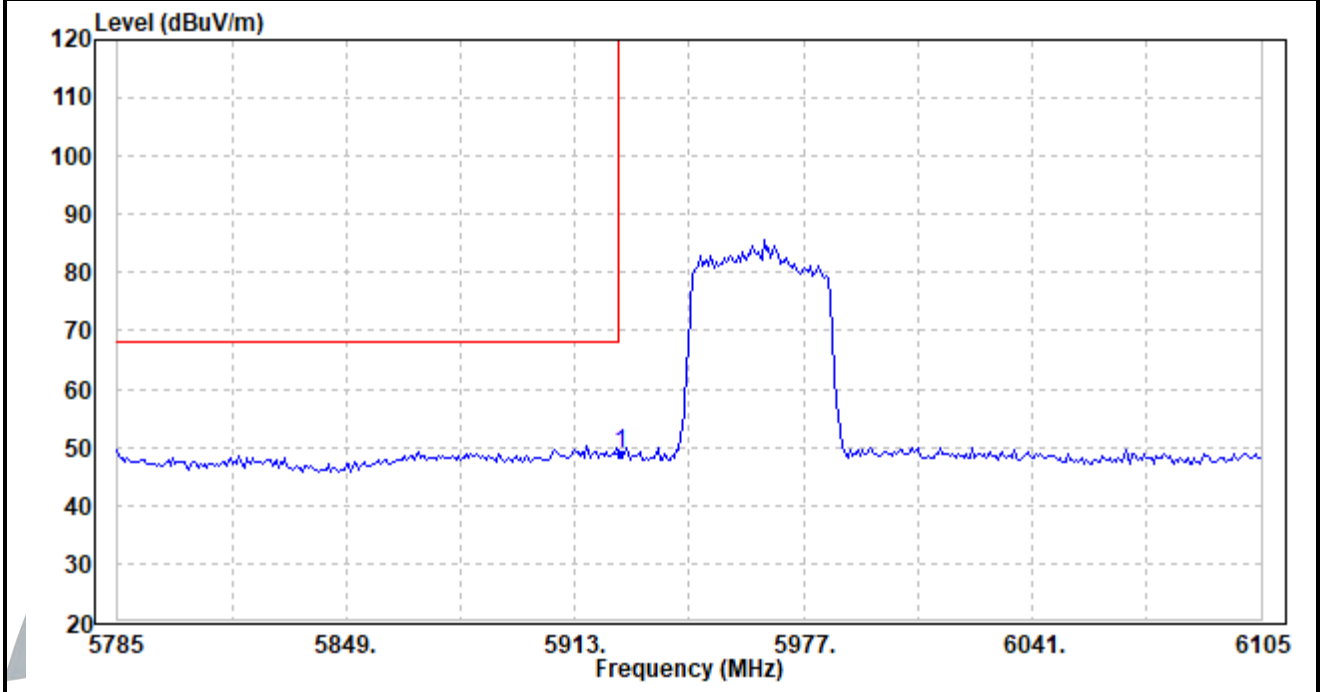

Frequency (MHz)	Peak level (dBm)	Peak Limit (dBm)	Conclusion
5925.000	49.00	68.2	Pass

Test Channel:	5965 MHz	Ant. Polar. :	Vertical

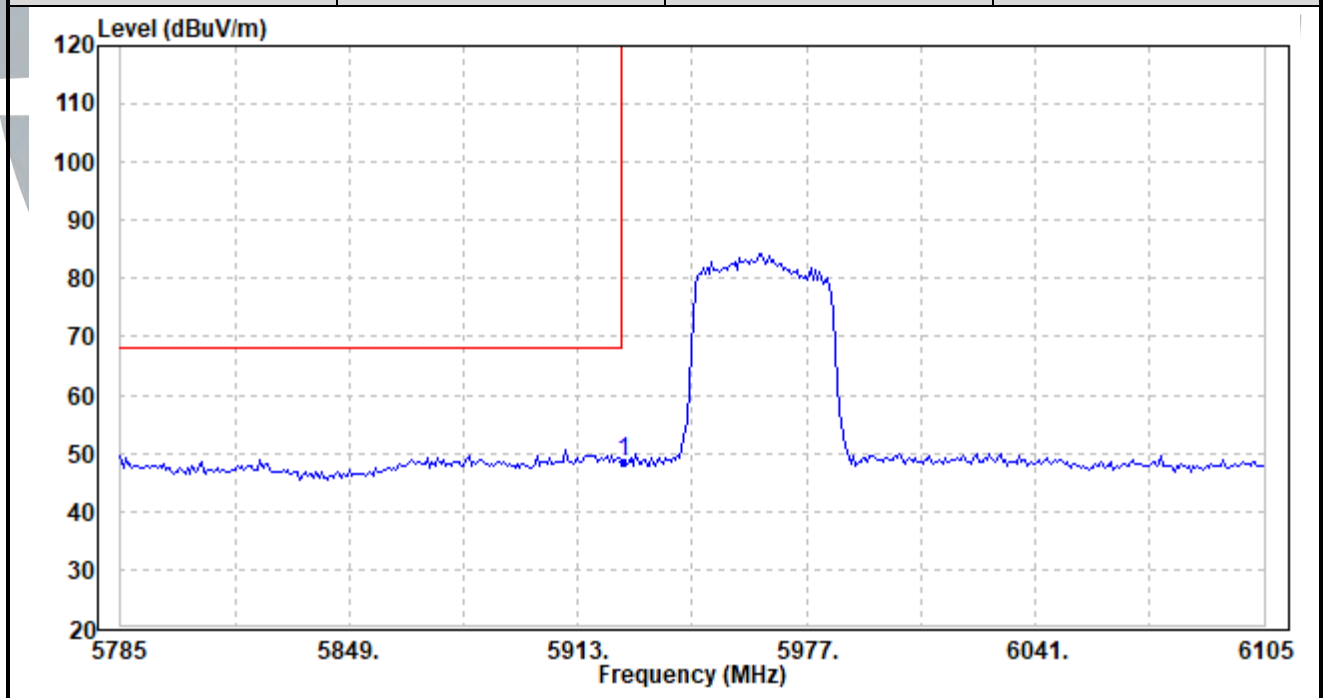

Frequency (MHz)	Peak level (dBm)	Peak Limit (dBm)	Conclusion
5925.000	48.52	68.2	Pass

Test Channel:	7085 MHz	Ant. Polar. :	Horizontal

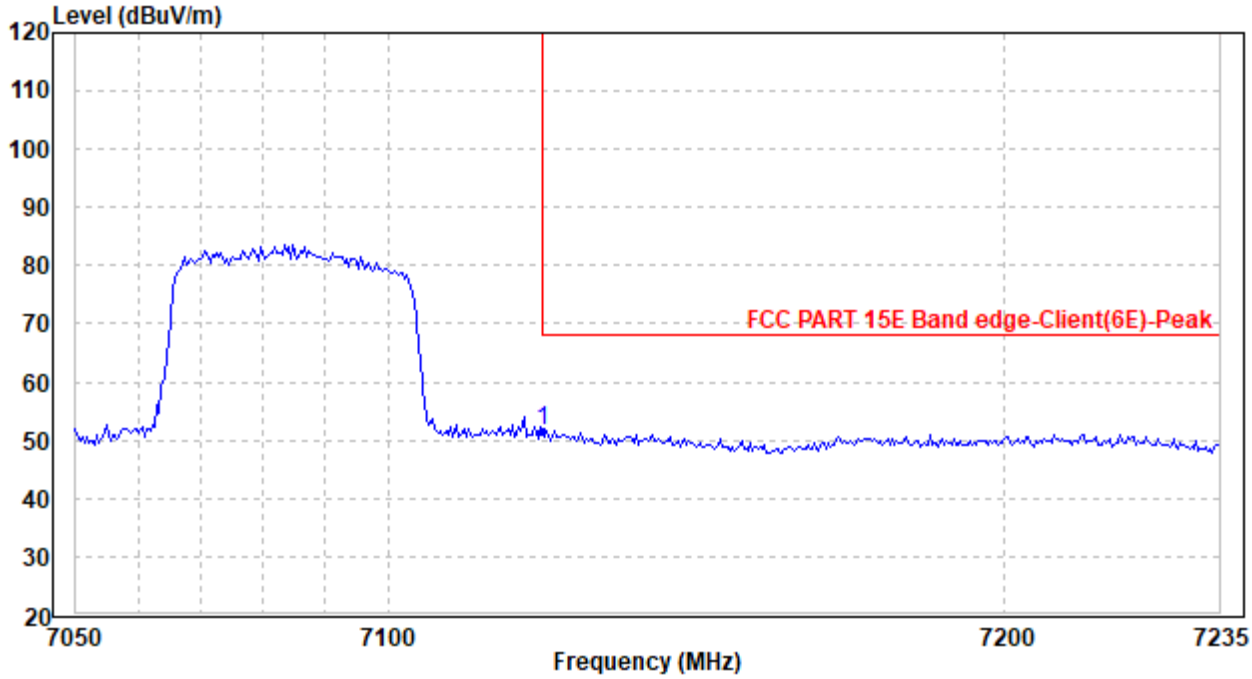

Frequency (MHz)	Peak level (dBm)	Peak Limit (dBm)	Conclusion
7125.000	51.69	68.2	Pass

Test Channel:	7115 MHz	Ant. Polar. :	Vertical

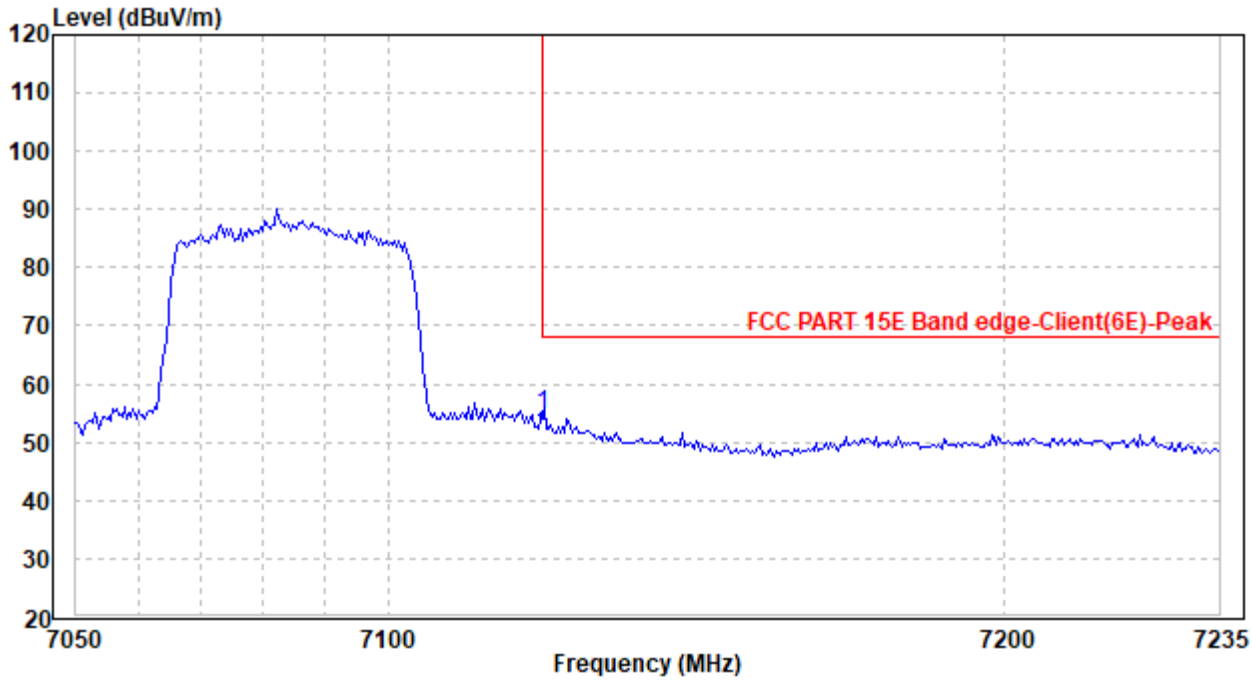

Frequency (MHz)	Peak level (dBm)	Peak Limit (dBm)	Conclusion
7125.000	54.71	68.2	Pass

IEEE 802.11ax-HE80_Full RU_Chain 0+1

Test Channel:	5965 MHz	Ant. Polar. :	Horizontal

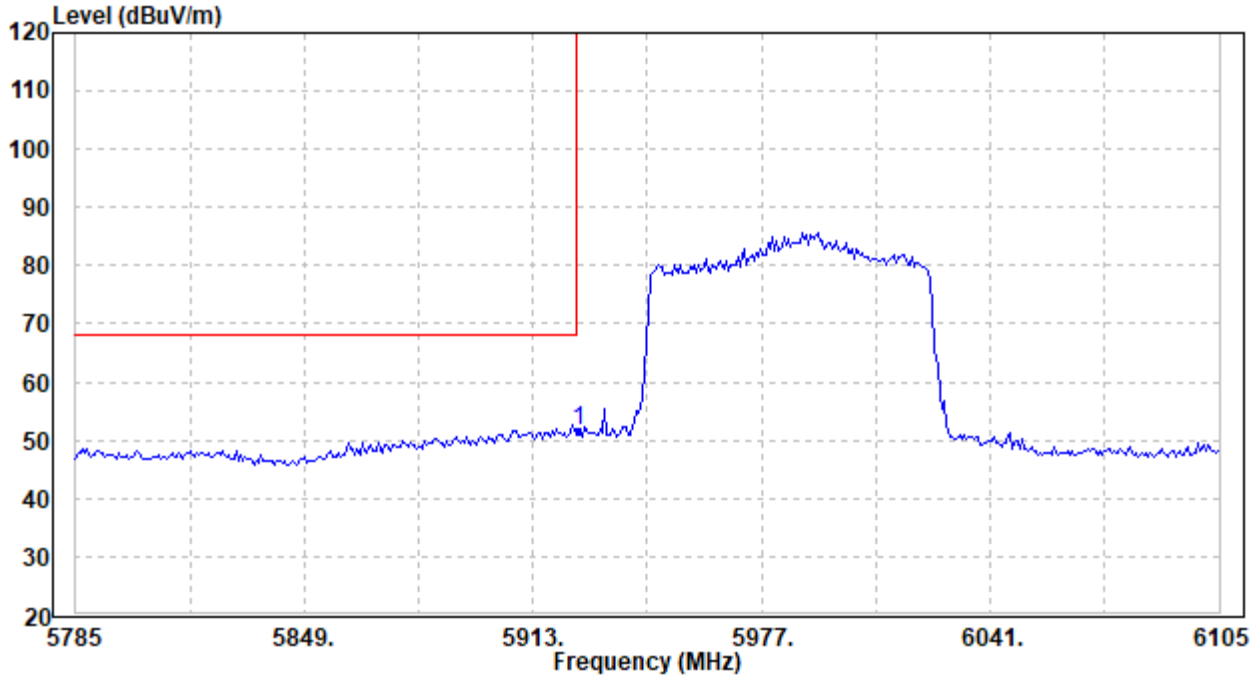

Frequency (MHz)	Peak level (dBm)	Peak Limit (dBm)	Conclusion
5925.000	51.57	68.2	Pass

Test Channel:	5965 MHz	Ant. Polar. :	Vertical

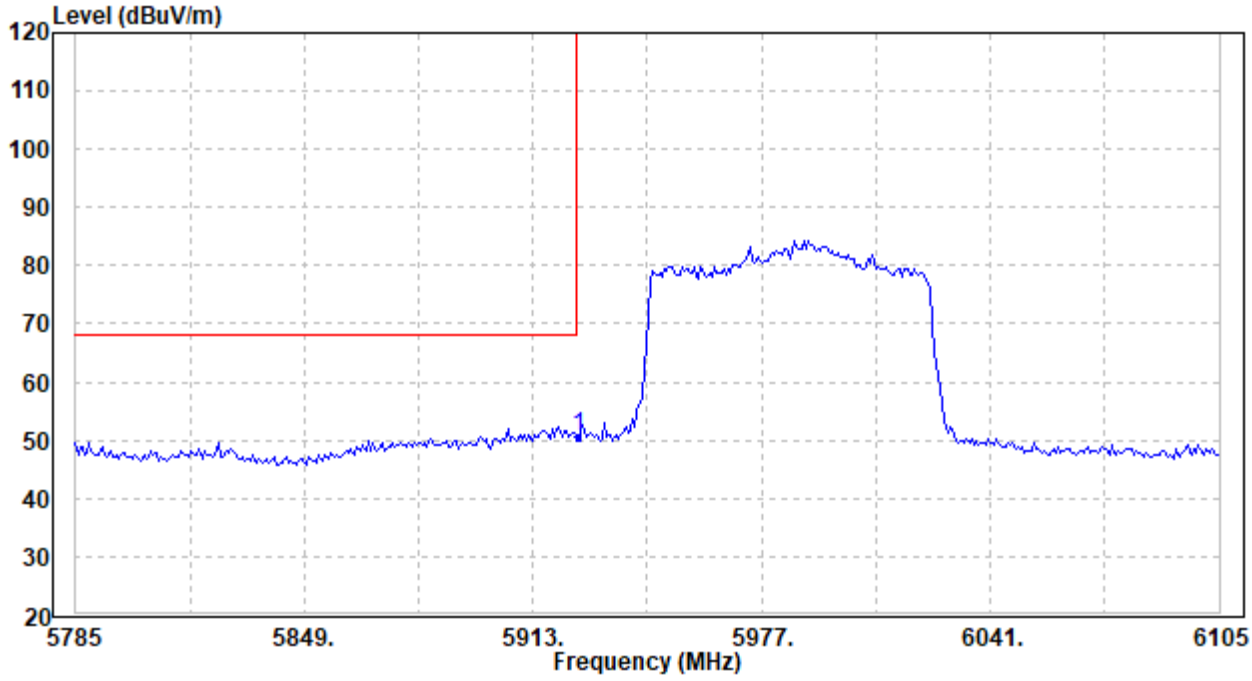

Frequency (MHz)	Peak level (dBm)	Peak Limit (dBm)	Conclusion
5925.000	50.47	68.2	Pass

Test Channel:	7025 MHz	Ant. Polar. :	Horizontal

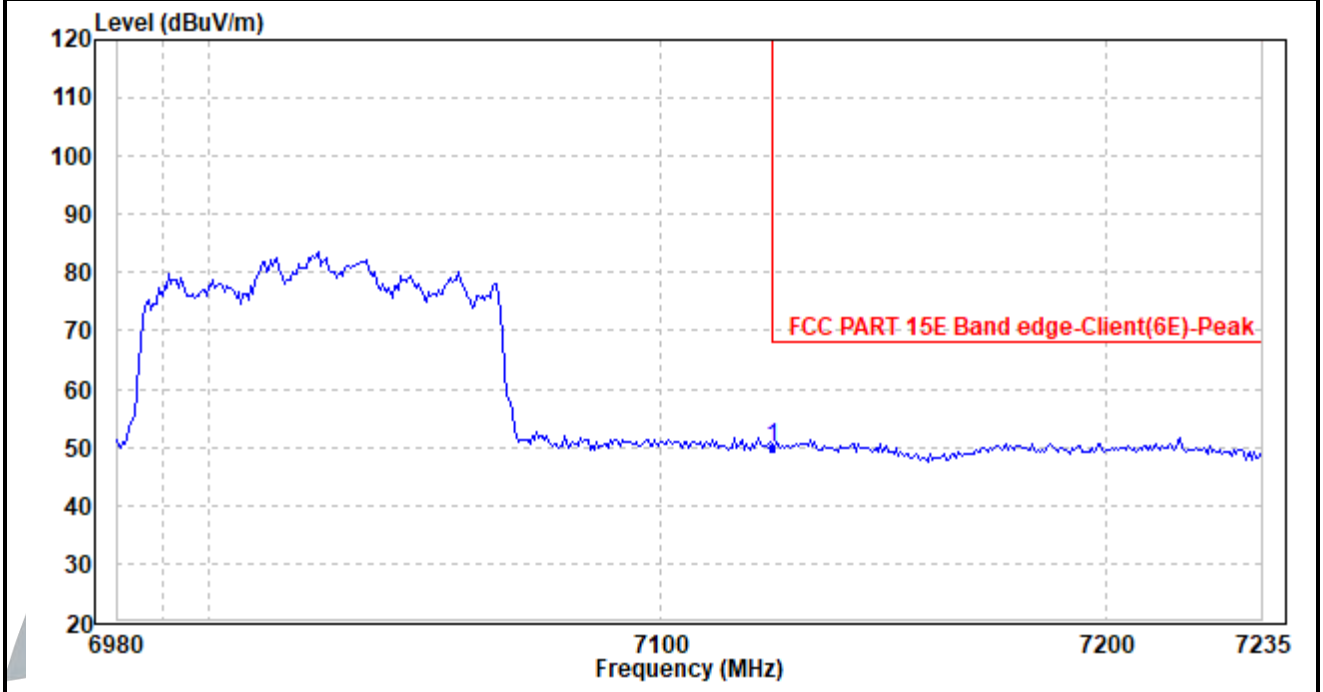

Frequency (MHz)	Peak level (dBm)	Peak Limit (dBm)	Conclusion
7125.000	49.90	68.2	Pass

Test Channel:	7025 MHz	Ant. Polar. :	Vertical

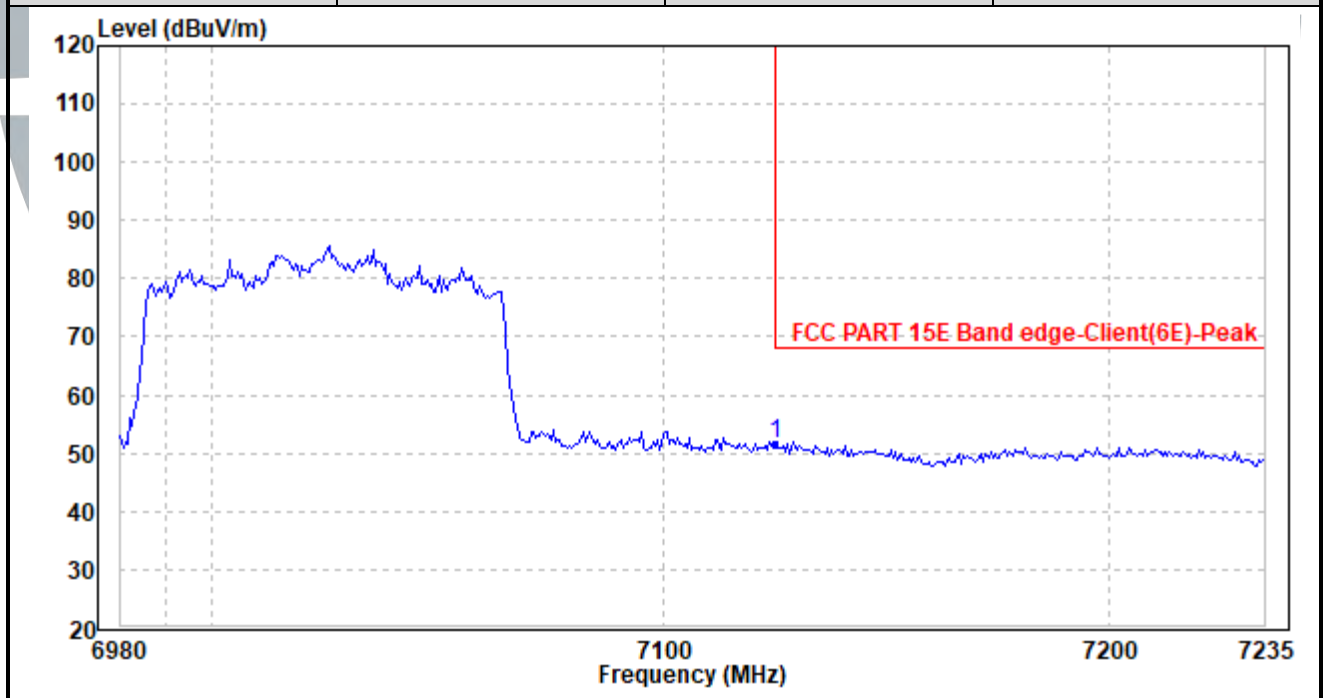

Frequency (MHz)	Peak level (dBm)	Peak Limit (dBm)	Conclusion
7125.000	51.71	68.2	Pass

IEEE 802.11ax-HE160_Full RU_Chain 0+1

Test Channel:	6025 MHz	Ant. Polar. :	Horizontal

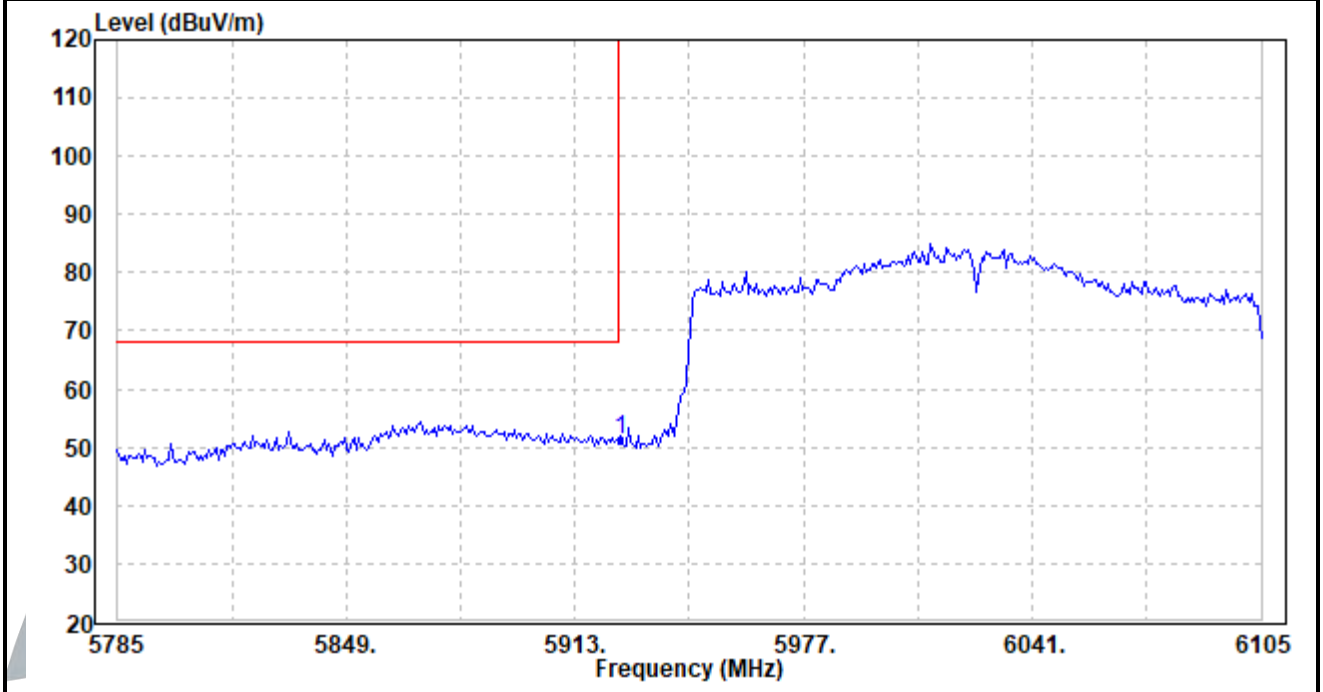

Frequency (MHz)	Peak level (dBm)	Peak Limit (dBm)	Conclusion
5925.000	51.13	68.2	Pass

Test Channel:	6025 MHz	Ant. Polar. :	Vertical

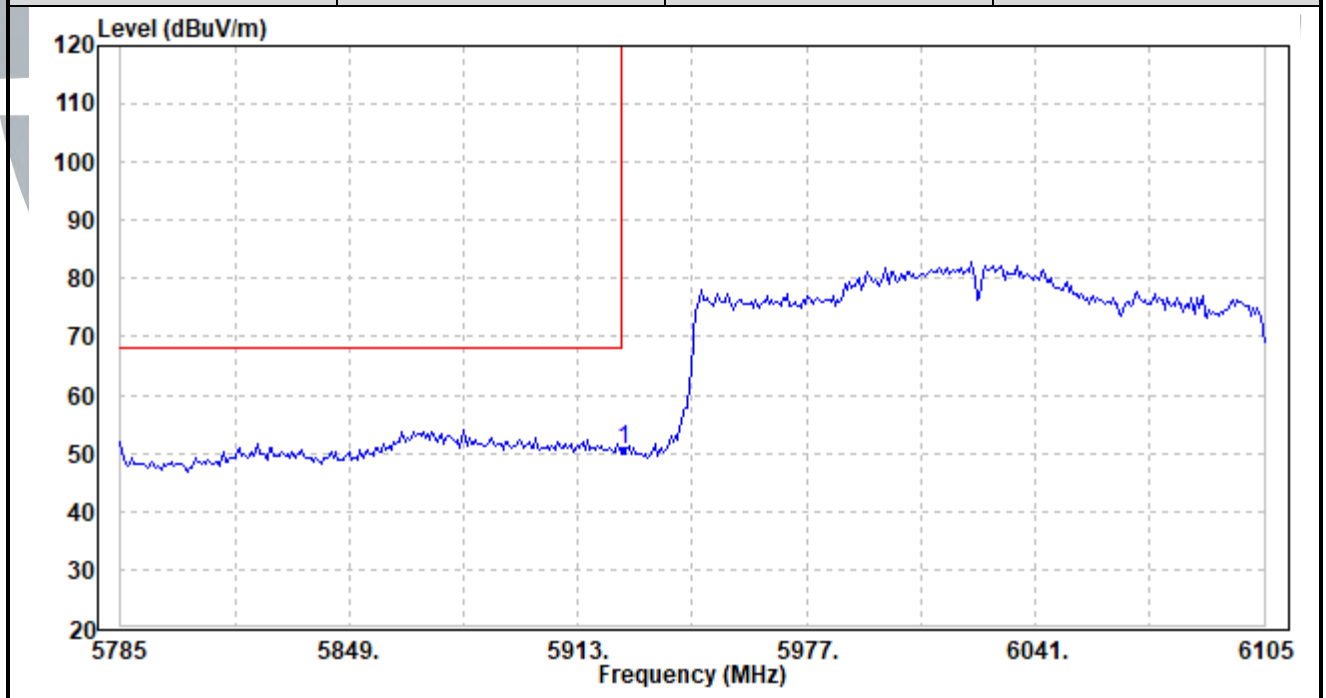

Frequency (MHz)	Peak level (dBm)	Peak Limit (dBm)	Conclusion
5925.000	50.48	68.2	Pass

Test Channel:	6985 MHz	Ant. Polar. :	Horizontal

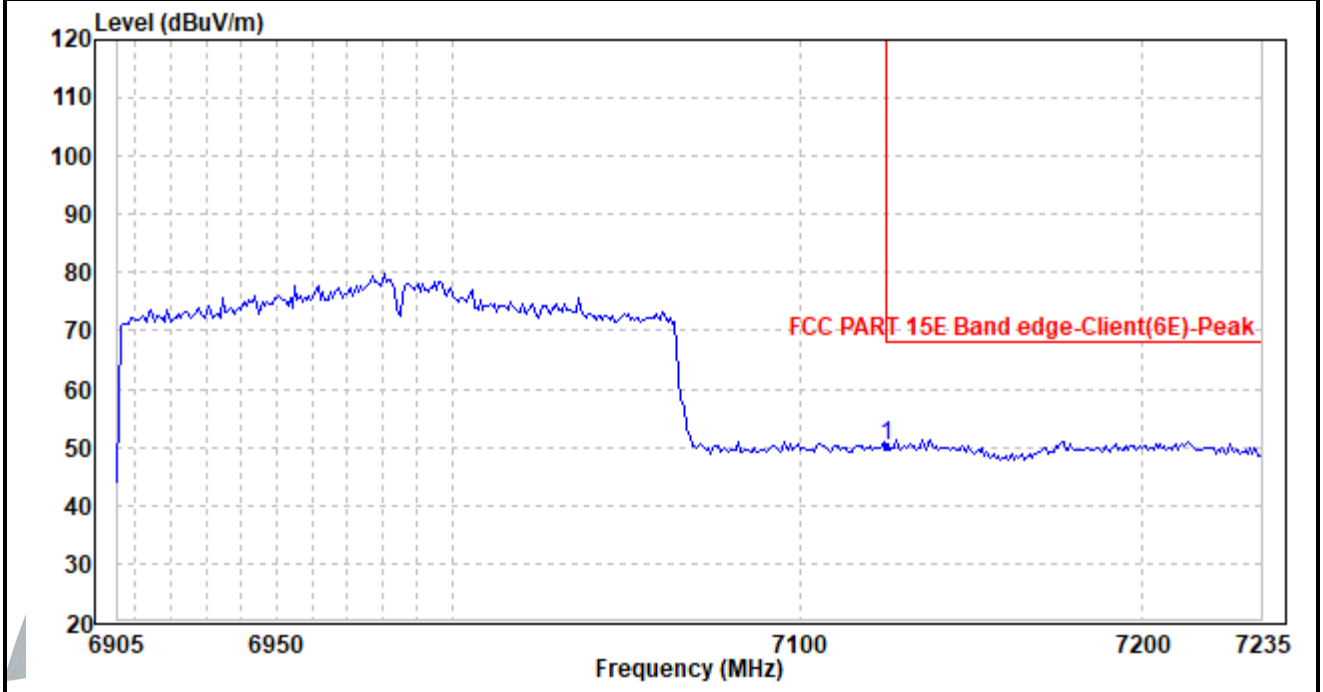

Frequency (MHz)	Peak level (dBm)	Peak Limit (dBm)	Conclusion
7125.000	50.18	68.2	Pass

Test Channel:	6985 MHz	Ant. Polar. :	Vertical

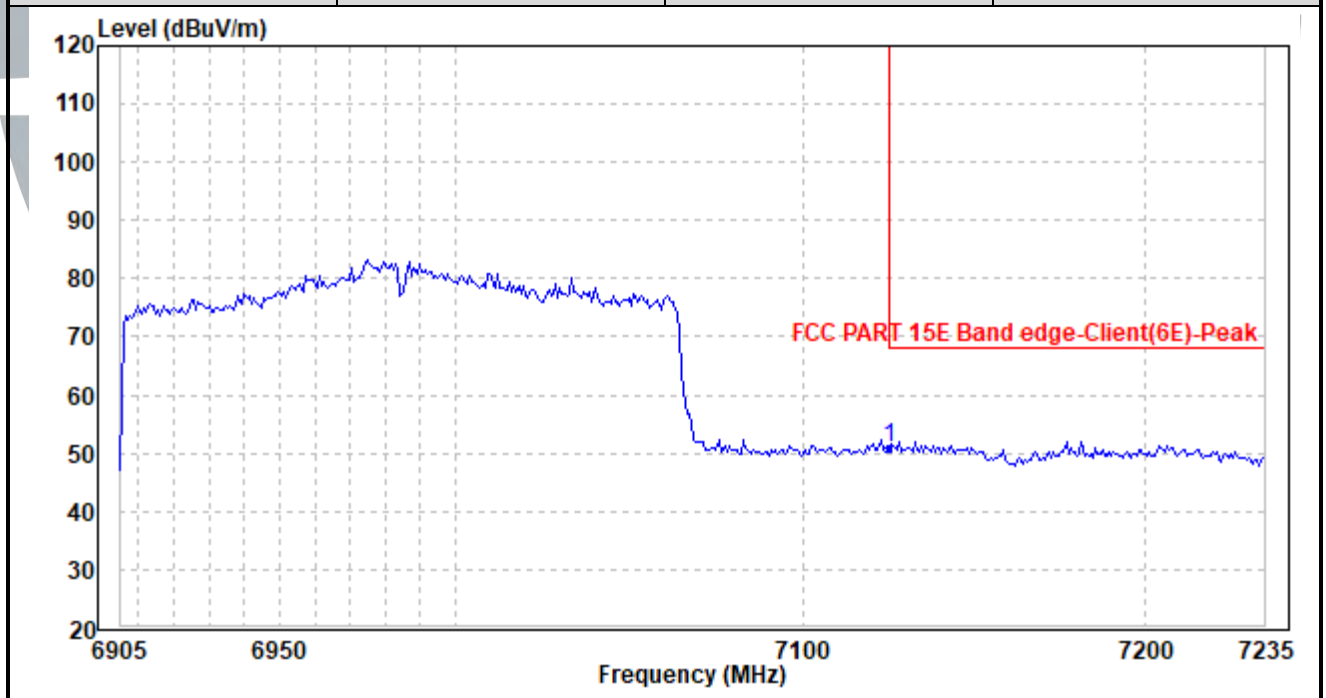

Frequency (MHz)	Peak level (dBm)	Peak Limit (dBm)	Conclusion
7125.000	50.90	68.2	Pass

5.10 AC POWER LINE CONDUCTED EMISSION

Test Requirement: FCC 47 CFR Part 15 Subpart E Section 15.407 b(9)
FCC 47 CFR Part 15 Subpart C Section 15.207

Test Method: ANSI C63.10-2020 Section 6.2

Limits:

Frequency range (MHz)	Limits (dB(μV)	
	Quasi-peak	Average
0,15 to 0,50	66 to 56	56 to 46
0,50 to 5	56	46
5 to 30	60	50

Remark:

1. The lower limit shall apply at the transition frequencies.
2. The limit decreases linearly with the logarithm of the frequency in the range 0.15 to 0.50 MHz.

Test Setup: Refer to section 4.5.2 for details.

Test Procedures:

Test frequency range :150KHz-30MHz

1) The mains terminal disturbance voltage test was conducted in a shielded room.
2) The EUT was connected to AC power source through a LISN 1 (Line Impedance Stabilization Network) which provides a 50Ω/50μH + 5Ω linear impedance. The power cables of all other units of the EUT were connected to a second LISN 2, which was bonded to the ground reference plane in the same way as the LISN 1 for the unit being measured. A multiple socket outlet strip was used to connect multiple power cables to a single LISN provided the rating of the LISN was not exceeded.
3) The tabletop EUT was placed upon a non-metallic table 0.8m above the ground reference plane. And for floor-standing arrangement, the EUT was placed on the horizontal ground reference plane,
4) The test was performed with a vertical ground reference plane. The rear of the EUT shall be 0.4 m from the vertical ground reference plane. The vertical ground reference plane was bonded to the horizontal ground reference plane. The LISN 1 was placed 0.8 m from the boundary of the unit under test and bonded to a ground reference plane for LISNs mounted on top of the ground reference plane. This distance was between the closest points of the LISN 1 and the EUT. All other units of the EUT and associated equipment was at least 0.8 m from the LISN 2.
5) In order to find the maximum emission, the relative positions of equipment and all of the interface cables must be changed according to ANSI C63.10 on conducted measurement.

Equipment Used: Refer to section 3 for details.

Test Result: Pass

The measurement data as follows:
Quasi Peak and Average:
Mode: Wi-Fi Link

Live Line

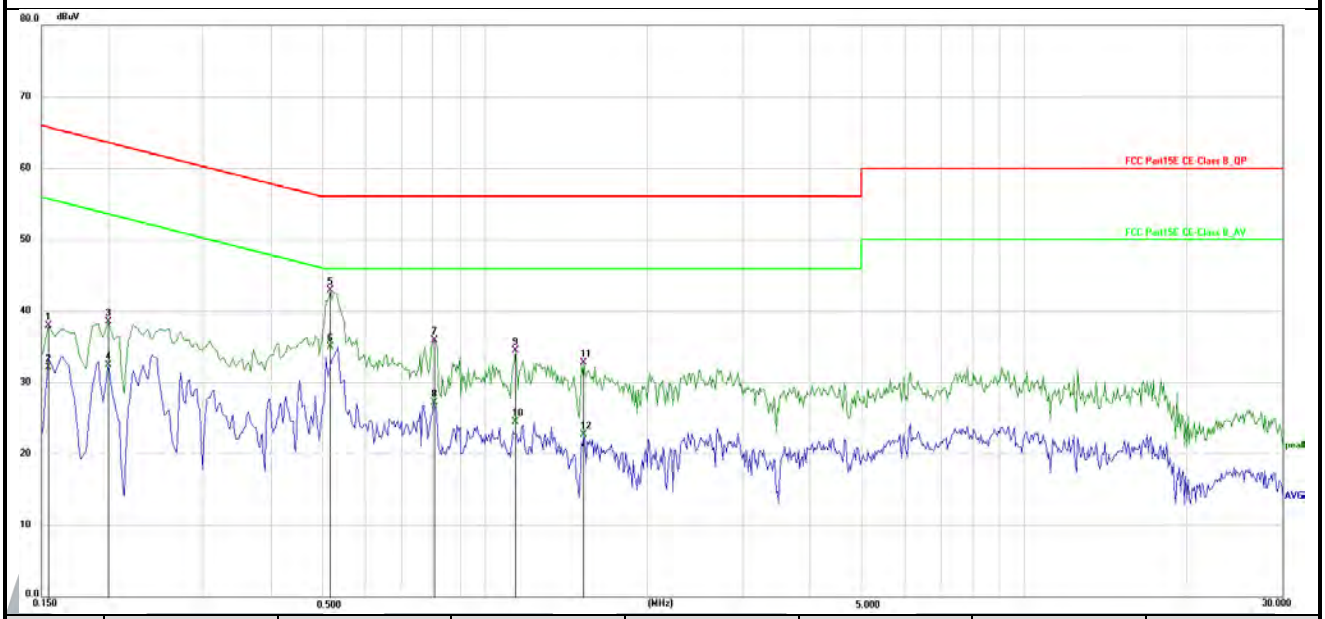

No.	Frequency (MHz)	Reading (dBuV)	Correction factor (dB)	Result (dBuV)	Limit (dBuV)	Margin (dB)	Detector
1	0.1544	27.67	10.31	37.98	65.76	-27.78	QP
2	0.1544	21.89	10.31	32.20	55.76	-23.56	AVG
3	0.1995	28.24	10.27	38.51	63.63	-25.12	QP
4	0.1995	22.17	10.27	32.44	53.63	-21.19	AVG
5	0.5143	32.71	10.20	42.91	56.00	-13.09	QP
6	0.5143	24.90	10.20	35.10	46.00	-10.90	AVG
7	0.8070	25.77	10.18	35.95	56.00	-20.05	QP
8	0.8070	17.01	10.18	27.19	46.00	-18.81	AVG
9	1.1353	24.32	10.18	34.50	56.00	-21.50	QP
10	1.1353	14.33	10.18	24.51	46.00	-21.49	AVG
11	1.5270	22.64	10.18	32.82	56.00	-23.18	QP
12	1.5270	12.52	10.18	22.70	46.00	-23.30	AVG

Neutral Line

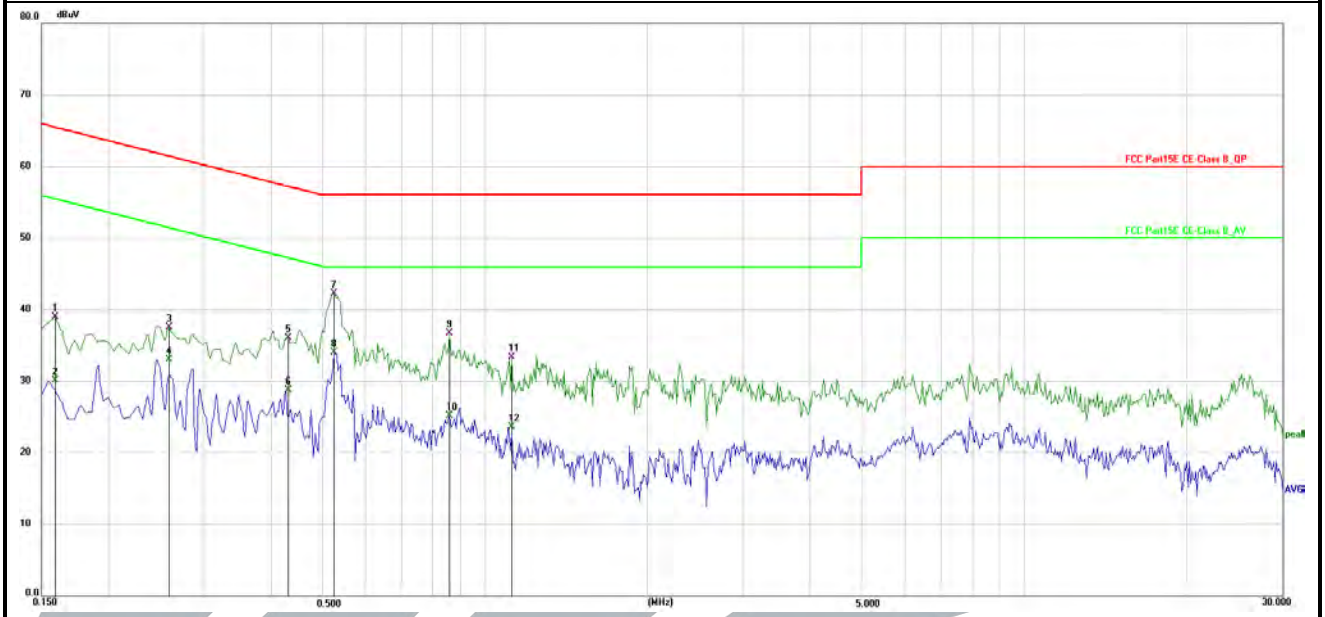

No.	Frequency (MHz)	Reading (dBuV)	Correction factor (dB)	Result (dBuV)	Limit (dBuV)	Margin (dB)	Detector
1	0.1590	28.69	10.30	38.99	65.52	-26.53	QP
2	0.1590	19.82	10.30	30.12	55.52	-25.40	AVG
3	0.2580	27.27	10.26	37.53	61.50	-23.97	QP
4	0.2580	22.78	10.26	33.04	51.50	-18.46	AVG
5	0.4290	25.82	10.23	36.05	57.27	-21.22	QP
6	0.4290	18.56	10.23	28.79	47.27	-18.48	AVG
7	0.5231	32.08	10.20	42.28	56.00	-13.72	QP
8	0.5231	23.90	10.20	34.10	46.00	-11.90	AVG
9	0.8610	26.60	10.17	36.77	56.00	-19.23	QP
10	0.8610	15.00	10.17	25.17	46.00	-20.83	AVG
11	1.1220	23.22	10.18	33.40	56.00	-22.60	QP
12	1.1220	13.42	10.18	23.60	46.00	-22.40	AVG

Remark:

1. Correct Factor = LISN Factor + Cable Loss + Pulse Limiter Factor, the value was added to Original Receiver Reading by the software automatically.
2. Result = Reading + Correct Factor.
3. Margin = Result - Limit
4. An initial pre-scan was performed on the Phase and neutral lines with peak detector. Quasi-Peak and Average measurement were performed at the frequencies with maximized peak emission were detected.
5. All possible modes of operation were investigated, and testing at two nominal voltages of 240V/50Hz and 120V/60Hz, only the worst case emissions reported.

APPENDIX 1 PHOTOS OF TEST SETUP

See test photos attached in Appendix 1 for the actual connections between Product and support equipment.

APPENDIX 2 PHOTOS OF EUT CONSTRUCTIONAL DETAILS

Refer to Appendix 2 for EUT external and internal photos.

*** End of Report ***

The test report is effective only with both signature and specialized stamp. The result(s) shown in this report refer only to the sample(s) tested. Without written approval of UnionTrust, this report can't be reproduced except in full.