Conducted test results

No.1-7077/23-01-05_TR1-A201-R1

January 22, 2024

Test Standard(s) FCC 15.407

This document is electronically signed and valid without handwritten signature.
Public keys for verification of the electronic signatures can be requested at the testing laboratory.

Authorized

cn=David Lang, o=cetecom advanced GmbH, ou=LNG-230530, email=david.lang@cetecomadvanced.com, c=DE
2024.01.22 13:17:11 +01'00'

David Lang
Lab Manager
Radio Labs

Table of Content

NA # Message with SA scan ~ 4
FCC 15.407 # Max output power and psd ~ WLAN5Gx a mode U-NII-1 5
FCC 15.407, ISED RSS247 # Bandwidths 99PCT and 20dB ~ WLAN5Gx a mode U-NII-1 9
FCC 15.407 # Max output power and psd ~ WLAN5Gx a mode U-NII-1 13
FCC 15.407, ISED RSS247 # Bandwidths 99PCT and 20dB ~ WLAN5Gx a mode U-NII-1 17
FCC 15.407 # MIMO ∑ Max output power and psd ~ WLAN5Gx a mode U-NII-1 21
NA # Message with SA scan ~ 23
FCC 15.407 # Max output power and psd ~ WLAN5Gx a mode U-NII-1 24
FCC 15.407, ISED RSS247 # Bandwidths 99PCT and 20dB ~ WLAN5Gx a mode U-NII-1 28
FCC 15.407 # Max output power and psd ~ WLAN5Gx a mode U-NII-1 32
FCC 15.407, ISED RSS247 # Bandwidths 99PCT and 20dB ~ WLAN5Gx a mode U-NII-1 36
FCC 15.407 # MIMO ∑ Max output power and psd ~ WLAN5Gx a mode U-NII-1 40
NA # Message with SA scan ~ 42
FCC 15.407 # Max output power and psd ~ WLAN5Gx a mode U-NII-1 43
FCC 15.407, ISED RSS247 # Bandwidths 99PCT and 20dB ~ WLAN5Gx a mode U-NII-1 47
FCC 15.407 # Max output power and psd ~ WLAN5Gx a mode U-NII-1 51
FCC 15.407, ISED RSS247 # Bandwidths 99PCT and 20dB ~ WLAN5Gx a mode U-NII-1 55
FCC 15.407 # MIMO ∑ Max output power and psd ~ WLAN5Gx a mode U-NII-1 59
NA # Message with SA scan ~ 61
FCC 15.407 # Max output power and psd ~ WLAN5Gx a mode U-NII-2A 62
FCC 15.407, ISED RSS247 # Bandwidths 99PCT and 20dB ~ WLAN5Gx a mode U-NII-2A 66
FCC 15.407 # Max output power and psd ~ WLAN5Gx a mode U-NII-2A 71
FCC 15.407, ISED RSS247 # Bandwidths 99PCT and 20dB ~ WLAN5Gx a mode U-NII-2A 75
FCC 15.407 # MIMO ∑ Max output power and psd ~ WLAN5Gx a mode U-NII-2A 80
NA # Message with SA scan ~ 82
FCC 15.407 # Max output power and psd ~ WLAN5Gx a mode U-NII-2A 83
FCC 15.407, ISED RSS247 # Bandwidths 99PCT and 20dB ~ WLAN5Gx a mode U-NII-2A 87
FCC 15.407 # Max output power and psd ~ WLAN5Gx a mode U-NII-2A 92
FCC 15.407, ISED RSS247 # Bandwidths 99PCT and 20dB ~ WLAN5Gx a mode U-NII-2A 96
FCC 15.407 # MIMO ∑ Max output power and psd ~ WLAN5Gx a mode U-NII-2A 101
NA # Message with SA scan ~ 103
FCC 15.407 # Max output power and psd ~ WLAN5Gx a mode U-NII-2A 104
FCC 15.407, ISED RSS247 # Bandwidths 99PCT and 20dB ~ WLAN5Gx a mode U-NII-2A 108
FCC 15.407 # Max output power and psd ~ WLAN5Gx a mode U-NII-2A 113
FCC 15.407, ISED RSS247 # Bandwidths 99PCT and 20dB ~ WLAN5Gx a mode U-NII-2A 117
FCC 15.407 # MIMO ∑ Max output power and psd ~ WLAN5Gx a mode U-NII-2A 122
NA # Message with SA scan ~ 124
FCC 15.407 # Max output power and psd ~ WLAN5Gx a mode U-NII-2C 125
FCC 15.407, ISED RSS247 # Bandwidths 99PCT and 20dB ~ WLAN5Gx a mode U-NII-2C 129
FCC 15.407 # Max output power and psd ~ WLAN5Gx a mode U-NII-2C 134
FCC 15.407, ISED RSS247 # Bandwidths 99PCT and 20dB ~ WLAN5Gx a mode U-NII-2C 138

FCC 15.407 # MIMO ∑ Max output power and psd ~ WLAN5Gx a mode U-NII-2C 143
NA # Message with SA scan ~ 145
FCC 15.407 # Max output power and psd ~ WLAN5Gx a mode U-NII-2C 146
FCC 15.407, ISED RSS247 # Bandwidths 99PCT and 20dB ~ WLAN5Gx a mode U-NII-2C 150
FCC 15.407 # Max output power and psd ~ WLAN5Gx a mode U-NII-2C 155
FCC 15.407, ISED RSS247 # Bandwidths 99PCT and 20dB ~ WLAN5Gx a mode U-NII-2C 159
FCC 15.407 # MIMO ∑ Max output power and psd ~ WLAN5Gx a mode U-NII-2C 164
NA # Message with SA scan ~ 166
FCC 15.407 # Max output power and psd ~ WLAN5Gx a mode U-NII-2C 167
FCC 15.407, ISED RSS247 # Bandwidths 99PCT and 20dB ~ WLAN5Gx a mode U-NII-2C 171
FCC 15.407 # Max output power and psd ~ WLAN5Gx a mode U-NII-2C 176
FCC 15.407, ISED RSS247 # Bandwidths 99PCT and 20dB ~ WLAN5Gx a mode U-NII-2C 180
FCC 15.407 # MIMO ∑ Max output power and psd ~ WLAN5Gx a mode U-NII-2C 185
NA # Message with SA scan ~ 187
FCC 15.407 # Max output power and psd ~ WLAN5Gx a mode U-NII-3 188
FCC 15.407, ISED RSS247 # Bandwidths 99PCT and 20dB ~ WLAN5Gx a mode U-NII-3 193
FCC 15.407, ISED RSS247 # Minimum emission bandwidth ~ WLAN5Gx a mode U-NII-3 197
FCC 15.407 # Max output power and psd ~ WLAN5Gx a mode U-NII-3 199
FCC 15.407, ISED RSS247 # Bandwidths 99PCT and 20dB ~ WLAN5Gx a mode U-NII-3 204
FCC 15.407, ISED RSS247 # Minimum emission bandwidth ~ WLAN5Gx a mode U-NII-3 208
FCC 15.407 # MIMO ∑ Max output power and psd ~ WLAN5Gx a mode U-NII-3 210
FCC 15.407, ISED RSS247 # Emission mask (eirp) ~ WLAN5Gx a mode U-NII-3 212
FCC 15.407, ISED RSS247 # Emission mask (eirp) ~ WLAN5Gx a mode U-NII-3 215
NA # Message with SA scan ~ 218
FCC 15.407 # Max output power and psd ~ WLAN5Gx a mode U-NII-3 219
FCC 15.407, ISED RSS247 # Bandwidths 99PCT and 20dB ~ WLAN5Gx a mode U-NII-3 224
FCC 15.407, ISED RSS247 # Minimum emission bandwidth ~ WLAN5Gx a mode U-NII-3 228
FCC 15.407 # Max output power and psd ~ WLAN5Gx a mode U-NII-3 230
FCC 15.407, ISED RSS247 # Bandwidths 99PCT and 20dB ~ WLAN5Gx a mode U-NII-3 235
FCC 15.407, ISED RSS247 # Minimum emission bandwidth ~ WLAN5Gx a mode U-NII-3 239
FCC 15.407, ISED RSS247 # Emission mask (eirp) ~ WLAN5Gx a mode U-NII-3 241
FCC 15.407, ISED RSS247 # Emission mask (eirp) ~ WLAN5Gx a mode U-NII-3 244
FCC 15.407 # MIMO ∑ Max output power and psd ~ WLAN5Gx a mode U-NII-3 247
NA # Message with SA scan ~ 249
FCC 15.407 # Max output power and psd ~ WLAN5Gx a mode U-NII-3 250
FCC 15.407, ISED RSS247 # Bandwidths 99PCT and 20dB ~ WLAN5Gx a mode U-NII-3 255
FCC 15.407, ISED RSS247 # Minimum emission bandwidth ~ WLAN5Gx a mode U-NII-3 259
FCC 15.407 # Max output power and psd ~ WLAN5Gx a mode U-NII-3 261
FCC 15.407, ISED RSS247 # Bandwidths 99PCT and 20dB ~ WLAN5Gx a mode U-NII-3 266
FCC 15.407, ISED RSS247 # Minimum emission bandwidth ~ WLAN5Gx a mode U-NII-3 270
FCC 15.407 # MIMO ∑ Max output power and psd ~ WLAN5Gx a mode U-NII-3 272
FCC 15.407, ISED RSS247 # Emission mask (eirp) ~ WLAN5Gx a mode U-NII-3 274
FCC 15.407, ISED RSS247 # Emission mask (eirp) ~ WLAN5Gx a mode U-NII-3 277

NA # Message with SA scan ~

References

TC start	17.01.2024 09:48:05
Ambit temp [°C] | humidity [rel%]	20.4 | 29
System version	4.7.1.5
Standard | Version	NA | NI
Method	
Description	Message with SA Scan a_mode_U_NII_1
Information	

Test Parameter

Switched Path	EUT - SignalingUnit - SpectrumAnalyzer
Message start	17.01.2024 09:48:06
Message	set WLAN5Gx to a_mode_U_NII_1, Frequency [MHz] 5180 , Information:

Equipment

Signal analyzer,Rohde&Schwarz,FSV-40,1307.9002K40/101042,3.70
Switch matrix,CTCadvanced,SPM-4 NI DAQ,28016133,NI

Verdict
INFO

FCC 15.407 # Max output power and psd ~ WLAN5Gx a mode U-NII-1

References

TC start	17.01.2024 09:48:50
Ambit temp [°C] | humidity [rel%]	20.5 | 29
System version	4.7.1.5
Standard | Version	FCC 15.407 | NI
Method	KDB789033 D02, F., E.2.e.
Description	FCC 15.407 Max Output Power & PSD - WLAN5Gx a mode U-NII-1
Information	

EUT Common Settings WLAN5Gx

Number of Antenna Ports	2
User Interaction	No
Device Class UNII_1	Client
Limit W52 Japan	Standard

Test Parameter

Technology to test	WLAN5Gx a mode
Antenna port used	1
Temperature	nom
Voltage	nom
Frequency low to test	True | Freq [MHz] 5180
Frequency mid to test	False | Freq [MHz] 5220
Frequency high to test	False | Freq [MHz] 5240
Auto control enabled power supply | Climatic Box	No | No
Additional path loss [dB]	1.4
Full path name | type	EUT - SignalingUnit - SpectrumAnalyzer

Equipment

Signal analyzer,Rohde&Schwarz,FSV-40,1307.9002K40/101042,3.70
Switch matrix,CTCadvanced,SPM-4 NI DAQ,28016133,NI

Test at TX 5180 MHz

RESULT: Reference Power cond.

DESCRIPTION	LOWER LIMIT	UPPER LIMIT	MEASURED	UNIT	VERDICT
Ref. Power 1MHz/1MHz cond.	---	---	15.22	dBm	INFO
Ref. Frequency	---	---	5178.800	MHz	INFO

Evaluation max. Duty Cycle

Duty Cycle evaluation

DESCRIPTION	LOWER LIMIT	UPPER LIMIT	MEASURED	UNIT	VERDICT
No enough Bursts detected, Duty Cycle Burst Ratio set to 1					
Duty Cycle (Burst Ratio) max	---	---	1	---	INFO
Duty Cycle max	---	---	0	dB	INFO
Duty Cycle (Burst Ratio) min	---	---	1	---	INFO
Duty Cycle min	---	---	0	dB	INFO

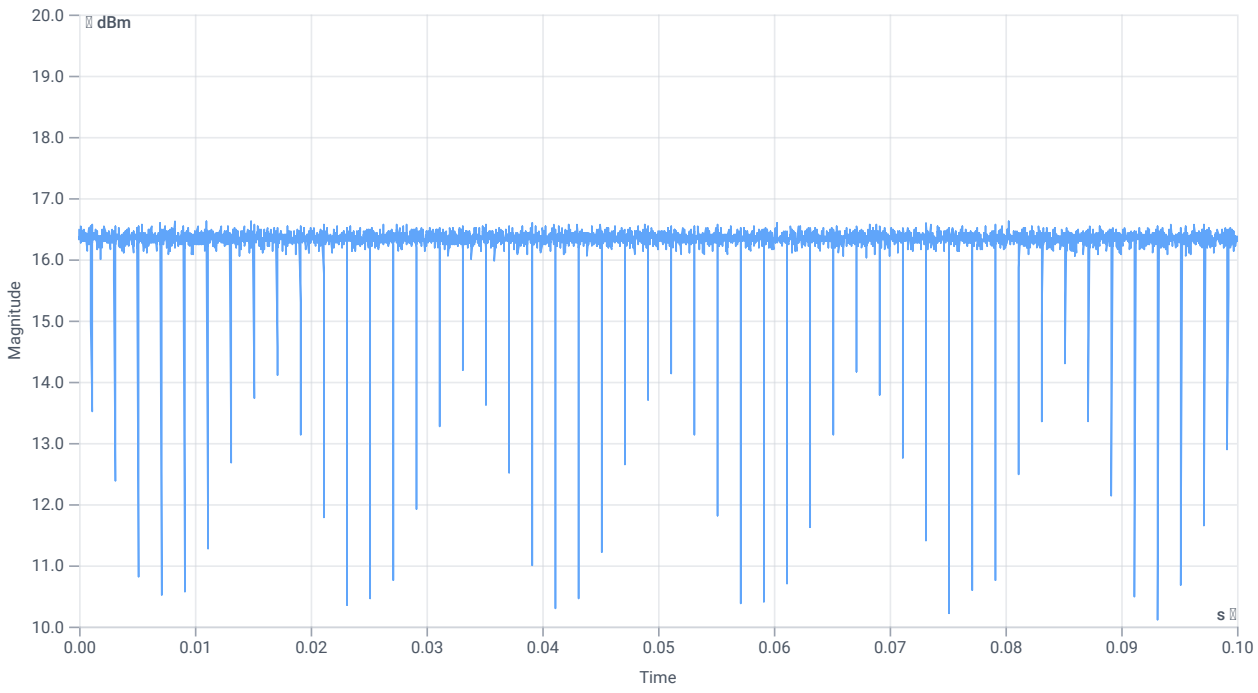

Duty cycle

Evaluation Bandwidth

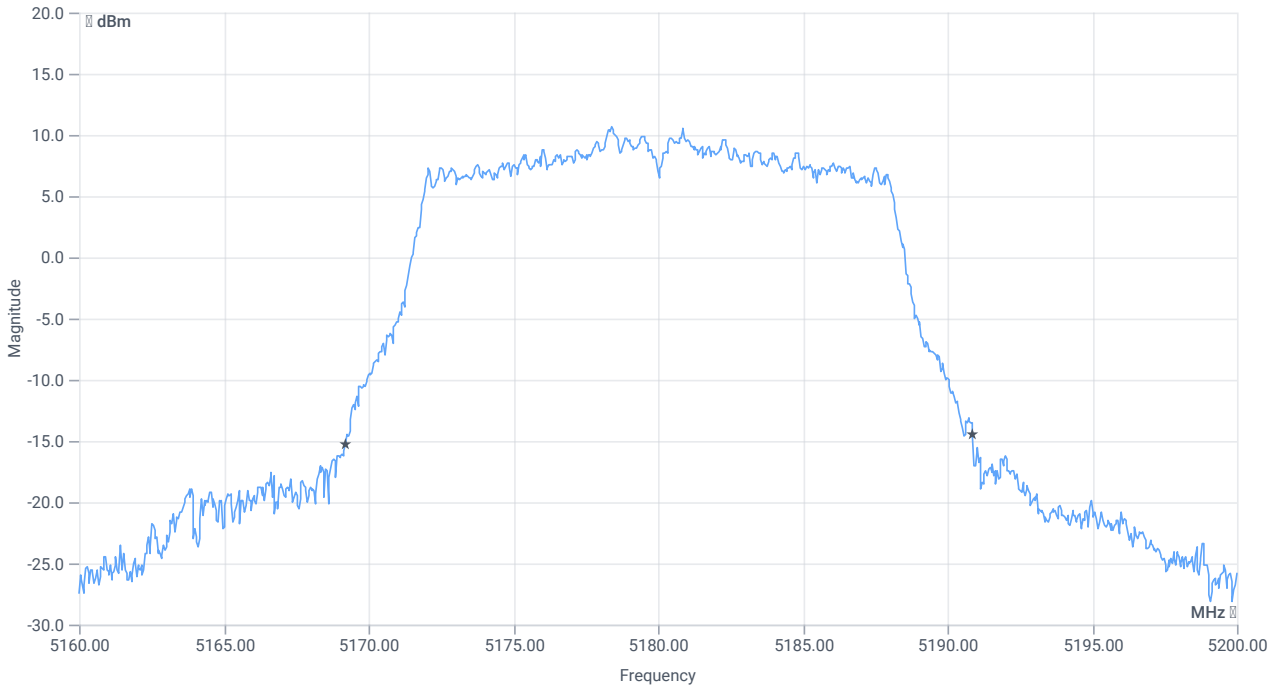

BW 26dB

RESULT

DESCRIPTION	LOWER LIMIT	UPPER LIMIT	MEASURED	UNIT	VERDICT
Bandwidth 26dB	---	---	21.68	MHz	INFO
T1 26dB	---	---	5169.2000	MHz	INFO
T2 26dB	---	---	5190.8800	MHz	INFO

Maximum Output Power

READ SA SETTINGS:

RefLevel [dBm] | RefLevelOffset [dB] | InpAtt [dB]	27.22 | 16.49 | 25
Start [MHz] | Stop [MHz]	5160.000 | 5200.000
RBW [MHz] | VBW [MHz]	1.000000 | 3.000000
Detector | TraceMode	RMS | MAXH
Sweep: time [ms] | count | points per Section | type	53700 | 1 | 161 | SWE

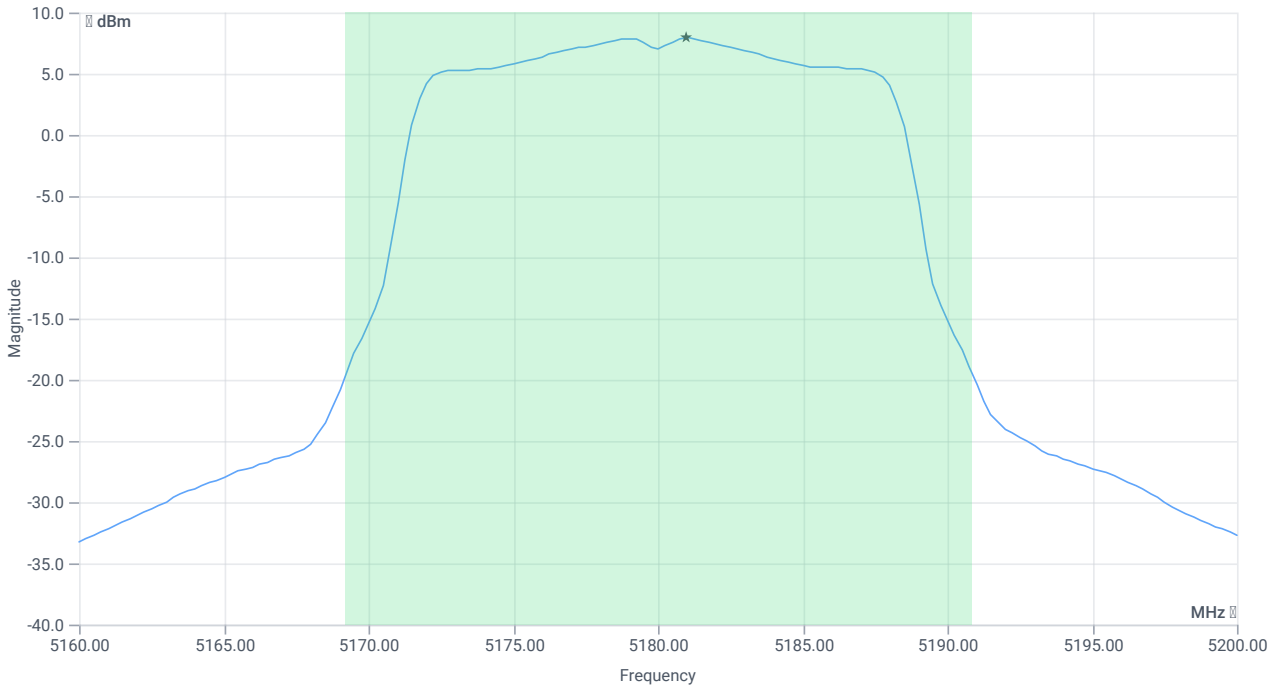

Max OP and PSD

RESULT

DESCRIPTION	LOWER LIMIT	UPPER LIMIT	MEASURED	UNIT	VERDICT
Max Output Power	---	---	18.39	dBm	INFO
Duty Cycle Correction	---	---	0	dB	INFO
Limit absolute					
Max Output Power DC corrected	---	24	18.39	dBm	PASS
Limit: 11 dBm + 10 log 21.68					
Max Output Power DC corrected	---	24.36	18.39	dBm	na

Power Spectral Density

RESULT

DESCRIPTION	LOWER LIMIT	UPPER LIMIT	MEASURED	UNIT	VERDICT
Power Spectral Density	---	---	7.92	dBm/1MHz	INFO
Duty Cycle Correction	---	---	0	dB	INFO
Power Spectral Density DC corrected	---	11	7.92	dBm/1MHz	PASS

Verdict
PASS

FCC 15.407, ISED RSS247 # Bandwidths 99PCT and 20dB ~ WLAN5Gx a mode U-NII-1

References

TC start	17.01.2024 09:51:58
Ambit temp [°C] | humidity [rel%]	20.5 | 29
System version	4.7.1.5
Standard | Version	FCC 15.407, ISED RSS247 | NI
Method	26dB Bandwidth KDB789033 D02, C.1 / ISED RSS-GEN
Description	FCC 15.407 Bandwidths - WLAN5Gx a mode U-NII-1
Information	

EUT Common Settings WLAN5Gx

Number of Antenna Ports	2
User Interaction	No
Device Class UNII_1	Client
Limit W52 Japan	Standard

Test Parameter

Technology to test	WLAN5Gx a mode
Antenna port used	1
Temperature	nom
Voltage	nom
Frequency low to test	True | Freq [MHz] 5180
Frequency mid to test	False | Freq [MHz] 5220
Frequency high to test	False | Freq [MHz] 5240
Auto control enabled power supply | Climatic Box	No | No
Additional path loss [dB]	1.4
Full path name | type	EUT - SignalingUnit - SpectrumAnalyzer

Equipment

Signal analyzer,Rohde&Schwarz,FSV-40,1307.9002K40/101042,3.70
Switch matrix,CTCadvanced,SPM-4 NI DAQ,28016133,NI

Test at TX 5180 MHz

RESULT: Reference Power cond.

DESCRIPTION	LOWER LIMIT	UPPER LIMIT	MEASURED	UNIT	VERDICT
Ref. Power 1MHz/1MHz cond.	---	---	14.45	dBm	INFO
Ref. Frequency	---	---	5180.200	MHz	INFO

READ SA SETTINGS:

RefLevel [dBm] | RefLevelOffset [dB] | InpAtt [dB]	22.45 | 16.49 | 25
Start [MHz] | Stop [MHz]	5155.000 | 5205.000
RBW [MHz] | VBW [MHz]	0.300000 | 1.000000
Detector | TraceMode	POS | MAXH
Sweep: time [ms] | count | points per Section | type	1 | 2500 | 1001 | SWE

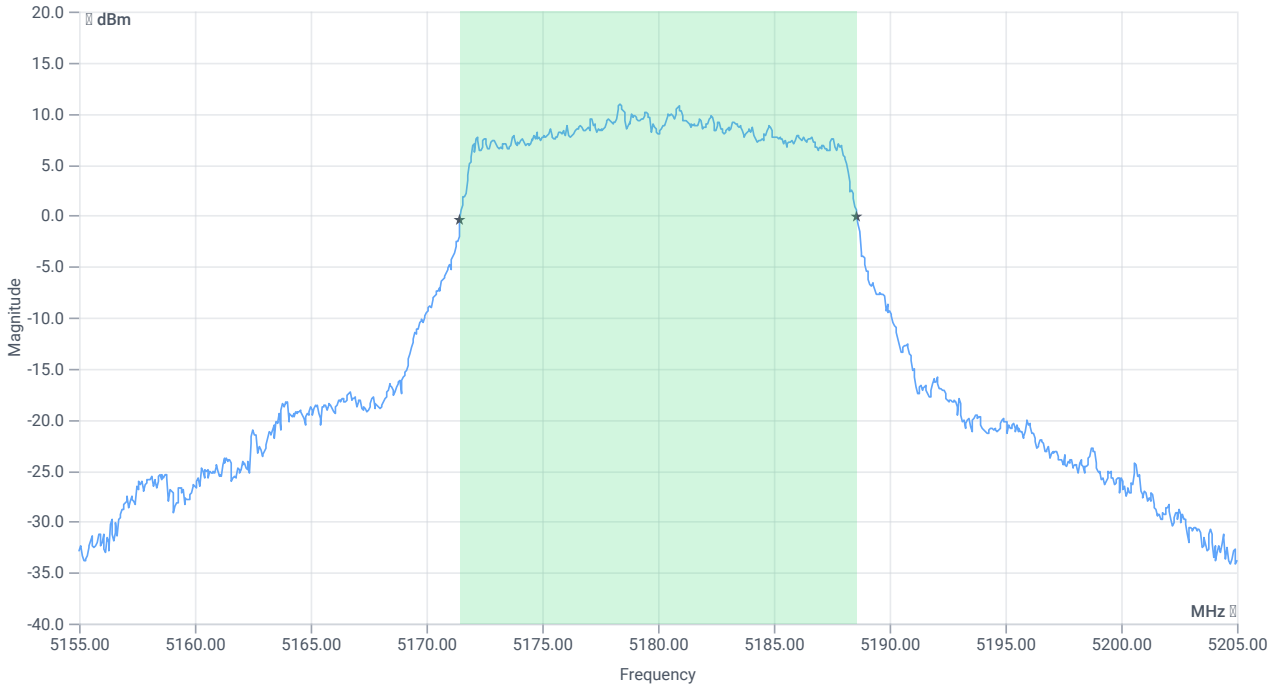

BW 99PCT

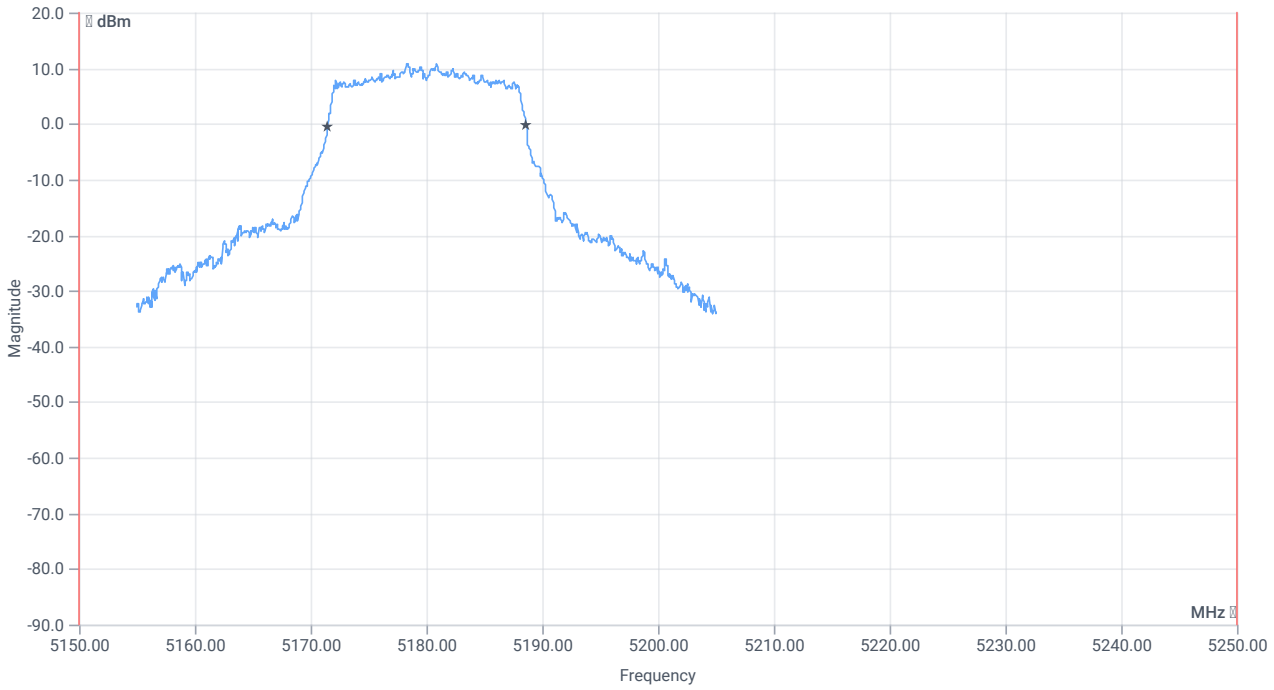

BW within Band 99PCT

RESULT

DESCRIPTION	LOWER LIMIT	UPPER LIMIT	MEASURED	UNIT	VERDICT
Bandwidth 99%	---	---	17.133	MHz	INFO
T1 99%	5150.000000	---	5171.4585	MHz	PASS
T2 99%	---	5250.000000	5188.5914	MHz	PASS

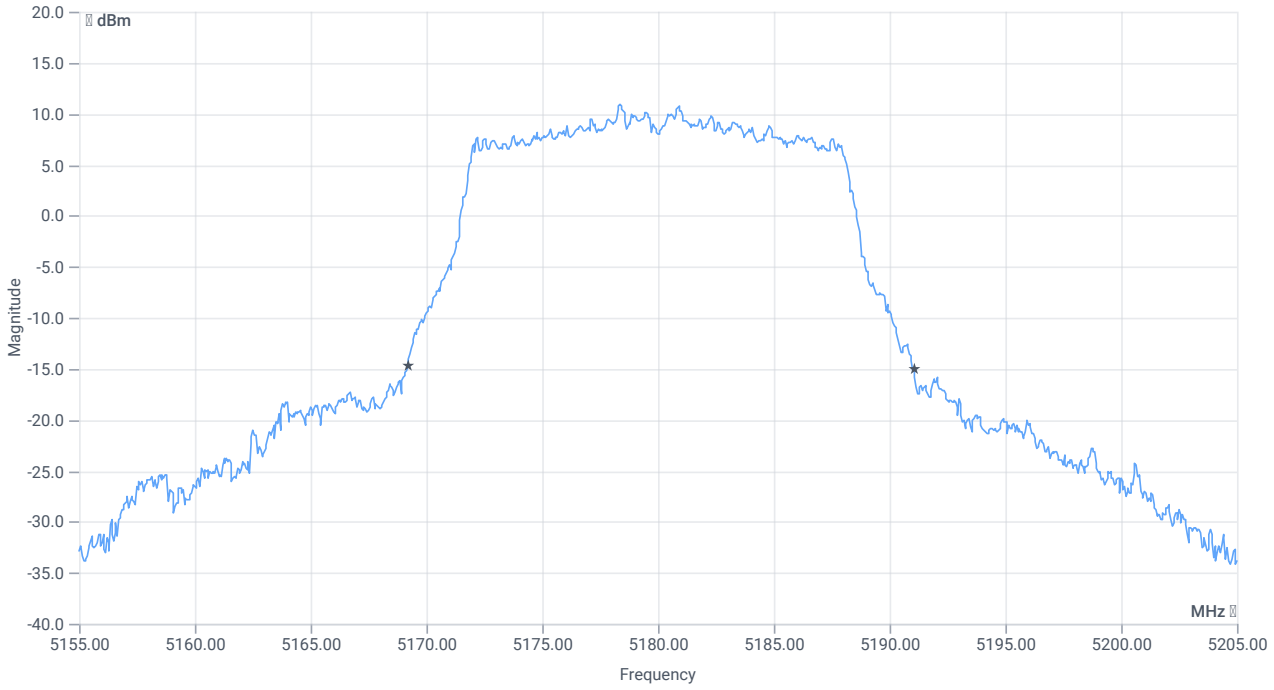

BW 26dB

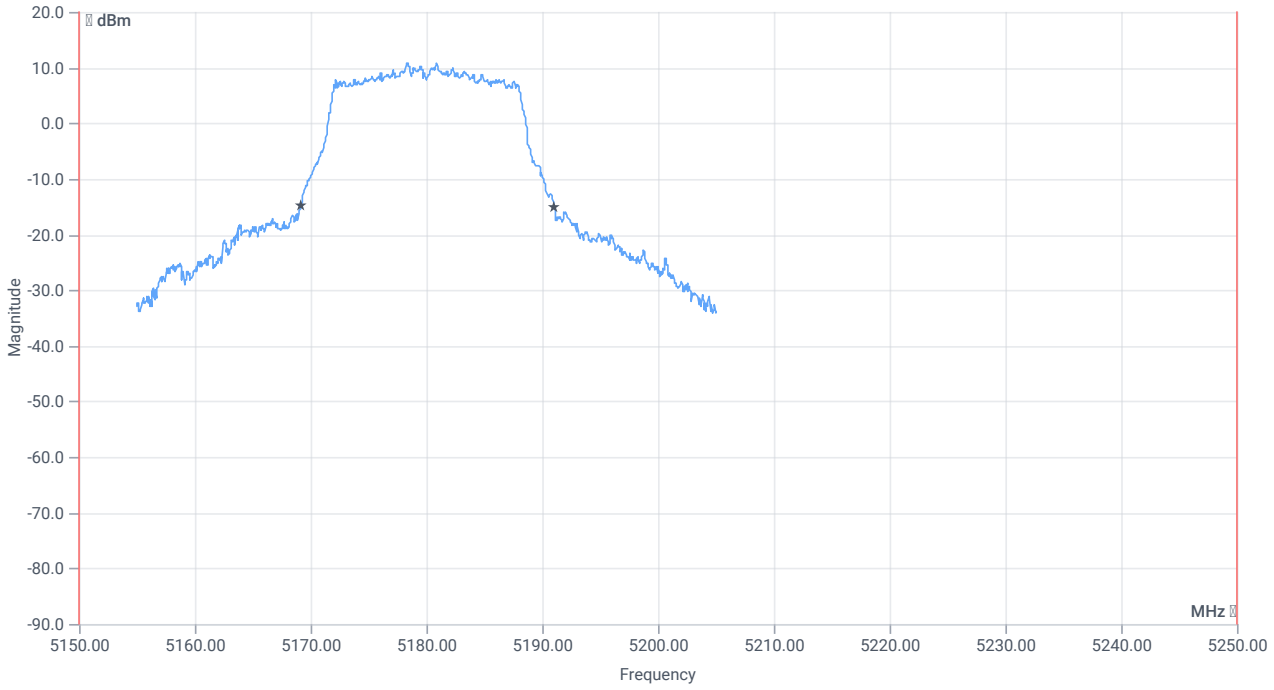

BW within Band 26dB

RESULT

DESCRIPTION	LOWER LIMIT	UPPER LIMIT	MEASURED	UNIT	VERDICT
Bandwidth 26dB	---	---	21.85	MHz	INFO
T1 26dB	5150.000000	---	5169.2000	MHz	PASS
T2 26dB	---	5250.000000	5191.0500	MHz	PASS

Verdict
PASS

FCC 15.407 # Max output power and psd ~ WLAN5Gx a mode U-NII-1

References

TC start	17.01.2024 09:52:37
Ambit temp [°C] | humidity [rel%]	20.5 | 29
System version	4.7.1.5
Standard | Version	FCC 15.407 | NI
Method	KDB789033 D02, F., E.2.e.
Description	FCC 15.407 Max Output Power & PSD - WLAN5Gx a mode U-NII-1
Information	

EUT Common Settings WLAN5Gx

Number of Antenna Ports	2
User Interaction	No
Device Class UNII_1	Client
Limit W52 Japan	Standard

Test Parameter

Technology to test	WLAN5Gx a mode
Antenna port used	2
Temperature	nom
Voltage	nom
Frequency low to test	True | Freq [MHz] 5180
Frequency mid to test	False | Freq [MHz] 5220
Frequency high to test	False | Freq [MHz] 5240
Auto control enabled power supply | Climatic Box	No | No
Additional path loss [dB]	1.4
Full path name | type	EUT - SignalingUnit - SpectrumAnalyzer

Equipment

Signal analyzer,Rohde&Schwarz,FSV-40,1307.9002K40/101042,3.70
Switch matrix,CTCadvanced,SPM-4 NI DAQ,28016133,NI

Test at TX 5180 MHz

RESULT: Reference Power cond.

DESCRIPTION	LOWER LIMIT	UPPER LIMIT	MEASURED	UNIT	VERDICT
Ref. Power 1MHz/1MHz cond.	---	---	15.37	dBm	INFO
Ref. Frequency	---	---	5182.200	MHz	INFO

Evaluation max. Duty Cycle

Duty Cycle evaluation

DESCRIPTION	LOWER LIMIT	UPPER LIMIT	MEASURED	UNIT	VERDICT
No enough Bursts detected, Duty Cycle Burst Ratio set to 1					
Duty Cycle (Burst Ratio) max	---	---	1	---	INFO
Duty Cycle max	---	---	0	dB	INFO
Duty Cycle (Burst Ratio) min	---	---	1	---	INFO
Duty Cycle min	---	---	0	dB	INFO

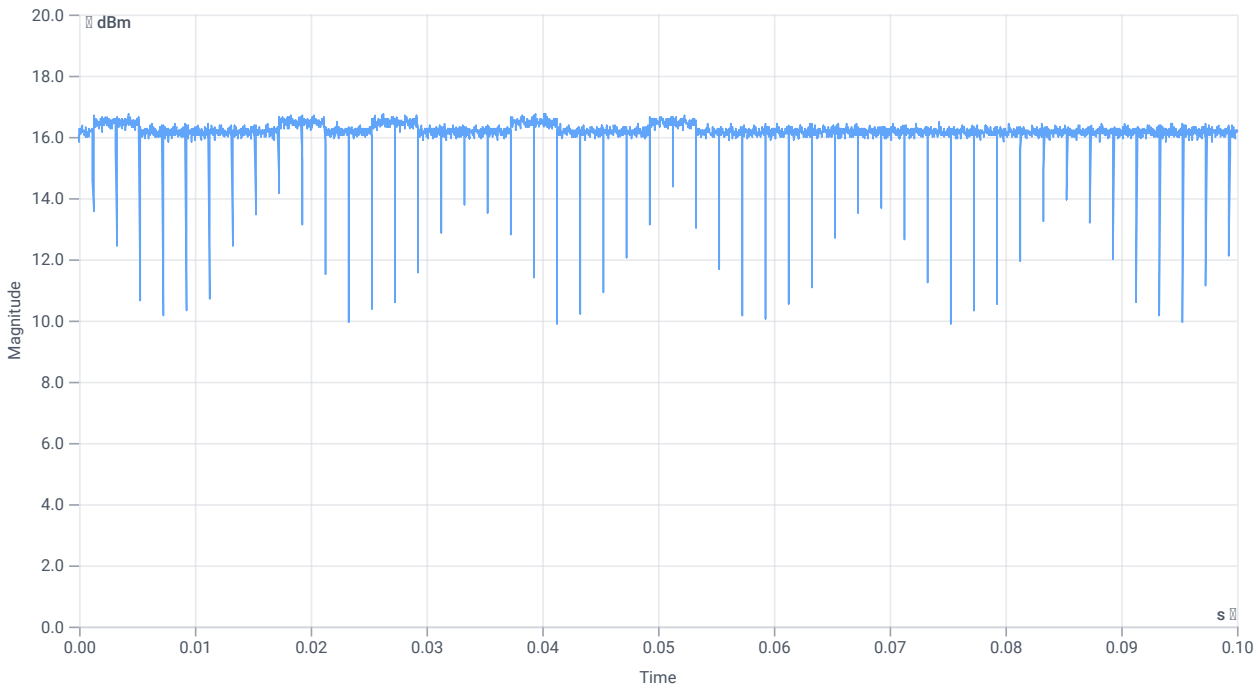

Duty cycle

Evaluation Bandwidth

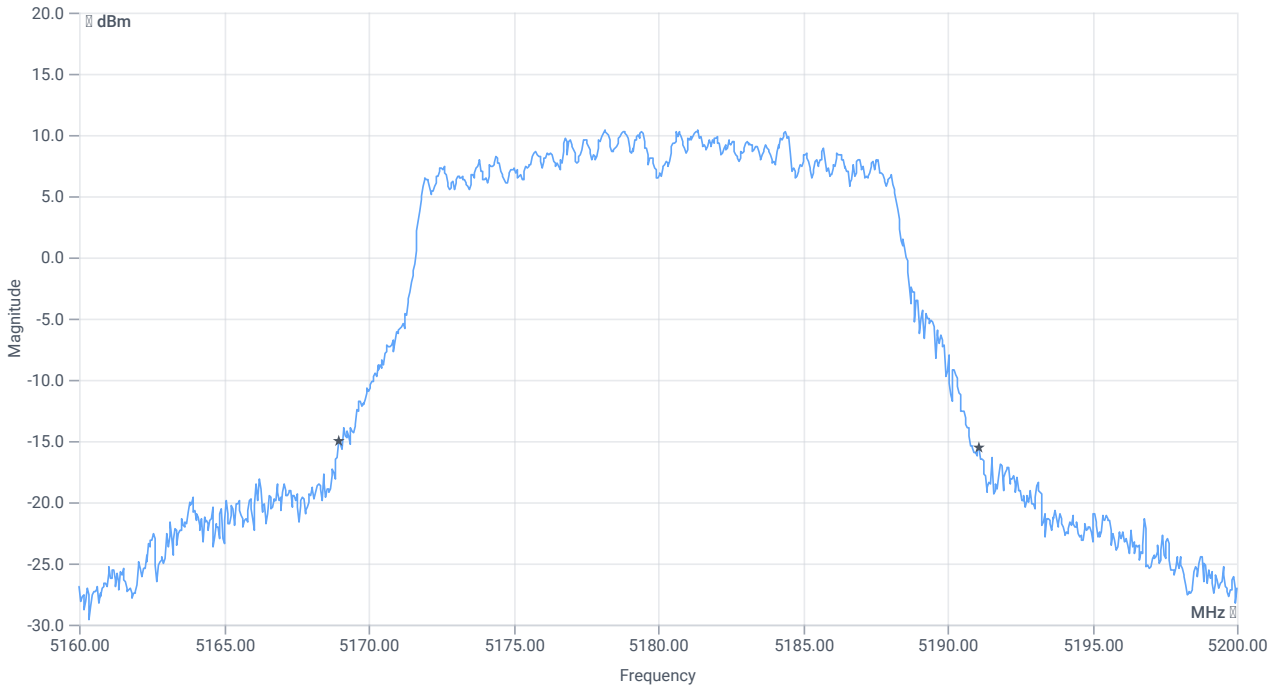

BW 26dB

RESULT

DESCRIPTION	LOWER LIMIT	UPPER LIMIT	MEASURED	UNIT	VERDICT
Bandwidth 26dB	---	---	22.12	MHz	INFO
T1 26dB	---	---	5168.9600	MHz	INFO
T2 26dB	---	---	5191.0800	MHz	INFO

Maximum Output Power

READ SA SETTINGS:

RefLevel [dBm] | RefLevelOffset [dB] | InpAtt [dB]	27.37 | 16.49 | 25
Start [MHz] | Stop [MHz]	5160.000 | 5200.000
RBW [MHz] | VBW [MHz]	1.000000 | 3.000000
Detector | TraceMode	RMS | MAXH
Sweep: time [ms] | count | points per Section | type	53700 | 1 | 161 | SWE

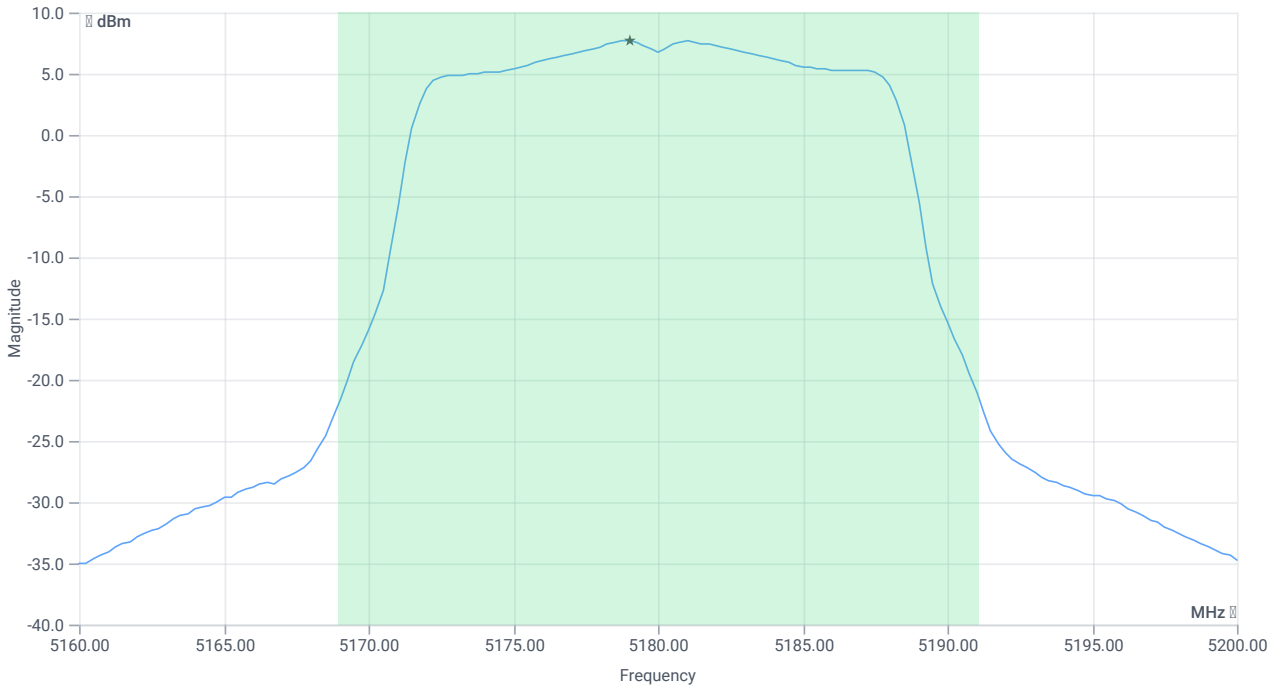

Max OP and PSD

RESULT

DESCRIPTION	LOWER LIMIT	UPPER LIMIT	MEASURED	UNIT	VERDICT
Max Output Power	---	---	18.18	dBm	INFO
Duty Cycle Correction	---	---	0	dB	INFO
Limit absolute					
Max Output Power DC corrected	---	24	18.18	dBm	PASS
Limit: 11 dBm + 10 log 22.12					
Max Output Power DC corrected	---	24.45	18.18	dBm	na

Power Spectral Density

RESULT

DESCRIPTION	LOWER LIMIT	UPPER LIMIT	MEASURED	UNIT	VERDICT
Power Spectral Density	---	---	7.69	dBm/1MHz	INFO
Duty Cycle Correction	---	---	0	dB	INFO
Power Spectral Density DC corrected	---	11	7.69	dBm/1MHz	PASS

Verdict
PASS

FCC 15.407, ISED RSS247 # Bandwidths 99PCT and 20dB ~ WLAN5Gx a mode U-NII-1

References

TC start	17.01.2024 09:55:47
Ambit temp [°C] | humidity [rel%]	20.6 | 29
System version	4.7.1.5
Standard | Version	FCC 15.407, ISED RSS247 | NI
Method	26dB Bandwidth KDB789033 D02, C.1 / ISED RSS-GEN
Description	FCC 15.407 Bandwidths - WLAN5Gx a mode U-NII-1
Information	

EUT Common Settings WLAN5Gx

Number of Antenna Ports	2
User Interaction	No
Device Class UNII_1	Client
Limit W52 Japan	Standard

Test Parameter

Technology to test	WLAN5Gx a mode
Antenna port used	2
Temperature	nom
Voltage	nom
Frequency low to test	True | Freq [MHz] 5180
Frequency mid to test	False | Freq [MHz] 5220
Frequency high to test	False | Freq [MHz] 5240
Auto control enabled power supply | Climatic Box	No | No
Additional path loss [dB]	1.4
Full path name | type	EUT - SignalingUnit - SpectrumAnalyzer

Equipment

Signal analyzer,Rohde&Schwarz,FSV-40,1307.9002K40/101042,3.70
Switch matrix,CTCadvanced,SPM-4 NI DAQ,28016133,NI

Test at TX 5180 MHz

RESULT: Reference Power cond.

DESCRIPTION	LOWER LIMIT	UPPER LIMIT	MEASURED	UNIT	VERDICT
Ref. Power 1MHz/1MHz cond.	---	---	16.07	dBm	INFO
Ref. Frequency	---	---	5178.200	MHz	INFO

READ SA SETTINGS:

RefLevel [dBm] | RefLevelOffset [dB] | InpAtt [dB]	24.07 | 16.49 | 25
Start [MHz] | Stop [MHz]	5155.000 | 5205.000
RBW [MHz] | VBW [MHz]	0.300000 | 1.000000
Detector | TraceMode	POS | MAXH
Sweep: time [ms] | count | points per Section | type	1 | 2500 | 1001 | SWE

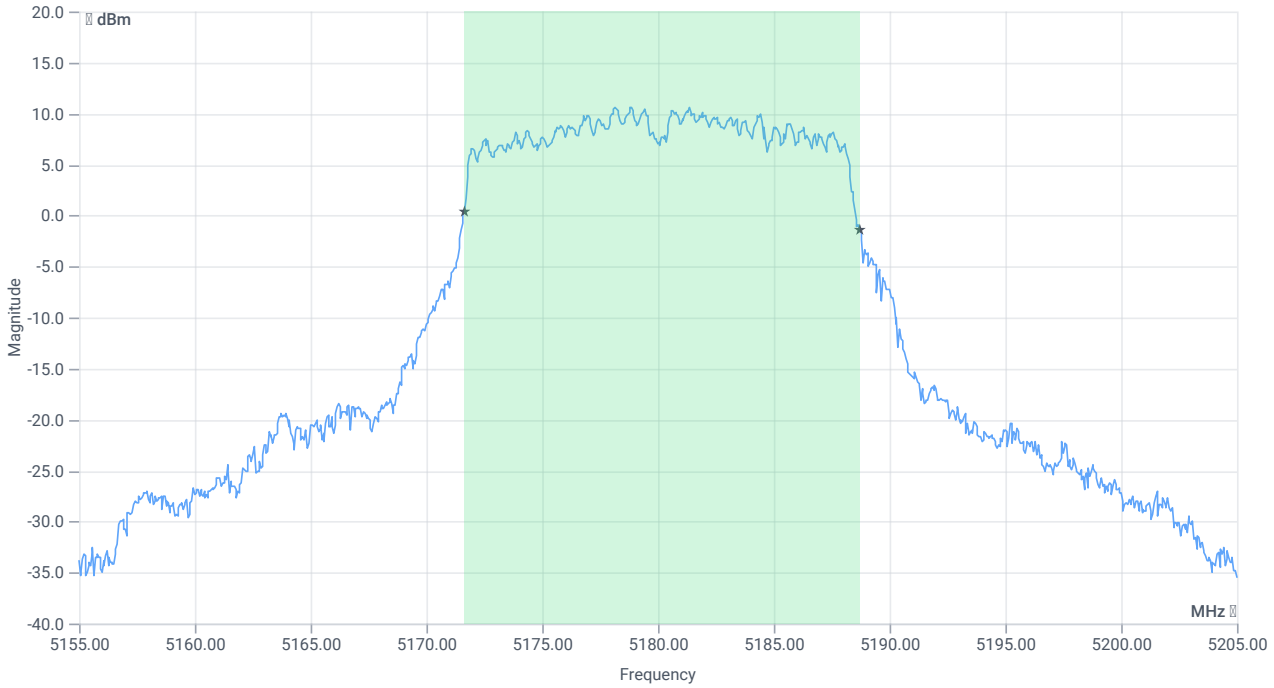

BW 99PCT

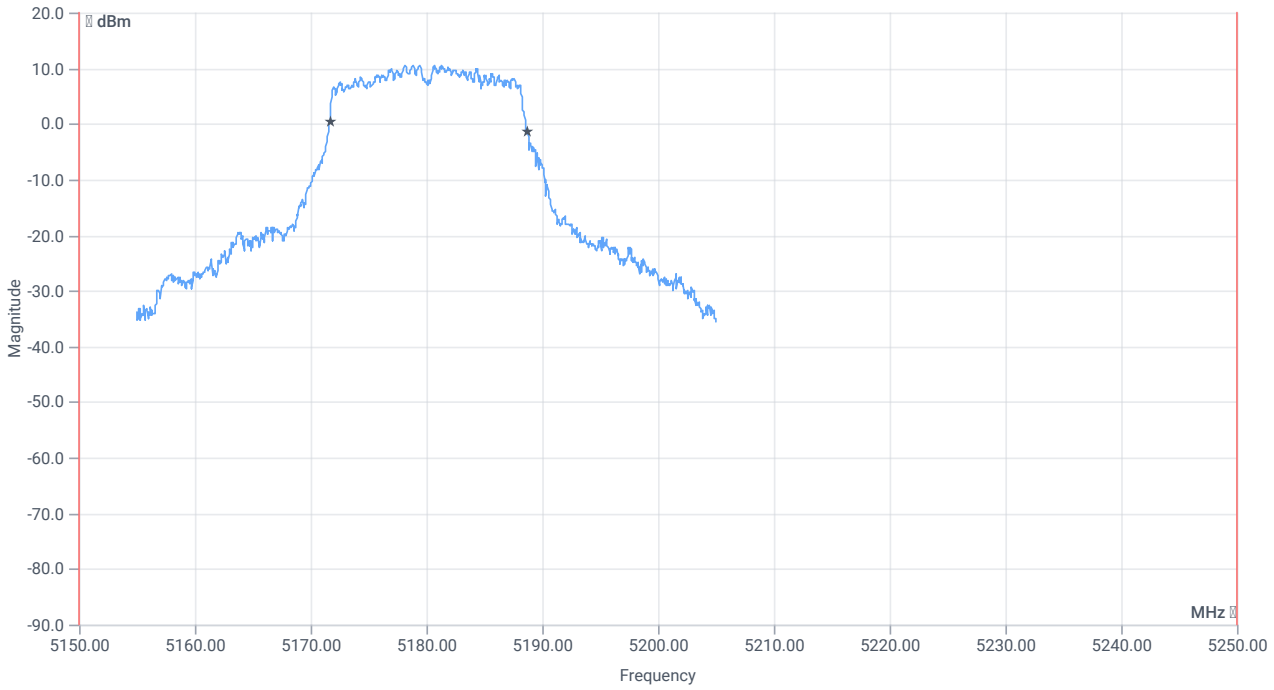

BW within Band 99PCT

RESULT

DESCRIPTION	LOWER LIMIT	UPPER LIMIT	MEASURED	UNIT	VERDICT
Bandwidth 99%	---	---	17.033	MHz	INFO
T1 99%	5150.000000	---	5171.6583	MHz	PASS
T2 99%	---	5250.000000	5188.6913	MHz	PASS

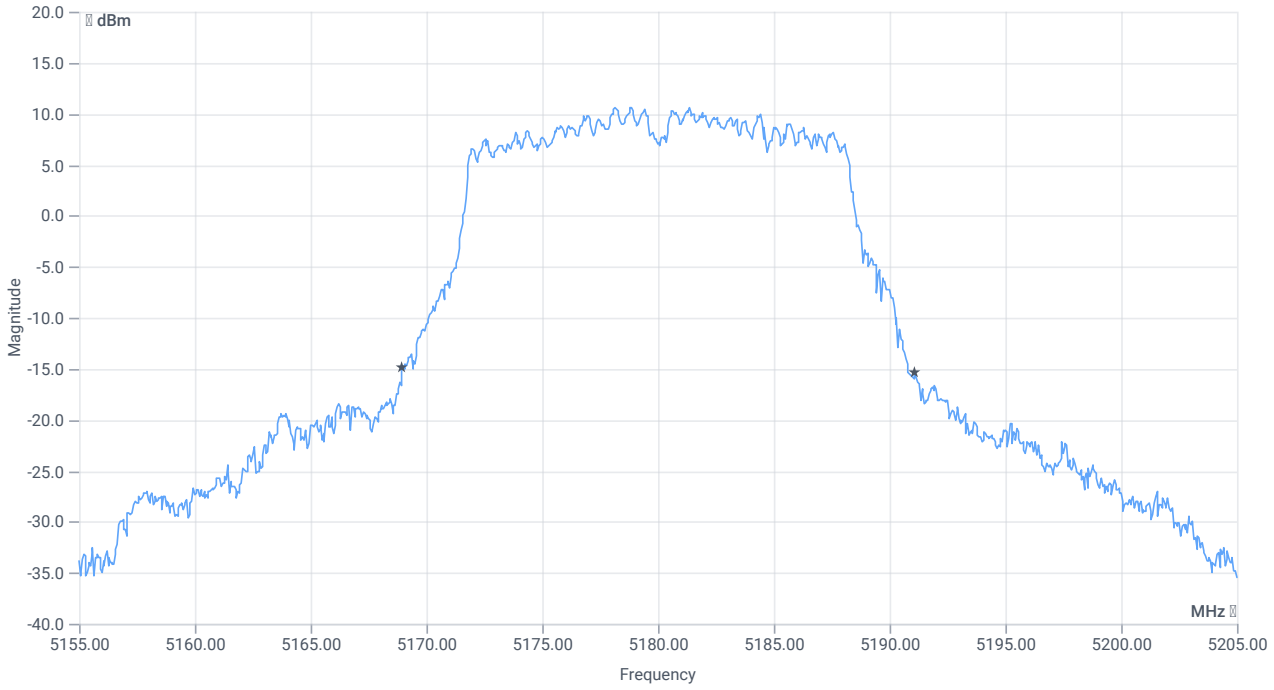

BW 26dB

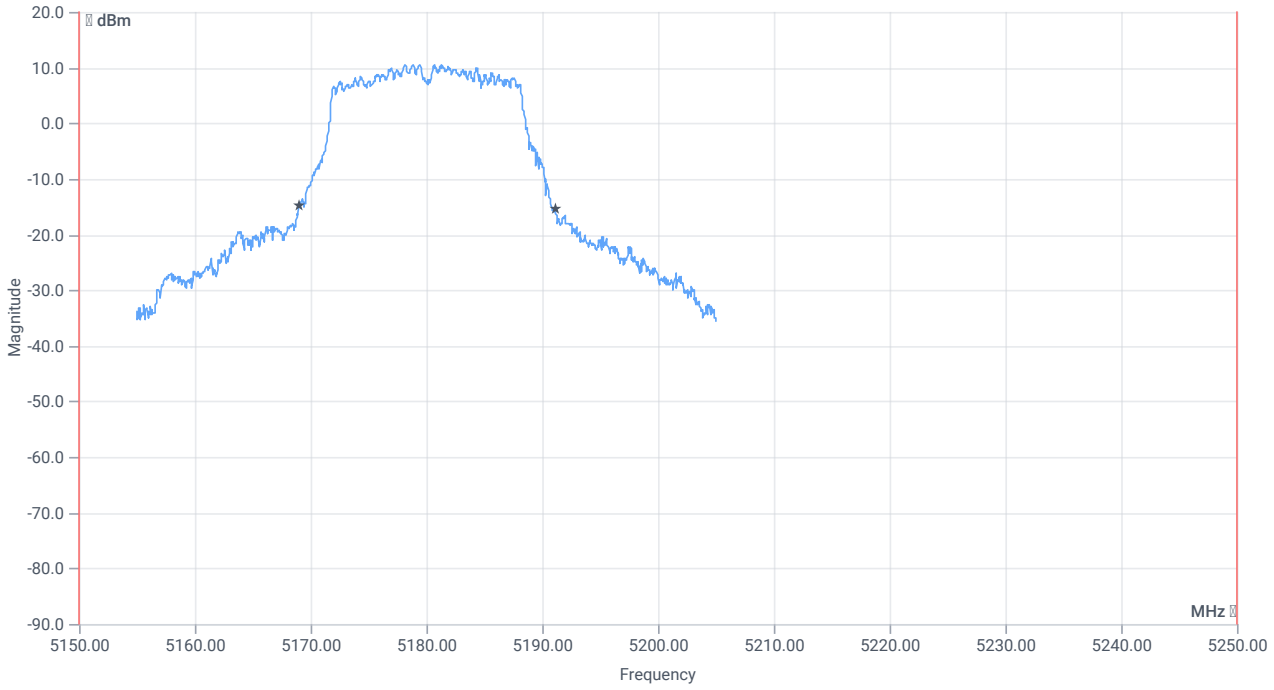

BW within Band 26dB

RESULT

DESCRIPTION	LOWER LIMIT	UPPER LIMIT	MEASURED	UNIT	VERDICT
Bandwidth 26dB	---	---	22.15	MHz	INFO
T1 26dB	5150.000000	---	5168.9500	MHz	PASS
T2 26dB	---	5250.000000	5191.1000	MHz	PASS

Verdict
PASS

FCC 15.407 # MIMO ∑ Max output power and psd ~ WLAN5Gx a mode U-NII-1

References

TC start	17.01.2024 09:56:25
Ambit temp [°C] | humidity [rel%]	20.6 | 29
System version	4.7.1.5
Standard | Version	FCC 15.407 | NI
Method	
Description	MIMO ∑ FCC Power & psd - WLAN5Gx a mode U-NII-1
Information	

EUT Common Settings WLAN5Gx

Number of Antenna Ports	2
User Interaction	No
Device Class UNII_1	Client
Limit W52 Japan	Standard

Test Parameter

Technology to test	WLAN5Gx a mode
Antenna port used	several
Temperature	nom
Voltage	nom
Frequency low to test	True | Freq [MHz] 5180
Frequency mid to test	False | Freq [MHz] 5220
Frequency high to test	False | Freq [MHz] 5240
Auto control enabled power supply | Climatic Box	No | No
Additional path loss [dB]	1.4
Full path name | type	None

Equipment

Test at TX 5180 MHz

RESULT Power

DESCRIPTION	LOWER LIMIT	UPPER LIMIT	MEASURED	UNIT	VERDICT
Ant:1 Max Output Power DC corrected	---	---	18.39	dBm	INFO
Ant:1 BW 26dB	---	---	21.680	MHz	INFO
Ant:2 Max Output Power DC corrected	---	---	18.18	dBm	INFO
Ant:2 BW 26dB	---	---	22.120	MHz	INFO
∑ Limit absolute	---	24	21.3	dBm	PASS
∑ Limit: 11 dBm + 10 log 21.68	---	24.36	21.3	dBm	na

RESULT PSD

DESCRIPTION	LOWER LIMIT	UPPER LIMIT	MEASURED	UNIT	VERDICT
Ant:1 PSD	---	---	7.92	dBm/1MHz	INFO
Ant:2 PSD	---	---	7.69	dBm/1MHz	INFO
∑	---	11	10.82	dBm/1MHz	PASS

Verdict
PASS

NA # Message with SA scan ~

References

TC start	17.01.2024 10:18:20
Ambit temp [°C] | humidity [rel%]	21.0 | 28
System version	4.7.1.5
Standard | Version	NA | NI
Method	
Description	Message with SA Scan a_mode_U_NII_1
Information	

Test Parameter

Switched Path	EUT - SignalingUnit - SpectrumAnalyzer
Message start	17.01.2024 10:18:20
Message	set WLAN5Gx to a_mode_U_NII_1, Frequency [MHz] 5220 , Information:

Equipment

Signal analyzer,Rohde&Schwarz,FSV-40,1307.9002K40/101042,3.70
Switch matrix,CTCadvanced,SPM-4 NI DAQ,28016133,NI

Verdict
INFO

FCC 15.407 # Max output power and psd ~ WLAN5Gx a mode U-NII-1

References

TC start	17.01.2024 10:18:31
Ambit temp [°C] | humidity [rel%]	21.0 | 28
System version	4.7.1.5
Standard | Version	FCC 15.407 | NI
Method	KDB789033 D02, F., E.2.e.
Description	FCC 15.407 Max Output Power & PSD - WLAN5Gx a mode U-NII-1
Information	

EUT Common Settings WLAN5Gx

Number of Antenna Ports	2
User Interaction	No
Device Class UNII_1	Client
Limit W52 Japan	Standard

Test Parameter

Technology to test	WLAN5Gx a mode
Antenna port used	1
Temperature	nom
Voltage	nom
Frequency low to test	False | Freq [MHz] 5180
Frequency mid to test	True | Freq [MHz] 5200
Frequency high to test	False | Freq [MHz] 5240
Auto control enabled power supply | Climatic Box	No | No
Additional path loss [dB]	1.4
Full path name | type	EUT - SignalingUnit - SpectrumAnalyzer

Equipment

Signal analyzer,Rohde&Schwarz,FSV-40,1307.9002K40/101042,3.70
Switch matrix,CTCadvanced,SPM-4 NI DAQ,28016133,NI

Test at TX 5200 MHz

RESULT: Reference Power cond.

DESCRIPTION	LOWER LIMIT	UPPER LIMIT	MEASURED	UNIT	VERDICT
Ref. Power 1MHz/1MHz cond.	---	---	15.80	dBm	INFO
Ref. Frequency	---	---	5195.400	MHz	INFO

Evaluation max. Duty Cycle

Duty Cycle evaluation

DESCRIPTION	LOWER LIMIT	UPPER LIMIT	MEASURED	UNIT	VERDICT
No enough Bursts detected, Duty Cycle Burst Ratio set to 1					
Duty Cycle (Burst Ratio) max	---	---	1	---	INFO
Duty Cycle max	---	---	0	dB	INFO
Duty Cycle (Burst Ratio) min	---	---	1	---	INFO
Duty Cycle min	---	---	0	dB	INFO

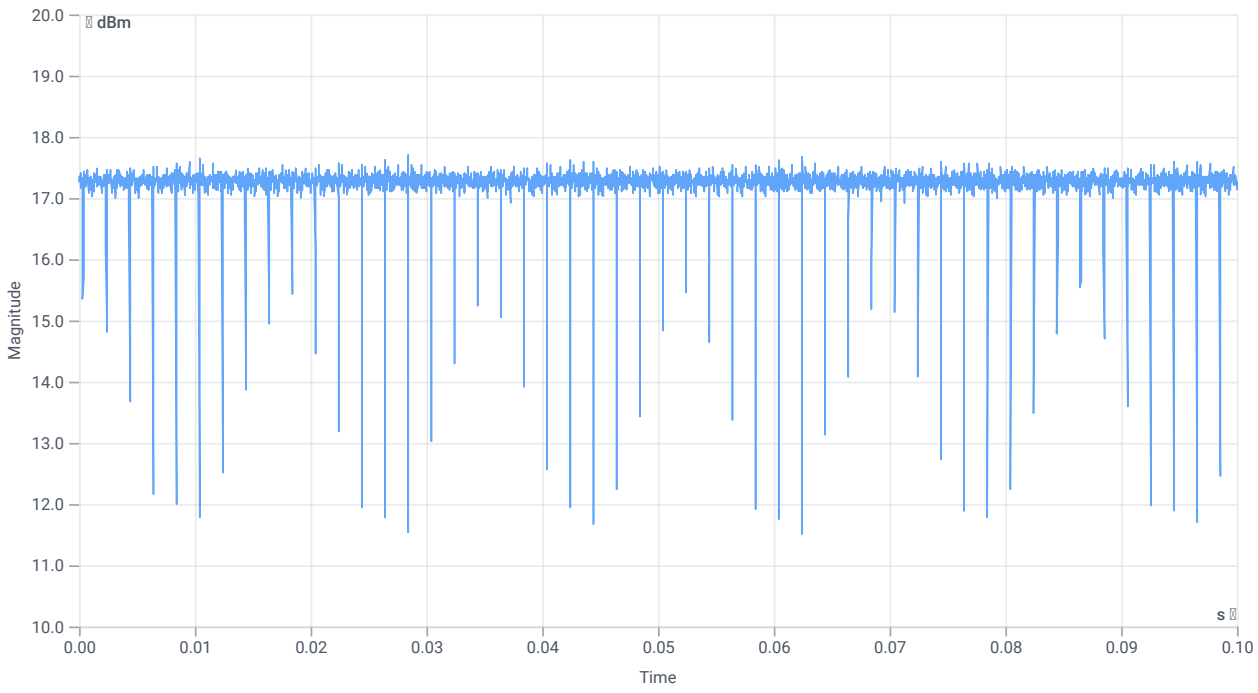

Duty cycle

Evaluation Bandwidth

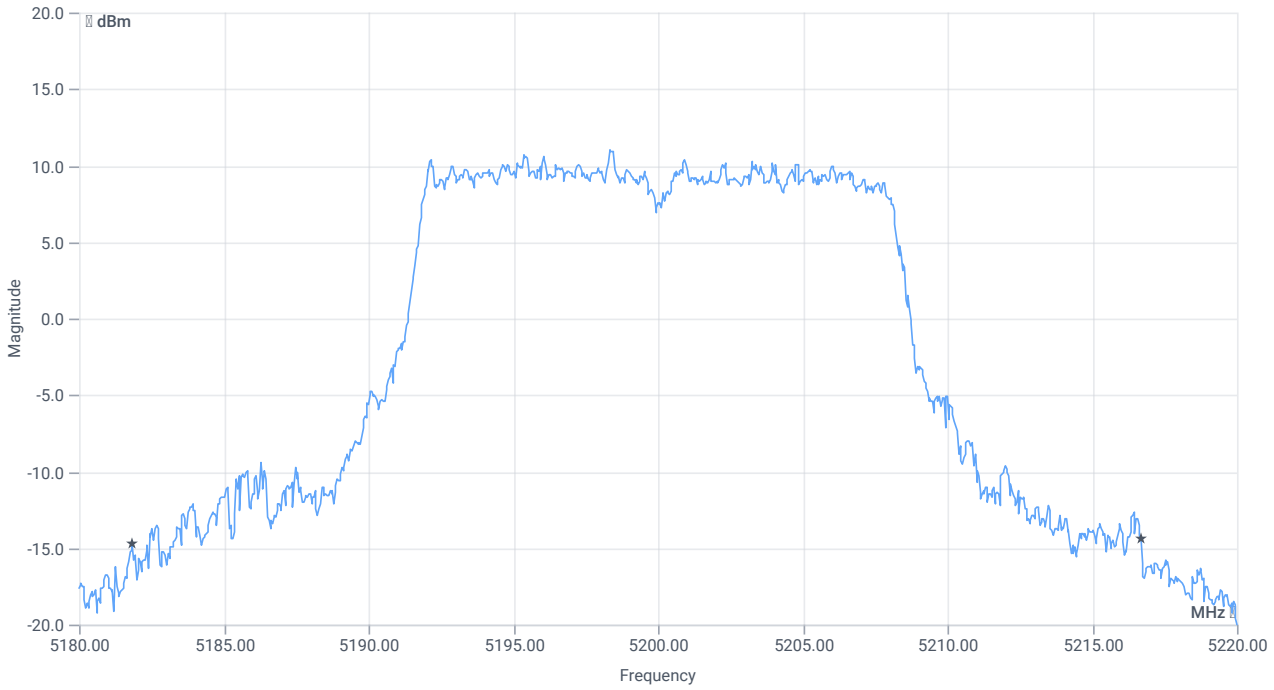

BW 26dB

RESULT

DESCRIPTION	LOWER LIMIT	UPPER LIMIT	MEASURED	UNIT	VERDICT
Bandwidth 26dB	---	---	34.84	MHz	INFO
T1 26dB	---	---	5181.8400	MHz	INFO
T2 26dB	---	---	5216.6800	MHz	INFO

Maximum Output Power

READ SA SETTINGS:

RefLevel [dBm] | RefLevelOffset [dB] | InpAtt [dB]	27.80 | 16.41 | 30
Start [MHz] | Stop [MHz]	5180.000 | 5220.000
RBW [MHz] | VBW [MHz]	1.000000 | 3.000000
Detector | TraceMode	RMS | MAXH
Sweep: time [ms] | count | points per Section | type	53700 | 1 | 161 | SWE

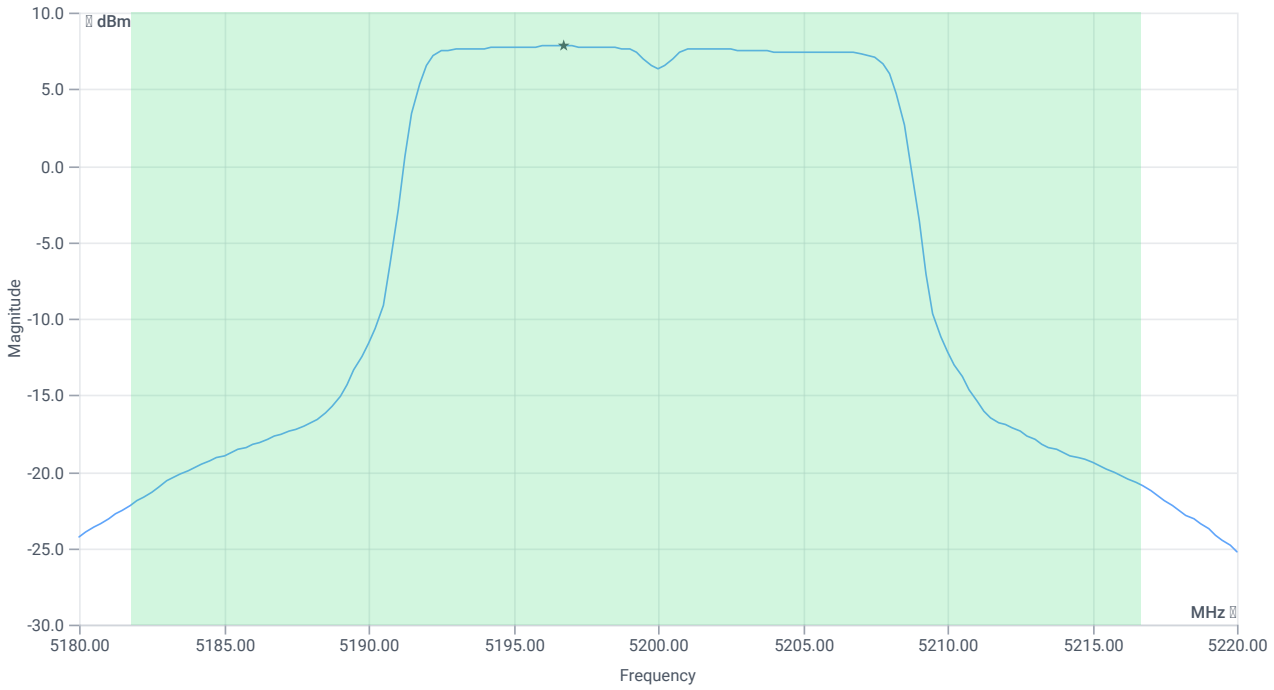

Max OP and PSD

RESULT

DESCRIPTION	LOWER LIMIT	UPPER LIMIT	MEASURED	UNIT	VERDICT
Max Output Power	---	---	19.45	dBm	INFO
Duty Cycle Correction	---	---	0	dB	INFO
Limit absolute					
Max Output Power DC corrected	---	24	19.45	dBm	PASS
Limit: 11 dBm + 10 log 34.84					
Max Output Power DC corrected	---	26.42	19.45	dBm	na

Power Spectral Density

RESULT

DESCRIPTION	LOWER LIMIT	UPPER LIMIT	MEASURED	UNIT	VERDICT
Power Spectral Density	---	---	7.81	dBm/1MHz	INFO
Duty Cycle Correction	---	---	0	dB	INFO
Power Spectral Density DC corrected	---	11	7.81	dBm/1MHz	PASS

Verdict
PASS

FCC 15.407, ISED RSS247 # Bandwidths 99PCT and 20dB ~ WLAN5Gx a mode U-NII-1

References

TC start	17.01.2024 10:21:28
Ambit temp [°C] | humidity [rel%]	21.1 | 28
System version	4.7.1.5
Standard | Version	FCC 15.407, ISED RSS247 | NI
Method	26dB Bandwidth KDB789033 D02, C.1 / ISED RSS-GEN
Description	FCC 15.407 Bandwidths - WLAN5Gx a mode U-NII-1
Information	

EUT Common Settings WLAN5Gx

Number of Antenna Ports	2
User Interaction	No
Device Class UNII_1	Client
Limit W52 Japan	Standard

Test Parameter

Technology to test	WLAN5Gx a mode
Antenna port used	1
Temperature	nom
Voltage	nom
Frequency low to test	False | Freq [MHz] 5180
Frequency mid to test	True | Freq [MHz] 5200
Frequency high to test	False | Freq [MHz] 5240
Auto control enabled power supply | Climatic Box	No | No
Additional path loss [dB]	1.4
Full path name | type	EUT - SignalingUnit - SpectrumAnalyzer

Equipment

Signal analyzer,Rohde&Schwarz,FSV-40,1307.9002K40/101042,3.70
Switch matrix,CTCadvanced,SPM-4 NI DAQ,28016133,NI

Test at TX 5200 MHz

RESULT: Reference Power cond.

DESCRIPTION	LOWER LIMIT	UPPER LIMIT	MEASURED	UNIT	VERDICT
Ref. Power 1MHz/1MHz cond.	---	---	15.72	dBm	INFO
Ref. Frequency	---	---	5201.800	MHz	INFO

READ SA SETTINGS:

RefLevel [dBm] | RefLevelOffset [dB] | InpAtt [dB]	23.72 | 16.41 | 25
Start [MHz] | Stop [MHz]	5175.000 | 5225.000
RBW [MHz] | VBW [MHz]	0.300000 | 1.000000
Detector | TraceMode	POS | MAXH
Sweep: time [ms] | count | points per Section | type	1 | 2500 | 1001 | SWE

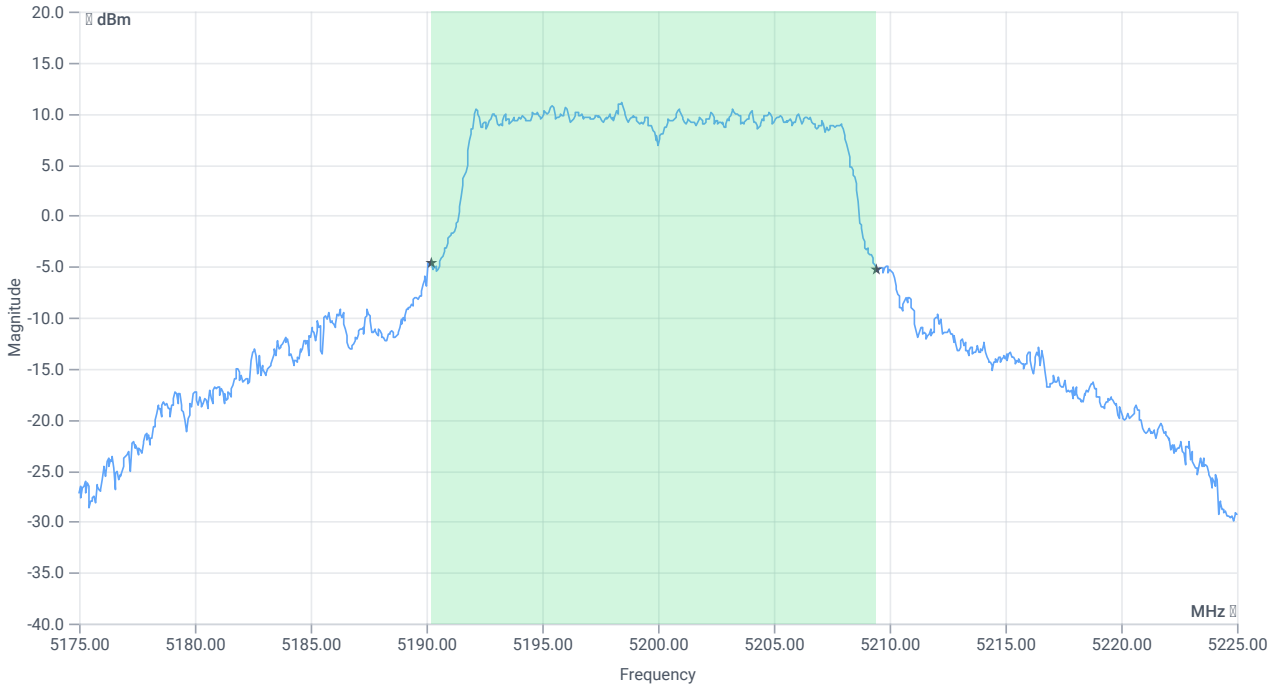

BW 99PCT

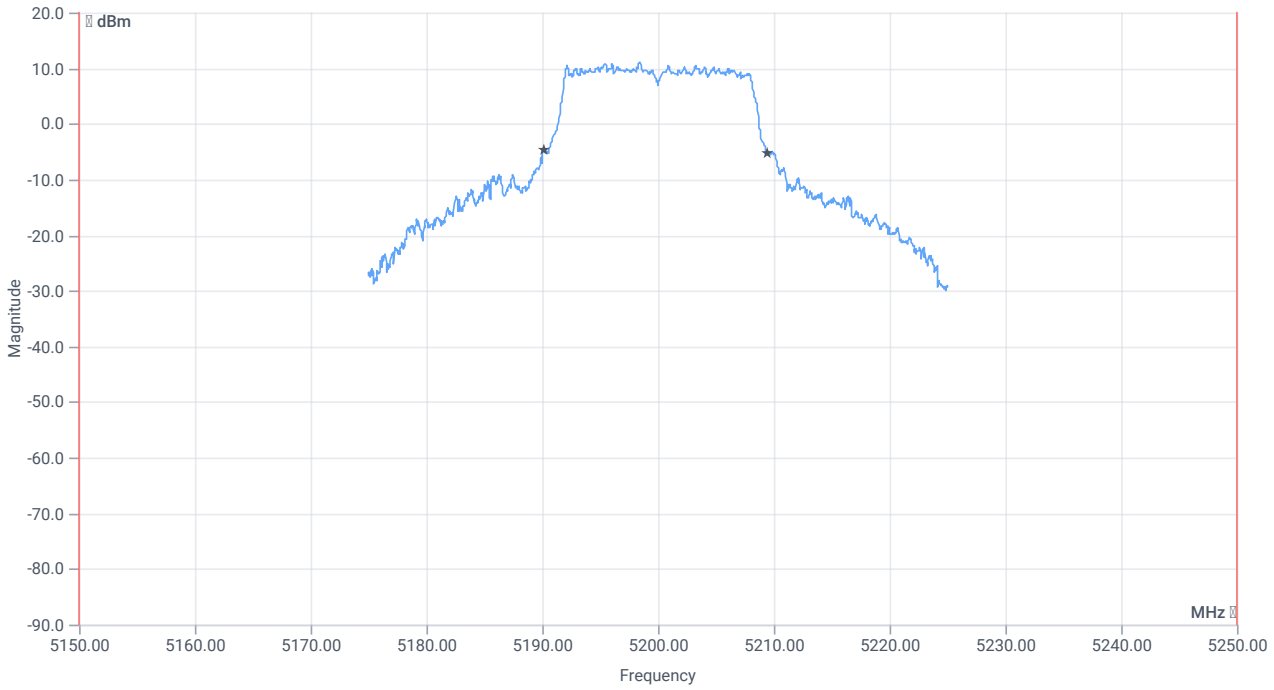

BW within Band 99PCT

RESULT

DESCRIPTION	LOWER LIMIT	UPPER LIMIT	MEASURED	UNIT	VERDICT
Bandwidth 99%	---	---	19.231	MHz	INFO
T1 99%	5150.000000	---	5190.2098	MHz	PASS
T2 99%	---	5250.000000	5209.4406	MHz	PASS

BW 26dB

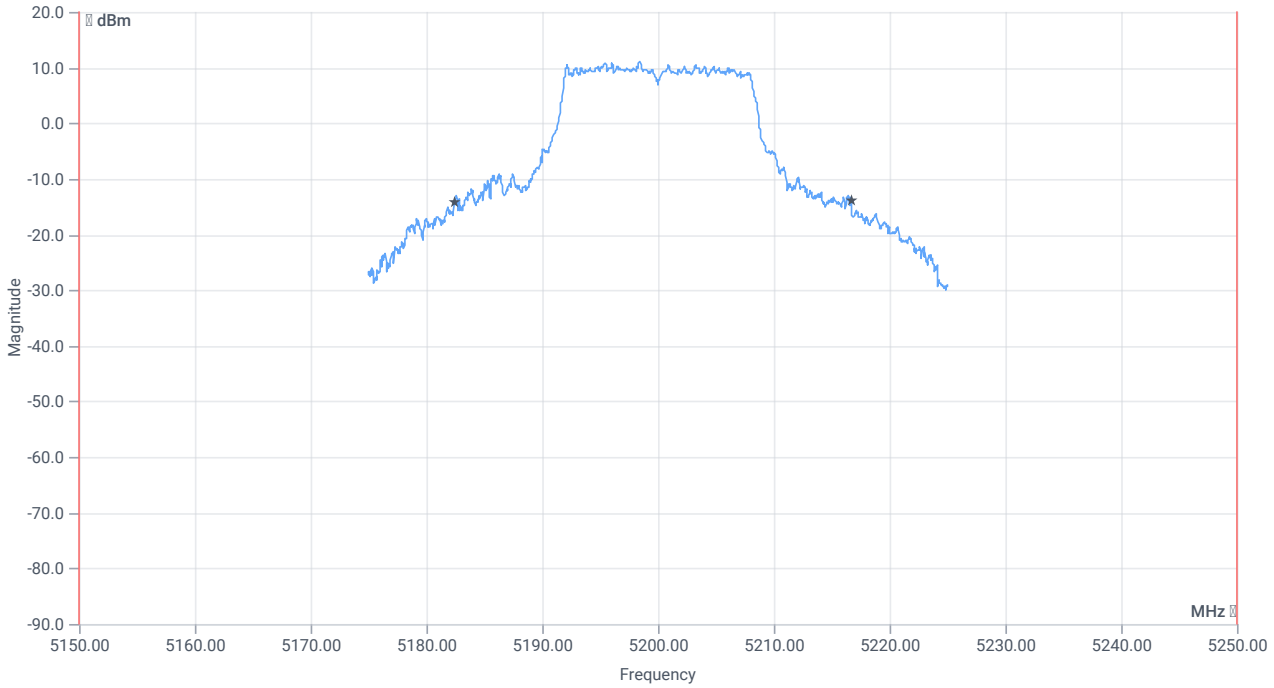

BW within Band 26dB

RESULT

DESCRIPTION	LOWER LIMIT	UPPER LIMIT	MEASURED	UNIT	VERDICT
Bandwidth 26dB	---	---	34.25	MHz	INFO
T1 26dB	5150.000000	---	5182.4000	MHz	PASS
T2 26dB	---	5250.000000	5216.6500	MHz	PASS

Verdict
PASS

FCC 15.407 # Max output power and psd ~ WLAN5Gx a mode U-NII-1

References

TC start	17.01.2024 10:22:07
Ambit temp [°C] | humidity [rel%]	21.1 | 28
System version	4.7.1.5
Standard | Version	FCC 15.407 | NI
Method	KDB789033 D02, F., E.2.e.
Description	FCC 15.407 Max Output Power & PSD - WLAN5Gx a mode U-NII-1
Information	

EUT Common Settings WLAN5Gx

Number of Antenna Ports	2
User Interaction	No
Device Class UNII_1	Client
Limit W52 Japan	Standard

Test Parameter

Technology to test	WLAN5Gx a mode
Antenna port used	2
Temperature	nom
Voltage	nom
Frequency low to test	False | Freq [MHz] 5180
Frequency mid to test	True | Freq [MHz] 5200
Frequency high to test	False | Freq [MHz] 5240
Auto control enabled power supply | Climatic Box	No | No
Additional path loss [dB]	1.4
Full path name | type	EUT - SignalingUnit - SpectrumAnalyzer

Equipment

Signal analyzer,Rohde&Schwarz,FSV-40,1307.9002K40/101042,3.70
Switch matrix,CTCadvanced,SPM-4 NI DAQ,28016133,NI

Test at TX 5200 MHz

RESULT: Reference Power cond.

DESCRIPTION	LOWER LIMIT	UPPER LIMIT	MEASURED	UNIT	VERDICT
Ref. Power 1MHz/1MHz cond.	---	---	17.03	dBm	INFO
Ref. Frequency	---	---	5204.200	MHz	INFO

Evaluation max. Duty Cycle

Duty Cycle evaluation

DESCRIPTION	LOWER LIMIT	UPPER LIMIT	MEASURED	UNIT	VERDICT
No enough Bursts detected, Duty Cycle Burst Ratio set to 1					
Duty Cycle (Burst Ratio) max	---	---	1	---	INFO
Duty Cycle max	---	---	0	dB	INFO
Duty Cycle (Burst Ratio) min	---	---	1	---	INFO
Duty Cycle min	---	---	0	dB	INFO

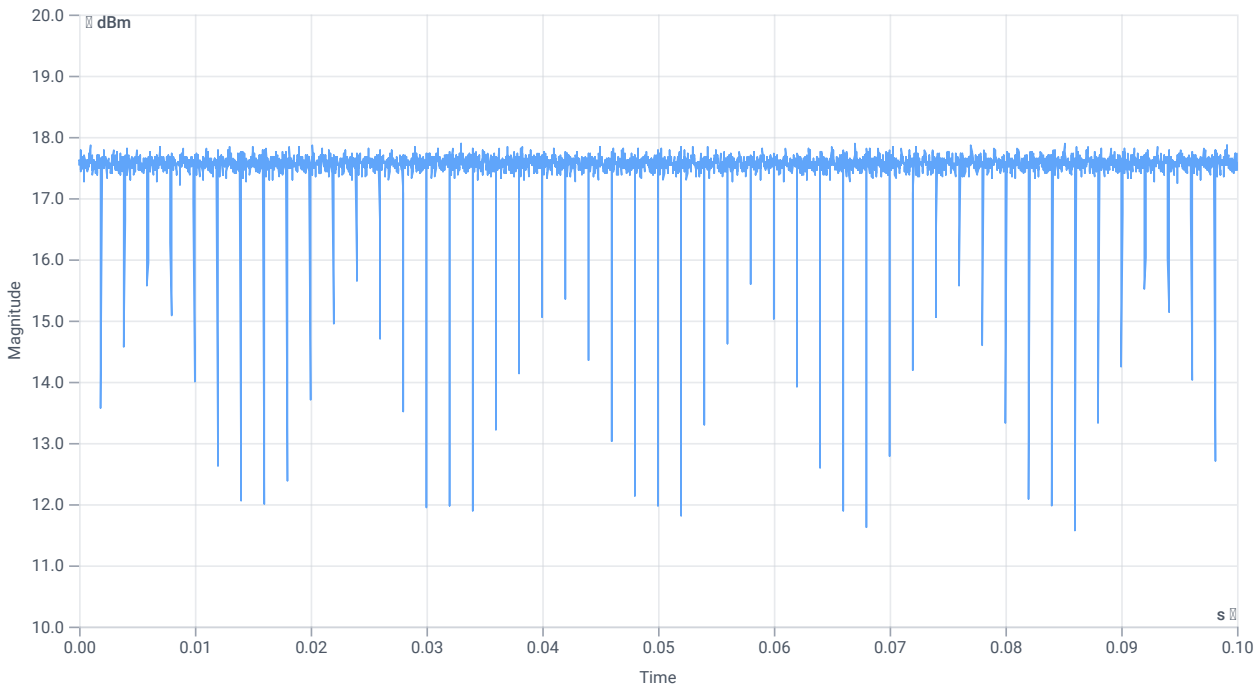

Duty cycle

Evaluation Bandwidth

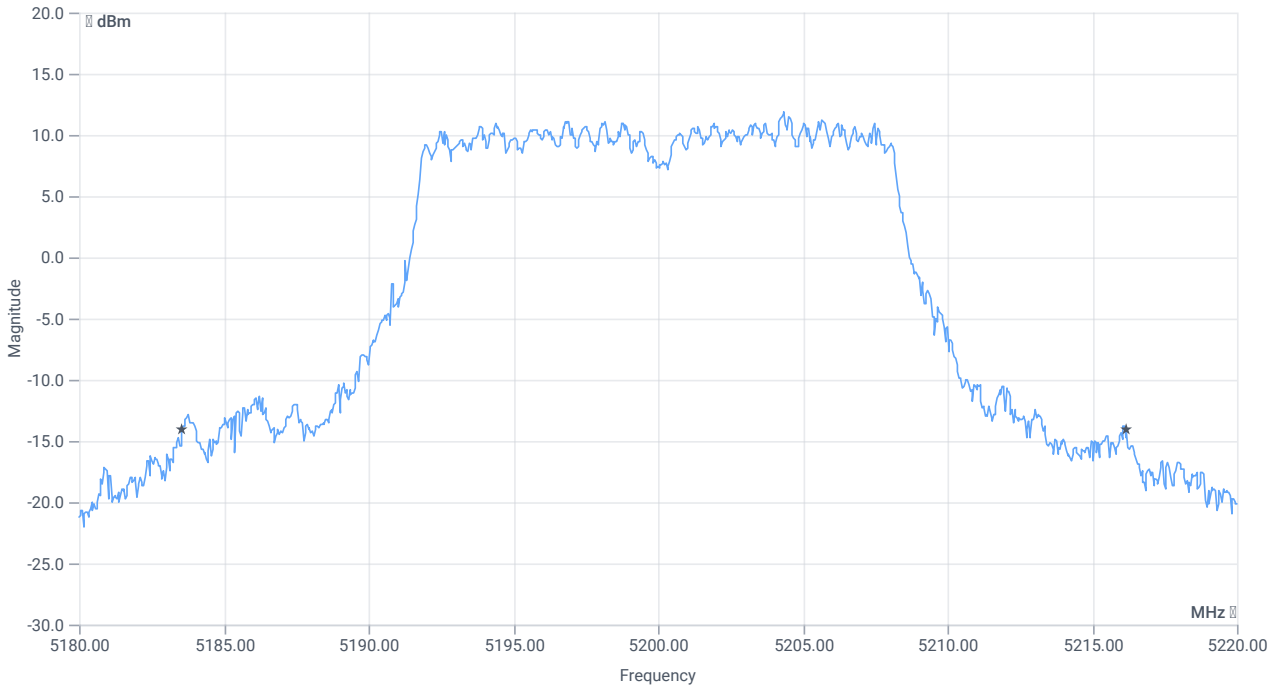

BW 26dB

RESULT

DESCRIPTION	LOWER LIMIT	UPPER LIMIT	MEASURED	UNIT	VERDICT
Bandwidth 26dB	---	---	32.64	MHz	INFO
T1 26dB	---	---	5183.5600	MHz	INFO
T2 26dB	---	---	5216.2000	MHz	INFO

Maximum Output Power

READ SA SETTINGS:

RefLevel [dBm] | RefLevelOffset [dB] | InpAtt [dB]	29.03 | 16.41 | 30
Start [MHz] | Stop [MHz]	5180.000 | 5220.000
RBW [MHz] | VBW [MHz]	1.000000 | 3.000000
Detector | TraceMode	RMS | MAXH
Sweep: time [ms] | count | points per Section | type	53700 | 1 | 161 | SWE

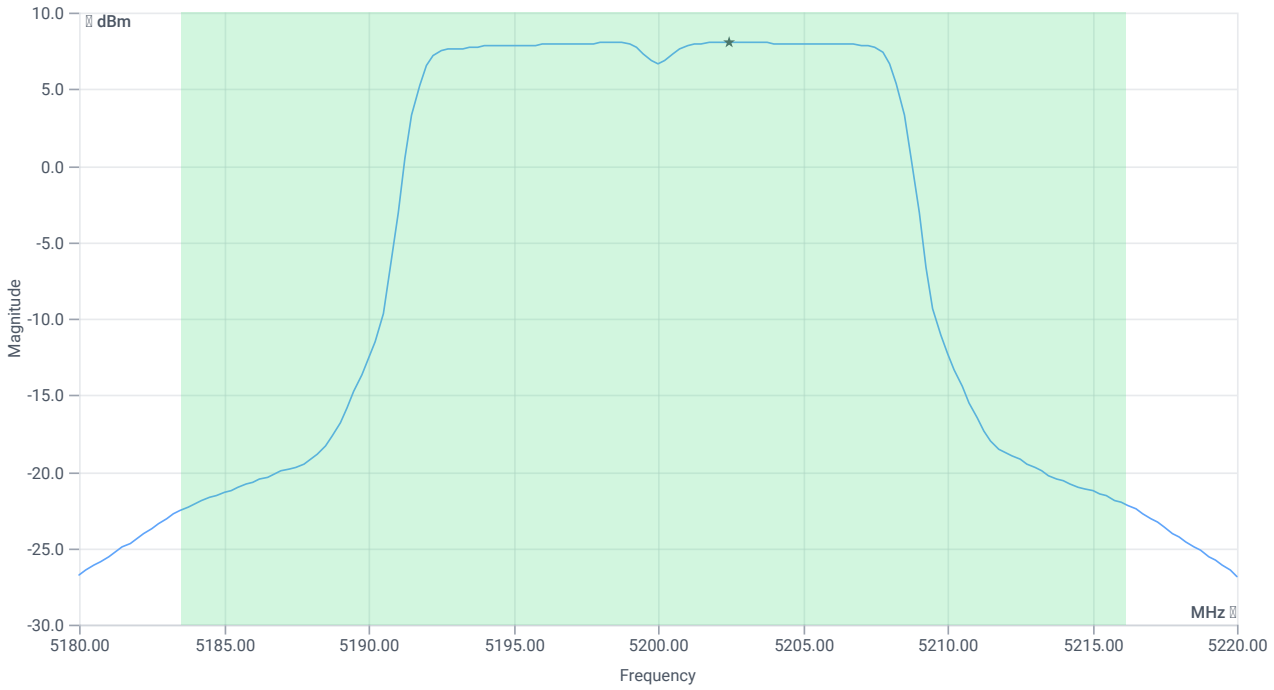

Max OP and PSD

RESULT

DESCRIPTION	LOWER LIMIT	UPPER LIMIT	MEASURED	UNIT	VERDICT
Max Output Power	---	---	19.76	dBm	INFO
Duty Cycle Correction	---	---	0	dB	INFO
Limit absolute					
Max Output Power DC corrected	---	24	19.76	dBm	PASS
Limit: 11 dBm + 10 log 32.64					
Max Output Power DC corrected	---	26.14	19.76	dBm	na

Power Spectral Density

RESULT

DESCRIPTION	LOWER LIMIT	UPPER LIMIT	MEASURED	UNIT	VERDICT
Power Spectral Density	---	---	8.07	dBm/1MHz	INFO
Duty Cycle Correction	---	---	0	dB	INFO
Power Spectral Density DC corrected	---	11	8.07	dBm/1MHz	PASS

Verdict
PASS

FCC 15.407, ISED RSS247 # Bandwidths 99PCT and 20dB ~ WLAN5Gx a mode U-NII-1

References

TC start	17.01.2024 10:25:06
Ambit temp [°C] | humidity [rel%]	21.1 | 28
System version	4.7.1.5
Standard | Version	FCC 15.407, ISED RSS247 | NI
Method	26dB Bandwidth KDB789033 D02, C.1 / ISED RSS-GEN
Description	FCC 15.407 Bandwidths - WLAN5Gx a mode U-NII-1
Information	

EUT Common Settings WLAN5Gx

Number of Antenna Ports	2
User Interaction	No
Device Class UNII_1	Client
Limit W52 Japan	Standard

Test Parameter

Technology to test	WLAN5Gx a mode
Antenna port used	2
Temperature	nom
Voltage	nom
Frequency low to test	False | Freq [MHz] 5180
Frequency mid to test	True | Freq [MHz] 5200
Frequency high to test	False | Freq [MHz] 5240
Auto control enabled power supply | Climatic Box	No | No
Additional path loss [dB]	1.4
Full path name | type	EUT - SignalingUnit - SpectrumAnalyzer

Equipment

Signal analyzer,Rohde&Schwarz,FSV-40,1307.9002K40/101042,3.70
Switch matrix,CTCadvanced,SPM-4 NI DAQ,28016133,NI

Test at TX 5200 MHz

RESULT: Reference Power cond.

DESCRIPTION	LOWER LIMIT	UPPER LIMIT	MEASURED	UNIT	VERDICT
Ref. Power 1MHz/1MHz cond.	---	---	16.47	dBm	INFO
Ref. Frequency	---	---	5202.200	MHz	INFO

READ SA SETTINGS:

RefLevel [dBm] | RefLevelOffset [dB] | InpAtt [dB]	24.47 | 16.41 | 25
Start [MHz] | Stop [MHz]	5175.000 | 5225.000
RBW [MHz] | VBW [MHz]	0.300000 | 1.000000
Detector | TraceMode	POS | MAXH
Sweep: time [ms] | count | points per Section | type	1 | 2500 | 1001 | SWE

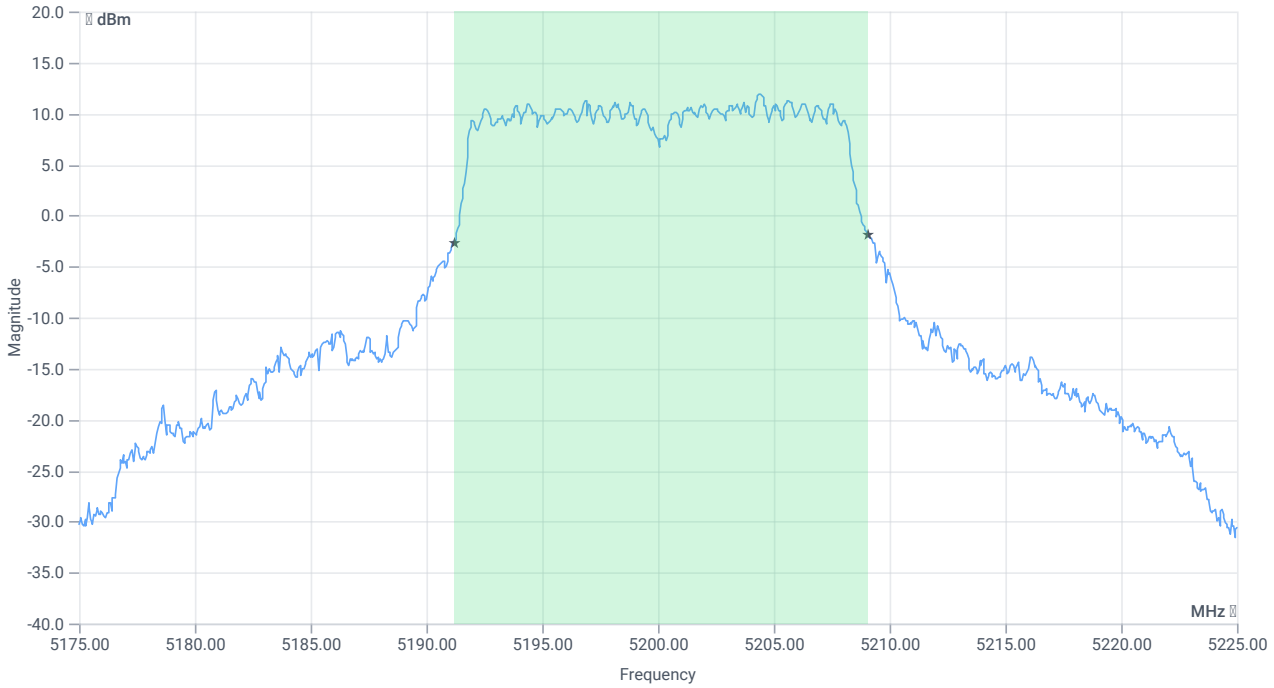

BW 99PCT

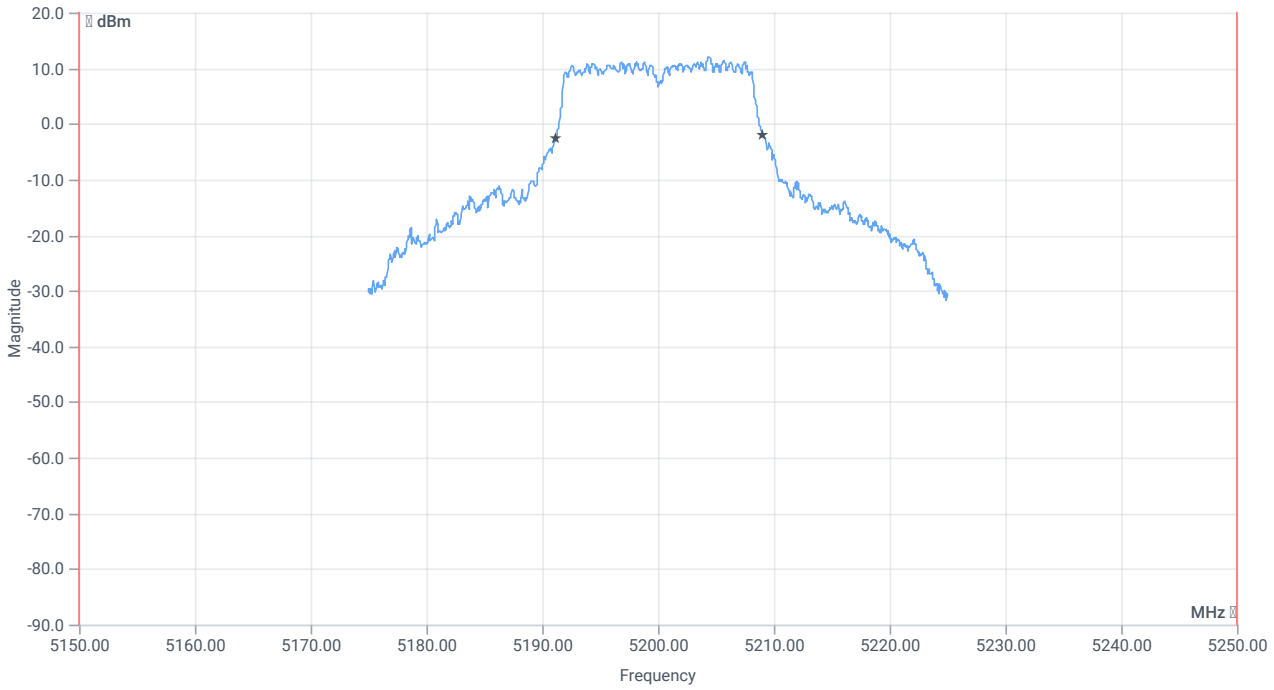

BW within Band 99PCT

RESULT

DESCRIPTION	LOWER LIMIT	UPPER LIMIT	MEASURED	UNIT	VERDICT
Bandwidth 99%	---	---	17.832	MHz	INFO
T1 99%	5150.000000	---	5191.2088	MHz	PASS
T2 99%	---	5250.000000	5209.0410	MHz	PASS

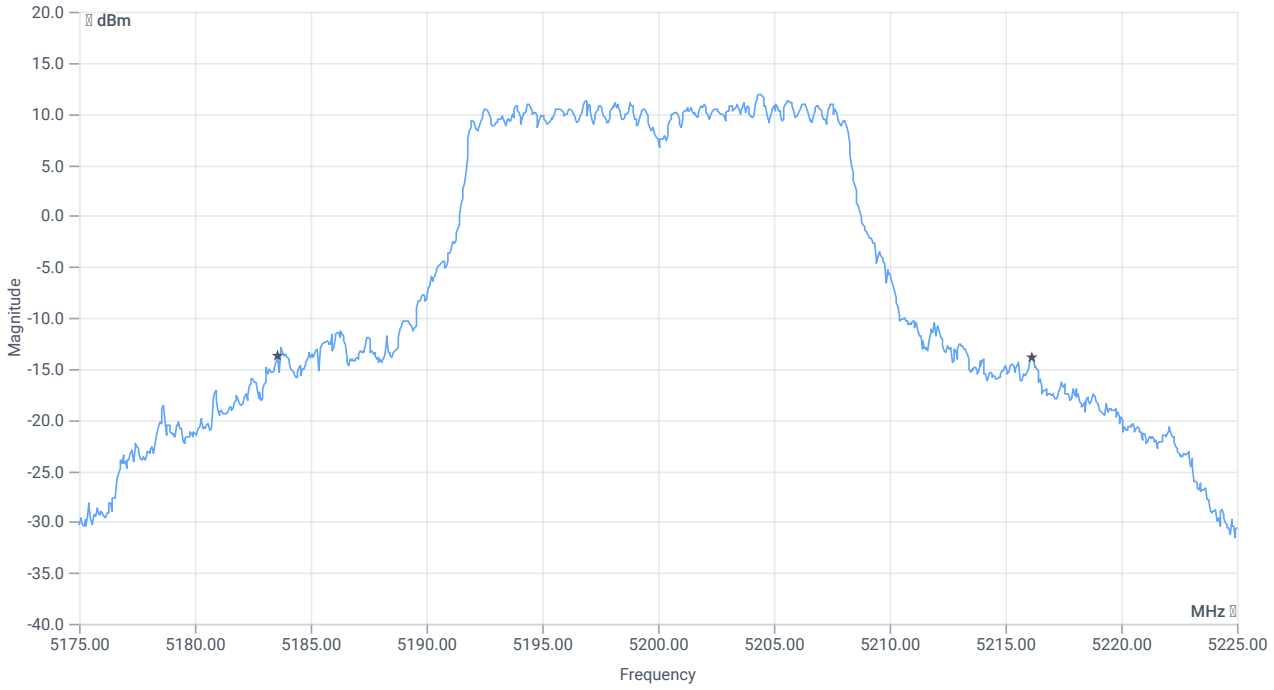

BW 26dB

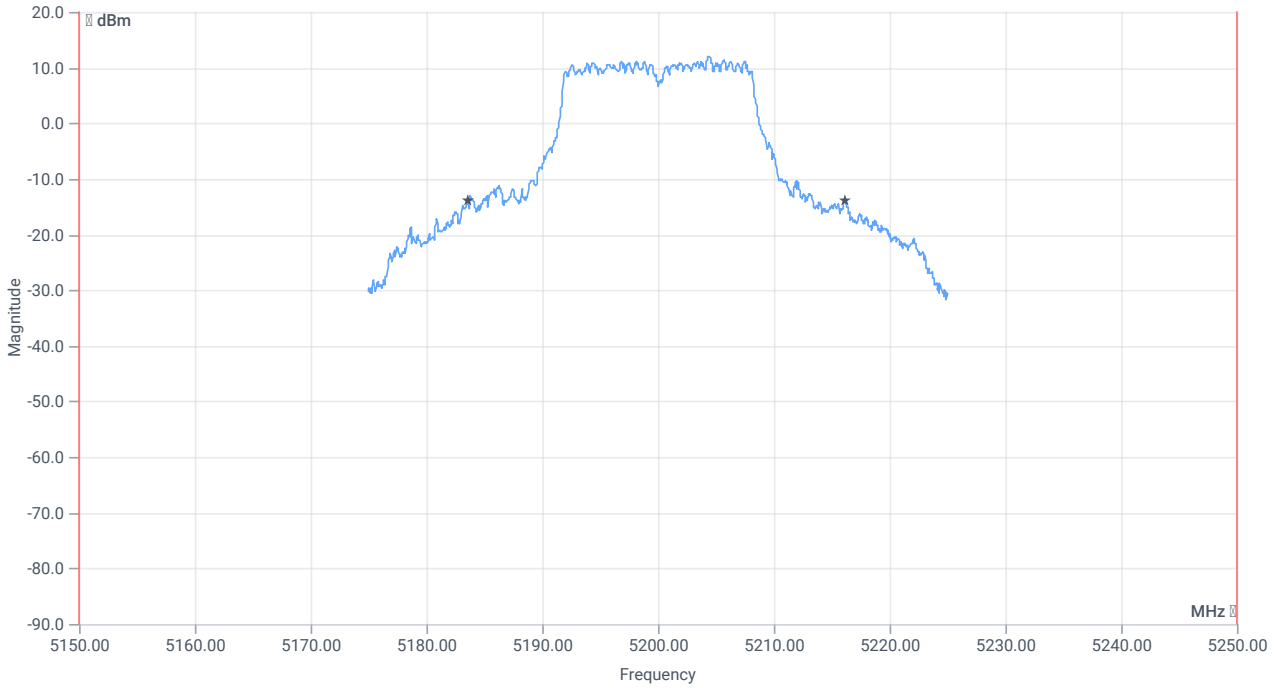

BW within Band 26dB

RESULT

DESCRIPTION	LOWER LIMIT	UPPER LIMIT	MEASURED	UNIT	VERDICT
Bandwidth 26dB	---	---	32.55	MHz	INFO
T1 26dB	5150.000000	---	5183.6000	MHz	PASS
T2 26dB	---	5250.000000	5216.1500	MHz	PASS

Verdict
PASS

FCC 15.407 # MIMO ∑ Max output power and psd ~ WLAN5Gx a mode U-NII-1

References

TC start	17.01.2024 10:27:20
Ambit temp [°C] | humidity [rel%]	21.1 | 28
System version	4.7.1.5
Standard | Version	FCC 15.407 | NI
Method	
Description	MIMO ∑ FCC Power & psd - WLAN5Gx a mode U-NII-1
Information	

EUT Common Settings WLAN5Gx

Number of Antenna Ports	2
User Interaction	No
Device Class UNII_1	Client
Limit W52 Japan	Standard

Test Parameter

Technology to test	WLAN5Gx a mode
Antenna port used	several
Temperature	nom
Voltage	nom
Frequency low to test	False | Freq [MHz] 5180
Frequency mid to test	True | Freq [MHz] 5200
Frequency high to test	False | Freq [MHz] 5240
Auto control enabled power supply | Climatic Box	No | No
Additional path loss [dB]	1.4
Full path name | type	None

Equipment

Test at TX 5200 MHz

RESULT Power

DESCRIPTION	LOWER LIMIT	UPPER LIMIT	MEASURED	UNIT	VERDICT
Ant:1 Max Output Power DC corrected	---	---	19.45	dBm	INFO
Ant:1 BW 26dB	---	---	34.840	MHz	INFO
Ant:2 Max Output Power DC corrected	---	---	19.76	dBm	INFO
Ant:2 BW 26dB	---	---	32.640	MHz	INFO
∑ Limit absolute	---	24	22.62	dBm	PASS
∑ Limit: 11 dBm + 10 log 32.64	---	26.14	22.62	dBm	na

RESULT PSD

DESCRIPTION	LOWER LIMIT	UPPER LIMIT	MEASURED	UNIT	VERDICT
Ant:1 PSD	---	---	7.81	dBm/1MHz	INFO
Ant:2 PSD	---	---	8.07	dBm/1MHz	INFO
∑	---	11	10.95	dBm/1MHz	PASS

Verdict
PASS

NA # Message with SA scan ~

References

TC start	17.01.2024 11:07:26
Ambit temp [°C] | humidity [rel%]	21.6 | 28
System version	4.7.1.5
Standard | Version	NA | NI
Method	
Description	Message with SA Scan a_mode_U_NII_1
Information	

Test Parameter

Switched Path	EUT - SignalingUnit - SpectrumAnalyzer
Message start	17.01.2024 11:07:27
Message	set WLAN5Gx to a_mode_U_NII_1, Frequency [MHz] 5240 Information:

Equipment

Signal analyzer,Rohde&Schwarz,FSV-40,1307.9002K40/101042,3.70
Switch matrix,CTCadvanced,SPM-4 NI DAQ,28016133,NI

Verdict
INFO

FCC 15.407 # Max output power and psd ~ WLAN5Gx a mode U-NII-1

References

TC start	17.01.2024 11:08:05
Ambit temp [°C] | humidity [rel%]	21.6 | 28
System version	4.7.1.5
Standard | Version	FCC 15.407 | NI
Method	KDB789033 D02, F., E.2.e.
Description	FCC 15.407 Max Output Power & PSD - WLAN5Gx a mode U-NII-1
Information	

EUT Common Settings WLAN5Gx

Number of Antenna Ports	2
User Interaction	No
Device Class UNII_1	Client
Limit W52 Japan	Standard

Test Parameter

Technology to test	WLAN5Gx a mode
Antenna port used	1
Temperature	nom
Voltage	nom
Frequency low to test	False | Freq [MHz] 5180
Frequency mid to test	False | Freq [MHz] 5220
Frequency high to test	True | Freq [MHz] 5240
Auto control enabled power supply | Climatic Box	No | No
Additional path loss [dB]	1.4
Full path name | type	EUT - SignalingUnit - SpectrumAnalyzer

Equipment

Signal analyzer,Rohde&Schwarz,FSV-40,1307.9002K40/101042,3.70
Switch matrix,CTCadvanced,SPM-4 NI DAQ,28016133,NI

Test at TX 5240 MHz

RESULT: Reference Power cond.

DESCRIPTION	LOWER LIMIT	UPPER LIMIT	MEASURED	UNIT	VERDICT
Ref. Power 1MHz/1MHz cond.	---	---	14.98	dBm	INFO
Ref. Frequency	---	---	5235.400	MHz	INFO

Evaluation max. Duty Cycle

Duty Cycle evaluation

DESCRIPTION	LOWER LIMIT	UPPER LIMIT	MEASURED	UNIT	VERDICT
No enough Bursts detected, Duty Cycle Burst Ratio set to 1					
Duty Cycle (Burst Ratio) max	---	---	1	---	INFO
Duty Cycle max	---	---	0	dB	INFO
Duty Cycle (Burst Ratio) min	---	---	1	---	INFO
Duty Cycle min	---	---	0	dB	INFO

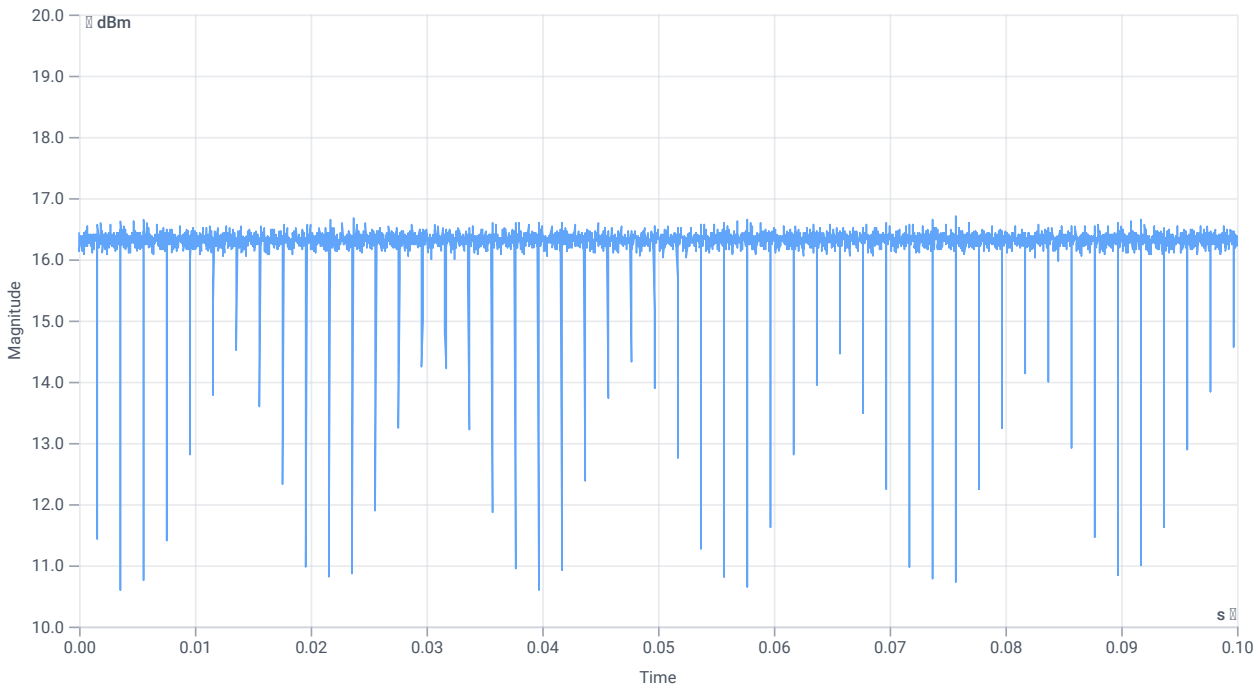

Duty cycle

Evaluation Bandwidth

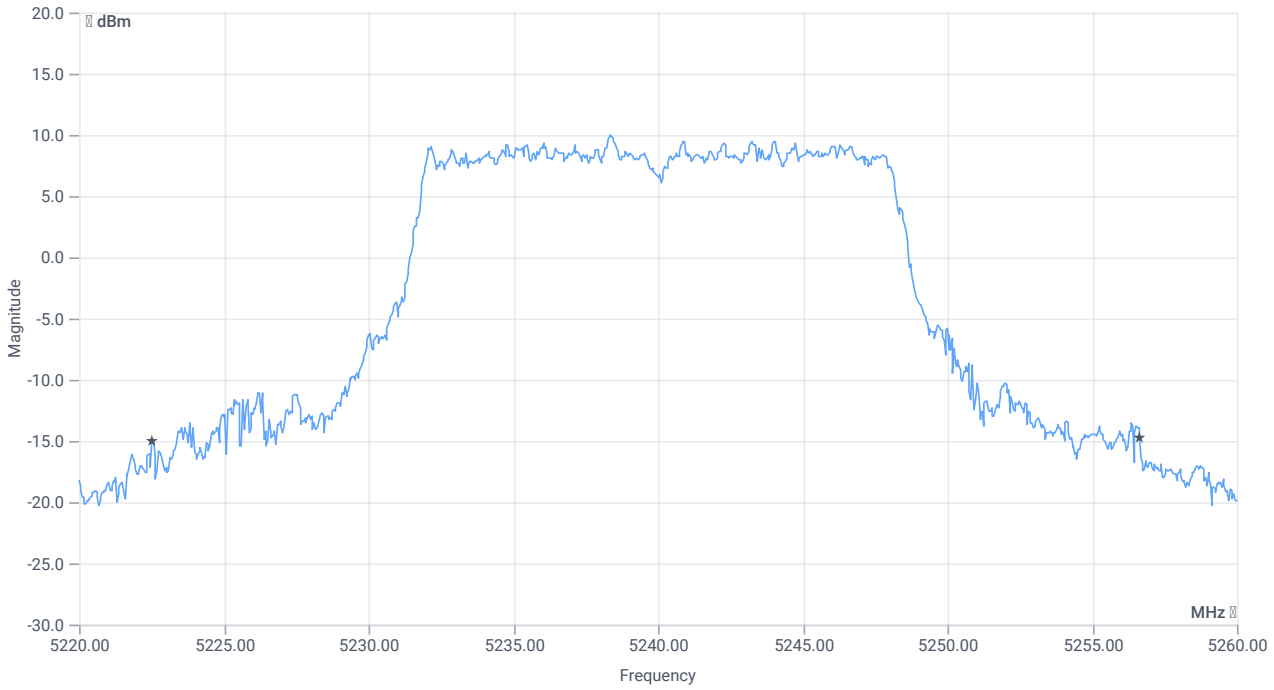

BW 26dB

RESULT

DESCRIPTION	LOWER LIMIT	UPPER LIMIT	MEASURED	UNIT	VERDICT
Bandwidth 26dB	---	---	34.12	MHz	INFO
T1 26dB	---	---	5222.5200	MHz	INFO
T2 26dB	---	---	5256.6400	MHz	INFO

Maximum Output Power

READ SA SETTINGS:

RefLevel [dBm] | RefLevelOffset [dB] | InpAtt [dB]	26.98 | 16.47 | 25
Start [MHz] | Stop [MHz]	5220.000 | 5260.000
RBW [MHz] | VBW [MHz]	1.000000 | 3.000000
Detector | TraceMode	RMS | MAXH
Sweep: time [ms] | count | points per Section | type	53700 | 1 | 161 | SWE

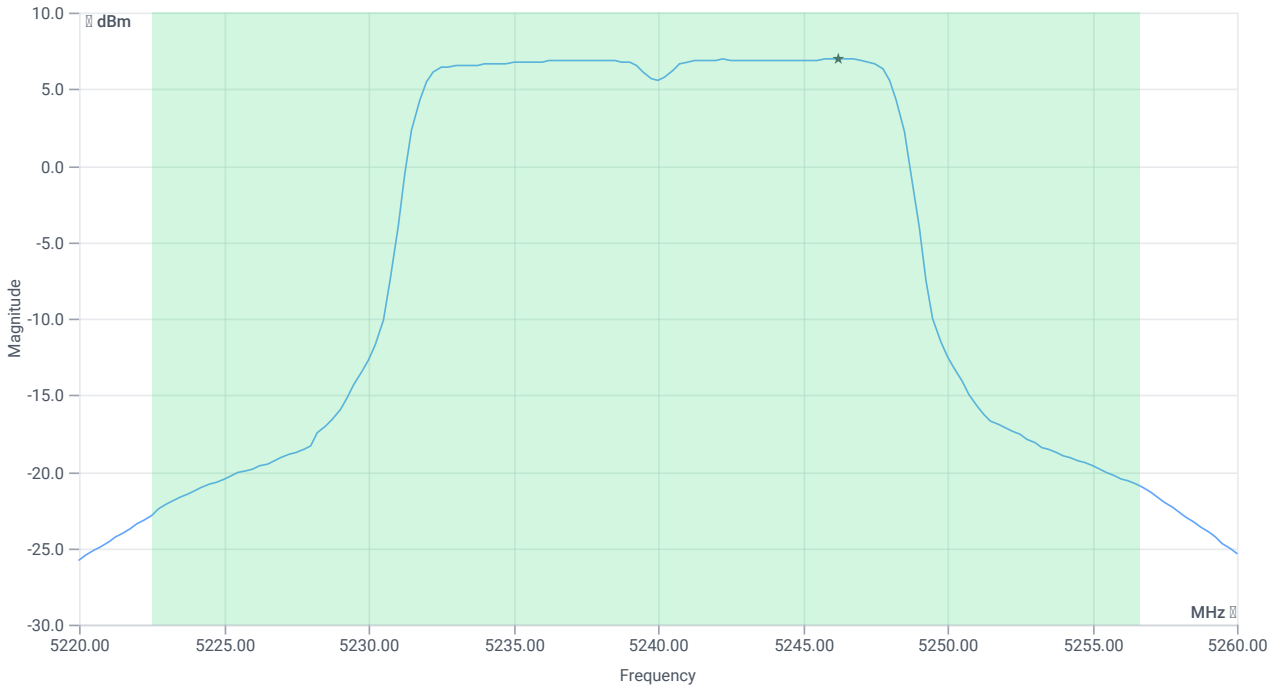

Max OP and PSD

RESULT

DESCRIPTION	LOWER LIMIT	UPPER LIMIT	MEASURED	UNIT	VERDICT
Max Output Power	---	---	18.67	dBm	INFO
Duty Cycle Correction	---	---	0	dB	INFO
Limit absolute					
Max Output Power DC corrected	---	24	18.67	dBm	PASS
Limit: 11 dBm + 10 log 34.12					
Max Output Power DC corrected	---	26.33	18.67	dBm	na

Power Spectral Density

RESULT

DESCRIPTION	LOWER LIMIT	UPPER LIMIT	MEASURED	UNIT	VERDICT
Power Spectral Density	---	---	6.97	dBm/1MHz	INFO
Duty Cycle Correction	---	---	0	dB	INFO
Power Spectral Density DC corrected	---	11	6.97	dBm/1MHz	PASS

Verdict
PASS

FCC 15.407, ISED RSS247 # Bandwidths 99PCT and 20dB ~ WLAN5Gx a mode U-NII-1

References

TC start	17.01.2024 11:11:01
Ambit temp [°C] | humidity [rel%]	21.6 | 28
System version	4.7.1.5
Standard | Version	FCC 15.407, ISED RSS247 | NI
Method	26dB Bandwidth KDB789033 D02, C.1 / ISED RSS-GEN
Description	FCC 15.407 Bandwidths - WLAN5Gx a mode U-NII-1
Information	

EUT Common Settings WLAN5Gx

Number of Antenna Ports	2
User Interaction	No
Device Class UNII_1	Client
Limit W52 Japan	Standard

Test Parameter

Technology to test	WLAN5Gx a mode
Antenna port used	1
Temperature	nom
Voltage	nom
Frequency low to test	False | Freq [MHz] 5180
Frequency mid to test	False | Freq [MHz] 5220
Frequency high to test	True | Freq [MHz] 5240
Auto control enabled power supply | Climatic Box	No | No
Additional path loss [dB]	1.4
Full path name | type	EUT - SignalingUnit - SpectrumAnalyzer

Equipment

Signal analyzer,Rohde&Schwarz,FSV-40,1307.9002K40/101042,3.70
Switch matrix,CTCadvanced,SPM-4 NI DAQ,28016133,NI

Test at TX 5240 MHz

RESULT: Reference Power cond.

DESCRIPTION	LOWER LIMIT	UPPER LIMIT	MEASURED	UNIT	VERDICT
Ref. Power 1MHz/1MHz cond.	---	---	14.83	dBm	INFO
Ref. Frequency	---	---	5245.790	MHz	INFO

READ SA SETTINGS:

RefLevel [dBm] | RefLevelOffset [dB] | InpAtt [dB]	22.83 | 16.47 | 25
Start [MHz] | Stop [MHz]	5215.000 | 5265.000
RBW [MHz] | VBW [MHz]	0.300000 | 1.000000
Detector | TraceMode	POS | MAXH
Sweep: time [ms] | count | points per Section | type	1 | 2500 | 1001 | SWE

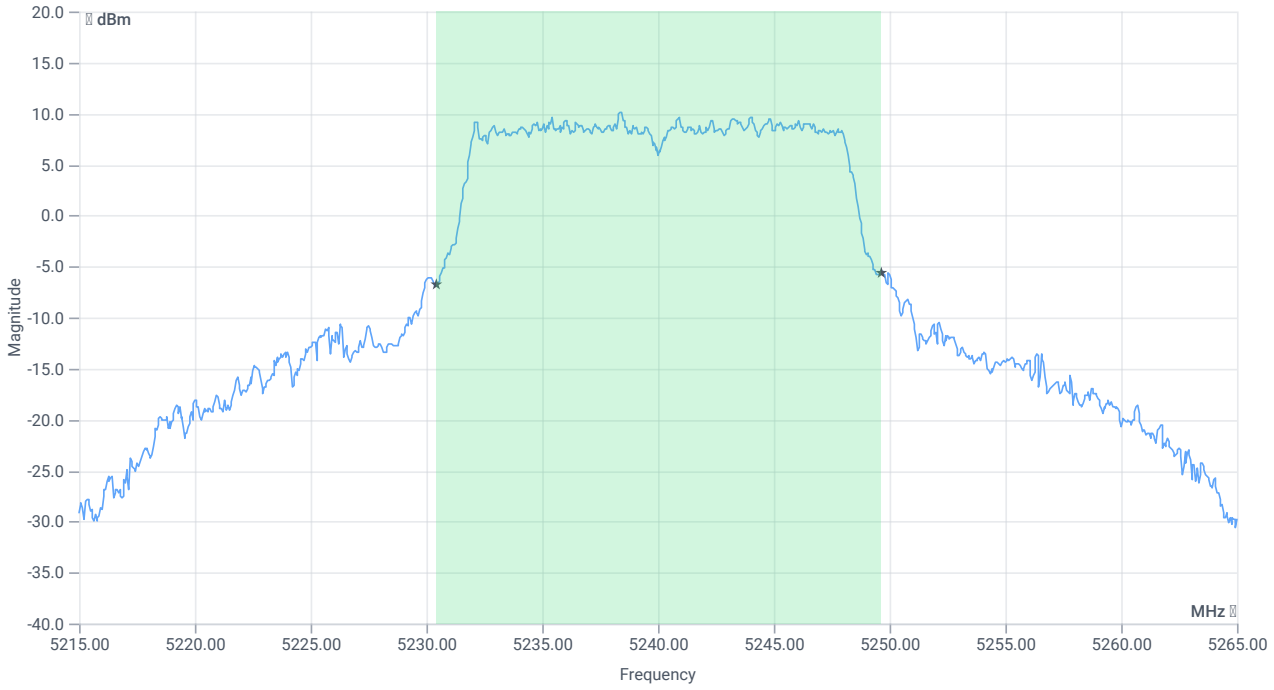

BW 99PCT

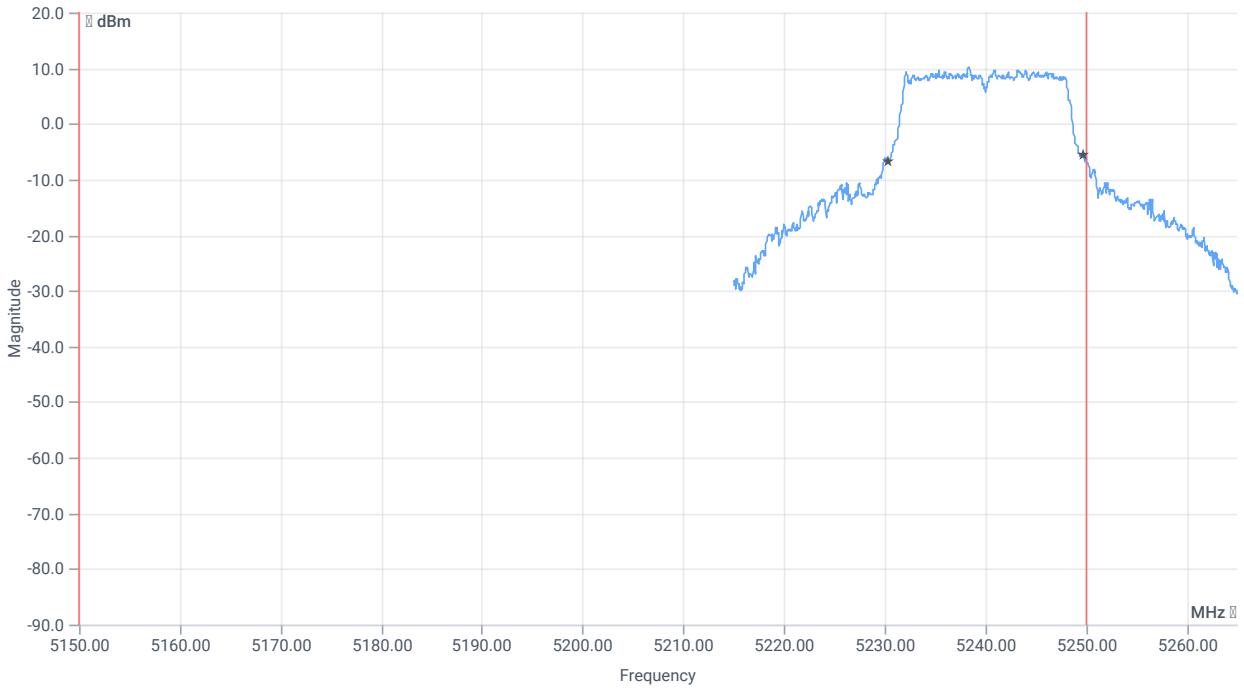

BW within Band 99PCT

RESULT

DESCRIPTION	LOWER LIMIT	UPPER LIMIT	MEASURED	UNIT	VERDICT
Bandwidth 99%	---	---	19.231	MHz	INFO
T1 99%	5150.000000	---	5230.4096	MHz	PASS
T2 99%	---	5250.000000	5249.6404	MHz	PASS

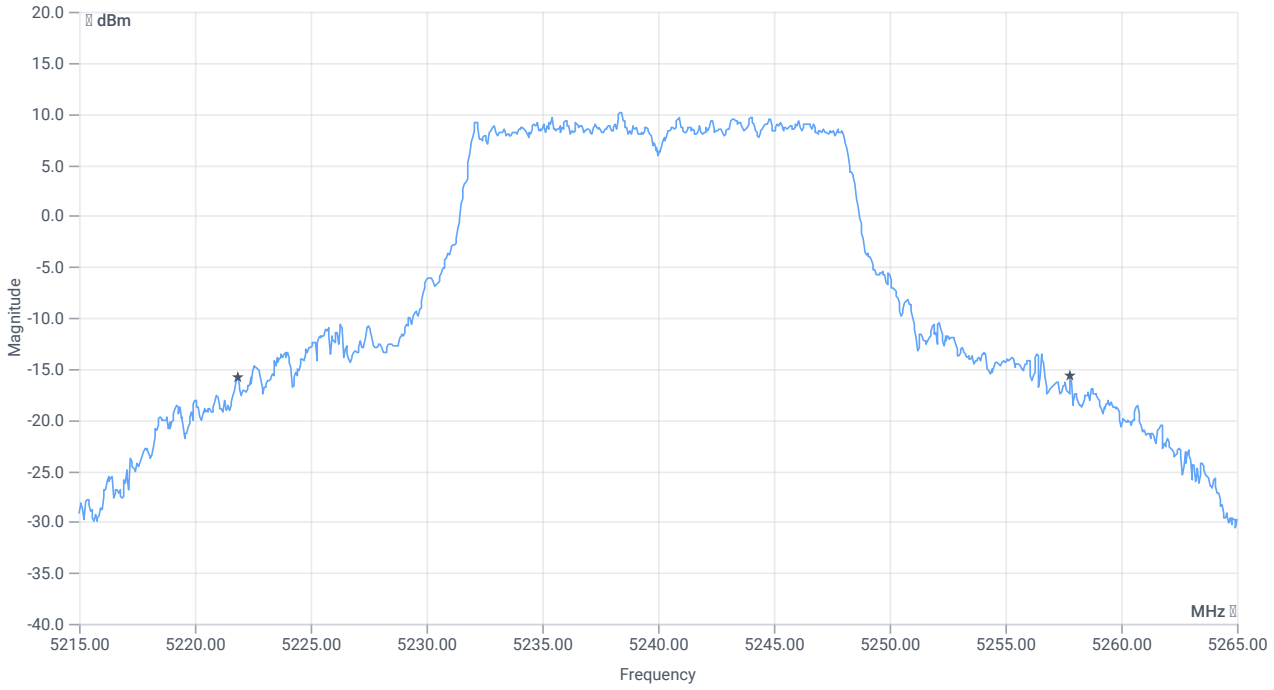

BW 26dB

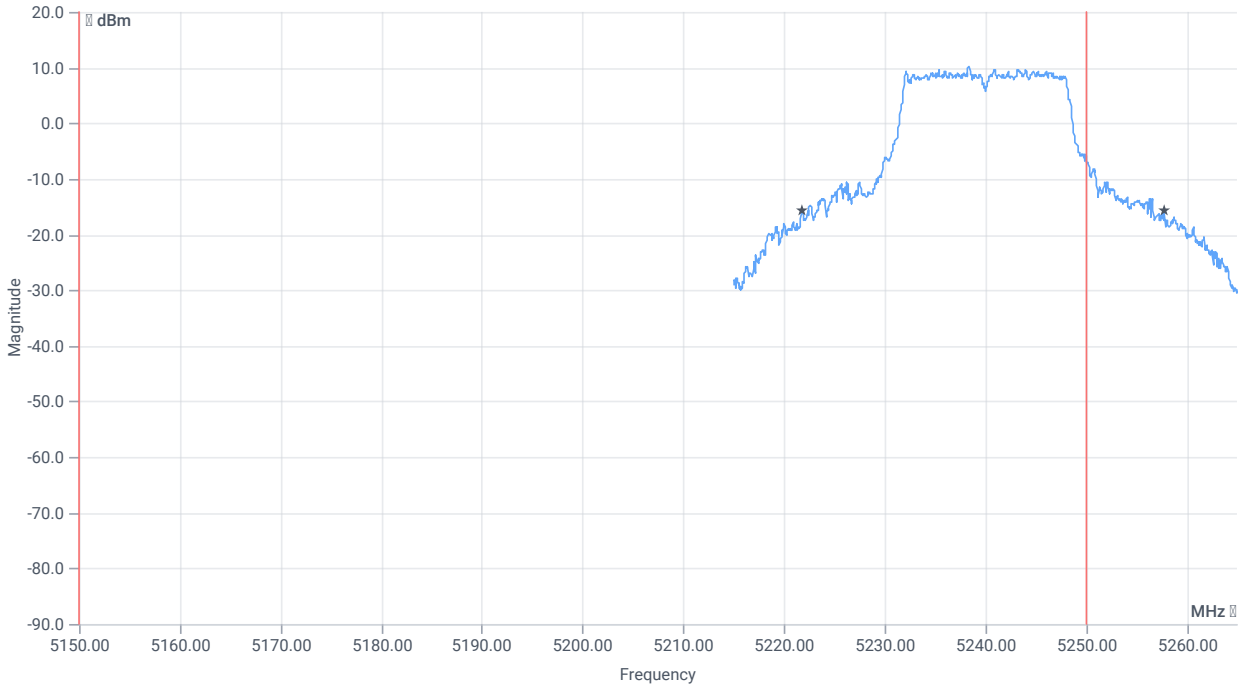

BW within Band 26dB

RESULT

DESCRIPTION	LOWER LIMIT	UPPER LIMIT	MEASURED	UNIT	VERDICT
Bandwidth 26dB	---	---	35.95	MHz	INFO
T1 26dB	5150.000000	---	5221.8500	MHz	PASS
T2 26dB	---	5250.000000	5257.8000	MHz	DFS required

Verdict
PASS

FCC 15.407 # Max output power and psd ~ WLAN5Gx a mode U-NII-1

References

TC start	17.01.2024 11:11:33
Ambit temp [°C] | humidity [rel%]	21.6 | 28
System version	4.7.1.5
Standard | Version	FCC 15.407 | NI
Method	KDB789033 D02, F., E.2.e.
Description	FCC 15.407 Max Output Power & PSD - WLAN5Gx a mode U-NII-1
Information	

EUT Common Settings WLAN5Gx

Number of Antenna Ports	2
User Interaction	No
Device Class UNII_1	Client
Limit W52 Japan	Standard

Test Parameter

Technology to test	WLAN5Gx a mode
Antenna port used	2
Temperature	nom
Voltage	nom
Frequency low to test	False | Freq [MHz] 5180
Frequency mid to test	False | Freq [MHz] 5220
Frequency high to test	True | Freq [MHz] 5240
Auto control enabled power supply | Climatic Box	No | No
Additional path loss [dB]	1.4
Full path name | type	EUT - SignalingUnit - SpectrumAnalyzer

Equipment

Signal analyzer,Rohde&Schwarz,FSV-40,1307.9002K40/101042,3.70
Switch matrix,CTCadvanced,SPM-4 NI DAQ,28016133,NI

Test at TX 5240 MHz

RESULT: Reference Power cond.

DESCRIPTION	LOWER LIMIT	UPPER LIMIT	MEASURED	UNIT	VERDICT
Ref. Power 1MHz/1MHz cond.	---	---	15.74	dBm	INFO
Ref. Frequency	---	---	5242.200	MHz	INFO

Evaluation max. Duty Cycle

Duty Cycle evaluation

DESCRIPTION	LOWER LIMIT	UPPER LIMIT	MEASURED	UNIT	VERDICT
No enough Bursts detected, Duty Cycle Burst Ratio set to 1					
Duty Cycle (Burst Ratio) max	---	---	1	---	INFO
Duty Cycle max	---	---	0	dB	INFO
Duty Cycle (Burst Ratio) min	---	---	1	---	INFO
Duty Cycle min	---	---	0	dB	INFO

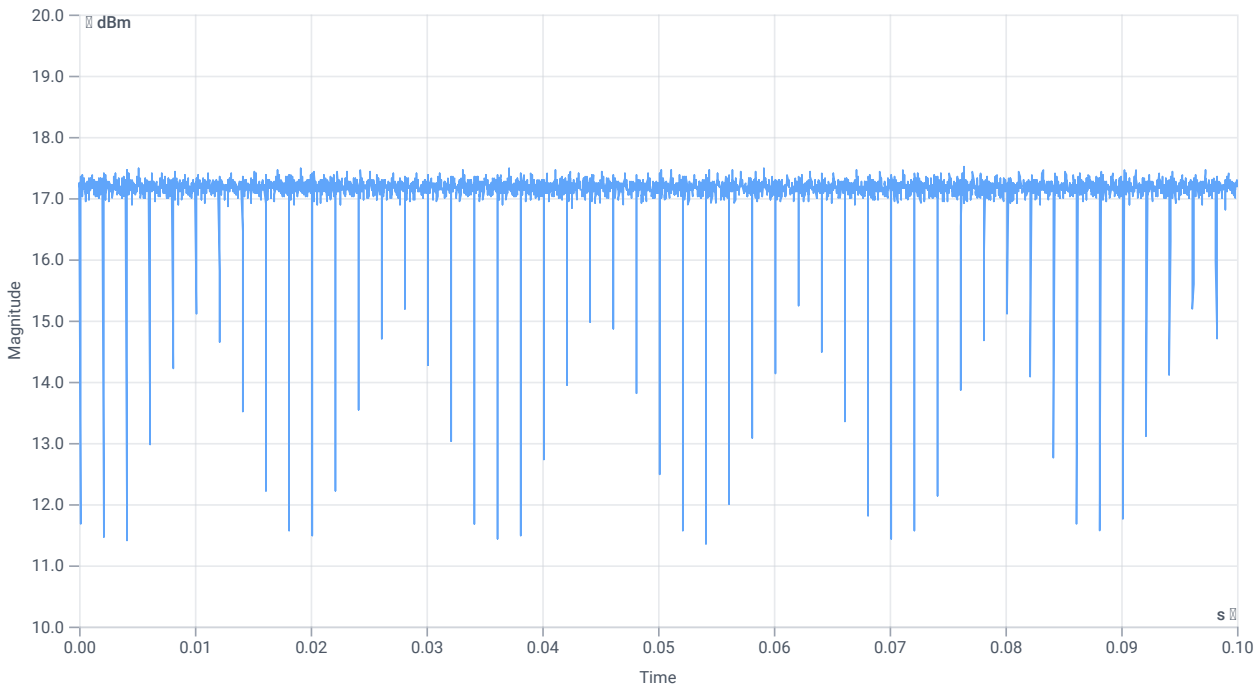

Duty cycle

Evaluation Bandwidth

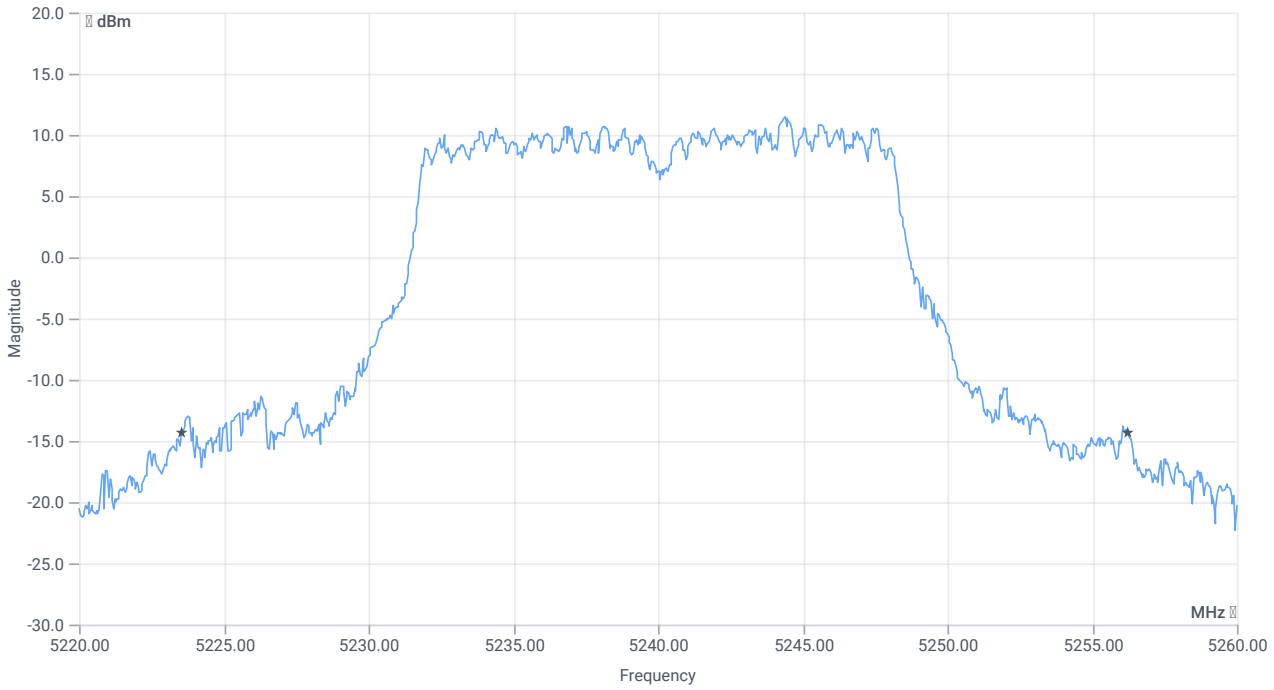

BW 26dB

RESULT

DESCRIPTION	LOWER LIMIT	UPPER LIMIT	MEASURED	UNIT	VERDICT
Bandwidth 26dB	---	---	32.72	MHz	INFO
T1 26dB	---	---	5223.5200	MHz	INFO
T2 26dB	---	---	5256.2400	MHz	INFO

Maximum Output Power

READ SA SETTINGS:

RefLevel [dBm] | RefLevelOffset [dB] | InpAtt [dB]	27.74 | 16.47 | 30
Start [MHz] | Stop [MHz]	5220.000 | 5260.000
RBW [MHz] | VBW [MHz]	1.000000 | 3.000000
Detector | TraceMode	RMS | MAXH
Sweep: time [ms] | count | points per Section | type	53700 | 1 | 161 | SWE

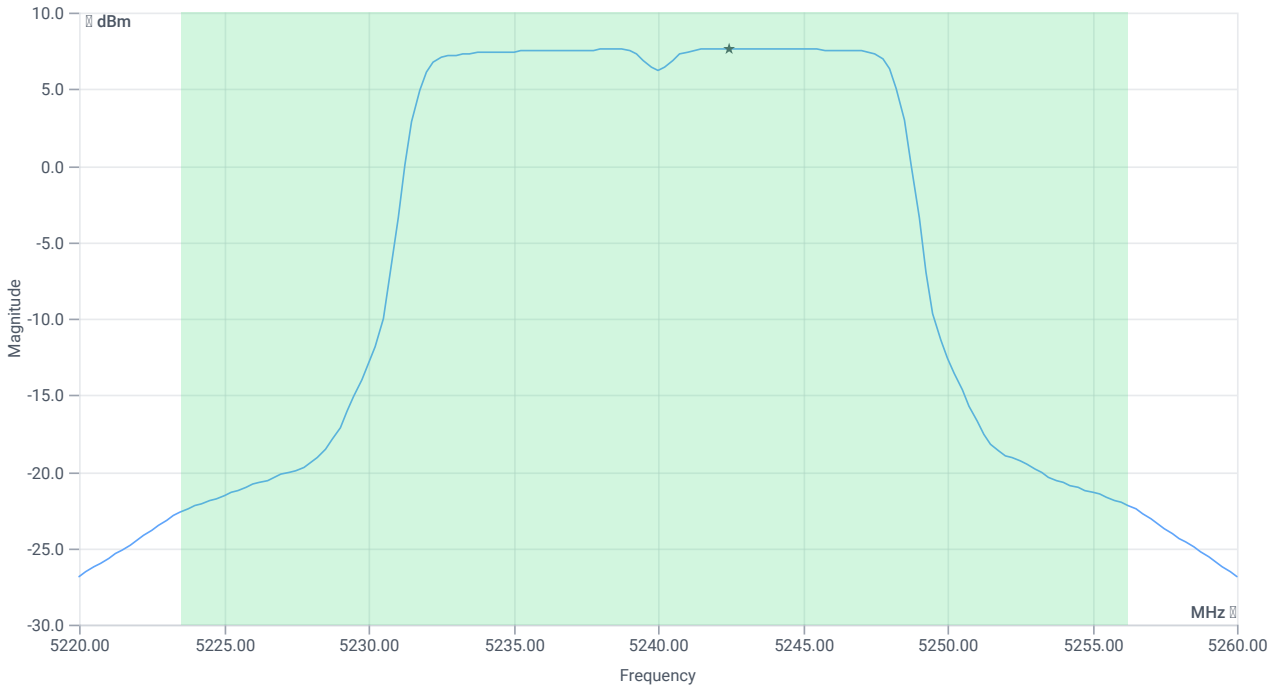

Max OP and PSD

RESULT

DESCRIPTION	LOWER LIMIT	UPPER LIMIT	MEASURED	UNIT	VERDICT
Max Output Power	---	---	19.37	dBm	INFO
Duty Cycle Correction	---	---	0	dB	INFO
Limit absolute					
Max Output Power DC corrected	---	24	19.37	dBm	PASS
Limit: 11 dBm + 10 log 32.72					
Max Output Power DC corrected	---	26.15	19.37	dBm	na

Power Spectral Density

RESULT

DESCRIPTION	LOWER LIMIT	UPPER LIMIT	MEASURED	UNIT	VERDICT
Power Spectral Density	---	---	7.67	dBm/1MHz	INFO
Duty Cycle Correction	---	---	0	dB	INFO
Power Spectral Density DC corrected	---	11	7.67	dBm/1MHz	PASS

Verdict
PASS

FCC 15.407, ISED RSS247 # Bandwidths 99PCT and 20dB ~ WLAN5Gx a mode U-NII-1

References

TC start	17.01.2024 11:14:30
Ambit temp [°C] | humidity [rel%]	21.6 | 28
System version	4.7.1.5
Standard | Version	FCC 15.407, ISED RSS247 | NI
Method	26dB Bandwidth KDB789033 D02, C.1 / ISED RSS-GEN
Description	FCC 15.407 Bandwidths - WLAN5Gx a mode U-NII-1
Information	

EUT Common Settings WLAN5Gx

Number of Antenna Ports	2
User Interaction	No
Device Class UNII_1	Client
Limit W52 Japan	Standard

Test Parameter

Technology to test	WLAN5Gx a mode
Antenna port used	2
Temperature	nom
Voltage	nom
Frequency low to test	False | Freq [MHz] 5180
Frequency mid to test	False | Freq [MHz] 5220
Frequency high to test	True | Freq [MHz] 5240
Auto control enabled power supply | Climatic Box	No | No
Additional path loss [dB]	1.4
Full path name | type	EUT - SignalingUnit - SpectrumAnalyzer

Equipment

Signal analyzer,Rohde&Schwarz,FSV-40,1307.9002K40/101042,3.70
Switch matrix,CTCadvanced,SPM-4 NI DAQ,28016133,NI

Test at TX 5240 MHz

RESULT: Reference Power cond.

DESCRIPTION	LOWER LIMIT	UPPER LIMIT	MEASURED	UNIT	VERDICT
Ref. Power 1MHz/1MHz cond.	---	---	15.65	dBm	INFO
Ref. Frequency	---	---	5247.590	MHz	INFO

READ SA SETTINGS:

RefLevel [dBm] | RefLevelOffset [dB] | InpAtt [dB]	23.65 | 16.47 | 25
Start [MHz] | Stop [MHz]	5215.000 | 5265.000
RBW [MHz] | VBW [MHz]	0.300000 | 1.000000
Detector | TraceMode	POS | MAXH
Sweep: time [ms] | count | points per Section | type	1 | 2500 | 1001 | SWE

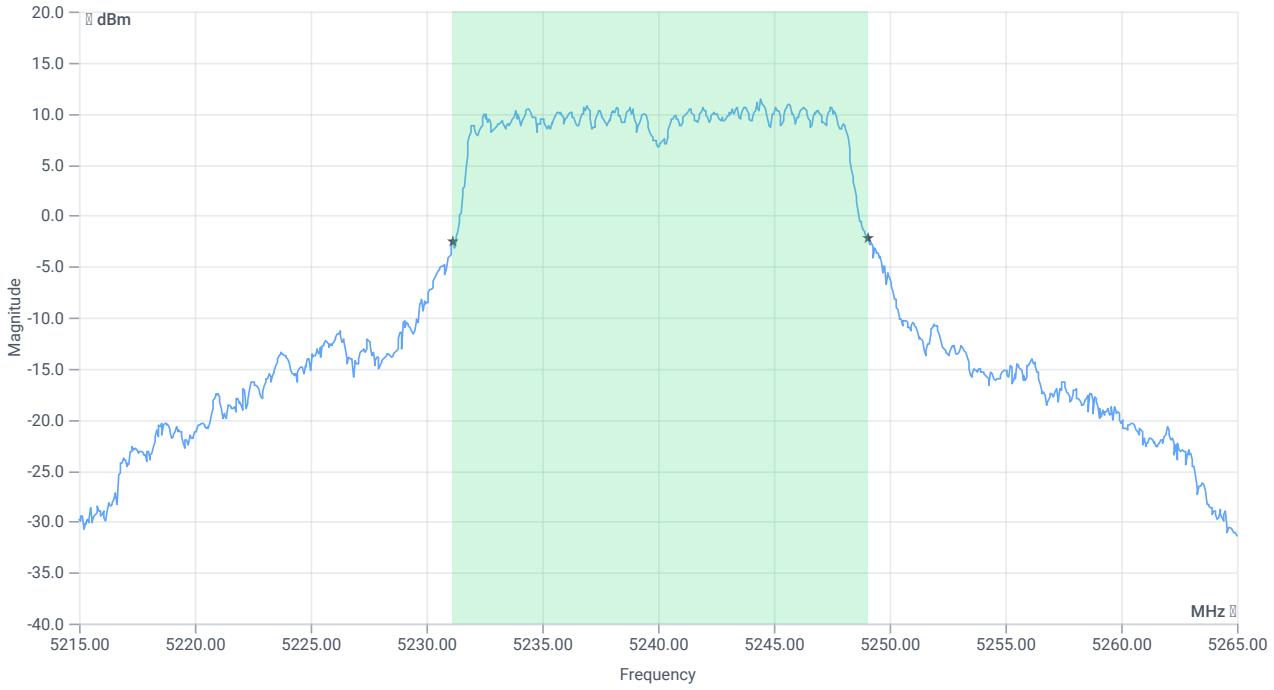

BW 99PCT

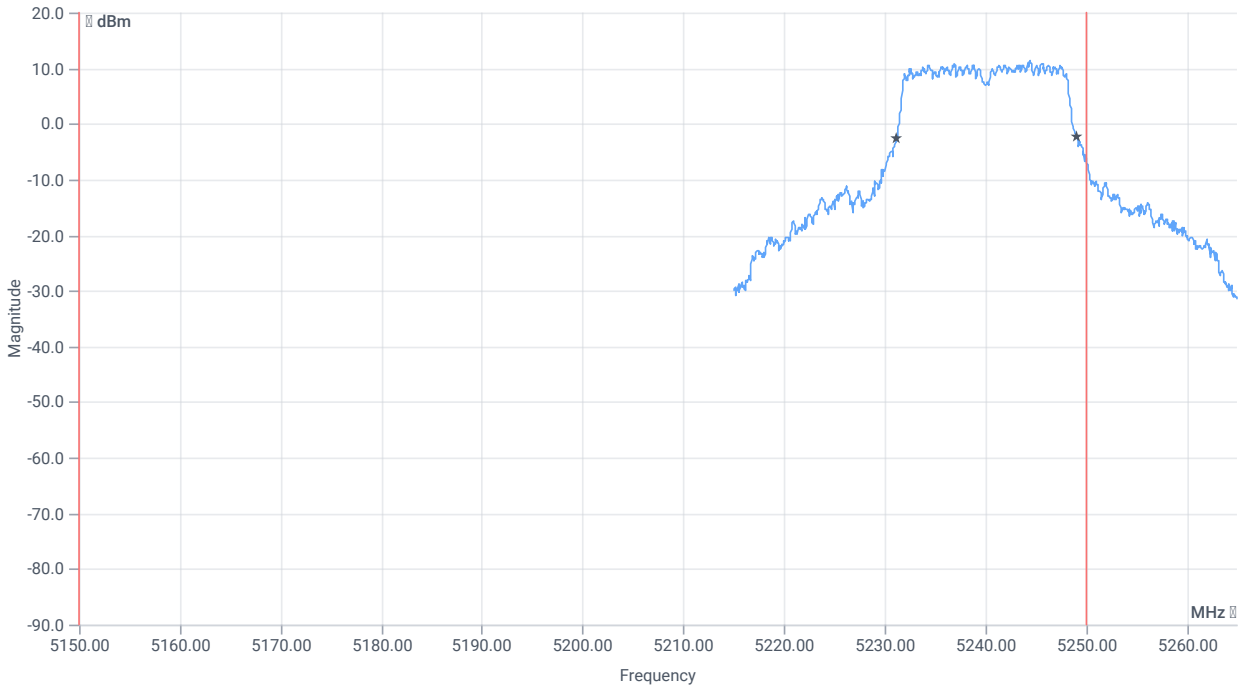

BW within Band 99PCT

RESULT

DESCRIPTION	LOWER LIMIT	UPPER LIMIT	MEASURED	UNIT	VERDICT
Bandwidth 99%	---	---	17.932	MHz	INFO
T1 99%	5150.000000	---	5231.1588	MHz	PASS
T2 99%	---	5250.000000	5249.0909	MHz	PASS

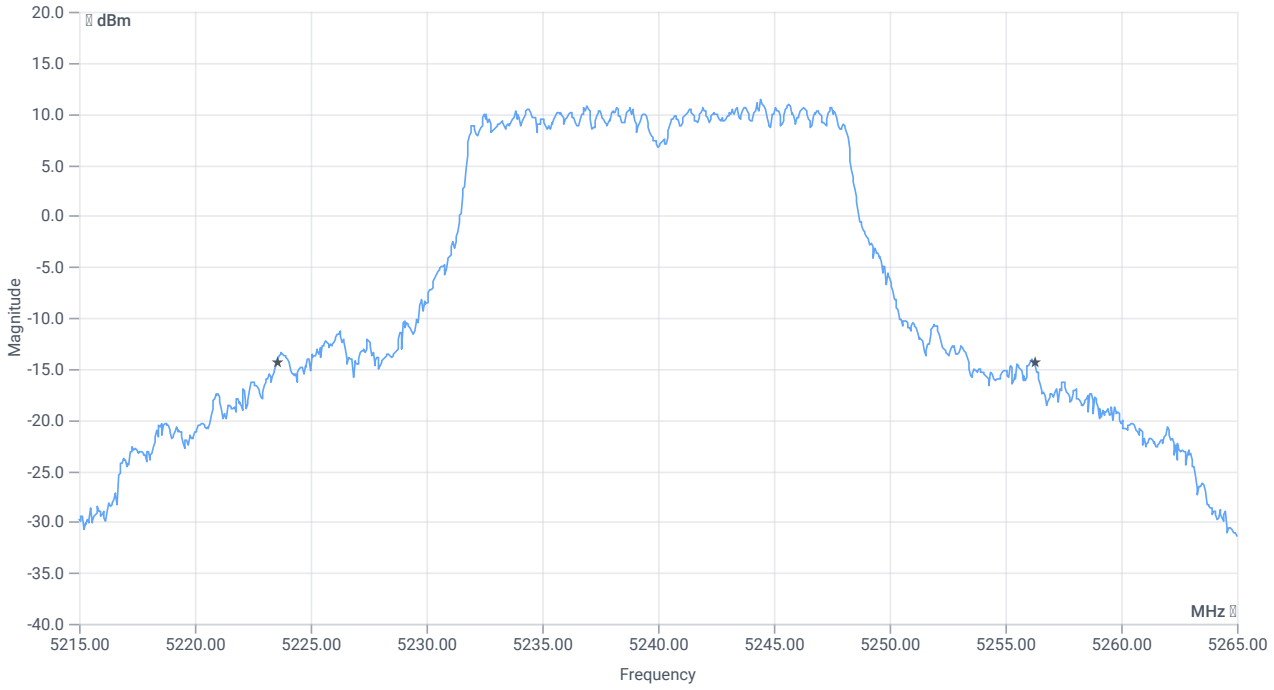

BW 26dB

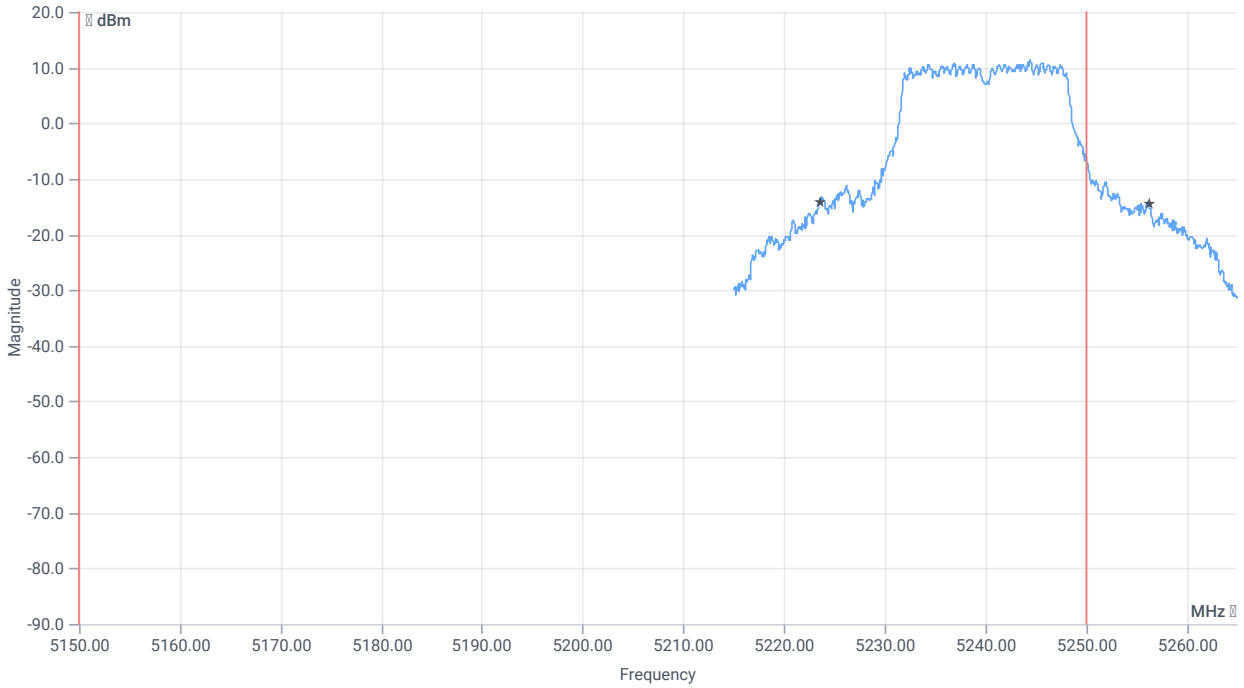

BW within Band 26dB

RESULT

DESCRIPTION	LOWER LIMIT	UPPER LIMIT	MEASURED	UNIT	VERDICT
Bandwidth 26dB	---	---	32.7	MHz	INFO
T1 26dB	5150.000000	---	5223.5500	MHz	PASS
T2 26dB	---	5250.000000	5256.2500	MHz	DFS required

Verdict
PASS

FCC 15.407 # MIMO ∑ Max output power and psd ~ WLAN5Gx a mode U-NII-1

References

TC start	17.01.2024 11:15:01
Ambit temp [°C] | humidity [rel%]	21.6 | 28
System version	4.7.1.5
Standard | Version	FCC 15.407 | NI
Method	
Description	MIMO ∑ FCC Power & psd - WLAN5Gx a mode U-NII-1
Information	

EUT Common Settings WLAN5Gx

Number of Antenna Ports	2
User Interaction	No
Device Class UNII_1	Client
Limit W52 Japan	Standard

Test Parameter

Technology to test	WLAN5Gx a mode
Antenna port used	several
Temperature	nom
Voltage	nom
Frequency low to test	False | Freq [MHz] 5180
Frequency mid to test	False | Freq [MHz] 5220
Frequency high to test	True | Freq [MHz] 5240
Auto control enabled power supply | Climatic Box	No | No
Additional path loss [dB]	1.4
Full path name | type	None

Equipment

Test at TX 5240 MHz

RESULT Power

DESCRIPTION	LOWER LIMIT	UPPER LIMIT	MEASURED	UNIT	VERDICT
Ant:1 Max Output Power DC corrected	---	---	18.67	dBm	INFO
Ant:1 BW 26dB	---	---	34.120	MHz	INFO
Ant:2 Max Output Power DC corrected	---	---	19.37	dBm	INFO
Ant:2 BW 26dB	---	---	32.720	MHz	INFO
∑ Limit absolute	---	24	22.04	dBm	PASS
∑ Limit: 11 dBm + 10 log 32.72	---	26.15	22.04	dBm	na

RESULT PSD

DESCRIPTION	LOWER LIMIT	UPPER LIMIT	MEASURED	UNIT	VERDICT
Ant:1 PSD	---	---	6.97	dBm/1MHz	INFO
Ant:2 PSD	---	---	7.67	dBm/1MHz	INFO
∑	---	11	10.34	dBm/1MHz	PASS

Verdict
PASS

NA # Message with SA scan ~

References

TC start	17.01.2024 11:17:22
Ambit temp [°C] | humidity [rel%]	21.7 | 28
System version	4.7.1.5
Standard | Version	NA | NI
Method	
Description	Message with SA Scan a_mode_U_NII_2A
Information	

Test Parameter

Switched Path	EUT - SignalingUnit - SpectrumAnalyzer
Message start	17.01.2024 11:17:23
Message	set WLAN5Gx to a_mode_U_NII_2A, Frequency [MHz] 5260 , Information:

Equipment

Signal analyzer,Rohde&Schwarz,FSV-40,1307.9002K40/101042,3.70
Switch matrix,CTCadvanced,SPM-4 NI DAQ,28016133,NI

Verdict
INFO

FCC 15.407 # Max output power and psd ~ WLAN5Gx a mode U-NII-2A

References

TC start	17.01.2024 11:19:04
Ambit temp [°C] | humidity [rel%]	21.7 | 28
System version	4.7.1.5
Standard | Version	FCC 15.407 | NI
Method	KDB789033 D02, F., E.2.e.
Description	FCC 15.407 Max Output Power & PSD - WLAN5Gx a mode U-NII-2A
Information	

EUT Common Settings WLAN5Gx

Number of Antenna Ports	2
User Interaction	No
Device Class UNII_1	Client
Limit W52 Japan	Standard

Test Parameter

Technology to test	WLAN5Gx a mode
Antenna port used	1
Temperature	nom
Voltage	nom
Frequency low to test	True | Freq [MHz] 5260
Frequency mid to test	False | Freq [MHz] 5280
Frequency high to test	False | Freq [MHz] 5320
Auto control enabled power supply | Climatic Box	No | No
Additional path loss [dB]	1.4
Full path name | type	EUT - SignalingUnit - SpectrumAnalyzer

Equipment

Signal analyzer,Rohde&Schwarz,FSV-40,1307.9002K40/101042,3.70
Switch matrix,CTCadvanced,SPM-4 NI DAQ,28016133,NI

Test at TX 5260 MHz

RESULT: Reference Power cond.

DESCRIPTION	LOWER LIMIT	UPPER LIMIT	MEASURED	UNIT	VERDICT
Ref. Power 1MHz/1MHz cond.	---	---	15.07	dBm	INFO
Ref. Frequency	---	---	5254.410	MHz	INFO

Evaluation max. Duty Cycle

Duty Cycle evaluation

DESCRIPTION	LOWER LIMIT	UPPER LIMIT	MEASURED	UNIT	VERDICT
No enough Bursts detected, Duty Cycle Burst Ratio set to 1					
Duty Cycle (Burst Ratio) max	---	---	1	---	INFO
Duty Cycle max	---	---	0	dB	INFO
Duty Cycle (Burst Ratio) min	---	---	1	---	INFO
Duty Cycle min	---	---	0	dB	INFO

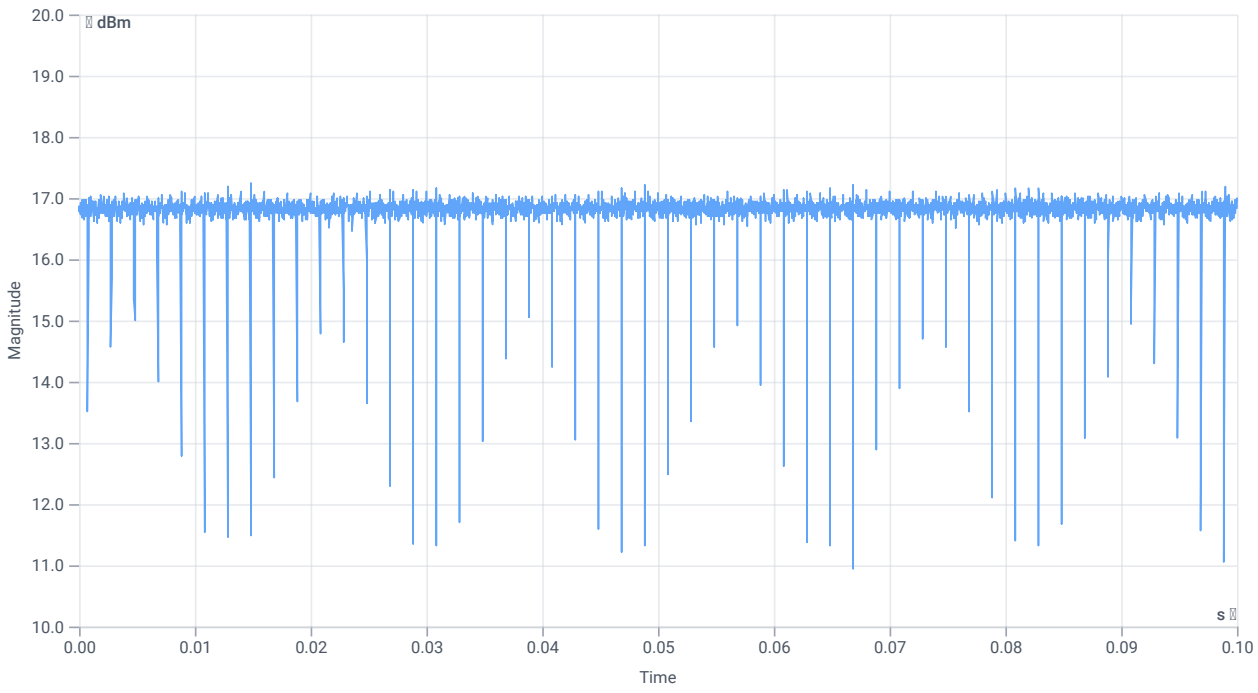

Duty cycle

Evaluation Bandwidth

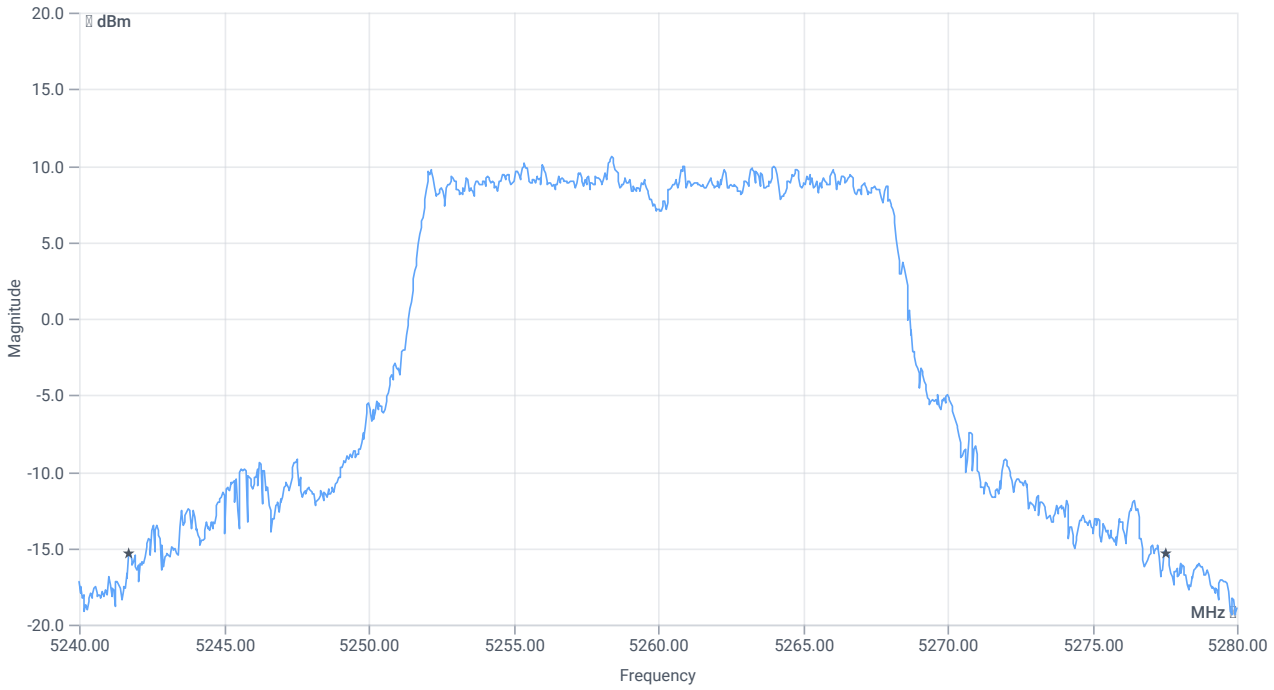

BW 26dB

RESULT

DESCRIPTION	LOWER LIMIT	UPPER LIMIT	MEASURED	UNIT	VERDICT
Bandwidth 26dB	---	---	35.84	MHz	INFO
T1 26dB	---	---	5241.7200	MHz	INFO
T2 26dB	---	---	5277.5600	MHz	INFO

Maximum Output Power

READ SA SETTINGS:

RefLevel [dBm] | RefLevelOffset [dB] | InpAtt [dB]	27.07 | 16.44 | 25
Start [MHz] | Stop [MHz]	5240.000 | 5280.000
RBW [MHz] | VBW [MHz]	1.000000 | 3.000000
Detector | TraceMode	RMS | MAXH
Sweep: time [ms] | count | points per Section | type	53700 | 1 | 161 | SWE

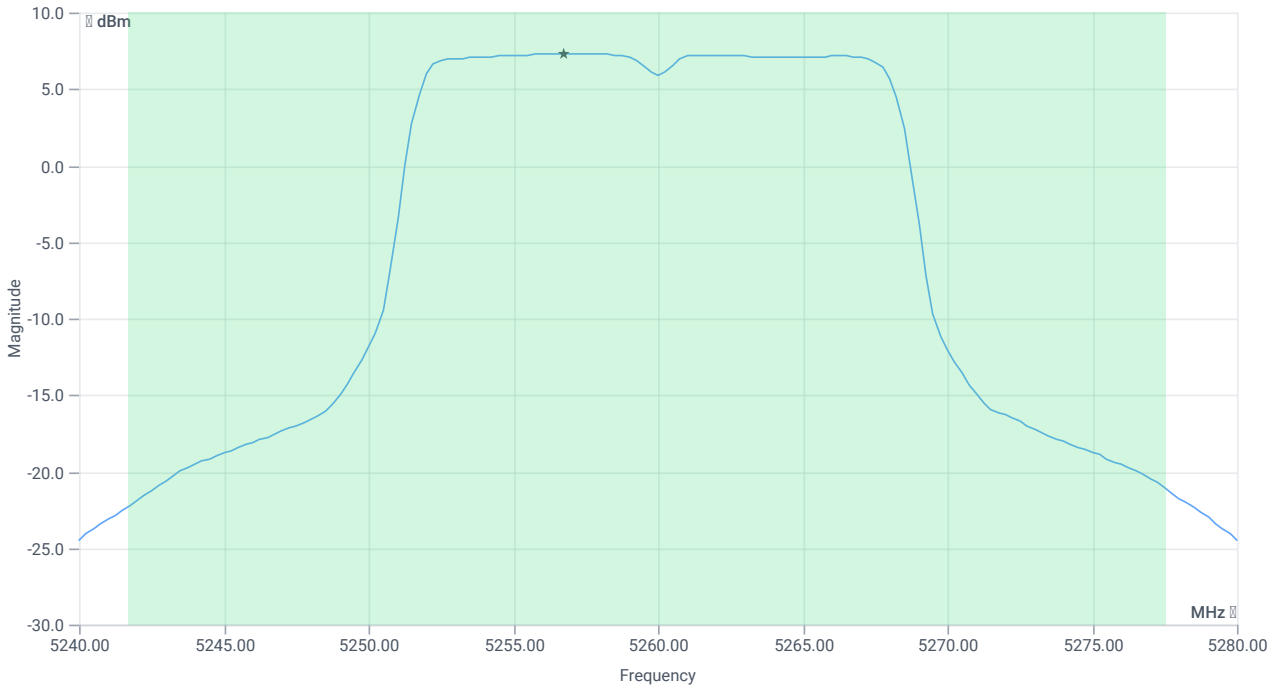

Max OP and PSD

RESULT

DESCRIPTION	LOWER LIMIT	UPPER LIMIT	MEASURED	UNIT	VERDICT
Max Output Power	---	---	19.02	dBm	INFO
Duty Cycle Correction	---	---	0	dB	INFO
Limit absolute					
Max Output Power DC corrected	---	24	19.02	dBm	PASS
Limit: 11 dBm + 10 log 35.84					
Max Output Power DC corrected	---	26.54	19.02	dBm	PASS

Power Spectral Density

RESULT

DESCRIPTION	LOWER LIMIT	UPPER LIMIT	MEASURED	UNIT	VERDICT
Power Spectral Density	---	---	7.31	dBm/1MHz	INFO
Duty Cycle Correction	---	---	0	dB	INFO
Power Spectral Density DC corrected	---	11	7.31	dBm/1MHz	PASS

Verdict
PASS

FCC 15.407, ISED RSS247 # Bandwidths 99PCT and 20dB ~ WLAN5Gx a mode U-NII-2A

References

TC start	17.01.2024 11:22:03
Ambit temp [°C] | humidity [rel%]	21.7 | 28
System version	4.7.1.5
Standard | Version	FCC 15.407, ISED RSS247 | NI
Method	26dB Bandwidth KDB789033 D02, C.1 / ISED RSS-GEN
Description	FCC 15.407 Bandwidths - WLAN5Gx a mode U-NII-2A
Information	

EUT Common Settings WLAN5Gx

Number of Antenna Ports	2
User Interaction	No
Device Class UNII_1	Client
Limit W52 Japan	Standard

Test Parameter

Technology to test	WLAN5Gx a mode
Antenna port used	1
Temperature	nom
Voltage	nom
Frequency low to test	True | Freq [MHz] 5260
Frequency mid to test	False | Freq [MHz] 5280
Frequency high to test	False | Freq [MHz] 5320
Auto control enabled power supply | Climatic Box	No | No
Additional path loss [dB]	1.4
Full path name | type	EUT - SignalingUnit - SpectrumAnalyzer

Equipment

Signal analyzer,Rohde&Schwarz,FSV-40,1307.9002K40/101042,3.70
Switch matrix,CTCadvanced,SPM-4 NI DAQ,28016133,NI

Test at TX 5260 MHz

RESULT: Reference Power cond.

DESCRIPTION	LOWER LIMIT	UPPER LIMIT	MEASURED	UNIT	VERDICT
Ref. Power 1MHz/1MHz cond.	---	---	15.18	dBm	INFO
Ref. Frequency	---	---	5252.610	MHz	INFO

READ SA SETTINGS:

RefLevel [dBm] | RefLevelOffset [dB] | InpAtt [dB]	23.18 | 16.44 | 25
Start [MHz] | Stop [MHz]	5235.000 | 5285.000
RBW [MHz] | VBW [MHz]	0.300000 | 1.000000
Detector | TraceMode	POS | MAXH
Sweep: time [ms] | count | points per Section | type	1 | 2500 | 1001 | SWE

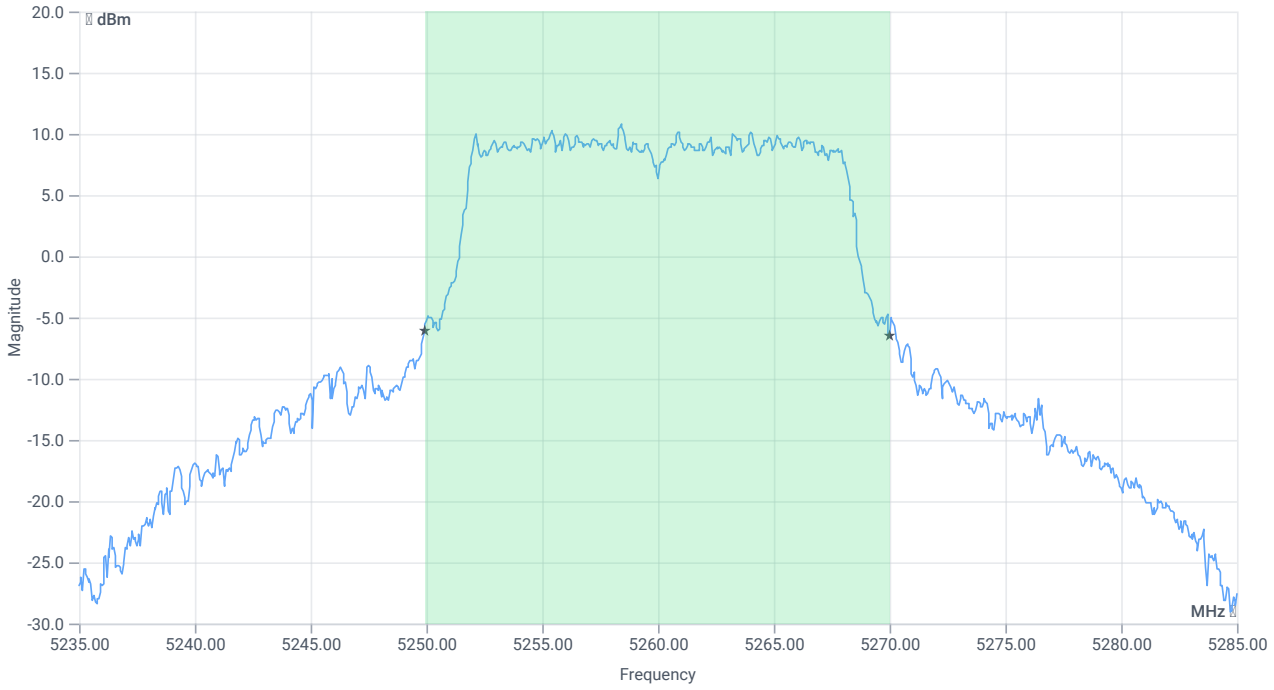

BW 99PCT

BW within Band 99PCT

RESULT

DESCRIPTION	LOWER LIMIT	UPPER LIMIT	MEASURED	UNIT	VERDICT
Bandwidth 99%	---	---	20.08	MHz	INFO
T1 99%	5250.000000	---	5249.9101	MHz	PASS since U-NII-1 is supported
T2 99%	---	5350.000000	5269.9900	MHz	PASS

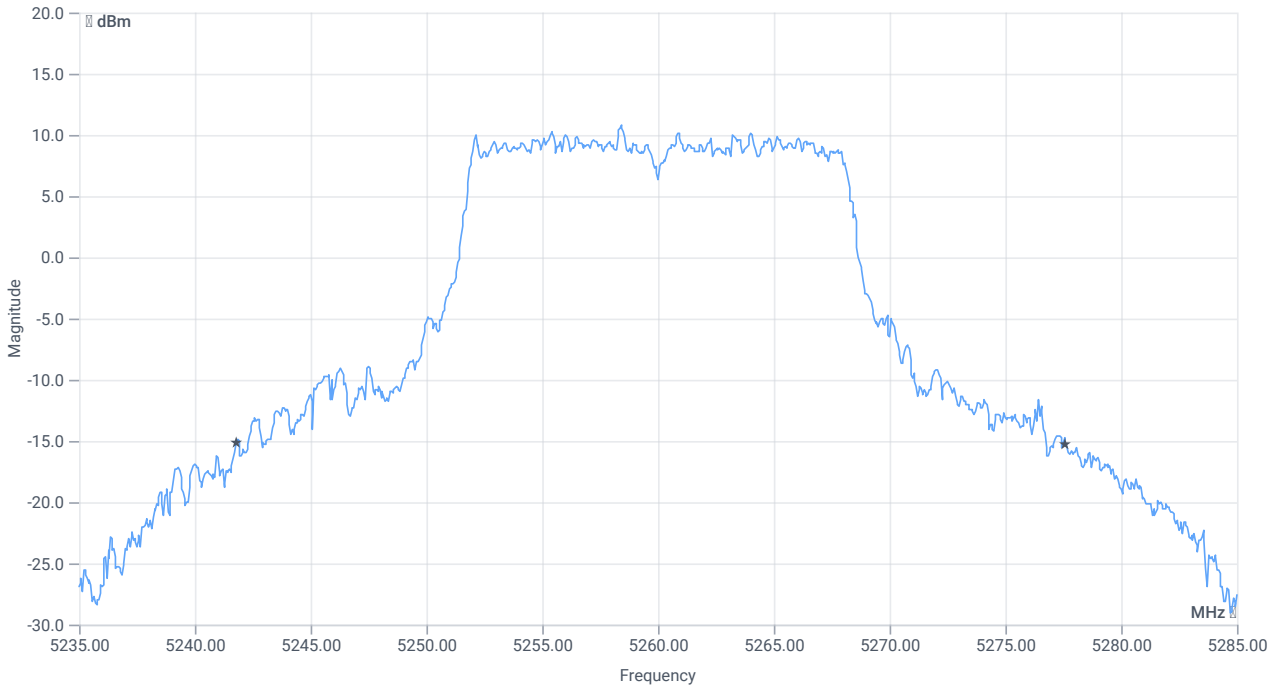

BW 26dB

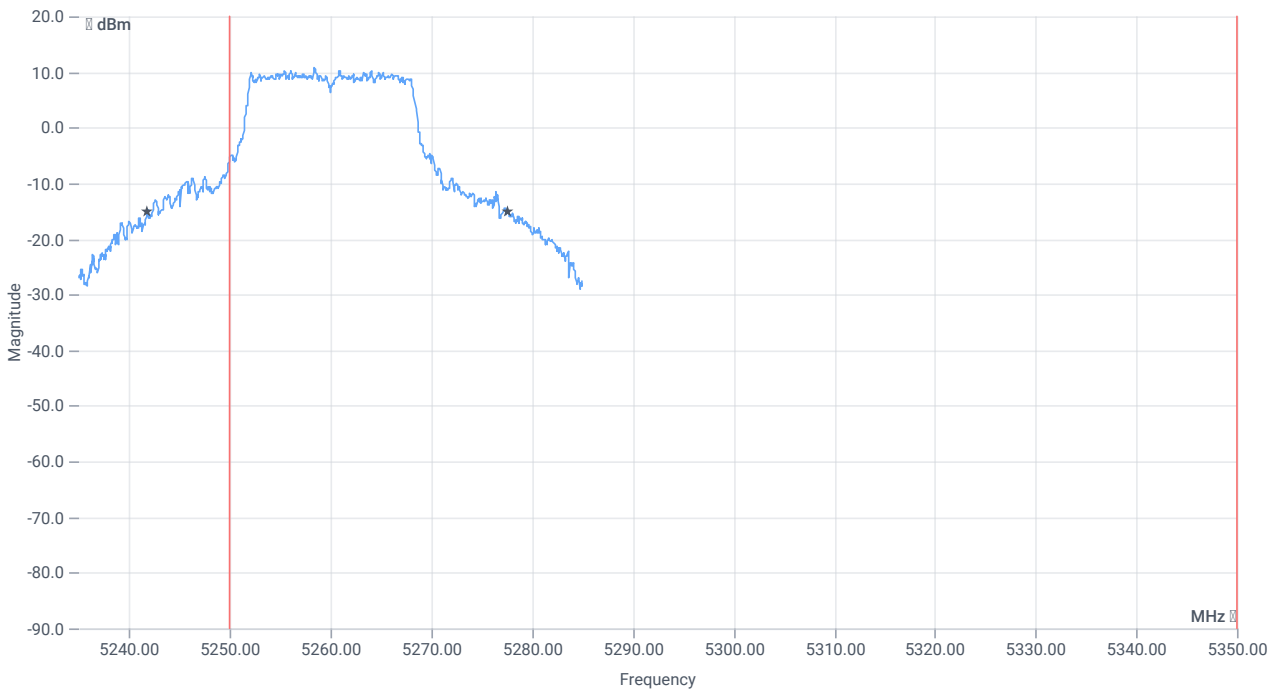

BW within Band 26dB

RESULT

DESCRIPTION	LOWER LIMIT	UPPER LIMIT	MEASURED	UNIT	VERDICT
Bandwidth 26dB	---	---	35.85	MHz	INFO

RESULT

DESCRIPTION	LOWER LIMIT	UPPER LIMIT	MEASURED	UNIT	VERDICT
T1 26dB	5250.000000	---	5241.7500	MHz	PASS since U-NII-1 is supported
T2 26dB	---	5350.000000	5277.6000	MHz	PASS

Verdict
PASS

FCC 15.407 # Max output power and psd ~ WLAN5Gx a mode U-NII-2A

References

TC start	17.01.2024 11:22:33
Ambit temp [°C] | humidity [rel%]	21.7 | 28
System version	4.7.1.5
Standard | Version	FCC 15.407 | NI
Method	KDB789033 D02, F., E.2.e.
Description	FCC 15.407 Max Output Power & PSD - WLAN5Gx a mode U-NII-2A
Information	

EUT Common Settings WLAN5Gx

Number of Antenna Ports	2
User Interaction	No
Device Class UNII_1	Client
Limit W52 Japan	Standard

Test Parameter

Technology to test	WLAN5Gx a mode
Antenna port used	2
Temperature	nom
Voltage	nom
Frequency low to test	True | Freq [MHz] 5260
Frequency mid to test	False | Freq [MHz] 5280
Frequency high to test	False | Freq [MHz] 5320
Auto control enabled power supply | Climatic Box	No | No
Additional path loss [dB]	1.4
Full path name | type	EUT - SignalingUnit - SpectrumAnalyzer

Equipment

Signal analyzer,Rohde&Schwarz,FSV-40,1307.9002K40/101042,3.70
Switch matrix,CTCadvanced,SPM-4 NI DAQ,28016133,NI

Test at TX 5260 MHz

RESULT: Reference Power cond.

DESCRIPTION	LOWER LIMIT	UPPER LIMIT	MEASURED	UNIT	VERDICT
Ref. Power 1MHz/1MHz cond.	---	---	15.87	dBm	INFO
Ref. Frequency	---	---	5263.400	MHz	INFO

Evaluation max. Duty Cycle

Duty Cycle evaluation

DESCRIPTION	LOWER LIMIT	UPPER LIMIT	MEASURED	UNIT	VERDICT
No enough Bursts detected, Duty Cycle Burst Ratio set to 1					
Duty Cycle (Burst Ratio) max	---	---	1	---	INFO
Duty Cycle max	---	---	0	dB	INFO
Duty Cycle (Burst Ratio) min	---	---	1	---	INFO
Duty Cycle min	---	---	0	dB	INFO

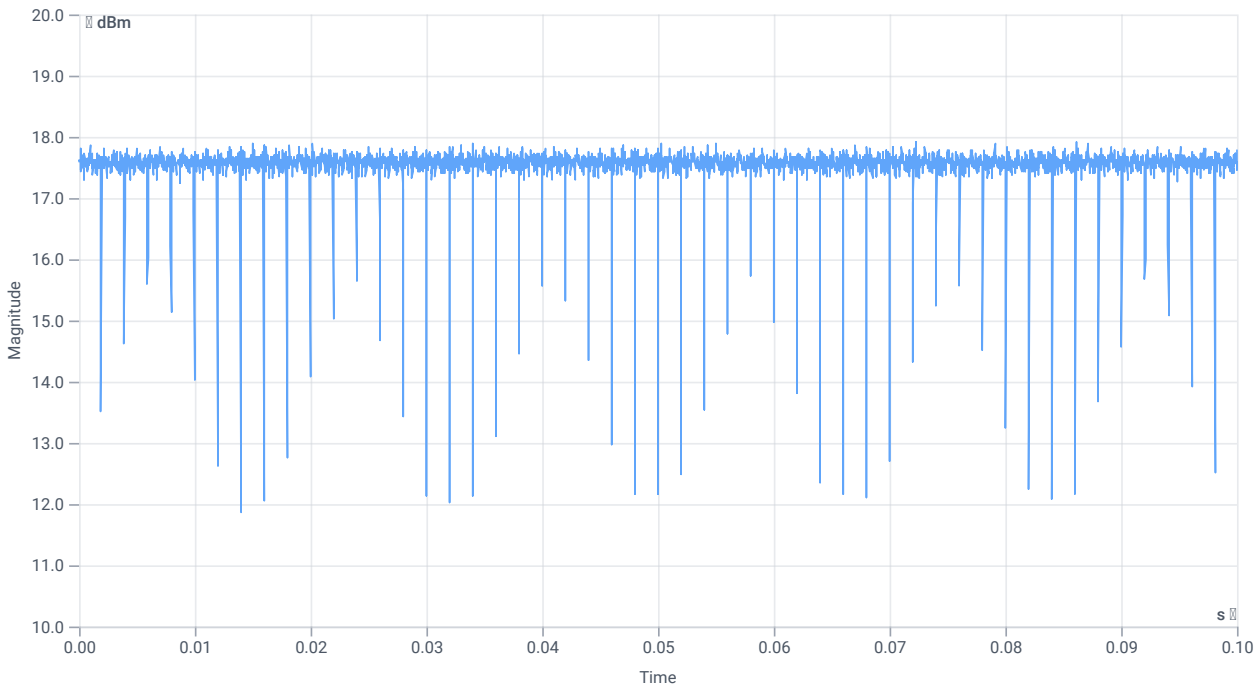

Duty cycle

Evaluation Bandwidth

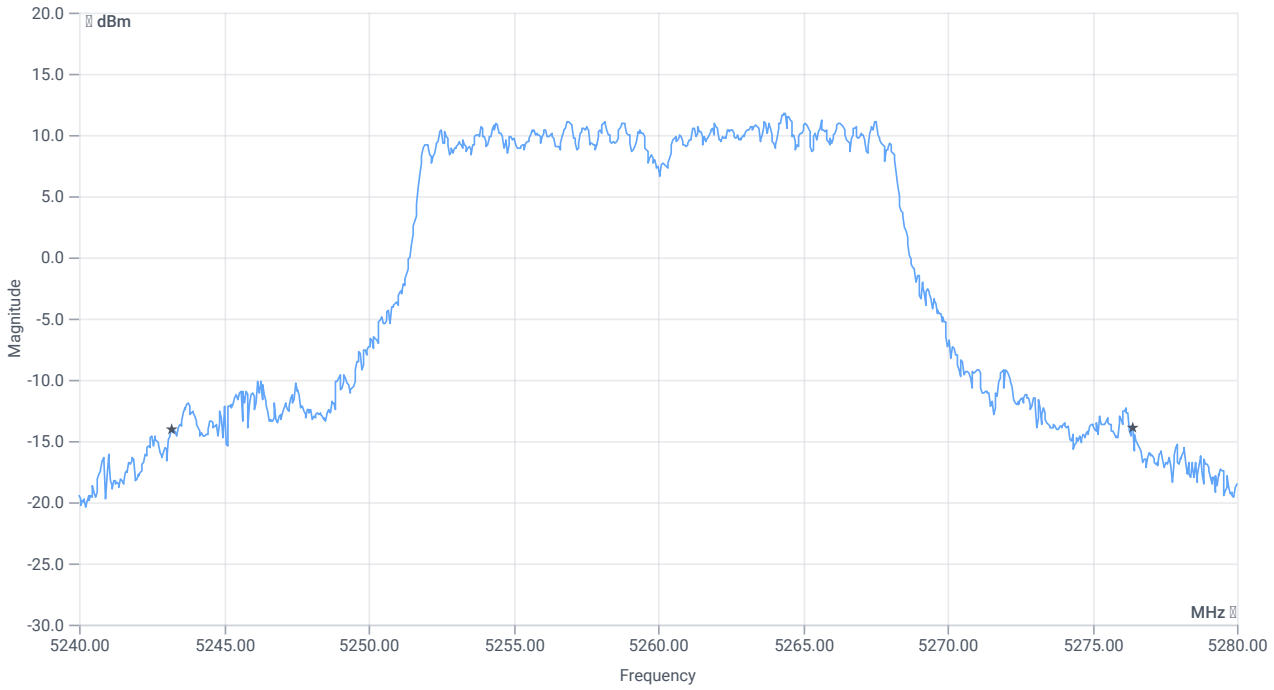

BW 26dB

RESULT

DESCRIPTION	LOWER LIMIT	UPPER LIMIT	MEASURED	UNIT	VERDICT
Bandwidth 26dB	---	---	33.2	MHz	INFO
T1 26dB	---	---	5243.2000	MHz	INFO
T2 26dB	---	---	5276.4000	MHz	INFO

Maximum Output Power

READ SA SETTINGS:

RefLevel [dBm] | RefLevelOffset [dB] | InpAtt [dB]	27.87 | 16.44 | 30
Start [MHz] | Stop [MHz]	5240.000 | 5280.000
RBW [MHz] | VBW [MHz]	1.000000 | 3.000000
Detector | TraceMode	RMS | MAXH
Sweep: time [ms] | count | points per Section | type	53700 | 1 | 161 | SWE

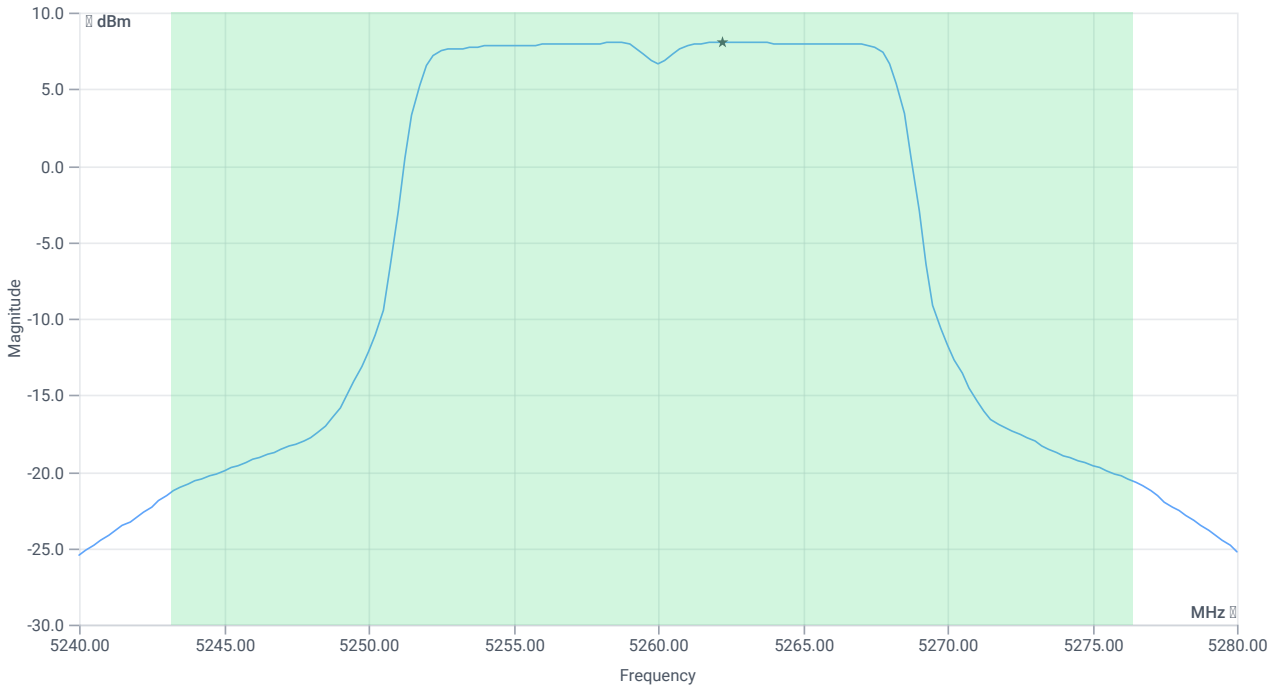

Max OP and PSD

RESULT

DESCRIPTION	LOWER LIMIT	UPPER LIMIT	MEASURED	UNIT	VERDICT
Max Output Power	---	---	19.77	dBm	INFO
Duty Cycle Correction	---	---	0	dB	INFO
Limit absolute					
Max Output Power DC corrected	---	24	19.77	dBm	PASS
Limit: 11 dBm + 10 log 33.2					
Max Output Power DC corrected	---	26.21	19.77	dBm	PASS

Power Spectral Density

RESULT

DESCRIPTION	LOWER LIMIT	UPPER LIMIT	MEASURED	UNIT	VERDICT
Power Spectral Density	---	---	8.08	dBm/1MHz	INFO
Duty Cycle Correction	---	---	0	dB	INFO
Power Spectral Density DC corrected	---	11	8.08	dBm/1MHz	PASS

Verdict
PASS

FCC 15.407, ISED RSS247 # Bandwidths 99PCT and 20dB ~ WLAN5Gx a mode U-NII-2A

References

TC start	17.01.2024 11:25:30
Ambit temp [°C] | humidity [rel%]	21.7 | 28
System version	4.7.1.5
Standard | Version	FCC 15.407, ISED RSS247 | NI
Method	26dB Bandwidth KDB789033 D02, C.1 / ISED RSS-GEN
Description	FCC 15.407 Bandwidths - WLAN5Gx a mode U-NII-2A
Information	

EUT Common Settings WLAN5Gx

Number of Antenna Ports	2
User Interaction	No
Device Class UNII_1	Client
Limit W52 Japan	Standard

Test Parameter

Technology to test	WLAN5Gx a mode
Antenna port used	2
Temperature	nom
Voltage	nom
Frequency low to test	True | Freq [MHz] 5260
Frequency mid to test	False | Freq [MHz] 5280
Frequency high to test	False | Freq [MHz] 5320
Auto control enabled power supply | Climatic Box	No | No
Additional path loss [dB]	1.4
Full path name | type	EUT - SignalingUnit - SpectrumAnalyzer

Equipment

Signal analyzer,Rohde&Schwarz,FSV-40,1307.9002K40/101042,3.70
Switch matrix,CTCadvanced,SPM-4 NI DAQ,28016133,NI

Test at TX 5260 MHz

RESULT: Reference Power cond.

DESCRIPTION	LOWER LIMIT	UPPER LIMIT	MEASURED	UNIT	VERDICT
Ref. Power 1MHz/1MHz cond.	---	---	16.18	dBm	INFO
Ref. Frequency	---	---	5262.200	MHz	INFO

READ SA SETTINGS:

RefLevel [dBm] | RefLevelOffset [dB] | InpAtt [dB]	24.18 | 16.44 | 25
Start [MHz] | Stop [MHz]	5235.000 | 5285.000
RBW [MHz] | VBW [MHz]	0.300000 | 1.000000
Detector | TraceMode	POS | MAXH
Sweep: time [ms] | count | points per Section | type	1 | 2500 | 1001 | SWE

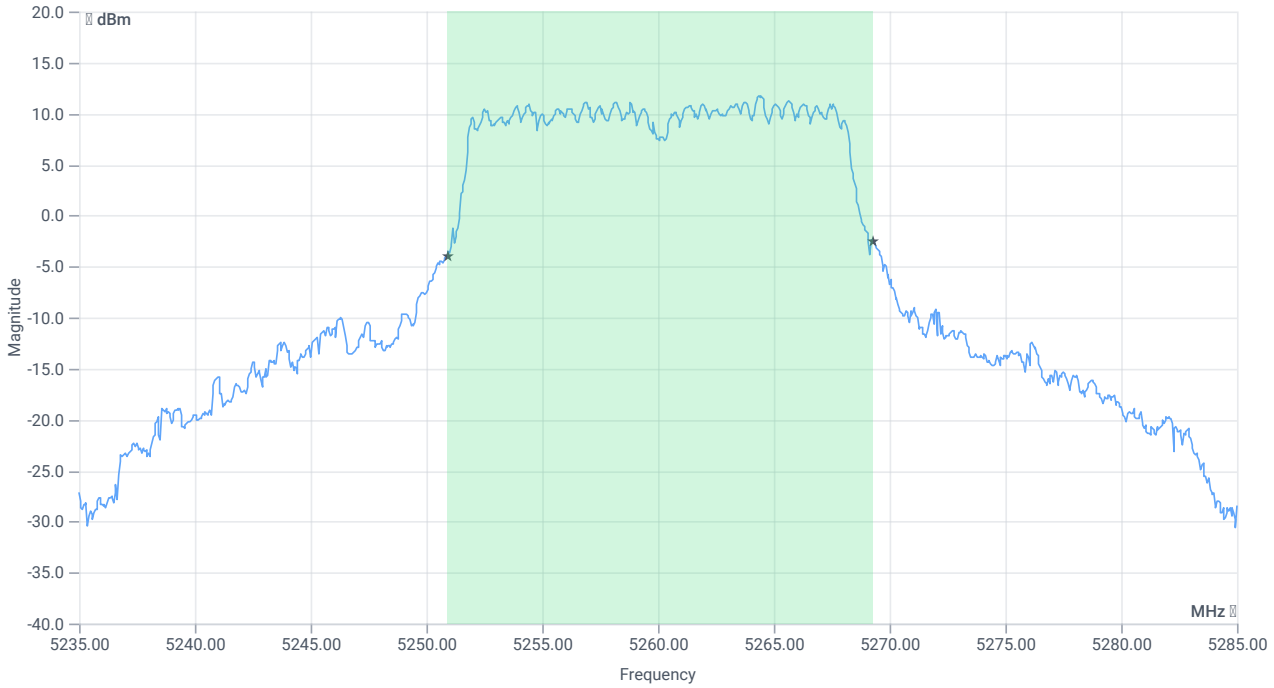

BW 99PCT

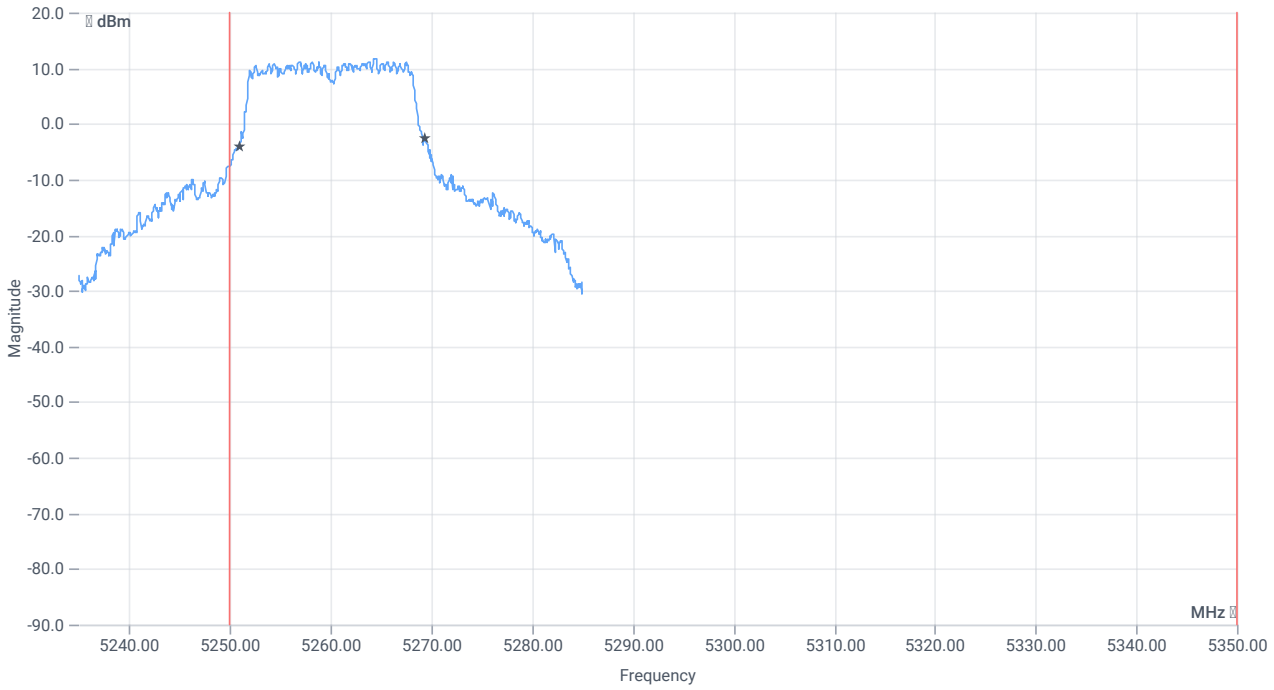

BW within Band 99PCT

RESULT

DESCRIPTION	LOWER LIMIT	UPPER LIMIT	MEASURED	UNIT	VERDICT
Bandwidth 99%	---	---	18.382	MHz	INFO
T1 99%	5250.000000	---	5250.9091	MHz	PASS since U-NII-1 is supported
T2 99%	---	5350.000000	5269.2907	MHz	PASS

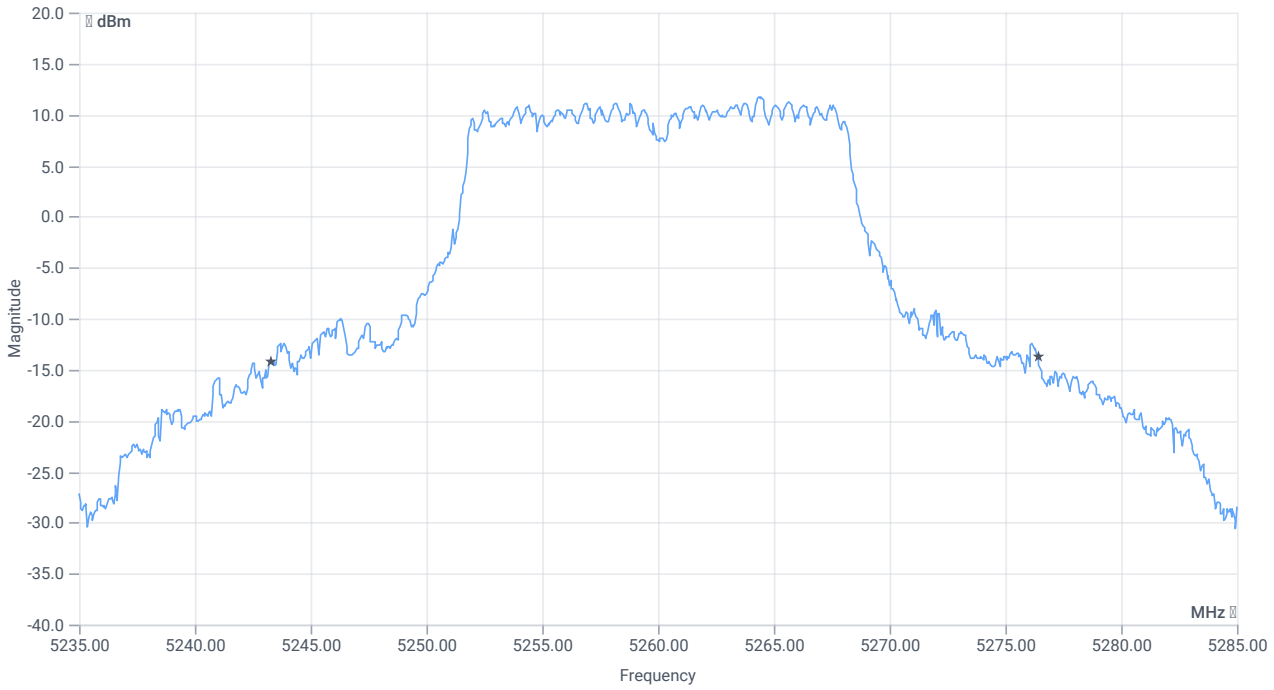

BW 26dB

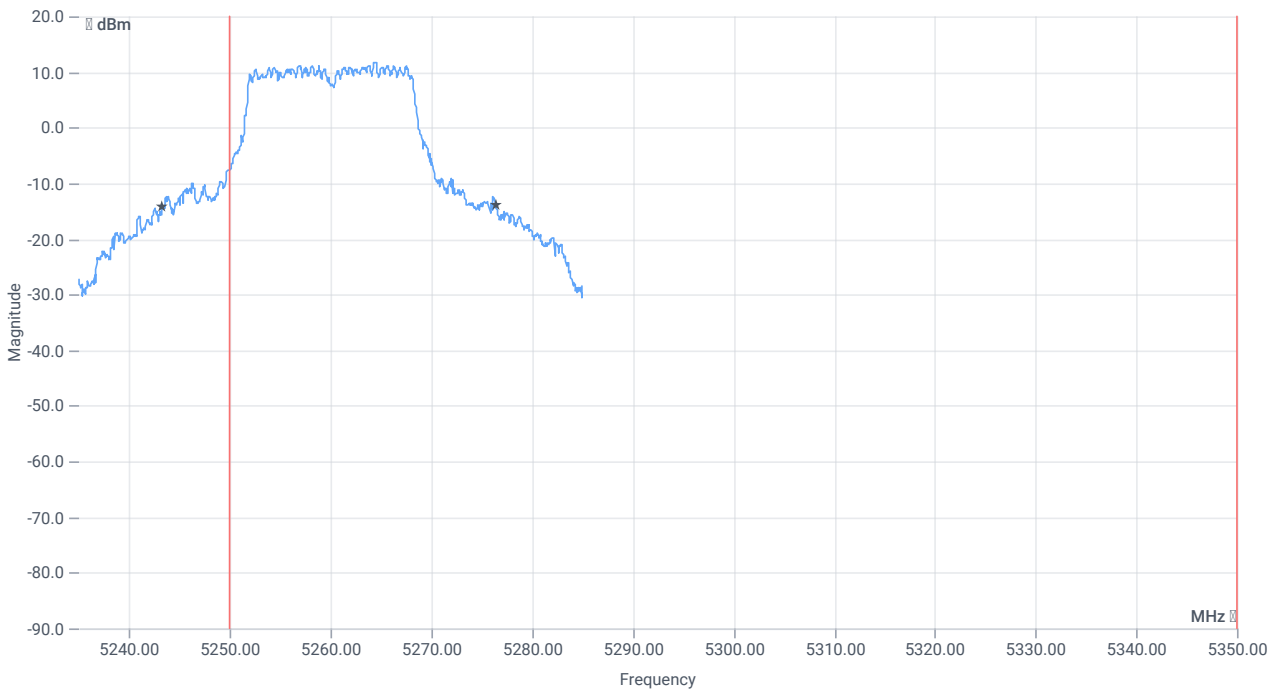

BW within Band 26dB

RESULT

DESCRIPTION	LOWER LIMIT	UPPER LIMIT	MEASURED	UNIT	VERDICT
Bandwidth 26dB	---	---	33.15	MHz	INFO

RESULT

DESCRIPTION	LOWER LIMIT	UPPER LIMIT	MEASURED	UNIT	VERDICT
T1 26dB	5250.000000	---	5243.2500	MHz	PASS since U-NII-1 is supported
T2 26dB	---	5350.000000	5276.4000	MHz	PASS

Verdict
PASS

FCC 15.407 # MIMO ∑ Max output power and psd ~ WLAN5Gx a mode U-NII-2A

References

TC start	17.01.2024 11:26:03
Ambit temp [°C] | humidity [rel%]	21.7 | 28
System version	4.7.1.5
Standard | Version	FCC 15.407 | NI
Method	
Description	MIMO ∑ FCC Power & psd - WLAN5Gx a mode U-NII-2A
Information	

EUT Common Settings WLAN5Gx

Number of Antenna Ports	2
User Interaction	No
Device Class UNII_1	Client
Limit W52 Japan	Standard

Test Parameter

Technology to test	WLAN5Gx a mode
Antenna port used	several
Temperature	nom
Voltage	nom
Frequency low to test	True | Freq [MHz] 5260
Frequency mid to test	False | Freq [MHz] 5280
Frequency high to test	False | Freq [MHz] 5320
Auto control enabled power supply | Climatic Box	No | No
Additional path loss [dB]	1.4
Full path name | type	None

Equipment

Test at TX 5260 MHz

RESULT Power

DESCRIPTION	LOWER LIMIT	UPPER LIMIT	MEASURED	UNIT	VERDICT
Ant:1 Max Output Power DC corrected	---	---	19.02	dBm	INFO
Ant:1 BW 26dB	---	---	35.840	MHz	INFO
Ant:2 Max Output Power DC corrected	---	---	19.77	dBm	INFO
Ant:2 BW 26dB	---	---	33.200	MHz	INFO
∑ Limit absolute	---	24	22.42	dBm	PASS
∑ Limit: 11 dBm + 10 log 33.2	---	26.21	22.42	dBm	PASS

RESULT PSD

DESCRIPTION	LOWER LIMIT	UPPER LIMIT	MEASURED	UNIT	VERDICT
Ant:1 PSD	---	---	7.31	dBm/1MHz	INFO
Ant:2 PSD	---	---	8.08	dBm/1MHz	INFO
∑	---	11	10.72	dBm/1MHz	PASS

Verdict
PASS

NA # Message with SA scan ~

References

TC start	17.01.2024 11:46:01
Ambit temp [°C] | humidity [rel%]	21.8 | 28
System version	4.7.1.5
Standard | Version	NA | NI
Method	
Description	Message with SA Scan a_mode_U_NII_2A
Information	

Test Parameter

Switched Path	EUT - SignalingUnit - SpectrumAnalyzer
Message start	17.01.2024 11:46:02
Message	set WLAN5Gx to a_mode_U_NII_2A, Frequency [MHz] 5280 , Information:

Equipment

Signal analyzer,Rohde&Schwarz,FSV-40,1307.9002K40/101042,3.70
Switch matrix,CTCadvanced,SPM-4 NI DAQ,28016133,NI

Verdict
INFO

FCC 15.407 # Max output power and psd ~ WLAN5Gx a mode U-NII-2A

References

TC start	17.01.2024 11:46:42
Ambit temp [°C] | humidity [rel%]	21.9 | 28
System version	4.7.1.5
Standard | Version	FCC 15.407 | NI
Method	KDB789033 D02, F., E.2.e.
Description	FCC 15.407 Max Output Power & PSD - WLAN5Gx a mode U-NII-2A
Information	

EUT Common Settings WLAN5Gx

Number of Antenna Ports	2
User Interaction	No
Device Class UNII_1	Client
Limit W52 Japan	Standard

Test Parameter

Technology to test	WLAN5Gx a mode
Antenna port used	1
Temperature	nom
Voltage	nom
Frequency low to test	False | Freq [MHz] 5260
Frequency mid to test	True | Freq [MHz] 5280
Frequency high to test	False | Freq [MHz] 5320
Auto control enabled power supply | Climatic Box	No | No
Additional path loss [dB]	1.4
Full path name | type	EUT - SignalingUnit - SpectrumAnalyzer

Equipment

Signal analyzer,Rohde&Schwarz,FSV-40,1307.9002K40/101042,3.70
Switch matrix,CTCadvanced,SPM-4 NI DAQ,28016133,NI

Test at TX 5280 MHz

RESULT: Reference Power cond.

DESCRIPTION	LOWER LIMIT	UPPER LIMIT	MEASURED	UNIT	VERDICT
Ref. Power 1MHz/1MHz cond.	---	---	15.17	dBm	INFO
Ref. Frequency	---	---	5278.200	MHz	INFO

Evaluation max. Duty Cycle

Duty Cycle evaluation

DESCRIPTION	LOWER LIMIT	UPPER LIMIT	MEASURED	UNIT	VERDICT
No enough Bursts detected, Duty Cycle Burst Ratio set to 1					
Duty Cycle (Burst Ratio) max	---	---	1	---	INFO
Duty Cycle max	---	---	0	dB	INFO
Duty Cycle (Burst Ratio) min	---	---	1	---	INFO
Duty Cycle min	---	---	0	dB	INFO

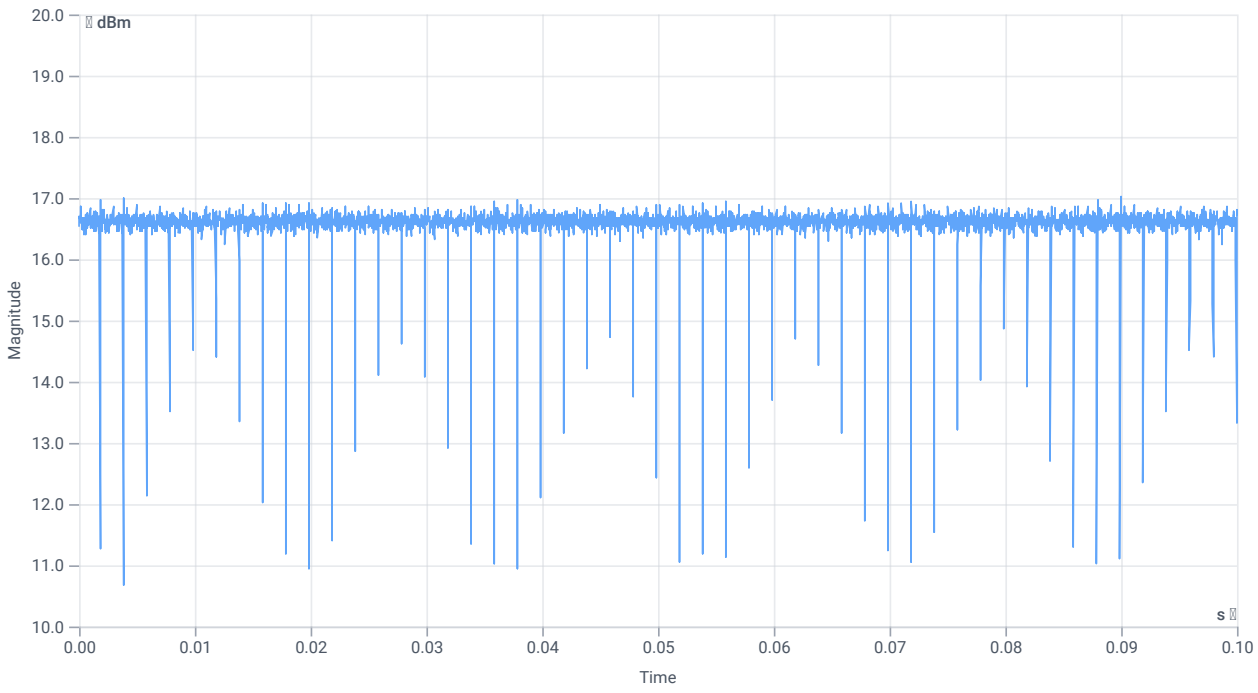

Duty cycle

Evaluation Bandwidth

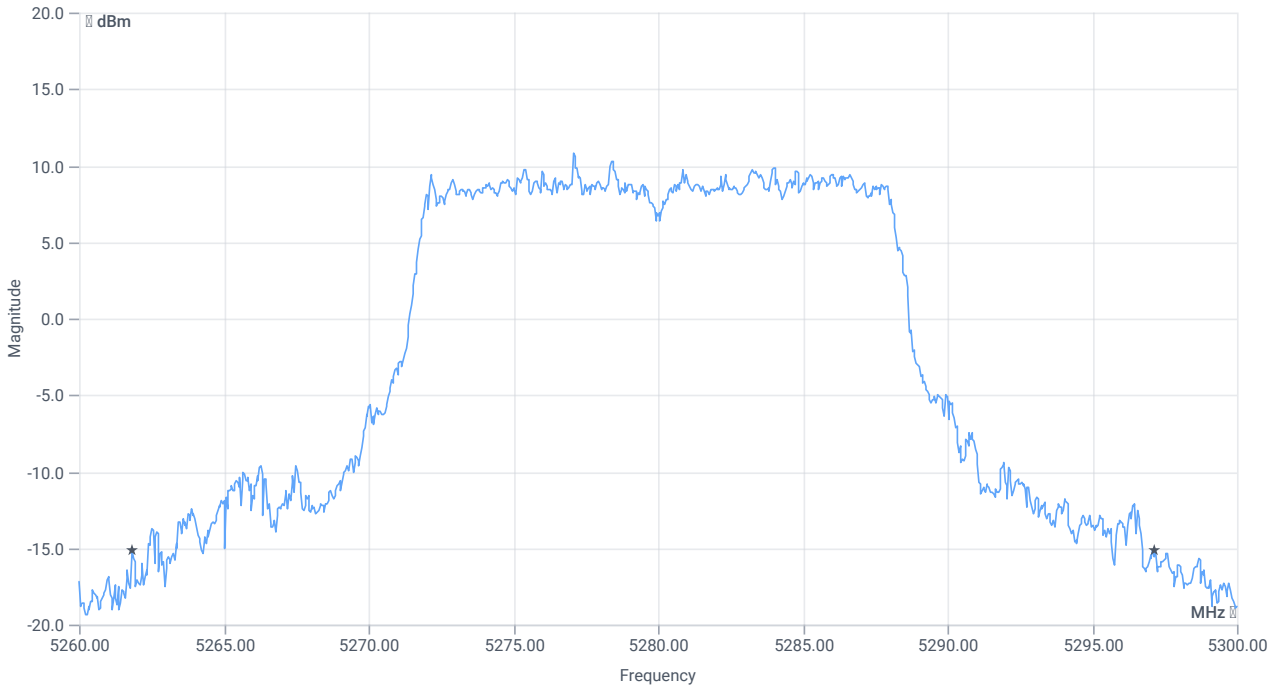

BW 26dB

RESULT

DESCRIPTION	LOWER LIMIT	UPPER LIMIT	MEASURED	UNIT	VERDICT
Bandwidth 26dB	---	---	35.32	MHz	INFO
T1 26dB	---	---	5261.8400	MHz	INFO
T2 26dB	---	---	5297.1600	MHz	INFO

Maximum Output Power

READ SA SETTINGS:

RefLevel [dBm] | RefLevelOffset [dB] | InpAtt [dB]	27.17 | 16.2 | 25
Start [MHz] | Stop [MHz]	5260.000 | 5300.000
RBW [MHz] | VBW [MHz]	1.000000 | 3.000000
Detector | TraceMode	RMS | MAXH
Sweep: time [ms] | count | points per Section | type	53700 | 1 | 161 | SWE

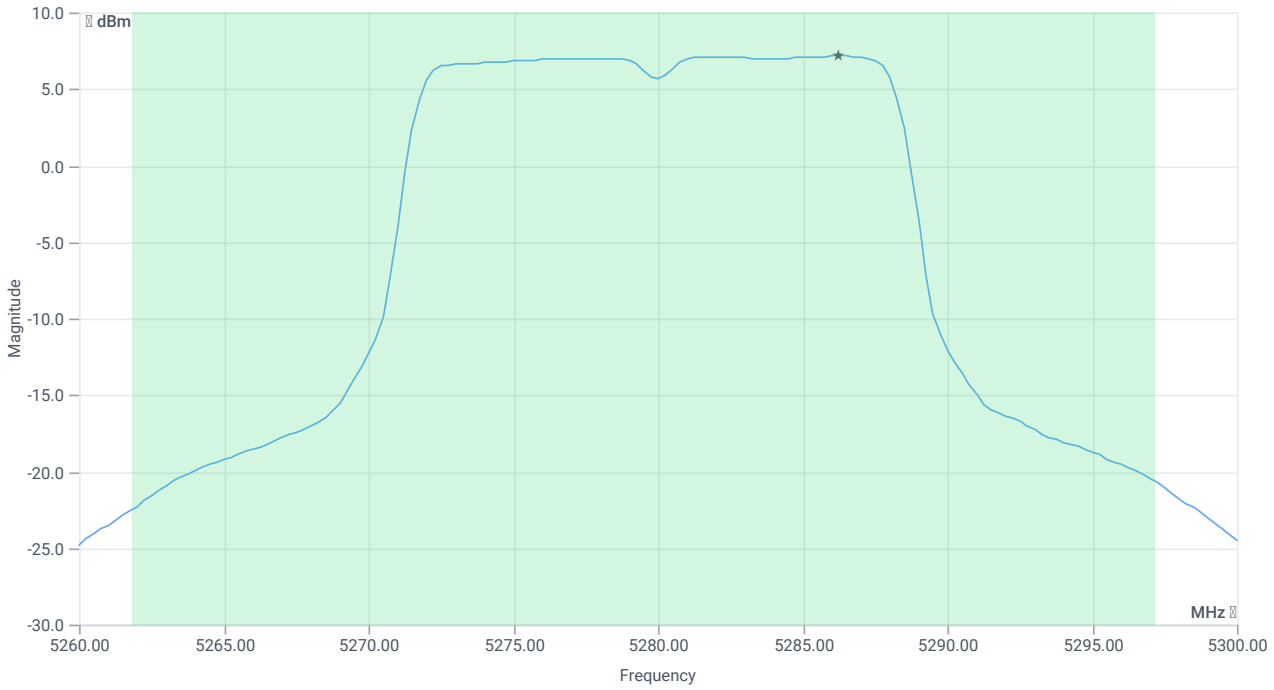

Max OP and PSD

RESULT

DESCRIPTION	LOWER LIMIT	UPPER LIMIT	MEASURED	UNIT	VERDICT
Max Output Power	---	---	18.81	dBm	INFO
Duty Cycle Correction	---	---	0	dB	INFO
Limit absolute					
Max Output Power DC corrected	---	24	18.81	dBm	PASS
Limit: 11 dBm + 10 log 35.32					
Max Output Power DC corrected	---	26.48	18.81	dBm	PASS

Power Spectral Density

RESULT

DESCRIPTION	LOWER LIMIT	UPPER LIMIT	MEASURED	UNIT	VERDICT
Power Spectral Density	---	---	7.17	dBm/1MHz	INFO
Duty Cycle Correction	---	---	0	dB	INFO
Power Spectral Density DC corrected	---	11	7.17	dBm/1MHz	PASS

Verdict
PASS

FCC 15.407, ISED RSS247 # Bandwidths 99PCT and 20dB ~ WLAN5Gx a mode U-NII-2A

References

TC start	17.01.2024 11:49:38
Ambit temp [°C] | humidity [rel%]	21.8 | 27
System version	4.7.1.5
Standard | Version	FCC 15.407, ISED RSS247 | NI
Method	26dB Bandwidth KDB789033 D02, C.1 / ISED RSS-GEN
Description	FCC 15.407 Bandwidths - WLAN5Gx a mode U-NII-2A
Information	

EUT Common Settings WLAN5Gx

Number of Antenna Ports	2
User Interaction	No
Device Class UNII_1	Client
Limit W52 Japan	Standard

Test Parameter

Technology to test	WLAN5Gx a mode
Antenna port used	1
Temperature	nom
Voltage	nom
Frequency low to test	False | Freq [MHz] 5260
Frequency mid to test	True | Freq [MHz] 5280
Frequency high to test	False | Freq [MHz] 5320
Auto control enabled power supply | Climatic Box	No | No
Additional path loss [dB]	1.4
Full path name | type	EUT - SignalingUnit - SpectrumAnalyzer

Equipment

Signal analyzer,Rohde&Schwarz,FSV-40,1307.9002K40/101042,3.70
Switch matrix,CTCadvanced,SPM-4 NI DAQ,28016133,NI

Test at TX 5280 MHz

RESULT: Reference Power cond.

DESCRIPTION	LOWER LIMIT	UPPER LIMIT	MEASURED	UNIT	VERDICT
Ref. Power 1MHz/1MHz cond.	---	---	14.84	dBm	INFO
Ref. Frequency	---	---	5275.800	MHz	INFO

READ SA SETTINGS:

RefLevel [dBm] | RefLevelOffset [dB] | InpAtt [dB]	22.84 | 16.2 | 25
Start [MHz] | Stop [MHz]	5255.000 | 5305.000
RBW [MHz] | VBW [MHz]	0.300000 | 1.000000
Detector | TraceMode	POS | MAXH
Sweep: time [ms] | count | points per Section | type	1 | 2500 | 1001 | SWE

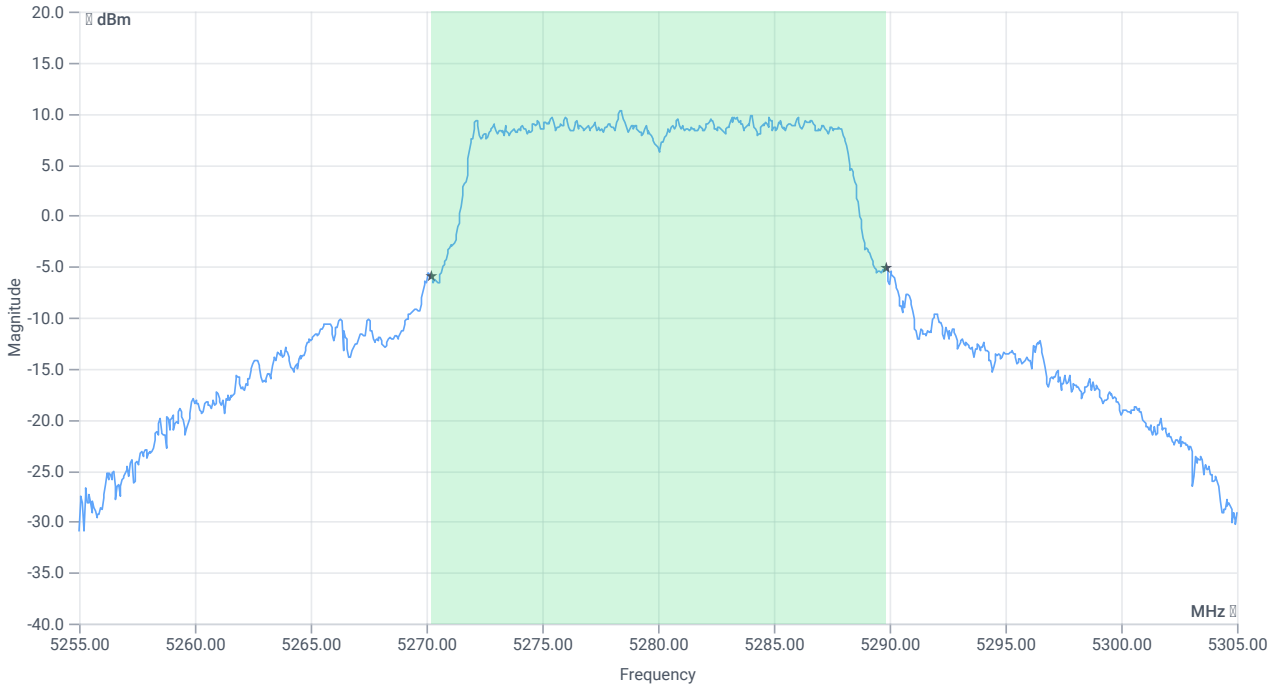

BW 99PCT

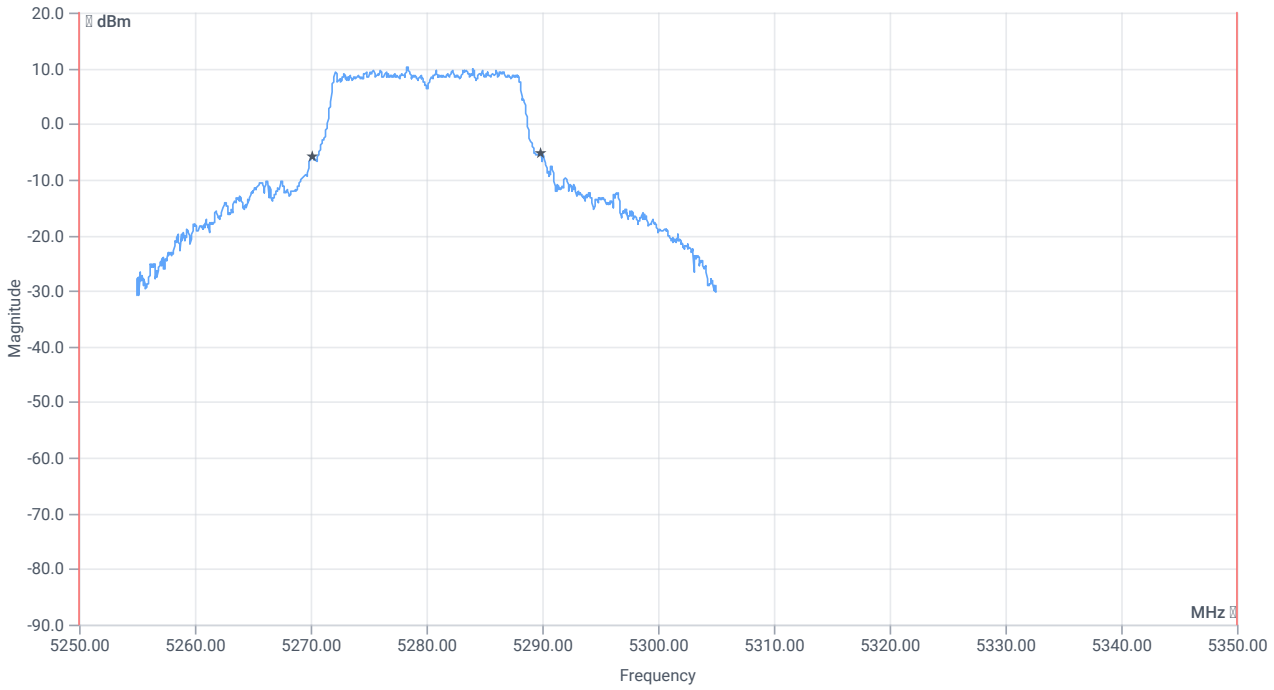

BW within Band 99PCT

RESULT

DESCRIPTION	LOWER LIMIT	UPPER LIMIT	MEASURED	UNIT	VERDICT
Bandwidth 99%	---	---	19.68	MHz	INFO
T1 99%	5250.000000	---	5270.2098	MHz	PASS since U-NII-1 is supported
T2 99%	---	5350.000000	5289.8901	MHz	PASS

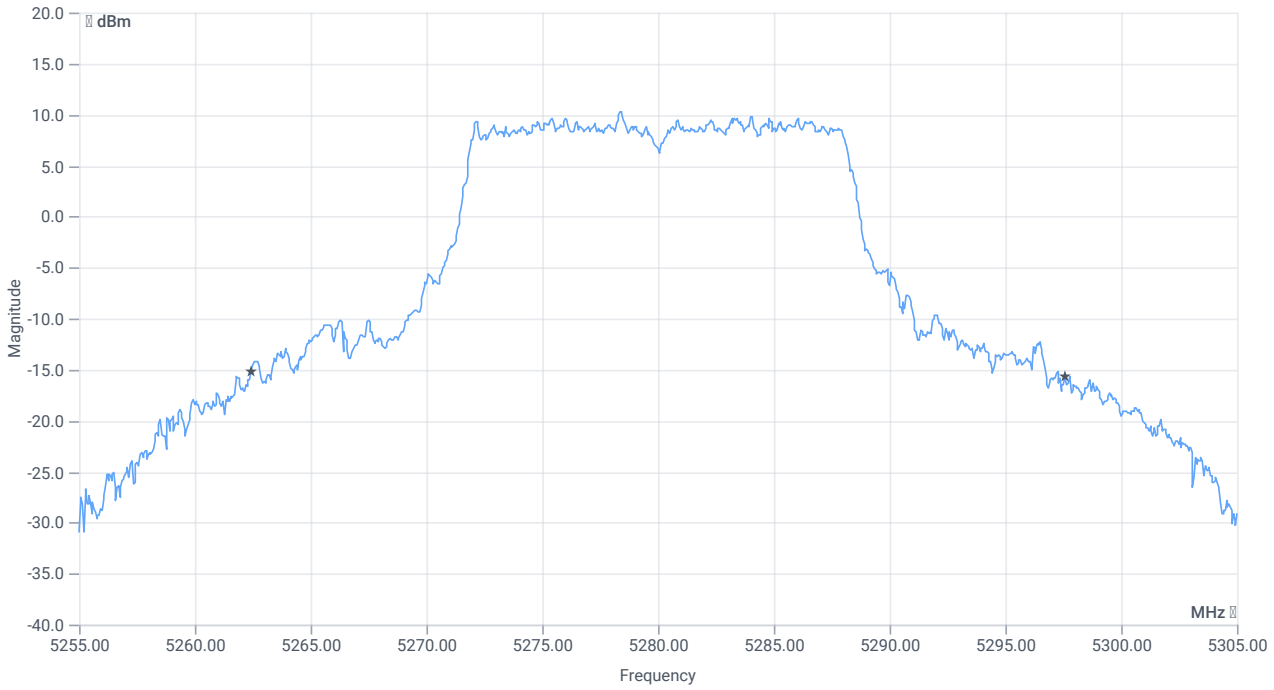

BW 26dB

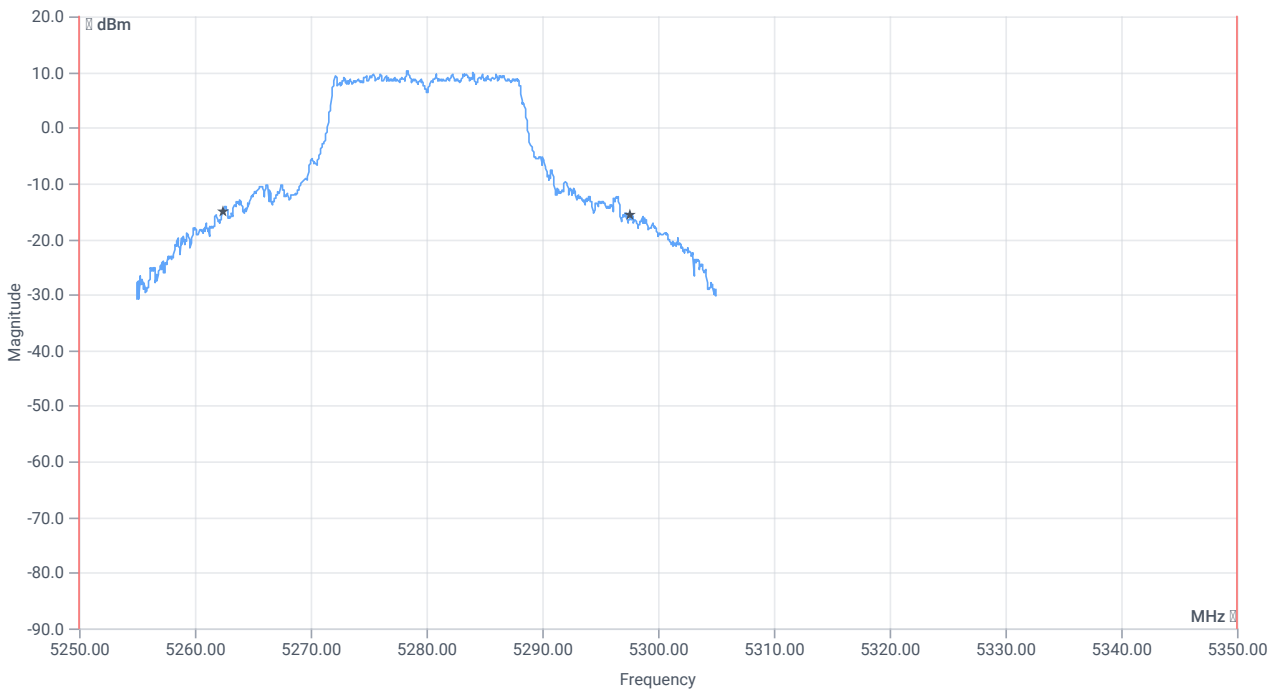

BW within Band 26dB

RESULT

DESCRIPTION	LOWER LIMIT	UPPER LIMIT	MEASURED	UNIT	VERDICT
Bandwidth 26dB	---	---	35.15	MHz	INFO

RESULT

DESCRIPTION	LOWER LIMIT	UPPER LIMIT	MEASURED	UNIT	VERDICT
T1 26dB	5250.000000	---	5262.4000	MHz	PASS since U-NII-1 is supported
T2 26dB	---	5350.000000	5297.5500	MHz	PASS

Verdict
PASS

FCC 15.407 # Max output power and psd ~ WLAN5Gx a mode U-NII-2A

References

TC start	17.01.2024 11:50:11
Ambit temp [°C] | humidity [rel%]	21.9 | 27
System version	4.7.1.5
Standard | Version	FCC 15.407 | NI
Method	KDB789033 D02, F., E.2.e.
Description	FCC 15.407 Max Output Power & PSD - WLAN5Gx a mode U-NII-2A
Information	

EUT Common Settings WLAN5Gx

Number of Antenna Ports	2
User Interaction	No
Device Class UNII_1	Client
Limit W52 Japan	Standard

Test Parameter

Technology to test	WLAN5Gx a mode
Antenna port used	2
Temperature	nom
Voltage	nom
Frequency low to test	False | Freq [MHz] 5260
Frequency mid to test	True | Freq [MHz] 5280
Frequency high to test	False | Freq [MHz] 5320
Auto control enabled power supply | Climatic Box	No | No
Additional path loss [dB]	1.4
Full path name | type	EUT - SignalingUnit - SpectrumAnalyzer

Equipment

Signal analyzer,Rohde&Schwarz,FSV-40,1307.9002K40/101042,3.70
Switch matrix,CTCadvanced,SPM-4 NI DAQ,28016133,NI

Test at TX 5280 MHz

RESULT: Reference Power cond.

DESCRIPTION	LOWER LIMIT	UPPER LIMIT	MEASURED	UNIT	VERDICT
Ref. Power 1MHz/1MHz cond.	---	---	17.67	dBm	INFO
Ref. Frequency	---	---	5284.200	MHz	INFO

Evaluation max. Duty Cycle

Duty Cycle evaluation

DESCRIPTION	LOWER LIMIT	UPPER LIMIT	MEASURED	UNIT	VERDICT
No enough Bursts detected, Duty Cycle Burst Ratio set to 1					
Duty Cycle (Burst Ratio) max	---	---	1	---	INFO
Duty Cycle max	---	---	0	dB	INFO
Duty Cycle (Burst Ratio) min	---	---	1	---	INFO
Duty Cycle min	---	---	0	dB	INFO

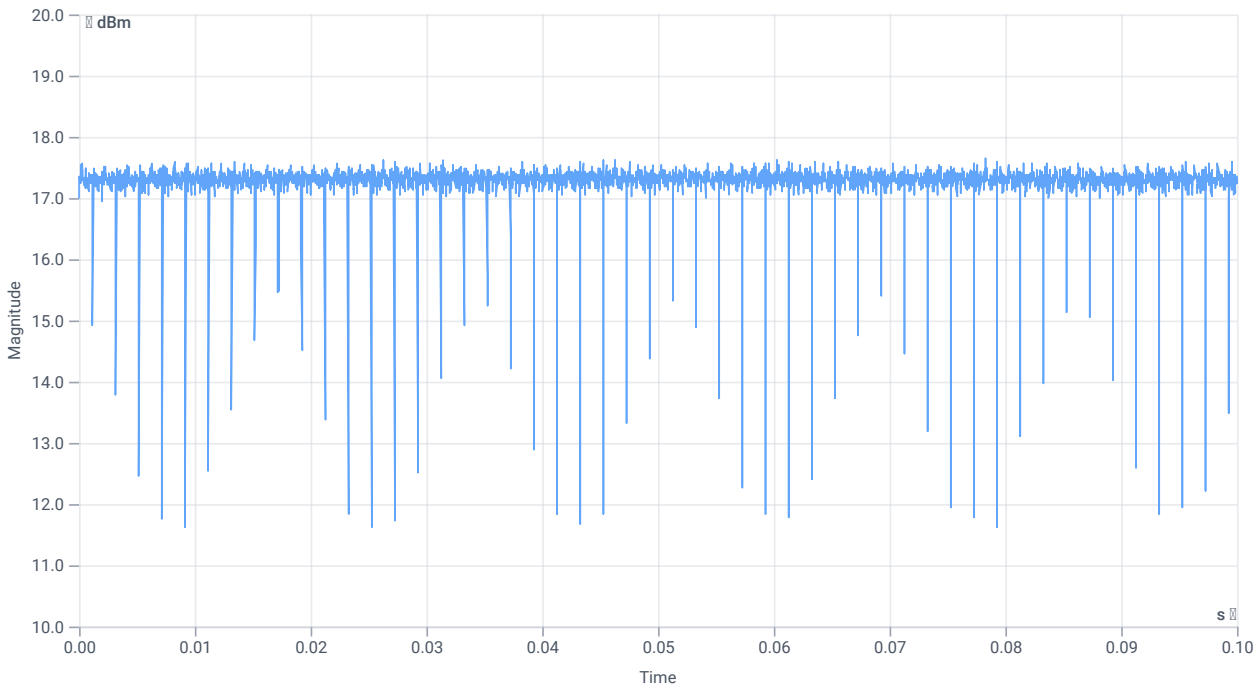

Duty cycle

Evaluation Bandwidth

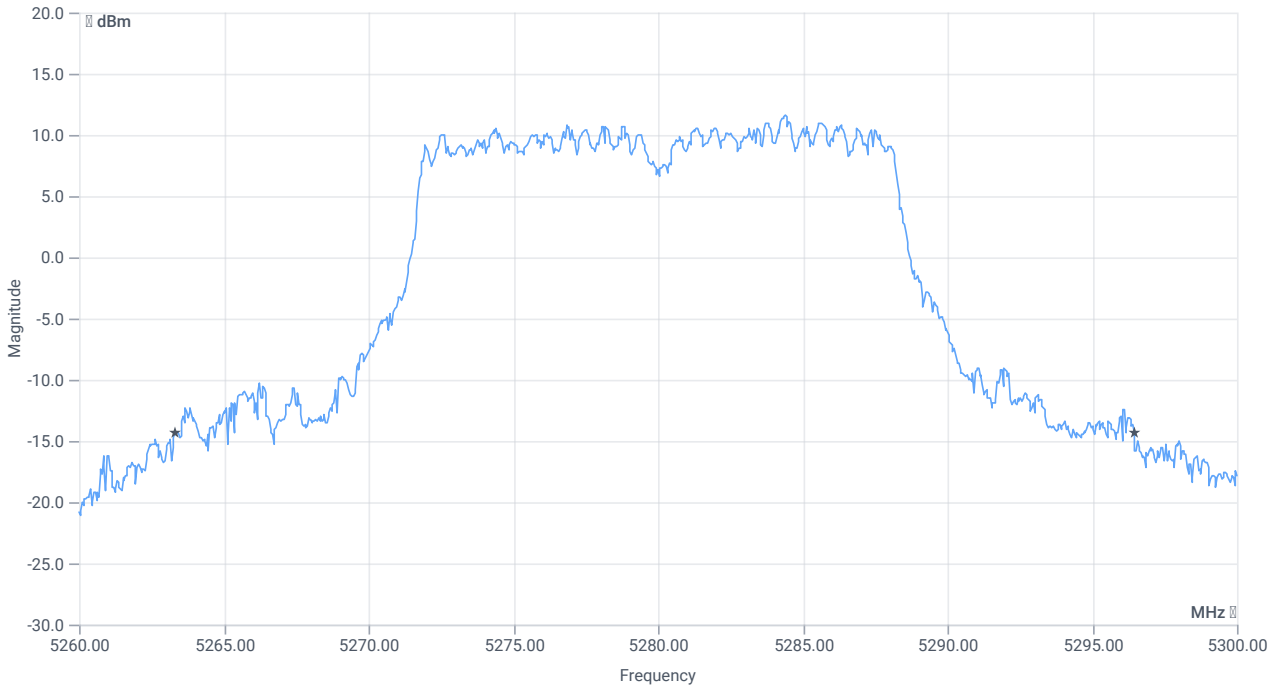

BW 26dB

RESULT

DESCRIPTION	LOWER LIMIT	UPPER LIMIT	MEASURED	UNIT	VERDICT
Bandwidth 26dB	---	---	33.12	MHz	INFO
T1 26dB	---	---	5263.3200	MHz	INFO
T2 26dB	---	---	5296.4400	MHz	INFO

Maximum Output Power

READ SA SETTINGS:

RefLevel [dBm] | RefLevelOffset [dB] | InpAtt [dB]	29.67 | 16.2 | 30
Start [MHz] | Stop [MHz]	5260.000 | 5300.000
RBW [MHz] | VBW [MHz]	1.000000 | 3.000000
Detector | TraceMode	RMS | MAXH
Sweep: time [ms] | count | points per Section | type	53700 | 1 | 161 | SWE

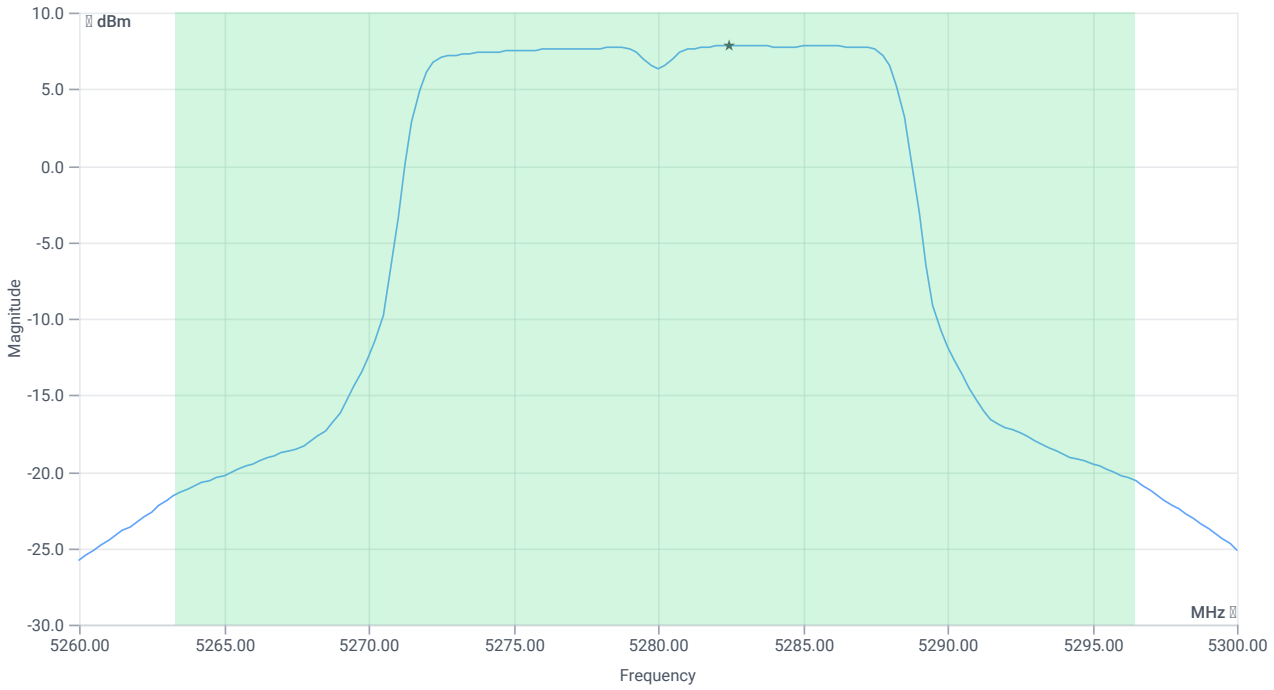

Max OP and PSD

RESULT

DESCRIPTION	LOWER LIMIT	UPPER LIMIT	MEASURED	UNIT	VERDICT
Max Output Power	---	---	19.49	dBm	INFO
Duty Cycle Correction	---	---	0	dB	INFO
Limit absolute					
Max Output Power DC corrected	---	24	19.49	dBm	PASS
Limit: 11 dBm + 10 log 33.12					
Max Output Power DC corrected	---	26.2	19.49	dBm	PASS

Power Spectral Density

RESULT

DESCRIPTION	LOWER LIMIT	UPPER LIMIT	MEASURED	UNIT	VERDICT
Power Spectral Density	---	---	7.83	dBm/1MHz	INFO
Duty Cycle Correction	---	---	0	dB	INFO
Power Spectral Density DC corrected	---	11	7.83	dBm/1MHz	PASS

Verdict
PASS

FCC 15.407, ISED RSS247 # Bandwidths 99PCT and 20dB ~ WLAN5Gx a mode U-NII-2A

References

TC start	17.01.2024 11:53:07
Ambit temp [°C] | humidity [rel%]	21.9 | 27
System version	4.7.1.5
Standard | Version	FCC 15.407, ISED RSS247 | NI
Method	26dB Bandwidth KDB789033 D02, C.1 / ISED RSS-GEN
Description	FCC 15.407 Bandwidths - WLAN5Gx a mode U-NII-2A
Information	

EUT Common Settings WLAN5Gx

Number of Antenna Ports	2
User Interaction	No
Device Class UNII_1	Client
Limit W52 Japan	Standard

Test Parameter

Technology to test	WLAN5Gx a mode
Antenna port used	2
Temperature	nom
Voltage	nom
Frequency low to test	False | Freq [MHz] 5260
Frequency mid to test	True | Freq [MHz] 5280
Frequency high to test	False | Freq [MHz] 5320
Auto control enabled power supply | Climatic Box	No | No
Additional path loss [dB]	1.4
Full path name | type	EUT - SignalingUnit - SpectrumAnalyzer

Equipment

Signal analyzer,Rohde&Schwarz,FSV-40,1307.9002K40/101042,3.70
Switch matrix,CTCadvanced,SPM-4 NI DAQ,28016133,NI

Test at TX 5280 MHz

RESULT: Reference Power cond.

DESCRIPTION	LOWER LIMIT	UPPER LIMIT	MEASURED	UNIT	VERDICT
Ref. Power 1MHz/1MHz cond.	---	---	15.64	dBm	INFO
Ref. Frequency	---	---	5285.990	MHz	INFO

READ SA SETTINGS:

RefLevel [dBm] | RefLevelOffset [dB] | InpAtt [dB]	23.64 | 16.2 | 25
Start [MHz] | Stop [MHz]	5255.000 | 5305.000
RBW [MHz] | VBW [MHz]	0.300000 | 1.000000
Detector | TraceMode	POS | MAXH
Sweep: time [ms] | count | points per Section | type	1 | 2500 | 1001 | SWE

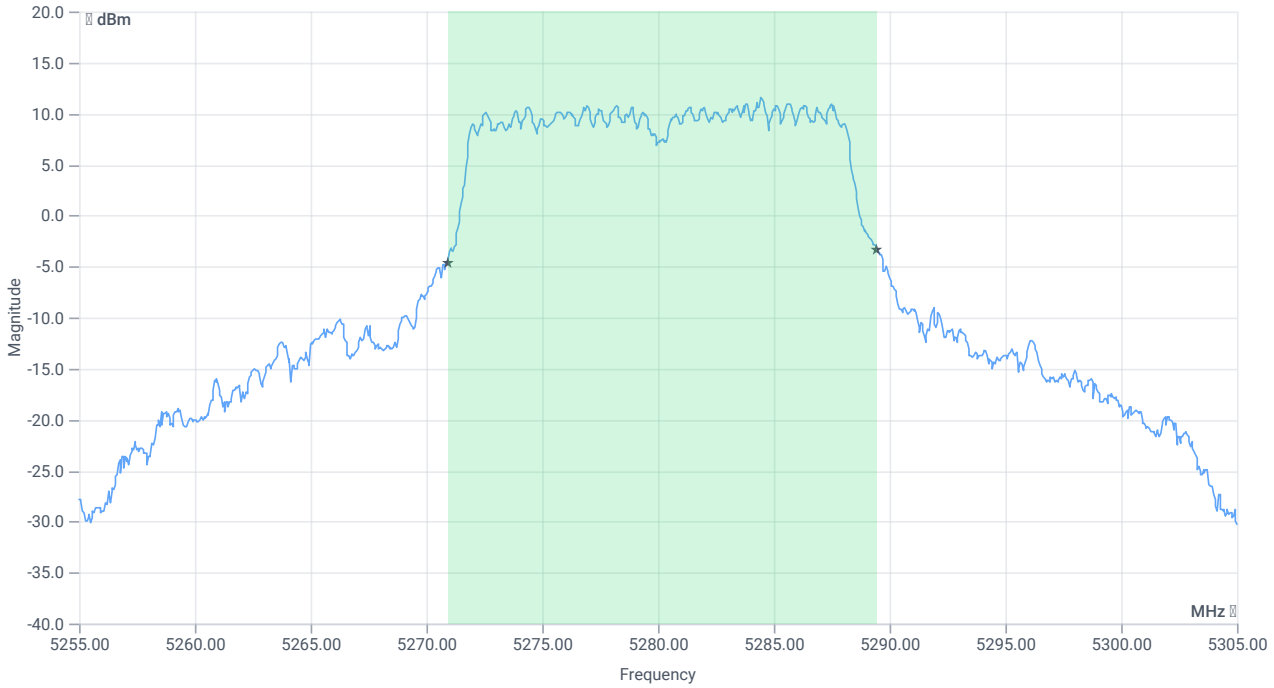

BW 99PCT

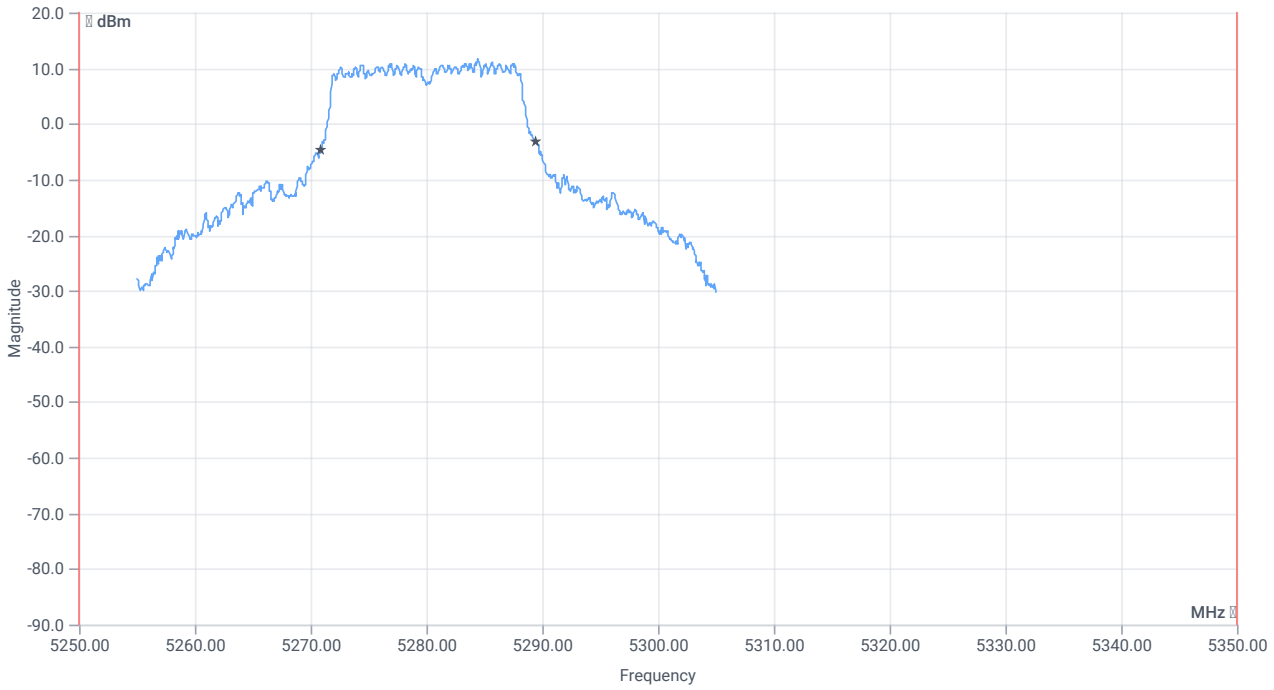

BW within Band 99PCT

RESULT

DESCRIPTION	LOWER LIMIT	UPPER LIMIT	MEASURED	UNIT	VERDICT
Bandwidth 99%	---	---	18.531	MHz	INFO
T1 99%	5250.000000	---	5270.9091	MHz	PASS since U-NII-1 is supported
T2 99%	---	5350.000000	5289.4406	MHz	PASS

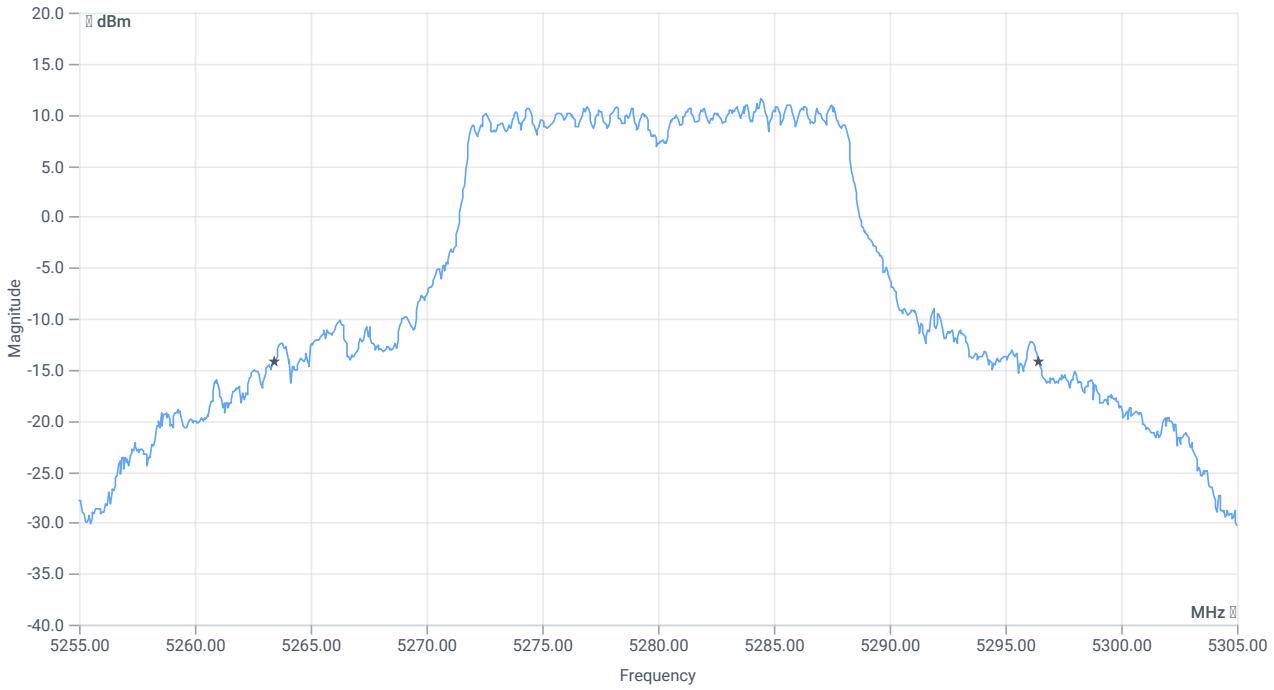

BW 26dB

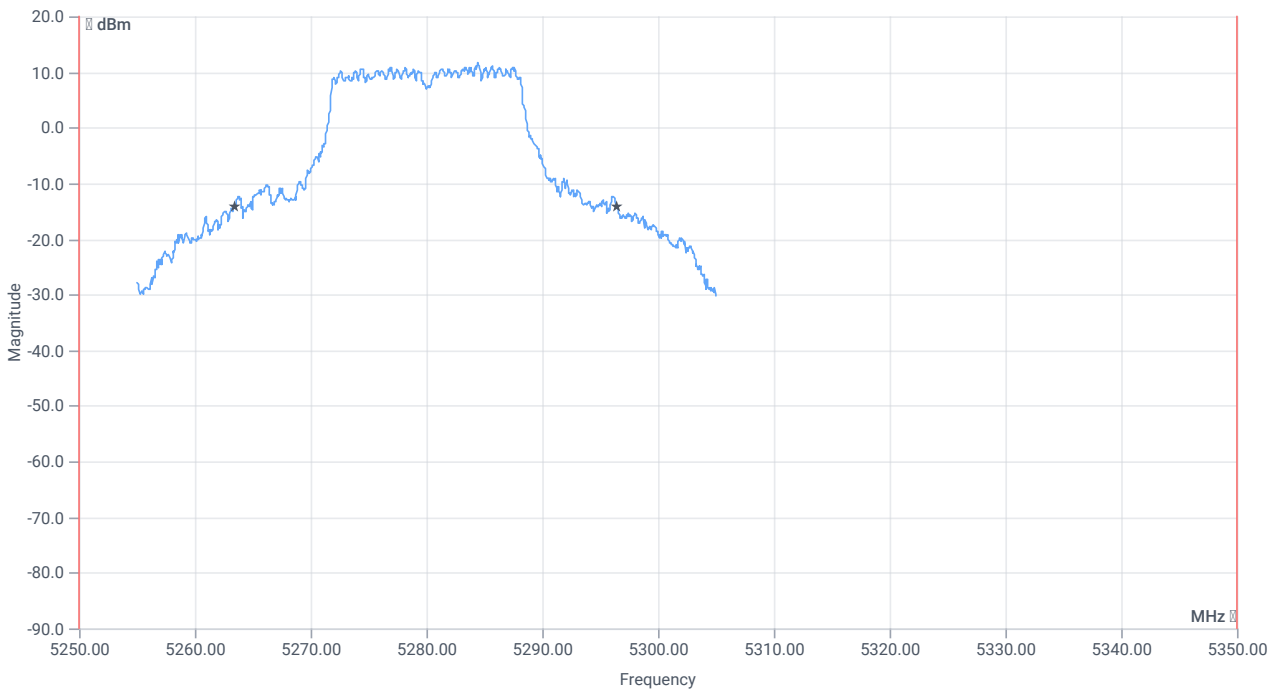

BW within Band 26dB

RESULT

DESCRIPTION	LOWER LIMIT	UPPER LIMIT	MEASURED	UNIT	VERDICT
Bandwidth 26dB	---	---	33.05	MHz	INFO

RESULT

DESCRIPTION	LOWER LIMIT	UPPER LIMIT	MEASURED	UNIT	VERDICT
T1 26dB	5250.000000	---	5263.4000	MHz	PASS since U-NII-1 is supported
T2 26dB	---	5350.000000	5296.4500	MHz	PASS

Verdict
PASS

FCC 15.407 # MIMO ∑ Max output power and psd ~ WLAN5Gx a mode U-NII-2A

References

TC start	17.01.2024 11:53:38
Ambit temp [°C] | humidity [rel%]	21.9 | 27
System version	4.7.1.5
Standard | Version	FCC 15.407 | NI
Method	
Description	MIMO ∑ FCC Power & psd - WLAN5Gx a mode U-NII-2A
Information	

EUT Common Settings WLAN5Gx

Number of Antenna Ports	2
User Interaction	No
Device Class UNII_1	Client
Limit W52 Japan	Standard

Test Parameter

Technology to test	WLAN5Gx a mode
Antenna port used	several
Temperature	nom
Voltage	nom
Frequency low to test	False | Freq [MHz] 5260
Frequency mid to test	True | Freq [MHz] 5280
Frequency high to test	False | Freq [MHz] 5320
Auto control enabled power supply | Climatic Box	No | No
Additional path loss [dB]	1.4
Full path name | type	None

Equipment

Test at TX 5280 MHz

RESULT Power

DESCRIPTION	LOWER LIMIT	UPPER LIMIT	MEASURED	UNIT	VERDICT
Ant:1 Max Output Power DC corrected	---	---	18.81	dBm	INFO
Ant:1 BW 26dB	---	---	35.320	MHz	INFO
Ant:2 Max Output Power DC corrected	---	---	19.49	dBm	INFO
Ant:2 BW 26dB	---	---	33.120	MHz	INFO
∑ Limit absolute	---	24	22.17	dBm	PASS
∑ Limit: 11 dBm + 10 log 33.12	---	26.2	22.17	dBm	PASS

RESULT PSD

DESCRIPTION	LOWER LIMIT	UPPER LIMIT	MEASURED	UNIT	VERDICT
Ant:1 PSD	---	---	7.17	dBm/1MHz	INFO
Ant:2 PSD	---	---	7.83	dBm/1MHz	INFO
∑	---	11	10.52	dBm/1MHz	PASS

Verdict
PASS

NA # Message with SA scan ~

References

TC start	17.01.2024 12:05:41
Ambit temp [°C] | humidity [rel%]	21.9 | 27
System version	4.7.1.5
Standard | Version	NA | NI
Method	
Description	Message with SA Scan a_mode_U_NII_2A
Information	

Test Parameter

Switched Path	EUT - SignalingUnit - SpectrumAnalyzer
Message start	17.01.2024 12:05:41
Message	set WLAN5Gx to a_mode_U_NII_2A, Frequency [MHz] 5320 Information:

Equipment

Signal analyzer,Rohde&Schwarz,FSV-40,1307.9002K40/101042,3.70
Switch matrix,CTCadvanced,SPM-4 NI DAQ,28016133,NI

Verdict
INFO

FCC 15.407 # Max output power and psd ~ WLAN5Gx a mode U-NII-2A

References

TC start	17.01.2024 12:06:59
Ambit temp [°C] | humidity [rel%]	21.9 | 28
System version	4.7.1.5
Standard | Version	FCC 15.407 | NI
Method	KDB789033 D02, F., E.2.e.
Description	FCC 15.407 Max Output Power & PSD - WLAN5Gx a mode U-NII-2A
Information	

EUT Common Settings WLAN5Gx

Number of Antenna Ports	2
User Interaction	No
Device Class UNII_1	Client
Limit W52 Japan	Standard

Test Parameter

Technology to test	WLAN5Gx a mode
Antenna port used	1
Temperature	nom
Voltage	nom
Frequency low to test	False | Freq [MHz] 5260
Frequency mid to test	False | Freq [MHz] 5280
Frequency high to test	True | Freq [MHz] 5320
Auto control enabled power supply | Climatic Box	No | No
Additional path loss [dB]	1.4
Full path name | type	EUT - SignalingUnit - SpectrumAnalyzer

Equipment

Signal analyzer,Rohde&Schwarz,FSV-40,1307.9002K40/101042,3.70
Switch matrix,CTCadvanced,SPM-4 NI DAQ,28016133,NI

Test at TX 5320 MHz

RESULT: Reference Power cond.

DESCRIPTION	LOWER LIMIT	UPPER LIMIT	MEASURED	UNIT	VERDICT
Ref. Power 1MHz/1MHz cond.	---	---	14.66	dBm	INFO
Ref. Frequency	---	---	5317.600	MHz	INFO

Evaluation max. Duty Cycle

Duty Cycle evaluation

DESCRIPTION	LOWER LIMIT	UPPER LIMIT	MEASURED	UNIT	VERDICT
No enough Bursts detected, Duty Cycle Burst Ratio set to 1					
Duty Cycle (Burst Ratio) max	---	---	1	---	INFO
Duty Cycle max	---	---	0	dB	INFO
Duty Cycle (Burst Ratio) min	---	---	1	---	INFO
Duty Cycle min	---	---	0	dB	INFO

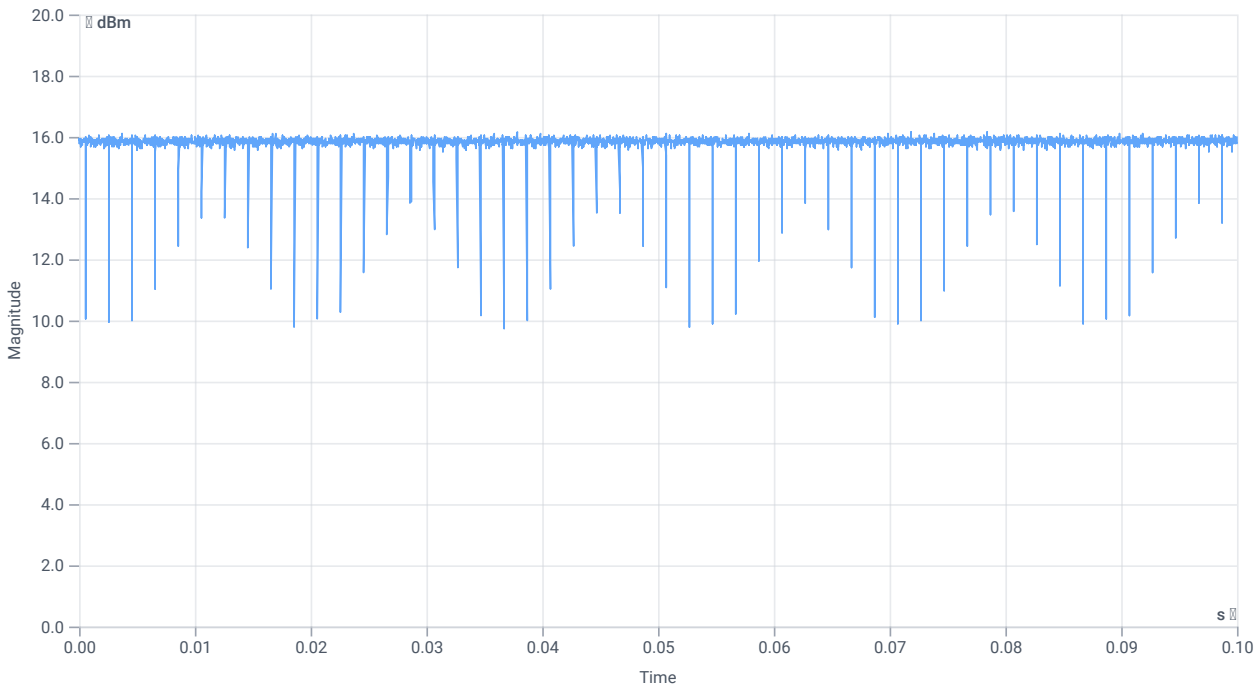

Duty cycle

Evaluation Bandwidth

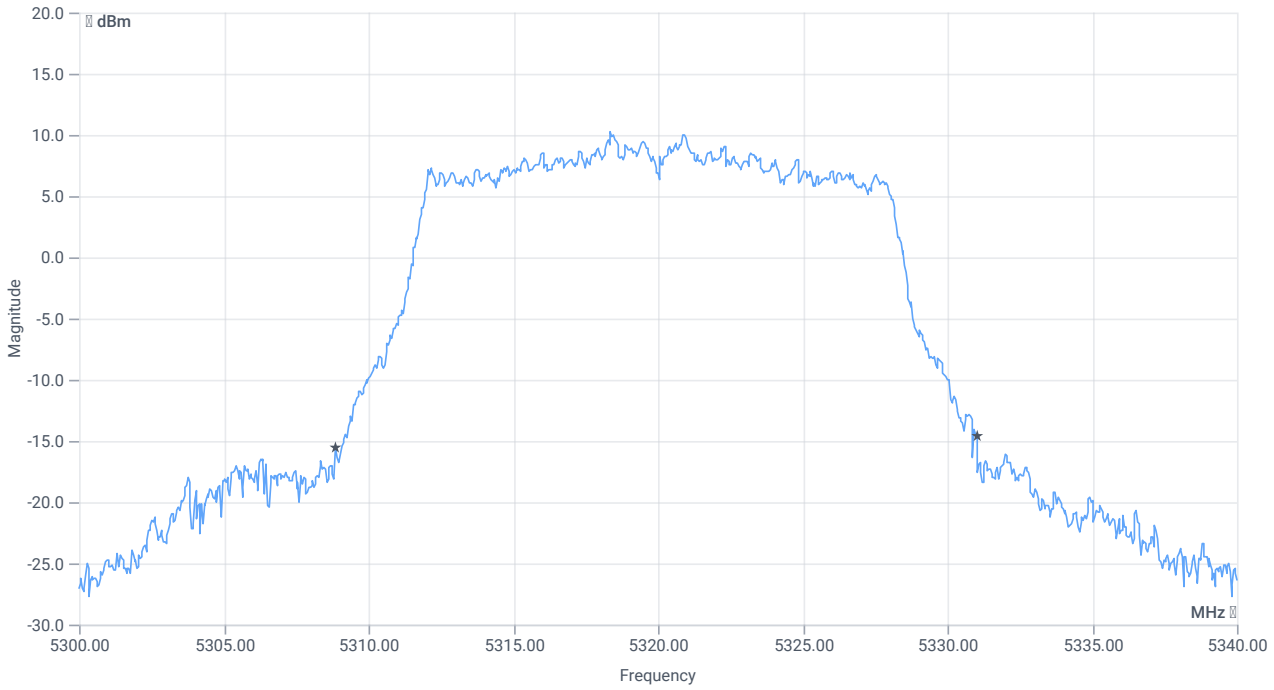

BW 26dB

RESULT

DESCRIPTION	LOWER LIMIT	UPPER LIMIT	MEASURED	UNIT	VERDICT
Bandwidth 26dB	---	---	22.16	MHz	INFO
T1 26dB	---	---	5308.8400	MHz	INFO
T2 26dB	---	---	5331.0000	MHz	INFO

Maximum Output Power

READ SA SETTINGS:

RefLevel [dBm] | RefLevelOffset [dB] | InpAtt [dB]	26.66 | 16.26 | 25
Start [MHz] | Stop [MHz]	5300.000 | 5340.000
RBW [MHz] | VBW [MHz]	1.000000 | 3.000000
Detector | TraceMode	RMS | MAXH
Sweep: time [ms] | count | points per Section | type	53700 | 1 | 161 | SWE

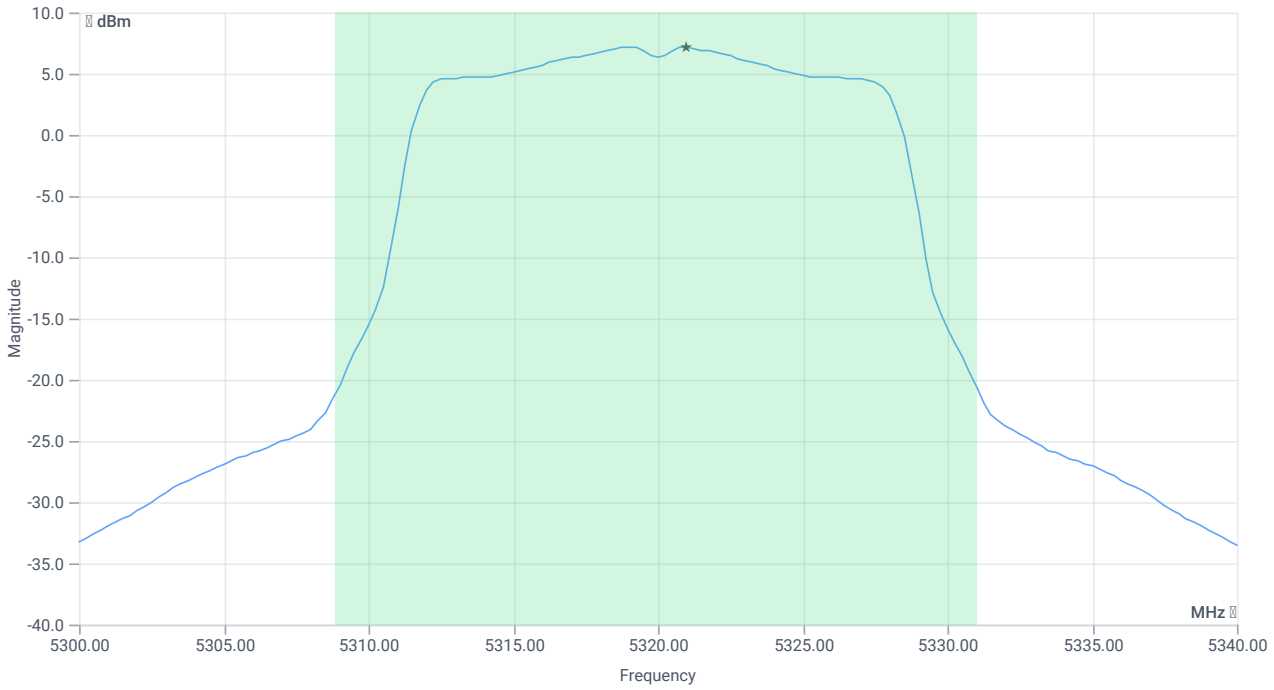

Max OP and PSD

RESULT

DESCRIPTION	LOWER LIMIT	UPPER LIMIT	MEASURED	UNIT	VERDICT
Max Output Power	---	---	17.68	dBm	INFO
Duty Cycle Correction	---	---	0	dB	INFO
Limit absolute					
Max Output Power DC corrected	---	24	17.68	dBm	PASS
Limit: 11 dBm + 10 log 22.16					
Max Output Power DC corrected	---	24.46	17.68	dBm	PASS

Power Spectral Density

RESULT

DESCRIPTION	LOWER LIMIT	UPPER LIMIT	MEASURED	UNIT	VERDICT
Power Spectral Density	---	---	7.18	dBm/1MHz	INFO
Duty Cycle Correction	---	---	0	dB	INFO
Power Spectral Density DC corrected	---	11	7.18	dBm/1MHz	PASS

Verdict
PASS

FCC 15.407, ISED RSS247 # Bandwidths 99PCT and 20dB ~ WLAN5Gx a mode U-NII-2A

References

TC start	17.01.2024 12:09:55
Ambit temp [°C] | humidity [rel%]	21.9 | 28
System version	4.7.1.5
Standard | Version	FCC 15.407, ISED RSS247 | NI
Method	26dB Bandwidth KDB789033 D02, C.1 / ISED RSS-GEN
Description	FCC 15.407 Bandwidths - WLAN5Gx a mode U-NII-2A
Information	

EUT Common Settings WLAN5Gx

Number of Antenna Ports	2
User Interaction	No
Device Class UNII_1	Client
Limit W52 Japan	Standard

Test Parameter

Technology to test	WLAN5Gx a mode
Antenna port used	1
Temperature	nom
Voltage	nom
Frequency low to test	False | Freq [MHz] 5260
Frequency mid to test	False | Freq [MHz] 5280
Frequency high to test	True | Freq [MHz] 5320
Auto control enabled power supply | Climatic Box	No | No
Additional path loss [dB]	1.4
Full path name | type	EUT - SignalingUnit - SpectrumAnalyzer

Equipment

Signal analyzer,Rohde&Schwarz,FSV-40,1307.9002K40/101042,3.70
Switch matrix,CTCadvanced,SPM-4 NI DAQ,28016133,NI

Test at TX 5320 MHz

RESULT: Reference Power cond.

DESCRIPTION	LOWER LIMIT	UPPER LIMIT	MEASURED	UNIT	VERDICT
Ref. Power 1MHz/1MHz cond.	---	---	15.38	dBm	INFO
Ref. Frequency	---	---	5321.200	MHz	INFO

READ SA SETTINGS:

RefLevel [dBm] | RefLevelOffset [dB] | InpAtt [dB]	23.38 | 16.26 | 25
Start [MHz] | Stop [MHz]	5295.000 | 5345.000
RBW [MHz] | VBW [MHz]	0.300000 | 1.000000
Detector | TraceMode	POS | MAXH
Sweep: time [ms] | count | points per Section | type	1 | 2500 | 1001 | SWE

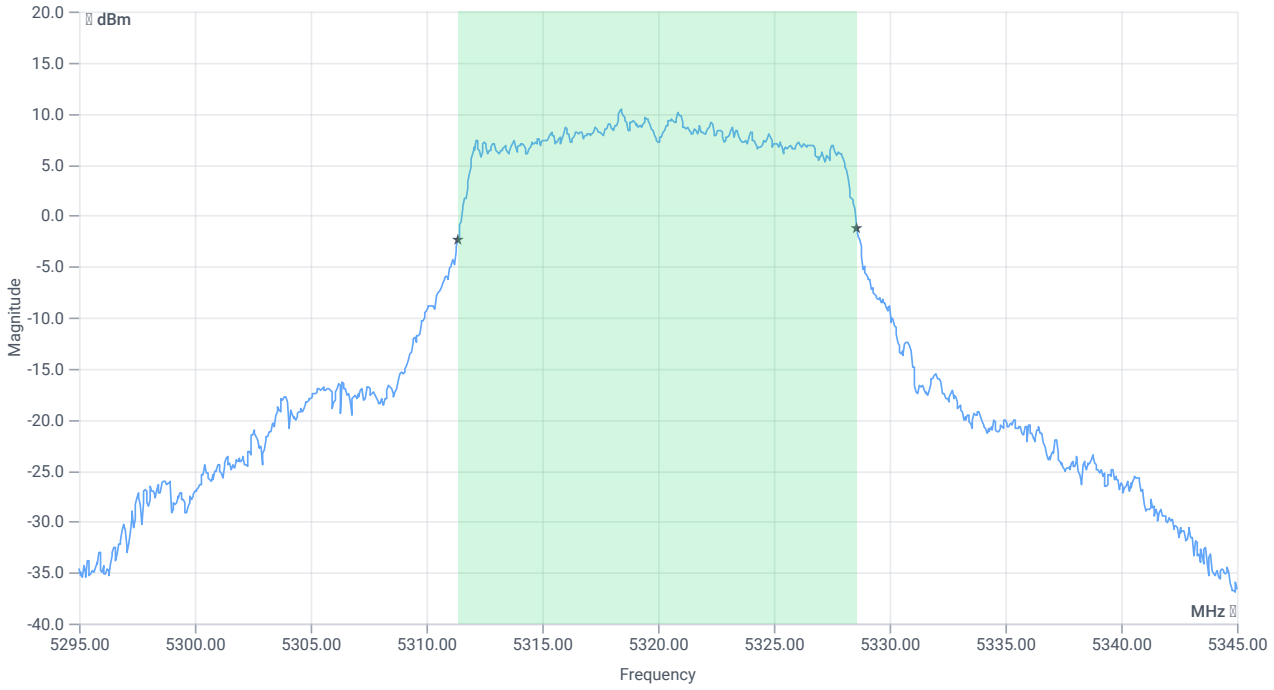

BW 99PCT

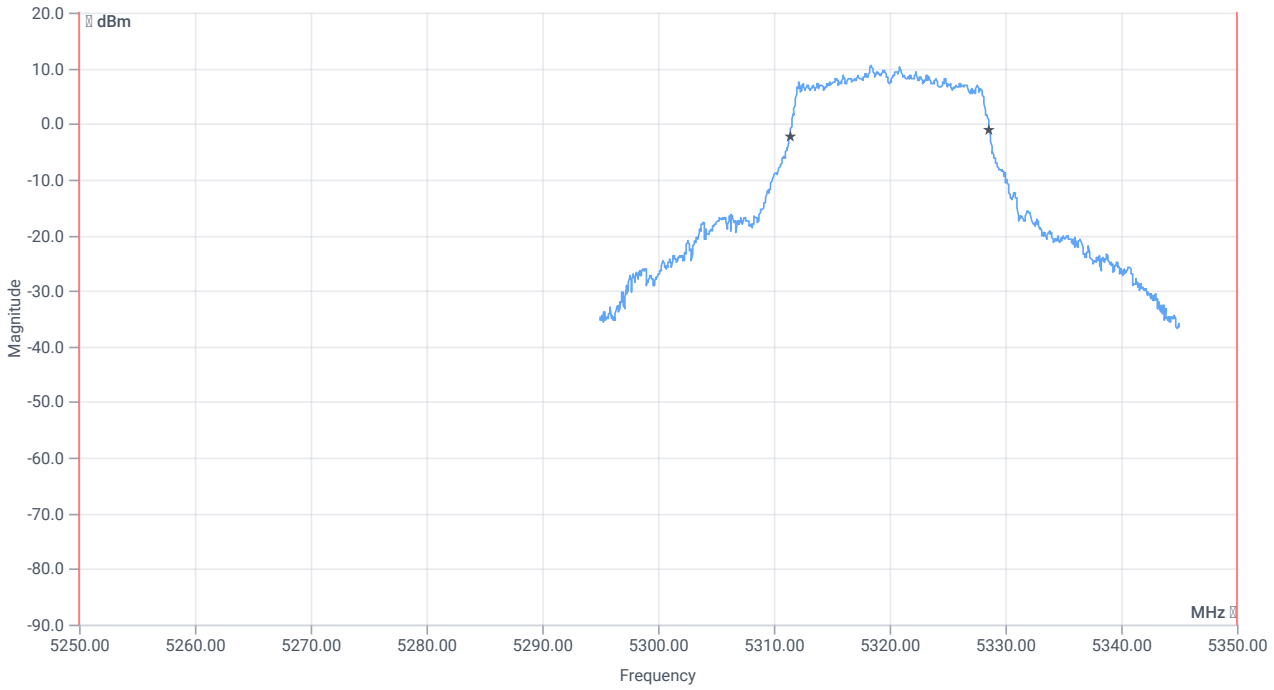

BW within Band 99PCT

RESULT

DESCRIPTION	LOWER LIMIT	UPPER LIMIT	MEASURED	UNIT	VERDICT
Bandwidth 99%	---	---	17.233	MHz	INFO
T1 99%	5250.000000	---	5311.3586	MHz	PASS since U-NII-1 is supported
T2 99%	---	5350.000000	5328.5914	MHz	PASS

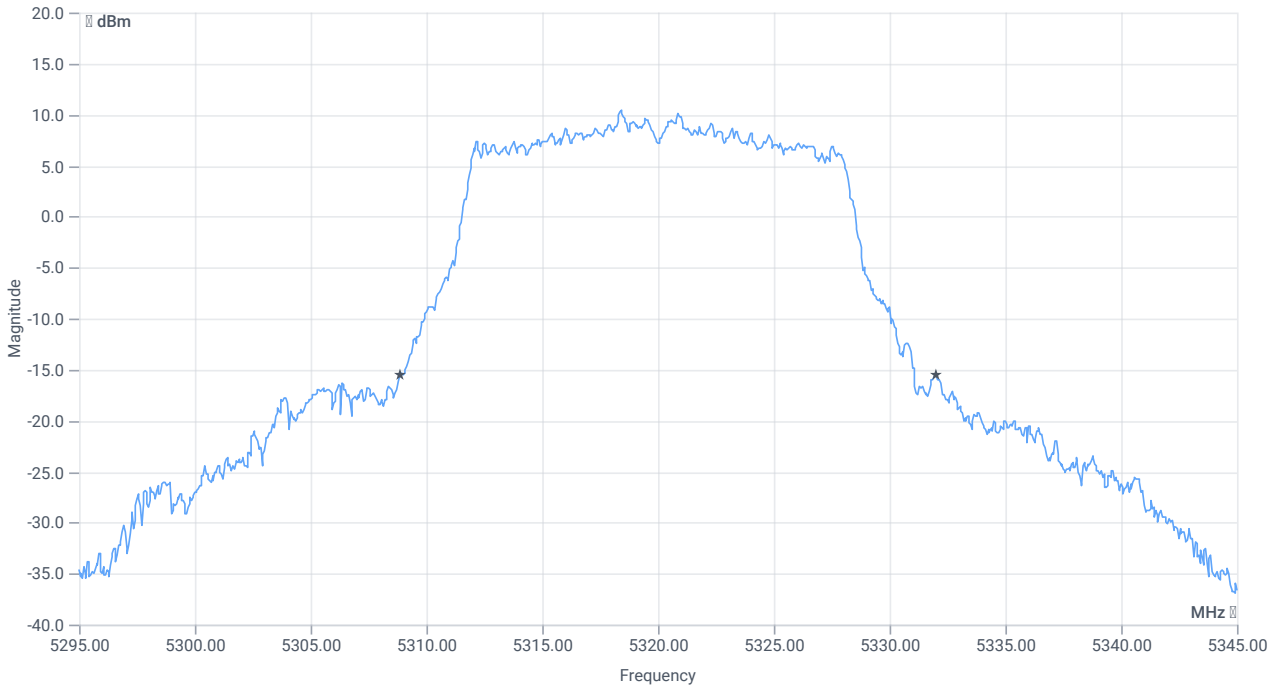

BW 26dB

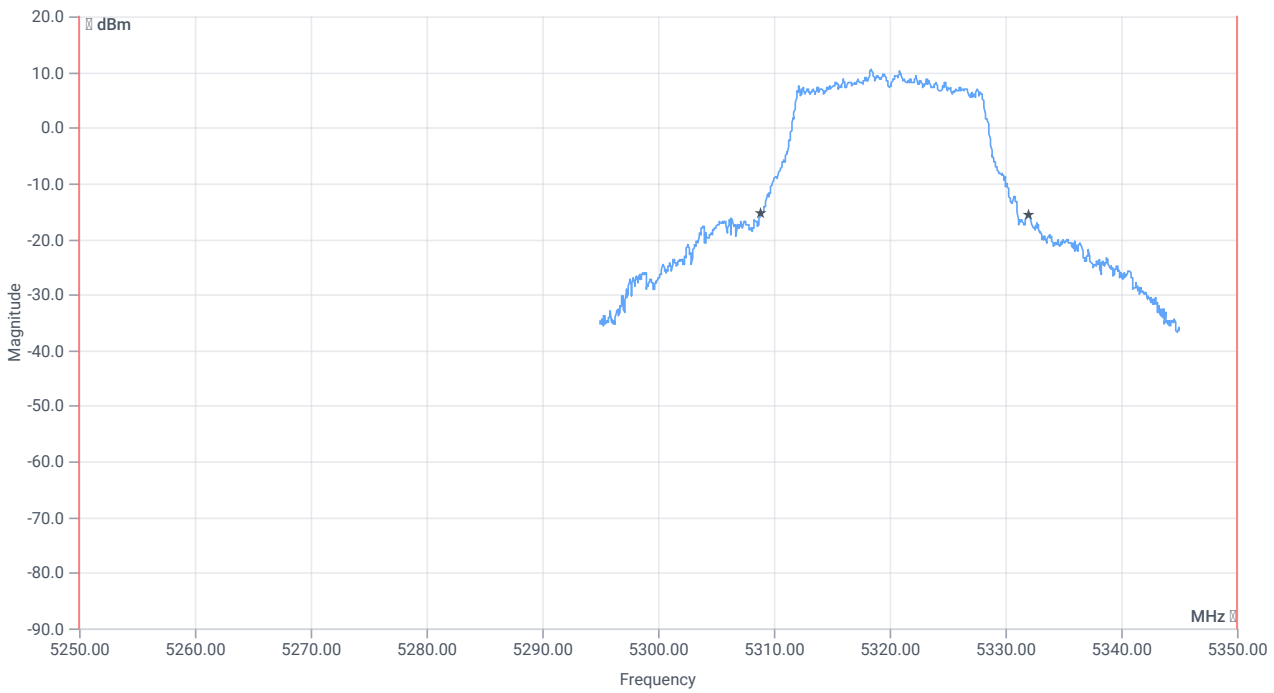

BW within Band 26dB

RESULT

DESCRIPTION	LOWER LIMIT	UPPER LIMIT	MEASURED	UNIT	VERDICT
Bandwidth 26dB	---	---	23.15	MHz	INFO

RESULT

DESCRIPTION	LOWER LIMIT	UPPER LIMIT	MEASURED	UNIT	VERDICT
T1 26dB	5250.000000	---	5308.8500	MHz	PASS since U-NII-1 is supported
T2 26dB	---	5350.000000	5332.0000	MHz	PASS

Verdict
PASS

FCC 15.407 # Max output power and psd ~ WLAN5Gx a mode U-NII-2A

References

TC start	17.01.2024 12:10:28
Ambit temp [°C] | humidity [rel%]	21.9 | 28
System version	4.7.1.5
Standard | Version	FCC 15.407 | NI
Method	KDB789033 D02, F., E.2.e.
Description	FCC 15.407 Max Output Power & PSD - WLAN5Gx a mode U-NII-2A
Information	

EUT Common Settings WLAN5Gx

Number of Antenna Ports	2
User Interaction	No
Device Class UNII_1	Client
Limit W52 Japan	Standard

Test Parameter

Technology to test	WLAN5Gx a mode
Antenna port used	2
Temperature	nom
Voltage	nom
Frequency low to test	False | Freq [MHz] 5260
Frequency mid to test	False | Freq [MHz] 5280
Frequency high to test	True | Freq [MHz] 5320
Auto control enabled power supply | Climatic Box	No | No
Additional path loss [dB]	1.4
Full path name | type	EUT - SignalingUnit - SpectrumAnalyzer

Equipment

Signal analyzer,Rohde&Schwarz,FSV-40,1307.9002K40/101042,3.70
Switch matrix,CTCadvanced,SPM-4 NI DAQ,28016133,NI

Test at TX 5320 MHz

RESULT: Reference Power cond.

DESCRIPTION	LOWER LIMIT	UPPER LIMIT	MEASURED	UNIT	VERDICT
Ref. Power 1MHz/1MHz cond.	---	---	14.81	dBm	INFO
Ref. Frequency	---	---	5319.000	MHz	INFO

Evaluation max. Duty Cycle

Duty Cycle evaluation

DESCRIPTION	LOWER LIMIT	UPPER LIMIT	MEASURED	UNIT	VERDICT
No enough Bursts detected, Duty Cycle Burst Ratio set to 1					
Duty Cycle (Burst Ratio) max	---	---	1	---	INFO
Duty Cycle max	---	---	0	dB	INFO
Duty Cycle (Burst Ratio) min	---	---	1	---	INFO
Duty Cycle min	---	---	0	dB	INFO

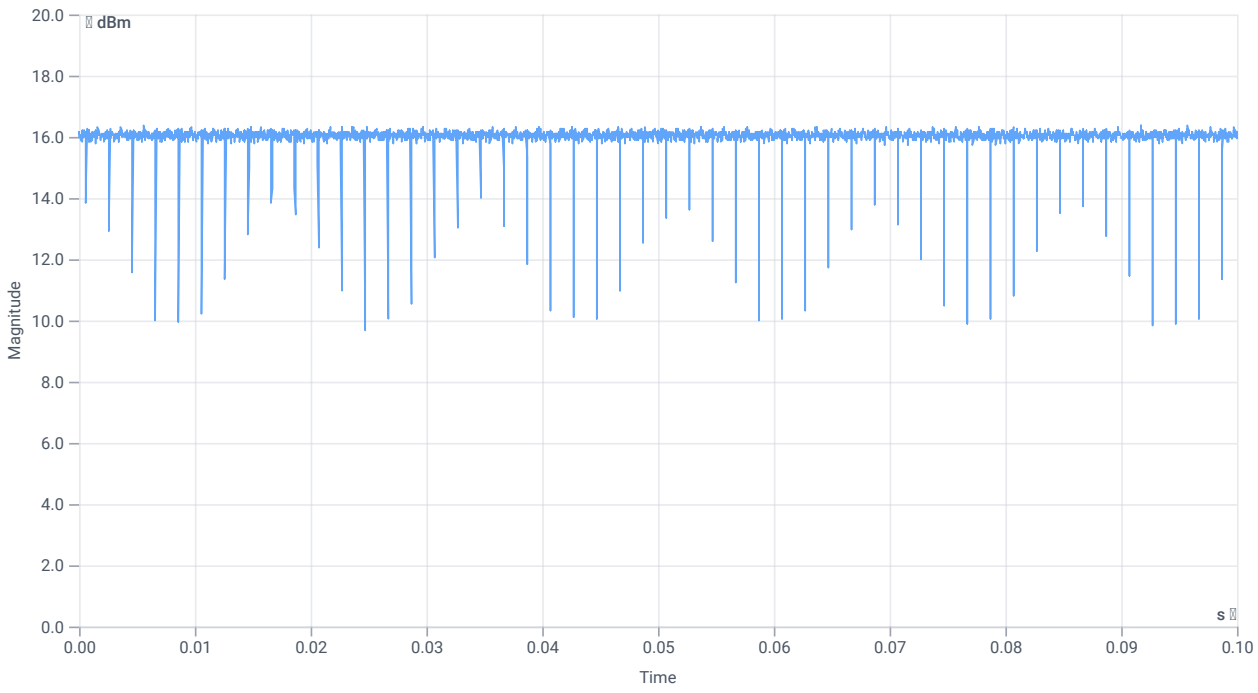

Duty cycle

Evaluation Bandwidth

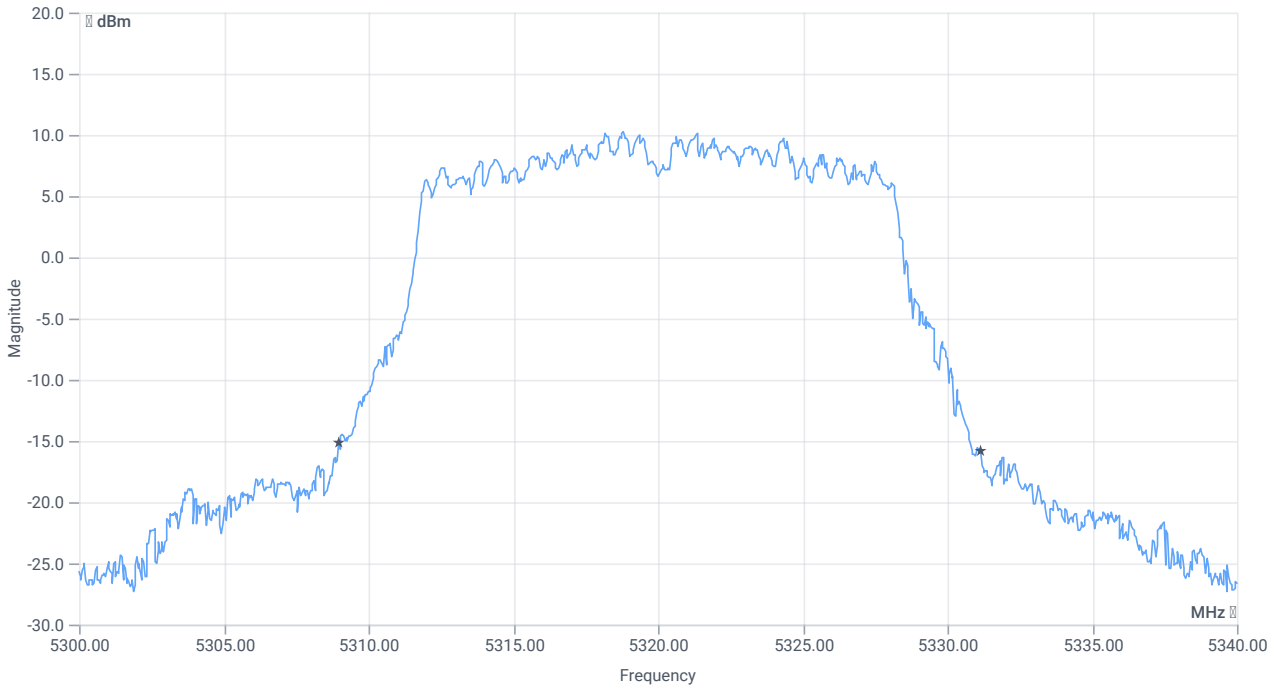

BW 26dB

RESULT

DESCRIPTION	LOWER LIMIT	UPPER LIMIT	MEASURED	UNIT	VERDICT
Bandwidth 26dB	---	---	22.2	MHz	INFO
T1 26dB	---	---	5308.9600	MHz	INFO
T2 26dB	---	---	5331.1600	MHz	INFO

Maximum Output Power

READ SA SETTINGS:

RefLevel [dBm] | RefLevelOffset [dB] | InpAtt [dB]	26.81 | 16.26 | 25
Start [MHz] | Stop [MHz]	5300.000 | 5340.000
RBW [MHz] | VBW [MHz]	1.000000 | 3.000000
Detector | TraceMode	RMS | MAXH
Sweep: time [ms] | count | points per Section | type	53700 | 1 | 161 | SWE

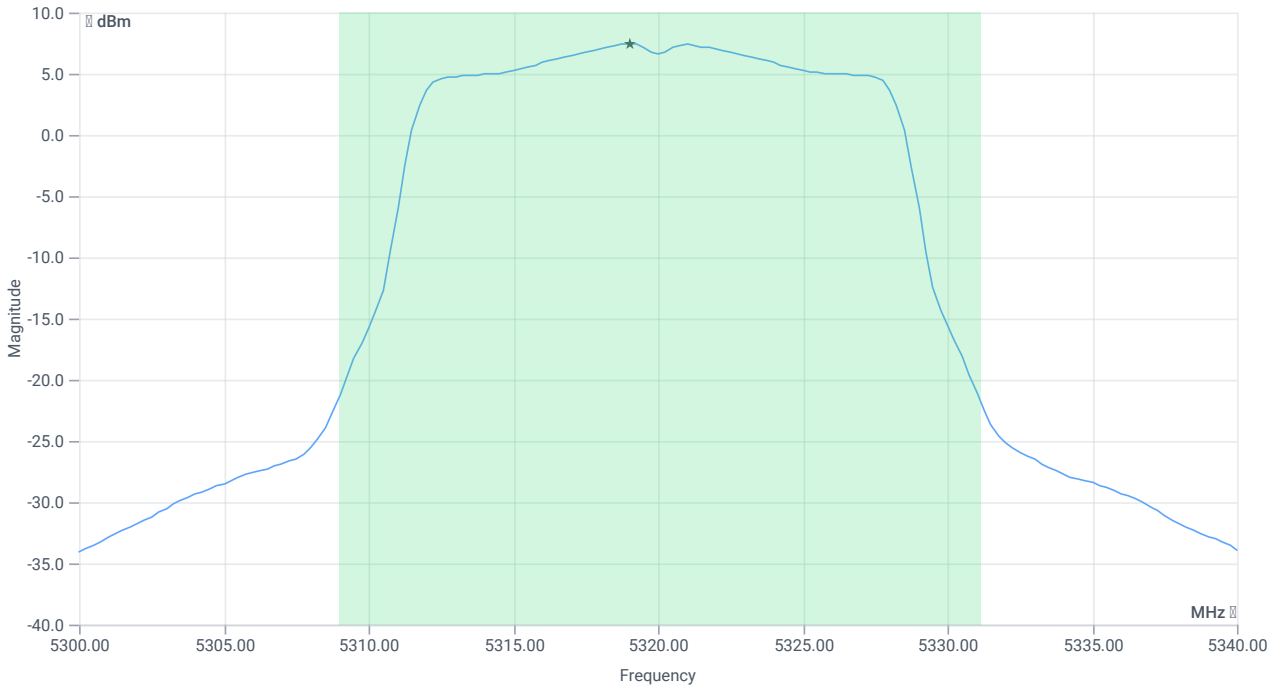

Max OP and PSD

RESULT

DESCRIPTION	LOWER LIMIT	UPPER LIMIT	MEASURED	UNIT	VERDICT
Max Output Power	---	---	17.95	dBm	INFO
Duty Cycle Correction	---	---	0	dB	INFO
Limit absolute					
Max Output Power DC corrected	---	24	17.95	dBm	PASS
Limit: 11 dBm + 10 log 22.2					
Max Output Power DC corrected	---	24.46	17.95	dBm	PASS

Power Spectral Density

RESULT

DESCRIPTION	LOWER LIMIT	UPPER LIMIT	MEASURED	UNIT	VERDICT
Power Spectral Density	---	---	7.48	dBm/1MHz	INFO
Duty Cycle Correction	---	---	0	dB	INFO
Power Spectral Density DC corrected	---	11	7.48	dBm/1MHz	PASS

Verdict
PASS

FCC 15.407, ISED RSS247 # Bandwidths 99PCT and 20dB ~ WLAN5Gx a mode U-NII-2A

References

TC start	17.01.2024 12:13:24
Ambit temp [°C] | humidity [rel%]	21.9 | 28
System version	4.7.1.5
Standard | Version	FCC 15.407, ISED RSS247 | NI
Method	26dB Bandwidth KDB789033 D02, C.1 / ISED RSS-GEN
Description	FCC 15.407 Bandwidths - WLAN5Gx a mode U-NII-2A
Information	

EUT Common Settings WLAN5Gx

Number of Antenna Ports	2
User Interaction	No
Device Class UNII_1	Client
Limit W52 Japan	Standard

Test Parameter

Technology to test	WLAN5Gx a mode
Antenna port used	2
Temperature	nom
Voltage	nom
Frequency low to test	False | Freq [MHz] 5260
Frequency mid to test	False | Freq [MHz] 5280
Frequency high to test	True | Freq [MHz] 5320
Auto control enabled power supply | Climatic Box	No | No
Additional path loss [dB]	1.4
Full path name | type	EUT - SignalingUnit - SpectrumAnalyzer

Equipment

Signal analyzer,Rohde&Schwarz,FSV-40,1307.9002K40/101042,3.70
Switch matrix,CTCadvanced,SPM-4 NI DAQ,28016133,NI

Test at TX 5320 MHz

RESULT: Reference Power cond.

DESCRIPTION	LOWER LIMIT	UPPER LIMIT	MEASURED	UNIT	VERDICT
Ref. Power 1MHz/1MHz cond.	---	---	15.80	dBm	INFO
Ref. Frequency	---	---	5318.800	MHz	INFO

READ SA SETTINGS:

RefLevel [dBm] | RefLevelOffset [dB] | InpAtt [dB]	23.80 | 16.26 | 25
Start [MHz] | Stop [MHz]	5295.000 | 5345.000
RBW [MHz] | VBW [MHz]	0.300000 | 1.000000
Detector | TraceMode	POS | MAXH
Sweep: time [ms] | count | points per Section | type	1 | 2500 | 1001 | SWE

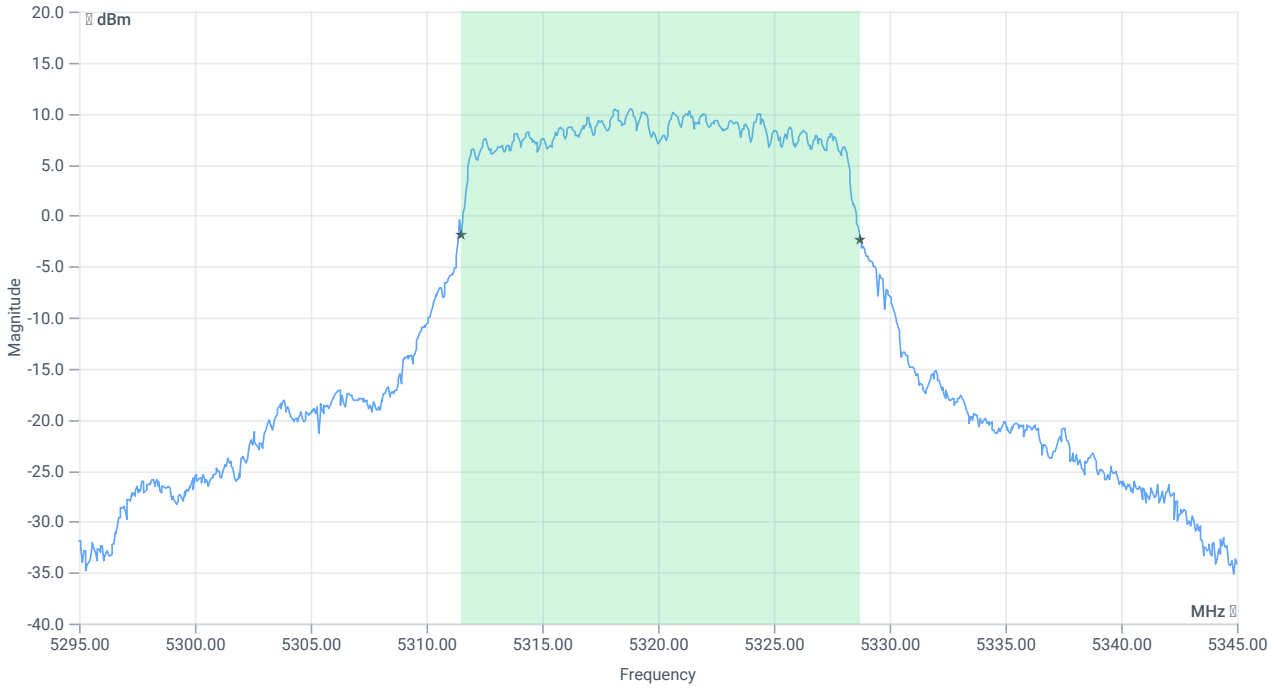

BW 99PCT

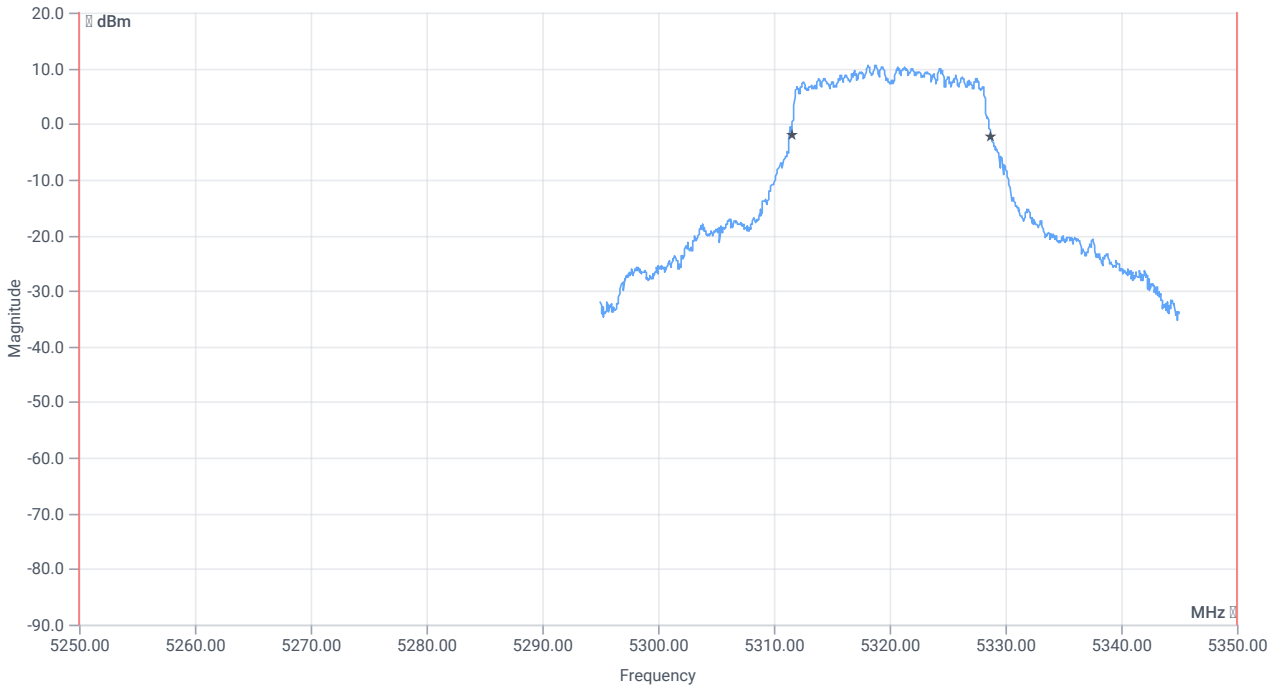

BW within Band 99PCT

RESULT

DESCRIPTION	LOWER LIMIT	UPPER LIMIT	MEASURED	UNIT	VERDICT
Bandwidth 99%	---	---	17.233	MHz	INFO
T1 99%	5250.000000	---	5311.5085	MHz	PASS since U-NII-1 is supported
T2 99%	---	5350.000000	5328.7413	MHz	PASS

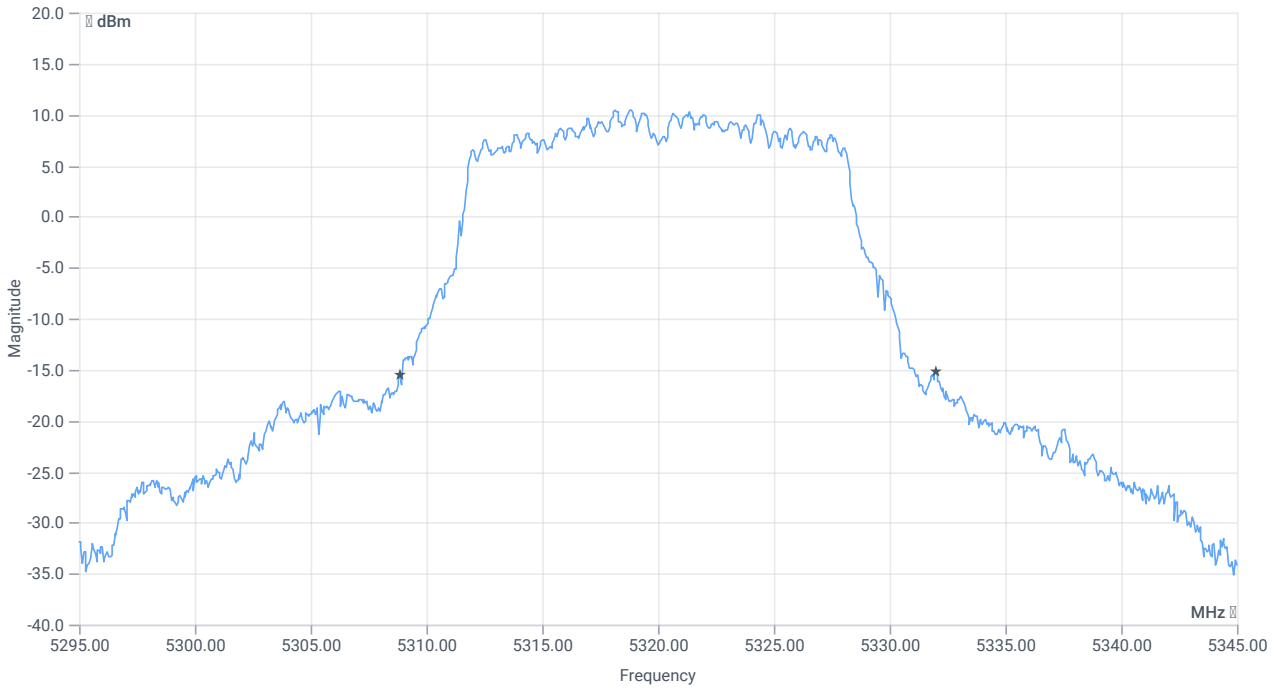

BW 26dB

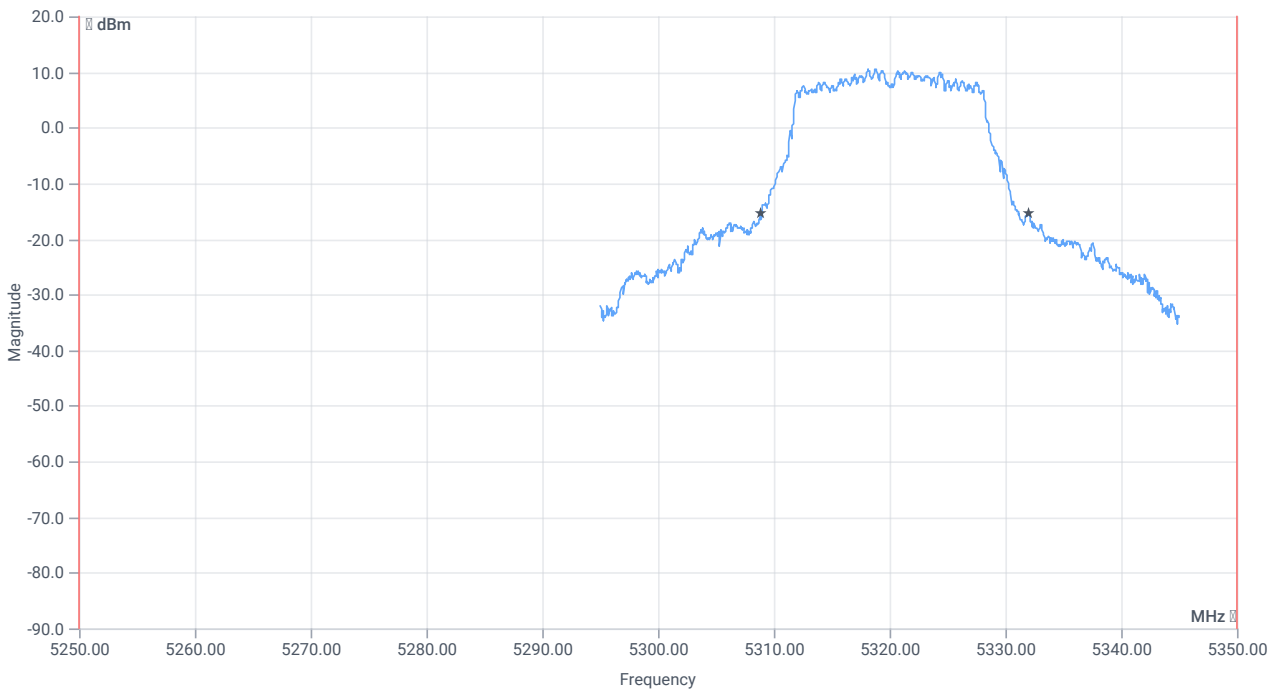

BW within Band 26dB

RESULT

DESCRIPTION	LOWER LIMIT	UPPER LIMIT	MEASURED	UNIT	VERDICT
Bandwidth 26dB	---	---	23.15	MHz	INFO

RESULT

DESCRIPTION	LOWER LIMIT	UPPER LIMIT	MEASURED	UNIT	VERDICT
T1 26dB	5250.000000	---	5308.8500	MHz	PASS since U-NII-1 is supported
T2 26dB	---	5350.000000	5332.0000	MHz	PASS

Verdict
PASS

FCC 15.407 # MIMO ∑ Max output power and psd ~ WLAN5Gx a mode U-NII-2A

References

TC start	17.01.2024 12:13:55
Ambit temp [°C] | humidity [rel%]	21.9 | 27
System version	4.7.1.5
Standard | Version	FCC 15.407 | NI
Method	
Description	MIMO ∑ FCC Power & psd - WLAN5Gx a mode U-NII-2A
Information	

EUT Common Settings WLAN5Gx

Number of Antenna Ports	2
User Interaction	No
Device Class UNII_1	Client
Limit W52 Japan	Standard

Test Parameter

Technology to test	WLAN5Gx a mode
Antenna port used	several
Temperature	nom
Voltage	nom
Frequency low to test	False | Freq [MHz] 5260
Frequency mid to test	False | Freq [MHz] 5280
Frequency high to test	True | Freq [MHz] 5320
Auto control enabled power supply | Climatic Box	No | No
Additional path loss [dB]	1.4
Full path name | type	None

Equipment

Test at TX 5320 MHz

RESULT Power

DESCRIPTION	LOWER LIMIT	UPPER LIMIT	MEASURED	UNIT	VERDICT
Ant:1 Max Output Power DC corrected	---	---	17.68	dBm	INFO
Ant:1 BW 26dB	---	---	22.160	MHz	INFO
Ant:2 Max Output Power DC corrected	---	---	17.95	dBm	INFO
Ant:2 BW 26dB	---	---	22.200	MHz	INFO
∑ Limit absolute	---	24	20.83	dBm	PASS
∑ Limit: 11 dBm + 10 log 22.16	---	24.46	20.83	dBm	PASS

RESULT PSD

DESCRIPTION	LOWER LIMIT	UPPER LIMIT	MEASURED	UNIT	VERDICT
Ant:1 PSD	---	---	7.18	dBm/1MHz	INFO
Ant:2 PSD	---	---	7.48	dBm/1MHz	INFO
∑	---	11	10.34	dBm/1MHz	PASS

Verdict
PASS

NA # Message with SA scan ~

References

TC start	17.01.2024 12:49:11
Ambit temp [°C] | humidity [rel%]	21.9 | 28
System version	4.7.1.5
Standard | Version	NA | NI
Method	
Description	Message with SA Scan a_mode_U_NII_2C
Information	

Test Parameter

Switched Path	EUT - SignalingUnit - SpectrumAnalyzer
Message start	17.01.2024 12:49:11
Message	set WLAN5Gx to a_mode_U_NII_2C, Frequency [MHz] 5500 , Information:

Equipment

Signal analyzer,Rohde&Schwarz,FSV-40,1307.9002K40/101042,3.70
Switch matrix,CTCadvanced,SPM-4 NI DAQ,28016133,NI

Verdict
INFO

FCC 15.407 # Max output power and psd ~ WLAN5Gx a mode U-NII-2C

References

TC start	17.01.2024 12:49:49
Ambit temp [°C] | humidity [rel%]	21.9 | 28
System version	4.7.1.5
Standard | Version	FCC 15.407 | NI
Method	KDB789033 D02, F., E.2.e.
Description	FCC 15.407 Max Output Power & PSD - WLAN5Gx a mode U-NII-2C
Information	

EUT Common Settings WLAN5Gx

Number of Antenna Ports	2
User Interaction	No
Device Class UNII_1	Client
Limit W52 Japan	Standard

Test Parameter

Technology to test	WLAN5Gx a mode
Antenna port used	1
Temperature	nom
Voltage	nom
Frequency low to test	True | Freq [MHz] 5500
Frequency mid to test	False | Freq [MHz] 5600
Frequency high to test	False | Freq [MHz] 5700
Auto control enabled power supply | Climatic Box	No | No
Additional path loss [dB]	1.4
Full path name | type	EUT - SignalingUnit - SpectrumAnalyzer

Equipment

Signal analyzer,Rohde&Schwarz,FSV-40,1307.9002K40/101042,3.70
Switch matrix,CTCadvanced,SPM-4 NI DAQ,28016133,NI

Test at TX 5500 MHz

RESULT: Reference Power cond.

DESCRIPTION	LOWER LIMIT	UPPER LIMIT	MEASURED	UNIT	VERDICT
Ref. Power 1MHz/1MHz cond.	---	---	15.13	dBm	INFO
Ref. Frequency	---	---	5498.800	MHz	INFO

Evaluation max. Duty Cycle

Duty Cycle evaluation

DESCRIPTION	LOWER LIMIT	UPPER LIMIT	MEASURED	UNIT	VERDICT
No enough Bursts detected, Duty Cycle Burst Ratio set to 1					
Duty Cycle (Burst Ratio) max	---	---	1	---	INFO
Duty Cycle max	---	---	0	dB	INFO
Duty Cycle (Burst Ratio) min	---	---	1	---	INFO
Duty Cycle min	---	---	0	dB	INFO

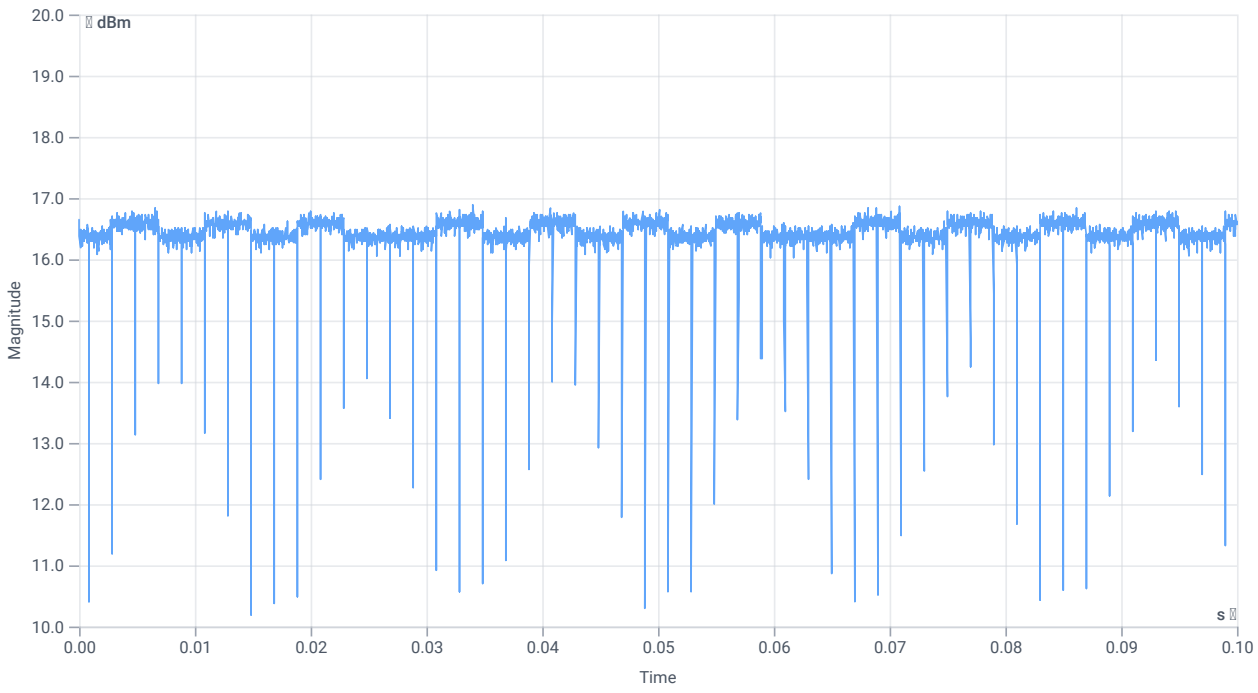

Duty cycle

Evaluation Bandwidth

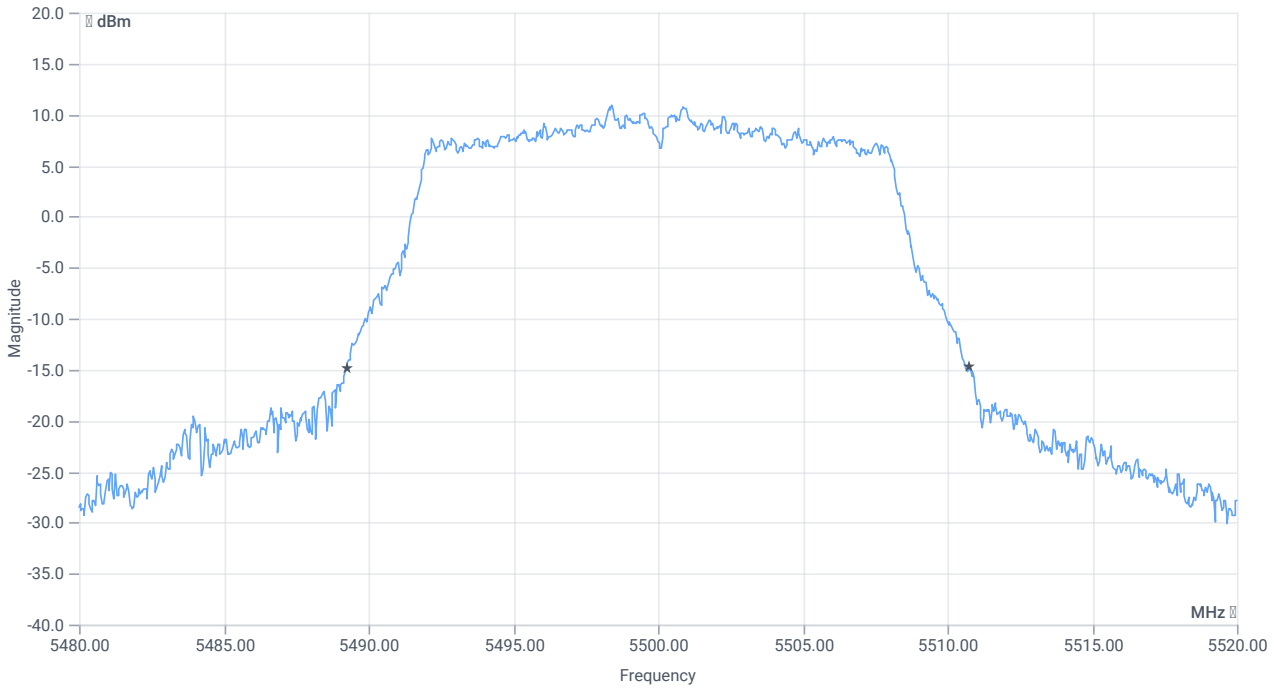

BW 26dB

RESULT

DESCRIPTION	LOWER LIMIT	UPPER LIMIT	MEASURED	UNIT	VERDICT
Bandwidth 26dB	---	---	21.52	MHz	INFO
T1 26dB	---	---	5489.2400	MHz	INFO
T2 26dB	---	---	5510.7600	MHz	INFO

Maximum Output Power

READ SA SETTINGS:

RefLevel [dBm] | RefLevelOffset [dB] | InpAtt [dB]	27.13 | 16.7 | 25
Start [MHz] | Stop [MHz]	5480.000 | 5520.000
RBW [MHz] | VBW [MHz]	1.000000 | 3.000000
Detector | TraceMode	RMS | MAXH
Sweep: time [ms] | count | points per Section | type	53700 | 1 | 161 | SWE

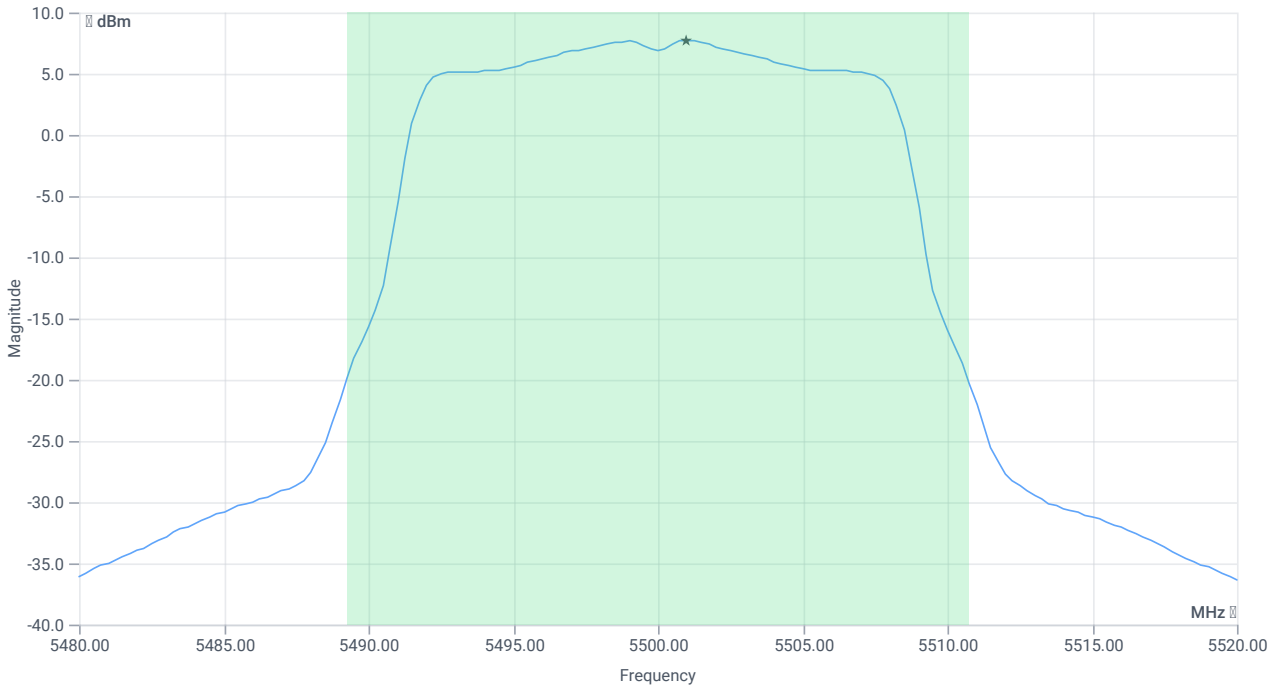

Max OP and PSD

RESULT

DESCRIPTION	LOWER LIMIT	UPPER LIMIT	MEASURED	UNIT	VERDICT
Max Output Power	---	---	18.19	dBm	INFO
Duty Cycle Correction	---	---	0	dB	INFO
Limit absolute					
Max Output Power DC corrected	---	24	18.19	dBm	PASS
Limit: 11 dBm + 10 log 21.52					
Max Output Power DC corrected	---	24.33	18.19	dBm	PASS

Power Spectral Density

RESULT

DESCRIPTION	LOWER LIMIT	UPPER LIMIT	MEASURED	UNIT	VERDICT
Power Spectral Density	---	---	7.72	dBm/1MHz	INFO
Duty Cycle Correction	---	---	0	dB	INFO
Power Spectral Density DC corrected	---	11	7.72	dBm/1MHz	PASS

Verdict
PASS

FCC 15.407, ISED RSS247 # Bandwidths 99PCT and 20dB ~ WLAN5Gx a mode U-NII-2C

References

TC start	17.01.2024 12:52:44
Ambit temp [°C] | humidity [rel%]	21.9 | 28
System version	4.7.1.5
Standard | Version	FCC 15.407, ISED RSS247 | NI
Method	26dB Bandwidth KDB789033 D02, C.1 / ISED RSS-GEN
Description	FCC 15.407 Bandwidths - WLAN5Gx a mode U-NII-2C
Information	

EUT Common Settings WLAN5Gx

Number of Antenna Ports	2
User Interaction	No
Device Class UNII_1	Client
Limit W52 Japan	Standard

Test Parameter

Technology to test	WLAN5Gx a mode
Antenna port used	1
Temperature	nom
Voltage	nom
Frequency low to test	True | Freq [MHz] 5500
Frequency mid to test	False | Freq [MHz] 5600
Frequency high to test	False | Freq [MHz] 5700
Auto control enabled power supply | Climatic Box	No | No
Additional path loss [dB]	1.4
Full path name | type	EUT - SignalingUnit - SpectrumAnalyzer

Equipment

Signal analyzer,Rohde&Schwarz,FSV-40,1307.9002K40/101042,3.70
Switch matrix,CTCadvanced,SPM-4 NI DAQ,28016133,NI

Test at TX 5500 MHz

RESULT: Reference Power cond.

DESCRIPTION	LOWER LIMIT	UPPER LIMIT	MEASURED	UNIT	VERDICT
Ref. Power 1MHz/1MHz cond.	---	---	14.93	dBm	INFO
Ref. Frequency	---	---	5498.400	MHz	INFO

READ SA SETTINGS:

RefLevel [dBm] | RefLevelOffset [dB] | InpAtt [dB]	22.93 | 16.7 | 25
Start [MHz] | Stop [MHz]	5475.000 | 5525.000
RBW [MHz] | VBW [MHz]	0.300000 | 1.000000
Detector | TraceMode	POS | MAXH
Sweep: time [ms] | count | points per Section | type	1 | 2500 | 1001 | SWE

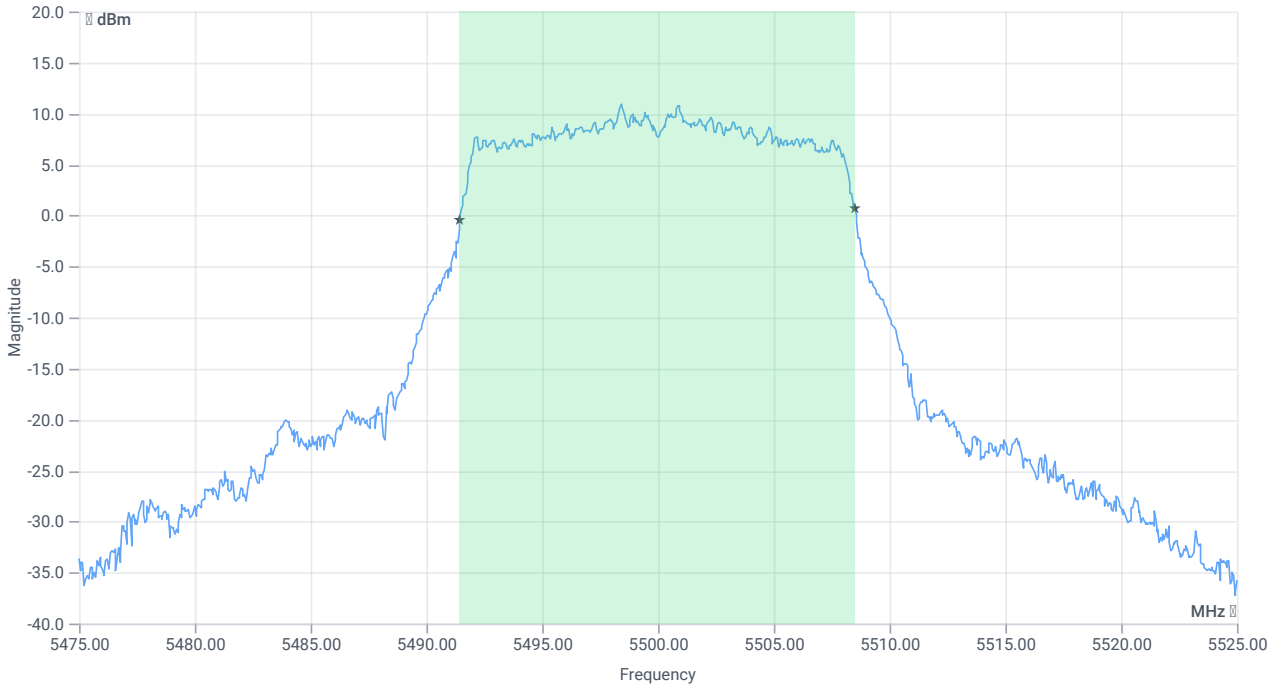

BW 99PCT

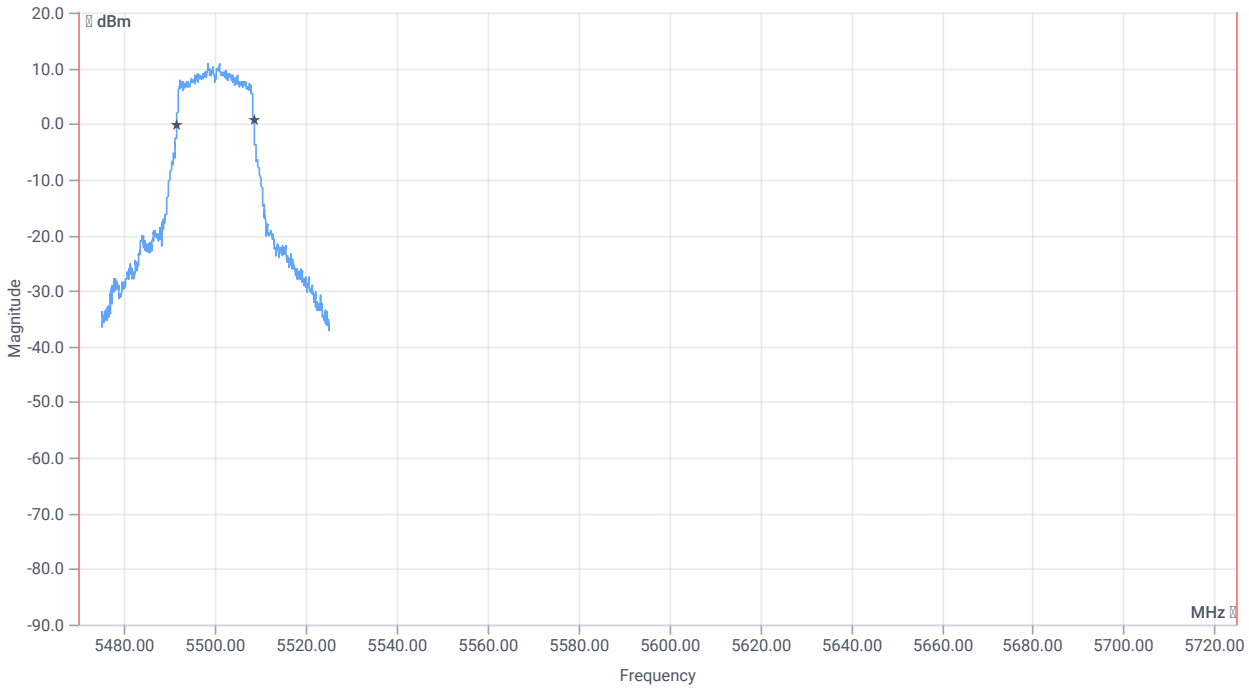

BW within Band 99PCT

RESULT

DESCRIPTION	LOWER LIMIT	UPPER LIMIT	MEASURED	UNIT	VERDICT
Bandwidth 99%	---	---	17.033	MHz	INFO
T1 99%	5470.000000	---	5491.4585	MHz	PASS since U-NII-3 is supported
T2 99%	---	5725.000000	5508.4915	MHz	

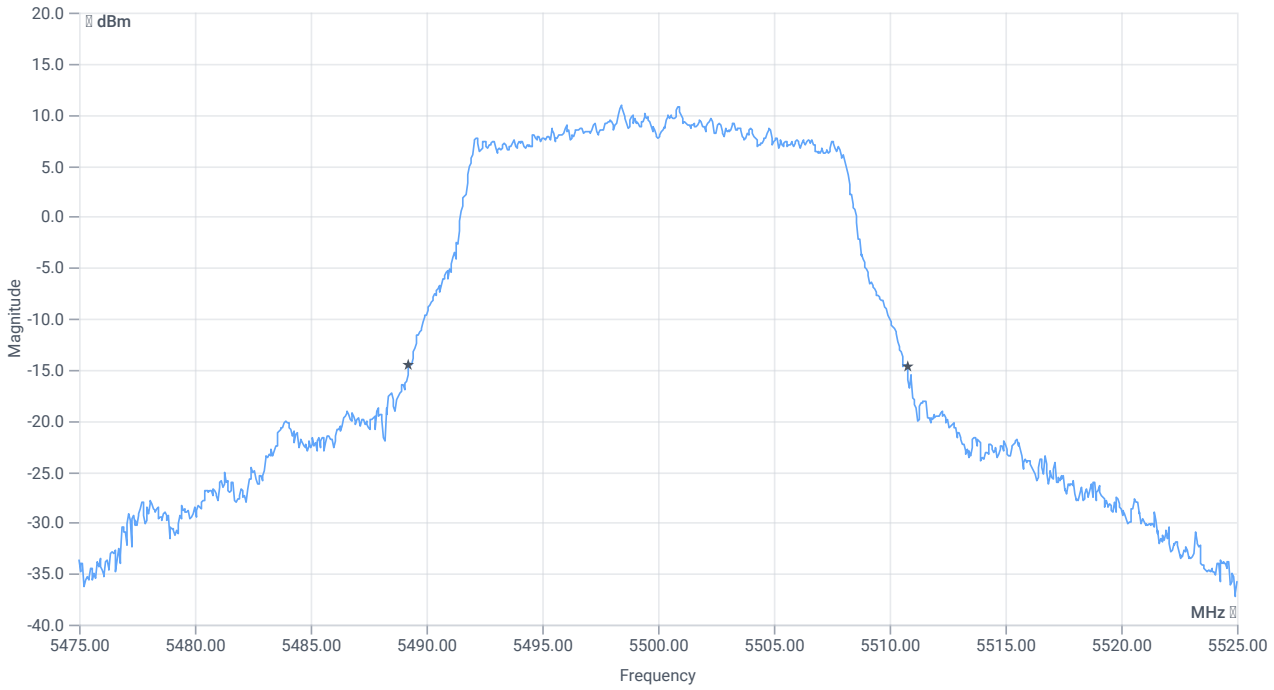

BW 26dB

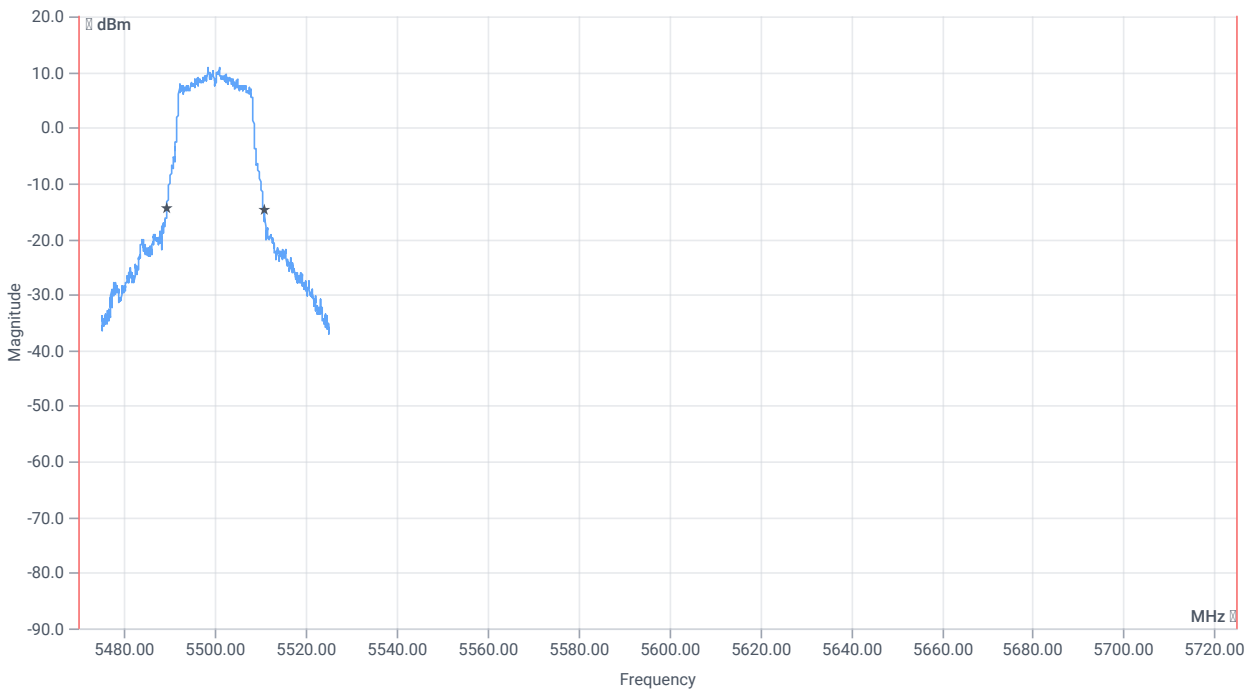

BW within Band 26dB

RESULT

DESCRIPTION	LOWER LIMIT	UPPER LIMIT	MEASURED	UNIT	VERDICT
Bandwidth 26dB	---	---	21.5	MHz	INFO

RESULT

DESCRIPTION	LOWER LIMIT	UPPER LIMIT	MEASURED	UNIT	VERDICT
T1 26dB	5470.000000	---	5489.2500	MHz	PASS since U-NII-3 is supported
T2 26dB	---	5725.000000	5510.7500	MHz	

Verdict
PASS

FCC 15.407 # Max output power and psd ~ WLAN5Gx a mode U-NII-2C

References

TC start	17.01.2024 12:53:43
Ambit temp [°C] | humidity [rel%]	21.9 | 28
System version	4.7.1.5
Standard | Version	FCC 15.407 | NI
Method	KDB789033 D02, F., E.2.e.
Description	FCC 15.407 Max Output Power & PSD - WLAN5Gx a mode U-NII-2C
Information	

EUT Common Settings WLAN5Gx

Number of Antenna Ports	2
User Interaction	No
Device Class UNII_1	Client
Limit W52 Japan	Standard

Test Parameter

Technology to test	WLAN5Gx a mode
Antenna port used	2
Temperature	nom
Voltage	nom
Frequency low to test	True | Freq [MHz] 5500
Frequency mid to test	False | Freq [MHz] 5600
Frequency high to test	False | Freq [MHz] 5700
Auto control enabled power supply | Climatic Box	No | No
Additional path loss [dB]	1.4
Full path name | type	EUT - SignalingUnit - SpectrumAnalyzer

Equipment

Signal analyzer,Rohde&Schwarz,FSV-40,1307.9002K40/101042,3.70
Switch matrix,CTCadvanced,SPM-4 NI DAQ,28016133,NI

Test at TX 5500 MHz

RESULT: Reference Power cond.

DESCRIPTION	LOWER LIMIT	UPPER LIMIT	MEASURED	UNIT	VERDICT
Ref. Power 1MHz/1MHz cond.	---	---	15.24	dBm	INFO
Ref. Frequency	---	---	5498.800	MHz	INFO

Evaluation max. Duty Cycle

Duty Cycle evaluation

DESCRIPTION	LOWER LIMIT	UPPER LIMIT	MEASURED	UNIT	VERDICT
No enough Bursts detected, Duty Cycle Burst Ratio set to 1					
Duty Cycle (Burst Ratio) max	---	---	1	---	INFO
Duty Cycle max	---	---	0	dB	INFO
Duty Cycle (Burst Ratio) min	---	---	1	---	INFO
Duty Cycle min	---	---	0	dB	INFO

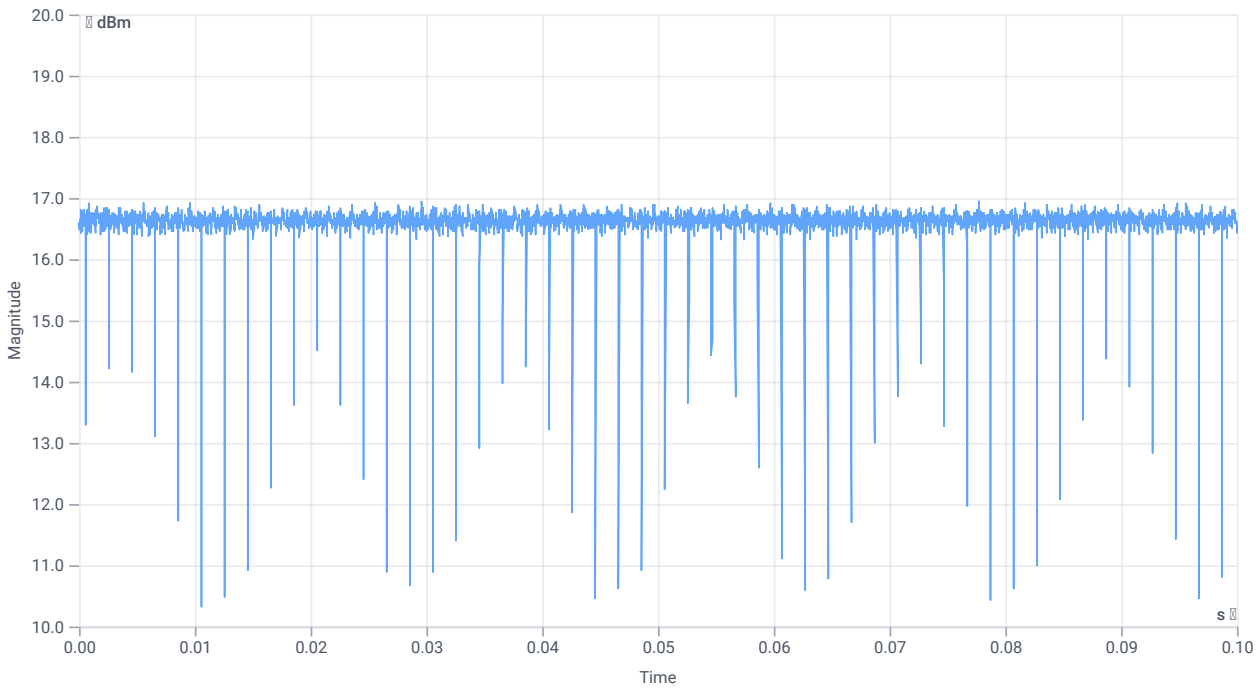

Duty cycle

Evaluation Bandwidth

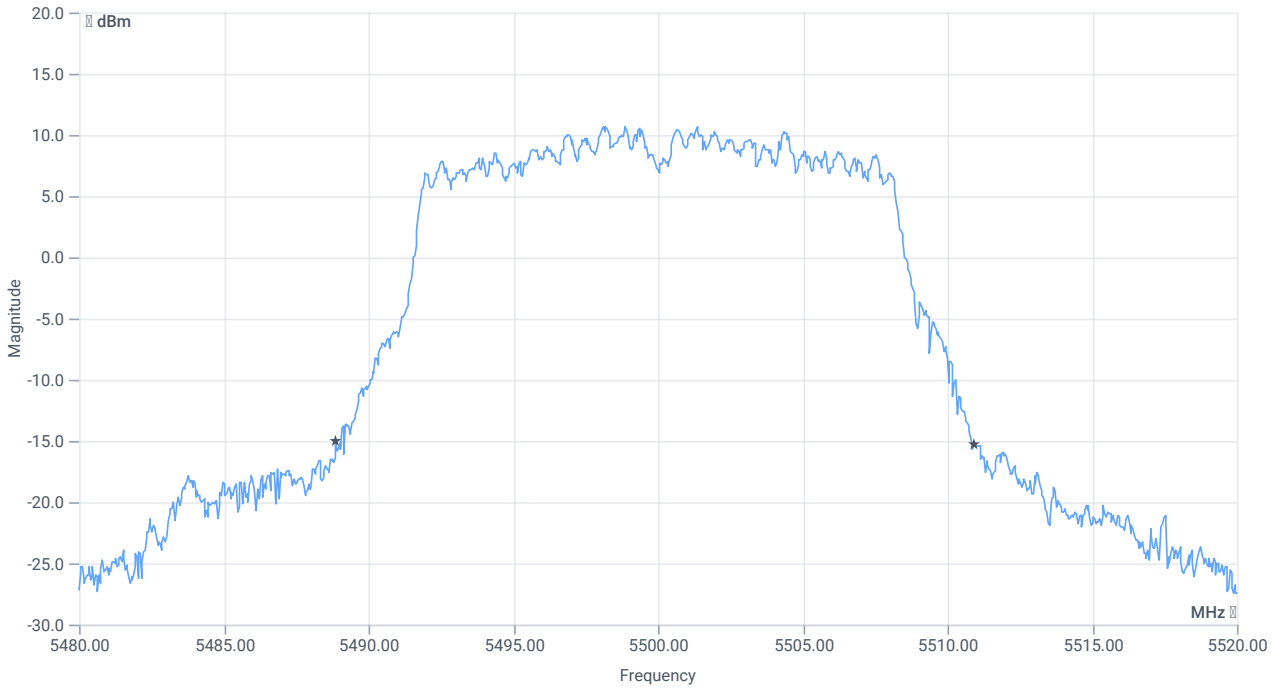

BW 26dB

RESULT

DESCRIPTION	LOWER LIMIT	UPPER LIMIT	MEASURED	UNIT	VERDICT
Bandwidth 26dB	---	---	22.04	MHz	INFO
T1 26dB	---	---	5488.8800	MHz	INFO
T2 26dB	---	---	5510.9200	MHz	INFO

Maximum Output Power

READ SA SETTINGS:

RefLevel [dBm] | RefLevelOffset [dB] | InpAtt [dB]	27.24 | 16.7 | 25
Start [MHz] | Stop [MHz]	5480.000 | 5520.000
RBW [MHz] | VBW [MHz]	1.000000 | 3.000000
Detector | TraceMode	RMS | MAXH
Sweep: time [ms] | count | points per Section | type	53700 | 1 | 161 | SWE

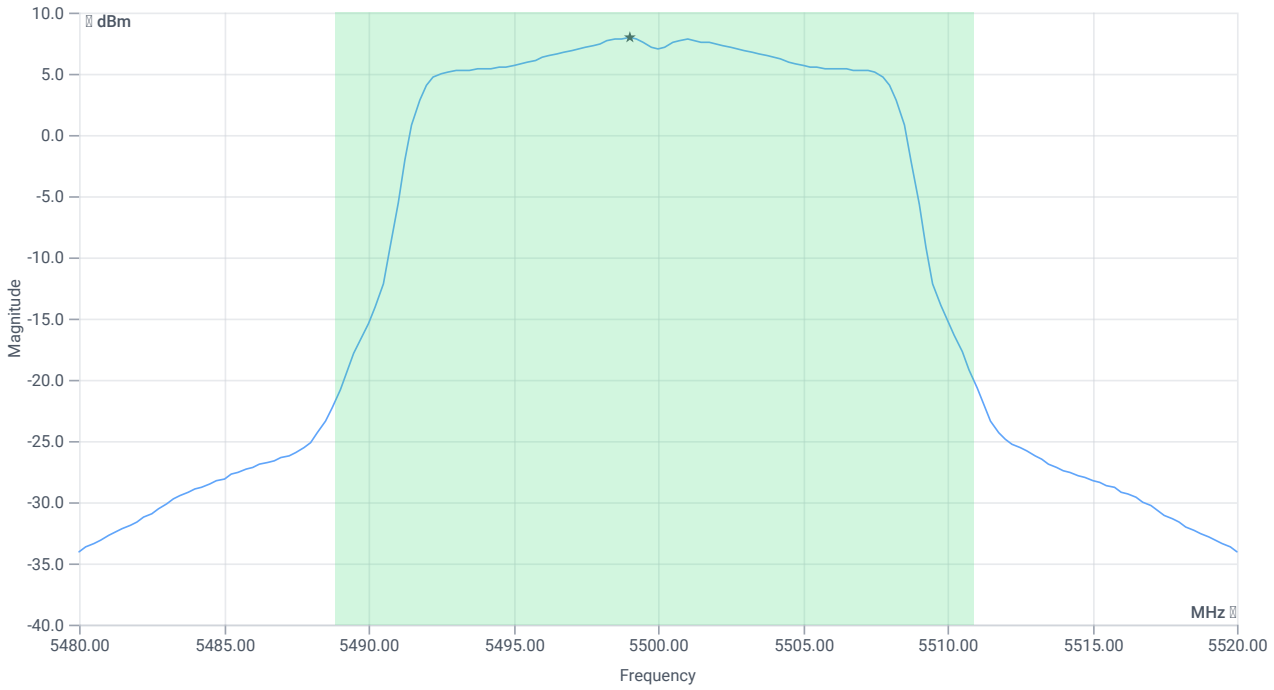

Max OP and PSD

RESULT

DESCRIPTION	LOWER LIMIT	UPPER LIMIT	MEASURED	UNIT	VERDICT
Max Output Power	---	---	18.37	dBm	INFO
Duty Cycle Correction	---	---	0	dB	INFO
Limit absolute					
Max Output Power DC corrected	---	24	18.37	dBm	PASS
Limit: 11 dBm + 10 log 22.04					
Max Output Power DC corrected	---	24.43	18.37	dBm	PASS

Power Spectral Density

RESULT

DESCRIPTION	LOWER LIMIT	UPPER LIMIT	MEASURED	UNIT	VERDICT
Power Spectral Density	---	---	7.93	dBm/1MHz	INFO
Duty Cycle Correction	---	---	0	dB	INFO
Power Spectral Density DC corrected	---	11	7.93	dBm/1MHz	PASS

Verdict
PASS

FCC 15.407, ISED RSS247 # Bandwidths 99PCT and 20dB ~ WLAN5Gx a mode U-NII-2C

References

TC start	17.01.2024 12:56:38
Ambit temp [°C] | humidity [rel%]	21.9 | 28
System version	4.7.1.5
Standard | Version	FCC 15.407, ISED RSS247 | NI
Method	26dB Bandwidth KDB789033 D02, C.1 / ISED RSS-GEN
Description	FCC 15.407 Bandwidths - WLAN5Gx a mode U-NII-2C
Information	

EUT Common Settings WLAN5Gx

Number of Antenna Ports	2
User Interaction	No
Device Class UNII_1	Client
Limit W52 Japan	Standard

Test Parameter

Technology to test	WLAN5Gx a mode
Antenna port used	2
Temperature	nom
Voltage	nom
Frequency low to test	True | Freq [MHz] 5500
Frequency mid to test	False | Freq [MHz] 5600
Frequency high to test	False | Freq [MHz] 5700
Auto control enabled power supply | Climatic Box	No | No
Additional path loss [dB]	1.4
Full path name | type	EUT - SignalingUnit - SpectrumAnalyzer

Equipment

Signal analyzer,Rohde&Schwarz,FSV-40,1307.9002K40/101042,3.70
Switch matrix,CTCadvanced,SPM-4 NI DAQ,28016133,NI

Test at TX 5500 MHz

RESULT: Reference Power cond.

DESCRIPTION	LOWER LIMIT	UPPER LIMIT	MEASURED	UNIT	VERDICT
Ref. Power 1MHz/1MHz cond.	---	---	14.61	dBm	INFO
Ref. Frequency	---	---	5505.590	MHz	INFO

READ SA SETTINGS:

RefLevel [dBm] | RefLevelOffset [dB] | InpAtt [dB]	22.61 | 16.7 | 25
Start [MHz] | Stop [MHz]	5475.000 | 5525.000
RBW [MHz] | VBW [MHz]	0.300000 | 1.000000
Detector | TraceMode	POS | MAXH
Sweep: time [ms] | count | points per Section | type	1 | 2500 | 1001 | SWE

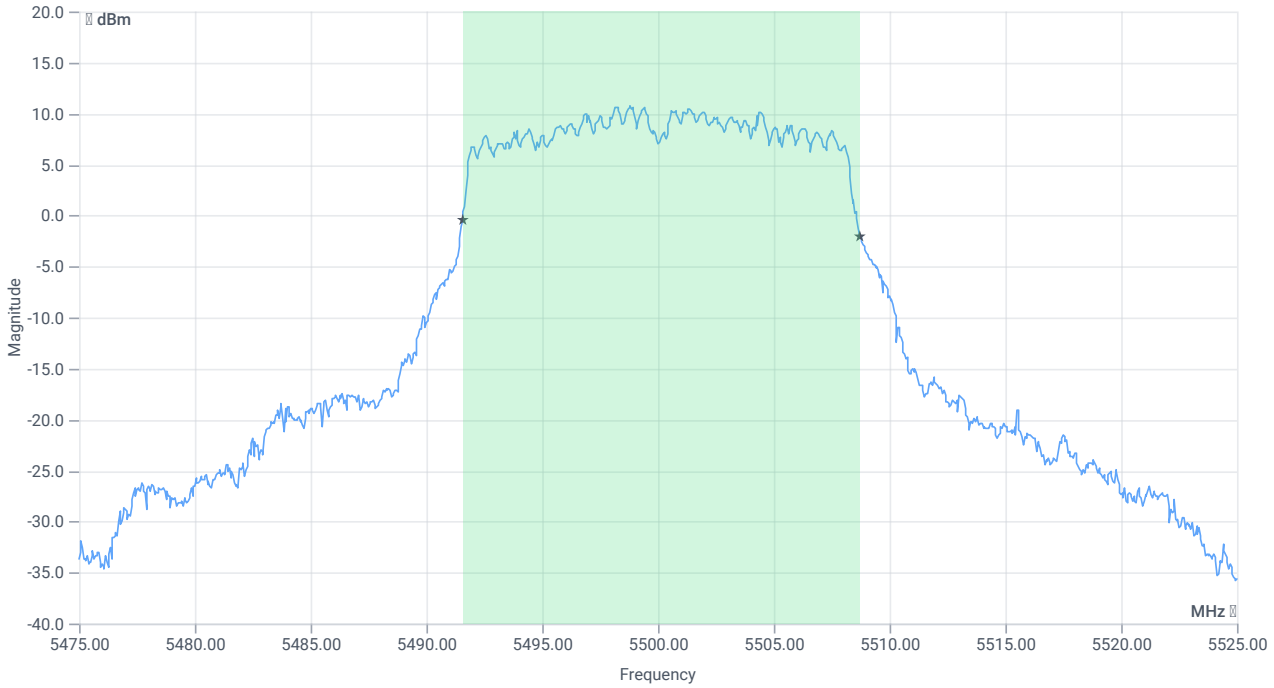

BW 99PCT

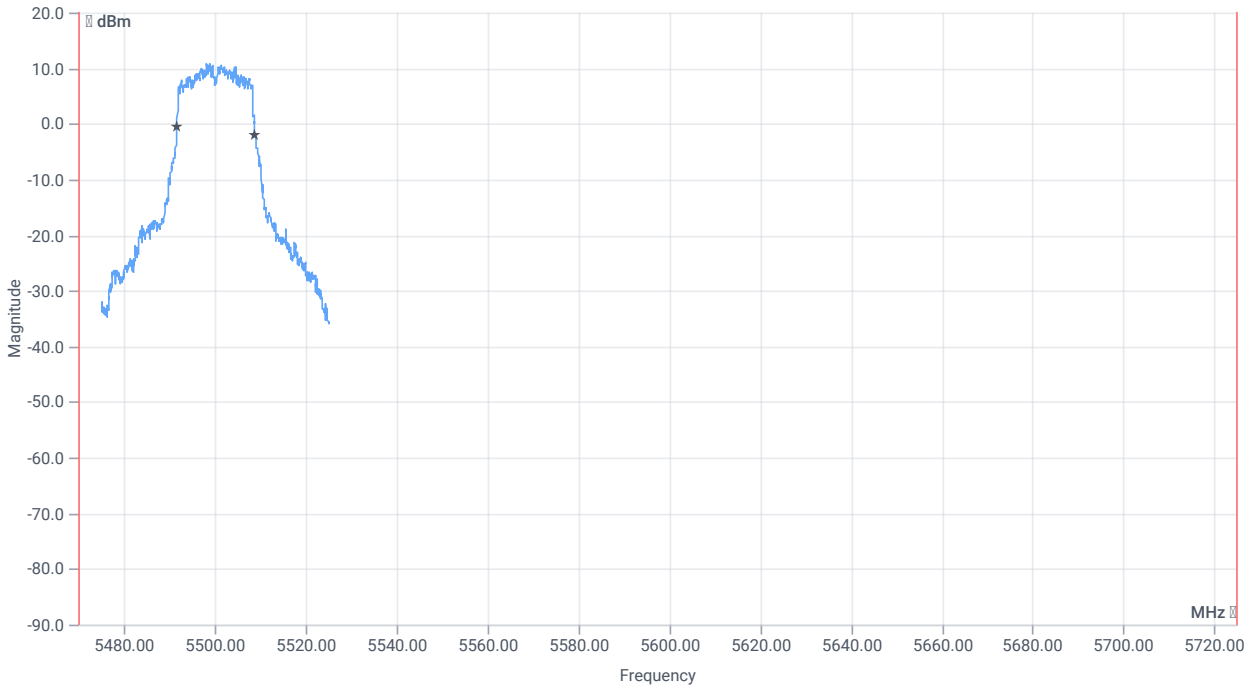

BW within Band 99PCT

RESULT

DESCRIPTION	LOWER LIMIT	UPPER LIMIT	MEASURED	UNIT	VERDICT
Bandwidth 99%	---	---	17.133	MHz	INFO
T1 99%	5470.000000	---	5491.5584	MHz	PASS since U-NII-3 is supported
T2 99%	---	5725.000000	5508.6913	MHz	

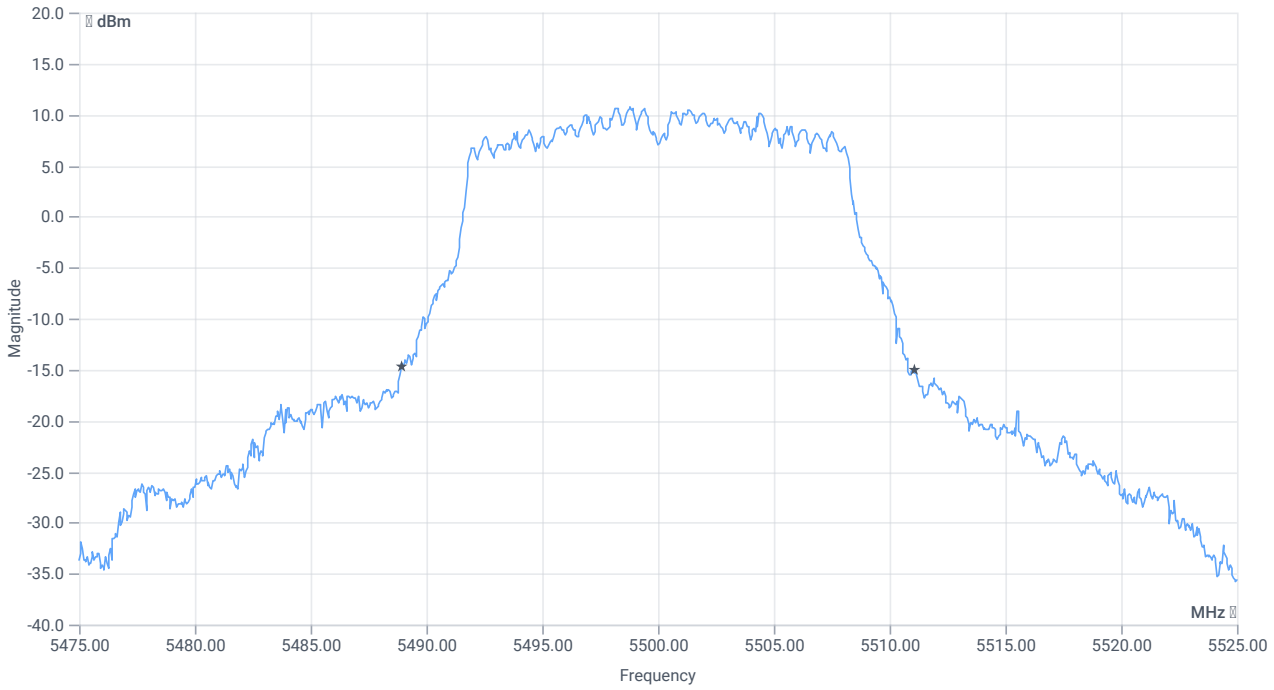

BW 26dB

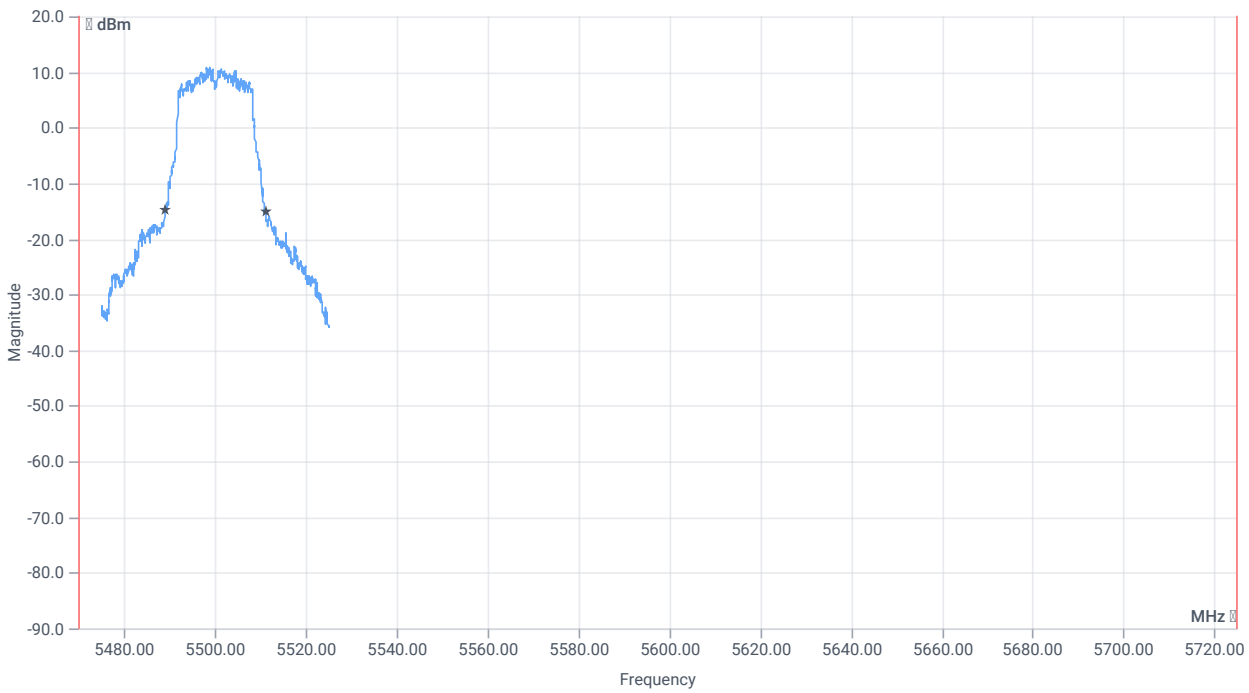

BW within Band 26dB

RESULT

DESCRIPTION	LOWER LIMIT	UPPER LIMIT	MEASURED	UNIT	VERDICT
Bandwidth 26dB	---	---	22.2	MHz	INFO

RESULT

DESCRIPTION	LOWER LIMIT	UPPER LIMIT	MEASURED	UNIT	VERDICT
T1 26dB	5470.000000	---	5488.9000	MHz	PASS since U-NII-3 is supported
T2 26dB	---	5725.000000	5511.1000	MHz	

Verdict
PASS

FCC 15.407 # MIMO ∑ Max output power and psd ~ WLAN5Gx a mode U-NII-2C

References

TC start	17.01.2024 12:57:08
Ambit temp [°C] | humidity [rel%]	21.9 | 28
System version	4.7.1.5
Standard | Version	FCC 15.407 | NI
Method	
Description	MIMO ∑ FCC Power & psd - WLAN5Gx a mode U-NII-2C
Information	

EUT Common Settings WLAN5Gx

Number of Antenna Ports	2
User Interaction	No
Device Class UNII_1	Client
Limit W52 Japan	Standard

Test Parameter

Technology to test	WLAN5Gx a mode
Antenna port used	several
Temperature	nom
Voltage	nom
Frequency low to test	True | Freq [MHz] 5500
Frequency mid to test	False | Freq [MHz] 5600
Frequency high to test	False | Freq [MHz] 5700
Auto control enabled power supply | Climatic Box	No | No
Additional path loss [dB]	1.4
Full path name | type	None

Equipment

Test at TX 5500 MHz

RESULT Power

DESCRIPTION	LOWER LIMIT	UPPER LIMIT	MEASURED	UNIT	VERDICT
Ant:1 Max Output Power DC corrected	---	---	18.19	dBm	INFO
Ant:1 BW 26dB	---	---	21.520	MHz	INFO
Ant:2 Max Output Power DC corrected	---	---	18.37	dBm	INFO
Ant:2 BW 26dB	---	---	22.040	MHz	INFO
∑ Limit absolute	---	24	21.29	dBm	PASS
∑ Limit: 11 dBm + 10 log 21.52	---	24.33	21.29	dBm	PASS

RESULT PSD

DESCRIPTION	LOWER LIMIT	UPPER LIMIT	MEASURED	UNIT	VERDICT
Ant:1 PSD	---	---	7.72	dBm/1MHz	INFO
Ant:2 PSD	---	---	7.93	dBm/1MHz	INFO
∑	---	11	10.84	dBm/1MHz	PASS

Verdict
PASS

NA # Message with SA scan ~

References

TC start	17.01.2024 13:53:07
Ambit temp [°C] | humidity [rel%]	21.9 | 28
System version	4.7.1.5
Standard | Version	NA | NI
Method	
Description	Message with SA Scan a_mode_U_NII_2C
Information	

Test Parameter

Switched Path	EUT - SignalingUnit - SpectrumAnalyzer
Message start	17.01.2024 13:53:07
Message	set WLAN5Gx to a_mode_U_NII_2C, Frequency [MHz] 5600 , Information:

Equipment

Signal analyzer,Rohde&Schwarz,FSV-40,1307.9002K40/101042,3.70
Switch matrix,CTCadvanced,SPM-4 NI DAQ,28016133,NI

Verdict
INFO

FCC 15.407 # Max output power and psd ~ WLAN5Gx a mode U-NII-2C

References

TC start	17.01.2024 13:53:42
Ambit temp [°C] | humidity [rel%]	21.9 | 28
System version	4.7.1.5
Standard | Version	FCC 15.407 | NI
Method	KDB789033 D02, F., E.2.e.
Description	FCC 15.407 Max Output Power & PSD - WLAN5Gx a mode U-NII-2C
Information	

EUT Common Settings WLAN5Gx

Number of Antenna Ports	2
User Interaction	No
Device Class UNII_1	Client
Limit W52 Japan	Standard

Test Parameter

Technology to test	WLAN5Gx a mode
Antenna port used	1
Temperature	nom
Voltage	nom
Frequency low to test	False | Freq [MHz] 5500
Frequency mid to test	True | Freq [MHz] 5600
Frequency high to test	False | Freq [MHz] 5700
Auto control enabled power supply | Climatic Box	No | No
Additional path loss [dB]	1.4
Full path name | type	EUT - SignalingUnit - SpectrumAnalyzer

Equipment

Signal analyzer,Rohde&Schwarz,FSV-40,1307.9002K40/101042,3.70
Switch matrix,CTCadvanced,SPM-4 NI DAQ,28016133,NI

Test at TX 5600 MHz

RESULT: Reference Power cond.

DESCRIPTION	LOWER LIMIT	UPPER LIMIT	MEASURED	UNIT	VERDICT
Ref. Power 1MHz/1MHz cond.	---	---	15.44	dBm	INFO
Ref. Frequency	---	---	5598.200	MHz	INFO

Evaluation max. Duty Cycle

Duty Cycle evaluation

DESCRIPTION	LOWER LIMIT	UPPER LIMIT	MEASURED	UNIT	VERDICT
No enough Bursts detected, Duty Cycle Burst Ratio set to 1					
Duty Cycle (Burst Ratio) max	---	---	1	---	INFO
Duty Cycle max	---	---	0	dB	INFO
Duty Cycle (Burst Ratio) min	---	---	1	---	INFO
Duty Cycle min	---	---	0	dB	INFO

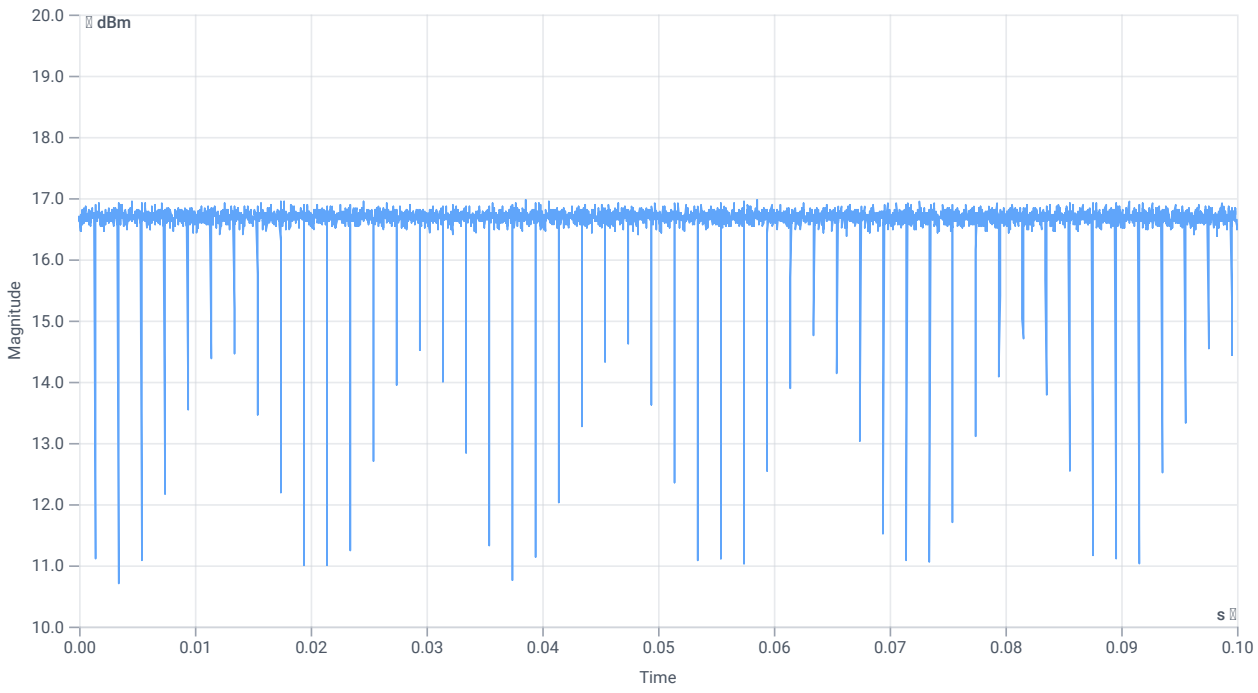

Duty cycle

Evaluation Bandwidth

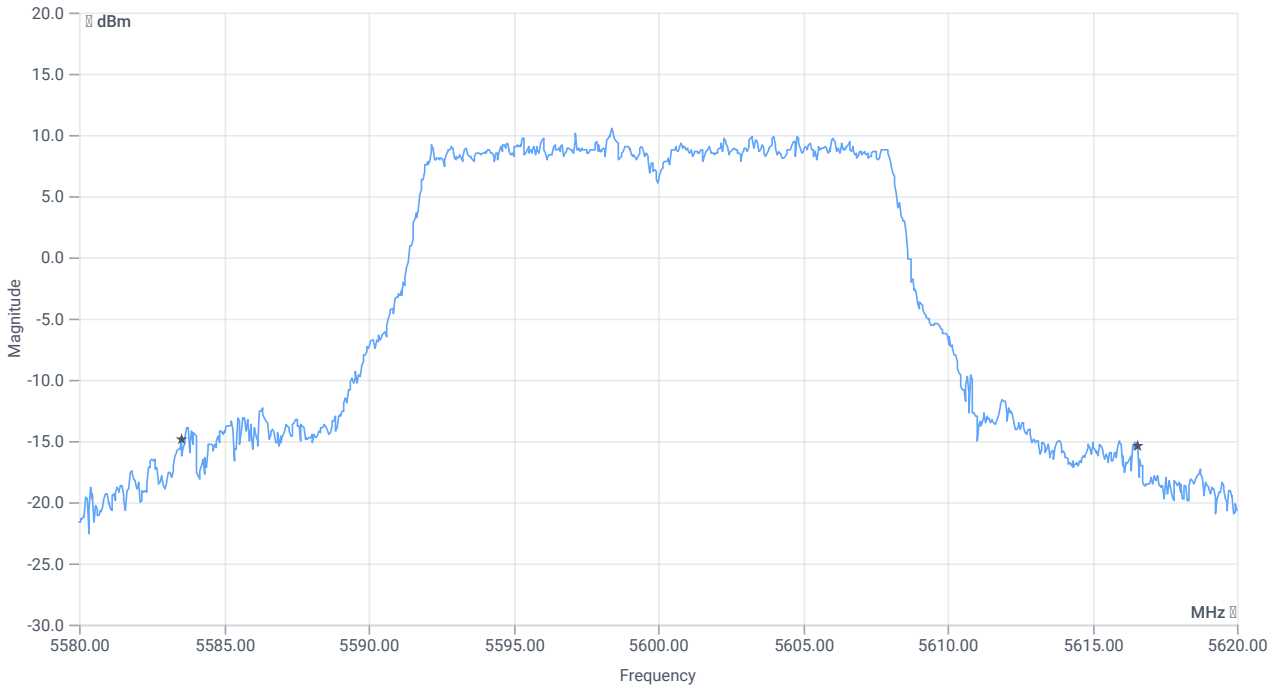

BW 26dB

RESULT

DESCRIPTION	LOWER LIMIT	UPPER LIMIT	MEASURED	UNIT	VERDICT
Bandwidth 26dB	---	---	33.04	MHz	INFO
T1 26dB	---	---	5583.5200	MHz	INFO
T2 26dB	---	---	5616.5600	MHz	INFO

Maximum Output Power

READ SA SETTINGS:

RefLevel [dBm] | RefLevelOffset [dB] | InpAtt [dB]	27.44 | 16.74 | 25
Start [MHz] | Stop [MHz]	5580.000 | 5620.000
RBW [MHz] | VBW [MHz]	1.000000 | 3.000000
Detector | TraceMode	RMS | MAXH
Sweep: time [ms] | count | points per Section | type	53700 | 1 | 161 | SWE

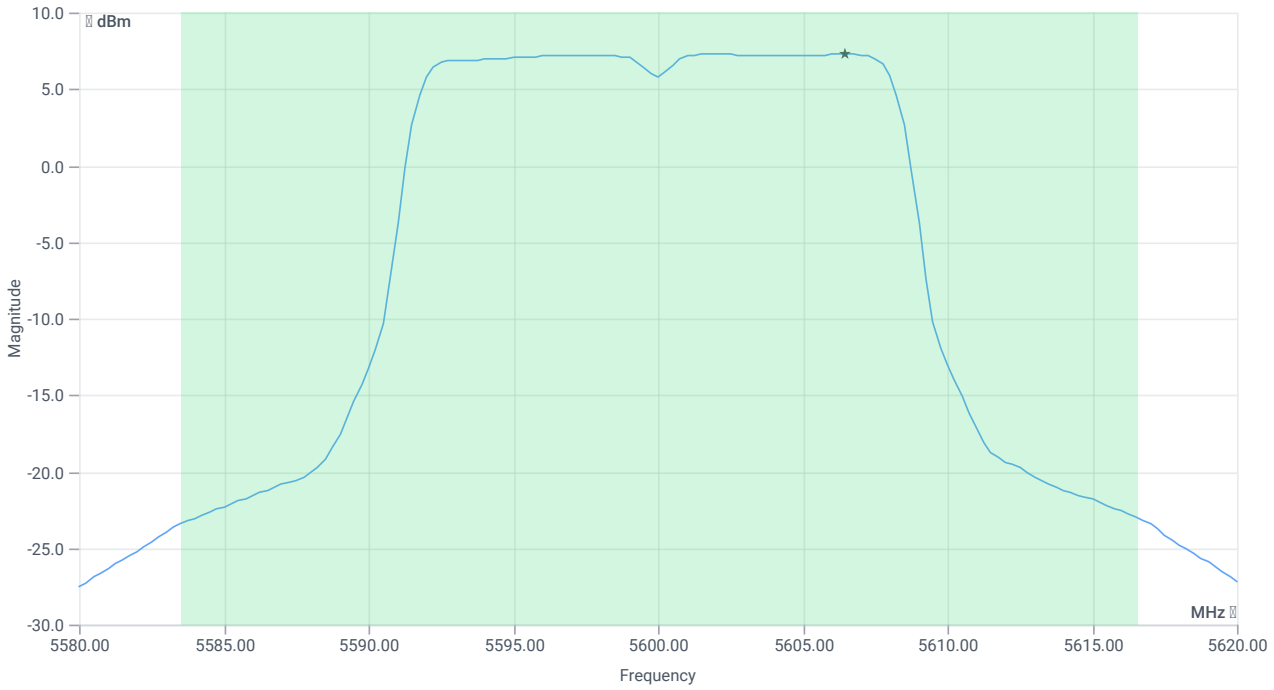

Max OP and PSD

RESULT

DESCRIPTION	LOWER LIMIT	UPPER LIMIT	MEASURED	UNIT	VERDICT
Max Output Power	---	---	18.99	dBm	INFO
Duty Cycle Correction	---	---	0	dB	INFO
Limit absolute					
Max Output Power DC corrected	---	24	18.99	dBm	PASS
Limit: 11 dBm + 10 log 33.04					
Max Output Power DC corrected	---	26.19	18.99	dBm	PASS

Power Spectral Density

RESULT

DESCRIPTION	LOWER LIMIT	UPPER LIMIT	MEASURED	UNIT	VERDICT
Power Spectral Density	---	---	7.3	dBm/1MHz	INFO
Duty Cycle Correction	---	---	0	dB	INFO
Power Spectral Density DC corrected	---	11	7.3	dBm/1MHz	PASS

Verdict
PASS

FCC 15.407, ISED RSS247 # Bandwidths 99PCT and 20dB ~ WLAN5Gx a mode U-NII-2C

References

TC start	17.01.2024 13:56:37
Ambit temp [°C] | humidity [rel%]	21.9 | 28
System version	4.7.1.5
Standard | Version	FCC 15.407, ISED RSS247 | NI
Method	26dB Bandwidth KDB789033 D02, C.1 / ISED RSS-GEN
Description	FCC 15.407 Bandwidths - WLAN5Gx a mode U-NII-2C
Information	

EUT Common Settings WLAN5Gx

Number of Antenna Ports	2
User Interaction	No
Device Class UNII_1	Client
Limit W52 Japan	Standard

Test Parameter

Technology to test	WLAN5Gx a mode
Antenna port used	1
Temperature	nom
Voltage	nom
Frequency low to test	False | Freq [MHz] 5500
Frequency mid to test	True | Freq [MHz] 5600
Frequency high to test	False | Freq [MHz] 5700
Auto control enabled power supply | Climatic Box	No | No
Additional path loss [dB]	1.4
Full path name | type	EUT - SignalingUnit - SpectrumAnalyzer

Equipment

Signal analyzer,Rohde&Schwarz,FSV-40,1307.9002K40/101042,3.70
Switch matrix,CTCadvanced,SPM-4 NI DAQ,28016133,NI

Test at TX 5600 MHz

RESULT: Reference Power cond.

DESCRIPTION	LOWER LIMIT	UPPER LIMIT	MEASURED	UNIT	VERDICT
Ref. Power 1MHz/1MHz cond.	---	---	15.00	dBm	INFO
Ref. Frequency	---	---	5601.400	MHz	INFO

READ SA SETTINGS:

RefLevel [dBm] | RefLevelOffset [dB] | InpAtt [dB]	23.00 | 16.74 | 25
Start [MHz] | Stop [MHz]	5575.000 | 5625.000
RBW [MHz] | VBW [MHz]	0.300000 | 1.000000
Detector | TraceMode	POS | MAXH
Sweep: time [ms] | count | points per Section | type	1 | 2500 | 1001 | SWE

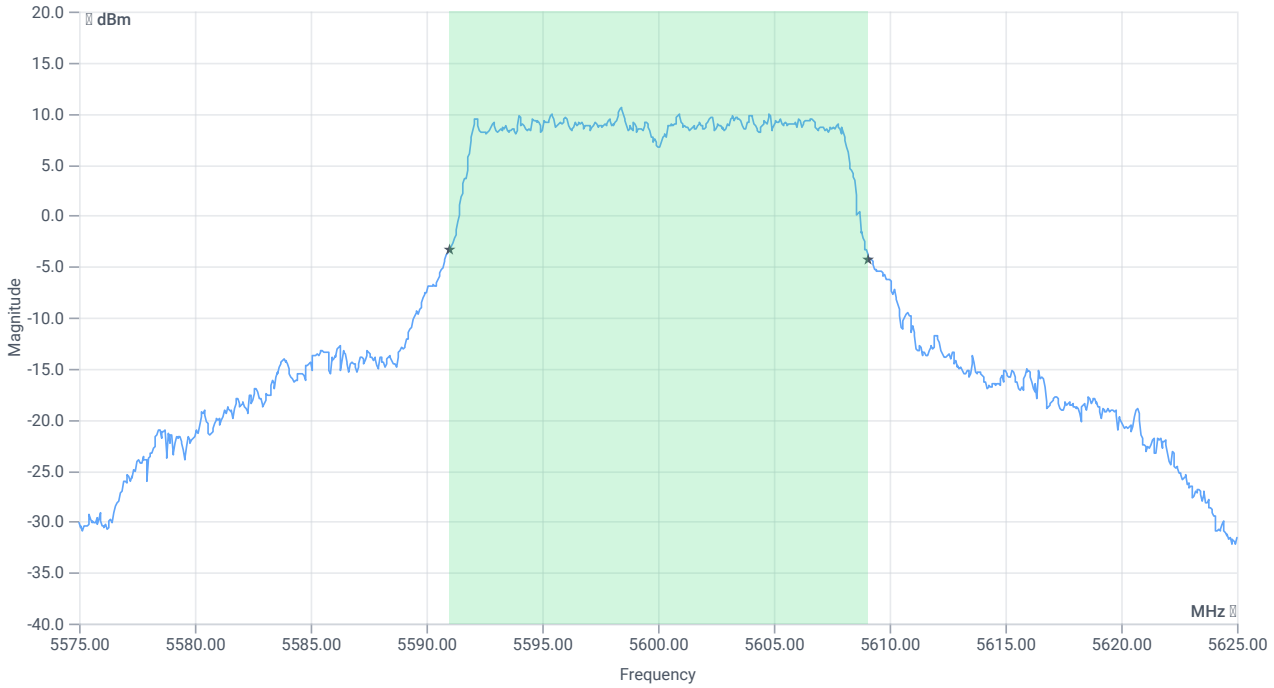

BW 99PCT

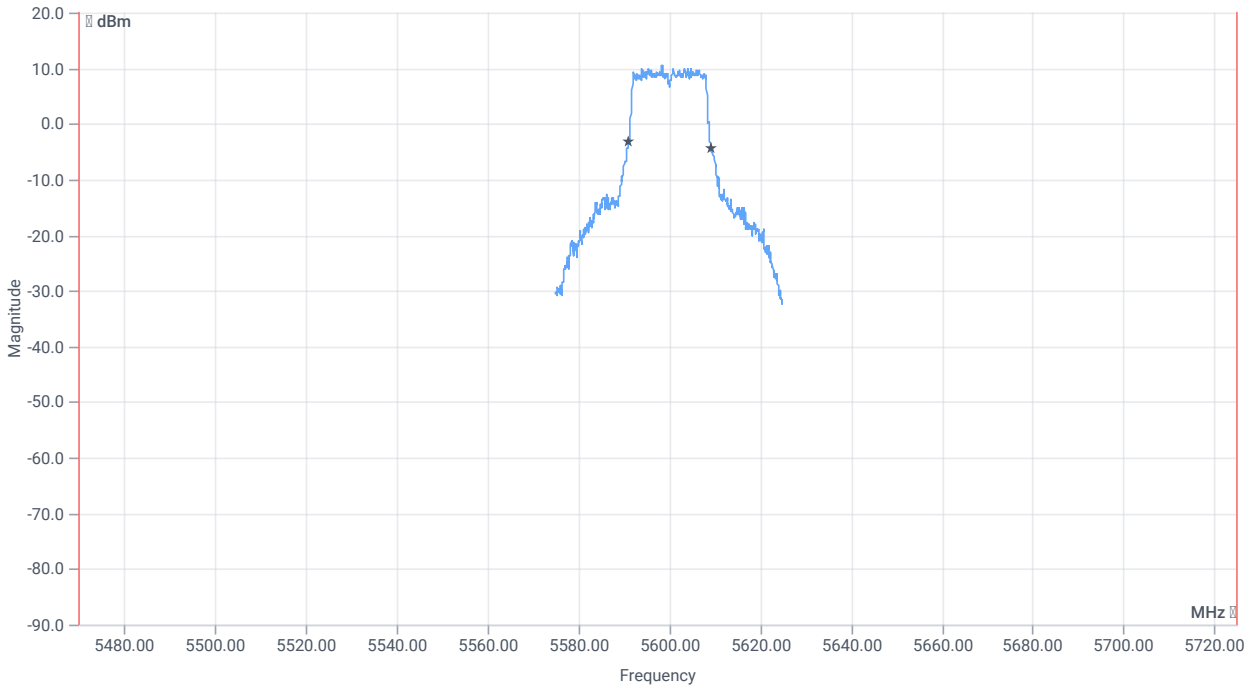

BW within Band 99PCT

RESULT

DESCRIPTION	LOWER LIMIT	UPPER LIMIT	MEASURED	UNIT	VERDICT
Bandwidth 99%	---	---	18.082	MHz	INFO
T1 99%	5470.000000	---	5591.0090	MHz	PASS since U-NII-3 is supported
T2 99%	---	5725.000000	5609.0909	MHz	

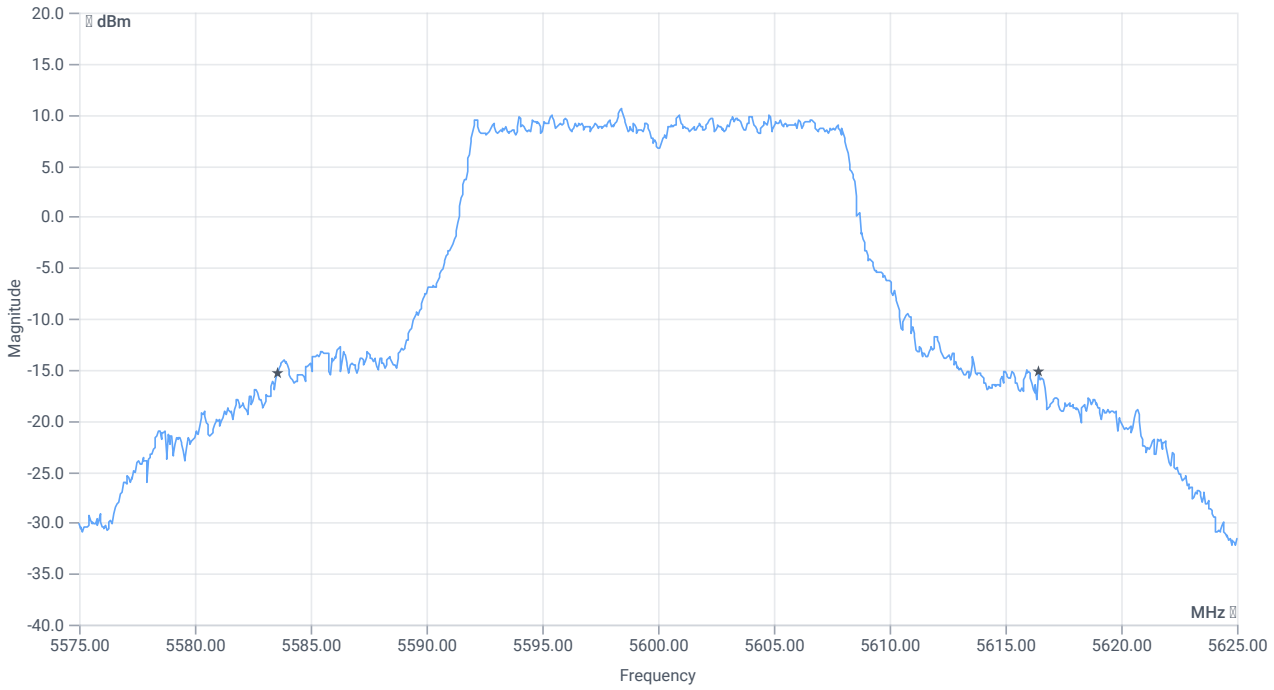

BW 26dB

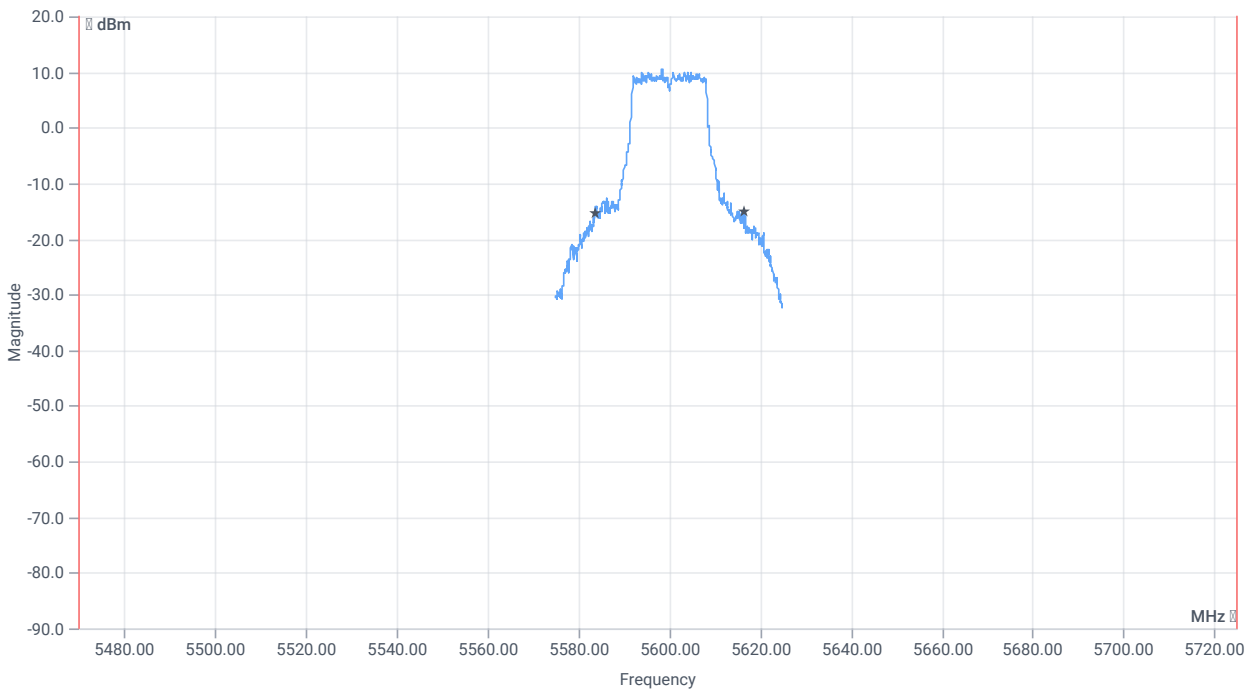

BW within Band 26dB

RESULT

DESCRIPTION	LOWER LIMIT	UPPER LIMIT	MEASURED	UNIT	VERDICT
Bandwidth 26dB	---	---	32.9	MHz	INFO

RESULT

DESCRIPTION	LOWER LIMIT	UPPER LIMIT	MEASURED	UNIT	VERDICT
T1 26dB	5470.000000	---	5583.5500	MHz	PASS since U-NII-3 is supported
T2 26dB	---	5725.000000	5616.4500	MHz	

Verdict
PASS

FCC 15.407 # Max output power and psd ~ WLAN5Gx a mode U-NII-2C

References

TC start	17.01.2024 13:57:36
Ambit temp [°C] | humidity [rel%]	21.9 | 28
System version	4.7.1.5
Standard | Version	FCC 15.407 | NI
Method	KDB789033 D02, F., E.2.e.
Description	FCC 15.407 Max Output Power & PSD - WLAN5Gx a mode U-NII-2C
Information	

EUT Common Settings WLAN5Gx

Number of Antenna Ports	2
User Interaction	No
Device Class UNII_1	Client
Limit W52 Japan	Standard

Test Parameter

Technology to test	WLAN5Gx a mode
Antenna port used	2
Temperature	nom
Voltage	nom
Frequency low to test	False | Freq [MHz] 5500
Frequency mid to test	True | Freq [MHz] 5600
Frequency high to test	False | Freq [MHz] 5700
Auto control enabled power supply | Climatic Box	No | No
Additional path loss [dB]	1.4
Full path name | type	EUT - SignalingUnit - SpectrumAnalyzer

Equipment

Signal analyzer,Rohde&Schwarz,FSV-40,1307.9002K40/101042,3.70
Switch matrix,CTCadvanced,SPM-4 NI DAQ,28016133,NI

Test at TX 5600 MHz

RESULT: Reference Power cond.

DESCRIPTION	LOWER LIMIT	UPPER LIMIT	MEASURED	UNIT	VERDICT
Ref. Power 1MHz/1MHz cond.	---	---	16.21	dBm	INFO
Ref. Frequency	---	---	5598.600	MHz	INFO

Evaluation max. Duty Cycle

Duty Cycle evaluation

DESCRIPTION	LOWER LIMIT	UPPER LIMIT	MEASURED	UNIT	VERDICT
No enough Bursts detected, Duty Cycle Burst Ratio set to 1					
Duty Cycle (Burst Ratio) max	---	---	1	---	INFO
Duty Cycle max	---	---	0	dB	INFO
Duty Cycle (Burst Ratio) min	---	---	1	---	INFO
Duty Cycle min	---	---	0	dB	INFO

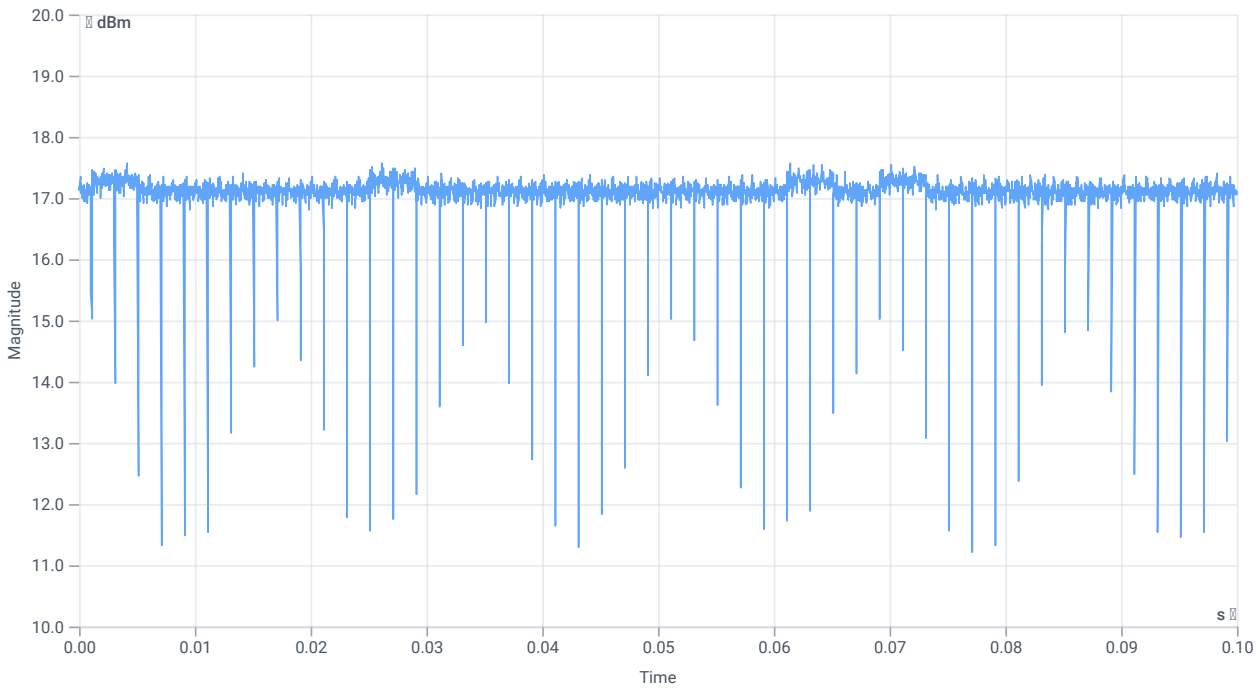

Duty cycle

Evaluation Bandwidth

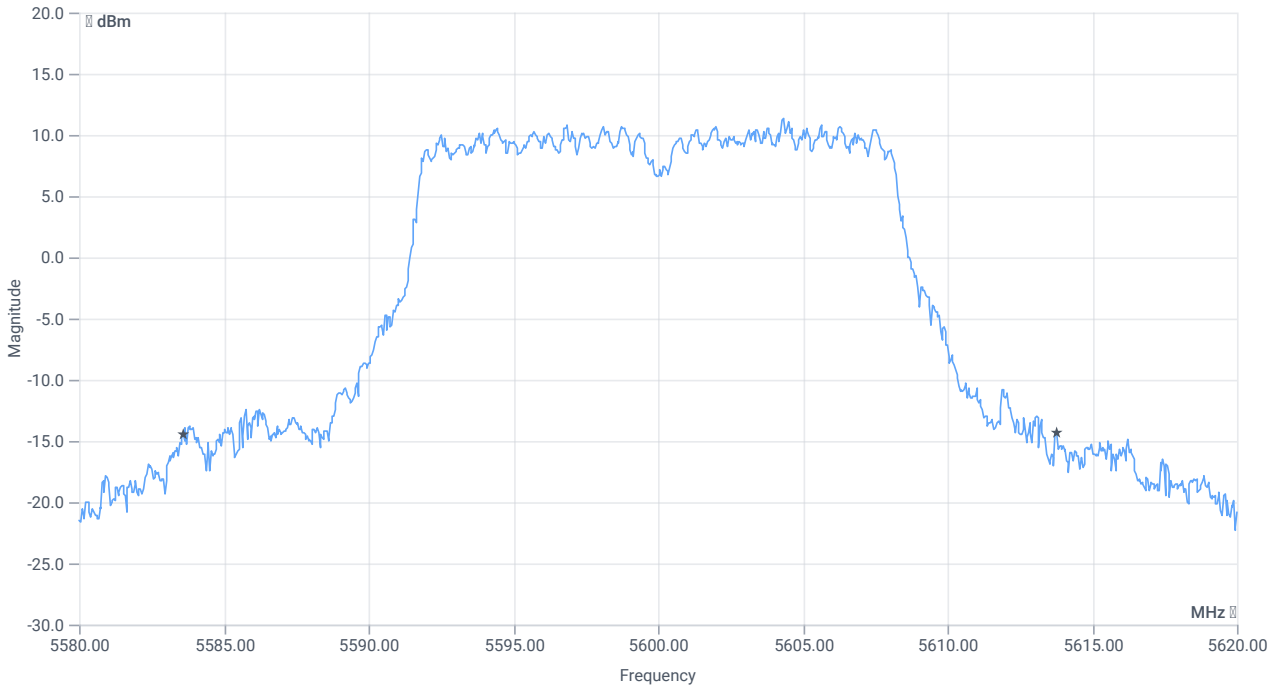

BW 26dB

RESULT

DESCRIPTION	LOWER LIMIT	UPPER LIMIT	MEASURED	UNIT	VERDICT
Bandwidth 26dB	---	---	30.16	MHz	INFO
T1 26dB	---	---	5583.6000	MHz	INFO
T2 26dB	---	---	5613.7600	MHz	INFO

Maximum Output Power

READ SA SETTINGS:

RefLevel [dBm] | RefLevelOffset [dB] | InpAtt [dB]	28.21 | 16.74 | 30
Start [MHz] | Stop [MHz]	5580.000 | 5620.000
RBW [MHz] | VBW [MHz]	1.000000 | 3.000000
Detector | TraceMode	RMS | MAXH
Sweep: time [ms] | count | points per Section | type	53700 | 1 | 161 | SWE

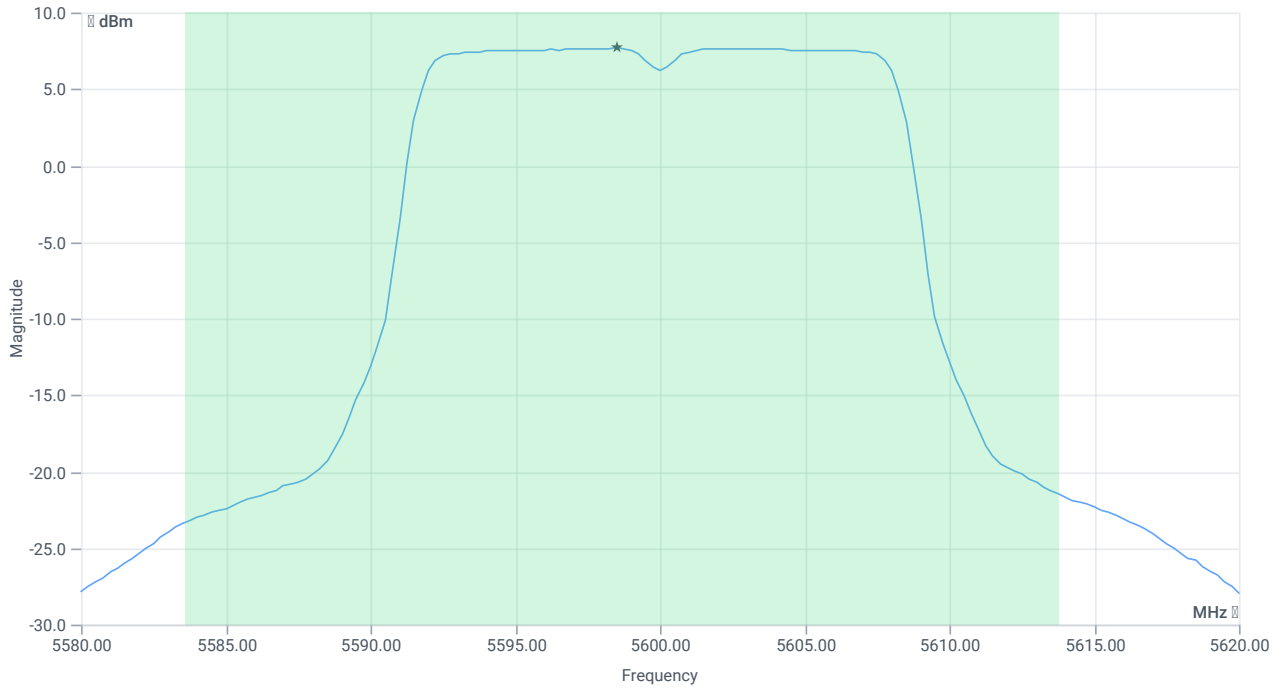

Max OP and PSD

RESULT

DESCRIPTION	LOWER LIMIT	UPPER LIMIT	MEASURED	UNIT	VERDICT
Max Output Power	---	---	19.38	dBm	INFO
Duty Cycle Correction	---	---	0	dB	INFO
Limit absolute					
Max Output Power DC corrected	---	24	19.38	dBm	PASS
Limit: 11 dBm + 10 log 30.16					
Max Output Power DC corrected	---	25.79	19.38	dBm	PASS

Power Spectral Density

RESULT

DESCRIPTION	LOWER LIMIT	UPPER LIMIT	MEASURED	UNIT	VERDICT
Power Spectral Density	---	---	7.68	dBm/1MHz	INFO
Duty Cycle Correction	---	---	0	dB	INFO
Power Spectral Density DC corrected	---	11	7.68	dBm/1MHz	PASS

Verdict
PASS

FCC 15.407, ISED RSS247 # Bandwidths 99PCT and 20dB ~ WLAN5Gx a mode U-NII-2C

References

TC start	17.01.2024 14:00:30
Ambit temp [°C] | humidity [rel%]	21.9 | 28
System version	4.7.1.5
Standard | Version	FCC 15.407, ISED RSS247 | NI
Method	26dB Bandwidth KDB789033 D02, C.1 / ISED RSS-GEN
Description	FCC 15.407 Bandwidths - WLAN5Gx a mode U-NII-2C
Information	

EUT Common Settings WLAN5Gx

Number of Antenna Ports	2
User Interaction	No
Device Class UNII_1	Client
Limit W52 Japan	Standard

Test Parameter

Technology to test	WLAN5Gx a mode
Antenna port used	2
Temperature	nom
Voltage	nom
Frequency low to test	False | Freq [MHz] 5500
Frequency mid to test	True | Freq [MHz] 5600
Frequency high to test	False | Freq [MHz] 5700
Auto control enabled power supply | Climatic Box	No | No
Additional path loss [dB]	1.4
Full path name | type	EUT - SignalingUnit - SpectrumAnalyzer

Equipment

Signal analyzer,Rohde&Schwarz,FSV-40,1307.9002K40/101042,3.70
Switch matrix,CTCadvanced,SPM-4 NI DAQ,28016133,NI

Test at TX 5600 MHz

RESULT: Reference Power cond.

DESCRIPTION	LOWER LIMIT	UPPER LIMIT	MEASURED	UNIT	VERDICT
Ref. Power 1MHz/1MHz cond.	---	---	15.51	dBm	INFO
Ref. Frequency	---	---	5596.000	MHz	INFO

READ SA SETTINGS:

RefLevel [dBm] | RefLevelOffset [dB] | InpAtt [dB]	23.51 | 16.74 | 25
Start [MHz] | Stop [MHz]	5575.000 | 5625.000
RBW [MHz] | VBW [MHz]	0.300000 | 1.000000
Detector | TraceMode	POS | MAXH
Sweep: time [ms] | count | points per Section | type	1 | 2500 | 1001 | SWE

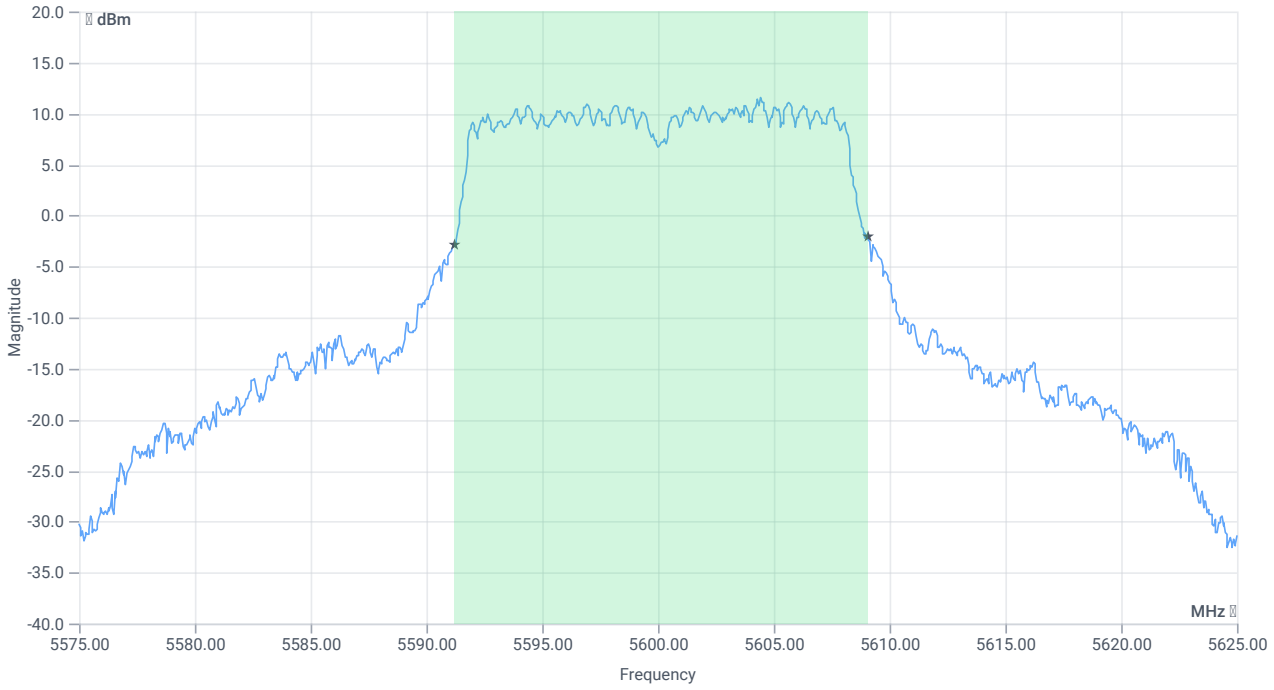

BW 99PCT

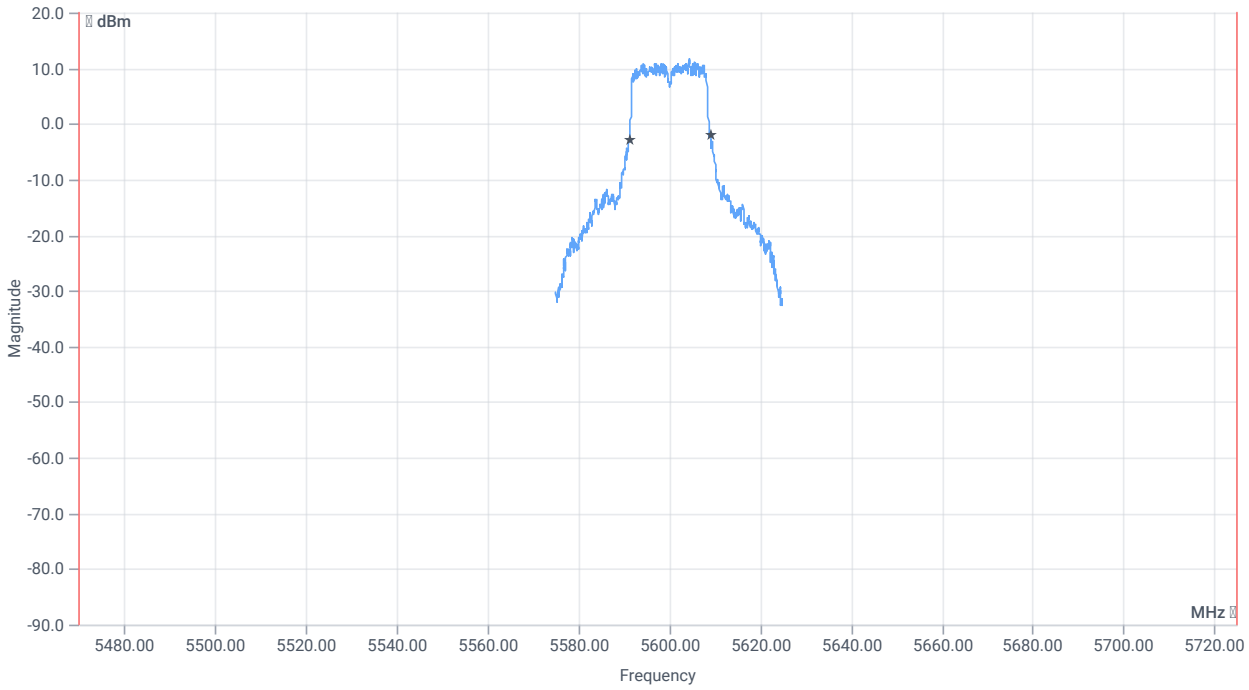

BW within Band 99PCT

RESULT

DESCRIPTION	LOWER LIMIT	UPPER LIMIT	MEASURED	UNIT	VERDICT
Bandwidth 99%	---	---	17.832	MHz	INFO
T1 99%	5470.000000	---	5591.2088	MHz	PASS since U-NII-3 is supported
T2 99%	---	5725.000000	5609.0410	MHz	

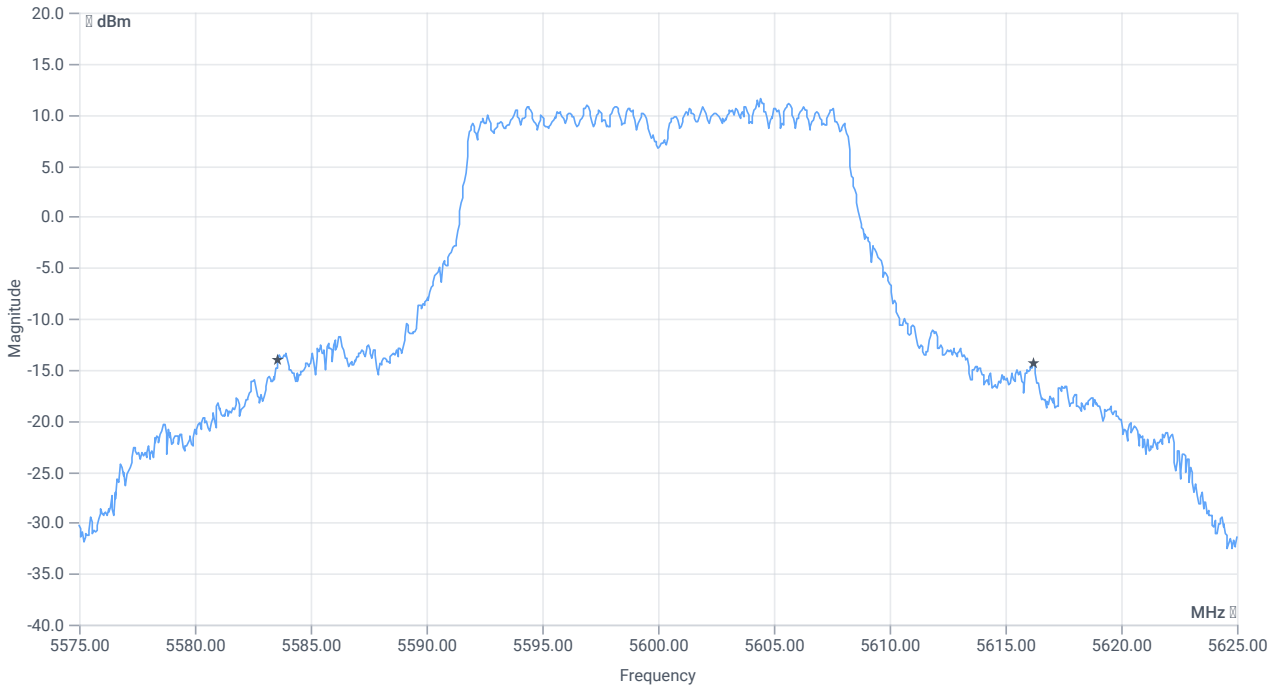

BW 26dB

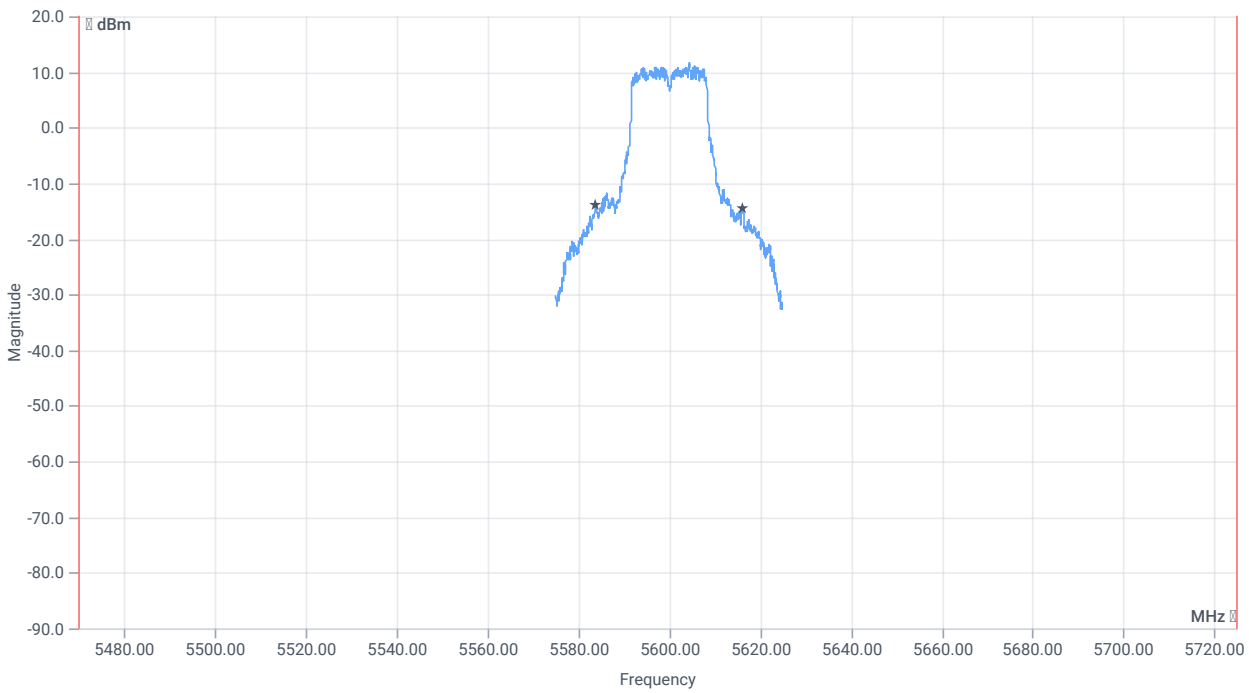

BW within Band 26dB

RESULT

DESCRIPTION	LOWER LIMIT	UPPER LIMIT	MEASURED	UNIT	VERDICT
Bandwidth 26dB	---	---	32.6	MHz	INFO

RESULT

DESCRIPTION	LOWER LIMIT	UPPER LIMIT	MEASURED	UNIT	VERDICT
T1 26dB	5470.000000	---	5583.6000	MHz	PASS since U-NII-3 is supported
T2 26dB	---	5725.000000	5616.2000	MHz	

Verdict
PASS

FCC 15.407 # MIMO ∑ Max output power and psd ~ WLAN5Gx a mode U-NII-2C

References

TC start	17.01.2024 14:01:01
Ambit temp [°C] | humidity [rel%]	21.9 | 28
System version	4.7.1.5
Standard | Version	FCC 15.407 | NI
Method	
Description	MIMO ∑ FCC Power & psd - WLAN5Gx a mode U-NII-2C
Information	

EUT Common Settings WLAN5Gx

Number of Antenna Ports	2
User Interaction	No
Device Class UNII_1	Client
Limit W52 Japan	Standard

Test Parameter

Technology to test	WLAN5Gx a mode
Antenna port used	several
Temperature	nom
Voltage	nom
Frequency low to test	False | Freq [MHz] 5500
Frequency mid to test	True | Freq [MHz] 5600
Frequency high to test	False | Freq [MHz] 5700
Auto control enabled power supply | Climatic Box	No | No
Additional path loss [dB]	1.4
Full path name | type	None

Equipment

Test at TX 5600 MHz

RESULT Power

DESCRIPTION	LOWER LIMIT	UPPER LIMIT	MEASURED	UNIT	VERDICT
Ant:1 Max Output Power DC corrected	---	---	18.99	dBm	INFO
Ant:1 BW 26dB	---	---	33.040	MHz	INFO
Ant:2 Max Output Power DC corrected	---	---	19.38	dBm	INFO
Ant:2 BW 26dB	---	---	30.160	MHz	INFO
∑ Limit absolute	---	24	22.2	dBm	PASS
∑ Limit: 11 dBm + 10 log 30.16	---	25.79	22.2	dBm	PASS

RESULT PSD

DESCRIPTION	LOWER LIMIT	UPPER LIMIT	MEASURED	UNIT	VERDICT
Ant:1 PSD	---	---	7.3	dBm/1MHz	INFO
Ant:2 PSD	---	---	7.68	dBm/1MHz	INFO
∑	---	11	10.5	dBm/1MHz	PASS

Verdict
PASS

NA # Message with SA scan ~

References

TC start	17.01.2024 14:13:17
Ambit temp [°C] | humidity [rel%]	21.9 | 28
System version	4.7.1.5
Standard | Version	NA | NI
Method	
Description	Message with SA Scan a_mode_U_NII_2C
Information	

Test Parameter

Switched Path	EUT - SignalingUnit - SpectrumAnalyzer
Message start	17.01.2024 14:13:17
Message	set WLAN5Gx to a_mode_U_NII_2C, Frequency [MHz] 5700 Information:

Equipment

Signal analyzer,Rohde&Schwarz,FSV-40,1307.9002K40/101042,3.70
Switch matrix,CTCadvanced,SPM-4 NI DAQ,28016133,NI

Verdict
INFO

FCC 15.407 # Max output power and psd ~ WLAN5Gx a mode U-NII-2C

References

TC start	17.01.2024 14:15:28
Ambit temp [°C] | humidity [rel%]	21.9 | 28
System version	4.7.1.5
Standard | Version	FCC 15.407 | NI
Method	KDB789033 D02, F., E.2.e.
Description	FCC 15.407 Max Output Power & PSD - WLAN5Gx a mode U-NII-2C
Information	

EUT Common Settings WLAN5Gx

Number of Antenna Ports	2
User Interaction	No
Device Class UNII_1	Client
Limit W52 Japan	Standard

Test Parameter

Technology to test	WLAN5Gx a mode
Antenna port used	1
Temperature	nom
Voltage	nom
Frequency low to test	False | Freq [MHz] 5500
Frequency mid to test	False | Freq [MHz] 5600
Frequency high to test	True | Freq [MHz] 5700
Auto control enabled power supply | Climatic Box	No | No
Additional path loss [dB]	1.4
Full path name | type	EUT - SignalingUnit - SpectrumAnalyzer

Equipment

Signal analyzer,Rohde&Schwarz,FSV-40,1307.9002K40/101042,3.70
Switch matrix,CTCadvanced,SPM-4 NI DAQ,28016133,NI

Test at TX 5700 MHz

RESULT: Reference Power cond.

DESCRIPTION	LOWER LIMIT	UPPER LIMIT	MEASURED	UNIT	VERDICT
Ref. Power 1MHz/1MHz cond.	---	---	15.40	dBm	INFO
Ref. Frequency	---	---	5695.200	MHz	INFO

Evaluation max. Duty Cycle

Duty Cycle evaluation

DESCRIPTION	LOWER LIMIT	UPPER LIMIT	MEASURED	UNIT	VERDICT
No enough Bursts detected, Duty Cycle Burst Ratio set to 1					
Duty Cycle (Burst Ratio) max	---	---	1	---	INFO
Duty Cycle max	---	---	0	dB	INFO
Duty Cycle (Burst Ratio) min	---	---	1	---	INFO
Duty Cycle min	---	---	0	dB	INFO

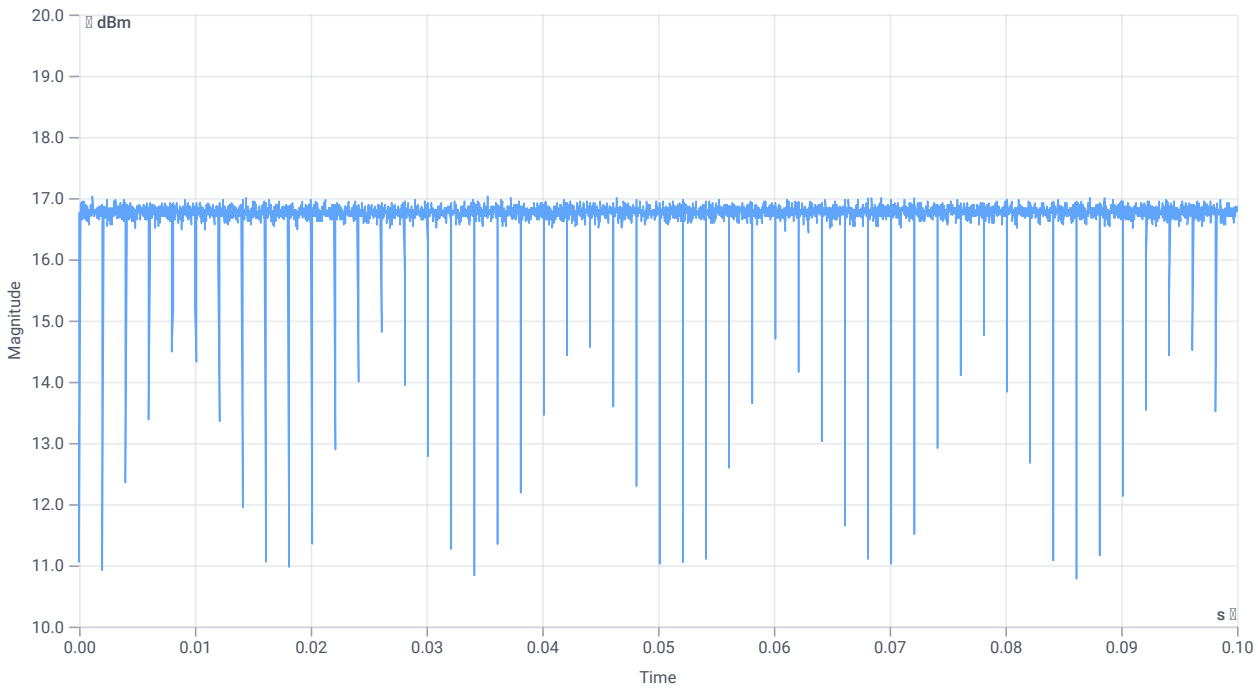

Duty cycle

Evaluation Bandwidth

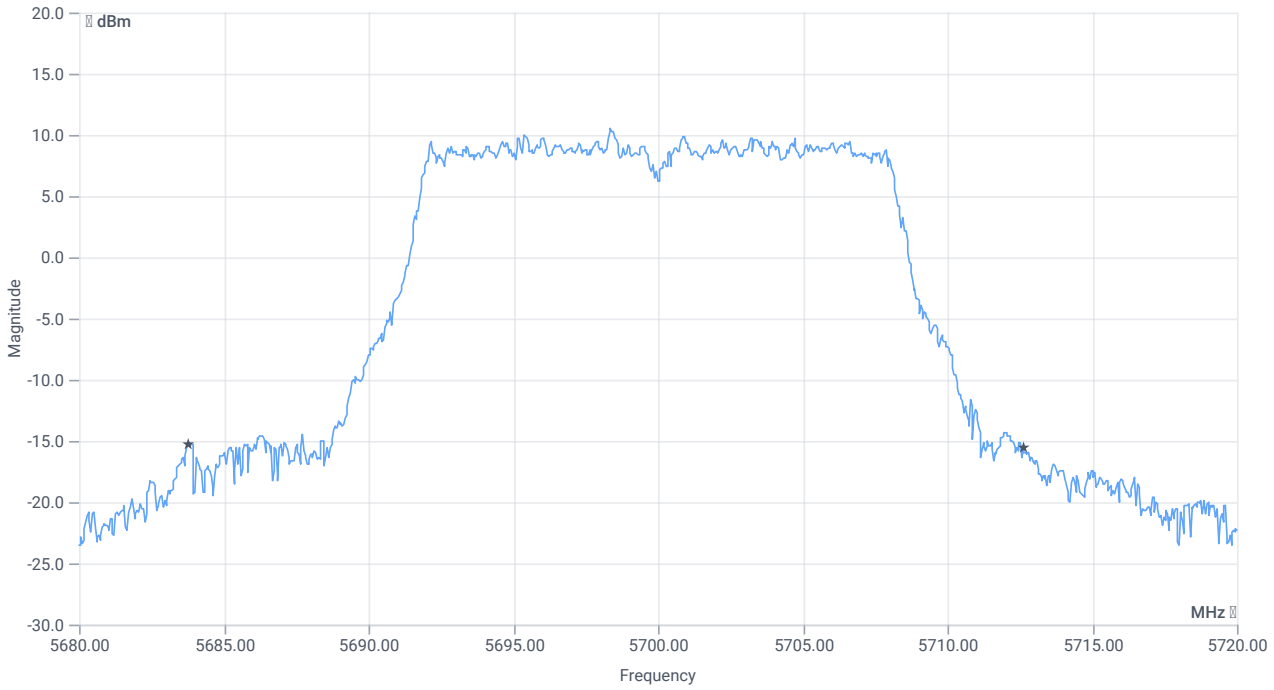

BW 26dB

RESULT

DESCRIPTION	LOWER LIMIT	UPPER LIMIT	MEASURED	UNIT	VERDICT
Bandwidth 26dB	---	---	28.84	MHz	INFO
T1 26dB	---	---	5683.7600	MHz	INFO
T2 26dB	---	---	5712.6000	MHz	INFO

Maximum Output Power

READ SA SETTINGS:

RefLevel [dBm] | RefLevelOffset [dB] | InpAtt [dB]	27.40 | 16.6 | 25
Start [MHz] | Stop [MHz]	5680.000 | 5720.000
RBW [MHz] | VBW [MHz]	1.000000 | 3.000000
Detector | TraceMode	RMS | MAXH
Sweep: time [ms] | count | points per Section | type	53700 | 1 | 161 | SWE

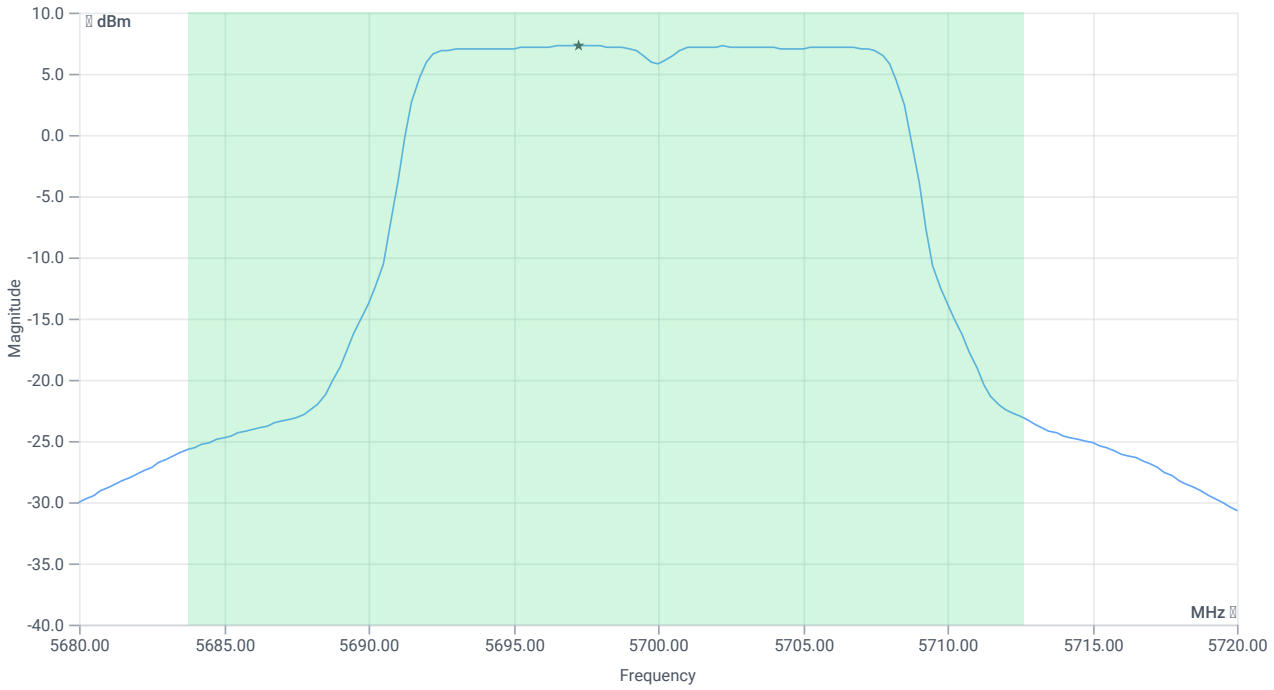

Max OP and PSD

RESULT

DESCRIPTION	LOWER LIMIT	UPPER LIMIT	MEASURED	UNIT	VERDICT
Max Output Power	---	---	18.98	dBm	INFO
Duty Cycle Correction	---	---	0	dB	INFO
Limit absolute					
Max Output Power DC corrected	---	24	18.98	dBm	PASS
Limit: 11 dBm + 10 log 28.84					
Max Output Power DC corrected	---	25.6	18.98	dBm	PASS

Power Spectral Density

RESULT

DESCRIPTION	LOWER LIMIT	UPPER LIMIT	MEASURED	UNIT	VERDICT
Power Spectral Density	---	---	7.26	dBm/1MHz	INFO
Duty Cycle Correction	---	---	0	dB	INFO
Power Spectral Density DC corrected	---	11	7.26	dBm/1MHz	PASS

Verdict
PASS

FCC 15.407, ISED RSS247 # Bandwidths 99PCT and 20dB ~ WLAN5Gx a mode U-NII-2C

References

TC start	17.01.2024 14:18:23
Ambit temp [°C] | humidity [rel%]	21.9 | 28
System version	4.7.1.5
Standard | Version	FCC 15.407, ISED RSS247 | NI
Method	26dB Bandwidth KDB789033 D02, C.1 / ISED RSS-GEN
Description	FCC 15.407 Bandwidths - WLAN5Gx a mode U-NII-2C
Information	

EUT Common Settings WLAN5Gx

Number of Antenna Ports	2
User Interaction	No
Device Class UNII_1	Client
Limit W52 Japan	Standard

Test Parameter

Technology to test	WLAN5Gx a mode
Antenna port used	1
Temperature	nom
Voltage	nom
Frequency low to test	False | Freq [MHz] 5500
Frequency mid to test	False | Freq [MHz] 5600
Frequency high to test	True | Freq [MHz] 5700
Auto control enabled power supply | Climatic Box	No | No
Additional path loss [dB]	1.4
Full path name | type	EUT - SignalingUnit - SpectrumAnalyzer

Equipment

Signal analyzer,Rohde&Schwarz,FSV-40,1307.9002K40/101042,3.70
Switch matrix,CTCadvanced,SPM-4 NI DAQ,28016133,NI

Test at TX 5700 MHz

RESULT: Reference Power cond.

DESCRIPTION	LOWER LIMIT	UPPER LIMIT	MEASURED	UNIT	VERDICT
Ref. Power 1MHz/1MHz cond.	---	---	15.47	dBm	INFO
Ref. Frequency	---	---	5701.800	MHz	INFO

READ SA SETTINGS:

RefLevel [dBm] | RefLevelOffset [dB] | InpAtt [dB]	23.47 | 16.6 | 25
Start [MHz] | Stop [MHz]	5675.000 | 5725.000
RBW [MHz] | VBW [MHz]	0.300000 | 1.000000
Detector | TraceMode	POS | MAXH
Sweep: time [ms] | count | points per Section | type	1 | 2500 | 1001 | SWE

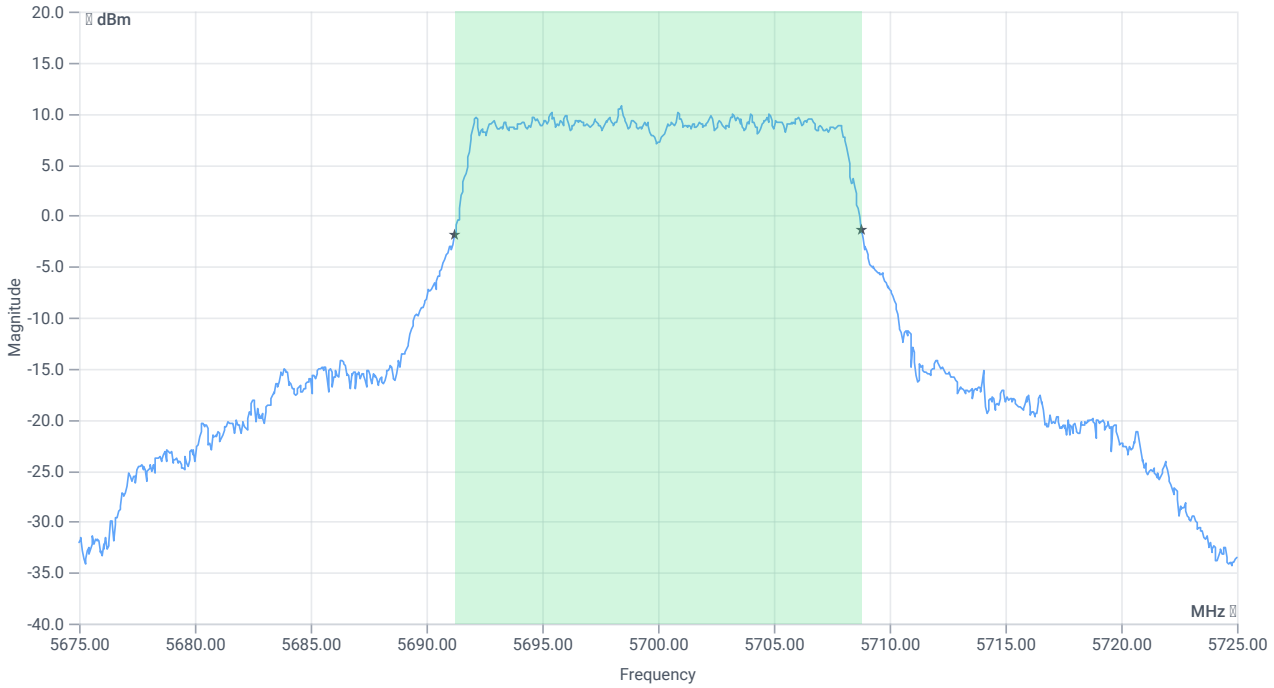

BW 99PCT

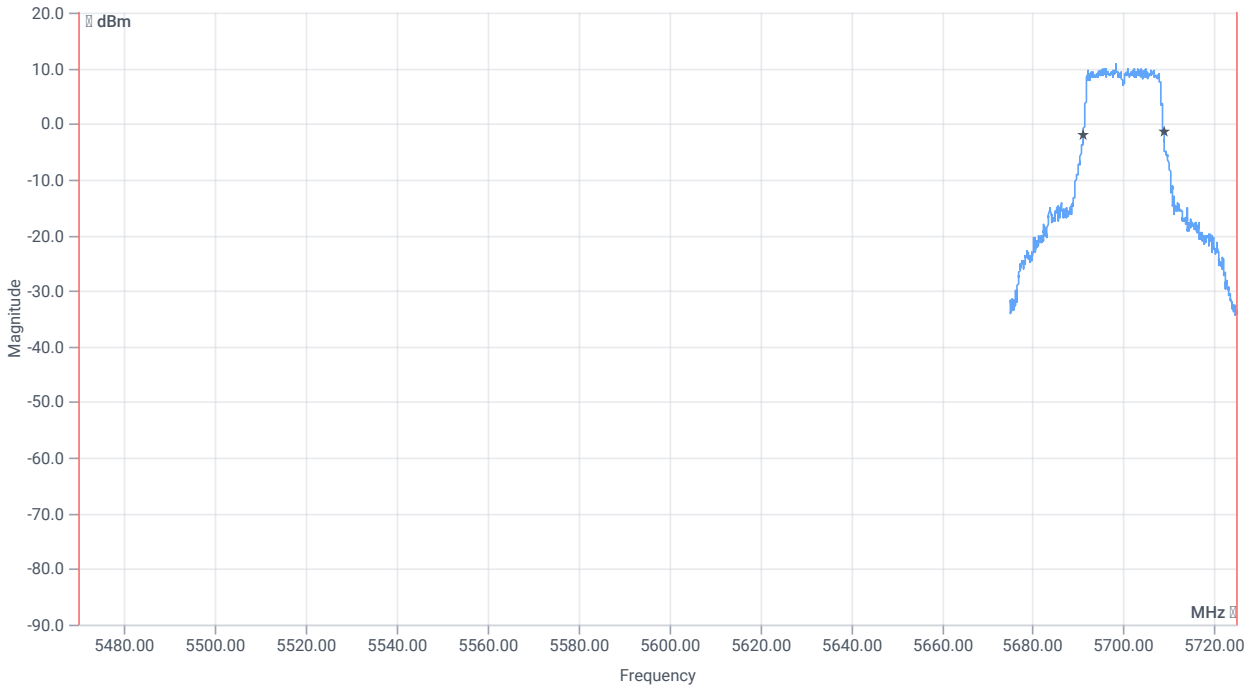

BW within Band 99PCT

RESULT

DESCRIPTION	LOWER LIMIT	UPPER LIMIT	MEASURED	UNIT	VERDICT
Bandwidth 99%	---	---	17.582	MHz	INFO
T1 99%	5470.000000	---	5691.2088	MHz	PASS since U-NII-3 is supported
T2 99%	---	5725.000000	5708.7912	MHz	

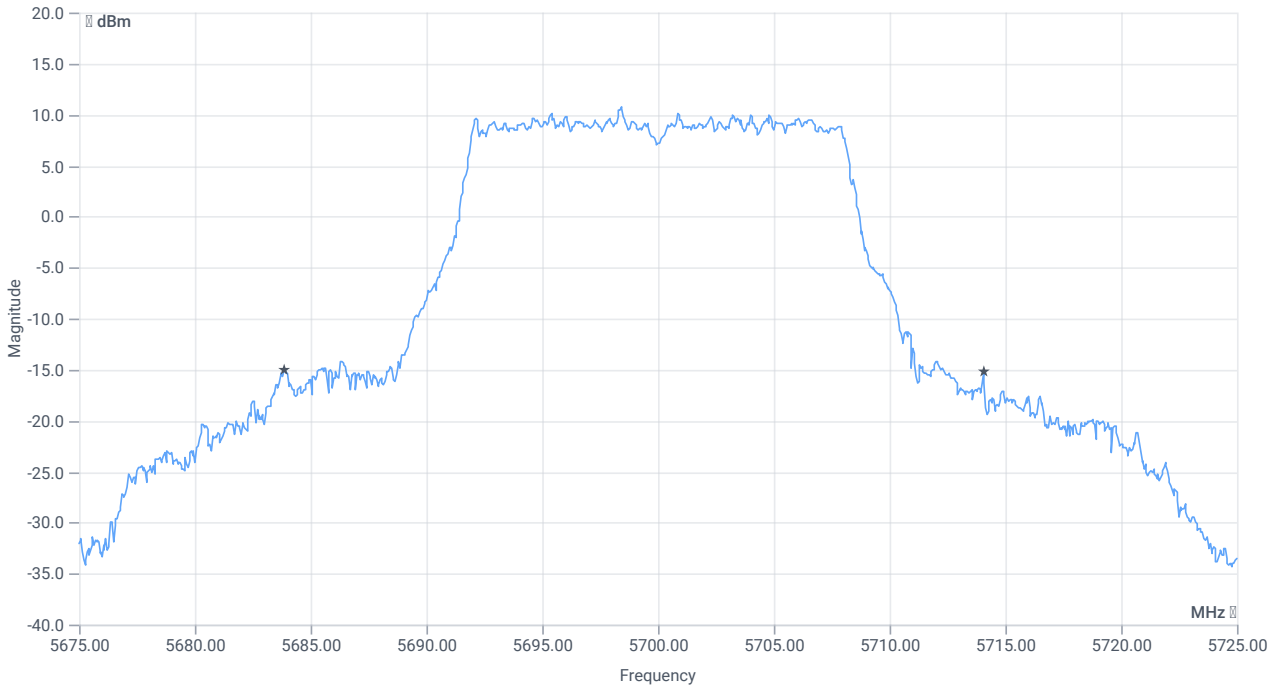

BW 26dB

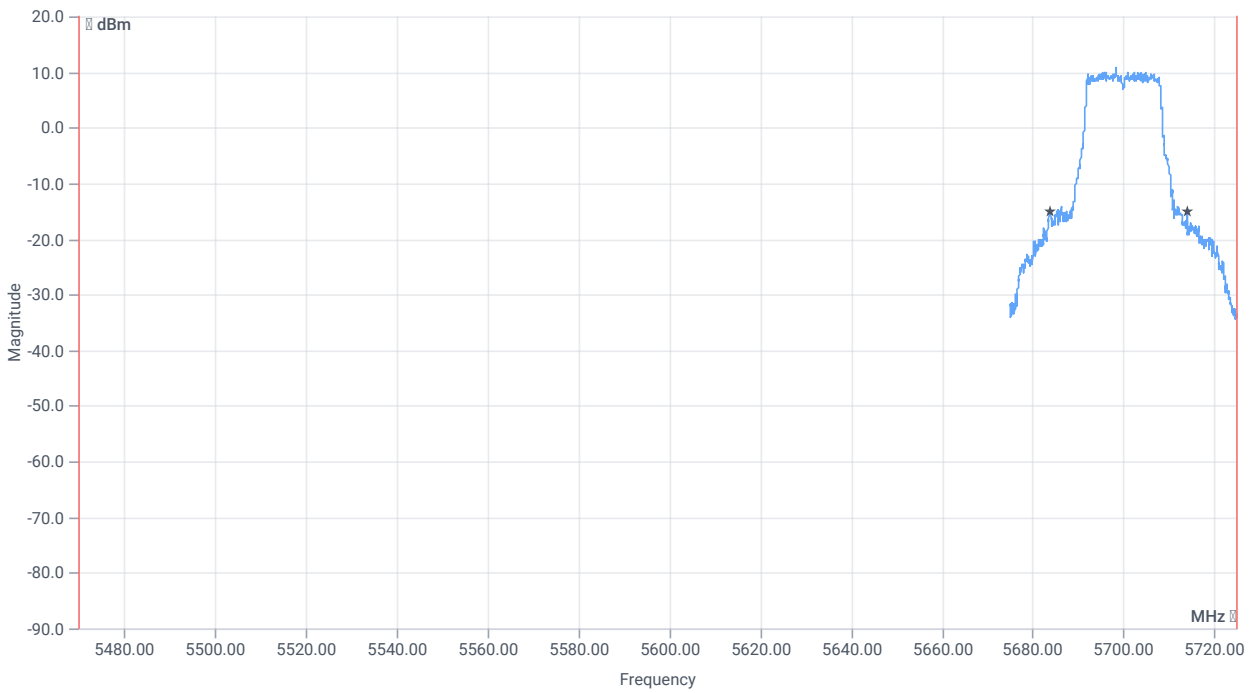

BW within Band 26dB

RESULT

DESCRIPTION	LOWER LIMIT	UPPER LIMIT	MEASURED	UNIT	VERDICT
Bandwidth 26dB	---	---	30.2	MHz	INFO

RESULT

DESCRIPTION	LOWER LIMIT	UPPER LIMIT	MEASURED	UNIT	VERDICT
T1 26dB	5470.000000	---	5683.8500	MHz	PASS since U-NII-3 is supported
T2 26dB	---	5725.000000	5714.0500	MHz	

Verdict
PASS

FCC 15.407 # Max output power and psd ~ WLAN5Gx a mode U-NII-2C

References

TC start	17.01.2024 14:18:54
Ambit temp [°C] | humidity [rel%]	21.9 | 28
System version	4.7.1.5
Standard | Version	FCC 15.407 | NI
Method	KDB789033 D02, F., E.2.e.
Description	FCC 15.407 Max Output Power & PSD - WLAN5Gx a mode U-NII-2C
Information	

EUT Common Settings WLAN5Gx

Number of Antenna Ports	2
User Interaction	No
Device Class UNII_1	Client
Limit W52 Japan	Standard

Test Parameter

Technology to test	WLAN5Gx a mode
Antenna port used	2
Temperature	nom
Voltage	nom
Frequency low to test	False | Freq [MHz] 5500
Frequency mid to test	False | Freq [MHz] 5600
Frequency high to test	True | Freq [MHz] 5700
Auto control enabled power supply | Climatic Box	No | No
Additional path loss [dB]	1.4
Full path name | type	EUT - SignalingUnit - SpectrumAnalyzer

Equipment

Signal analyzer,Rohde&Schwarz,FSV-40,1307.9002K40/101042,3.70
Switch matrix,CTCadvanced,SPM-4 NI DAQ,28016133,NI

Test at TX 5700 MHz

RESULT: Reference Power cond.

DESCRIPTION	LOWER LIMIT	UPPER LIMIT	MEASURED	UNIT	VERDICT
Ref. Power 1MHz/1MHz cond.	---	---	15.53	dBm	INFO
Ref. Frequency	---	---	5703.800	MHz	INFO

Evaluation max. Duty Cycle

Duty Cycle evaluation

DESCRIPTION	LOWER LIMIT	UPPER LIMIT	MEASURED	UNIT	VERDICT
No enough Bursts detected, Duty Cycle Burst Ratio set to 1					
Duty Cycle (Burst Ratio) max	---	---	1	---	INFO
Duty Cycle max	---	---	0	dB	INFO
Duty Cycle (Burst Ratio) min	---	---	1	---	INFO
Duty Cycle min	---	---	0	dB	INFO

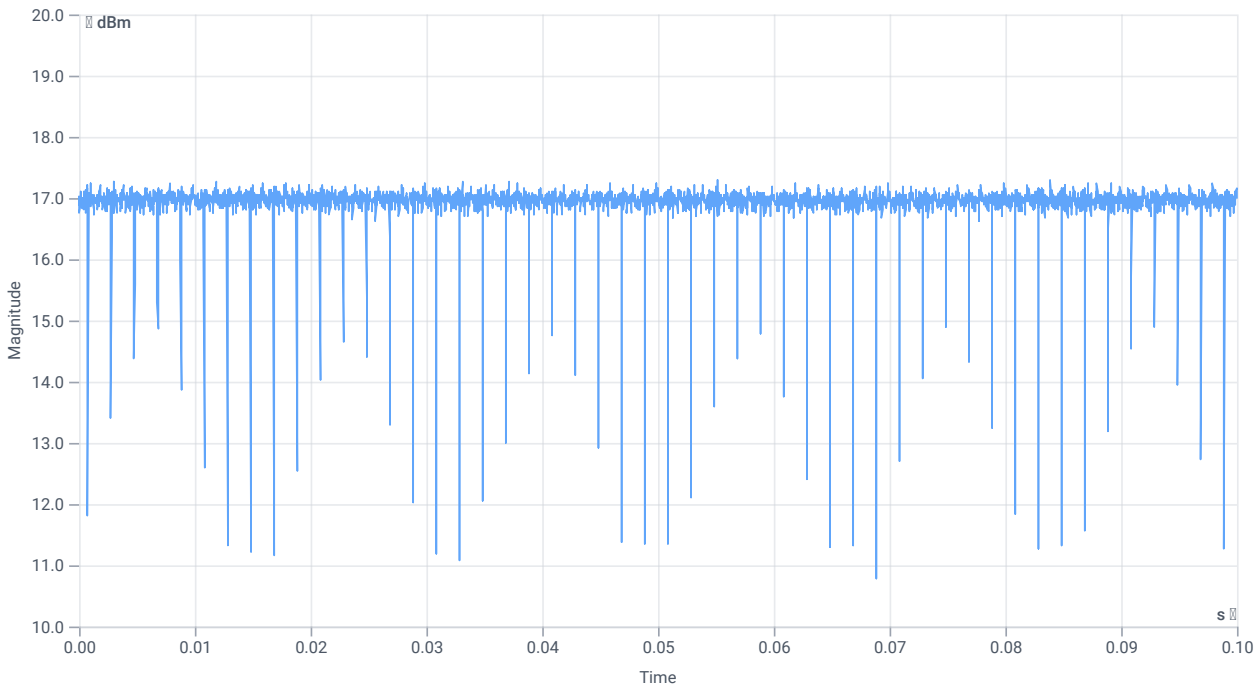

Duty cycle

Evaluation Bandwidth

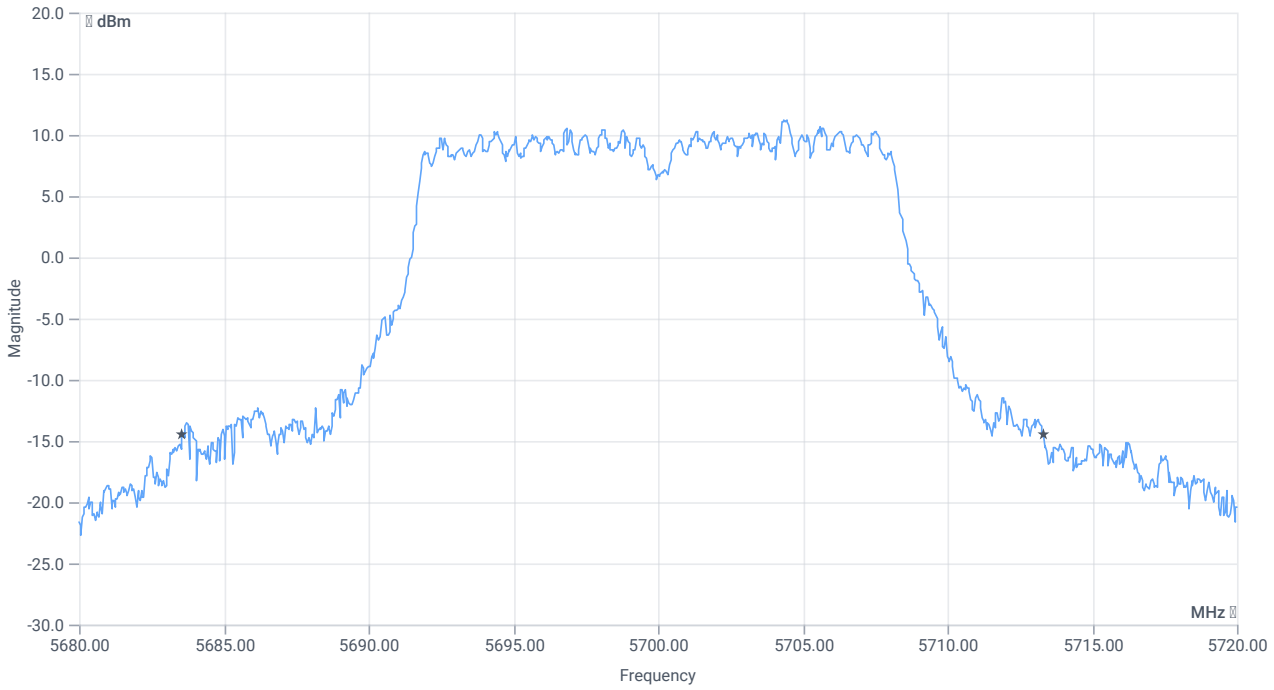

BW 26dB

RESULT

DESCRIPTION	LOWER LIMIT	UPPER LIMIT	MEASURED	UNIT	VERDICT
Bandwidth 26dB	---	---	29.76	MHz	INFO
T1 26dB	---	---	5683.5600	MHz	INFO
T2 26dB	---	---	5713.3200	MHz	INFO

Maximum Output Power

READ SA SETTINGS:

RefLevel [dBm] | RefLevelOffset [dB] | InpAtt [dB]	27.53 | 16.6 | 25
Start [MHz] | Stop [MHz]	5680.000 | 5720.000
RBW [MHz] | VBW [MHz]	1.000000 | 3.000000
Detector | TraceMode	RMS | MAXH
Sweep: time [ms] | count | points per Section | type	53700 | 1 | 161 | SWE

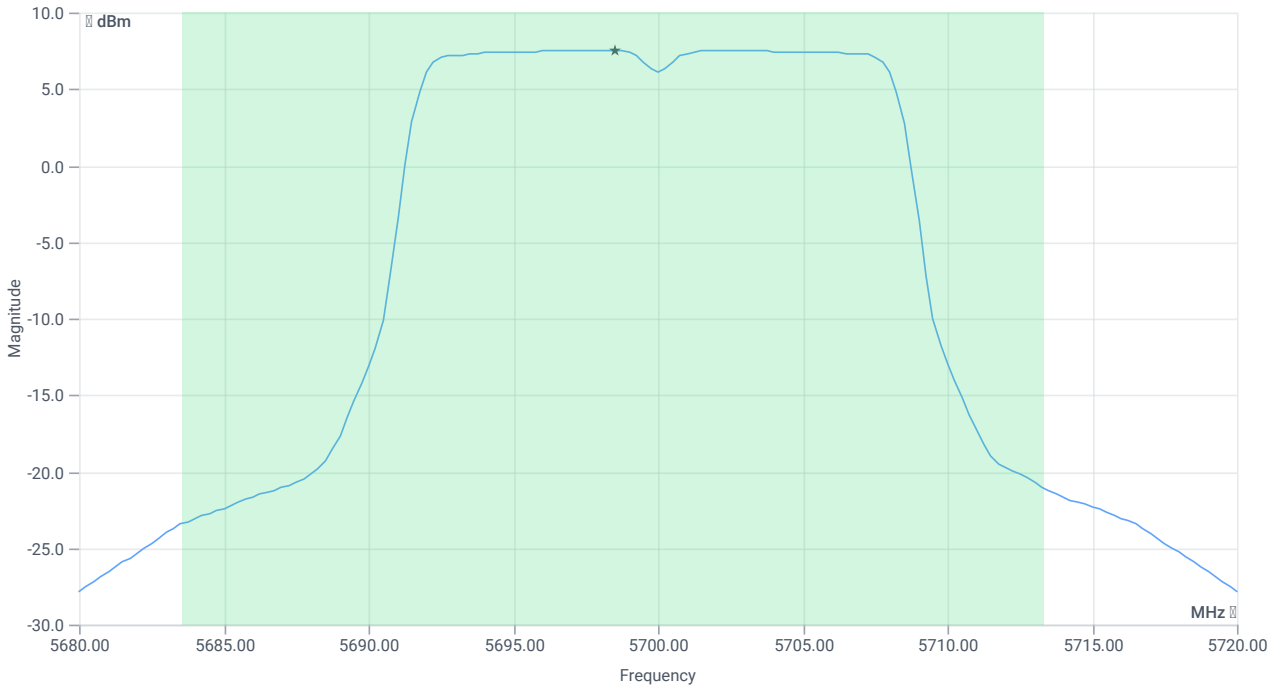

Max OP and PSD

RESULT

DESCRIPTION	LOWER LIMIT	UPPER LIMIT	MEASURED	UNIT	VERDICT
Max Output Power	---	---	19.27	dBm	INFO
Duty Cycle Correction	---	---	0	dB	INFO
Limit absolute					
Max Output Power DC corrected	---	24	19.27	dBm	PASS
Limit: 11 dBm + 10 log 29.76					
Max Output Power DC corrected	---	25.74	19.27	dBm	PASS

Power Spectral Density

RESULT

DESCRIPTION	LOWER LIMIT	UPPER LIMIT	MEASURED	UNIT	VERDICT
Power Spectral Density	---	---	7.56	dBm/1MHz	INFO
Duty Cycle Correction	---	---	0	dB	INFO
Power Spectral Density DC corrected	---	11	7.56	dBm/1MHz	PASS

Verdict
PASS

FCC 15.407, ISED RSS247 # Bandwidths 99PCT and 20dB ~ WLAN5Gx a mode U-NII-2C

References

TC start	17.01.2024 14:21:48
Ambit temp [°C] | humidity [rel%]	21.9 | 28
System version	4.7.1.5
Standard | Version	FCC 15.407, ISED RSS247 | NI
Method	26dB Bandwidth KDB789033 D02, C.1 / ISED RSS-GEN
Description	FCC 15.407 Bandwidths - WLAN5Gx a mode U-NII-2C
Information	

EUT Common Settings WLAN5Gx

Number of Antenna Ports	2
User Interaction	No
Device Class UNII_1	Client
Limit W52 Japan	Standard

Test Parameter

Technology to test	WLAN5Gx a mode
Antenna port used	2
Temperature	nom
Voltage	nom
Frequency low to test	False | Freq [MHz] 5500
Frequency mid to test	False | Freq [MHz] 5600
Frequency high to test	True | Freq [MHz] 5700
Auto control enabled power supply | Climatic Box	No | No
Additional path loss [dB]	1.4
Full path name | type	EUT - SignalingUnit - SpectrumAnalyzer

Equipment

Signal analyzer,Rohde&Schwarz,FSV-40,1307.9002K40/101042,3.70
Switch matrix,CTCadvanced,SPM-4 NI DAQ,28016133,NI

Test at TX 5700 MHz

RESULT: Reference Power cond.

DESCRIPTION	LOWER LIMIT	UPPER LIMIT	MEASURED	UNIT	VERDICT
Ref. Power 1MHz/1MHz cond.	---	---	15.28	dBm	INFO
Ref. Frequency	---	---	5696.000	MHz	INFO

READ SA SETTINGS:

RefLevel [dBm] | RefLevelOffset [dB] | InpAtt [dB]	23.28 | 16.6 | 25
Start [MHz] | Stop [MHz]	5675.000 | 5725.000
RBW [MHz] | VBW [MHz]	0.300000 | 1.000000
Detector | TraceMode	POS | MAXH
Sweep: time [ms] | count | points per Section | type	1 | 2500 | 1001 | SWE

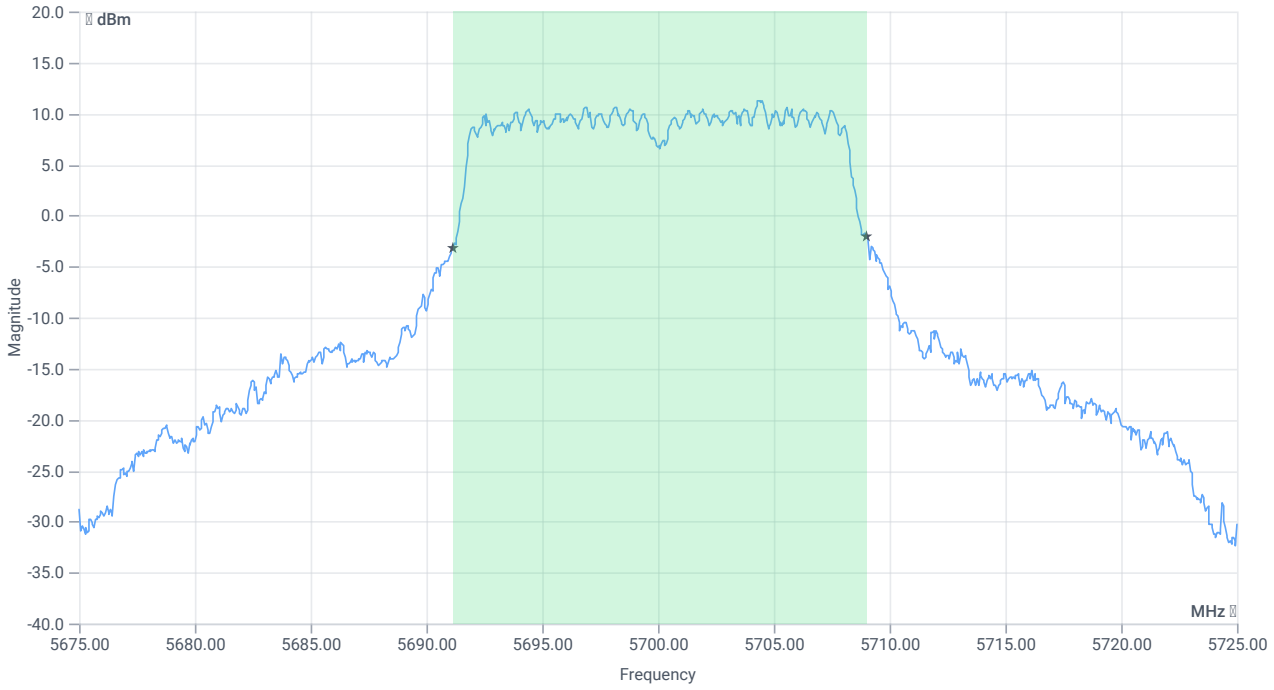

BW 99PCT

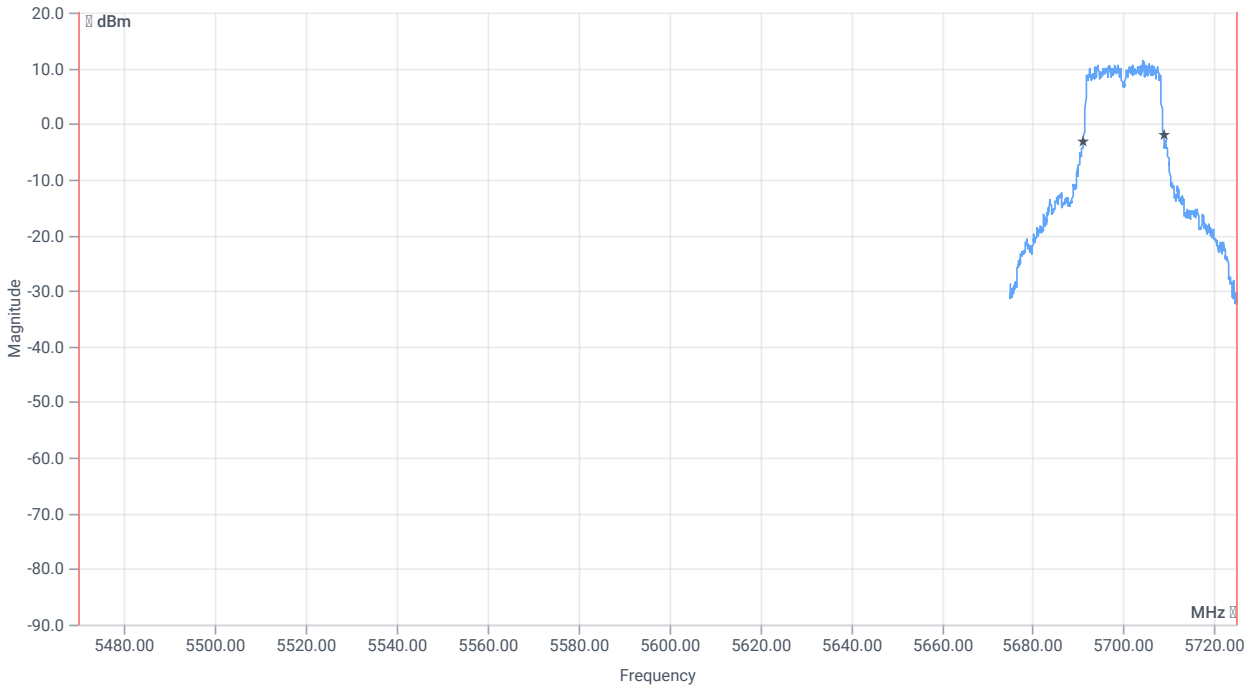

BW within Band 99PCT

RESULT

DESCRIPTION	LOWER LIMIT	UPPER LIMIT	MEASURED	UNIT	VERDICT
Bandwidth 99%	---	---	17.832	MHz	INFO
T1 99%	5470.000000	---	5691.1588	MHz	PASS since U-NII-3 is supported
T2 99%	---	5725.000000	5708.9910	MHz	

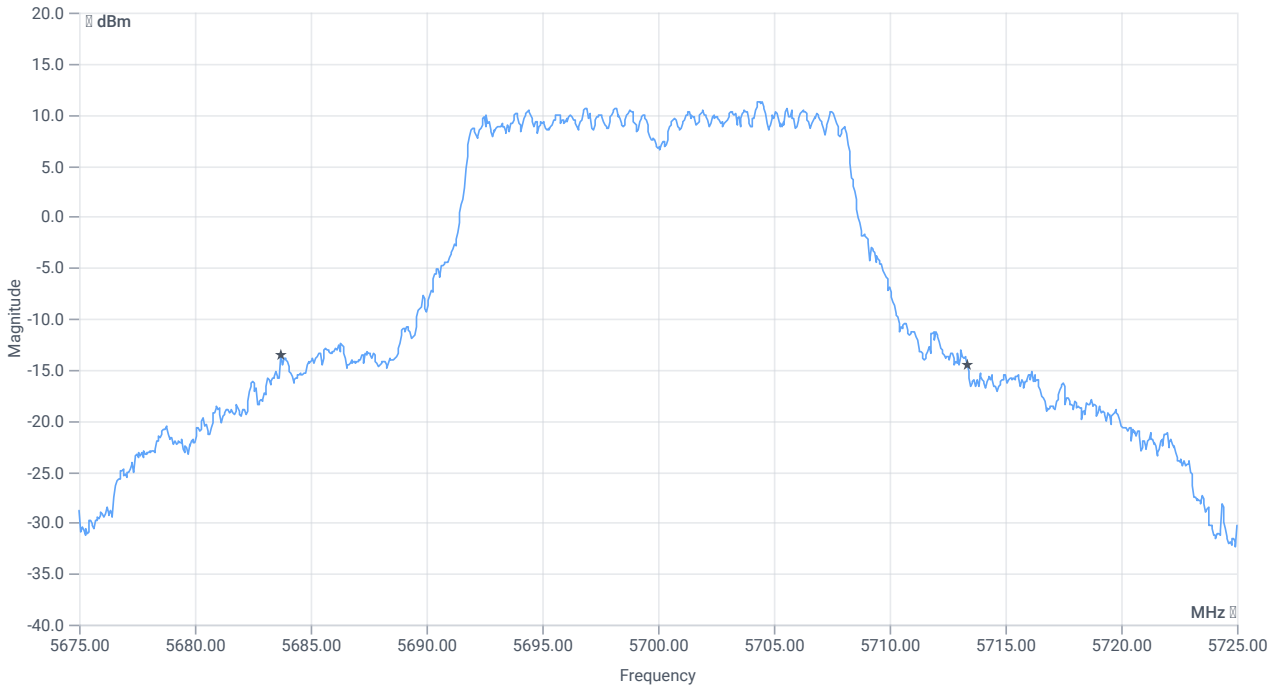

BW 26dB

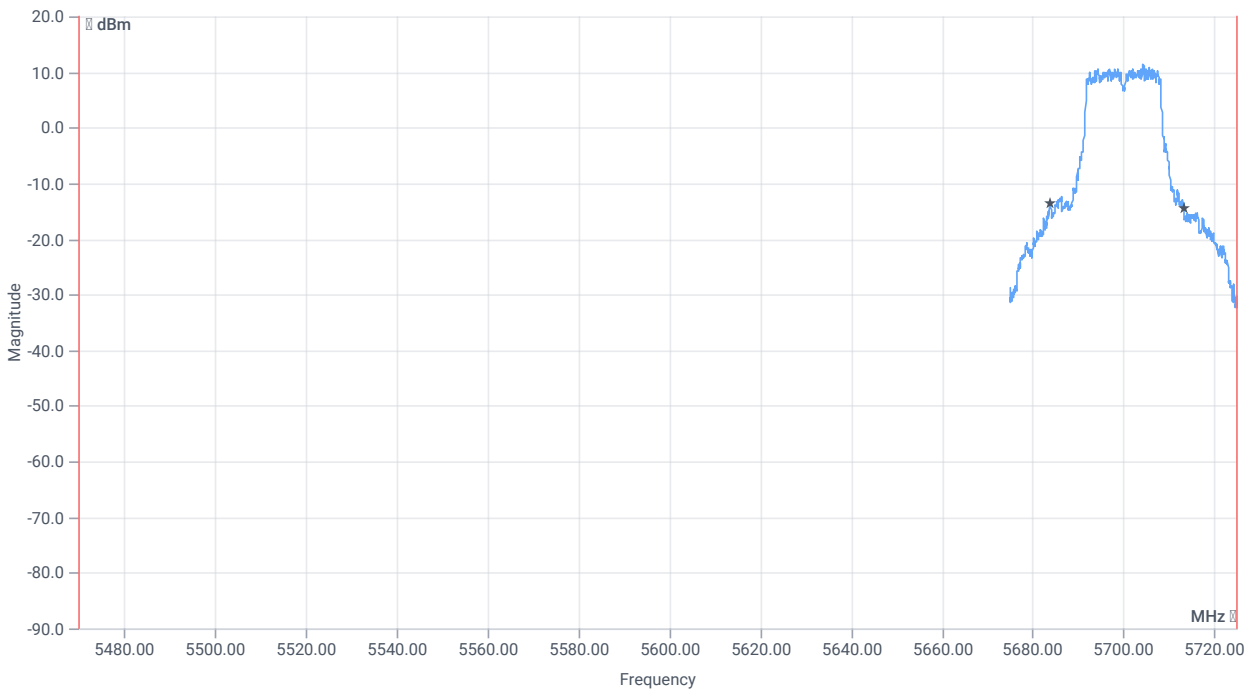

BW within Band 26dB

RESULT

DESCRIPTION	LOWER LIMIT	UPPER LIMIT	MEASURED	UNIT	VERDICT
Bandwidth 26dB	---	---	29.65	MHz	INFO

RESULT

DESCRIPTION	LOWER LIMIT	UPPER LIMIT	MEASURED	UNIT	VERDICT
T1 26dB	5470.000000	---	5683.7000	MHz	PASS since U-NII-3 is supported
T2 26dB	---	5725.000000	5713.3500	MHz	

Verdict
PASS

FCC 15.407 # MIMO ∑ Max output power and psd ~ WLAN5Gx a mode U-NII-2C

References

TC start	17.01.2024 14:22:21
Ambit temp [°C] | humidity [rel%]	21.9 | 28
System version	4.7.1.5
Standard | Version	FCC 15.407 | NI
Method	
Description	MIMO ∑ FCC Power & psd - WLAN5Gx a mode U-NII-2C
Information	

EUT Common Settings WLAN5Gx

Number of Antenna Ports	2
User Interaction	No
Device Class UNII_1	Client
Limit W52 Japan	Standard

Test Parameter

Technology to test	WLAN5Gx a mode
Antenna port used	several
Temperature	nom
Voltage	nom
Frequency low to test	False | Freq [MHz] 5500
Frequency mid to test	False | Freq [MHz] 5600
Frequency high to test	True | Freq [MHz] 5700
Auto control enabled power supply | Climatic Box	No | No
Additional path loss [dB]	1.4
Full path name | type	None

Equipment

Test at TX 5700 MHz

RESULT Power

DESCRIPTION	LOWER LIMIT	UPPER LIMIT	MEASURED	UNIT	VERDICT
Ant:1 Max Output Power DC corrected	---	---	18.98	dBm	INFO
Ant:1 BW 26dB	---	---	28.840	MHz	INFO
Ant:2 Max Output Power DC corrected	---	---	19.27	dBm	INFO
Ant:2 BW 26dB	---	---	29.760	MHz	INFO
∑ Limit absolute	---	24	22.14	dBm	PASS
∑ Limit: 11 dBm + 10 log 28.84	---	25.6	22.14	dBm	PASS

RESULT PSD

DESCRIPTION	LOWER LIMIT	UPPER LIMIT	MEASURED	UNIT	VERDICT
Ant:1 PSD	---	---	7.26	dBm/1MHz	INFO
Ant:2 PSD	---	---	7.56	dBm/1MHz	INFO
∑	---	11	10.42	dBm/1MHz	PASS

Verdict
PASS

NA # Message with SA scan ~

References

TC start	17.01.2024 14:33:21
Ambit temp [°C] | humidity [rel%]	22.0 | 28
System version	4.7.1.5
Standard | Version	NA | NI
Method	
Description	Message with SA Scan a_mode_U_NII_3
Information	

Test Parameter

Switched Path	EUT - SignalingUnit - SpectrumAnalyzer
Message start	17.01.2024 14:33:22
Message	set WLAN5Gx to a_mode_U_NII_3, Frequency [MHz] 5745 , Information:

Equipment

Signal analyzer,Rohde&Schwarz,FSV-40,1307.9002K40/101042,3.70
Switch matrix,CTCadvanced,SPM-4 NI DAQ,28016133,NI

Verdict
INFO

FCC 15.407 # Max output power and psd ~ WLAN5Gx a mode U-NII-3

References

TC start	17.01.2024 14:33:31
Ambit temp [°C] | humidity [rel%]	22.0 | 28
System version	4.7.1.5
Standard | Version	FCC 15.407 | NI
Method	KDB789033 D02, F., E.2.e.
Description	FCC 15.407 Max Output Power & PSD - WLAN5Gx a mode U-NII-3
Information	

EUT Common Settings WLAN5Gx

Number of Antenna Ports	2
User Interaction	No
Device Class UNII_1	Client
Limit W52 Japan	Standard

Test Parameter

Technology to test	WLAN5Gx a mode
Antenna port used	1
Temperature	nom
Voltage	nom
Frequency low to test	True | Freq [MHz] 5745
Frequency mid to test	False | Freq [MHz] 5785
Frequency high to test	False | Freq [MHz] 5825
Auto control enabled power supply | Climatic Box	No | No
Additional path loss [dB]	1.4
Full path name | type	EUT - SignalingUnit - SpectrumAnalyzer

Equipment

Signal analyzer,Rohde&Schwarz,FSV-40,1307.9002K40/101042,3.70
Switch matrix,CTCadvanced,SPM-4 NI DAQ,28016133,NI

Test at TX 5745 MHz

RESULT: Reference Power cond.

DESCRIPTION	LOWER LIMIT	UPPER LIMIT	MEASURED	UNIT	VERDICT
Ref. Power 1MHz/1MHz cond.	---	---	16.99	dBm	INFO
Ref. Frequency	---	---	5740.800	MHz	INFO

Evaluation max. Duty Cycle

Duty Cycle evaluation

DESCRIPTION	LOWER LIMIT	UPPER LIMIT	MEASURED	UNIT	VERDICT
No enough Bursts detected, Duty Cycle Burst Ratio set to 1					
Duty Cycle (Burst Ratio) max	---	---	1	---	INFO
Duty Cycle max	---	---	0	dB	INFO
Duty Cycle (Burst Ratio) min	---	---	1	---	INFO
Duty Cycle min	---	---	0	dB	INFO

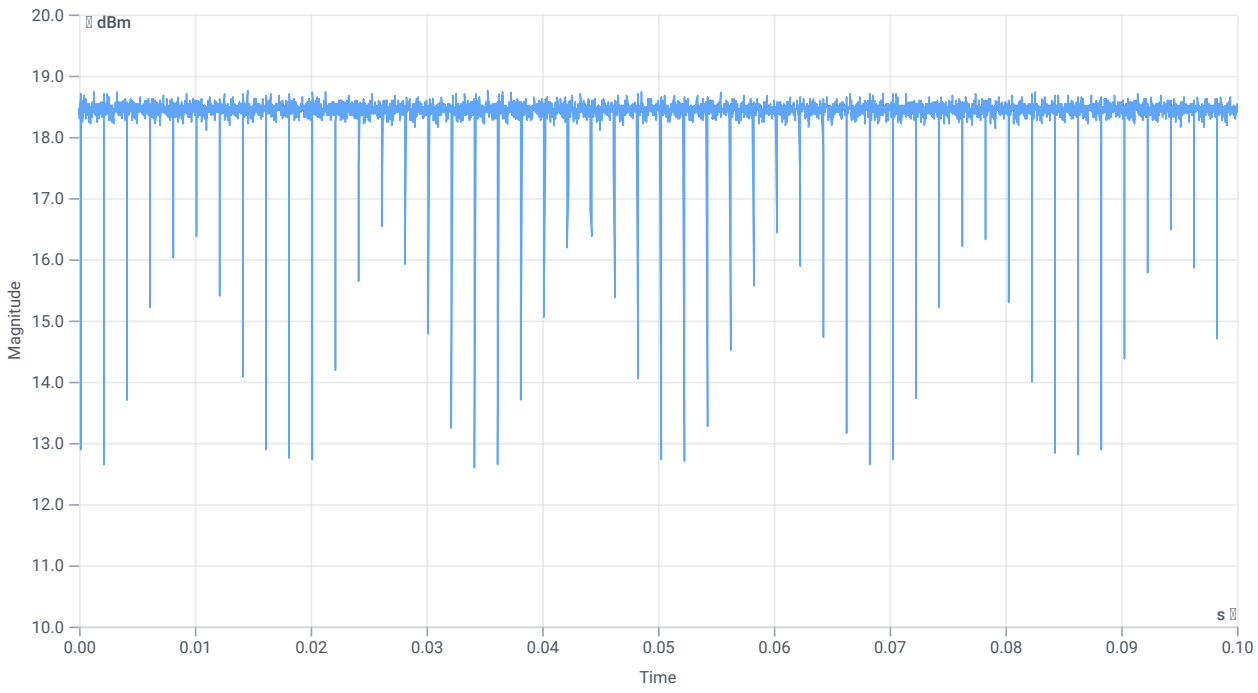

Duty cycle

Evaluation Bandwidth

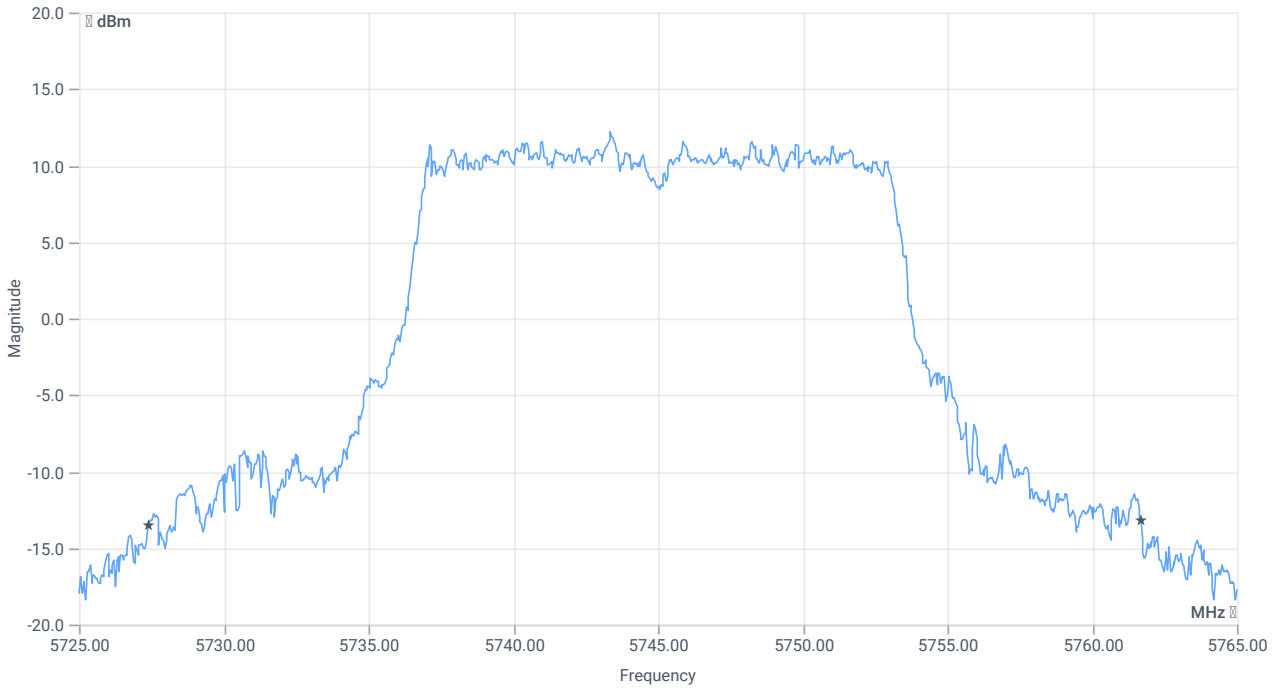

BW 26dB

RESULT

DESCRIPTION	LOWER LIMIT	UPPER LIMIT	MEASURED	UNIT	VERDICT
Bandwidth 26dB	---	---	34.28	MHz	INFO
T1 26dB	---	---	5727.4000	MHz	INFO
T2 26dB	---	---	5761.6800	MHz	INFO

Maximum Output Power

READ SA SETTINGS:

RefLevel [dBm] | RefLevelOffset [dB] | InpAtt [dB]	28.99 | 16.82 | 30
Start [MHz] | Stop [MHz]	5725.000 | 5765.000
RBW [MHz] | VBW [MHz]	1.000000 | 3.000000
Detector | TraceMode	RMS | MAXH
Sweep: time [ms] | count | points per Section | type	53700 | 1 | 161 | SWE

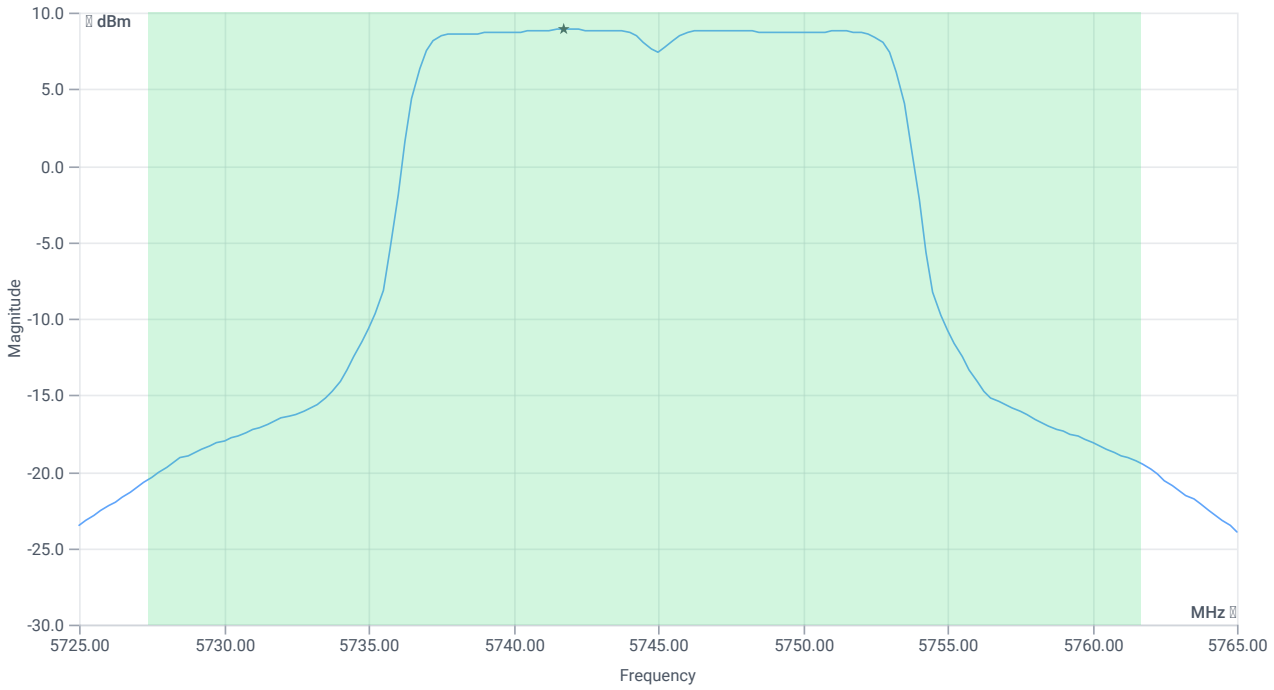

Max OP and PSD

RESULT

DESCRIPTION	LOWER LIMIT	UPPER LIMIT	MEASURED	UNIT	VERDICT
Max Output Power	---	---	20.6	dBm	INFO
Duty Cycle Correction	---	---	0	dB	INFO
Limit absolute					
Max Output Power DC corrected	---	30	20.6	dBm	PASS
Limit: 11 dBm + 10 log 34.28					
Max Output Power DC corrected	---	26.35	20.6	dBm	na

Power Spectral Density U-NII-3

READ SA SETTINGS:

RefLevel [dBm] | RefLevelOffset [dB] | InpAtt [dB]	28.99 | 16.82 | 30
Start [MHz] | Stop [MHz]	5725.000 | 5765.000
RBW [MHz] | VBW [MHz]	0.500000 | 3.000000
Detector | TraceMode	RMS | MAXH
Sweep: time [ms] | count | points per Section | type	53700 | 1 | 161 | SWE

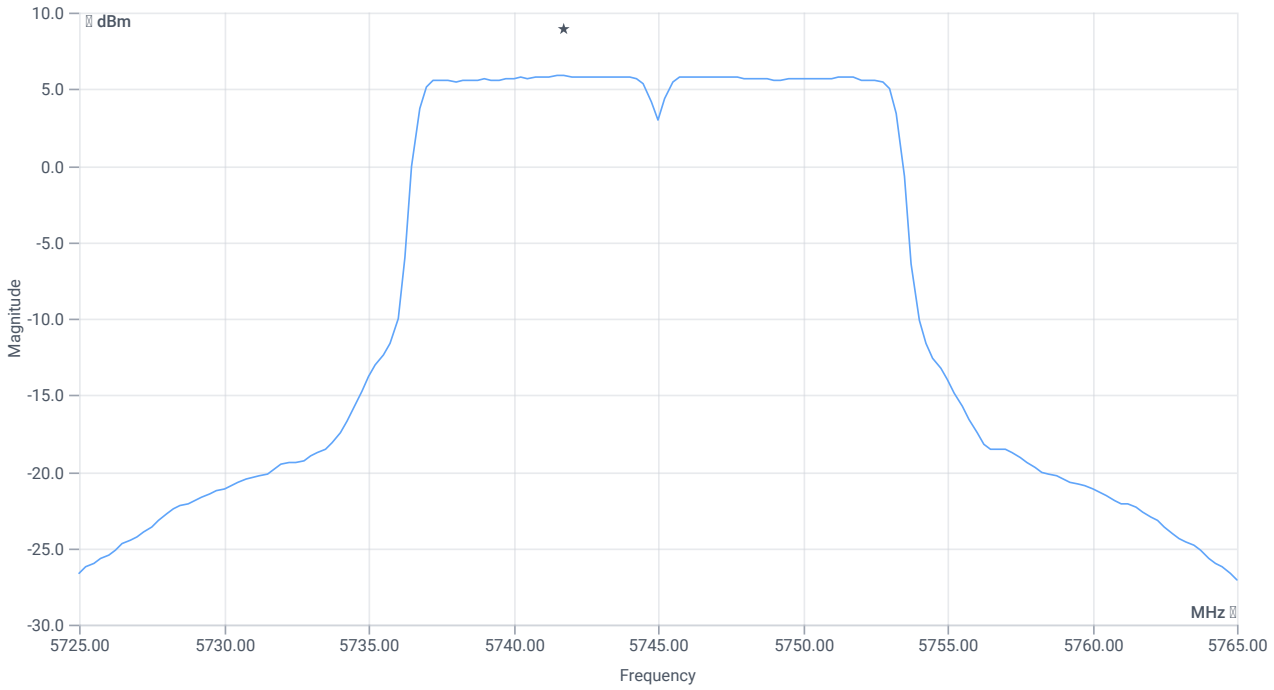

PSD UNII-3

RESULT

DESCRIPTION	LOWER LIMIT	UPPER LIMIT	MEASURED	UNIT	VERDICT
Power Spectral Density	---	---	5.86	dBm/0.5MHz	INFO
Duty Cycle Correction	---	---	0	dB	INFO
Power Spectral Density DC corrected	---	30	5.86	dBm/0.5MHz	PASS

Verdict
PASS

FCC 15.407, ISED RSS247 # Bandwidths 99PCT and 20dB ~ WLAN5Gx a mode U-NII-3

References

TC start	17.01.2024 14:38:24
Ambit temp [°C] | humidity [rel%]	22.0 | 28
System version	4.7.1.5
Standard | Version	FCC 15.407, ISED RSS247 | NI
Method	26dB Bandwidth KDB789033 D02, C.1 / ISED RSS-GEN
Description	FCC 15.407 Bandwidths - WLAN5Gx a mode U-NII-3
Information	

EUT Common Settings WLAN5Gx

Number of Antenna Ports	2
User Interaction	No
Device Class UNII_1	Client
Limit W52 Japan	Standard

Test Parameter

Technology to test	WLAN5Gx a mode
Antenna port used	1
Temperature	nom
Voltage	nom
Frequency low to test	True | Freq [MHz] 5745
Frequency mid to test	False | Freq [MHz] 5785
Frequency high to test	False | Freq [MHz] 5825
Auto control enabled power supply | Climatic Box	No | No
Additional path loss [dB]	1.4
Full path name | type	EUT - SignalingUnit - SpectrumAnalyzer

Equipment

Signal analyzer,Rohde&Schwarz,FSV-40,1307.9002K40/101042,3.70
Switch matrix,CTCadvanced,SPM-4 NI DAQ,28016133,NI

Test at TX 5745 MHz

RESULT: Reference Power cond.

DESCRIPTION	LOWER LIMIT	UPPER LIMIT	MEASURED	UNIT	VERDICT
Ref. Power 1MHz/1MHz cond.	---	---	16.59	dBm	INFO
Ref. Frequency	---	---	5742.400	MHz	INFO

READ SA SETTINGS:

RefLevel [dBm] | RefLevelOffset [dB] | InpAtt [dB]	24.59 | 16.82 | 25
Start [MHz] | Stop [MHz]	5720.000 | 5770.000
RBW [MHz] | VBW [MHz]	0.300000 | 1.000000
Detector | TraceMode	POS | MAXH
Sweep: time [ms] | count | points per Section | type	1 | 2500 | 1001 | SWE

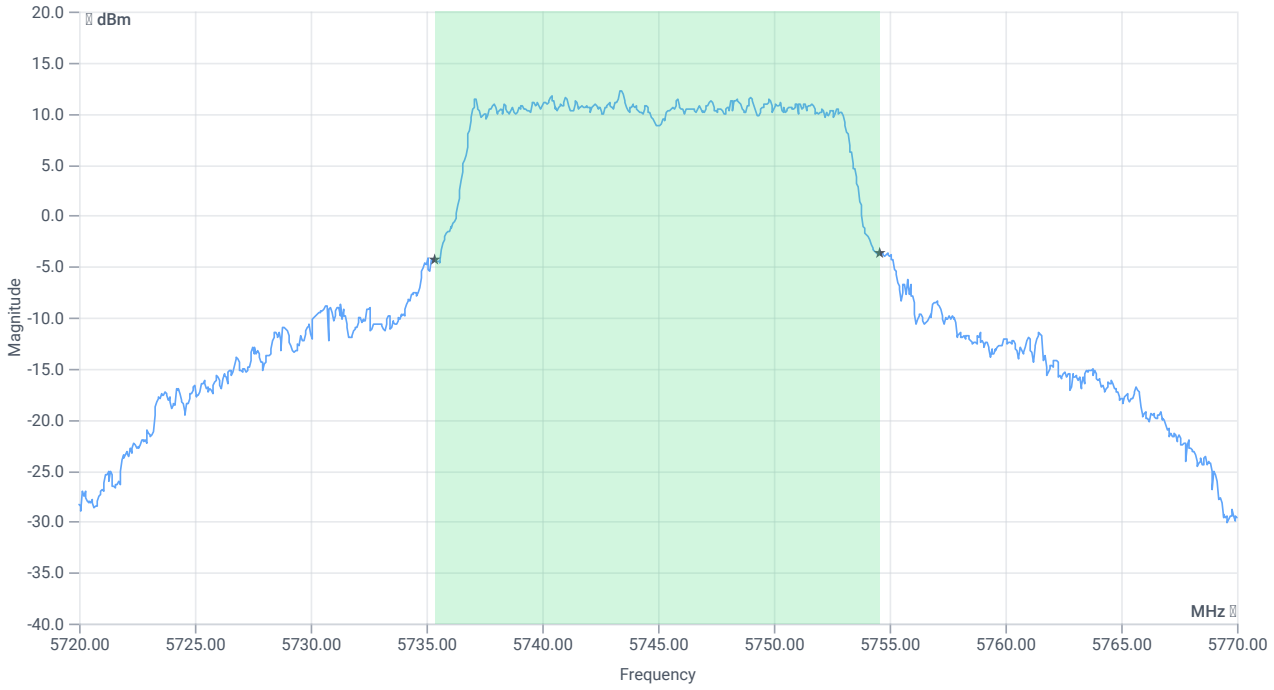

BW 99PCT

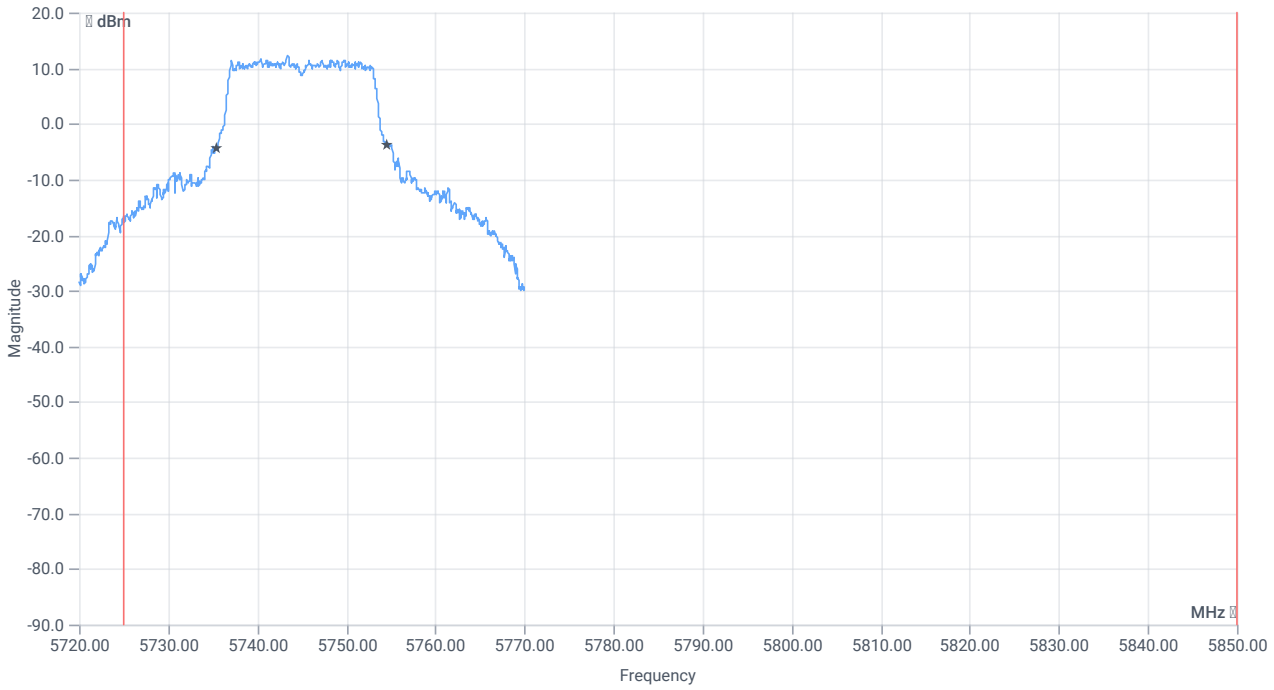

BW within Band 99PCT

RESULT

DESCRIPTION	LOWER LIMIT	UPPER LIMIT	MEASURED	UNIT	VERDICT
Bandwidth 99%	---	---	19.231	MHz	INFO
T1 99%	5725.000000	---	5735.3596	MHz	PASS
T2 99%	---	5850.000000	5754.5904	MHz	PASS

BW 20dB

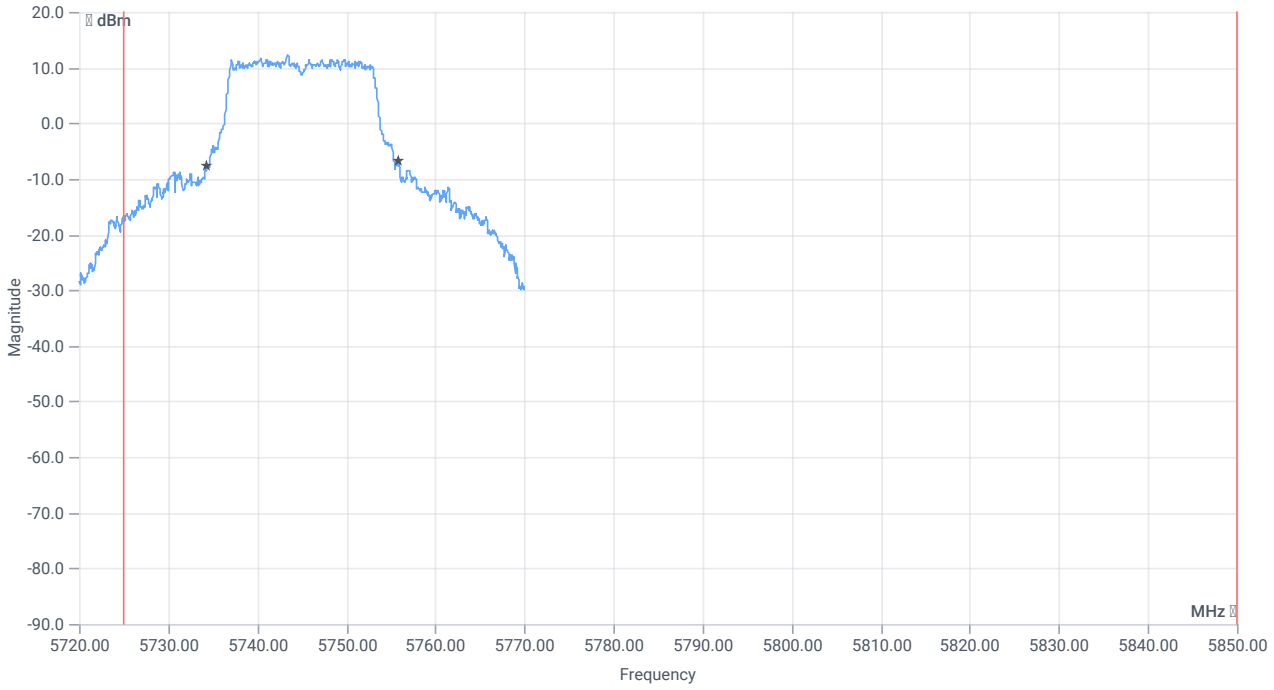

BW within Band 20dB

RESULT

DESCRIPTION	LOWER LIMIT	UPPER LIMIT	MEASURED	UNIT	VERDICT
Bandwidth 20dB	---	---	21.55	MHz	INFO
T1 20dB	5725.000000	---	5734.3500	MHz	PASS
T2 20dB	---	5850.000000	5755.9000	MHz	PASS

Verdict
PASS

FCC 15.407, ISED RSS247 # Minimum emission bandwidth ~ WLAN5Gx a mode U-NII-3

References

TC start	17.01.2024 14:38:55
Ambit temp [°C] | humidity [rel%]	22.0 | 28
System version	4.7.1.5
Standard | Version	FCC 15.407, ISED RSS247 | NI
Method	KDB789033 D02, C.2.
Description	FCC 15.407 Min Emission Bandwidth - WLAN5Gx a mode U-NII-3
Information	

EUT Common Settings WLAN5Gx

Number of Antenna Ports	2
User Interaction	No
Device Class UNII_1	Client
Limit W52 Japan	Standard

Test Parameter

Technology to test	WLAN5Gx a mode
Antenna port used	1
Temperature	nom
Voltage	nom
Frequency low to test	True | Freq [MHz] 5745
Frequency mid to test	False | Freq [MHz] 5785
Frequency high to test	False | Freq [MHz] 5825
Auto control enabled power supply | Climatic Box	No | No
Additional path loss [dB]	1.4
Full path name | type	EUT - SignalingUnit - SpectrumAnalyzer

Equipment

Signal analyzer,Rohde&Schwarz,FSV-40,1307.9002K40/101042,3.70
Switch matrix,CTCadvanced,SPM-4 NI DAQ,28016133,NI

Test at TX 5745 MHz

RESULT: Reference Power cond.

DESCRIPTION	LOWER LIMIT	UPPER LIMIT	MEASURED	UNIT	VERDICT
Ref. Power 1MHz/1MHz cond.	---	---	17.25	dBm	INFO
Ref. Frequency	---	---	5739.410	MHz	INFO

READ SA SETTINGS:

RefLevel [dBm] | RefLevelOffset [dB] | InpAtt [dB]	29.25 | 16.82 | 30
Start [MHz] | Stop [MHz]	5720.000 | 5770.000
RBW [MHz] | VBW [MHz]	0.100000 | 0.300000
Detector | TraceMode	POS | MAXH
Sweep: time [ms] | count | points per Section | type	2 | 1500 | 1001 | SWE

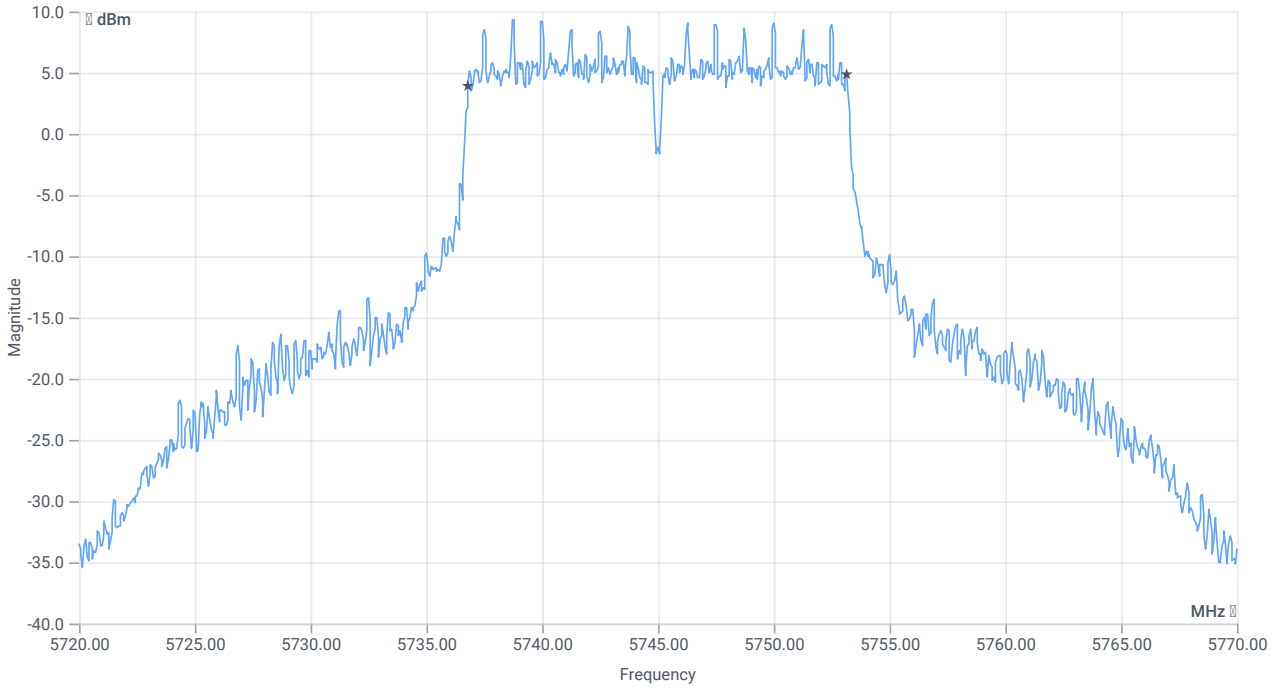

BW 6dB

RESULT

DESCRIPTION	LOWER LIMIT	UPPER LIMIT	MEASURED	UNIT	VERDICT
Bandwidth (6dB)	0.500	---	16.35	MHz	PASS

Verdict
PASS

FCC 15.407 # Max output power and psd ~ WLAN5Gx a mode U-NII-3

References

TC start	17.01.2024 14:40:18
Ambit temp [°C] | humidity [rel%]	22.0 | 28
System version	4.7.1.5
Standard | Version	FCC 15.407 | NI
Method	KDB789033 D02, F., E.2.e.
Description	FCC 15.407 Max Output Power & PSD - WLAN5Gx a mode U-NII-3
Information	

EUT Common Settings WLAN5Gx

Number of Antenna Ports	2
User Interaction	No
Device Class UNII_1	Client
Limit W52 Japan	Standard

Test Parameter

Technology to test	WLAN5Gx a mode
Antenna port used	2
Temperature	nom
Voltage	nom
Frequency low to test	True | Freq [MHz] 5745
Frequency mid to test	False | Freq [MHz] 5785
Frequency high to test	False | Freq [MHz] 5825
Auto control enabled power supply | Climatic Box	No | No
Additional path loss [dB]	1.4
Full path name | type	EUT - SignalingUnit - SpectrumAnalyzer

Equipment

Signal analyzer,Rohde&Schwarz,FSV-40,1307.9002K40/101042,3.70
Switch matrix,CTCadvanced,SPM-4 NI DAQ,28016133,NI

Test at TX 5745 MHz

RESULT: Reference Power cond.

DESCRIPTION	LOWER LIMIT	UPPER LIMIT	MEASURED	UNIT	VERDICT
Ref. Power 1MHz/1MHz cond.	---	---	17.61	dBm	INFO
Ref. Frequency	---	---	5749.200	MHz	INFO

Evaluation max. Duty Cycle

Duty Cycle evaluation

DESCRIPTION	LOWER LIMIT	UPPER LIMIT	MEASURED	UNIT	VERDICT
No enough Bursts detected, Duty Cycle Burst Ratio set to 1					
Duty Cycle (Burst Ratio) max	---	---	1	---	INFO
Duty Cycle max	---	---	0	dB	INFO
Duty Cycle (Burst Ratio) min	---	---	1	---	INFO
Duty Cycle min	---	---	0	dB	INFO

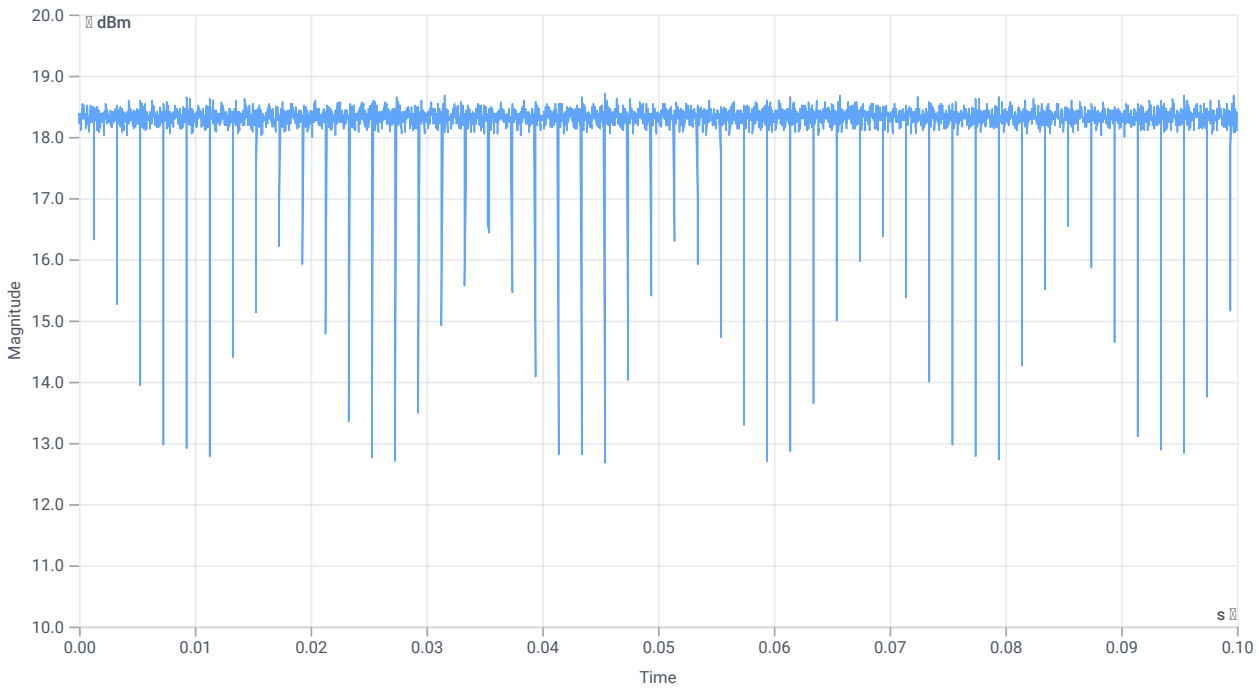

Duty cycle

Evaluation Bandwidth

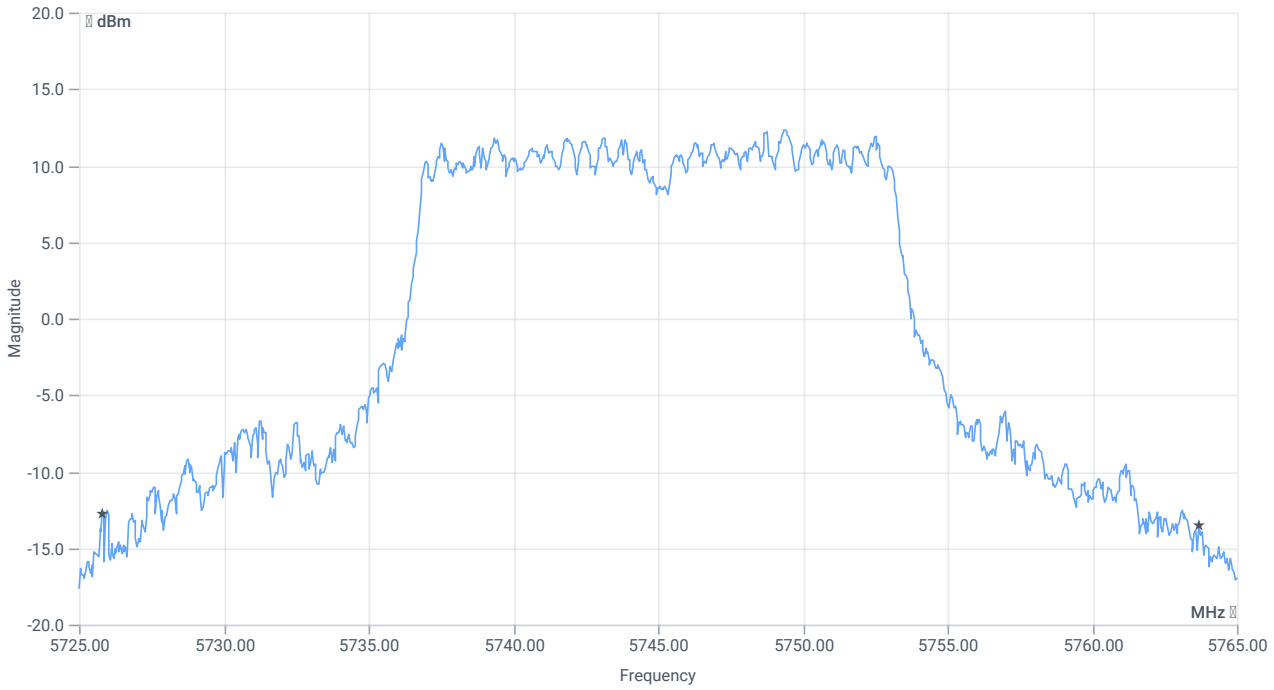

BW 26dB

RESULT

DESCRIPTION	LOWER LIMIT	UPPER LIMIT	MEASURED	UNIT	VERDICT
Bandwidth 26dB	---	---	37.88	MHz	INFO
T1 26dB	---	---	5725.8000	MHz	INFO
T2 26dB	---	---	5763.6800	MHz	INFO

Maximum Output Power

READ SA SETTINGS:

RefLevel [dBm] | RefLevelOffset [dB] | InpAtt [dB]	29.61 | 16.82 | 30
Start [MHz] | Stop [MHz]	5725.000 | 5765.000
RBW [MHz] | VBW [MHz]	1.000000 | 3.000000
Detector | TraceMode	RMS | MAXH
Sweep: time [ms] | count | points per Section | type	53700 | 1 | 161 | SWE

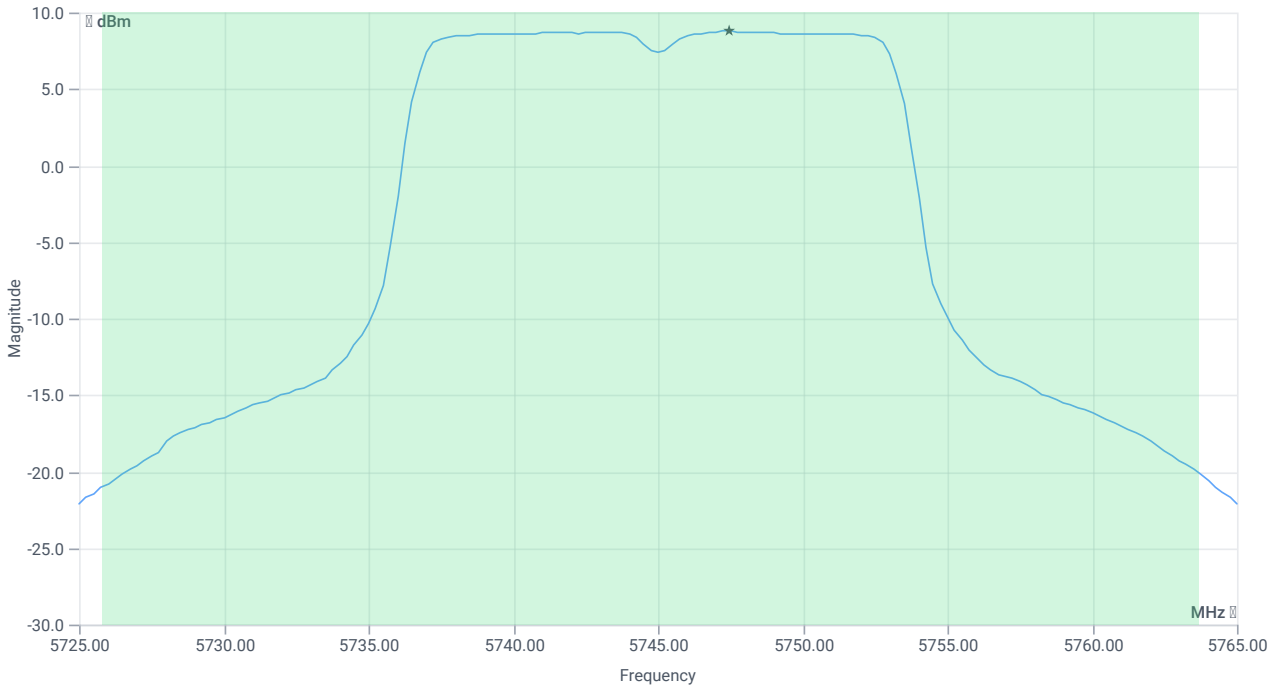

Max OP and PSD

RESULT

DESCRIPTION	LOWER LIMIT	UPPER LIMIT	MEASURED	UNIT	VERDICT
Max Output Power	---	---	20.49	dBm	INFO
Duty Cycle Correction	---	---	0	dB	INFO
Limit absolute					
Max Output Power DC corrected	---	30	20.49	dBm	PASS
Limit: 11 dBm + 10 log 37.88					
Max Output Power DC corrected	---	26.78	20.49	dBm	na

Power Spectral Density U-NII-3

READ SA SETTINGS:

RefLevel [dBm] | RefLevelOffset [dB] | InpAtt [dB]	29.61 | 16.82 | 30
Start [MHz] | Stop [MHz]	5725.000 | 5765.000
RBW [MHz] | VBW [MHz]	0.500000 | 3.000000
Detector | TraceMode	RMS | MAXH
Sweep: time [ms] | count | points per Section | type	53700 | 1 | 161 | SWE

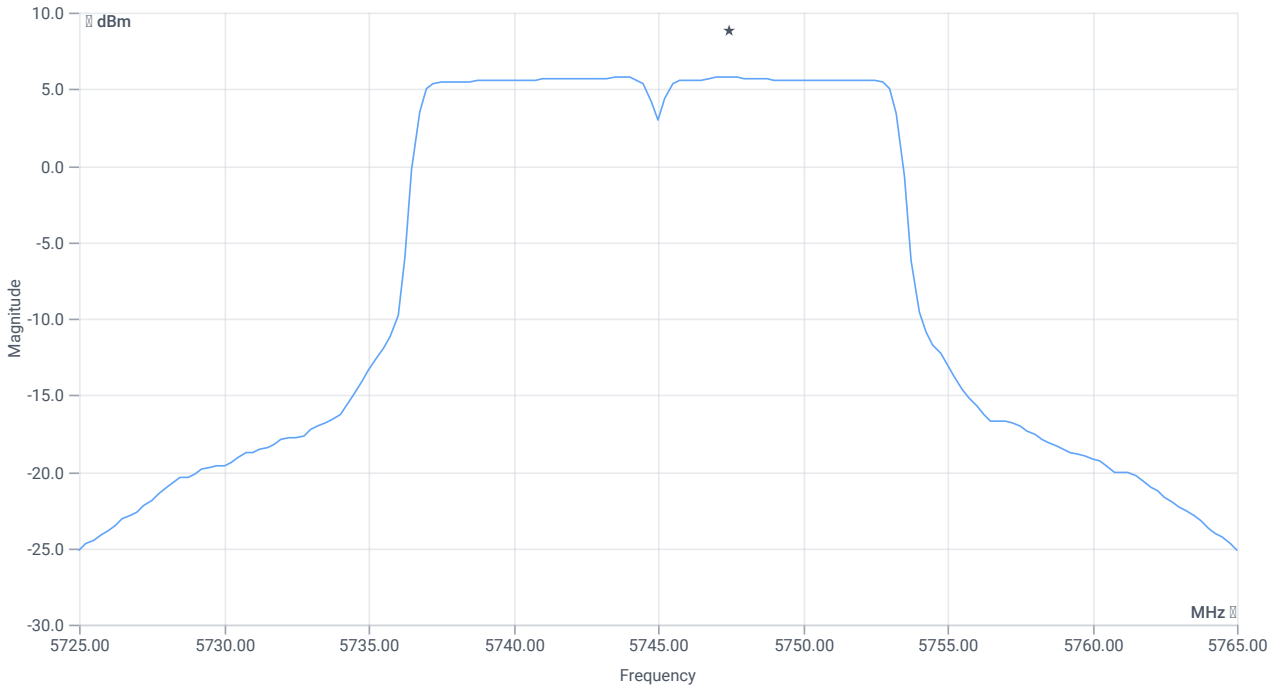

PSD UNII-3

RESULT

DESCRIPTION	LOWER LIMIT	UPPER LIMIT	MEASURED	UNIT	VERDICT
Power Spectral Density	---	---	5.8	dBm/0.5MHz	INFO
Duty Cycle Correction	---	---	0	dB	INFO
Power Spectral Density DC corrected	---	30	5.8	dBm/0.5MHz	PASS

Verdict
PASS

FCC 15.407, ISED RSS247 # Bandwidths 99PCT and 20dB ~ WLAN5Gx a mode U-NII-3

References

TC start	17.01.2024 14:45:11
Ambit temp [°C] | humidity [rel%]	22.0 | 28
System version	4.7.1.5
Standard | Version	FCC 15.407, ISED RSS247 | NI
Method	26dB Bandwidth KDB789033 D02, C.1 / ISED RSS-GEN
Description	FCC 15.407 Bandwidths - WLAN5Gx a mode U-NII-3
Information	

EUT Common Settings WLAN5Gx

Number of Antenna Ports	2
User Interaction	No
Device Class UNII_1	Client
Limit W52 Japan	Standard

Test Parameter

Technology to test	WLAN5Gx a mode
Antenna port used	2
Temperature	nom
Voltage	nom
Frequency low to test	True | Freq [MHz] 5745
Frequency mid to test	False | Freq [MHz] 5785
Frequency high to test	False | Freq [MHz] 5825
Auto control enabled power supply | Climatic Box	No | No
Additional path loss [dB]	1.4
Full path name | type	EUT - SignalingUnit - SpectrumAnalyzer

Equipment

Signal analyzer,Rohde&Schwarz,FSV-40,1307.9002K40/101042,3.70
Switch matrix,CTCadvanced,SPM-4 NI DAQ,28016133,NI

Test at TX 5745 MHz

RESULT: Reference Power cond.

DESCRIPTION	LOWER LIMIT	UPPER LIMIT	MEASURED	UNIT	VERDICT
Ref. Power 1MHz/1MHz cond.	---	---	17.39	dBm	INFO
Ref. Frequency	---	---	5749.200	MHz	INFO

READ SA SETTINGS:

RefLevel [dBm] | RefLevelOffset [dB] | InpAtt [dB]	25.39 | 16.82 | 25
Start [MHz] | Stop [MHz]	5720.000 | 5770.000
RBW [MHz] | VBW [MHz]	0.300000 | 1.000000
Detector | TraceMode	POS | MAXH
Sweep: time [ms] | count | points per Section | type	1 | 2500 | 1001 | SWE

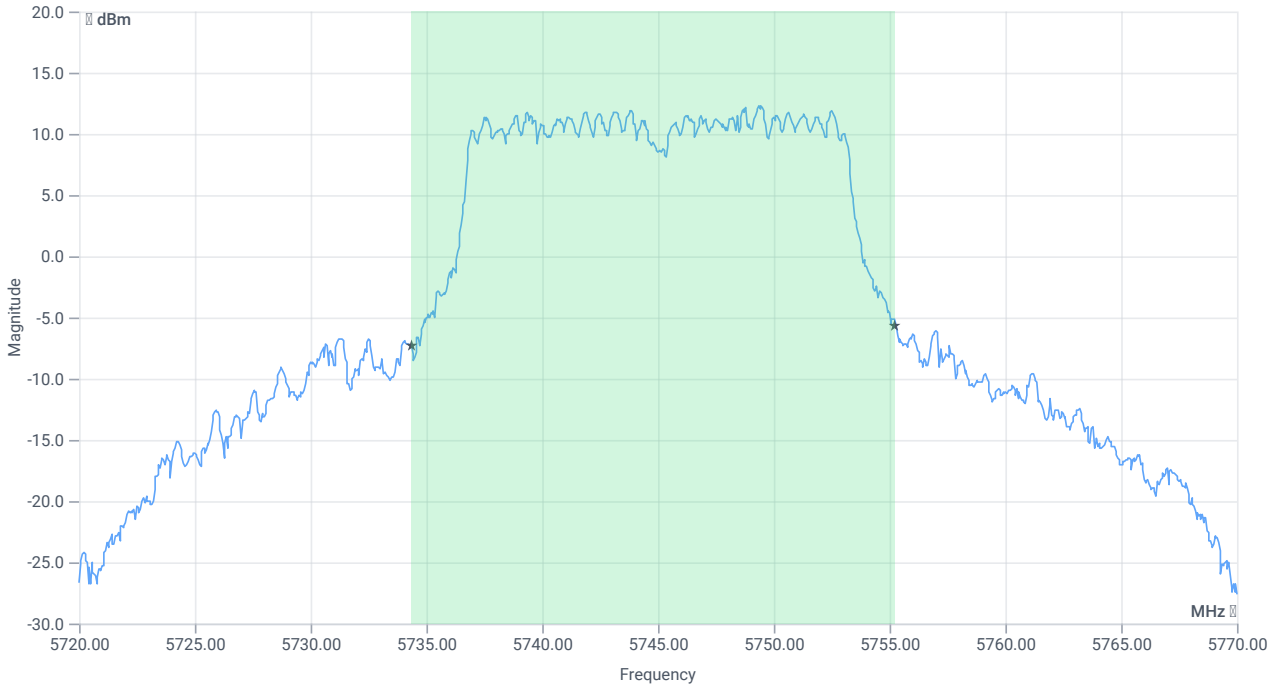

BW 99PCT

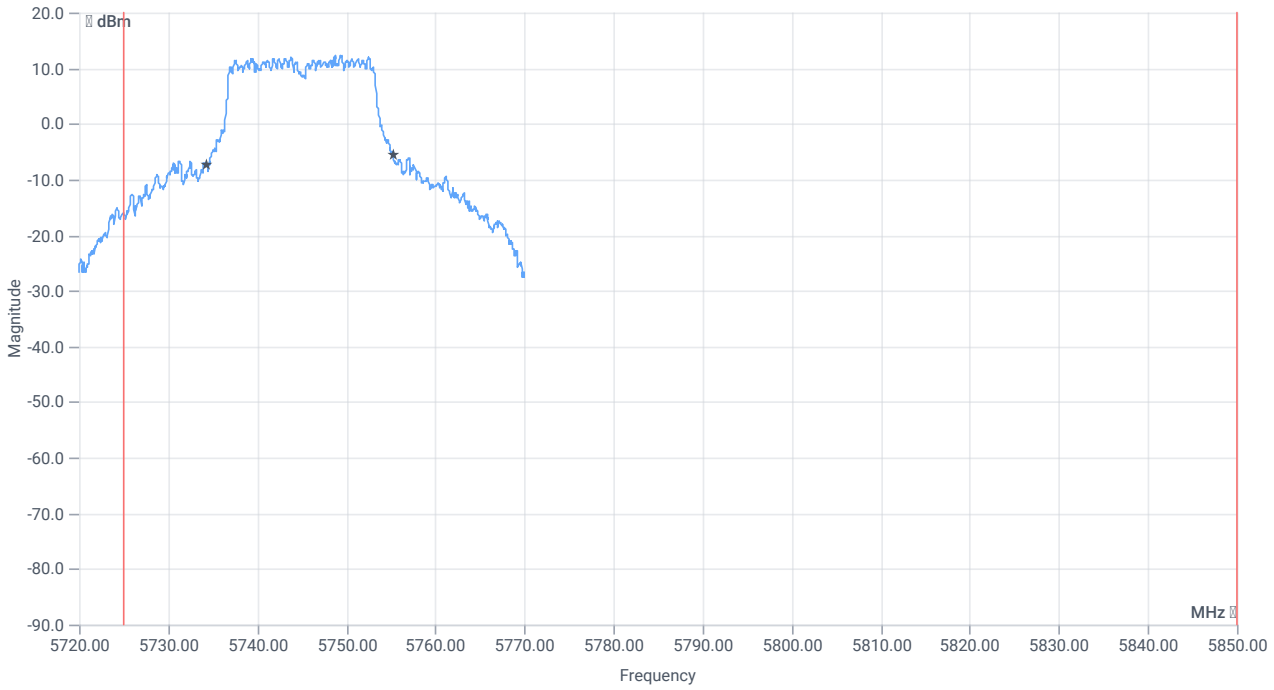

BW within Band 99PCT

RESULT

DESCRIPTION	LOWER LIMIT	UPPER LIMIT	MEASURED	UNIT	VERDICT
Bandwidth 99%	---	---	20.879	MHz	INFO
T1 99%	5725.000000	---	5734.3606	MHz	PASS
T2 99%	---	5850.000000	5755.2398	MHz	PASS

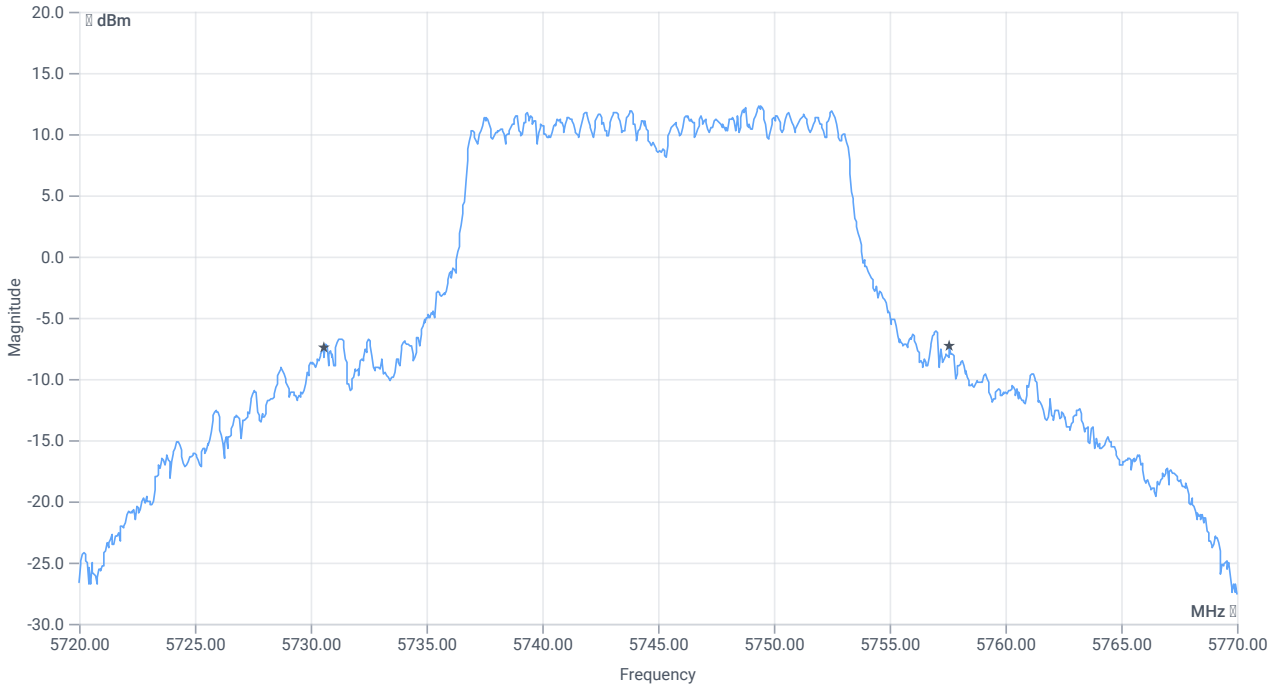

BW 20dB

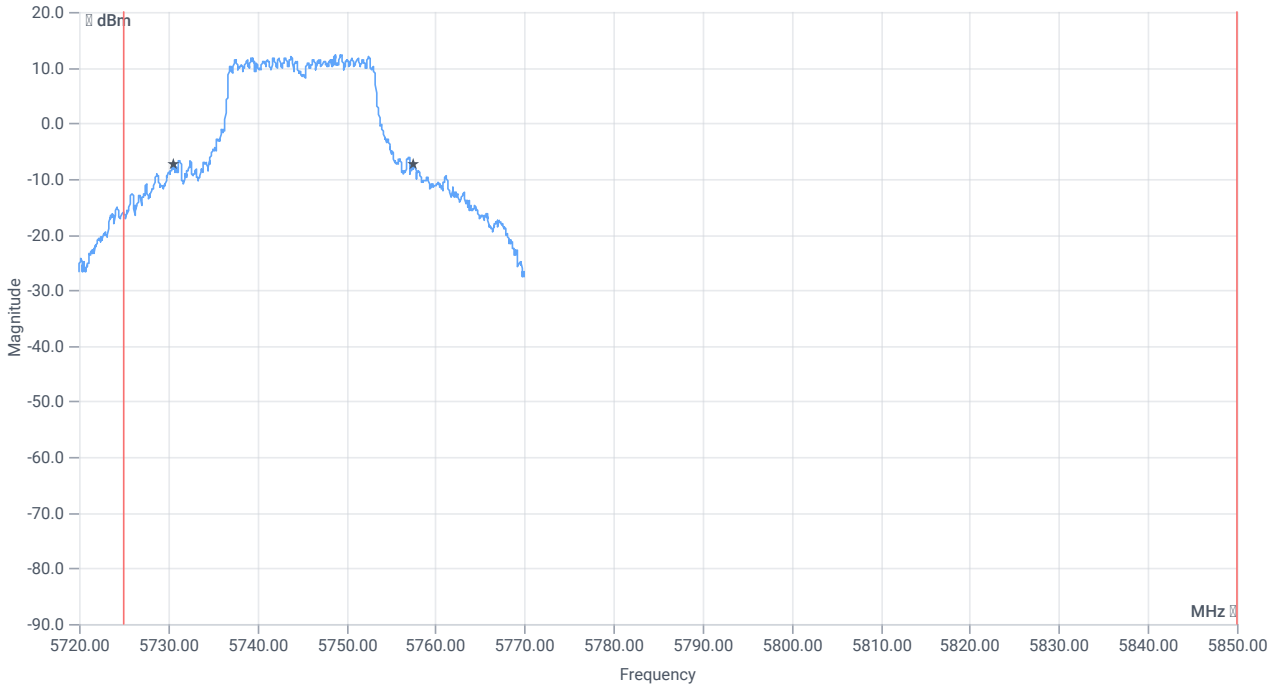

BW within Band 20dB

RESULT

DESCRIPTION	LOWER LIMIT	UPPER LIMIT	MEASURED	UNIT	VERDICT
Bandwidth 20dB	---	---	27.05	MHz	INFO
T1 20dB	5725.000000	---	5730.5500	MHz	PASS
T2 20dB	---	5850.000000	5757.6000	MHz	PASS

Verdict
PASS

FCC 15.407, ISED RSS247 # Minimum emission bandwidth ~ WLAN5Gx a mode U-NII-3

References

TC start	17.01.2024 14:45:42
Ambit temp [°C] | humidity [rel%]	22.0 | 28
System version	4.7.1.5
Standard | Version	FCC 15.407, ISED RSS247 | NI
Method	KDB789033 D02, C.2.
Description	FCC 15.407 Min Emission Bandwidth - WLAN5Gx a mode U-NII-3
Information	

EUT Common Settings WLAN5Gx

Number of Antenna Ports	2
User Interaction	No
Device Class UNII_1	Client
Limit W52 Japan	Standard

Test Parameter

Technology to test	WLAN5Gx a mode
Antenna port used	2
Temperature	nom
Voltage	nom
Frequency low to test	True | Freq [MHz] 5745
Frequency mid to test	False | Freq [MHz] 5785
Frequency high to test	False | Freq [MHz] 5825
Auto control enabled power supply | Climatic Box	No | No
Additional path loss [dB]	1.4
Full path name | type	EUT - SignalingUnit - SpectrumAnalyzer

Equipment

Signal analyzer,Rohde&Schwarz,FSV-40,1307.9002K40/101042,3.70
Switch matrix,CTCadvanced,SPM-4 NI DAQ,28016133,NI

Test at TX 5745 MHz

RESULT: Reference Power cond.

DESCRIPTION	LOWER LIMIT	UPPER LIMIT	MEASURED	UNIT	VERDICT
Ref. Power 1MHz/1MHz cond.	---	---	17.72	dBm	INFO
Ref. Frequency	---	---	5746.800	MHz	INFO

READ SA SETTINGS:

RefLevel [dBm] | RefLevelOffset [dB] | InpAtt [dB]	29.72 | 16.82 | 30
Start [MHz] | Stop [MHz]	5720.000 | 5770.000
RBW [MHz] | VBW [MHz]	0.100000 | 0.300000
Detector | TraceMode	POS | MAXH
Sweep: time [ms] | count | points per Section | type	2 | 1500 | 1001 | SWE

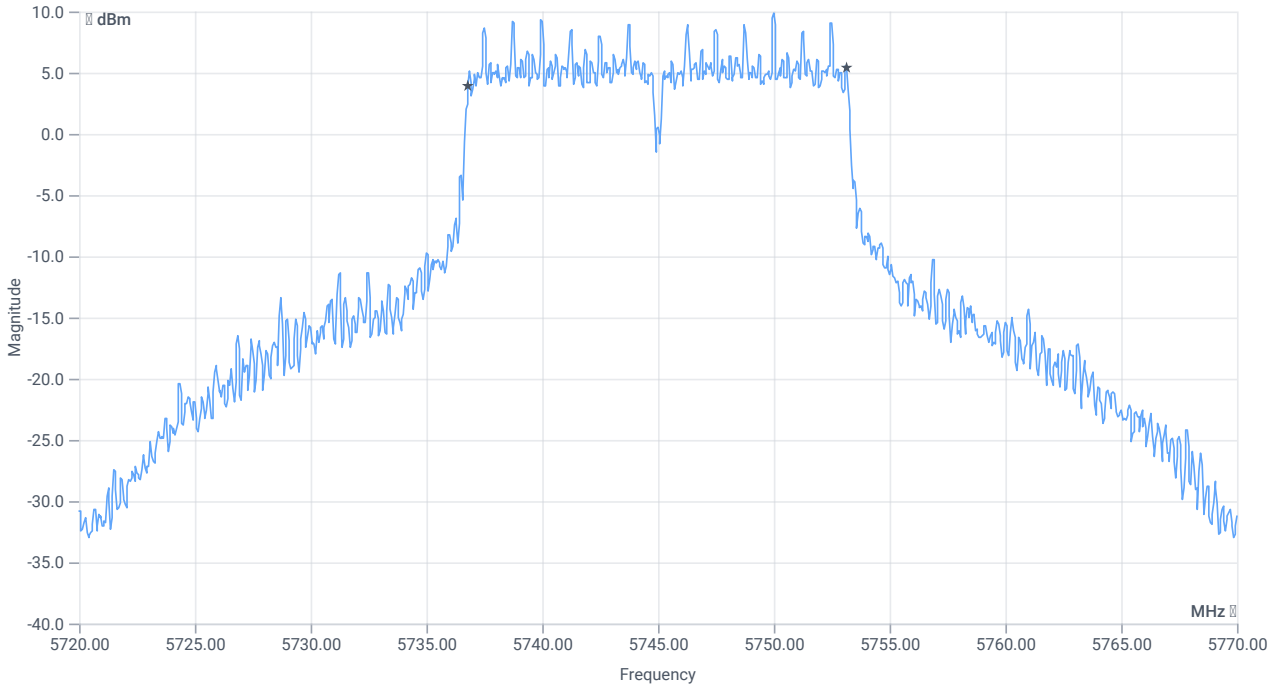

BW 6dB

RESULT

DESCRIPTION	LOWER LIMIT	UPPER LIMIT	MEASURED	UNIT	VERDICT
Bandwidth (6dB)	0.500	---	16.35	MHz	PASS

Verdict
PASS

FCC 15.407 # MIMO ∑ Max output power and psd ~ WLAN5Gx a mode U-NII-3

References

TC start	17.01.2024 14:47:05
Ambit temp [°C] | humidity [rel%]	22.0 | 28
System version	4.7.1.5
Standard | Version	FCC 15.407 | NI
Method	
Description	MIMO ∑ FCC Power & psd - WLAN5Gx a mode U-NII-3
Information	

EUT Common Settings WLAN5Gx

Number of Antenna Ports	2
User Interaction	No
Device Class UNII_1	Client
Limit W52 Japan	Standard

Test Parameter

Technology to test	WLAN5Gx a mode
Antenna port used	several
Temperature	nom
Voltage	nom
Frequency low to test	True | Freq [MHz] 5745
Frequency mid to test	False | Freq [MHz] 5785
Frequency high to test	False | Freq [MHz] 5825
Auto control enabled power supply | Climatic Box	No | No
Additional path loss [dB]	1.4
Full path name | type	None

Equipment

Test at TX 5745 MHz

RESULT Power

DESCRIPTION	LOWER LIMIT	UPPER LIMIT	MEASURED	UNIT	VERDICT
Ant:1 Max Output Power DC corrected	---	---	20.6	dBm	INFO
Ant:1 BW 26dB	---	---	34.280	MHz	INFO
Ant:2 Max Output Power DC corrected	---	---	20.49	dBm	INFO
Ant:2 BW 26dB	---	---	37.880	MHz	INFO
∑ Limit absolute	---	30	23.56	dBm	PASS
∑ Limit: 11 dBm + 10 log 34.28	---	26.35	23.56	dBm	na

RESULT PSD

DESCRIPTION	LOWER LIMIT	UPPER LIMIT	MEASURED	UNIT	VERDICT
Ant:1 PSD	---	---	5.86	dBm/0.5MHz	INFO
Ant:2 PSD	---	---	5.8	dBm/0.5MHz	INFO
∑	---	30	8.84	dBm/0.5MHz	PASS

Verdict
PASS

FCC 15.407, ISED RSS247 # Emission mask (eirp) ~ WLAN5Gx a mode U-NII-3

References

TC start	19.01.2024 13:36:57
Ambit temp [°C] | humidity [rel%]	22.6 | 28
System version	4.7.1.5
Standard | Version	FCC 15.407, ISED RSS247 | NI
Method	NI
Description	FCC 15.407 Emission mask - WLAN5Gx a mode U-NII-3
Information	

EUT Common Settings WLAN5Gx

Number of Antenna Ports	2
User Interaction	No
Device Class UNII_1	Client
Limit W52 Japan	Standard

Test Parameter

Technology to test	WLAN5Gx a mode
Antenna port used	1
Temperature	nom
Voltage	nom
Frequency low to test	True | Freq [MHz] 5745
Frequency mid to test	False | Freq [MHz] 5785
Frequency high to test	False | Freq [MHz] 5825
Auto control enabled power supply | Climatic Box	No | No
Additional path loss [dB]	3.4
Full path name | type	EUT - SignalingUnit - SpectrumAnalyzer

Equipment

Signal analyzer,Rohde&Schwarz,FSV-40,1307.9002K40/101042,3.70
Switch matrix,CTCadvanced,SPM-4 NI DAQ,28016133,NI

Test at TX 5745 MHz

RESULT: Reference Power cond.

DESCRIPTION	LOWER LIMIT	UPPER LIMIT	MEASURED	UNIT	VERDICT
Ref. Power 1MHz/1MHz cond.	---	---	19.10	dBm	INFO
Ref. Frequency	---	---	5748.000	MHz	INFO

Antenna gain

Considered antenna gain [dBi]:	2 / max found in range 5625 to 5950 MHz

READ SA SETTINGS:

RefLevel [dBm] | RefLevelOffset [dB] | InpAtt [dB]	22.10 | 18.82 | 20
Start [MHz] | Stop [MHz]	5625.000 | 5950.000
RBW [MHz] | VBW [MHz]	1.000000 | 3.000000
Detector | TraceMode	POS | MAXH
Sweep: time [ms] | count | points per Section | type	1 | 2500 | 1001 | SWE

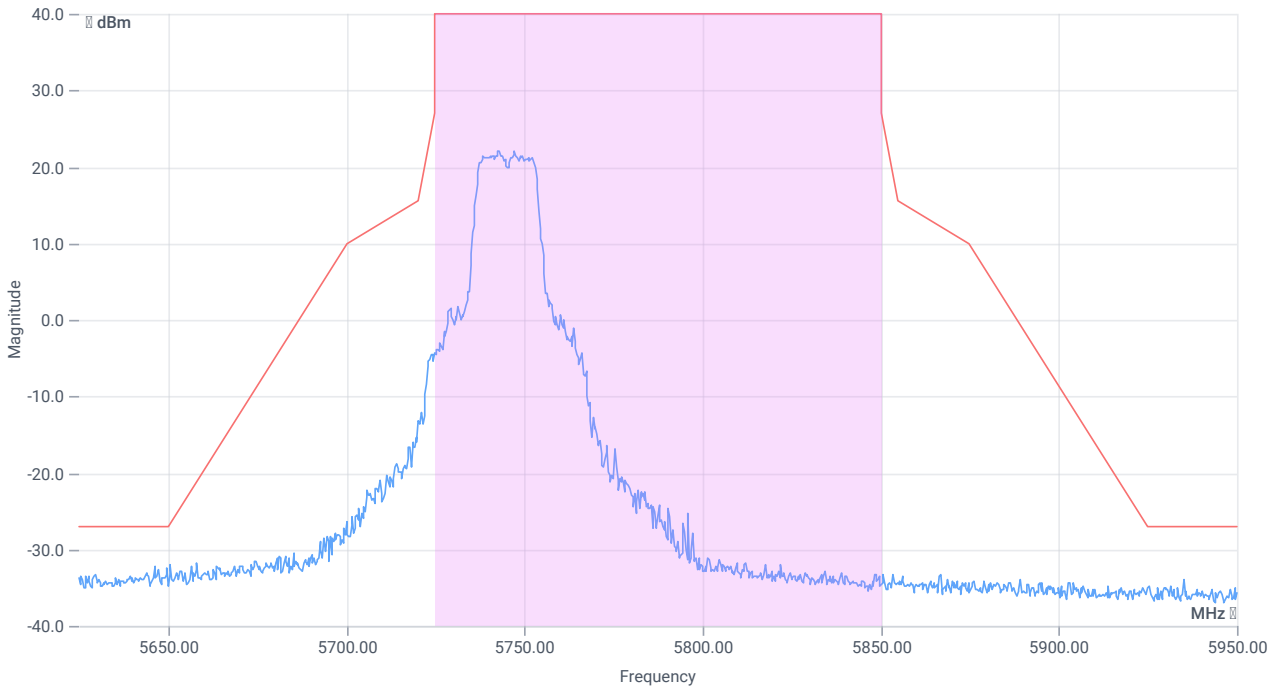

Emission Mask (e.i.r.p)

RESULT

DESCRIPTION	LOWER LIMIT	UPPER LIMIT	MEASURED	UNIT	VERDICT

Verdict
PASS

FCC 15.407, ISED RSS247 # Emission mask (eirp) ~ WLAN5Gx a mode U-NII-3

References

TC start	19.01.2024 13:37:34
Ambit temp [°C] | humidity [rel%]	22.6 | 28
System version	4.7.1.5
Standard | Version	FCC 15.407, ISED RSS247 | NI
Method	NI
Description	FCC 15.407 Emission mask - WLAN5Gx a mode U-NII-3
Information	

EUT Common Settings WLAN5Gx

Number of Antenna Ports	2
User Interaction	No
Device Class UNII_1	Client
Limit W52 Japan	Standard

Test Parameter

Technology to test	WLAN5Gx a mode
Antenna port used	2
Temperature	nom
Voltage	nom
Frequency low to test	True | Freq [MHz] 5745
Frequency mid to test	False | Freq [MHz] 5785
Frequency high to test	False | Freq [MHz] 5825
Auto control enabled power supply | Climatic Box	No | No
Additional path loss [dB]	3.4
Full path name | type	EUT - SignalingUnit - SpectrumAnalyzer

Equipment

Signal analyzer,Rohde&Schwarz,FSV-40,1307.9002K40/101042,3.70
Switch matrix,CTCadvanced,SPM-4 NI DAQ,28016133,NI

Test at TX 5745 MHz

RESULT: Reference Power cond.

DESCRIPTION	LOWER LIMIT	UPPER LIMIT	MEASURED	UNIT	VERDICT
Ref. Power 1MHz/1MHz cond.	---	---	19.11	dBm	INFO
Ref. Frequency	---	---	5741.200	MHz	INFO

Antenna gain

Considered antenna gain [dBi]:	2 / max found in range 5625 to 5950 MHz

READ SA SETTINGS:

RefLevel [dBm] | RefLevelOffset [dB] | InpAtt [dB]	22.11 | 18.82 | 20
Start [MHz] | Stop [MHz]	5625.000 | 5950.000
RBW [MHz] | VBW [MHz]	1.000000 | 3.000000
Detector | TraceMode	POS | MAXH
Sweep: time [ms] | count | points per Section | type	1 | 2500 | 1001 | SWE

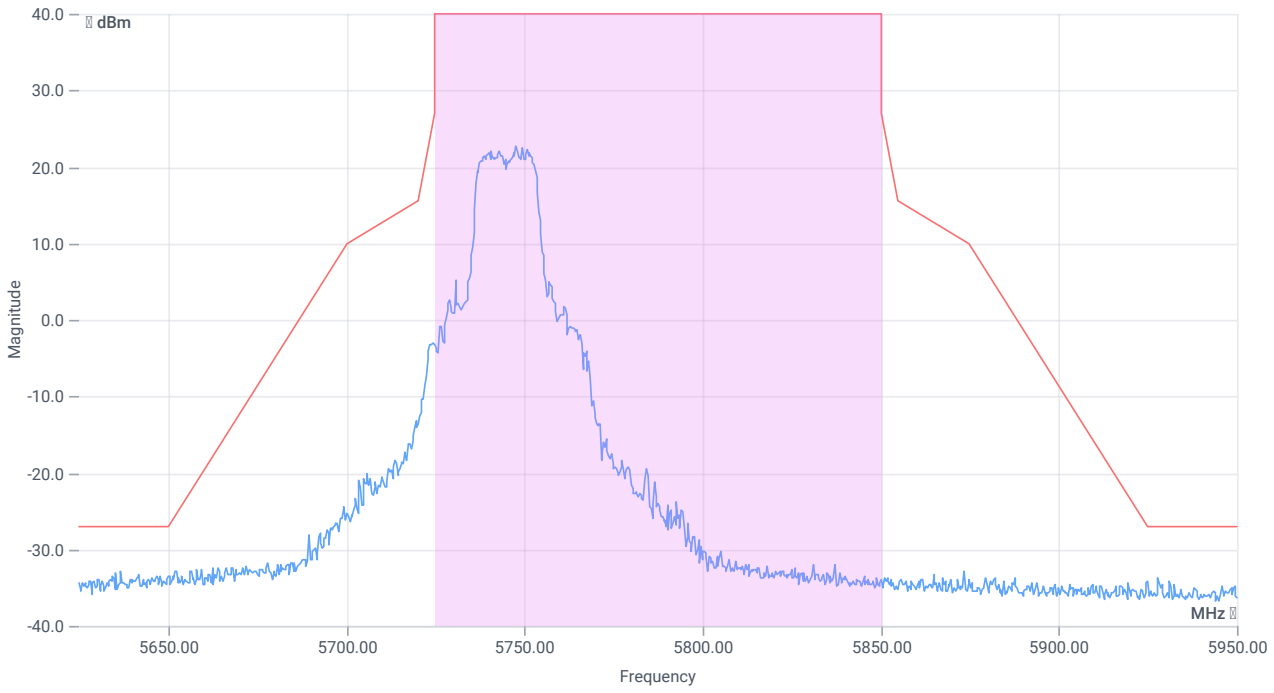

Emission Mask (e.i.r.p)

RESULT

DESCRIPTION	LOWER LIMIT	UPPER LIMIT	MEASURED	UNIT	VERDICT

Verdict
PASS

NA # Message with SA scan ~

References

TC start	17.01.2024 16:36:11
Ambit temp [°C] | humidity [rel%]	22.2 | 29
System version	4.7.1.5
Standard | Version	NA | NI
Method	
Description	Message with SA Scan a_mode_U_NII_3
Information	

Test Parameter

Switched Path	EUT - SignalingUnit - SpectrumAnalyzer
Message start	17.01.2024 16:36:12
Message	set WLAN5Gx to a_mode_U_NII_3, Frequency [MHz] 5785 , Information:

Equipment

Signal analyzer,Rohde&Schwarz,FSV-40,1307.9002K40/101042,3.70
Switch matrix,CTCadvanced,SPM-4 NI DAQ,28016133,NI

Verdict
INFO

FCC 15.407 # Max output power and psd ~ WLAN5Gx a mode U-NII-3

References

TC start	17.01.2024 16:36:21
Ambit temp [°C] | humidity [rel%]	22.2 | 29
System version	4.7.1.5
Standard | Version	FCC 15.407 | NI
Method	KDB789033 D02, F., E.2.e.
Description	FCC 15.407 Max Output Power & PSD - WLAN5Gx a mode U-NII-3
Information	

EUT Common Settings WLAN5Gx

Number of Antenna Ports	2
User Interaction	No
Device Class UNII_1	Client
Limit W52 Japan	Standard

Test Parameter

Technology to test	WLAN5Gx a mode
Antenna port used	1
Temperature	nom
Voltage	nom
Frequency low to test	False | Freq [MHz] 5745
Frequency mid to test	True | Freq [MHz] 5785
Frequency high to test	False | Freq [MHz] 5825
Auto control enabled power supply | Climatic Box	No | No
Additional path loss [dB]	1.4
Full path name | type	EUT - SignalingUnit - SpectrumAnalyzer

Equipment

Signal analyzer,Rohde&Schwarz,FSV-40,1307.9002K40/101042,3.70
Switch matrix,CTCadvanced,SPM-4 NI DAQ,28016133,NI

Test at TX 5785 MHz

RESULT: Reference Power cond.

DESCRIPTION	LOWER LIMIT	UPPER LIMIT	MEASURED	UNIT	VERDICT
Ref. Power 1MHz/1MHz cond.	---	---	16.50	dBm	INFO
Ref. Frequency	---	---	5790.990	MHz	INFO

Evaluation max. Duty Cycle

Duty Cycle evaluation

DESCRIPTION	LOWER LIMIT	UPPER LIMIT	MEASURED	UNIT	VERDICT
No enough Bursts detected, Duty Cycle Burst Ratio set to 1					
Duty Cycle (Burst Ratio) max	---	---	1	---	INFO
Duty Cycle max	---	---	0	dB	INFO
Duty Cycle (Burst Ratio) min	---	---	1	---	INFO
Duty Cycle min	---	---	0	dB	INFO

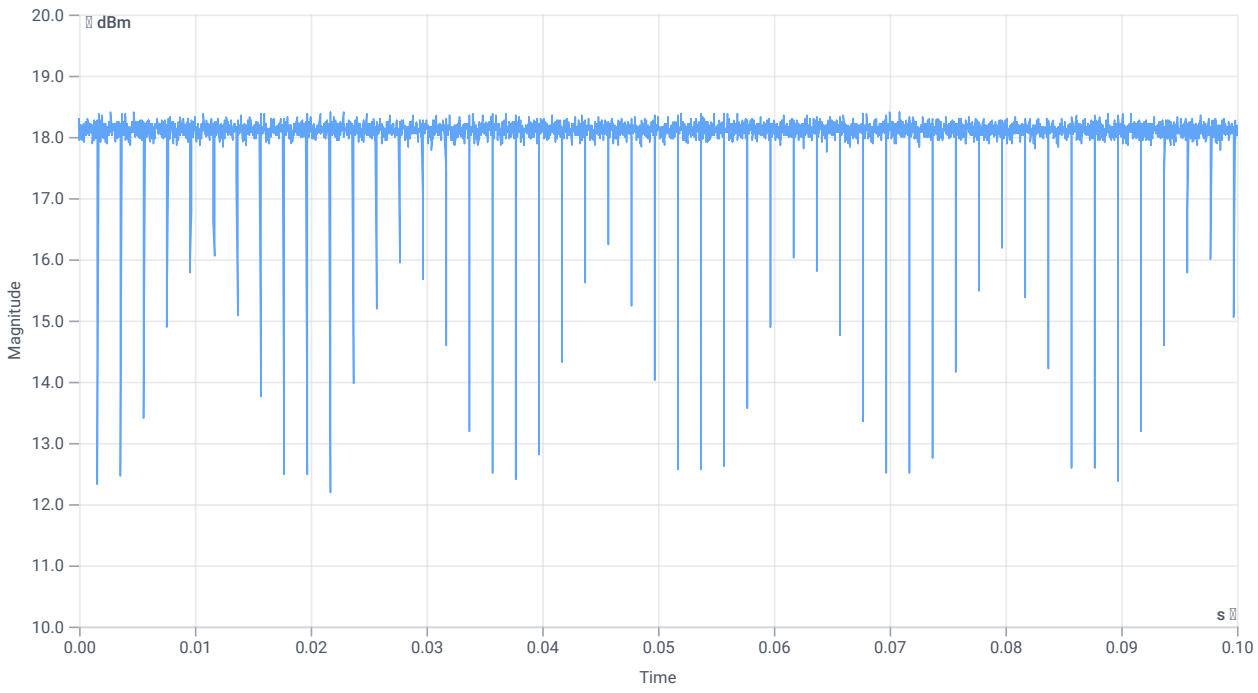

Duty cycle

Evaluation Bandwidth

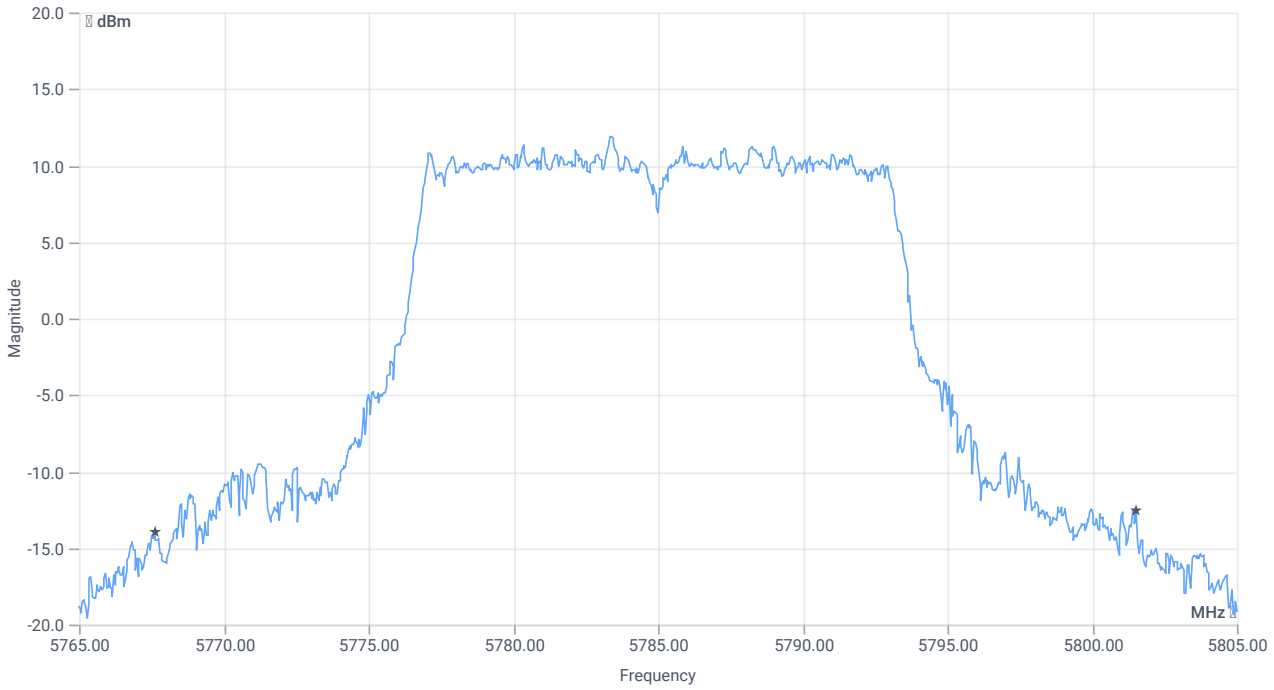

BW 26dB

RESULT

DESCRIPTION	LOWER LIMIT	UPPER LIMIT	MEASURED	UNIT	VERDICT
Bandwidth 26dB	---	---	33.92	MHz	INFO
T1 26dB	---	---	5767.6000	MHz	INFO
T2 26dB	---	---	5801.5200	MHz	INFO

Maximum Output Power

READ SA SETTINGS:

RefLevel [dBm] | RefLevelOffset [dB] | InpAtt [dB]	28.50 | 16.8 | 30
Start [MHz] | Stop [MHz]	5765.000 | 5805.000
RBW [MHz] | VBW [MHz]	1.000000 | 3.000000
Detector | TraceMode	RMS | MAXH
Sweep: time [ms] | count | points per Section | type	53700 | 1 | 161 | SWE

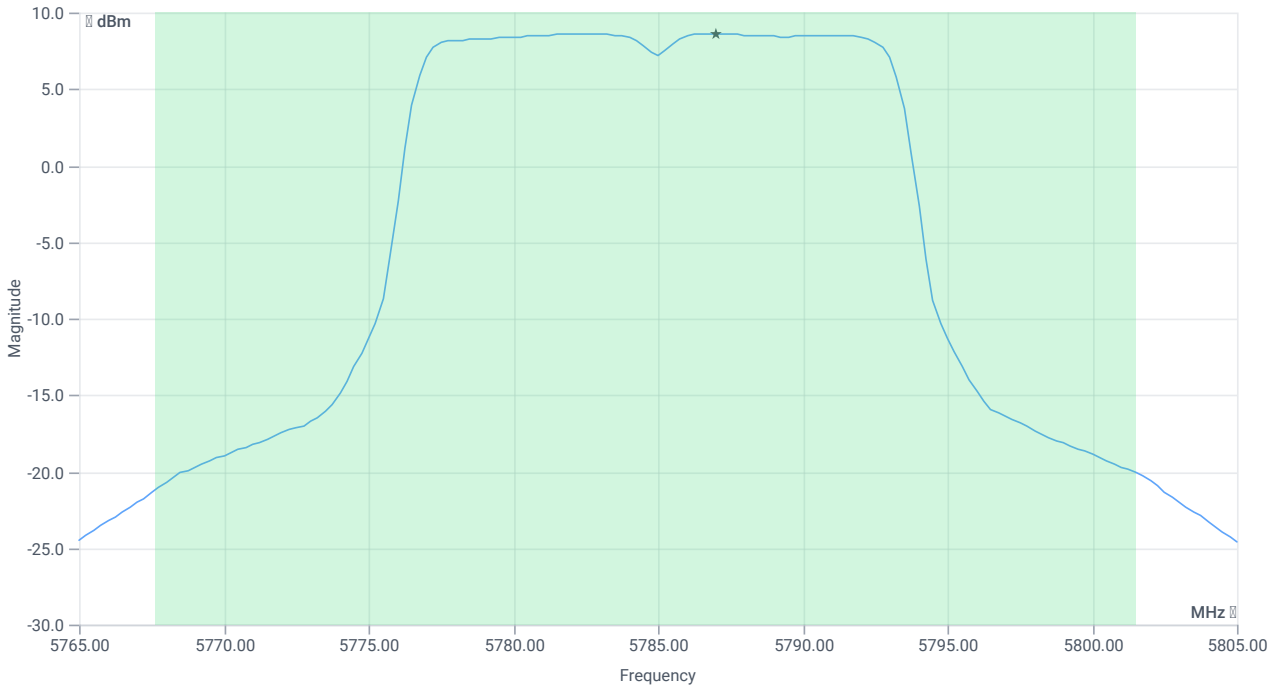

Max OP and PSD

RESULT

DESCRIPTION	LOWER LIMIT	UPPER LIMIT	MEASURED	UNIT	VERDICT
Max Output Power	---	---	20.3	dBm	INFO
Duty Cycle Correction	---	---	0	dB	INFO
Limit absolute					
Max Output Power DC corrected	---	30	20.3	dBm	PASS
Limit: 11 dBm + 10 log 33.92					
Max Output Power DC corrected	---	26.3	20.3	dBm	na

Power Spectral Density U-NII-3

READ SA SETTINGS:

RefLevel [dBm] | RefLevelOffset [dB] | InpAtt [dB]	28.50 | 16.8 | 30
Start [MHz] | Stop [MHz]	5765.000 | 5805.000
RBW [MHz] | VBW [MHz]	0.500000 | 3.000000
Detector | TraceMode	RMS | MAXH
Sweep: time [ms] | count | points per Section | type	53700 | 1 | 161 | SWE

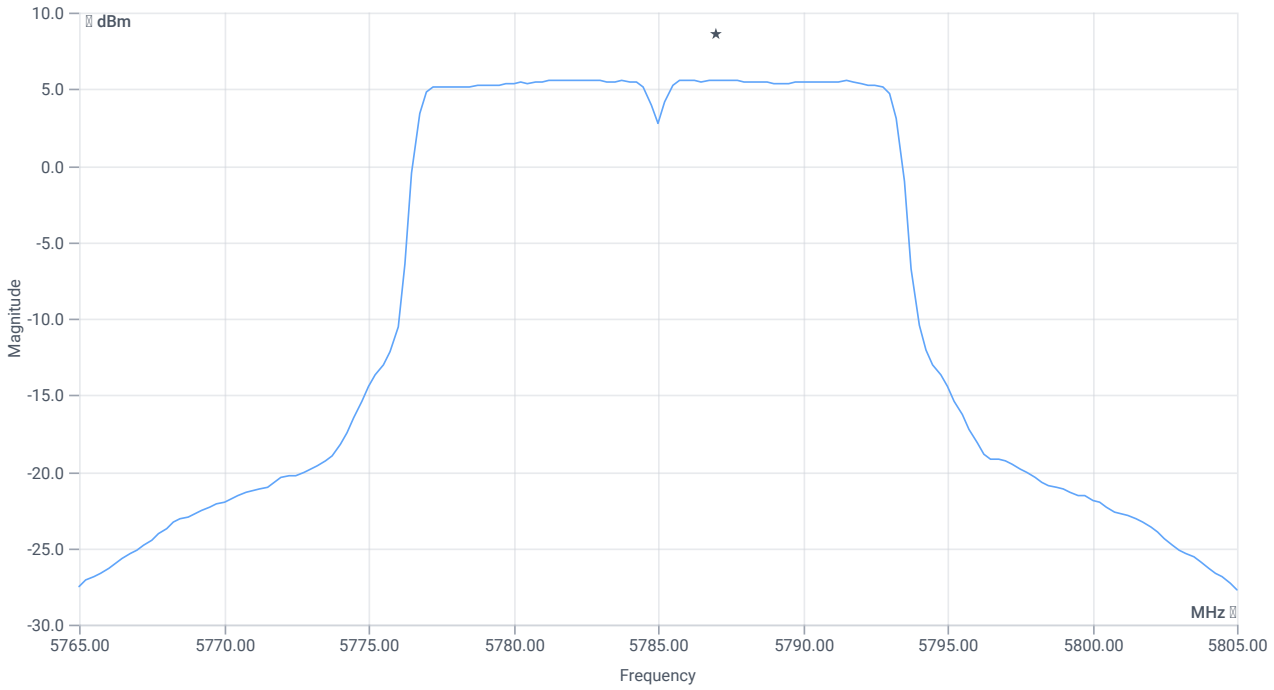

PSD UNII-3

RESULT

DESCRIPTION	LOWER LIMIT	UPPER LIMIT	MEASURED	UNIT	VERDICT
Power Spectral Density	---	---	5.59	dBm/0.5MHz	INFO
Duty Cycle Correction	---	---	0	dB	INFO
Power Spectral Density DC corrected	---	30	5.59	dBm/0.5MHz	PASS

Verdict
PASS

FCC 15.407, ISED RSS247 # Bandwidths 99PCT and 20dB ~ WLAN5Gx a mode U-NII-3

References

TC start	17.01.2024 16:41:13
Ambit temp [°C] | humidity [rel%]	22.2 | 29
System version	4.7.1.5
Standard | Version	FCC 15.407, ISED RSS247 | NI
Method	26dB Bandwidth KDB789033 D02, C.1 / ISED RSS-GEN
Description	FCC 15.407 Bandwidths - WLAN5Gx a mode U-NII-3
Information	

EUT Common Settings WLAN5Gx

Number of Antenna Ports	2
User Interaction	No
Device Class UNII_1	Client
Limit W52 Japan	Standard

Test Parameter

Technology to test	WLAN5Gx a mode
Antenna port used	1
Temperature	nom
Voltage	nom
Frequency low to test	False | Freq [MHz] 5745
Frequency mid to test	True | Freq [MHz] 5785
Frequency high to test	False | Freq [MHz] 5825
Auto control enabled power supply | Climatic Box	No | No
Additional path loss [dB]	1.4
Full path name | type	EUT - SignalingUnit - SpectrumAnalyzer

Equipment

Signal analyzer,Rohde&Schwarz,FSV-40,1307.9002K40/101042,3.70
Switch matrix,CTCadvanced,SPM-4 NI DAQ,28016133,NI

Test at TX 5785 MHz

RESULT: Reference Power cond.

DESCRIPTION	LOWER LIMIT	UPPER LIMIT	MEASURED	UNIT	VERDICT
Ref. Power 1MHz/1MHz cond.	---	---	16.62	dBm	INFO
Ref. Frequency	---	---	5786.800	MHz	INFO

READ SA SETTINGS:

RefLevel [dBm] | RefLevelOffset [dB] | InpAtt [dB]	24.62 | 16.8 | 25
Start [MHz] | Stop [MHz]	5760.000 | 5810.000
RBW [MHz] | VBW [MHz]	0.300000 | 1.000000
Detector | TraceMode	POS | MAXH
Sweep: time [ms] | count | points per Section | type	1 | 2500 | 1001 | SWE

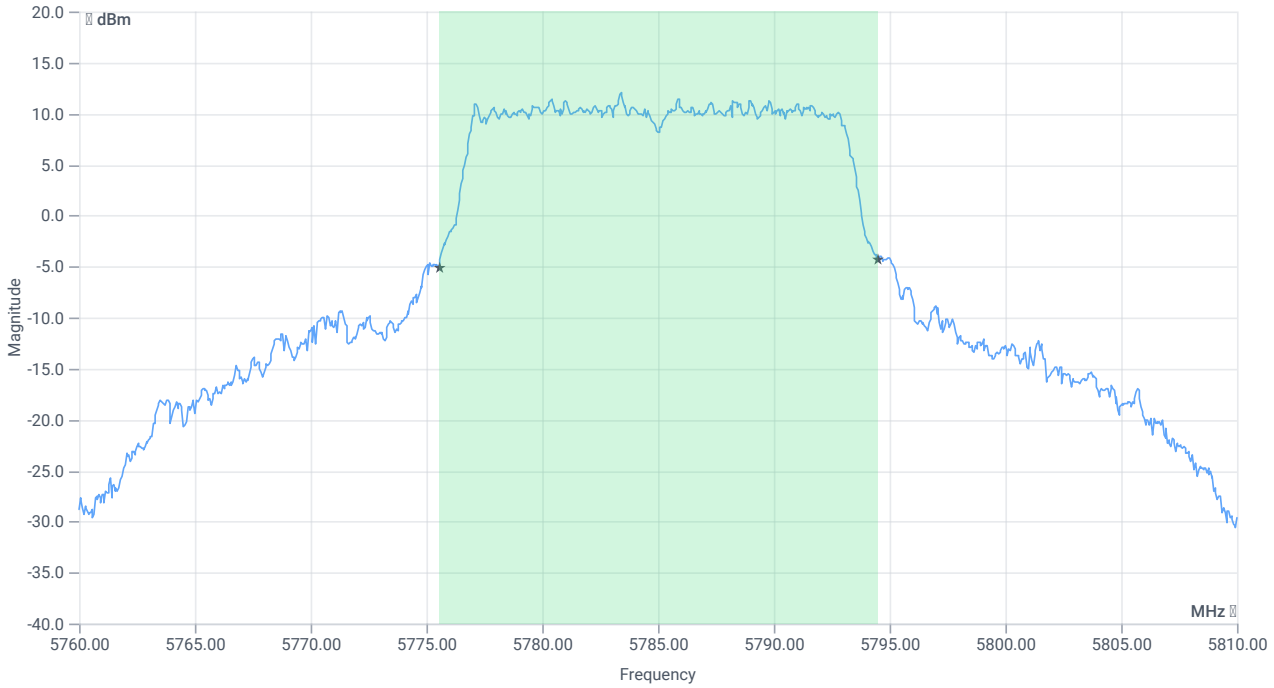

BW 99PCT

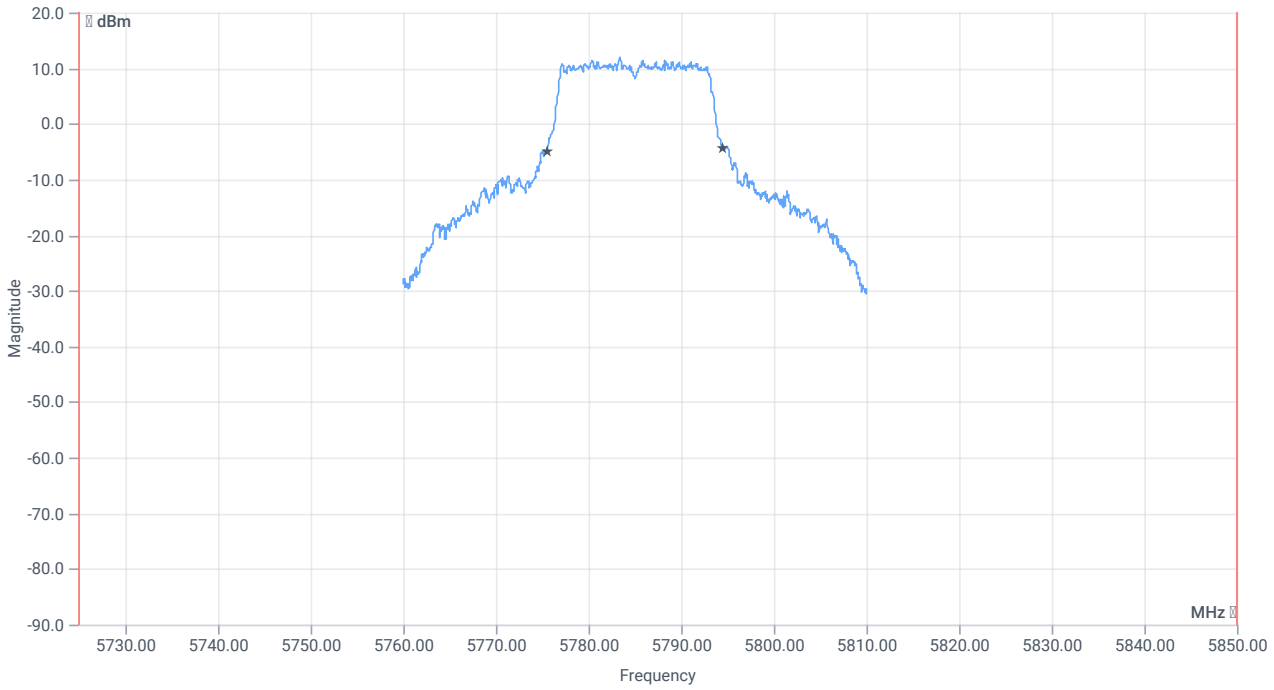

BW within Band 99PCT

RESULT

DESCRIPTION	LOWER LIMIT	UPPER LIMIT	MEASURED	UNIT	VERDICT
Bandwidth 99%	---	---	18.931	MHz	INFO
T1 99%	5725.000000	---	5775.5594	MHz	PASS
T2 99%	---	5850.000000	5794.4905	MHz	PASS

BW 20dB

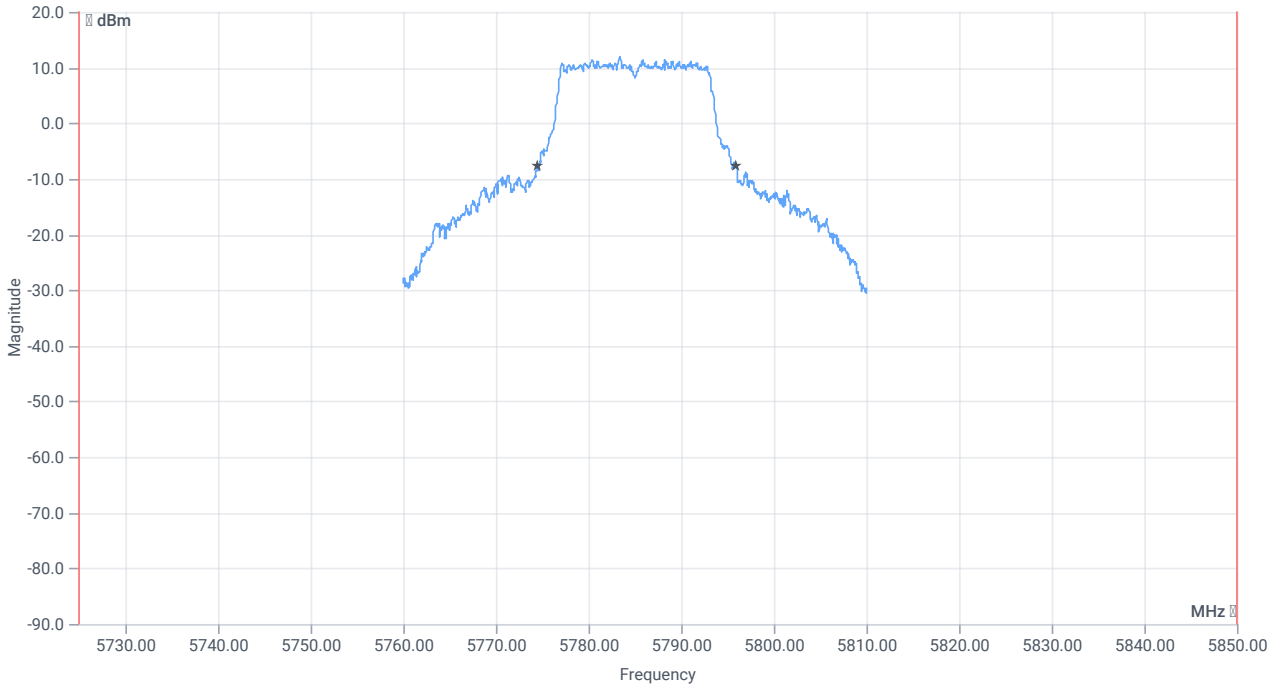

BW within Band 20dB

RESULT

DESCRIPTION	LOWER LIMIT	UPPER LIMIT	MEASURED	UNIT	VERDICT
Bandwidth 20dB	---	---	21.4	MHz	INFO
T1 20dB	5725.000000	---	5774.5500	MHz	PASS
T2 20dB	---	5850.000000	5795.9500	MHz	PASS

Verdict
PASS

FCC 15.407, ISED RSS247 # Minimum emission bandwidth ~ WLAN5Gx a mode U-NII-3

References

TC start	17.01.2024 16:41:44
Ambit temp [°C] | humidity [rel%]	22.3 | 29
System version	4.7.1.5
Standard | Version	FCC 15.407, ISED RSS247 | NI
Method	KDB789033 D02, C.2.
Description	FCC 15.407 Min Emission Bandwidth - WLAN5Gx a mode U-NII-3
Information	

EUT Common Settings WLAN5Gx

Number of Antenna Ports	2
User Interaction	No
Device Class UNII_1	Client
Limit W52 Japan	Standard

Test Parameter

Technology to test	WLAN5Gx a mode
Antenna port used	1
Temperature	nom
Voltage	nom
Frequency low to test	False | Freq [MHz] 5745
Frequency mid to test	True | Freq [MHz] 5785
Frequency high to test	False | Freq [MHz] 5825
Auto control enabled power supply | Climatic Box	No | No
Additional path loss [dB]	1.4
Full path name | type	EUT - SignalingUnit - SpectrumAnalyzer

Equipment

Signal analyzer,Rohde&Schwarz,FSV-40,1307.9002K40/101042,3.70
Switch matrix,CTCadvanced,SPM-4 NI DAQ,28016133,NI

Test at TX 5785 MHz

RESULT: Reference Power cond.

DESCRIPTION	LOWER LIMIT	UPPER LIMIT	MEASURED	UNIT	VERDICT
Ref. Power 1MHz/1MHz cond.	---	---	16.28	dBm	INFO
Ref. Frequency	---	---	5788.000	MHz	INFO

READ SA SETTINGS:

RefLevel [dBm] | RefLevelOffset [dB] | InpAtt [dB]	28.28 | 16.8 | 30
Start [MHz] | Stop [MHz]	5760.000 | 5810.000
RBW [MHz] | VBW [MHz]	0.100000 | 0.300000
Detector | TraceMode	POS | MAXH
Sweep: time [ms] | count | points per Section | type	2 | 1500 | 1001 | SWE

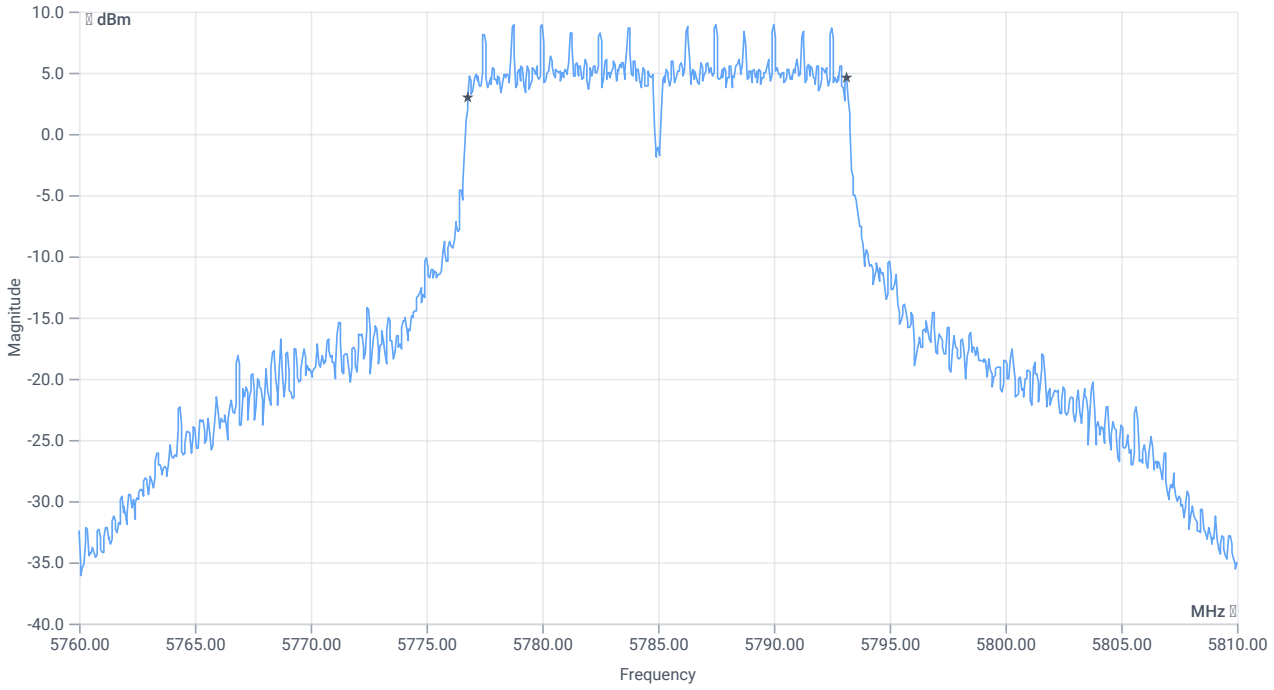

BW 6dB

RESULT

DESCRIPTION	LOWER LIMIT	UPPER LIMIT	MEASURED	UNIT	VERDICT
Bandwidth (6dB)	0.500	---	16.35	MHz	PASS

Verdict
PASS

FCC 15.407 # Max output power and psd ~ WLAN5Gx a mode U-NII-3

References

TC start	17.01.2024 16:43:12
Ambit temp [°C] | humidity [rel%]	22.2 | 29
System version	4.7.1.5
Standard | Version	FCC 15.407 | NI
Method	KDB789033 D02, F., E.2.e.
Description	FCC 15.407 Max Output Power & PSD - WLAN5Gx a mode U-NII-3
Information	

EUT Common Settings WLAN5Gx

Number of Antenna Ports	2
User Interaction	No
Device Class UNII_1	Client
Limit W52 Japan	Standard

Test Parameter

Technology to test	WLAN5Gx a mode
Antenna port used	2
Temperature	nom
Voltage	nom
Frequency low to test	False | Freq [MHz] 5745
Frequency mid to test	True | Freq [MHz] 5785
Frequency high to test	False | Freq [MHz] 5825
Auto control enabled power supply | Climatic Box	No | No
Additional path loss [dB]	1.4
Full path name | type	EUT - SignalingUnit - SpectrumAnalyzer

Equipment

Signal analyzer,Rohde&Schwarz,FSV-40,1307.9002K40/101042,3.70
Switch matrix,CTCadvanced,SPM-4 NI DAQ,28016133,NI

Test at TX 5785 MHz

RESULT: Reference Power cond.

DESCRIPTION	LOWER LIMIT	UPPER LIMIT	MEASURED	UNIT	VERDICT
Ref. Power 1MHz/1MHz cond.	---	---	16.46	dBm	INFO
Ref. Frequency	---	---	5788.800	MHz	INFO

Evaluation max. Duty Cycle

Duty Cycle evaluation

DESCRIPTION	LOWER LIMIT	UPPER LIMIT	MEASURED	UNIT	VERDICT
No enough Bursts detected, Duty Cycle Burst Ratio set to 1					
Duty Cycle (Burst Ratio) max	---	---	1	---	INFO
Duty Cycle max	---	---	0	dB	INFO
Duty Cycle (Burst Ratio) min	---	---	1	---	INFO
Duty Cycle min	---	---	0	dB	INFO

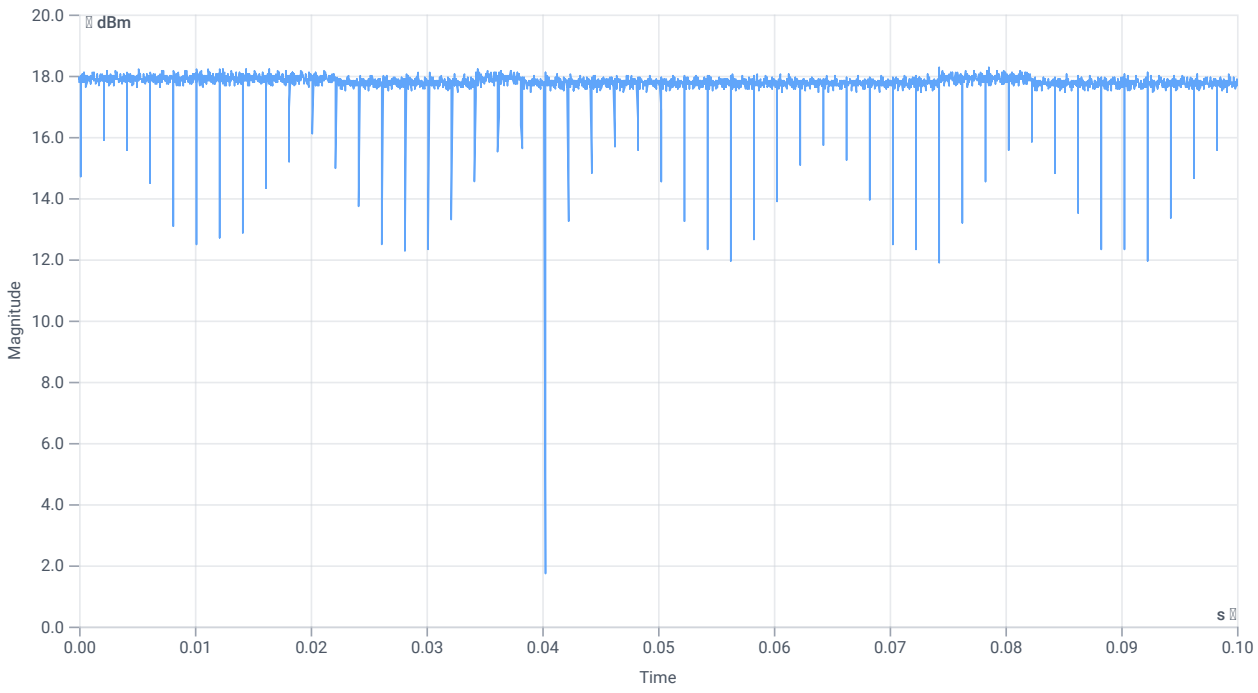

Duty cycle

Evaluation Bandwidth

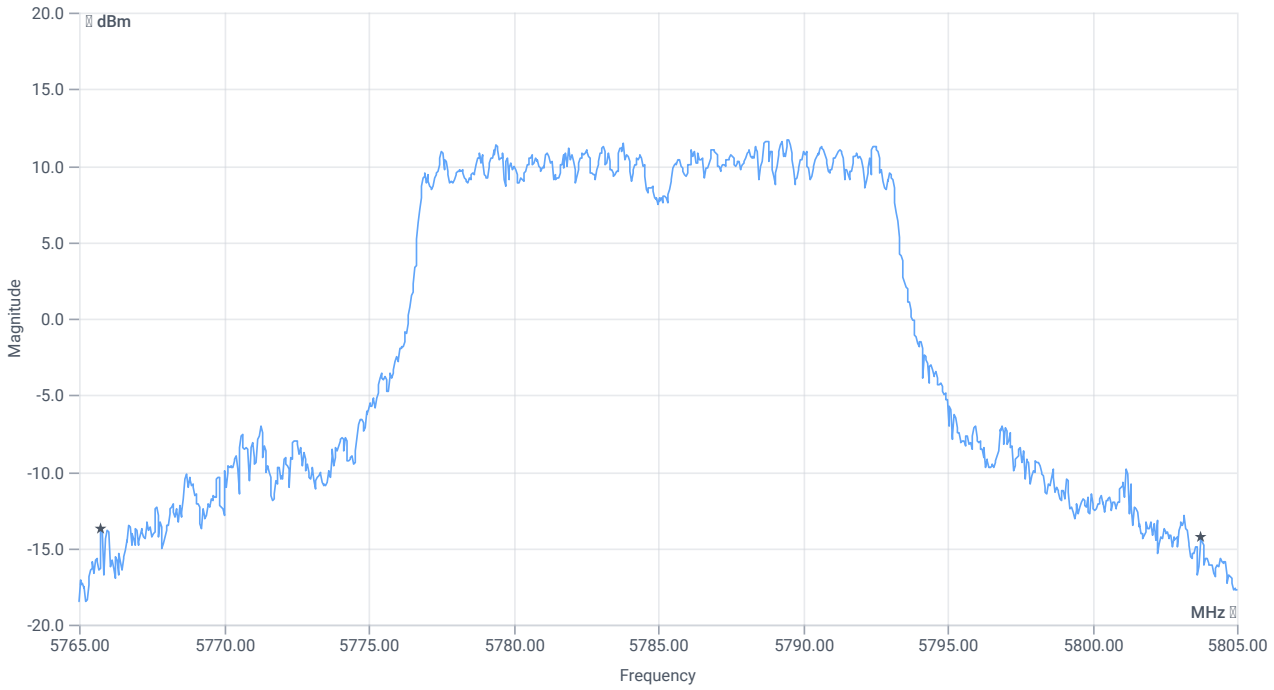

BW 26dB

RESULT

DESCRIPTION	LOWER LIMIT	UPPER LIMIT	MEASURED	UNIT	VERDICT
Bandwidth 26dB	---	---	38	MHz	INFO
T1 26dB	---	---	5765.7600	MHz	INFO
T2 26dB	---	---	5803.7600	MHz	INFO

Maximum Output Power

READ SA SETTINGS:

RefLevel [dBm] | RefLevelOffset [dB] | InpAtt [dB]	28.46 | 16.8 | 30
Start [MHz] | Stop [MHz]	5765.000 | 5805.000
RBW [MHz] | VBW [MHz]	1.000000 | 3.000000
Detector | TraceMode	RMS | MAXH
Sweep: time [ms] | count | points per Section | type	53700 | 1 | 161 | SWE

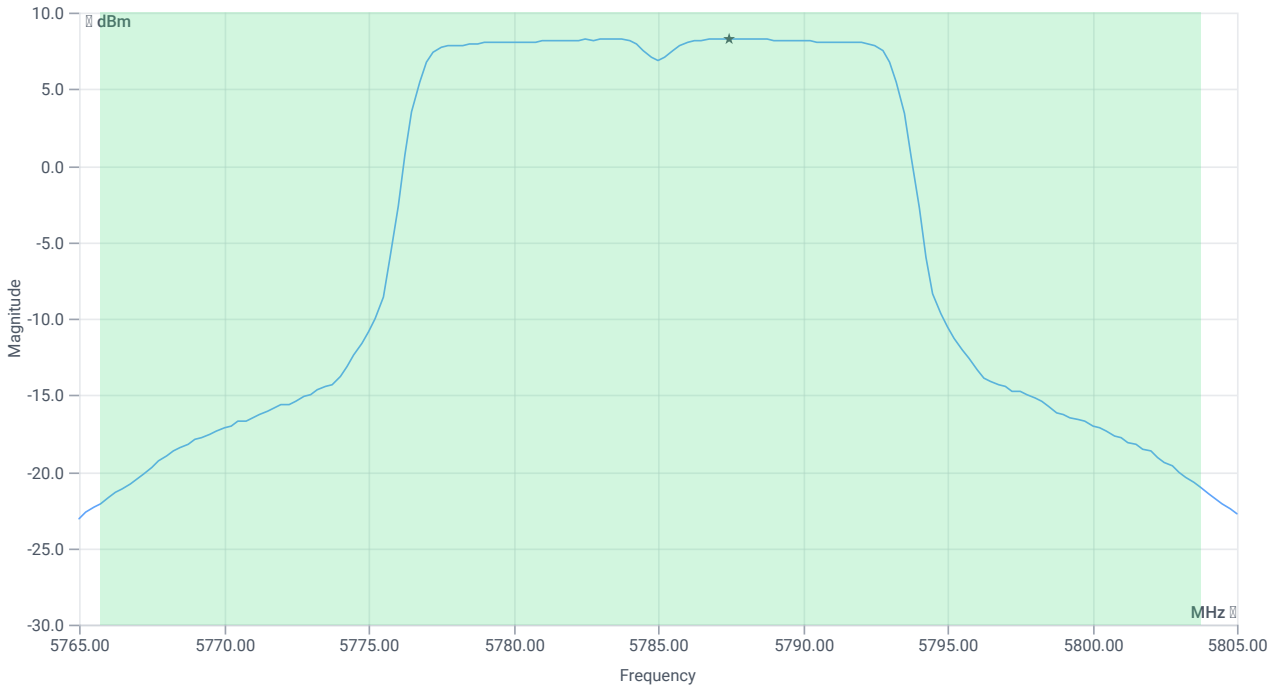

Max OP and PSD

RESULT

DESCRIPTION	LOWER LIMIT	UPPER LIMIT	MEASURED	UNIT	VERDICT
Max Output Power	---	---	19.98	dBm	INFO
Duty Cycle Correction	---	---	0	dB	INFO
Limit absolute					
Max Output Power DC corrected	---	30	19.98	dBm	PASS
Limit: 11 dBm + 10 log 38					
Max Output Power DC corrected	---	26.8	19.98	dBm	na

Power Spectral Density U-NII-3

READ SA SETTINGS:

RefLevel [dBm] | RefLevelOffset [dB] | InpAtt [dB]	28.46 | 16.8 | 30
Start [MHz] | Stop [MHz]	5765.000 | 5805.000
RBW [MHz] | VBW [MHz]	0.500000 | 3.000000
Detector | TraceMode	RMS | MAXH
Sweep: time [ms] | count | points per Section | type	53700 | 1 | 161 | SWE

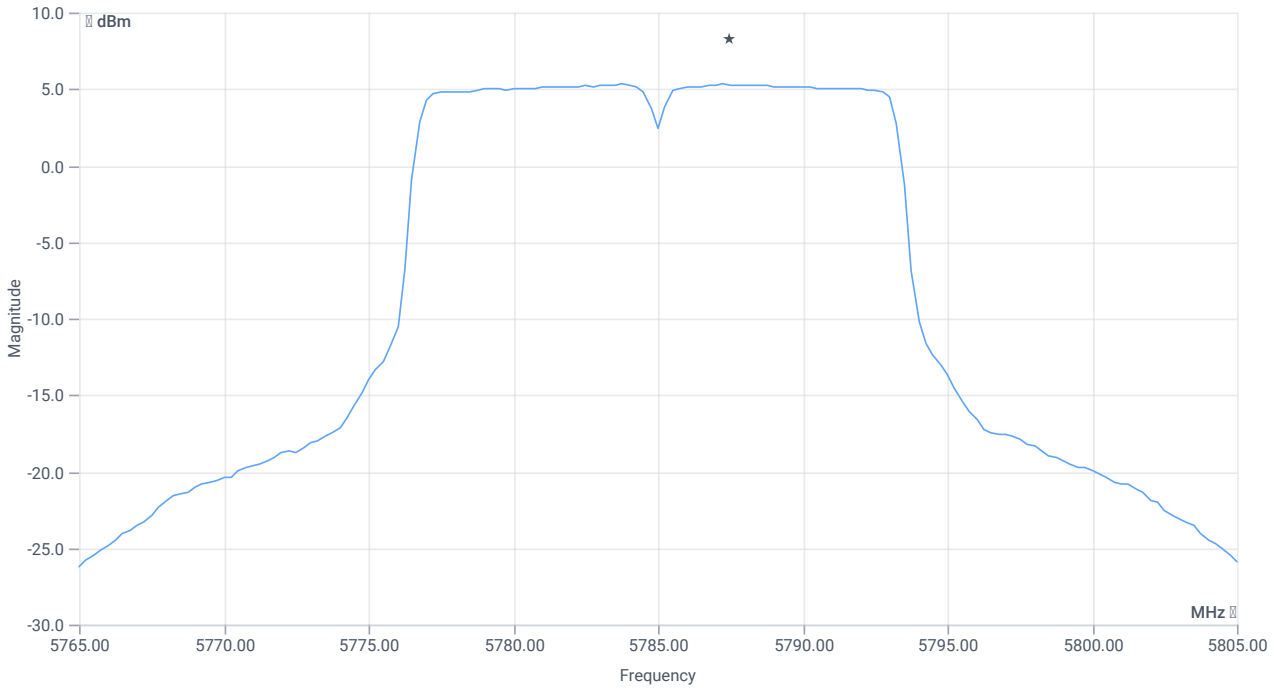

PSD UNII-3

RESULT

DESCRIPTION	LOWER LIMIT	UPPER LIMIT	MEASURED	UNIT	VERDICT
Power Spectral Density	---	---	5.34	dBm/0.5MHz	INFO
Duty Cycle Correction	---	---	0	dB	INFO
Power Spectral Density DC corrected	---	30	5.34	dBm/0.5MHz	PASS

Verdict
PASS

FCC 15.407, ISED RSS247 # Bandwidths 99PCT and 20dB ~ WLAN5Gx a mode U-NII-3

References

TC start	17.01.2024 16:48:05
Ambit temp [°C] | humidity [rel%]	22.2 | 29
System version	4.7.1.5
Standard | Version	FCC 15.407, ISED RSS247 | NI
Method	26dB Bandwidth KDB789033 D02, C.1 / ISED RSS-GEN
Description	FCC 15.407 Bandwidths - WLAN5Gx a mode U-NII-3
Information	

EUT Common Settings WLAN5Gx

Number of Antenna Ports	2
User Interaction	No
Device Class UNII_1	Client
Limit W52 Japan	Standard

Test Parameter

Technology to test	WLAN5Gx a mode
Antenna port used	2
Temperature	nom
Voltage	nom
Frequency low to test	False | Freq [MHz] 5745
Frequency mid to test	True | Freq [MHz] 5785
Frequency high to test	False | Freq [MHz] 5825
Auto control enabled power supply | Climatic Box	No | No
Additional path loss [dB]	1.4
Full path name | type	EUT - SignalingUnit - SpectrumAnalyzer

Equipment

Signal analyzer,Rohde&Schwarz,FSV-40,1307.9002K40/101042,3.70
Switch matrix,CTCadvanced,SPM-4 NI DAQ,28016133,NI

Test at TX 5785 MHz

RESULT: Reference Power cond.

DESCRIPTION	LOWER LIMIT	UPPER LIMIT	MEASURED	UNIT	VERDICT
Ref. Power 1MHz/1MHz cond.	---	---	17.14	dBm	INFO
Ref. Frequency	---	---	5782.600	MHz	INFO

READ SA SETTINGS:

RefLevel [dBm] | RefLevelOffset [dB] | InpAtt [dB]	25.14 | 16.8 | 25
Start [MHz] | Stop [MHz]	5760.000 | 5810.000
RBW [MHz] | VBW [MHz]	0.300000 | 1.000000
Detector | TraceMode	POS | MAXH
Sweep: time [ms] | count | points per Section | type	1 | 2500 | 1001 | SWE

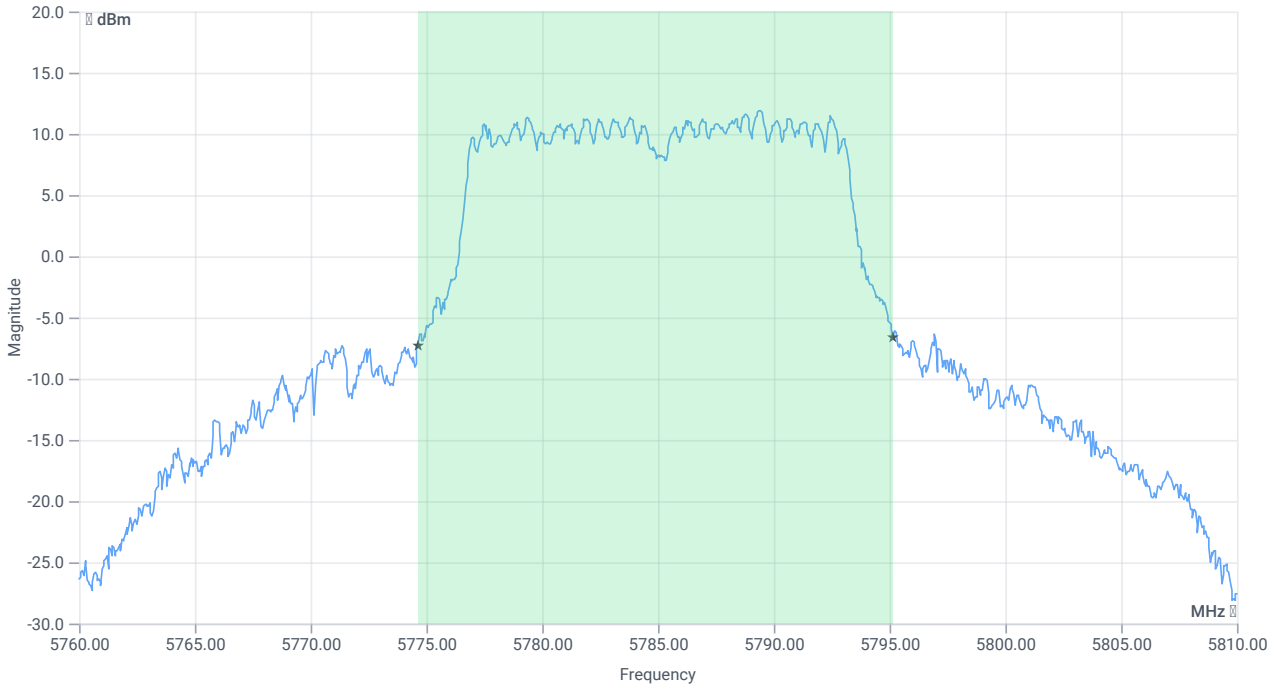

BW 99PCT

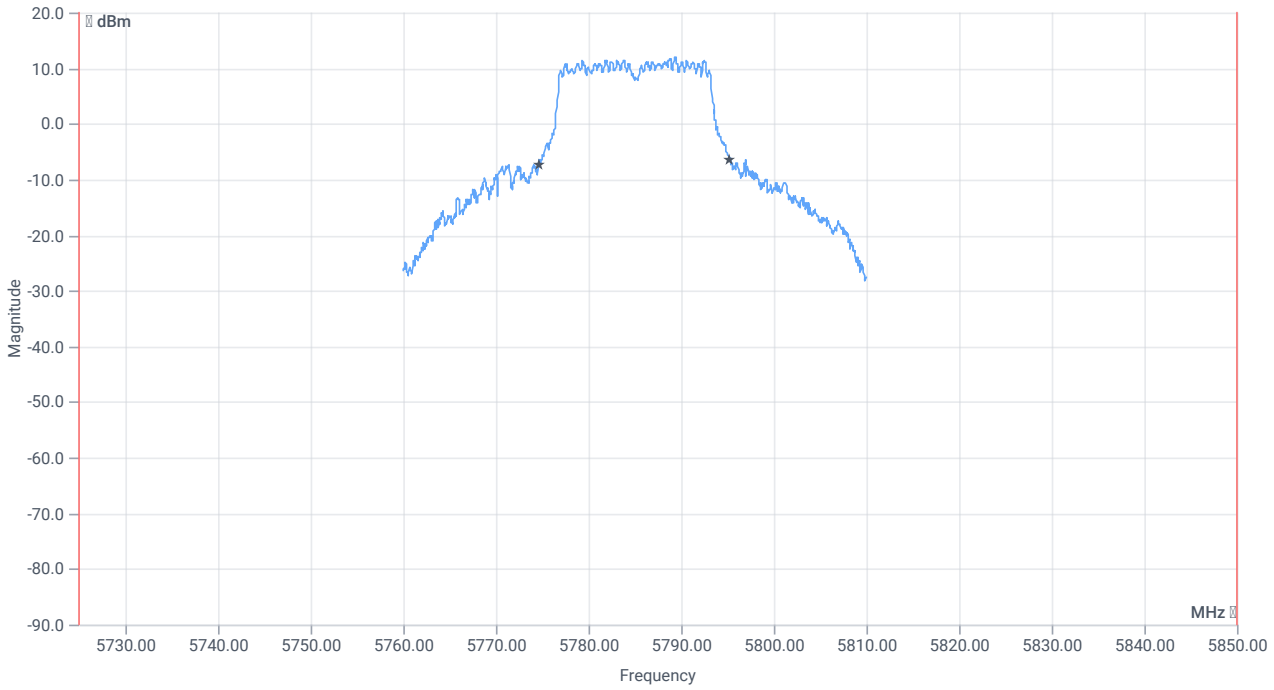

BW within Band 99PCT

RESULT

DESCRIPTION	LOWER LIMIT	UPPER LIMIT	MEASURED	UNIT	VERDICT
Bandwidth 99%	---	---	20.529	MHz	INFO
T1 99%	5725.000000	---	5774.6104	MHz	PASS
T2 99%	---	5850.000000	5795.1399	MHz	PASS

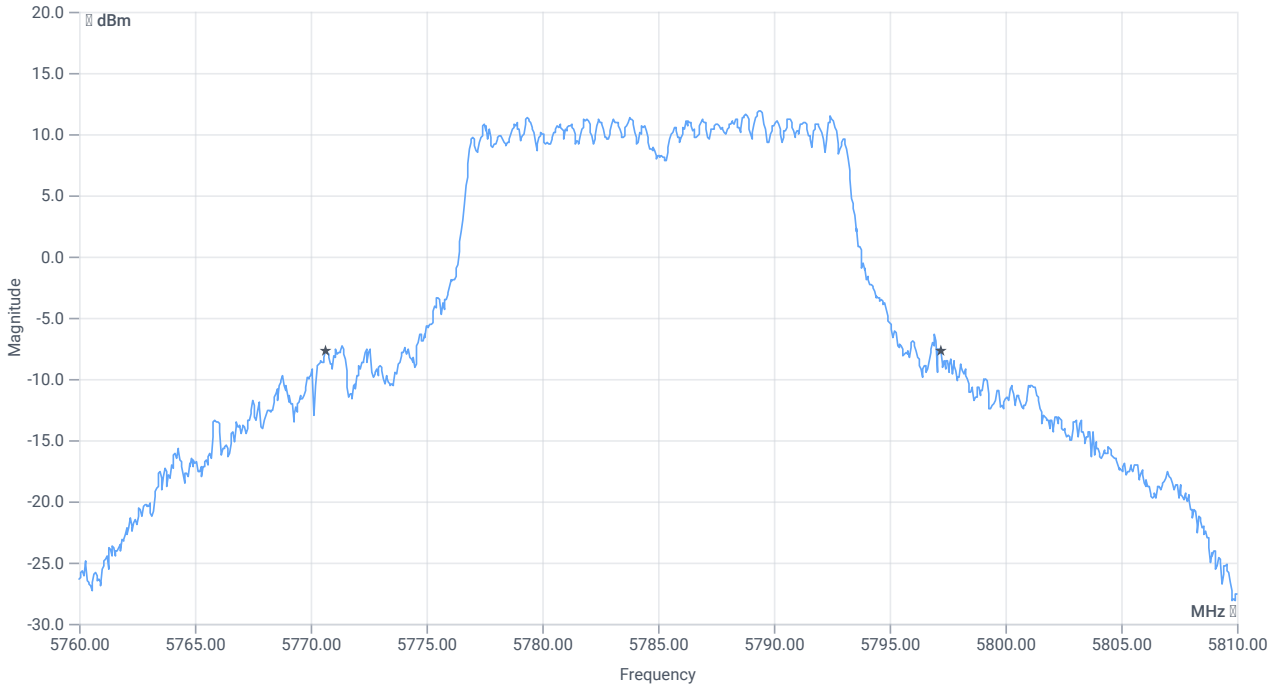

BW 20dB

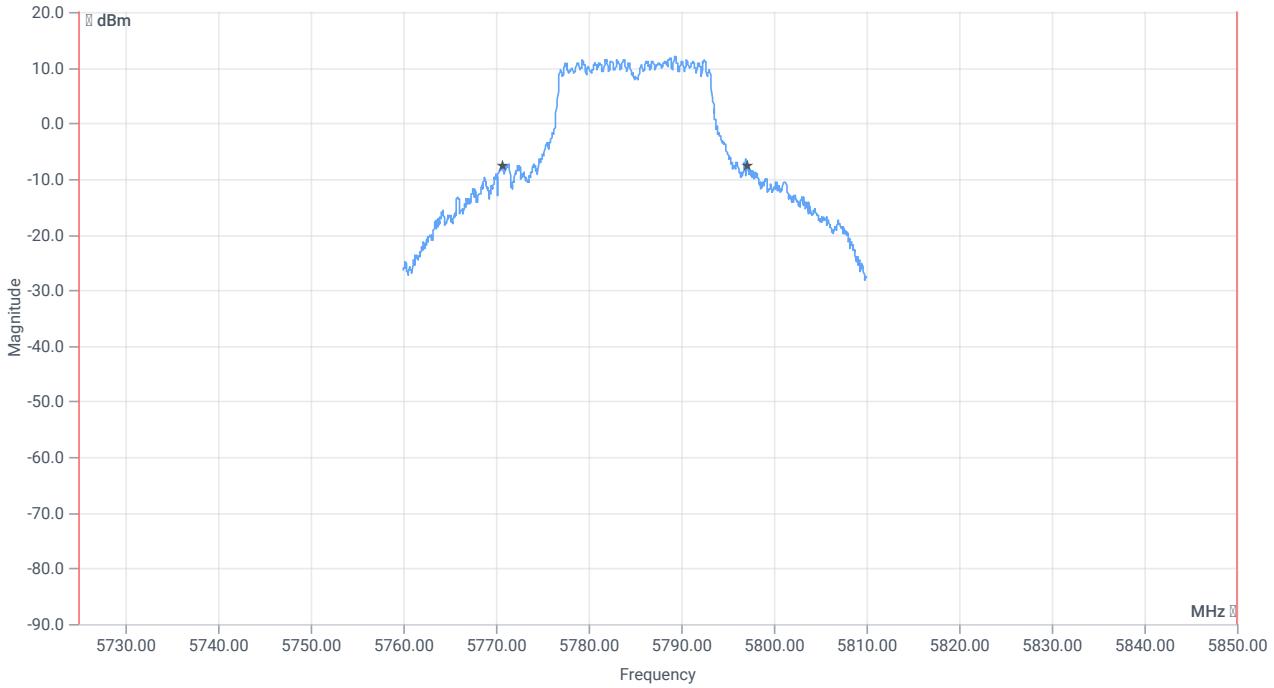

BW within Band 20dB

RESULT

DESCRIPTION	LOWER LIMIT	UPPER LIMIT	MEASURED	UNIT	VERDICT
Bandwidth 20dB	---	---	26.55	MHz	INFO
T1 20dB	5725.000000	---	5770.6500	MHz	PASS
T2 20dB	---	5850.000000	5797.2000	MHz	PASS

Verdict
PASS

FCC 15.407, ISED RSS247 # Minimum emission bandwidth ~ WLAN5Gx a mode U-NII-3

References

TC start	17.01.2024 16:48:36
Ambit temp [°C] | humidity [rel%]	22.2 | 29
System version	4.7.1.5
Standard | Version	FCC 15.407, ISED RSS247 | NI
Method	KDB789033 D02, C.2.
Description	FCC 15.407 Min Emission Bandwidth - WLAN5Gx a mode U-NII-3
Information	

EUT Common Settings WLAN5Gx

Number of Antenna Ports	2
User Interaction	No
Device Class UNII_1	Client
Limit W52 Japan	Standard

Test Parameter

Technology to test	WLAN5Gx a mode
Antenna port used	2
Temperature	nom
Voltage	nom
Frequency low to test	False | Freq [MHz] 5745
Frequency mid to test	True | Freq [MHz] 5785
Frequency high to test	False | Freq [MHz] 5825
Auto control enabled power supply | Climatic Box	No | No
Additional path loss [dB]	1.4
Full path name | type	EUT - SignalingUnit - SpectrumAnalyzer

Equipment

Signal analyzer,Rohde&Schwarz,FSV-40,1307.9002K40/101042,3.70
Switch matrix,CTCadvanced,SPM-4 NI DAQ,28016133,NI

Test at TX 5785 MHz

RESULT: Reference Power cond.

DESCRIPTION	LOWER LIMIT	UPPER LIMIT	MEASURED	UNIT	VERDICT
Ref. Power 1MHz/1MHz cond.	---	---	17.39	dBm	INFO
Ref. Frequency	---	---	5786.800	MHz	INFO

READ SA SETTINGS:

RefLevel [dBm] | RefLevelOffset [dB] | InpAtt [dB]	29.39 | 16.8 | 30
Start [MHz] | Stop [MHz]	5760.000 | 5810.000
RBW [MHz] | VBW [MHz]	0.100000 | 0.300000
Detector | TraceMode	POS | MAXH
Sweep: time [ms] | count | points per Section | type	2 | 1500 | 1001 | SWE

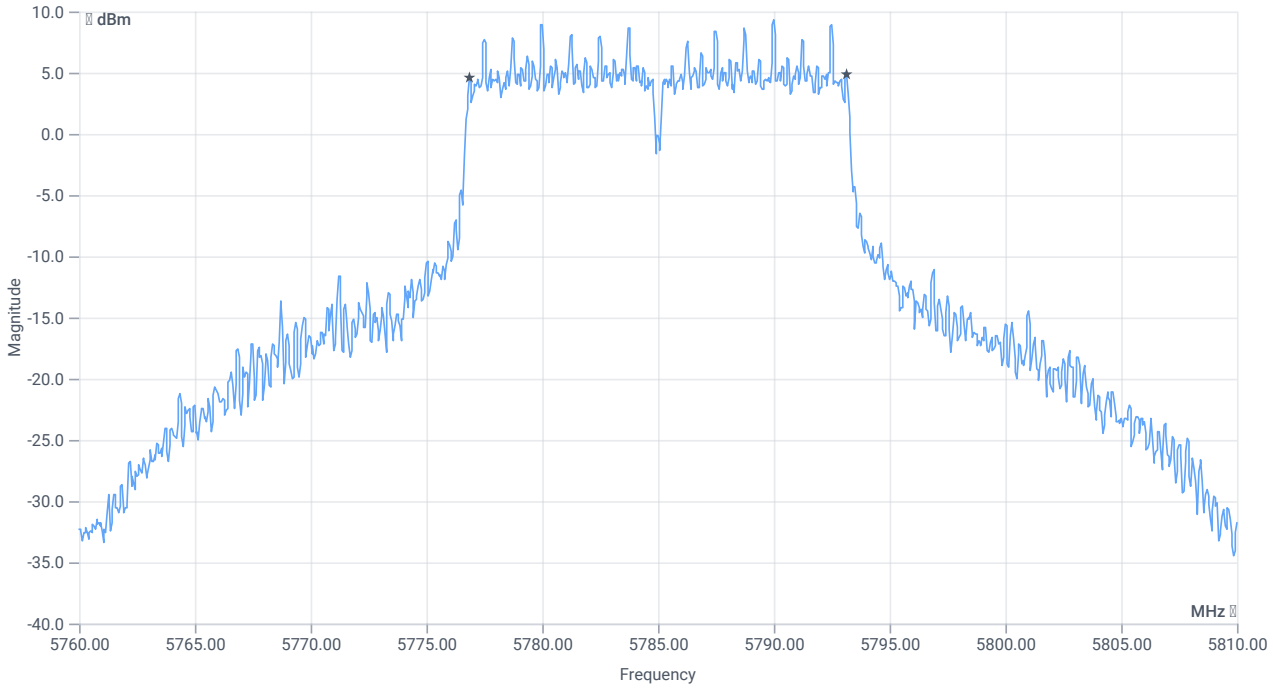

BW 6dB

RESULT

DESCRIPTION	LOWER LIMIT	UPPER LIMIT	MEASURED	UNIT	VERDICT
Bandwidth (6dB)	0.500	---	16.3	MHz	PASS

Verdict
PASS

FCC 15.407, ISED RSS247 # Emission mask (eirp) ~ WLAN5Gx a mode U-NII-3

References

TC start	19.01.2024 13:39:00
Ambit temp [°C] | humidity [rel%]	22.6 | 28
System version	4.7.1.5
Standard | Version	FCC 15.407, ISED RSS247 | NI
Method	NI
Description	FCC 15.407 Emission mask - WLAN5Gx a mode U-NII-3
Information	

EUT Common Settings WLAN5Gx

Number of Antenna Ports	2
User Interaction	No
Device Class UNII_1	Client
Limit W52 Japan	Standard

Test Parameter

Technology to test	WLAN5Gx a mode
Antenna port used	1
Temperature	nom
Voltage	nom
Frequency low to test	False | Freq [MHz] 5745
Frequency mid to test	True | Freq [MHz] 5785
Frequency high to test	False | Freq [MHz] 5825
Auto control enabled power supply | Climatic Box	No | No
Additional path loss [dB]	3.4
Full path name | type	EUT - SignalingUnit - SpectrumAnalyzer

Equipment

Signal analyzer,Rohde&Schwarz,FSV-40,1307.9002K40/101042,3.70
Switch matrix,CTCadvanced,SPM-4 NI DAQ,28016133,NI

Test at TX 5785 MHz

RESULT: Reference Power cond.

DESCRIPTION	LOWER LIMIT	UPPER LIMIT	MEASURED	UNIT	VERDICT
Ref. Power 1MHz/1MHz cond.	---	---	18.80	dBm	INFO
Ref. Frequency	---	---	5789.600	MHz	INFO

Antenna gain

Considered antenna gain [dBi]:	2 / max found in range 5625 to 5950 MHz

READ SA SETTINGS:

RefLevel [dBm] | RefLevelOffset [dB] | InpAtt [dB]	21.80 | 18.8 | 20
Start [MHz] | Stop [MHz]	5625.000 | 5950.000
RBW [MHz] | VBW [MHz]	1.000000 | 3.000000
Detector | TraceMode	POS | MAXH
Sweep: time [ms] | count | points per Section | type	1 | 2500 | 1001 | SWE

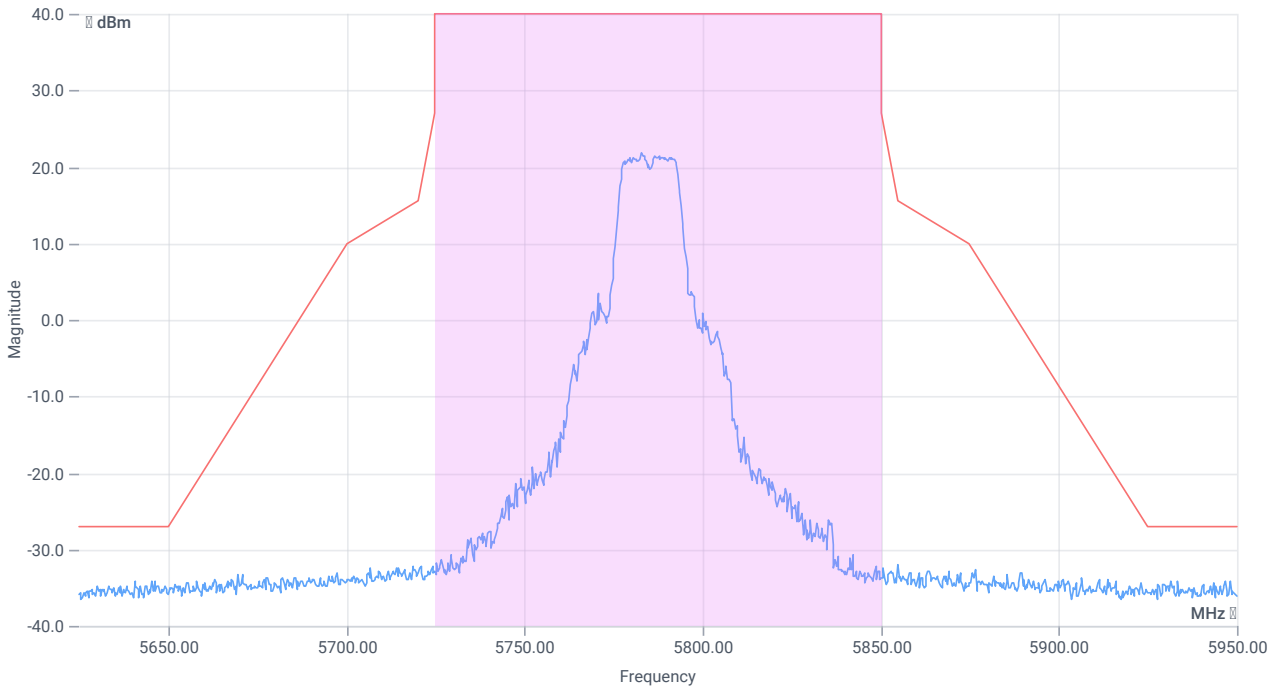

Emission Mask (e.i.r.p)

RESULT

DESCRIPTION	LOWER LIMIT	UPPER LIMIT	MEASURED	UNIT	VERDICT

Verdict
PASS

FCC 15.407, ISED RSS247 # Emission mask (eirp) ~ WLAN5Gx a mode U-NII-3

References

TC start	19.01.2024 13:39:38
Ambit temp [°C] | humidity [rel%]	22.6 | 28
System version	4.7.1.5
Standard | Version	FCC 15.407, ISED RSS247 | NI
Method	NI
Description	FCC 15.407 Emission mask - WLAN5Gx a mode U-NII-3
Information	

EUT Common Settings WLAN5Gx

Number of Antenna Ports	2
User Interaction	No
Device Class UNII_1	Client
Limit W52 Japan	Standard

Test Parameter

Technology to test	WLAN5Gx a mode
Antenna port used	2
Temperature	nom
Voltage	nom
Frequency low to test	False | Freq [MHz] 5745
Frequency mid to test	True | Freq [MHz] 5785
Frequency high to test	False | Freq [MHz] 5825
Auto control enabled power supply | Climatic Box	No | No
Additional path loss [dB]	3.4
Full path name | type	EUT - SignalingUnit - SpectrumAnalyzer

Equipment

Signal analyzer,Rohde&Schwarz,FSV-40,1307.9002K40/101042,3.70
Switch matrix,CTCadvanced,SPM-4 NI DAQ,28016133,NI

Test at TX 5785 MHz

RESULT: Reference Power cond.

DESCRIPTION	LOWER LIMIT	UPPER LIMIT	MEASURED	UNIT	VERDICT
Ref. Power 1MHz/1MHz cond.	---	---	18.42	dBm	INFO
Ref. Frequency	---	---	5787.000	MHz	INFO

Antenna gain

Considered antenna gain [dBi]:	2 / max found in range 5625 to 5950 MHz

READ SA SETTINGS:

RefLevel [dBm] | RefLevelOffset [dB] | InpAtt [dB]	21.42 | 18.8 | 20
Start [MHz] | Stop [MHz]	5625.000 | 5950.000
RBW [MHz] | VBW [MHz]	1.000000 | 3.000000
Detector | TraceMode	POS | MAXH
Sweep: time [ms] | count | points per Section | type	1 | 2500 | 1001 | SWE

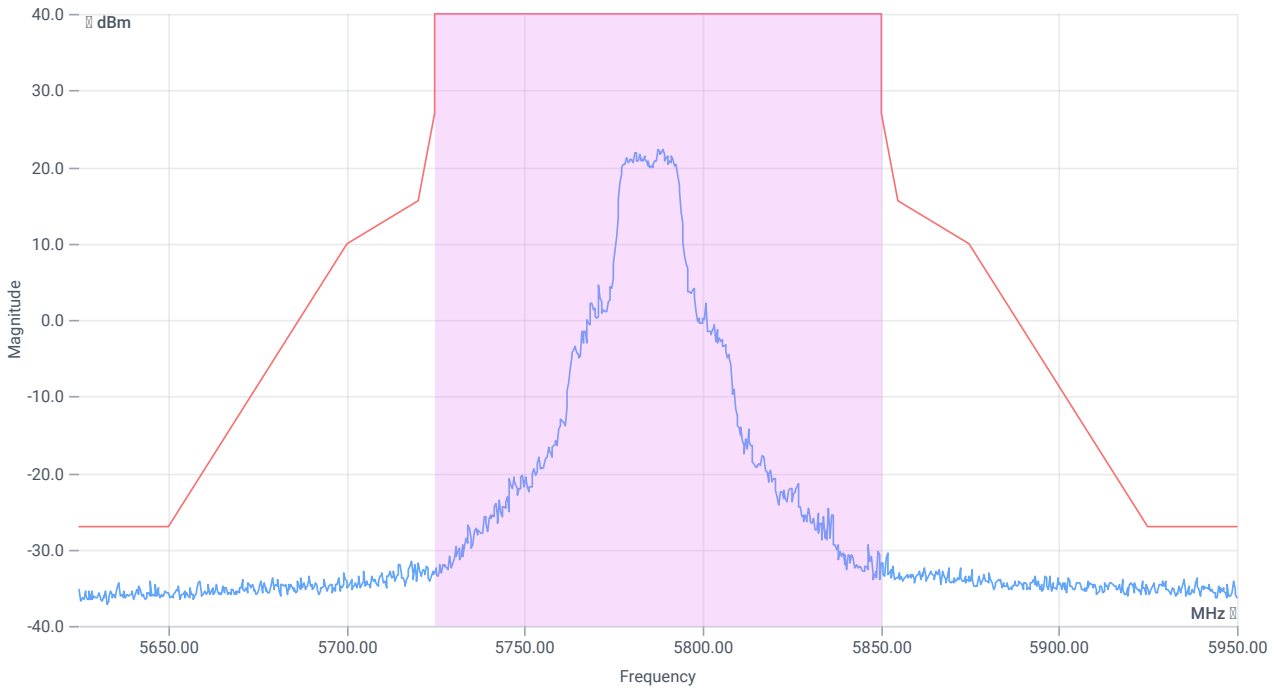

Emission Mask (e.i.r.p)

RESULT

DESCRIPTION	LOWER LIMIT	UPPER LIMIT	MEASURED	UNIT	VERDICT

Verdict
PASS

FCC 15.407 # MIMO ∑ Max output power and psd ~ WLAN5Gx a mode U-NII-3

References

TC start	17.01.2024 16:50:04
Ambit temp [°C] | humidity [rel%]	22.2 | 29
System version	4.7.1.5
Standard | Version	FCC 15.407 | NI
Method	
Description	MIMO ∑ FCC Power & psd - WLAN5Gx a mode U-NII-3
Information	

EUT Common Settings WLAN5Gx

Number of Antenna Ports	2
User Interaction	No
Device Class UNII_1	Client
Limit W52 Japan	Standard

Test Parameter

Technology to test	WLAN5Gx a mode
Antenna port used	several
Temperature	nom
Voltage	nom
Frequency low to test	False | Freq [MHz] 5745
Frequency mid to test	True | Freq [MHz] 5785
Frequency high to test	False | Freq [MHz] 5825
Auto control enabled power supply | Climatic Box	No | No
Additional path loss [dB]	1.4
Full path name | type	None

Equipment

Test at TX 5785 MHz

RESULT Power

DESCRIPTION	LOWER LIMIT	UPPER LIMIT	MEASURED	UNIT	VERDICT
Ant:1 Max Output Power DC corrected	---	---	20.3	dBm	INFO
Ant:1 BW 26dB	---	---	33.920	MHz	INFO
Ant:2 Max Output Power DC corrected	---	---	19.98	dBm	INFO
Ant:2 BW 26dB	---	---	38.000	MHz	INFO
∑ Limit absolute	---	30	23.15	dBm	PASS
∑ Limit: 11 dBm + 10 log 33.92	---	26.3	23.15	dBm	na

RESULT PSD

DESCRIPTION	LOWER LIMIT	UPPER LIMIT	MEASURED	UNIT	VERDICT
Ant:1 PSD	---	---	5.59	dBm/0.5MHz	INFO
Ant:2 PSD	---	---	5.34	dBm/0.5MHz	INFO
∑	---	30	8.48	dBm/0.5MHz	PASS

Verdict
PASS

NA # Message with SA scan ~

References

TC start	17.01.2024 16:52:18
Ambit temp [°C] | humidity [rel%]	22.3 | 30
System version	4.7.1.5
Standard | Version	NA | NI
Method	
Description	Message with SA Scan a_mode_U_NII_3
Information	

Test Parameter

Switched Path	EUT - SignalingUnit - SpectrumAnalyzer
Message start	17.01.2024 16:52:19
Message	set WLAN5Gx to a_mode_U_NII_3, Frequency [MHz] 5825 Information:

Equipment

Signal analyzer,Rohde&Schwarz,FSV-40,1307.9002K40/101042,3.70
Switch matrix,CTCadvanced,SPM-4 NI DAQ,28016133,NI

Verdict
INFO

FCC 15.407 # Max output power and psd ~ WLAN5Gx a mode U-NII-3

References

TC start	17.01.2024 16:52:28
Ambit temp [°C] | humidity [rel%]	22.3 | 30
System version	4.7.1.5
Standard | Version	FCC 15.407 | NI
Method	KDB789033 D02, F., E.2.e.
Description	FCC 15.407 Max Output Power & PSD - WLAN5Gx a mode U-NII-3
Information	

EUT Common Settings WLAN5Gx

Number of Antenna Ports	2
User Interaction	No
Device Class UNII_1	Client
Limit W52 Japan	Standard

Test Parameter

Technology to test	WLAN5Gx a mode
Antenna port used	1
Temperature	nom
Voltage	nom
Frequency low to test	False | Freq [MHz] 5745
Frequency mid to test	False | Freq [MHz] 5785
Frequency high to test	True | Freq [MHz] 5825
Auto control enabled power supply | Climatic Box	No | No
Additional path loss [dB]	1.4
Full path name | type	EUT - SignalingUnit - SpectrumAnalyzer

Equipment

Signal analyzer,Rohde&Schwarz,FSV-40,1307.9002K40/101042,3.70
Switch matrix,CTCadvanced,SPM-4 NI DAQ,28016133,NI

Test at TX 5825 MHz

RESULT: Reference Power cond.

DESCRIPTION	LOWER LIMIT	UPPER LIMIT	MEASURED	UNIT	VERDICT
Ref. Power 1MHz/1MHz cond.	---	---	15.77	dBm	INFO
Ref. Frequency	---	---	5819.010	MHz	INFO

Evaluation max. Duty Cycle

Duty Cycle evaluation

DESCRIPTION	LOWER LIMIT	UPPER LIMIT	MEASURED	UNIT	VERDICT
No enough Bursts detected, Duty Cycle Burst Ratio set to 1					
Duty Cycle (Burst Ratio) max	---	---	1	---	INFO
Duty Cycle max	---	---	0	dB	INFO
Duty Cycle (Burst Ratio) min	---	---	1	---	INFO
Duty Cycle min	---	---	0	dB	INFO

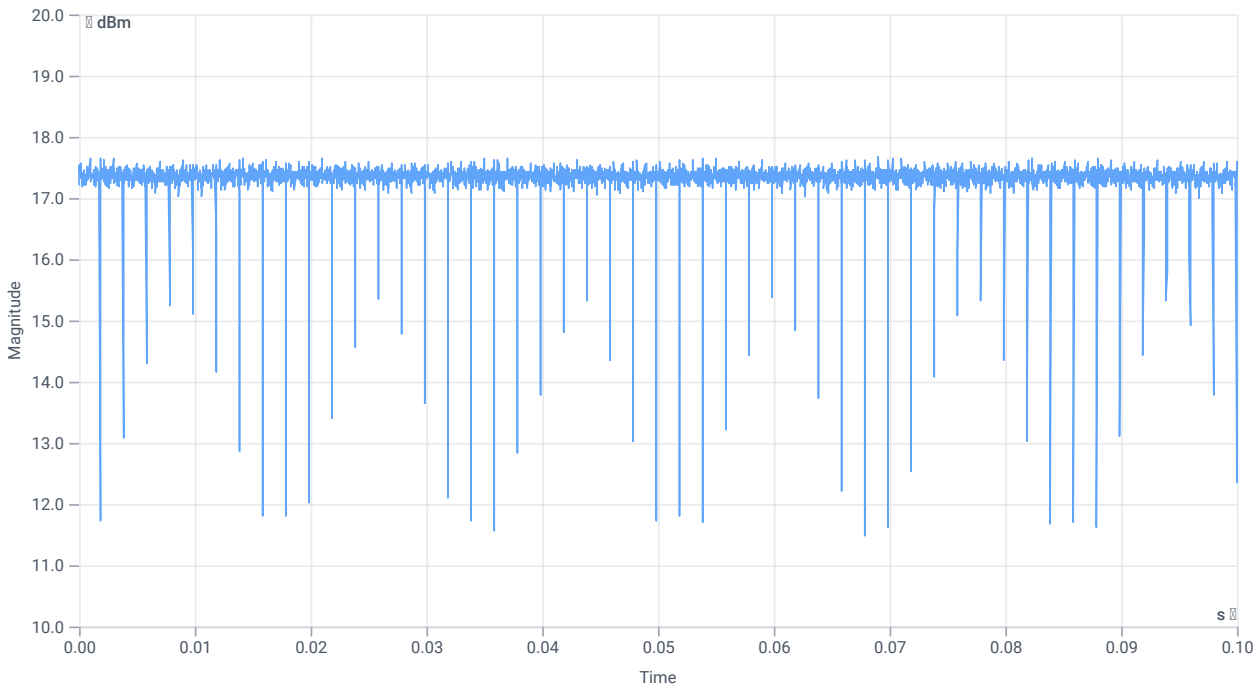

Duty cycle

Evaluation Bandwidth

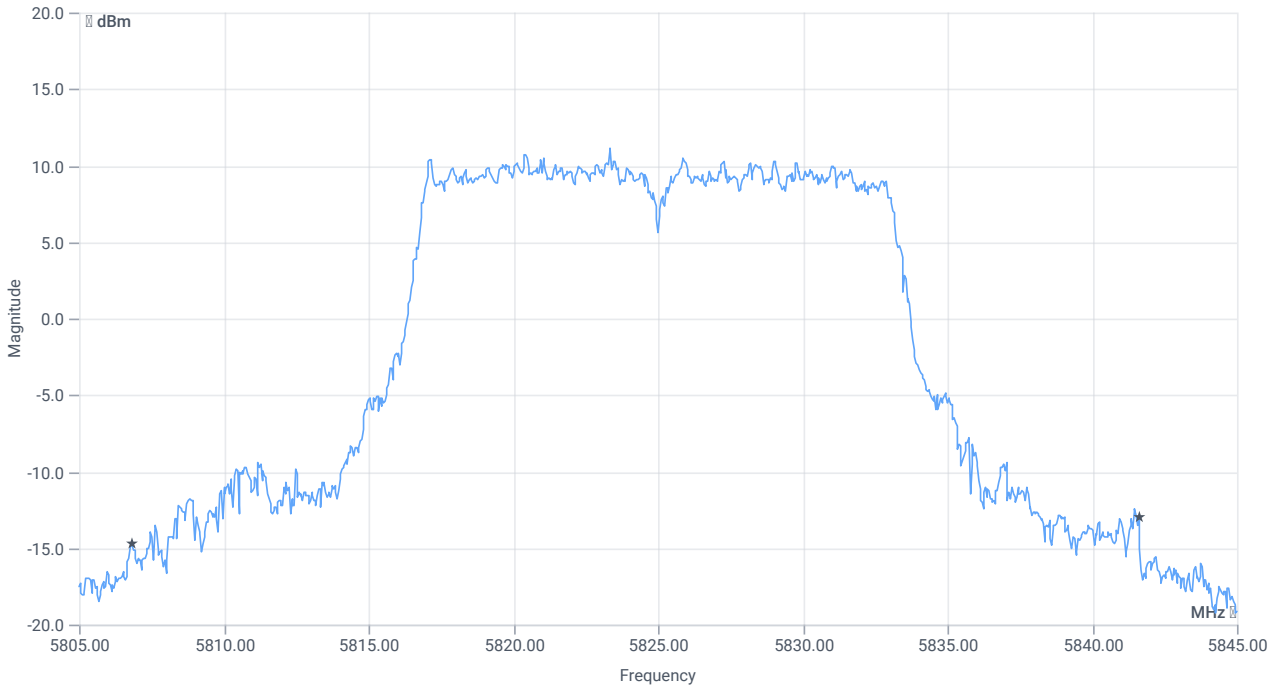

BW 26dB

RESULT

DESCRIPTION	LOWER LIMIT	UPPER LIMIT	MEASURED	UNIT	VERDICT
Bandwidth 26dB	---	---	34.8	MHz	INFO
T1 26dB	---	---	5806.8000	MHz	INFO
T2 26dB	---	---	5841.6000	MHz	INFO

Maximum Output Power

READ SA SETTINGS:

RefLevel [dBm] | RefLevelOffset [dB] | InpAtt [dB]	27.77 | 16.78 | 25
Start [MHz] | Stop [MHz]	5805.000 | 5845.000
RBW [MHz] | VBW [MHz]	1.000000 | 3.000000
Detector | TraceMode	RMS | MAXH
Sweep: time [ms] | count | points per Section | type	53700 | 1 | 161 | SWE

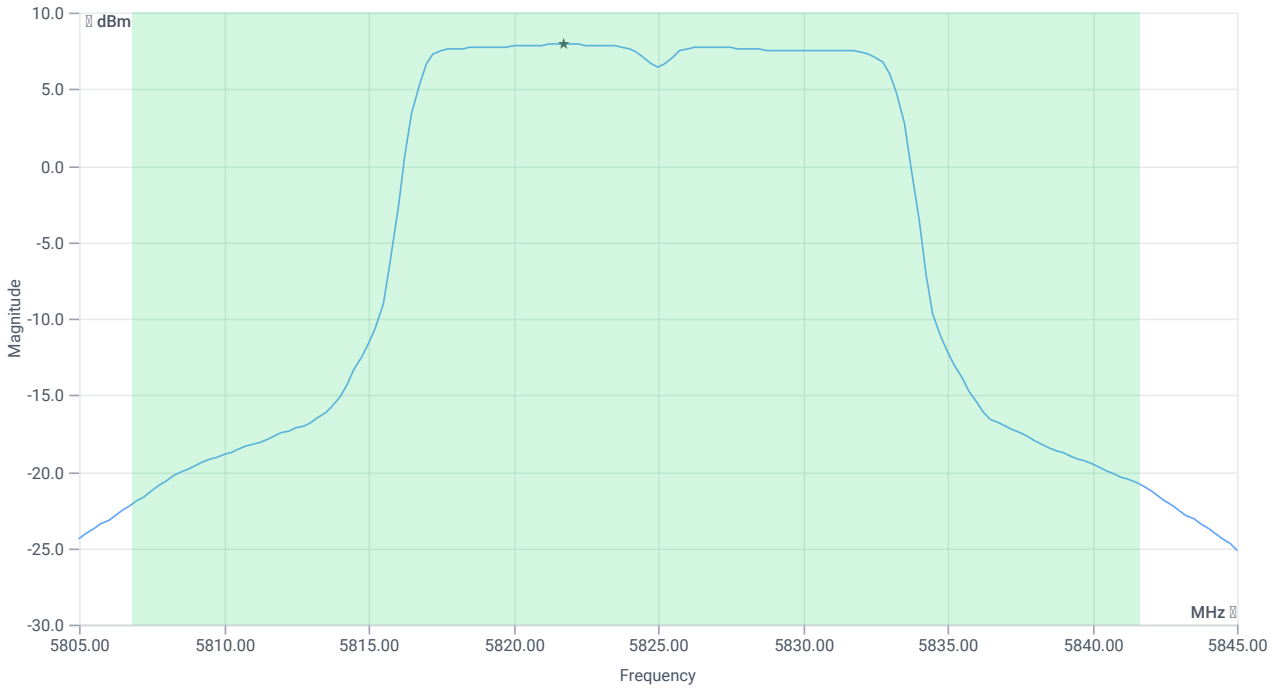

Max OP and PSD

RESULT

DESCRIPTION	LOWER LIMIT	UPPER LIMIT	MEASURED	UNIT	VERDICT
Max Output Power	---	---	19.53	dBm	INFO
Duty Cycle Correction	---	---	0	dB	INFO
Limit absolute					
Max Output Power DC corrected	---	30	19.53	dBm	PASS
Limit: 11 dBm + 10 log 34.8					
Max Output Power DC corrected	---	26.42	19.53	dBm	na

Power Spectral Density U-NII-3

READ SA SETTINGS:

RefLevel [dBm] | RefLevelOffset [dB] | InpAtt [dB]	27.77 | 16.78 | 30
Start [MHz] | Stop [MHz]	5805.000 | 5845.000
RBW [MHz] | VBW [MHz]	0.500000 | 3.000000
Detector | TraceMode	RMS | MAXH
Sweep: time [ms] | count | points per Section | type	53700 | 1 | 161 | SWE

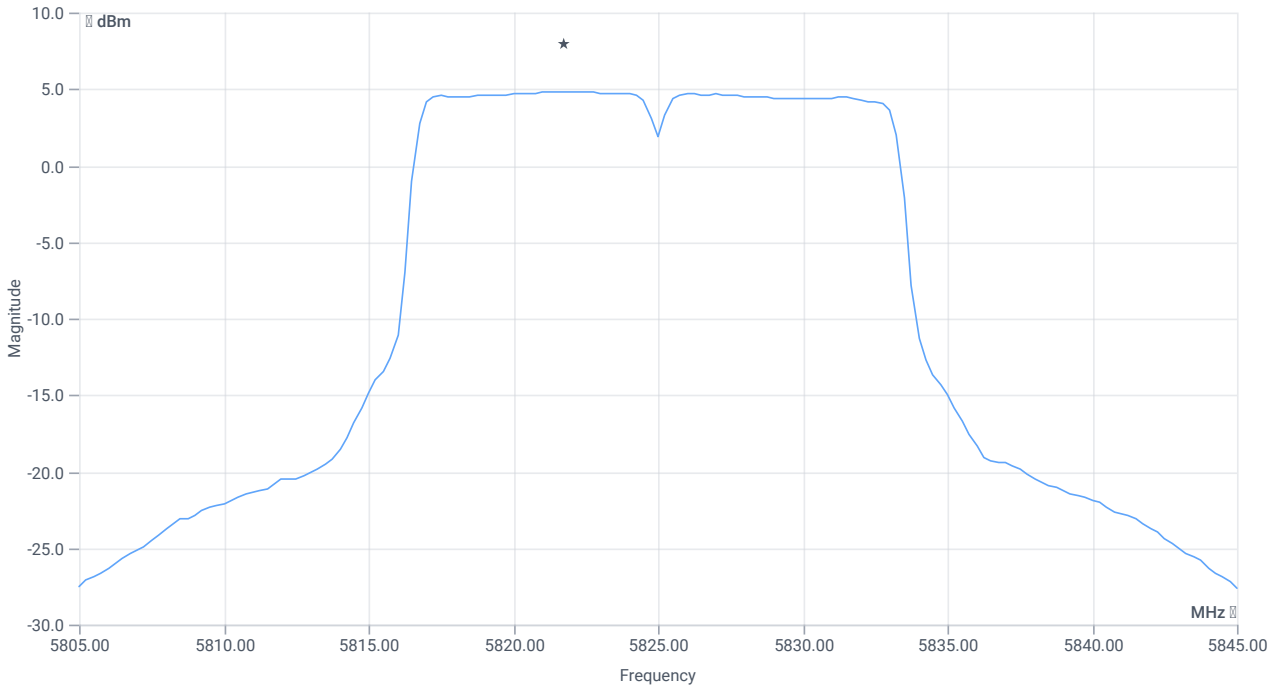

PSD UNII-3

RESULT

DESCRIPTION	LOWER LIMIT	UPPER LIMIT	MEASURED	UNIT	VERDICT
Power Spectral Density	---	---	4.84	dBm/0.5MHz	INFO
Duty Cycle Correction	---	---	0	dB	INFO
Power Spectral Density DC corrected	---	30	4.84	dBm/0.5MHz	PASS

Verdict
PASS

FCC 15.407, ISED RSS247 # Bandwidths 99PCT and 20dB ~ WLAN5Gx a mode U-NII-3

References

TC start	17.01.2024 16:57:20
Ambit temp [°C] | humidity [rel%]	22.3 | 29
System version	4.7.1.5
Standard | Version	FCC 15.407, ISED RSS247 | NI
Method	26dB Bandwidth KDB789033 D02, C.1 / ISED RSS-GEN
Description	FCC 15.407 Bandwidths - WLAN5Gx a mode U-NII-3
Information	

EUT Common Settings WLAN5Gx

Number of Antenna Ports	2
User Interaction	No
Device Class UNII_1	Client
Limit W52 Japan	Standard

Test Parameter

Technology to test	WLAN5Gx a mode
Antenna port used	1
Temperature	nom
Voltage	nom
Frequency low to test	False | Freq [MHz] 5745
Frequency mid to test	False | Freq [MHz] 5785
Frequency high to test	True | Freq [MHz] 5825
Auto control enabled power supply | Climatic Box	No | No
Additional path loss [dB]	1.4
Full path name | type	EUT - SignalingUnit - SpectrumAnalyzer

Equipment

Signal analyzer,Rohde&Schwarz,FSV-40,1307.9002K40/101042,3.70
Switch matrix,CTCadvanced,SPM-4 NI DAQ,28016133,NI

Test at TX 5825 MHz

RESULT: Reference Power cond.

DESCRIPTION	LOWER LIMIT	UPPER LIMIT	MEASURED	UNIT	VERDICT
Ref. Power 1MHz/1MHz cond.	---	---	16.17	dBm	INFO
Ref. Frequency	---	---	5822.600	MHz	INFO

READ SA SETTINGS:

RefLevel [dBm] | RefLevelOffset [dB] | InpAtt [dB]	24.17 | 16.78 | 25
Start [MHz] | Stop [MHz]	5800.000 | 5850.000
RBW [MHz] | VBW [MHz]	0.300000 | 1.000000
Detector | TraceMode	POS | MAXH
Sweep: time [ms] | count | points per Section | type	1 | 2500 | 1001 | SWE

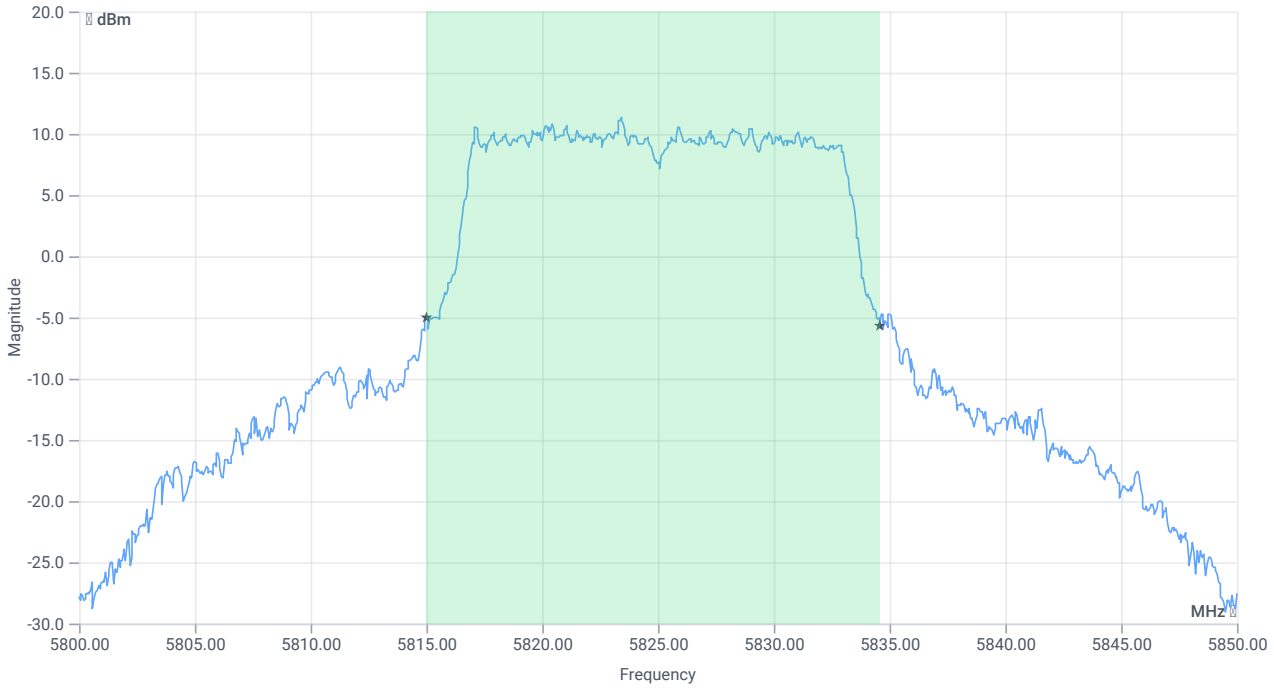

BW 99PCT

BW within Band 99PCT

RESULT

DESCRIPTION	LOWER LIMIT	UPPER LIMIT	MEASURED	UNIT	VERDICT
Bandwidth 99%	---	---	19.58	MHz	INFO
T1 99%	5725.000000	---	5815.0100	MHz	PASS
T2 99%	---	5850.000000	5834.5904	MHz	PASS

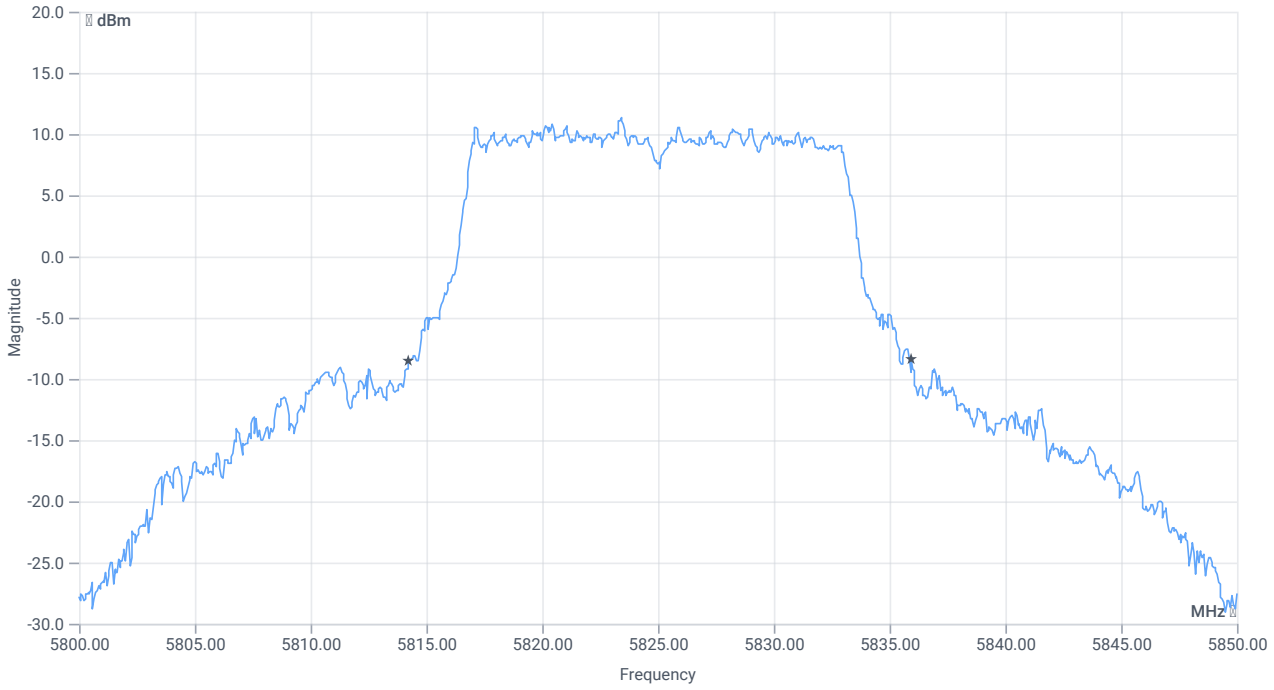

BW 20dB

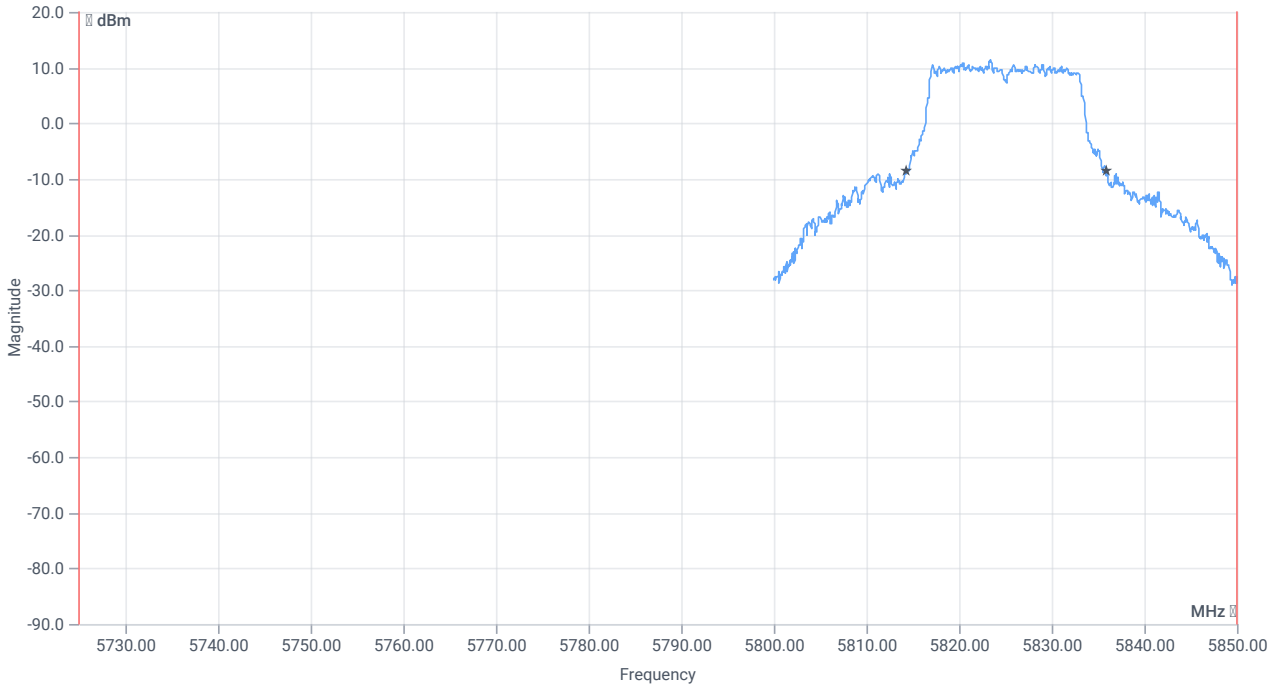

BW within Band 20dB

RESULT

DESCRIPTION	LOWER LIMIT	UPPER LIMIT	MEASURED	UNIT	VERDICT
Bandwidth 20dB	---	---	21.7	MHz	INFO
T1 20dB	5725.000000	---	5814.2500	MHz	PASS
T2 20dB	---	5850.000000	5835.9500	MHz	PASS

Verdict
PASS

FCC 15.407, ISED RSS247 # Minimum emission bandwidth ~ WLAN5Gx a mode U-NII-3

References

TC start	17.01.2024 16:57:57
Ambit temp [°C] | humidity [rel%]	22.3 | 29
System version	4.7.1.5
Standard | Version	FCC 15.407, ISED RSS247 | NI
Method	KDB789033 D02, C.2.
Description	FCC 15.407 Min Emission Bandwidth - WLAN5Gx a mode U-NII-3
Information	

EUT Common Settings WLAN5Gx

Number of Antenna Ports	2
User Interaction	No
Device Class UNII_1	Client
Limit W52 Japan	Standard

Test Parameter

Technology to test	WLAN5Gx a mode
Antenna port used	1
Temperature	nom
Voltage	nom
Frequency low to test	False | Freq [MHz] 5745
Frequency mid to test	False | Freq [MHz] 5785
Frequency high to test	True | Freq [MHz] 5825
Auto control enabled power supply | Climatic Box	No | No
Additional path loss [dB]	1.4
Full path name | type	EUT - SignalingUnit - SpectrumAnalyzer

Equipment

Signal analyzer,Rohde&Schwarz,FSV-40,1307.9002K40/101042,3.70
Switch matrix,CTCadvanced,SPM-4 NI DAQ,28016133,NI

Test at TX 5825 MHz

RESULT: Reference Power cond.

DESCRIPTION	LOWER LIMIT	UPPER LIMIT	MEASURED	UNIT	VERDICT
Ref. Power 1MHz/1MHz cond.	---	---	16.29	dBm	INFO
Ref. Frequency	---	---	5823.600	MHz	INFO

READ SA SETTINGS:

RefLevel [dBm] | RefLevelOffset [dB] | InpAtt [dB]	28.29 | 16.78 | 30
Start [MHz] | Stop [MHz]	5800.000 | 5850.000
RBW [MHz] | VBW [MHz]	0.100000 | 0.300000
Detector | TraceMode	POS | MAXH
Sweep: time [ms] | count | points per Section | type	2 | 1500 | 1001 | SWE

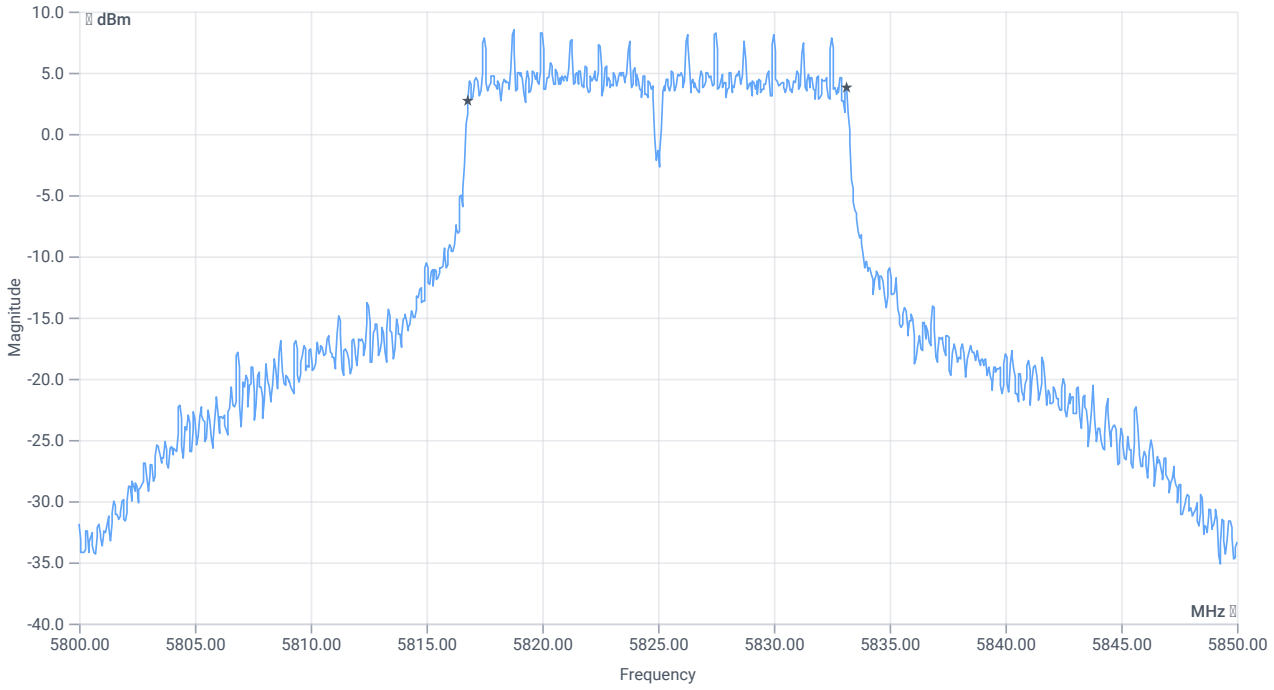

BW 6dB

RESULT

DESCRIPTION	LOWER LIMIT	UPPER LIMIT	MEASURED	UNIT	VERDICT
Bandwidth (6dB)	0.500	---	16.35	MHz	PASS

Verdict
PASS

FCC 15.407 # Max output power and psd ~ WLAN5Gx a mode U-NII-3

References

TC start	17.01.2024 16:59:11
Ambit temp [°C] | humidity [rel%]	22.3 | 29
System version	4.7.1.5
Standard | Version	FCC 15.407 | NI
Method	KDB789033 D02, F., E.2.e.
Description	FCC 15.407 Max Output Power & PSD - WLAN5Gx a mode U-NII-3
Information	

EUT Common Settings WLAN5Gx

Number of Antenna Ports	2
User Interaction	No
Device Class UNII_1	Client
Limit W52 Japan	Standard

Test Parameter

Technology to test	WLAN5Gx a mode
Antenna port used	2
Temperature	nom
Voltage	nom
Frequency low to test	False | Freq [MHz] 5745
Frequency mid to test	False | Freq [MHz] 5785
Frequency high to test	True | Freq [MHz] 5825
Auto control enabled power supply | Climatic Box	No | No
Additional path loss [dB]	1.4
Full path name | type	EUT - SignalingUnit - SpectrumAnalyzer

Equipment

Signal analyzer,Rohde&Schwarz,FSV-40,1307.9002K40/101042,3.70
Switch matrix,CTCadvanced,SPM-4 NI DAQ,28016133,NI

Test at TX 5825 MHz

RESULT: Reference Power cond.

DESCRIPTION	LOWER LIMIT	UPPER LIMIT	MEASURED	UNIT	VERDICT
Ref. Power 1MHz/1MHz cond.	---	---	16.21	dBm	INFO
Ref. Frequency	---	---	5830.190	MHz	INFO

Evaluation max. Duty Cycle

Duty Cycle evaluation

DESCRIPTION	LOWER LIMIT	UPPER LIMIT	MEASURED	UNIT	VERDICT
No enough Bursts detected, Duty Cycle Burst Ratio set to 1					
Duty Cycle (Burst Ratio) max	---	---	1	---	INFO
Duty Cycle max	---	---	0	dB	INFO
Duty Cycle (Burst Ratio) min	---	---	1	---	INFO
Duty Cycle min	---	---	0	dB	INFO

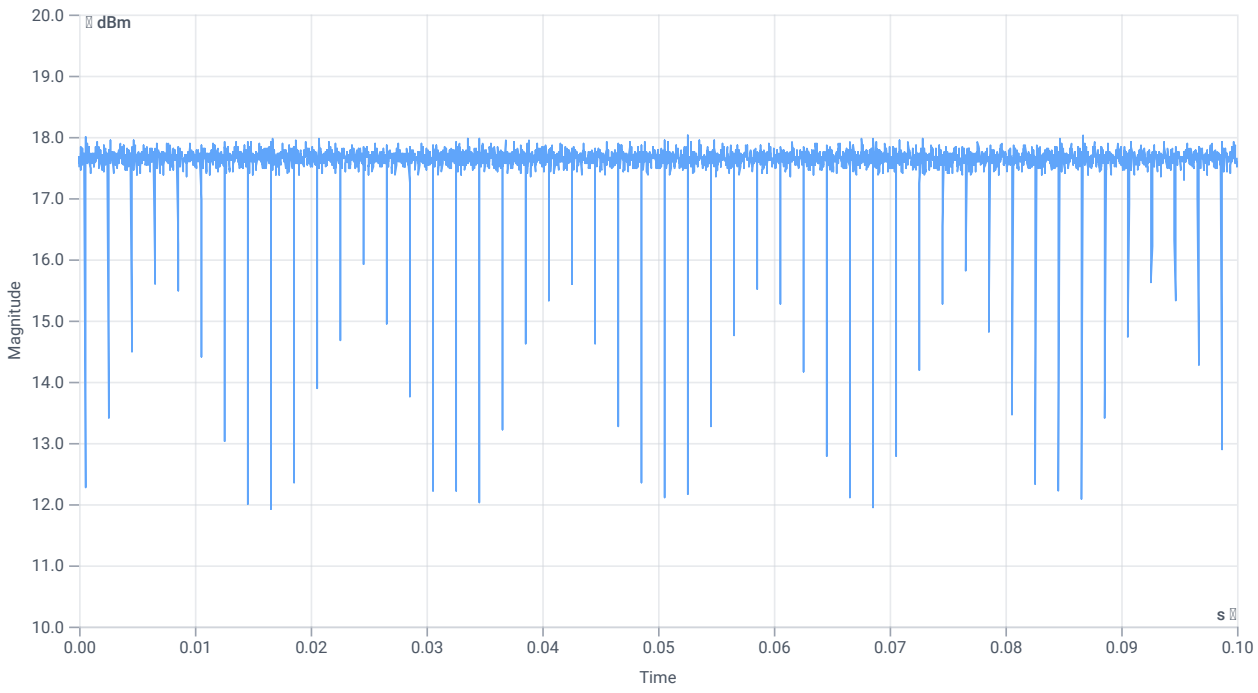

Duty cycle

Evaluation Bandwidth

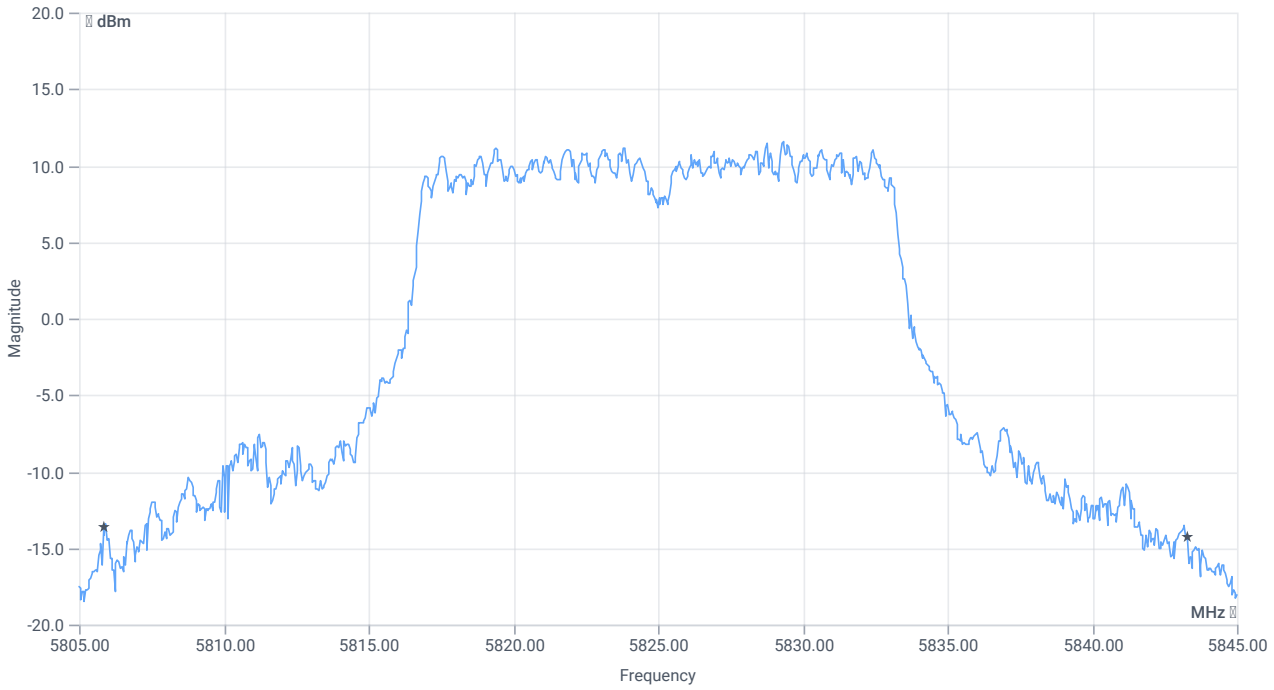

BW 26dB

RESULT

DESCRIPTION	LOWER LIMIT	UPPER LIMIT	MEASURED	UNIT	VERDICT
Bandwidth 26dB	---	---	37.44	MHz	INFO
T1 26dB	---	---	5805.8400	MHz	INFO
T2 26dB	---	---	5843.2800	MHz	INFO

Maximum Output Power

READ SA SETTINGS:

RefLevel [dBm] | RefLevelOffset [dB] | InpAtt [dB]	28.21 | 16.78 | 30
Start [MHz] | Stop [MHz]	5805.000 | 5845.000
RBW [MHz] | VBW [MHz]	1.000000 | 3.000000
Detector | TraceMode	RMS | MAXH
Sweep: time [ms] | count | points per Section | type	53700 | 1 | 161 | SWE

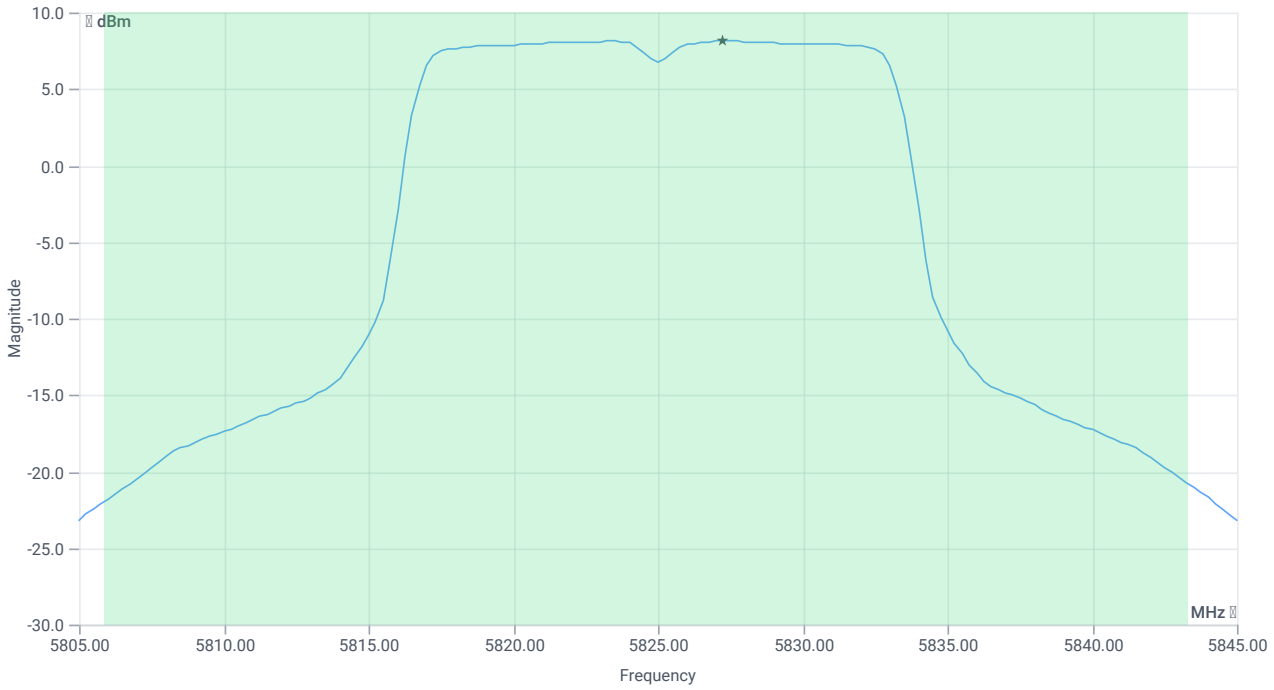

Max OP and PSD

RESULT

DESCRIPTION	LOWER LIMIT	UPPER LIMIT	MEASURED	UNIT	VERDICT
Max Output Power	---	---	19.81	dBm	INFO
Duty Cycle Correction	---	---	0	dB	INFO
Limit absolute					
Max Output Power DC corrected	---	30	19.81	dBm	PASS
Limit: 11 dBm + 10 log 37.44					
Max Output Power DC corrected	---	26.73	19.81	dBm	na

Power Spectral Density U-NII-3

READ SA SETTINGS:

RefLevel [dBm] | RefLevelOffset [dB] | InpAtt [dB]	28.21 | 16.78 | 30
Start [MHz] | Stop [MHz]	5805.000 | 5845.000
RBW [MHz] | VBW [MHz]	0.500000 | 3.000000
Detector | TraceMode	RMS | MAXH
Sweep: time [ms] | count | points per Section | type	53700 | 1 | 161 | SWE

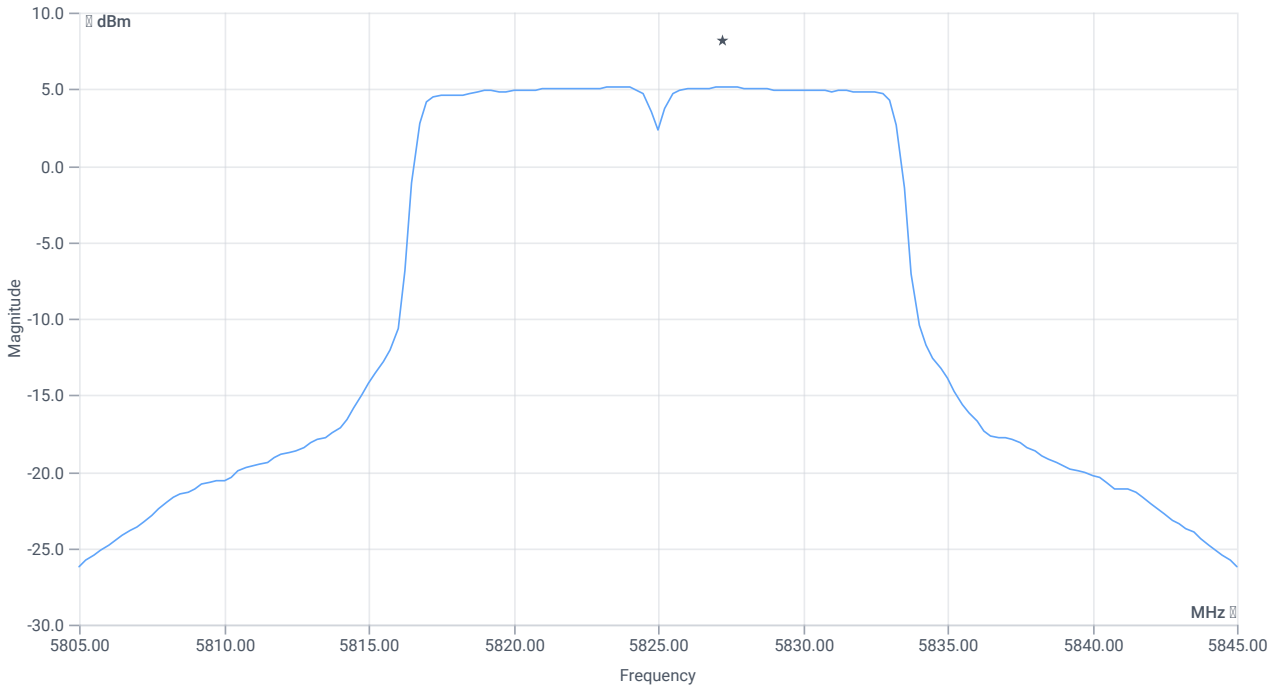

PSD UNII-3

RESULT

DESCRIPTION	LOWER LIMIT	UPPER LIMIT	MEASURED	UNIT	VERDICT
Power Spectral Density	---	---	5.17	dBm/0.5MHz	INFO
Duty Cycle Correction	---	---	0	dB	INFO
Power Spectral Density DC corrected	---	30	5.17	dBm/0.5MHz	PASS

Verdict
PASS

FCC 15.407, ISED RSS247 # Bandwidths 99PCT and 20dB ~ WLAN5Gx a mode U-NII-3

References

TC start	17.01.2024 17:04:05
Ambit temp [°C] | humidity [rel%]	22.3 | 29
System version	4.7.1.5
Standard | Version	FCC 15.407, ISED RSS247 | NI
Method	26dB Bandwidth KDB789033 D02, C.1 / ISED RSS-GEN
Description	FCC 15.407 Bandwidths - WLAN5Gx a mode U-NII-3
Information	

EUT Common Settings WLAN5Gx

Number of Antenna Ports	2
User Interaction	No
Device Class UNII_1	Client
Limit W52 Japan	Standard

Test Parameter

Technology to test	WLAN5Gx a mode
Antenna port used	2
Temperature	nom
Voltage	nom
Frequency low to test	False | Freq [MHz] 5745
Frequency mid to test	False | Freq [MHz] 5785
Frequency high to test	True | Freq [MHz] 5825
Auto control enabled power supply | Climatic Box	No | No
Additional path loss [dB]	1.4
Full path name | type	EUT - SignalingUnit - SpectrumAnalyzer

Equipment

Signal analyzer,Rohde&Schwarz,FSV-40,1307.9002K40/101042,3.70
Switch matrix,CTCadvanced,SPM-4 NI DAQ,28016133,NI

Test at TX 5825 MHz

RESULT: Reference Power cond.

DESCRIPTION	LOWER LIMIT	UPPER LIMIT	MEASURED	UNIT	VERDICT
Ref. Power 1MHz/1MHz cond.	---	---	16.27	dBm	INFO
Ref. Frequency	---	---	5827.000	MHz	INFO

READ SA SETTINGS:

RefLevel [dBm] | RefLevelOffset [dB] | InpAtt [dB]	24.27 | 16.78 | 25
Start [MHz] | Stop [MHz]	5800.000 | 5850.000
RBW [MHz] | VBW [MHz]	0.300000 | 1.000000
Detector | TraceMode	POS | MAXH
Sweep: time [ms] | count | points per Section | type	1 | 2500 | 1001 | SWE

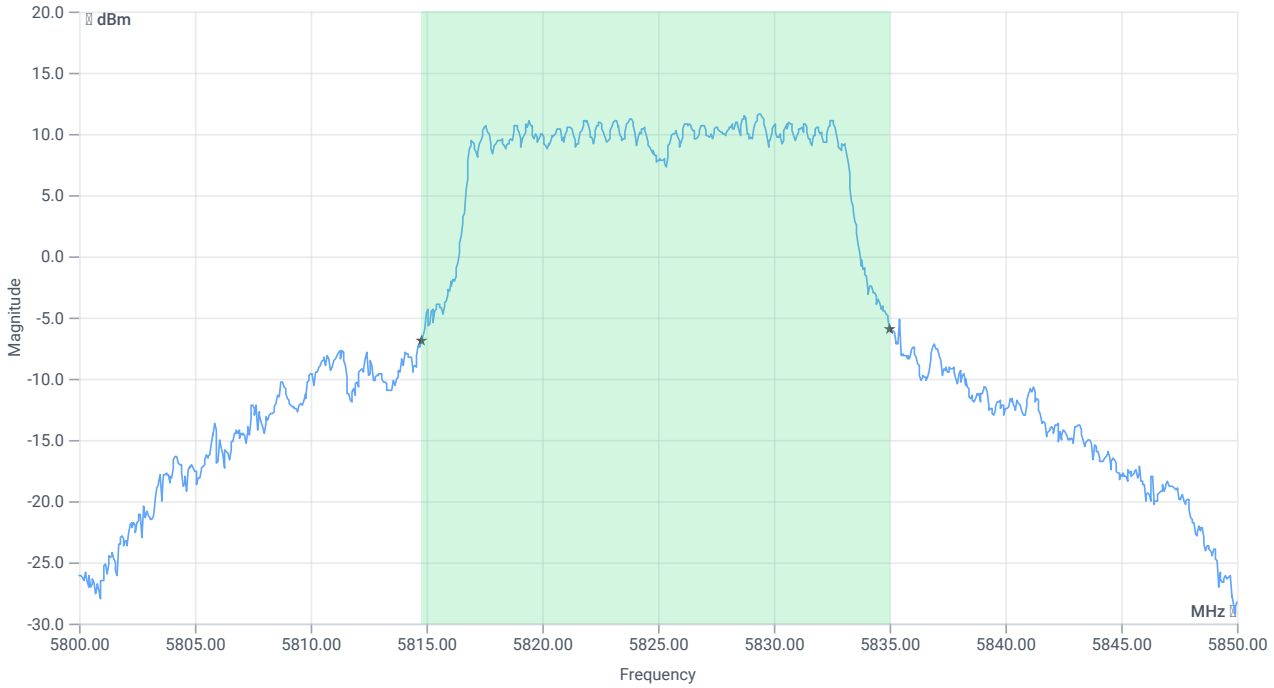

BW 99PCT

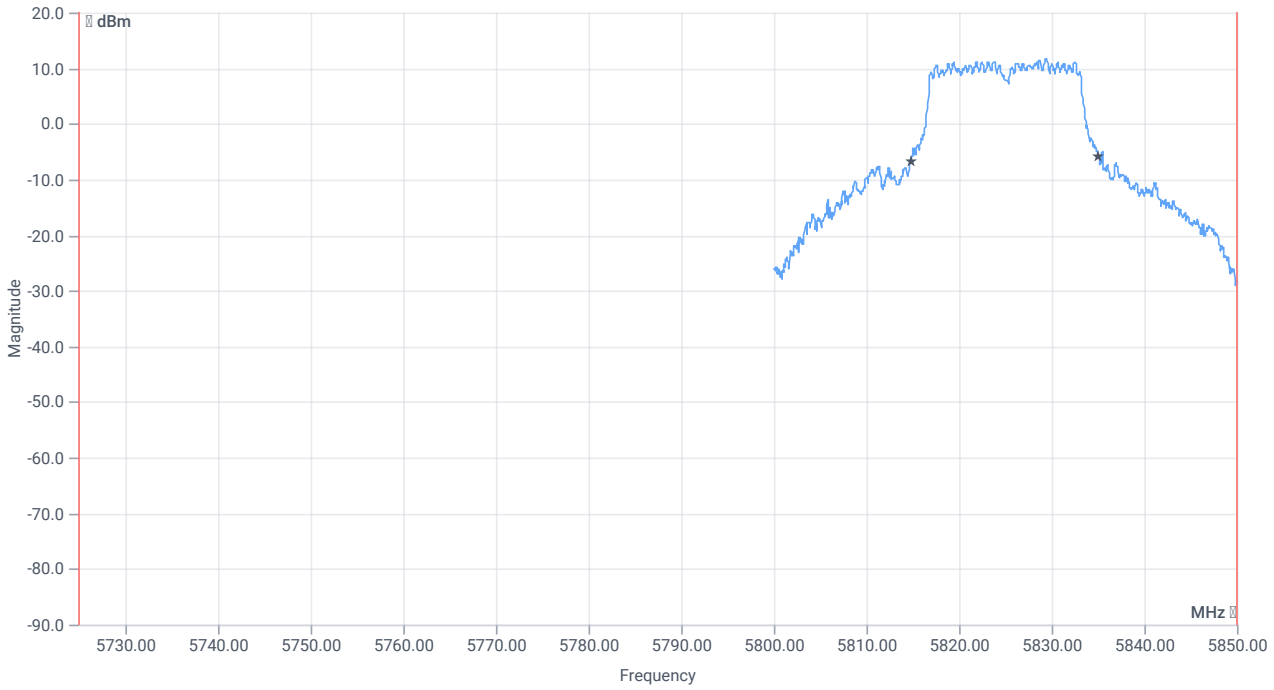

BW within Band 99PCT

RESULT

DESCRIPTION	LOWER LIMIT	UPPER LIMIT	MEASURED	UNIT	VERDICT
Bandwidth 99%	---	---	20.23	MHz	INFO
T1 99%	5725.000000	---	5814.7602	MHz	PASS
T2 99%	---	5850.000000	5834.9900	MHz	PASS

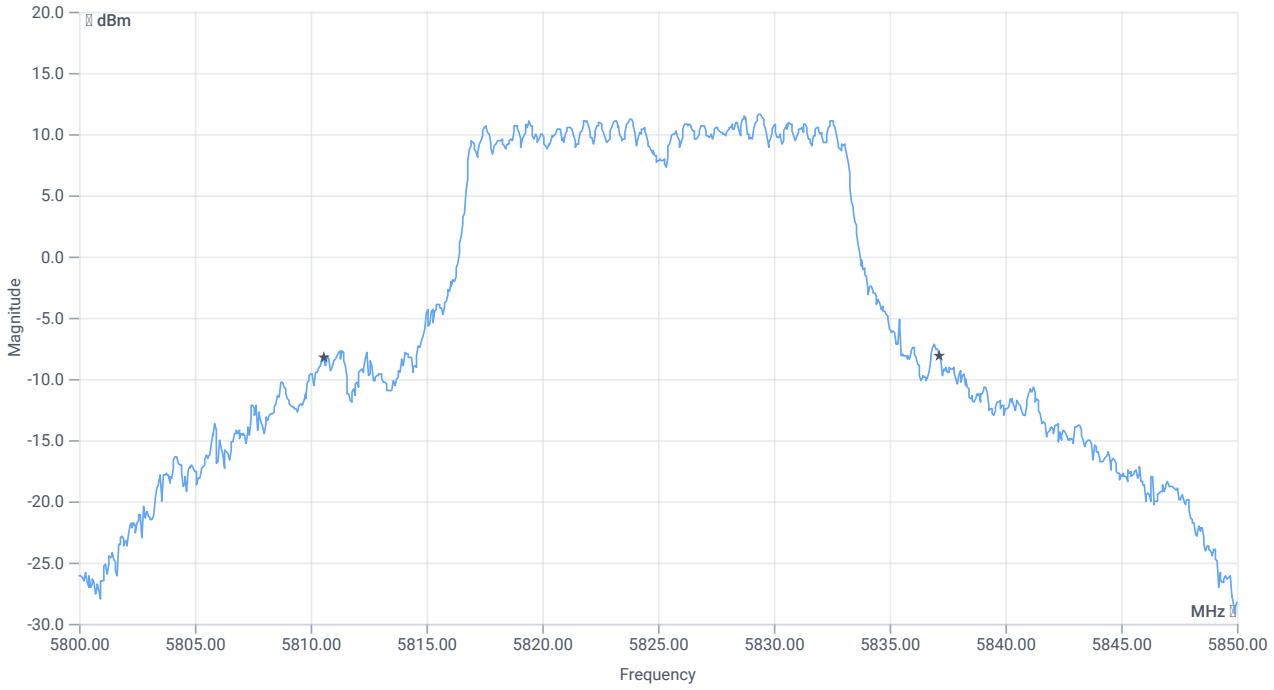

BW 20dB

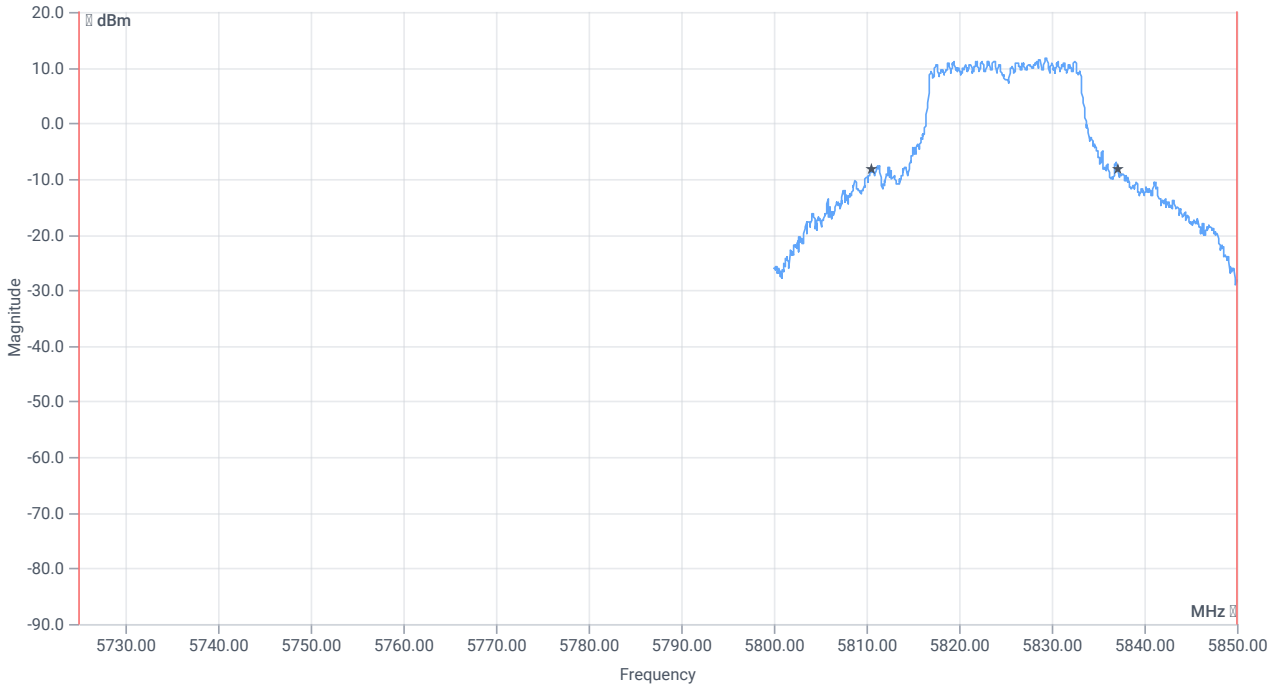

BW within Band 20dB

RESULT

DESCRIPTION	LOWER LIMIT	UPPER LIMIT	MEASURED	UNIT	VERDICT
Bandwidth 20dB	---	---	26.55	MHz	INFO
T1 20dB	5725.000000	---	5810.6000	MHz	PASS
T2 20dB	---	5850.000000	5837.1500	MHz	PASS

Verdict
PASS

FCC 15.407, ISED RSS247 # Minimum emission bandwidth ~ WLAN5Gx a mode U-NII-3

References

TC start	17.01.2024 17:04:42
Ambit temp [°C] | humidity [rel%]	22.3 | 29
System version	4.7.1.5
Standard | Version	FCC 15.407, ISED RSS247 | NI
Method	KDB789033 D02, C.2.
Description	FCC 15.407 Min Emission Bandwidth - WLAN5Gx a mode U-NII-3
Information	

EUT Common Settings WLAN5Gx

Number of Antenna Ports	2
User Interaction	No
Device Class UNII_1	Client
Limit W52 Japan	Standard

Test Parameter

Technology to test	WLAN5Gx a mode
Antenna port used	2
Temperature	nom
Voltage	nom
Frequency low to test	False | Freq [MHz] 5745
Frequency mid to test	False | Freq [MHz] 5785
Frequency high to test	True | Freq [MHz] 5825
Auto control enabled power supply | Climatic Box	No | No
Additional path loss [dB]	1.4
Full path name | type	EUT - SignalingUnit - SpectrumAnalyzer

Equipment

Signal analyzer,Rohde&Schwarz,FSV-40,1307.9002K40/101042,3.70
Switch matrix,CTCadvanced,SPM-4 NI DAQ,28016133,NI

Test at TX 5825 MHz

RESULT: Reference Power cond.

DESCRIPTION	LOWER LIMIT	UPPER LIMIT	MEASURED	UNIT	VERDICT
Ref. Power 1MHz/1MHz cond.	---	---	16.26	dBm	INFO
Ref. Frequency	---	---	5830.790	MHz	INFO

READ SA SETTINGS:

RefLevel [dBm] | RefLevelOffset [dB] | InpAtt [dB]	28.26 | 16.78 | 30
Start [MHz] | Stop [MHz]	5800.000 | 5850.000
RBW [MHz] | VBW [MHz]	0.100000 | 0.300000
Detector | TraceMode	POS | MAXH
Sweep: time [ms] | count | points per Section | type	2 | 1500 | 1001 | SWE

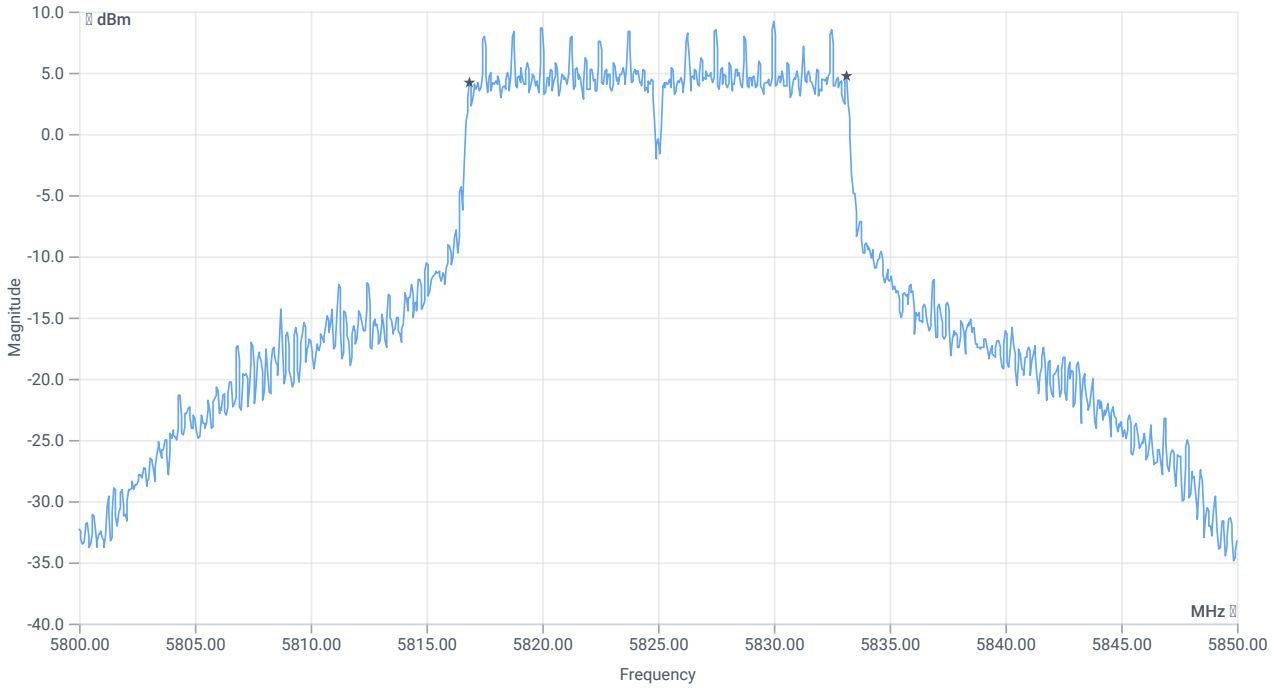

BW 6dB

RESULT

DESCRIPTION	LOWER LIMIT	UPPER LIMIT	MEASURED	UNIT	VERDICT
Bandwidth (6dB)	0.500	---	16.3	MHz	PASS

Verdict
PASS

FCC 15.407 # MIMO ∑ Max output power and psd ~ WLAN5Gx a mode U-NII-3

References

TC start	17.01.2024 17:05:56
Ambit temp [°C] | humidity [rel%]	22.3 | 29
System version	4.7.1.5
Standard | Version	FCC 15.407 | NI
Method	
Description	MIMO ∑ FCC Power & psd - WLAN5Gx a mode U-NII-3
Information	

EUT Common Settings WLAN5Gx

Number of Antenna Ports	2
User Interaction	No
Device Class UNII_1	Client
Limit W52 Japan	Standard

Test Parameter

Technology to test	WLAN5Gx a mode
Antenna port used	several
Temperature	nom
Voltage	nom
Frequency low to test	False | Freq [MHz] 5745
Frequency mid to test	False | Freq [MHz] 5785
Frequency high to test	True | Freq [MHz] 5825
Auto control enabled power supply | Climatic Box	No | No
Additional path loss [dB]	1.4
Full path name | type	None

Equipment

Test at TX 5825 MHz

RESULT Power

DESCRIPTION	LOWER LIMIT	UPPER LIMIT	MEASURED	UNIT	VERDICT
Ant:1 Max Output Power DC corrected	---	---	19.53	dBm	INFO
Ant:1 BW 26dB	---	---	34.800	MHz	INFO
Ant:2 Max Output Power DC corrected	---	---	19.81	dBm	INFO
Ant:2 BW 26dB	---	---	37.440	MHz	INFO
∑ Limit absolute	---	30	22.68	dBm	PASS
∑ Limit: 11 dBm + 10 log 34.8	---	26.42	22.68	dBm	na

RESULT PSD

DESCRIPTION	LOWER LIMIT	UPPER LIMIT	MEASURED	UNIT	VERDICT
Ant:1 PSD	---	---	4.84	dBm/0.5MHz	INFO
Ant:2 PSD	---	---	5.17	dBm/0.5MHz	INFO
∑	---	30	8.02	dBm/0.5MHz	PASS

Verdict
PASS

FCC 15.407, ISED RSS247 # Emission mask (eirp) ~ WLAN5Gx a mode U-NII-3

References

TC start	19.01.2024 13:41:00
Ambit temp [°C] | humidity [rel%]	22.6 | 26
System version	4.7.1.5
Standard | Version	FCC 15.407, ISED RSS247 | NI
Method	NI
Description	FCC 15.407 Emission mask - WLAN5Gx a mode U-NII-3
Information	

EUT Common Settings WLAN5Gx

Number of Antenna Ports	2
User Interaction	No
Device Class UNII_1	Client
Limit W52 Japan	Standard

Test Parameter

Technology to test	WLAN5Gx a mode
Antenna port used	1
Temperature	nom
Voltage	nom
Frequency low to test	False | Freq [MHz] 5745
Frequency mid to test	False | Freq [MHz] 5785
Frequency high to test	True | Freq [MHz] 5825
Auto control enabled power supply | Climatic Box	No | No
Additional path loss [dB]	3.4
Full path name | type	EUT - SignalingUnit - SpectrumAnalyzer

Equipment

Signal analyzer,Rohde&Schwarz,FSV-40,1307.9002K40/101042,3.70
Switch matrix,CTCadvanced,SPM-4 NI DAQ,28016133,NI

Test at TX 5825 MHz

RESULT: Reference Power cond.

DESCRIPTION	LOWER LIMIT	UPPER LIMIT	MEASURED	UNIT	VERDICT
Ref. Power 1MHz/1MHz cond.	---	---	18.39	dBm	INFO
Ref. Frequency	---	---	5819.410	MHz	INFO

Antenna gain

Considered antenna gain [dBi]:	2 / max found in range 5625 to 5950 MHz

READ SA SETTINGS:

RefLevel [dBm] | RefLevelOffset [dB] | InpAtt [dB]	21.39 | 18.78 | 20
Start [MHz] | Stop [MHz]	5625.000 | 5950.000
RBW [MHz] | VBW [MHz]	1.000000 | 3.000000
Detector | TraceMode	POS | MAXH
Sweep: time [ms] | count | points per Section | type	1 | 2500 | 1001 | SWE

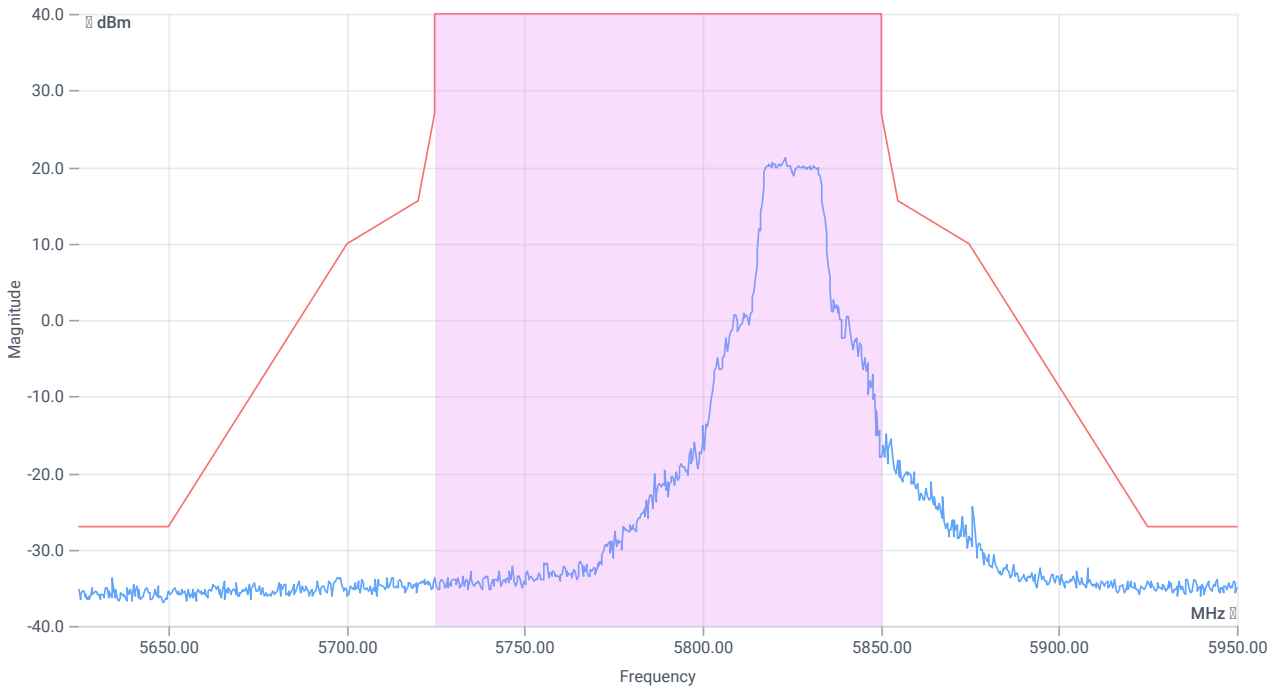

Emission Mask (e.i.r.p)

RESULT

DESCRIPTION	LOWER LIMIT	UPPER LIMIT	MEASURED	UNIT	VERDICT

Verdict
PASS

FCC 15.407, ISED RSS247 # Emission mask (eirp) ~ WLAN5Gx a mode U-NII-3

References

TC start	19.01.2024 13:41:37
Ambit temp [°C] | humidity [rel%]	22.6 | 26
System version	4.7.1.5
Standard | Version	FCC 15.407, ISED RSS247 | NI
Method	NI
Description	FCC 15.407 Emission mask - WLAN5Gx a mode U-NII-3
Information	

EUT Common Settings WLAN5Gx

Number of Antenna Ports	2
User Interaction	No
Device Class UNII_1	Client
Limit W52 Japan	Standard

Test Parameter

Technology to test	WLAN5Gx a mode
Antenna port used	2
Temperature	nom
Voltage	nom
Frequency low to test	False | Freq [MHz] 5745
Frequency mid to test	False | Freq [MHz] 5785
Frequency high to test	True | Freq [MHz] 5825
Auto control enabled power supply | Climatic Box	No | No
Additional path loss [dB]	3.4
Full path name | type	EUT - SignalingUnit - SpectrumAnalyzer

Equipment

Signal analyzer,Rohde&Schwarz,FSV-40,1307.9002K40/101042,3.70
Switch matrix,CTCadvanced,SPM-4 NI DAQ,28016133,NI

Test at TX 5825 MHz

RESULT: Reference Power cond.

DESCRIPTION	LOWER LIMIT	UPPER LIMIT	MEASURED	UNIT	VERDICT
Ref. Power 1MHz/1MHz cond.	---	---	18.91	dBm	INFO
Ref. Frequency	---	---	5827.400	MHz	INFO

Antenna gain

Considered antenna gain [dBi]:	2 / max found in range 5625 to 5950 MHz

READ SA SETTINGS:

RefLevel [dBm] | RefLevelOffset [dB] | InpAtt [dB]	21.91 | 18.78 | 20
Start [MHz] | Stop [MHz]	5625.000 | 5950.000
RBW [MHz] | VBW [MHz]	1.000000 | 3.000000
Detector | TraceMode	POS | MAXH
Sweep: time [ms] | count | points per Section | type	1 | 2500 | 1001 | SWE

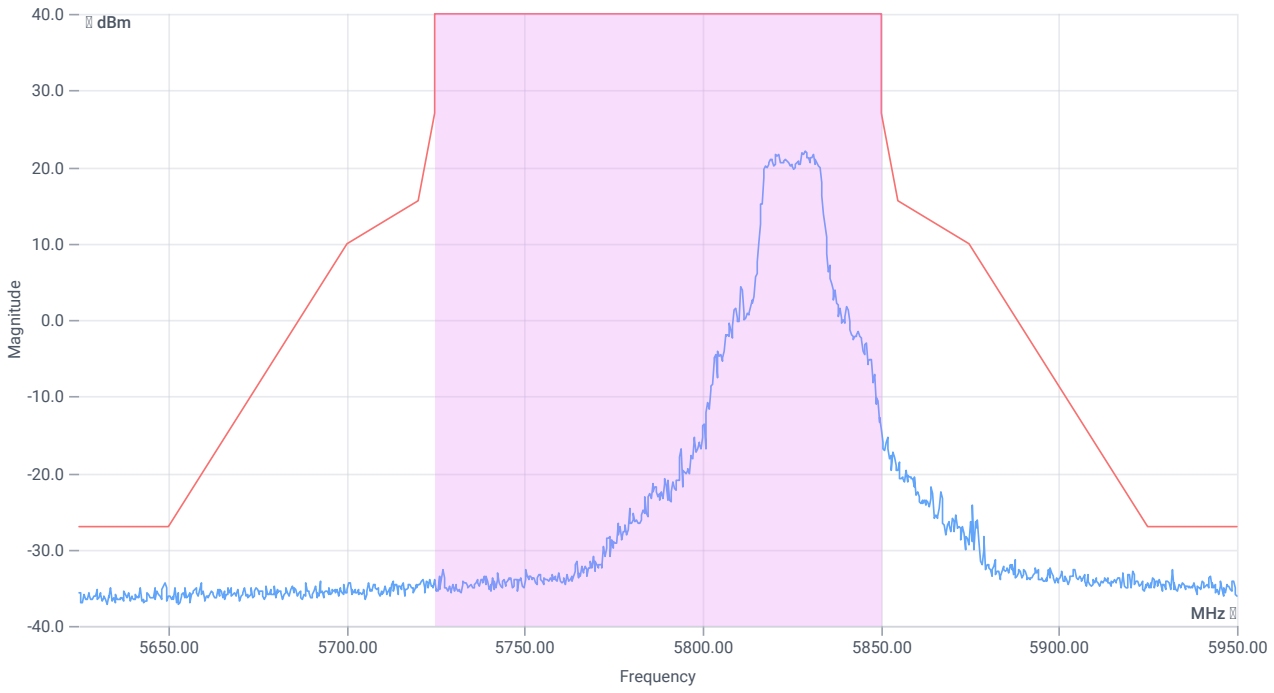

Emission Mask (e.i.r.p)

RESULT

DESCRIPTION	LOWER LIMIT	UPPER LIMIT	MEASURED	UNIT	VERDICT

Verdict
PASS

- END OF DOCUMENT -