Conducted test results

No.1-7077/23-01-05_TR1-A203-R1

January 22, 2024

Test Standard(s) FCC 15.407

This document is electronically signed and valid without handwritten signature.
Public keys for verification of the electronic signatures can be requested at the testing laboratory.

cn=Andreas Kurzkurt, o=cetecom advanced GmbH, ou=KZK-230606, email=andreas.kurzkurt@cetecom advanced.com, c=DE

Authorized

Andreas Kurzkurt
Testing Manager
Radio Labs

Table of Content

FCC 15.407 # Max output power and psd ~ WLAN5Gx ac-VHT20 mode U-NII-1 4
FCC 15.407, ISED RSS247 # Bandwidths 99PCT and 20dB ~ WLAN5Gx ac-VHT20 mode U-NII-1 8
FCC 15.407 # Max output power and psd ~ WLAN5Gx ac-VHT20 mode U-NII-1 12
FCC 15.407, ISED RSS247 # Bandwidths 99PCT and 20dB ~ WLAN5Gx ac-VHT20 mode U-NII-1 16
FCC 15.407 # MIMO ∑ Max output power and psd ~ WLAN5Gx ac-VHT20 mode U-NII-1 20
FCC 15.407 # Max output power and psd ~ WLAN5Gx ac-VHT20 mode U-NII-1 22
FCC 15.407, ISED RSS247 # Bandwidths 99PCT and 20dB ~ WLAN5Gx ac-VHT20 mode U-NII-1 26
FCC 15.407 # Max output power and psd ~ WLAN5Gx ac-VHT20 mode U-NII-1 30
FCC 15.407, ISED RSS247 # Bandwidths 99PCT and 20dB ~ WLAN5Gx ac-VHT20 mode U-NII-1 34
FCC 15.407 # MIMO ∑ Max output power and psd ~ WLAN5Gx ac-VHT20 mode U-NII-1 38
FCC 15.407 # Max output power and psd ~ WLAN5Gx ac-VHT20 mode U-NII-1 40
FCC 15.407, ISED RSS247 # Bandwidths 99PCT and 20dB ~ WLAN5Gx ac-VHT20 mode U-NII-1 44
FCC 15.407 # Max output power and psd ~ WLAN5Gx ac-VHT20 mode U-NII-1 48
FCC 15.407, ISED RSS247 # Bandwidths 99PCT and 20dB ~ WLAN5Gx ac-VHT20 mode U-NII-1 52
FCC 15.407 # MIMO ∑ Max output power and psd ~ WLAN5Gx ac-VHT20 mode U-NII-1 56
FCC 15.407 # Max output power and psd ~ WLAN5Gx ac-VHT20 mode U-NII-2A 58
FCC 15.407, ISED RSS247 # Bandwidths 99PCT and 20dB ~ WLAN5Gx ac-VHT20 mode U-NII-2A 62
FCC 15.407 # Max output power and psd ~ WLAN5Gx ac-VHT20 mode U-NII-2A 67
FCC 15.407, ISED RSS247 # Bandwidths 99PCT and 20dB ~ WLAN5Gx ac-VHT20 mode U-NII-2A 71
FCC 15.407 # MIMO ∑ Max output power and psd ~ WLAN5Gx ac-VHT20 mode U-NII-2A 76
FCC 15.407 # Max output power and psd ~ WLAN5Gx ac-VHT20 mode U-NII-2A 78
FCC 15.407, ISED RSS247 # Bandwidths 99PCT and 20dB ~ WLAN5Gx ac-VHT20 mode U-NII-2A 82
FCC 15.407 # Max output power and psd ~ WLAN5Gx ac-VHT20 mode U-NII-2A 87
FCC 15.407, ISED RSS247 # Bandwidths 99PCT and 20dB ~ WLAN5Gx ac-VHT20 mode U-NII-2A 91
FCC 15.407 # MIMO ∑ Max output power and psd ~ WLAN5Gx ac-VHT20 mode U-NII-2A 96
FCC 15.407 # Max output power and psd ~ WLAN5Gx ac-VHT20 mode U-NII-2A 98
FCC 15.407, ISED RSS247 # Bandwidths 99PCT and 20dB ~ WLAN5Gx ac-VHT20 mode U-NII-2A 102
FCC 15.407 # Max output power and psd ~ WLAN5Gx ac-VHT20 mode U-NII-2A 107
FCC 15.407, ISED RSS247 # Bandwidths 99PCT and 20dB ~ WLAN5Gx ac-VHT20 mode U-NII-2A 111
FCC 15.407 # MIMO ∑ Max output power and psd ~ WLAN5Gx ac-VHT20 mode U-NII-2A 116
FCC 15.407 # Max output power and psd ~ WLAN5Gx ac-VHT20 mode U-NII-2C 118
FCC 15.407, ISED RSS247 # Bandwidths 99PCT and 20dB ~ WLAN5Gx ac-VHT20 mode U-NII-2C 122
FCC 15.407 # Max output power and psd ~ WLAN5Gx ac-VHT20 mode U-NII-2C 127
FCC 15.407, ISED RSS247 # Bandwidths 99PCT and 20dB ~ WLAN5Gx ac-VHT20 mode U-NII-2C 131
FCC 15.407 # MIMO ∑ Max output power and psd ~ WLAN5Gx ac-VHT20 mode U-NII-2C 136
FCC 15.407 # Max output power and psd ~ WLAN5Gx ac-VHT20 mode U-NII-2C 138
FCC 15.407, ISED RSS247 # Bandwidths 99PCT and 20dB ~ WLAN5Gx ac-VHT20 mode U-NII-2C 142
FCC 15.407 # Max output power and psd ~ WLAN5Gx ac-VHT20 mode U-NII-2C 147
FCC 15.407, ISED RSS247 # Bandwidths 99PCT and 20dB ~ WLAN5Gx ac-VHT20 mode U-NII-2C 151
FCC 15.407 # MIMO ∑ Max output power and psd ~ WLAN5Gx ac-VHT20 mode U-NII-2C 156
FCC 15.407 # Max output power and psd ~ WLAN5Gx ac-VHT20 mode U-NII-2C 158

FCC 15.407, ISED RSS247 # Bandwidths 99PCT and 20dB ~ WLAN5Gx ac-VHT20 mode U-NII-2C 162
FCC 15.407 # Max output power and psd ~ WLAN5Gx ac-VHT20 mode U-NII-2C 167
FCC 15.407, ISED RSS247 # Bandwidths 99PCT and 20dB ~ WLAN5Gx ac-VHT20 mode U-NII-2C 171
FCC 15.407 # MIMO ∑ Max output power and psd ~ WLAN5Gx ac-VHT20 mode U-NII-2C 176
FCC 15.407 # Max output power and psd ~ WLAN5Gx ac-VHT20 mode U-NII-3 178
FCC 15.407, ISED RSS247 # Bandwidths 99PCT and 20dB ~ WLAN5Gx ac-VHT20 mode U-NII-3 183
FCC 15.407, ISED RSS247 # Minimum emission bandwidth ~ WLAN5Gx ac-VHT20 mode U-NII-3 187
FCC 15.407 # Max output power and psd ~ WLAN5Gx ac-VHT20 mode U-NII-3 189
FCC 15.407, ISED RSS247 # Bandwidths 99PCT and 20dB ~ WLAN5Gx ac-VHT20 mode U-NII-3 194
FCC 15.407, ISED RSS247 # Minimum emission bandwidth ~ WLAN5Gx ac-VHT20 mode U-NII-3 198
FCC 15.407 # MIMO ∑ Max output power and psd ~ WLAN5Gx ac-VHT20 mode U-NII-3 200
FCC 15.407, ISED RSS247 # Emission mask (eirp) ~ WLAN5Gx ac-VHT20 mode U-NII-3 202
FCC 15.407, ISED RSS247 # Emission mask (eirp) ~ WLAN5Gx ac-VHT20 mode U-NII-3 205
FCC 15.407 # Max output power and psd ~ WLAN5Gx ac-VHT20 mode U-NII-3 208
FCC 15.407, ISED RSS247 # Bandwidths 99PCT and 20dB ~ WLAN5Gx ac-VHT20 mode U-NII-3 213
FCC 15.407, ISED RSS247 # Minimum emission bandwidth ~ WLAN5Gx ac-VHT20 mode U-NII-3 217
FCC 15.407 # Max output power and psd ~ WLAN5Gx ac-VHT20 mode U-NII-3 219
FCC 15.407, ISED RSS247 # Bandwidths 99PCT and 20dB ~ WLAN5Gx ac-VHT20 mode U-NII-3 224
FCC 15.407, ISED RSS247 # Minimum emission bandwidth ~ WLAN5Gx ac-VHT20 mode U-NII-3 228
FCC 15.407 # MIMO ∑ Max output power and psd ~ WLAN5Gx ac-VHT20 mode U-NII-3 230
FCC 15.407, ISED RSS247 # Emission mask (eirp) ~ WLAN5Gx ac-VHT20 mode U-NII-3 232
FCC 15.407, ISED RSS247 # Emission mask (eirp) ~ WLAN5Gx ac-VHT20 mode U-NII-3 235
FCC 15.407 # Max output power and psd ~ WLAN5Gx ac-VHT20 mode U-NII-3 238
FCC 15.407, ISED RSS247 # Bandwidths 99PCT and 20dB ~ WLAN5Gx ac-VHT20 mode U-NII-3 243
FCC 15.407, ISED RSS247 # Minimum emission bandwidth ~ WLAN5Gx ac-VHT20 mode U-NII-3 247
FCC 15.407 # Max output power and psd ~ WLAN5Gx ac-VHT20 mode U-NII-3 249
FCC 15.407, ISED RSS247 # Bandwidths 99PCT and 20dB ~ WLAN5Gx ac-VHT20 mode U-NII-3 254
FCC 15.407, ISED RSS247 # Minimum emission bandwidth ~ WLAN5Gx ac-VHT20 mode U-NII-3 258
FCC 15.407 # MIMO ∑ Max output power and psd ~ WLAN5Gx ac-VHT20 mode U-NII-3 260
FCC 15.407, ISED RSS247 # Emission mask (eirp) ~ WLAN5Gx ac-VHT20 mode U-NII-3 262
FCC 15.407, ISED RSS247 # Emission mask (eirp) ~ WLAN5Gx ac-VHT20 mode U-NII-3 265

FCC 15.407 # Max output power and psd ~ WLAN5Gx ac-VHT20 mode U-NII-1

References

TC start	18.01.2024 12:34:52
Ambit temp [°C] | humidity [rel%]	22.4 | 30
System version	4.7.1.5
Standard | Version	FCC 15.407 | NI
Method	KDB789033 D02, F., E.2.e.
Description	FCC 15.407 Max Output Power & PSD - WLAN5Gx ac-VHT20 mode U-NII-1
Information	

EUT Common Settings WLAN5Gx

Number of Antenna Ports	2
User Interaction	No
Device Class UNII_1	Client
Limit W52 Japan	Standard

Test Parameter

Technology to test	WLAN5Gx ac-VHT20 mode
Antenna port used	1
Temperature	nom
Voltage	nom
Frequency low to test	True | Freq [MHz] 5180
Frequency mid to test	False | Freq [MHz] 5200
Frequency high to test	False | Freq [MHz] 5240
Auto control enabled power supply | Climatic Box	No | No
Additional path loss [dB]	1.4
Full path name | type	EUT - SignalingUnit - SpectrumAnalyzer

Equipment

Signal analyzer,Rohde&Schwarz,FSV-40,1307.9002K40/101042,3.70
Switch matrix,CTCadvanced,SPM-4 NI DAQ,28016133,NI

Test at TX 5180 MHz

RESULT: Reference Power cond.

DESCRIPTION	LOWER LIMIT	UPPER LIMIT	MEASURED	UNIT	VERDICT
Ref. Power 1MHz/1MHz cond.	---	---	15.03	dBm	INFO
Ref. Frequency	---	---	5179.000	MHz	INFO

Evaluation max. Duty Cycle

Duty Cycle evaluation

DESCRIPTION	LOWER LIMIT	UPPER LIMIT	MEASURED	UNIT	VERDICT
No enough Bursts detected, Duty Cycle Burst Ratio set to 1					
Duty Cycle (Burst Ratio) max	---	---	1	---	INFO
Duty Cycle max	---	---	0	dB	INFO
Duty Cycle (Burst Ratio) min	---	---	1	---	INFO
Duty Cycle min	---	---	0	dB	INFO

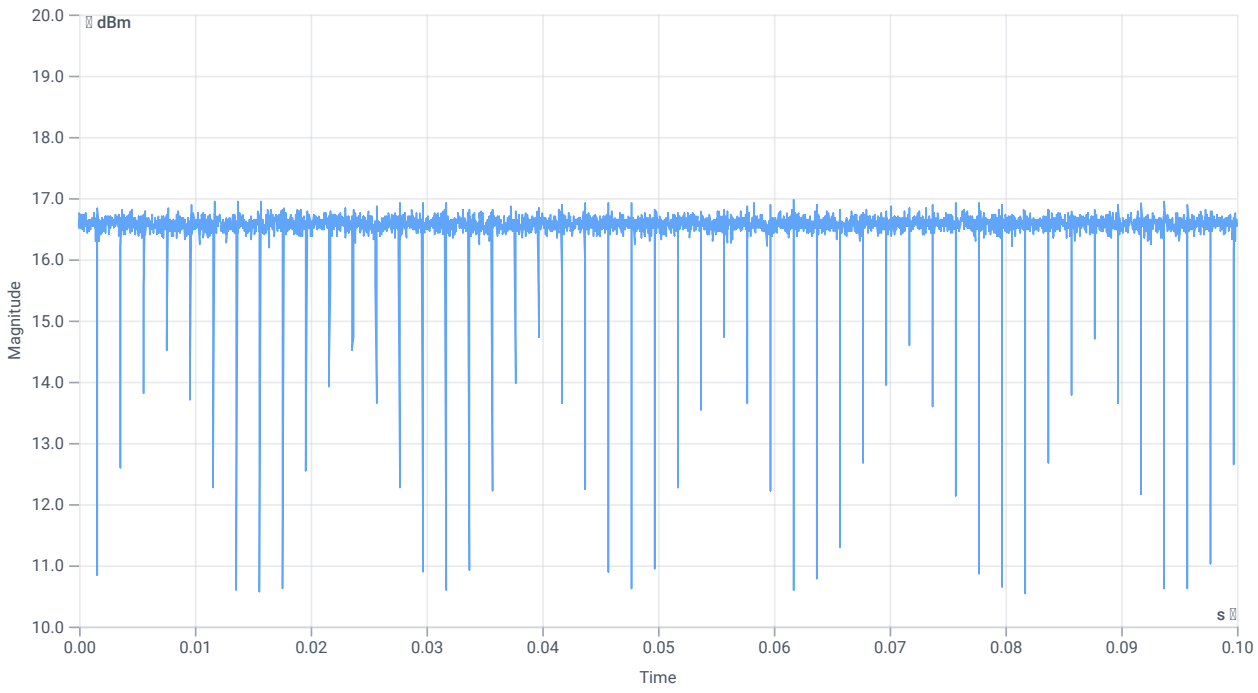

Duty cycle

Evaluation Bandwidth

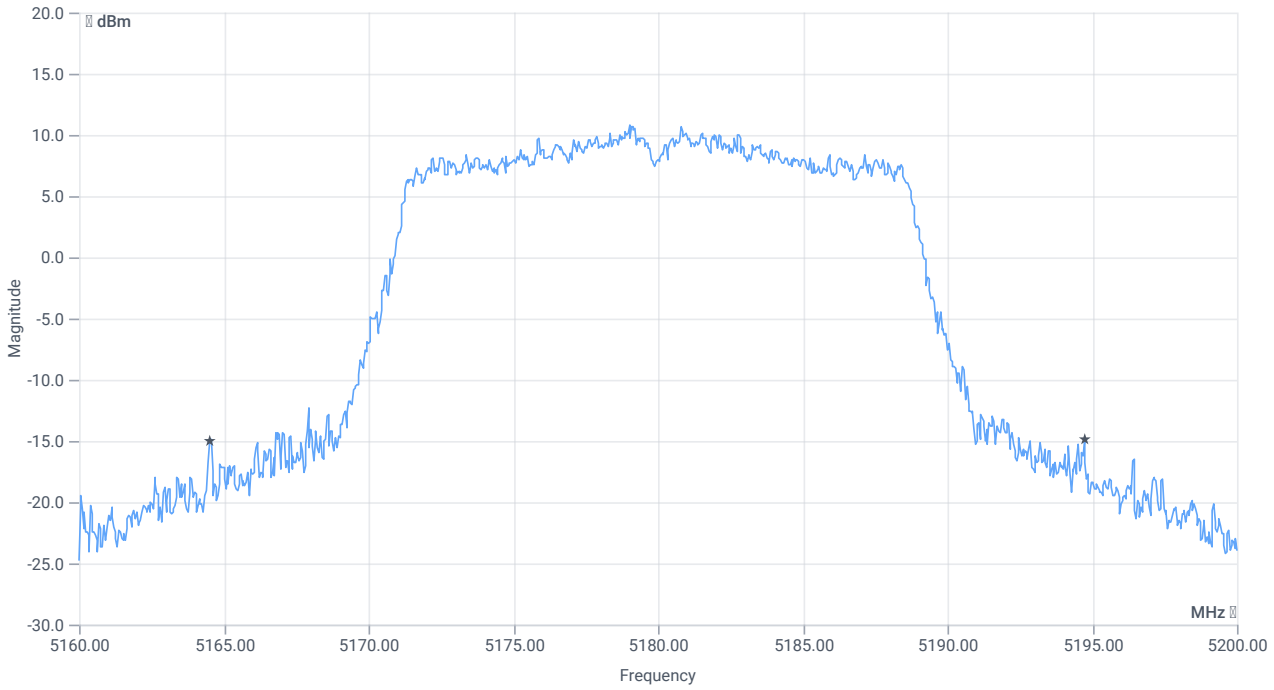

BW 26dB

RESULT

DESCRIPTION	LOWER LIMIT	UPPER LIMIT	MEASURED	UNIT	VERDICT
Bandwidth 26dB	---	---	30.2	MHz	INFO
T1 26dB	---	---	5164.5200	MHz	INFO
T2 26dB	---	---	5194.7200	MHz	INFO

Maximum Output Power

READ SA SETTINGS:

RefLevel [dBm] | RefLevelOffset [dB] | InpAtt [dB]	27.03 | 16.49 | 25
Start [MHz] | Stop [MHz]	5160.000 | 5200.000
RBW [MHz] | VBW [MHz]	1.000000 | 3.000000
Detector | TraceMode	RMS | MAXH
Sweep: time [ms] | count | points per Section | type	53700 | 1 | 161 | SWE

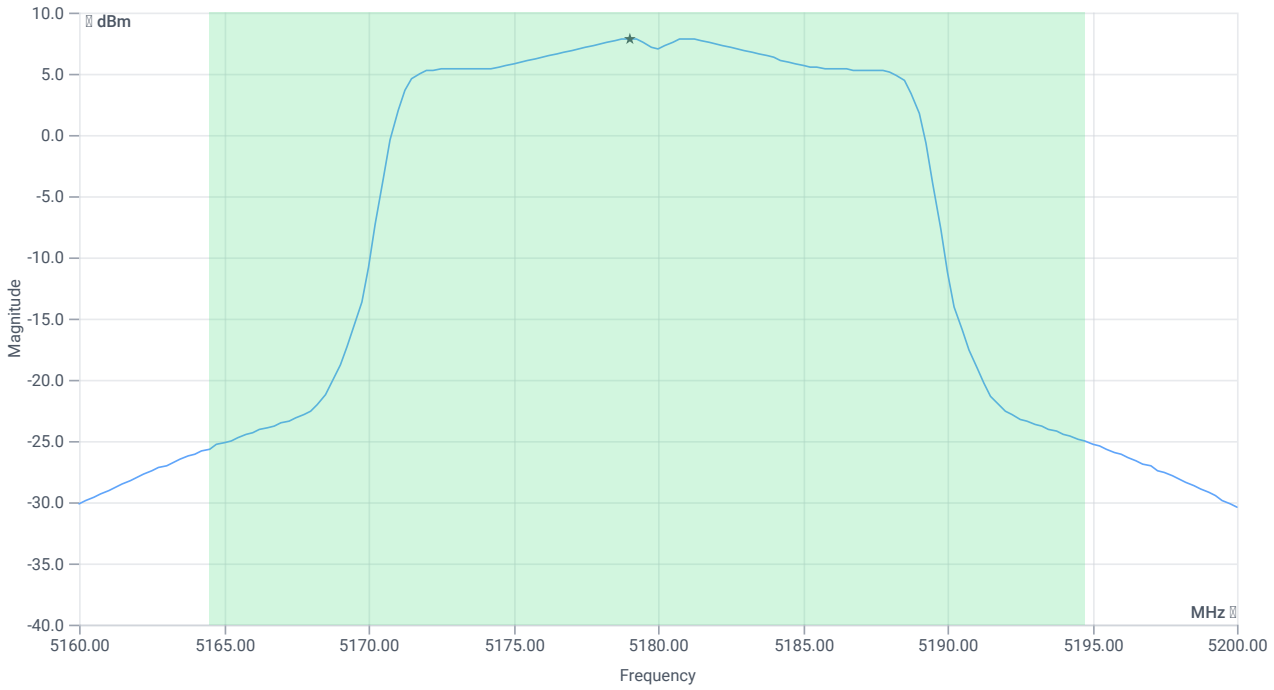

Max OP and PSD

RESULT

DESCRIPTION	LOWER LIMIT	UPPER LIMIT	MEASURED	UNIT	VERDICT
Max Output Power	---	---	18.63	dBm	INFO
Duty Cycle Correction	---	---	0	dB	INFO
Limit absolute					
Max Output Power DC corrected	---	24	18.63	dBm	PASS
Limit: 11 dBm + 10 log 30.2					
Max Output Power DC corrected	---	25.8	18.63	dBm	na

Power Spectral Density

RESULT

DESCRIPTION	LOWER LIMIT	UPPER LIMIT	MEASURED	UNIT	VERDICT
Power Spectral Density	---	---	7.89	dBm/1MHz	INFO
Duty Cycle Correction	---	---	0	dB	INFO
Power Spectral Density DC corrected	---	11	7.89	dBm/1MHz	PASS

Verdict
PASS

FCC 15.407, ISED RSS247 # Bandwidths 99PCT and 20dB ~ WLAN5Gx ac-VHT20 mode U-NII-1

References

TC start	18.01.2024 12:36:23
Ambit temp [°C] | humidity [rel%]	22.4 | 30
System version	4.7.1.5
Standard | Version	FCC 15.407, ISED RSS247 | NI
Method	26dB Bandwidth KDB789033 D02, C.1 / ISED RSS-GEN
Description	FCC 15.407 Bandwidths - WLAN5Gx ac-VHT20 mode U-NII-1
Information	

EUT Common Settings WLAN5Gx

Number of Antenna Ports	2
User Interaction	No
Device Class UNII_1	Client
Limit W52 Japan	Standard

Test Parameter

Technology to test	WLAN5Gx ac-VHT20 mode
Antenna port used	1
Temperature	nom
Voltage	nom
Frequency low to test	True | Freq [MHz] 5180
Frequency mid to test	False | Freq [MHz] 5200
Frequency high to test	False | Freq [MHz] 5240
Auto control enabled power supply | Climatic Box	No | No
Additional path loss [dB]	1.4
Full path name | type	EUT - SignalingUnit - SpectrumAnalyzer

Equipment

Signal analyzer,Rohde&Schwarz,FSV-40,1307.9002K40/101042,3.70
Switch matrix,CTCadvanced,SPM-4 NI DAQ,28016133,NI

Test at TX 5180 MHz

RESULT: Reference Power cond.

DESCRIPTION	LOWER LIMIT	UPPER LIMIT	MEASURED	UNIT	VERDICT
Ref. Power 1MHz/1MHz cond.	---	---	14.76	dBm	INFO
Ref. Frequency	---	---	5182.400	MHz	INFO

READ SA SETTINGS:

RefLevel [dBm] | RefLevelOffset [dB] | InpAtt [dB]	22.76 | 16.49 | 25
Start [MHz] | Stop [MHz]	5155.000 | 5205.000
RBW [MHz] | VBW [MHz]	0.300000 | 1.000000
Detector | TraceMode	POS | MAXH
Sweep: time [ms] | count | points per Section | type	1 | 2500 | 1001 | SWE

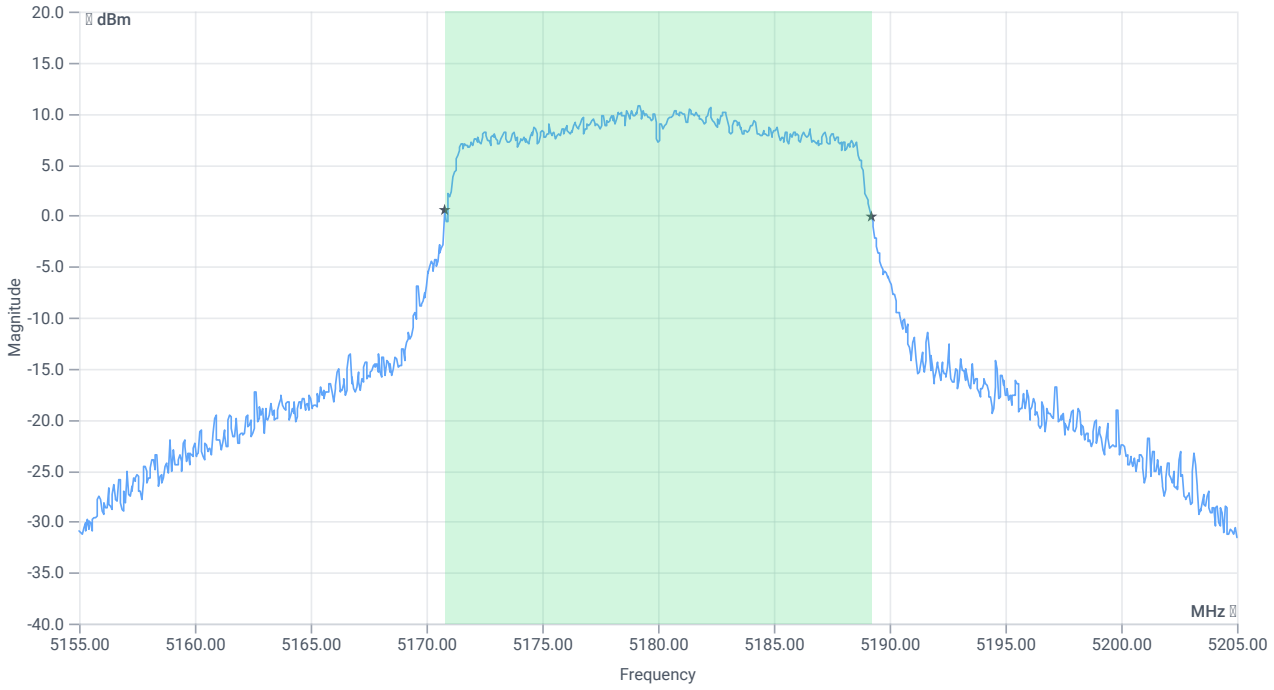

BW 99PCT

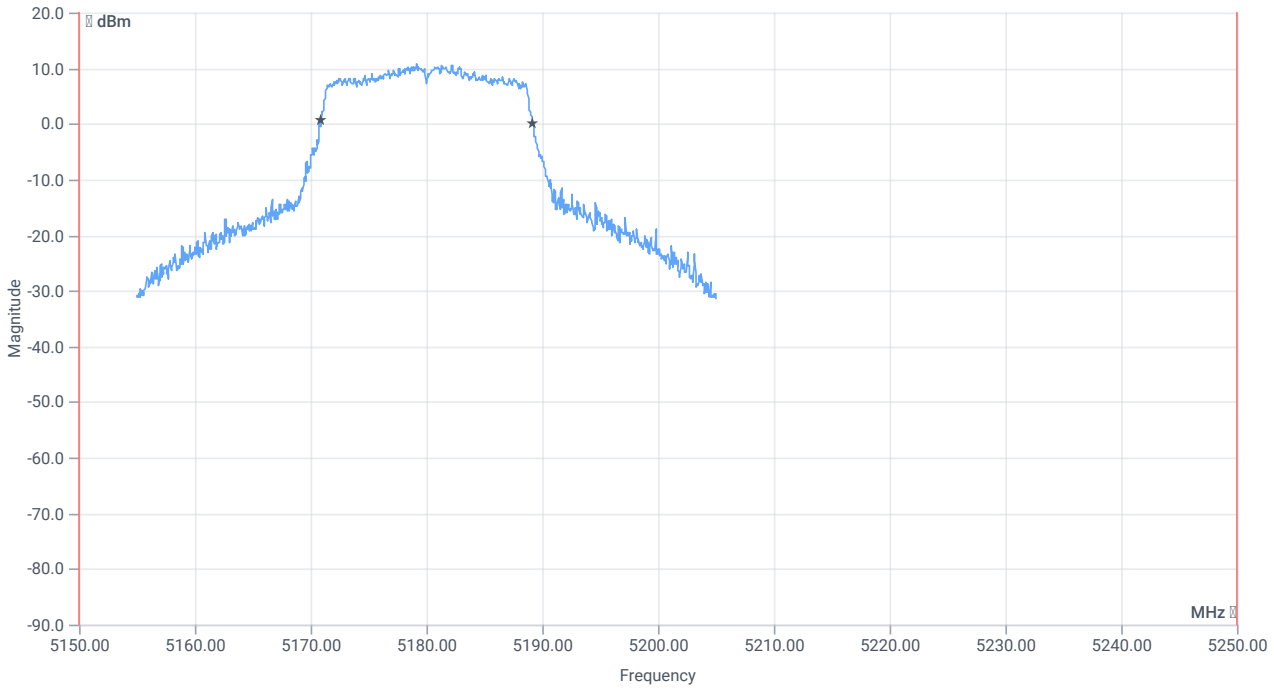

BW within Band 99PCT

RESULT

DESCRIPTION	LOWER LIMIT	UPPER LIMIT	MEASURED	UNIT	VERDICT
Bandwidth 99%	---	---	18.382	MHz	INFO
T1 99%	5150.000000	---	5170.8092	MHz	PASS
T2 99%	---	5250.000000	5189.1908	MHz	PASS

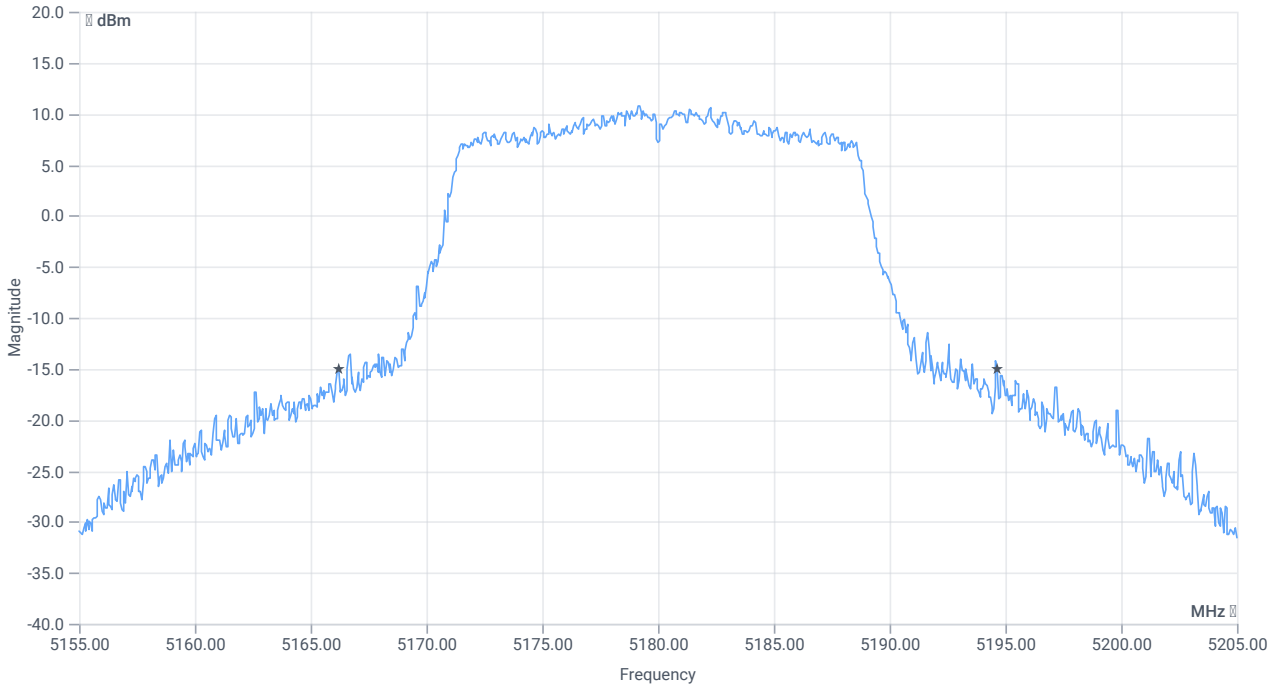

BW 26dB

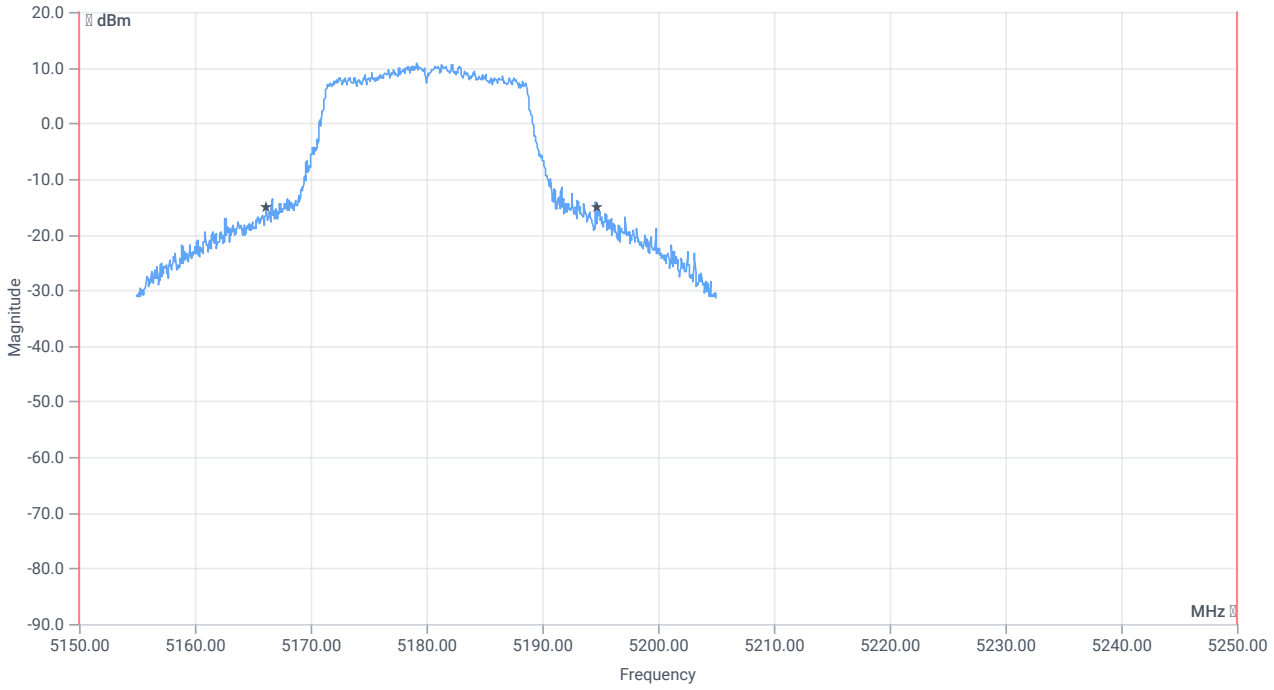

BW within Band 26dB

RESULT

DESCRIPTION	LOWER LIMIT	UPPER LIMIT	MEASURED	UNIT	VERDICT
Bandwidth 26dB	---	---	28.45	MHz	INFO
T1 26dB	5150.000000	---	5166.2000	MHz	PASS
T2 26dB	---	5250.000000	5194.6500	MHz	PASS

Verdict
PASS

FCC 15.407 # Max output power and psd ~ WLAN5Gx ac-VHT20 mode U-NII-1

References

TC start	18.01.2024 12:37:01
Ambit temp [°C] | humidity [rel%]	22.4 | 30
System version	4.7.1.5
Standard | Version	FCC 15.407 | NI
Method	KDB789033 D02, F., E.2.e.
Description	FCC 15.407 Max Output Power & PSD - WLAN5Gx ac-VHT20 mode U-NII-1
Information	

EUT Common Settings WLAN5Gx

Number of Antenna Ports	2
User Interaction	No
Device Class UNII_1	Client
Limit W52 Japan	Standard

Test Parameter

Technology to test	WLAN5Gx ac-VHT20 mode
Antenna port used	2
Temperature	nom
Voltage	nom
Frequency low to test	True | Freq [MHz] 5180
Frequency mid to test	False | Freq [MHz] 5200
Frequency high to test	False | Freq [MHz] 5240
Auto control enabled power supply | Climatic Box	No | No
Additional path loss [dB]	1.4
Full path name | type	EUT - SignalingUnit - SpectrumAnalyzer

Equipment

Signal analyzer,Rohde&Schwarz,FSV-40,1307.9002K40/101042,3.70
Switch matrix,CTCadvanced,SPM-4 NI DAQ,28016133,NI

Test at TX 5180 MHz

RESULT: Reference Power cond.

DESCRIPTION	LOWER LIMIT	UPPER LIMIT	MEASURED	UNIT	VERDICT
Ref. Power 1MHz/1MHz cond.	---	---	15.63	dBm	INFO
Ref. Frequency	---	---	5178.400	MHz	INFO

Evaluation max. Duty Cycle

Duty Cycle evaluation

DESCRIPTION	LOWER LIMIT	UPPER LIMIT	MEASURED	UNIT	VERDICT
No enough Bursts detected, Duty Cycle Burst Ratio set to 1					
Duty Cycle (Burst Ratio) max	---	---	1	---	INFO
Duty Cycle max	---	---	0	dB	INFO
Duty Cycle (Burst Ratio) min	---	---	1	---	INFO
Duty Cycle min	---	---	0	dB	INFO

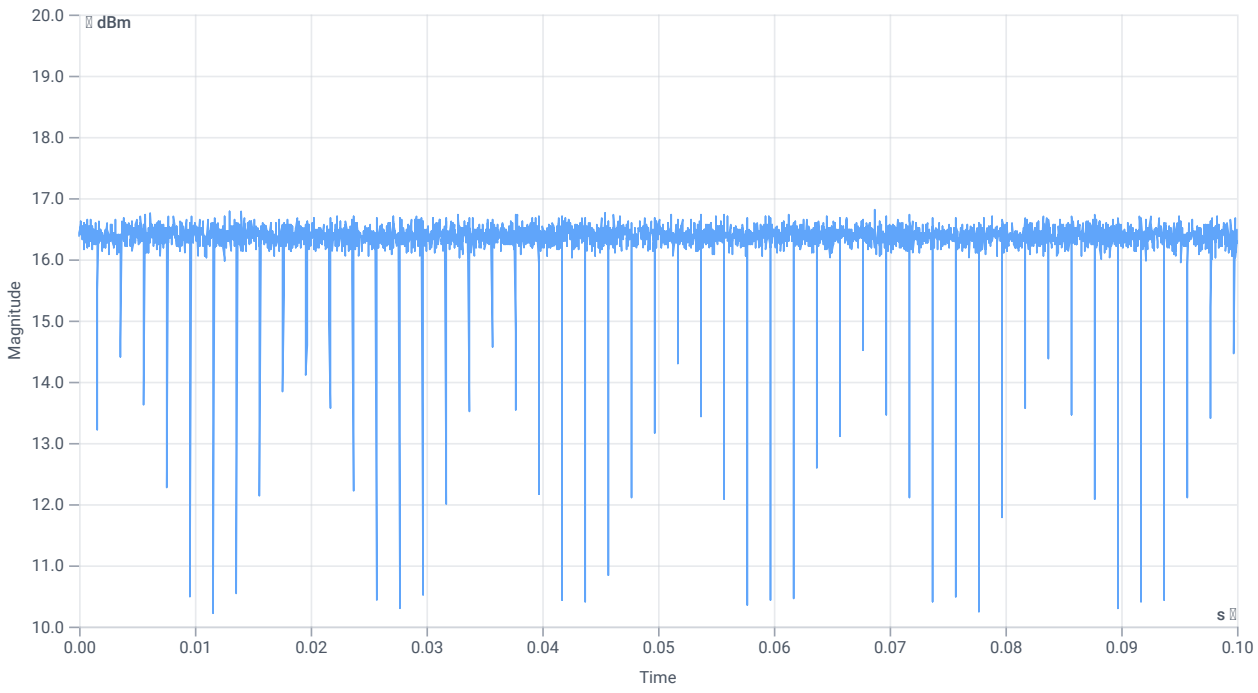

Duty cycle

Evaluation Bandwidth

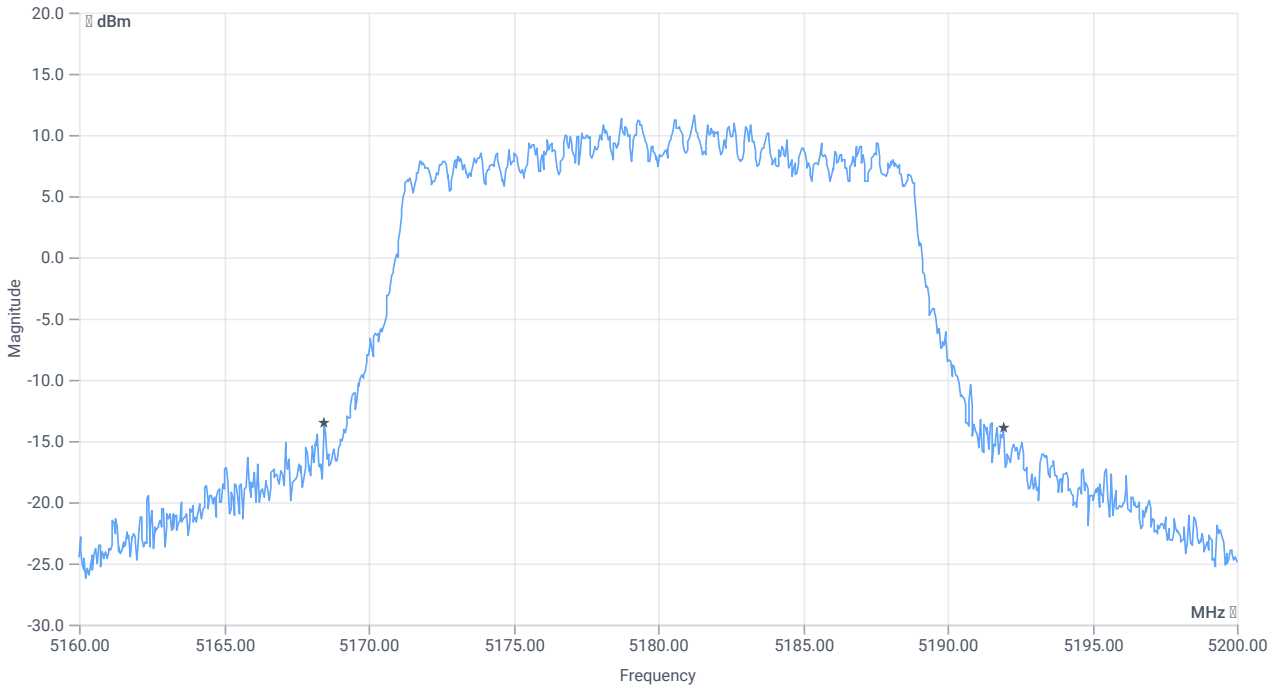

BW 26dB

RESULT

DESCRIPTION	LOWER LIMIT	UPPER LIMIT	MEASURED	UNIT	VERDICT
Bandwidth 26dB	---	---	23.44	MHz	INFO
T1 26dB	---	---	5168.4800	MHz	INFO
T2 26dB	---	---	5191.9200	MHz	INFO

Maximum Output Power

READ SA SETTINGS:

RefLevel [dBm] | RefLevelOffset [dB] | InpAtt [dB]	27.63 | 16.49 | 30
Start [MHz] | Stop [MHz]	5160.000 | 5200.000
RBW [MHz] | VBW [MHz]	1.000000 | 3.000000
Detector | TraceMode	RMS | MAXH
Sweep: time [ms] | count | points per Section | type	53700 | 1 | 161 | SWE

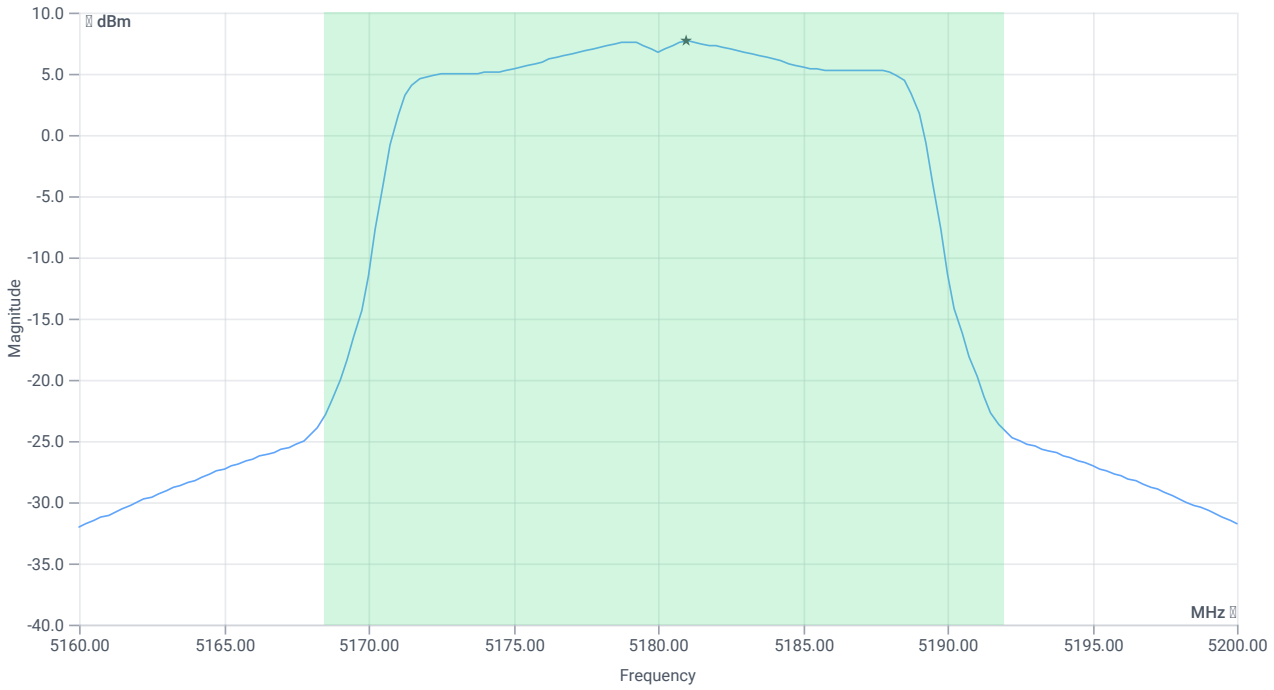

Max OP and PSD

RESULT

DESCRIPTION	LOWER LIMIT	UPPER LIMIT	MEASURED	UNIT	VERDICT
Max Output Power	---	---	18.39	dBm	INFO
Duty Cycle Correction	---	---	0	dB	INFO
Limit absolute					
Max Output Power DC corrected	---	24	18.39	dBm	PASS
Limit: 11 dBm + 10 log 23.44					
Max Output Power DC corrected	---	24.7	18.39	dBm	na

Power Spectral Density

RESULT

DESCRIPTION	LOWER LIMIT	UPPER LIMIT	MEASURED	UNIT	VERDICT
Power Spectral Density	---	---	7.66	dBm/1MHz	INFO
Duty Cycle Correction	---	---	0	dB	INFO
Power Spectral Density DC corrected	---	11	7.66	dBm/1MHz	PASS

Verdict
PASS

FCC 15.407, ISED RSS247 # Bandwidths 99PCT and 20dB ~ WLAN5Gx ac-VHT20 mode U-NII-1

References

TC start	18.01.2024 12:38:31
Ambit temp [°C] | humidity [rel%]	22.4 | 30
System version	4.7.1.5
Standard | Version	FCC 15.407, ISED RSS247 | NI
Method	26dB Bandwidth KDB789033 D02, C.1 / ISED RSS-GEN
Description	FCC 15.407 Bandwidths - WLAN5Gx ac-VHT20 mode U-NII-1
Information	

EUT Common Settings WLAN5Gx

Number of Antenna Ports	2
User Interaction	No
Device Class UNII_1	Client
Limit W52 Japan	Standard

Test Parameter

Technology to test	WLAN5Gx ac-VHT20 mode
Antenna port used	2
Temperature	nom
Voltage	nom
Frequency low to test	True | Freq [MHz] 5180
Frequency mid to test	False | Freq [MHz] 5200
Frequency high to test	False | Freq [MHz] 5240
Auto control enabled power supply | Climatic Box	No | No
Additional path loss [dB]	1.4
Full path name | type	EUT - SignalingUnit - SpectrumAnalyzer

Equipment

Signal analyzer,Rohde&Schwarz,FSV-40,1307.9002K40/101042,3.70
Switch matrix,CTCadvanced,SPM-4 NI DAQ,28016133,NI

Test at TX 5180 MHz

RESULT: Reference Power cond.

DESCRIPTION	LOWER LIMIT	UPPER LIMIT	MEASURED	UNIT	VERDICT
Ref. Power 1MHz/1MHz cond.	---	---	16.11	dBm	INFO
Ref. Frequency	---	---	5182.000	MHz	INFO

READ SA SETTINGS:

RefLevel [dBm] | RefLevelOffset [dB] | InpAtt [dB]	24.11 | 16.49 | 25
Start [MHz] | Stop [MHz]	5155.000 | 5205.000
RBW [MHz] | VBW [MHz]	0.300000 | 1.000000
Detector | TraceMode	POS | MAXH
Sweep: time [ms] | count | points per Section | type	1 | 2500 | 1001 | SWE

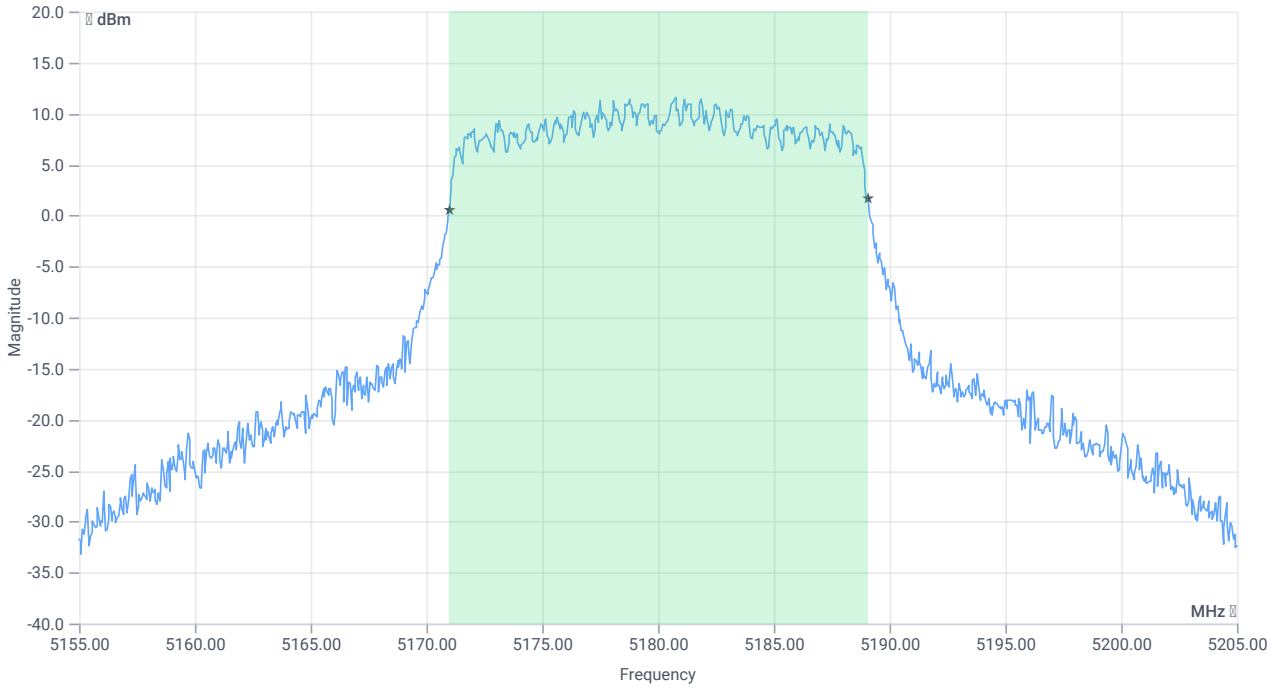

BW 99PCT

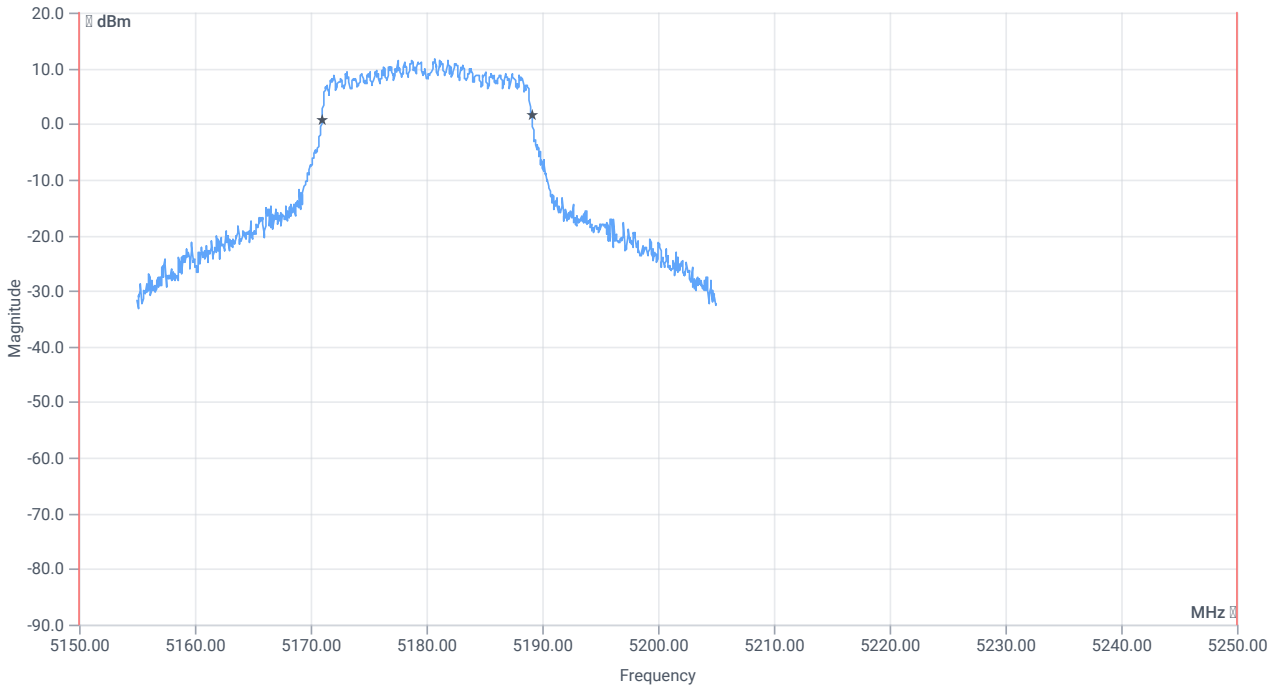

BW within Band 99PCT

RESULT

DESCRIPTION	LOWER LIMIT	UPPER LIMIT	MEASURED	UNIT	VERDICT
Bandwidth 99%	---	---	18.082	MHz	INFO
T1 99%	5150.000000	---	5171.0090	MHz	PASS
T2 99%	---	5250.000000	5189.0909	MHz	PASS

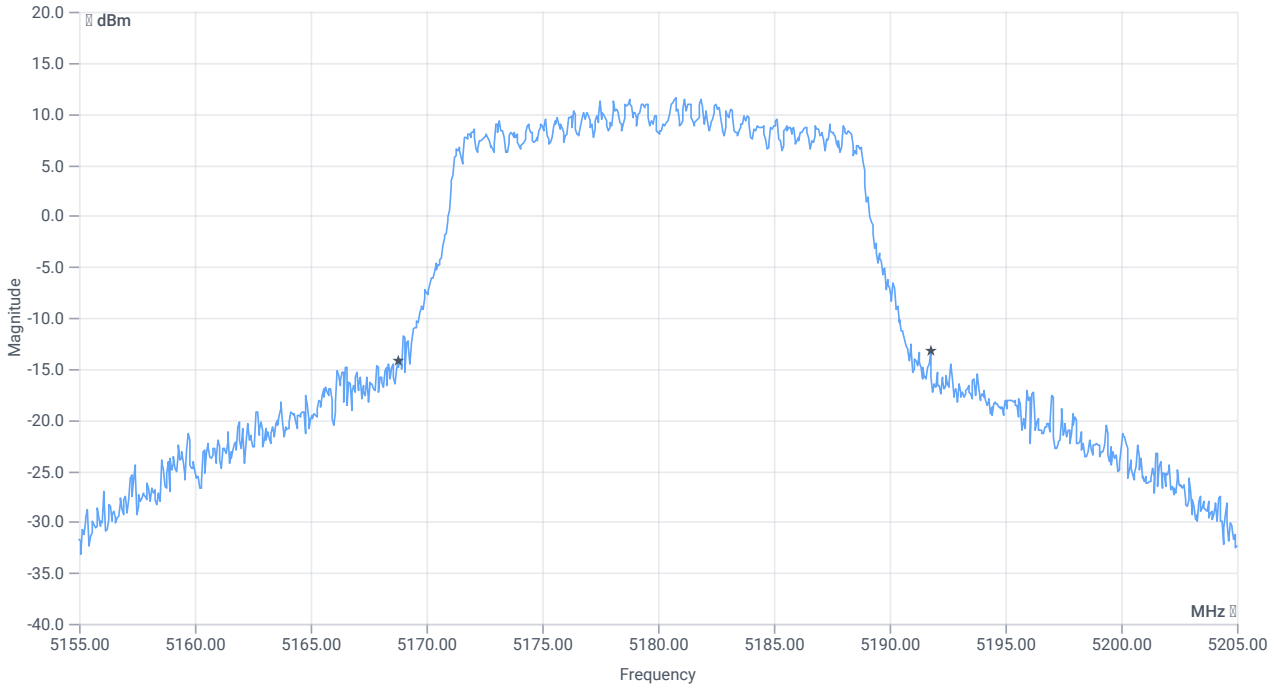

BW 26dB

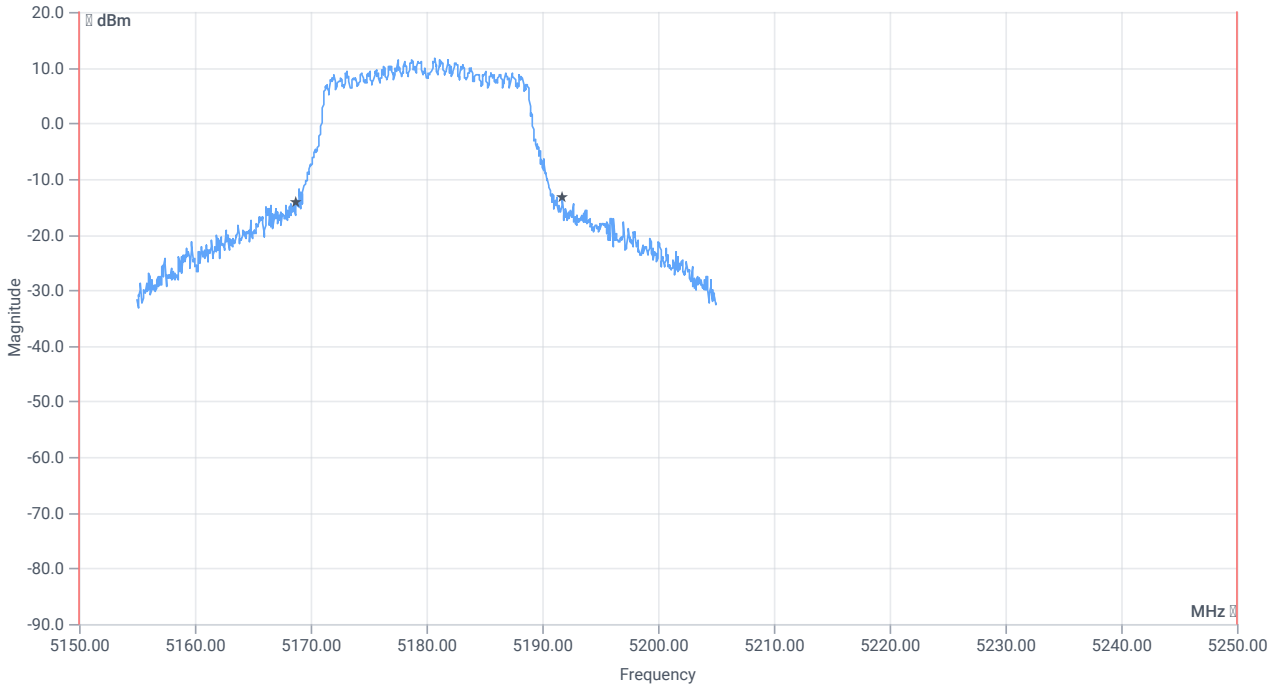

BW within Band 26dB

RESULT

DESCRIPTION	LOWER LIMIT	UPPER LIMIT	MEASURED	UNIT	VERDICT
Bandwidth 26dB	---	---	23	MHz	INFO
T1 26dB	5150.000000	---	5168.7500	MHz	PASS
T2 26dB	---	5250.000000	5191.7500	MHz	PASS

Verdict
PASS

FCC 15.407 # MIMO ∑ Max output power and psd ~ WLAN5Gx ac-VHT20 mode U-NII-1

References

TC start	18.01.2024 12:39:10
Ambit temp [°C] | humidity [rel%]	22.4 | 30
System version	4.7.1.5
Standard | Version	FCC 15.407 | NI
Method	
Description	MIMO ∑ FCC Power & psd - WLAN5Gx ac-VHT20 mode U-NII-1
Information	

EUT Common Settings WLAN5Gx

Number of Antenna Ports	2
User Interaction	No
Device Class UNII_1	Client
Limit W52 Japan	Standard

Test Parameter

Technology to test	WLAN5Gx ac-VHT20 mode
Antenna port used	several
Temperature	nom
Voltage	nom
Frequency low to test	True | Freq [MHz] 5180
Frequency mid to test	False | Freq [MHz] 5200
Frequency high to test	False | Freq [MHz] 5240
Auto control enabled power supply | Climatic Box	No | No
Additional path loss [dB]	1.4
Full path name | type	None

Equipment

Test at TX 5180 MHz

RESULT Power

DESCRIPTION	LOWER LIMIT	UPPER LIMIT	MEASURED	UNIT	VERDICT
Ant:1 Max Output Power DC corrected	---	---	18.63	dBm	INFO
Ant:1 BW 26dB	---	---	30.200	MHz	INFO
Ant:2 Max Output Power DC corrected	---	---	18.39	dBm	INFO
Ant:2 BW 26dB	---	---	23.440	MHz	INFO
∑ Limit absolute	---	24	21.52	dBm	PASS
∑ Limit: 11 dBm + 10 log 23.44	---	24.7	21.52	dBm	na

RESULT PSD

DESCRIPTION	LOWER LIMIT	UPPER LIMIT	MEASURED	UNIT	VERDICT
Ant:1 PSD	---	---	7.89	dBm/1MHz	INFO
Ant:2 PSD	---	---	7.66	dBm/1MHz	INFO
∑	---	11	10.79	dBm/1MHz	PASS

Verdict
PASS

FCC 15.407 # Max output power and psd ~ WLAN5Gx ac-VHT20 mode U-NII-1

References

TC start	18.01.2024 12:47:09
Ambit temp [°C] | humidity [rel%]	22.4 | 30
System version	4.7.1.5
Standard | Version	FCC 15.407 | NI
Method	KDB789033 D02, F., E.2.e.
Description	FCC 15.407 Max Output Power & PSD - WLAN5Gx ac-VHT20 mode U-NII-1
Information	

EUT Common Settings WLAN5Gx

Number of Antenna Ports	2
User Interaction	No
Device Class UNII_1	Client
Limit W52 Japan	Standard

Test Parameter

Technology to test	WLAN5Gx ac-VHT20 mode
Antenna port used	1
Temperature	nom
Voltage	nom
Frequency low to test	False | Freq [MHz] 5180
Frequency mid to test	True | Freq [MHz] 5200
Frequency high to test	False | Freq [MHz] 5240
Auto control enabled power supply | Climatic Box	No | No
Additional path loss [dB]	1.4
Full path name | type	EUT - SignalingUnit - SpectrumAnalyzer

Equipment

Signal analyzer,Rohde&Schwarz,FSV-40,1307.9002K40/101042,3.70
Switch matrix,CTCadvanced,SPM-4 NI DAQ,28016133,NI

Test at TX 5200 MHz

RESULT: Reference Power cond.

DESCRIPTION	LOWER LIMIT	UPPER LIMIT	MEASURED	UNIT	VERDICT
Ref. Power 1MHz/1MHz cond.	---	---	15.36	dBm	INFO
Ref. Frequency	---	---	5197.600	MHz	INFO

Evaluation max. Duty Cycle

Duty Cycle evaluation

DESCRIPTION	LOWER LIMIT	UPPER LIMIT	MEASURED	UNIT	VERDICT
No enough Bursts detected, Duty Cycle Burst Ratio set to 1					
Duty Cycle (Burst Ratio) max	---	---	1	---	INFO
Duty Cycle max	---	---	0	dB	INFO
Duty Cycle (Burst Ratio) min	---	---	1	---	INFO
Duty Cycle min	---	---	0	dB	INFO

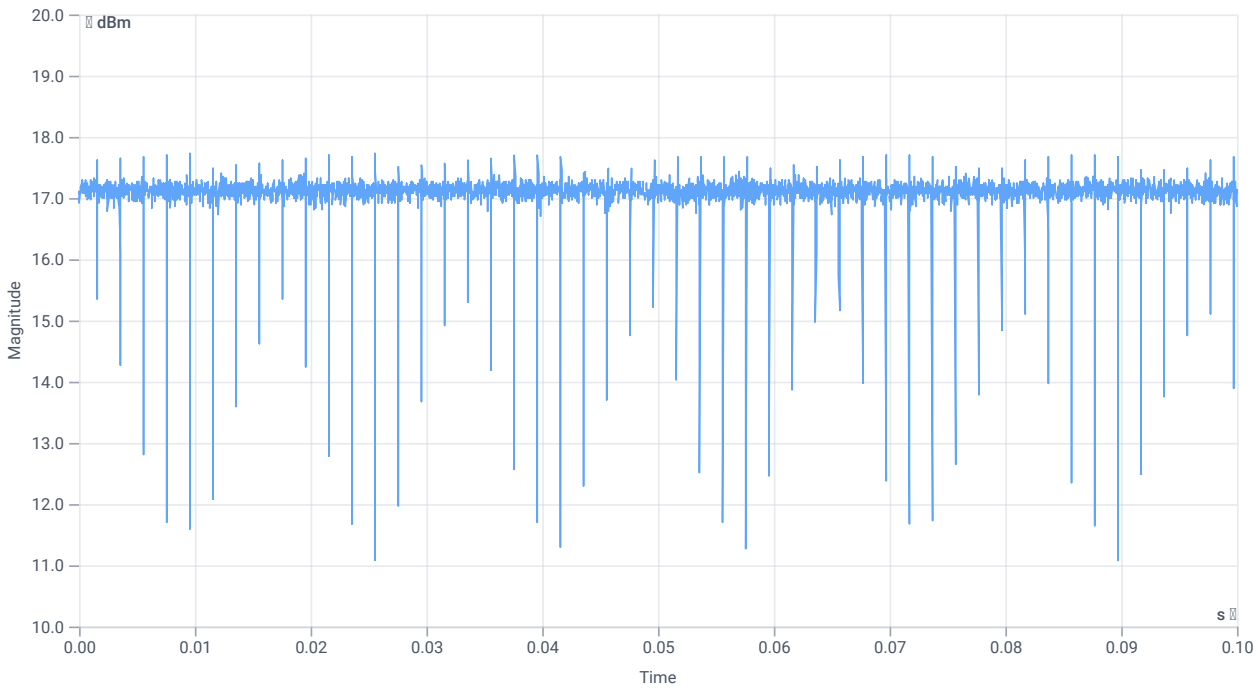

Duty cycle

Evaluation Bandwidth

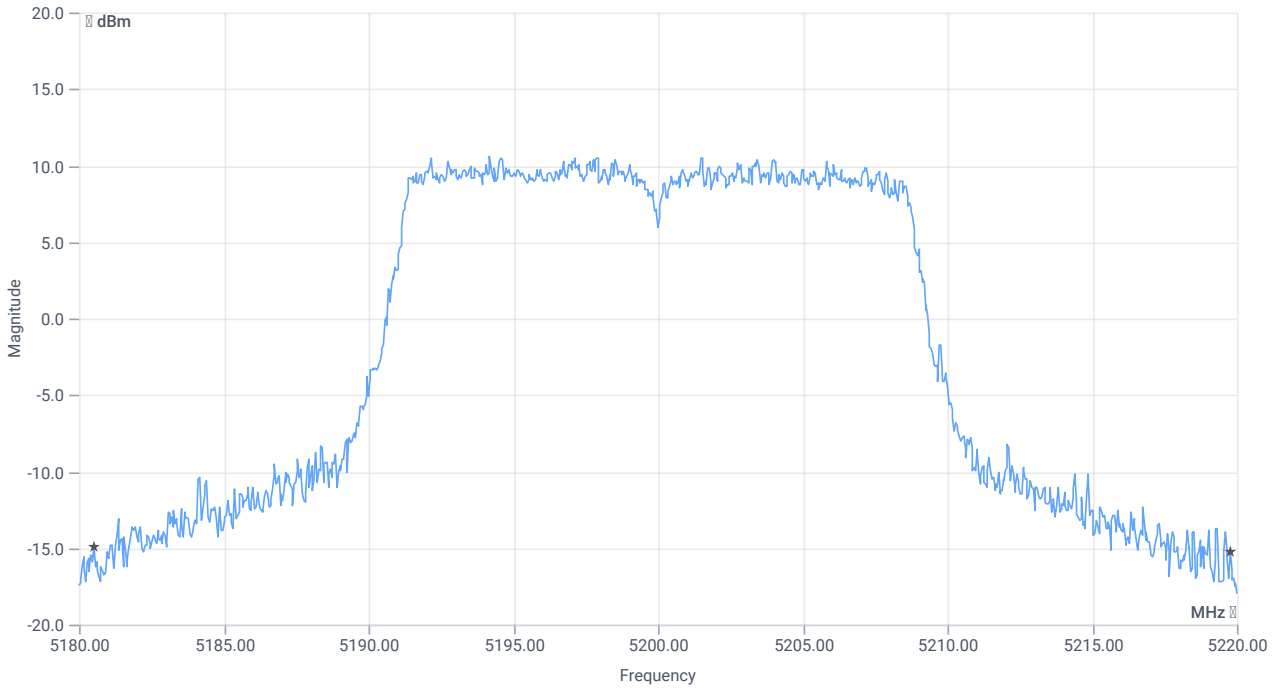

BW 26dB

RESULT

DESCRIPTION	LOWER LIMIT	UPPER LIMIT	MEASURED	UNIT	VERDICT
Bandwidth 26dB	---	---	39.24	MHz	INFO
T1 26dB	---	---	5180.5200	MHz	INFO
T2 26dB	---	---	5219.7600	MHz	INFO

Maximum Output Power

READ SA SETTINGS:

RefLevel [dBm] | RefLevelOffset [dB] | InpAtt [dB]	27.36 | 16.41 | 25
Start [MHz] | Stop [MHz]	5180.000 | 5220.000
RBW [MHz] | VBW [MHz]	1.000000 | 3.000000
Detector | TraceMode	RMS | MAXH
Sweep: time [ms] | count | points per Section | type	53700 | 1 | 161 | SWE

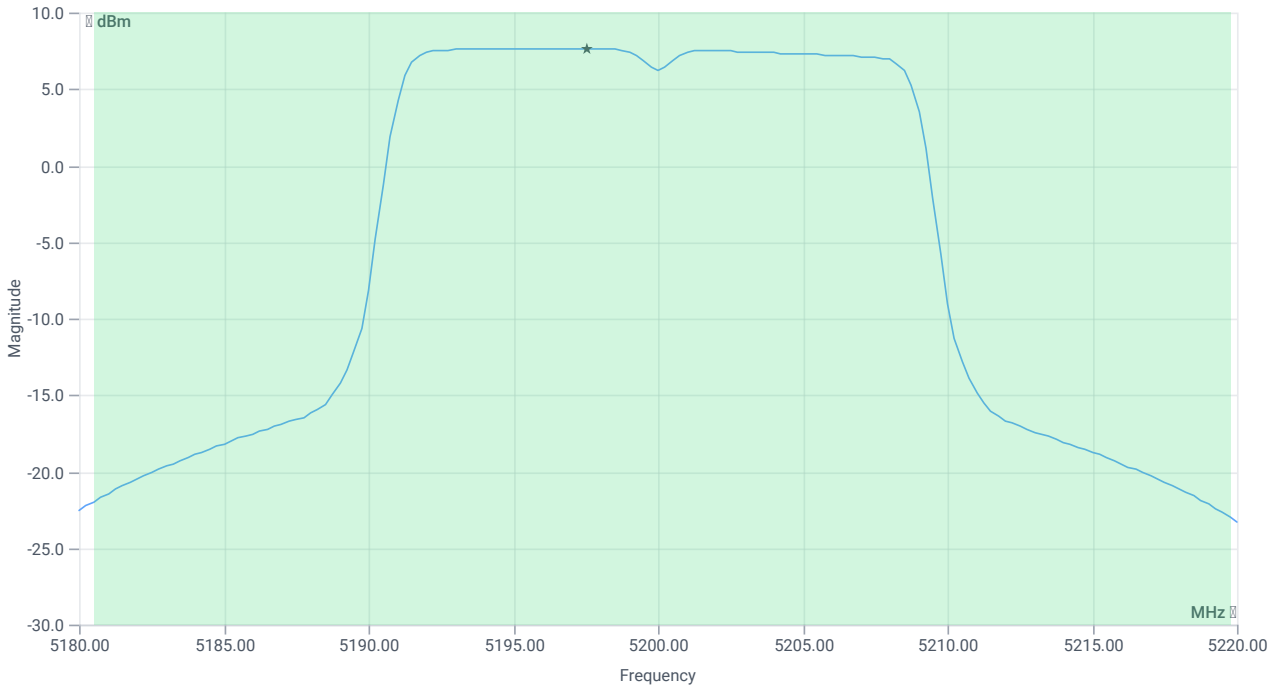

Max OP and PSD

RESULT

DESCRIPTION	LOWER LIMIT	UPPER LIMIT	MEASURED	UNIT	VERDICT
Max Output Power	---	---	19.62	dBm	INFO
Duty Cycle Correction	---	---	0	dB	INFO
Limit absolute					
Max Output Power DC corrected	---	24	19.62	dBm	PASS
Limit: 11 dBm + 10 log 39.24					
Max Output Power DC corrected	---	26.94	19.62	dBm	na

Power Spectral Density

RESULT

DESCRIPTION	LOWER LIMIT	UPPER LIMIT	MEASURED	UNIT	VERDICT
Power Spectral Density	---	---	7.63	dBm/1MHz	INFO
Duty Cycle Correction	---	---	0	dB	INFO
Power Spectral Density DC corrected	---	11	7.63	dBm/1MHz	PASS

Verdict
PASS

FCC 15.407, ISED RSS247 # Bandwidths 99PCT and 20dB ~ WLAN5Gx ac-VHT20 mode U-NII-1

References

TC start	18.01.2024 12:48:38
Ambit temp [°C] | humidity [rel%]	22.4 | 30
System version	4.7.1.5
Standard | Version	FCC 15.407, ISED RSS247 | NI
Method	26dB Bandwidth KDB789033 D02, C.1 / ISED RSS-GEN
Description	FCC 15.407 Bandwidths - WLAN5Gx ac-VHT20 mode U-NII-1
Information	

EUT Common Settings WLAN5Gx

Number of Antenna Ports	2
User Interaction	No
Device Class UNII_1	Client
Limit W52 Japan	Standard

Test Parameter

Technology to test	WLAN5Gx ac-VHT20 mode
Antenna port used	1
Temperature	nom
Voltage	nom
Frequency low to test	False | Freq [MHz] 5180
Frequency mid to test	True | Freq [MHz] 5200
Frequency high to test	False | Freq [MHz] 5240
Auto control enabled power supply | Climatic Box	No | No
Additional path loss [dB]	1.4
Full path name | type	EUT - SignalingUnit - SpectrumAnalyzer

Equipment

Signal analyzer,Rohde&Schwarz,FSV-40,1307.9002K40/101042,3.70
Switch matrix,CTCadvanced,SPM-4 NI DAQ,28016133,NI

Test at TX 5200 MHz

RESULT: Reference Power cond.

DESCRIPTION	LOWER LIMIT	UPPER LIMIT	MEASURED	UNIT	VERDICT
Ref. Power 1MHz/1MHz cond.	---	---	15.91	dBm	INFO
Ref. Frequency	---	---	5194.810	MHz	INFO

READ SA SETTINGS:

RefLevel [dBm] | RefLevelOffset [dB] | InpAtt [dB]	23.91 | 16.41 | 25
Start [MHz] | Stop [MHz]	5175.000 | 5225.000
RBW [MHz] | VBW [MHz]	0.300000 | 1.000000
Detector | TraceMode	POS | MAXH
Sweep: time [ms] | count | points per Section | type	1 | 2500 | 1001 | SWE

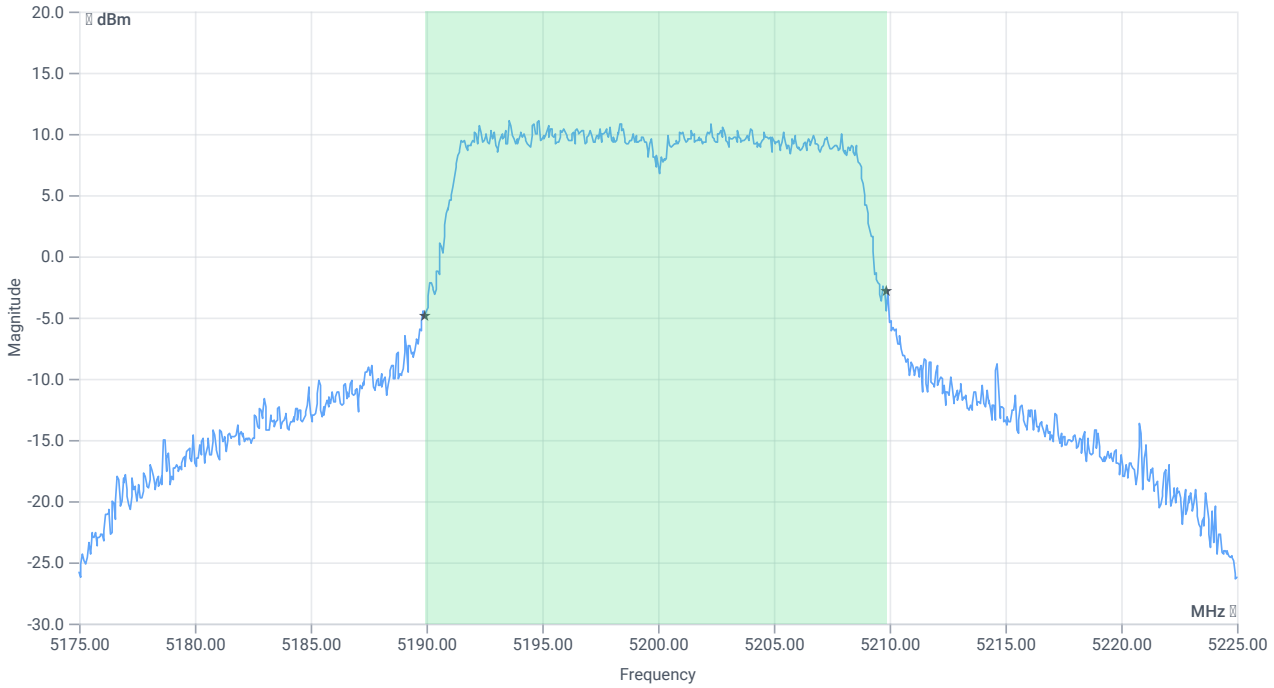

BW 99PCT

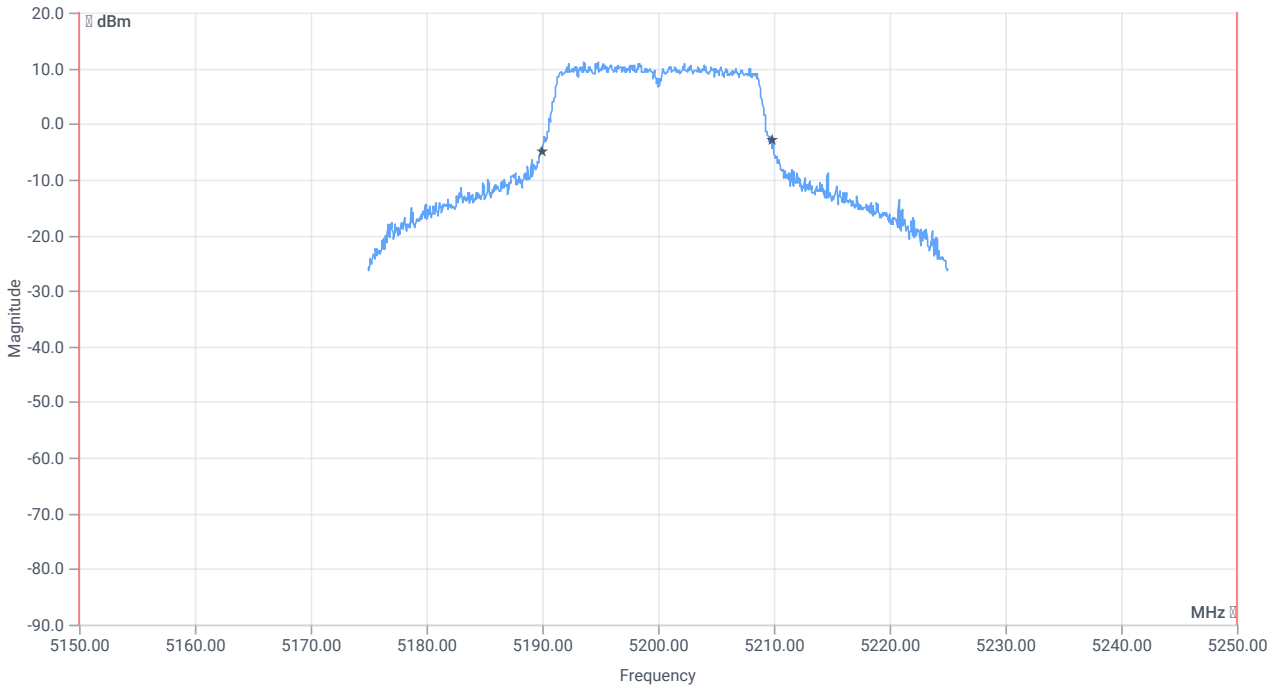

BW within Band 99PCT

RESULT

DESCRIPTION	LOWER LIMIT	UPPER LIMIT	MEASURED	UNIT	VERDICT
Bandwidth 99%	---	---	19.93	MHz	INFO
T1 99%	5150.000000	---	5189.9600	MHz	PASS
T2 99%	---	5250.000000	5209.8901	MHz	PASS

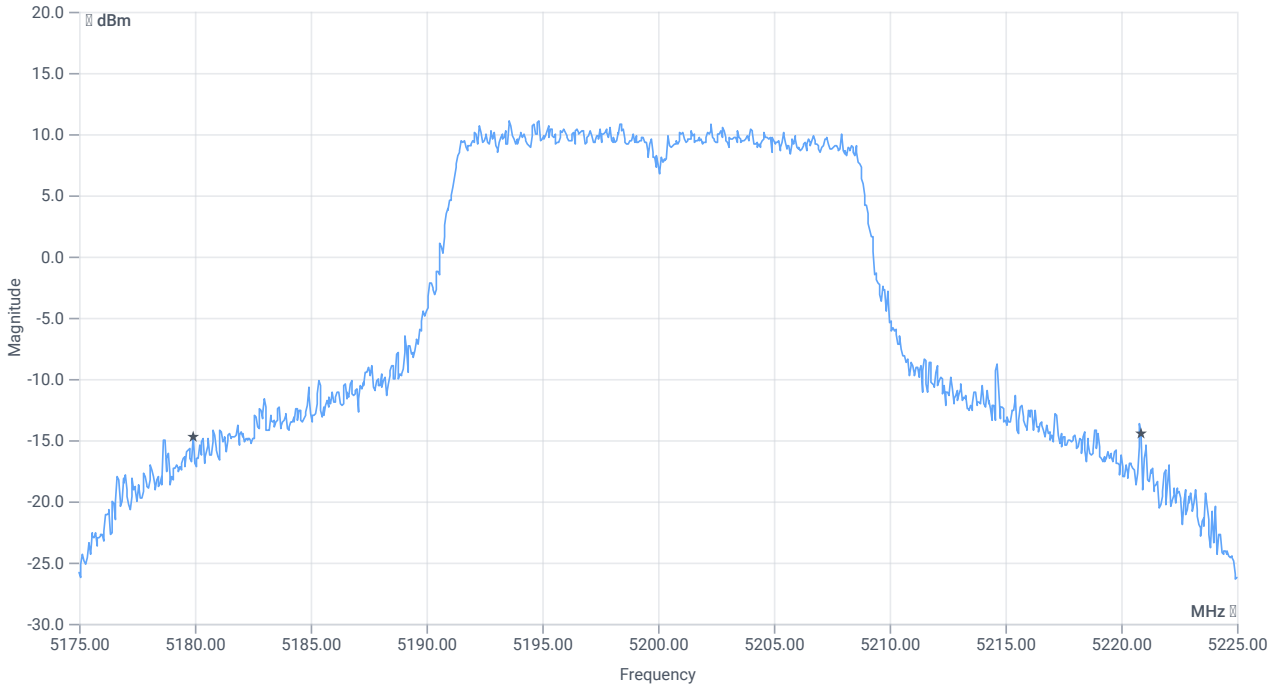

BW 26dB

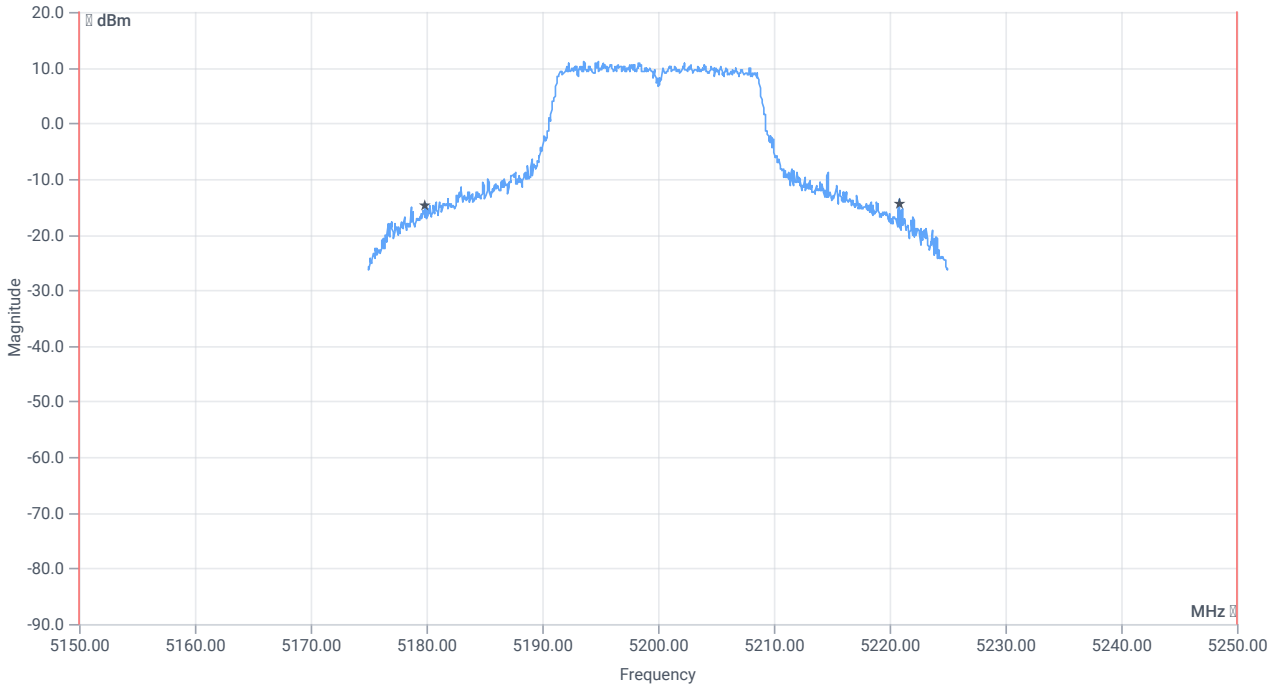

BW within Band 26dB

RESULT

DESCRIPTION	LOWER LIMIT	UPPER LIMIT	MEASURED	UNIT	VERDICT
Bandwidth 26dB	---	---	40.95	MHz	INFO
T1 26dB	5150.000000	---	5179.9000	MHz	PASS
T2 26dB	---	5250.000000	5220.8500	MHz	PASS

Verdict
PASS

FCC 15.407 # Max output power and psd ~ WLAN5Gx ac-VHT20 mode U-NII-1

References

TC start	18.01.2024 12:49:14
Ambit temp [°C] | humidity [rel%]	22.3 | 30
System version	4.7.1.5
Standard | Version	FCC 15.407 | NI
Method	KDB789033 D02, F., E.2.e.
Description	FCC 15.407 Max Output Power & PSD - WLAN5Gx ac-VHT20 mode U-NII-1
Information	

EUT Common Settings WLAN5Gx

Number of Antenna Ports	2
User Interaction	No
Device Class UNII_1	Client
Limit W52 Japan	Standard

Test Parameter

Technology to test	WLAN5Gx ac-VHT20 mode
Antenna port used	2
Temperature	nom
Voltage	nom
Frequency low to test	False | Freq [MHz] 5180
Frequency mid to test	True | Freq [MHz] 5200
Frequency high to test	False | Freq [MHz] 5240
Auto control enabled power supply | Climatic Box	No | No
Additional path loss [dB]	1.4
Full path name | type	EUT - SignalingUnit - SpectrumAnalyzer

Equipment

Signal analyzer,Rohde&Schwarz,FSV-40,1307.9002K40/101042,3.70
Switch matrix,CTCadvanced,SPM-4 NI DAQ,28016133,NI

Test at TX 5200 MHz

RESULT: Reference Power cond.

DESCRIPTION	LOWER LIMIT	UPPER LIMIT	MEASURED	UNIT	VERDICT
Ref. Power 1MHz/1MHz cond.	---	---	16.83	dBm	INFO
Ref. Frequency	---	---	5196.200	MHz	INFO

Evaluation max. Duty Cycle

Duty Cycle evaluation

DESCRIPTION	LOWER LIMIT	UPPER LIMIT	MEASURED	UNIT	VERDICT
No enough Bursts detected, Duty Cycle Burst Ratio set to 1					
Duty Cycle (Burst Ratio) max	---	---	1	---	INFO
Duty Cycle max	---	---	0	dB	INFO
Duty Cycle (Burst Ratio) min	---	---	1	---	INFO
Duty Cycle min	---	---	0	dB	INFO

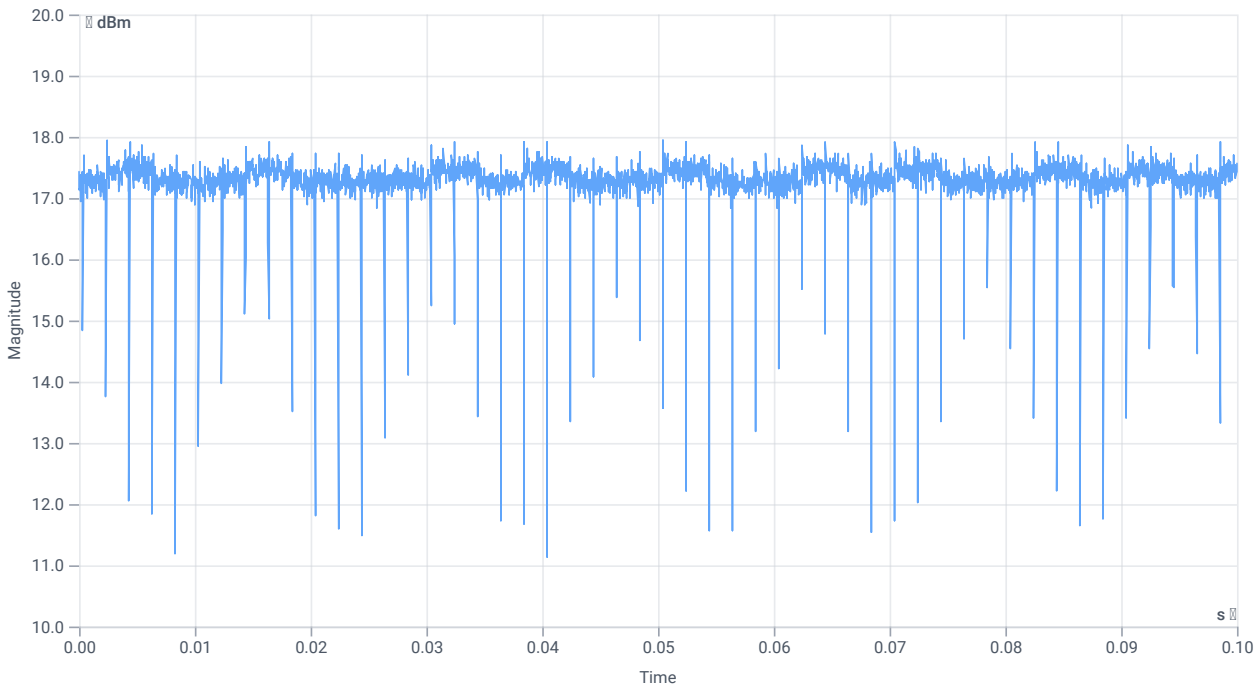

Duty cycle

Evaluation Bandwidth

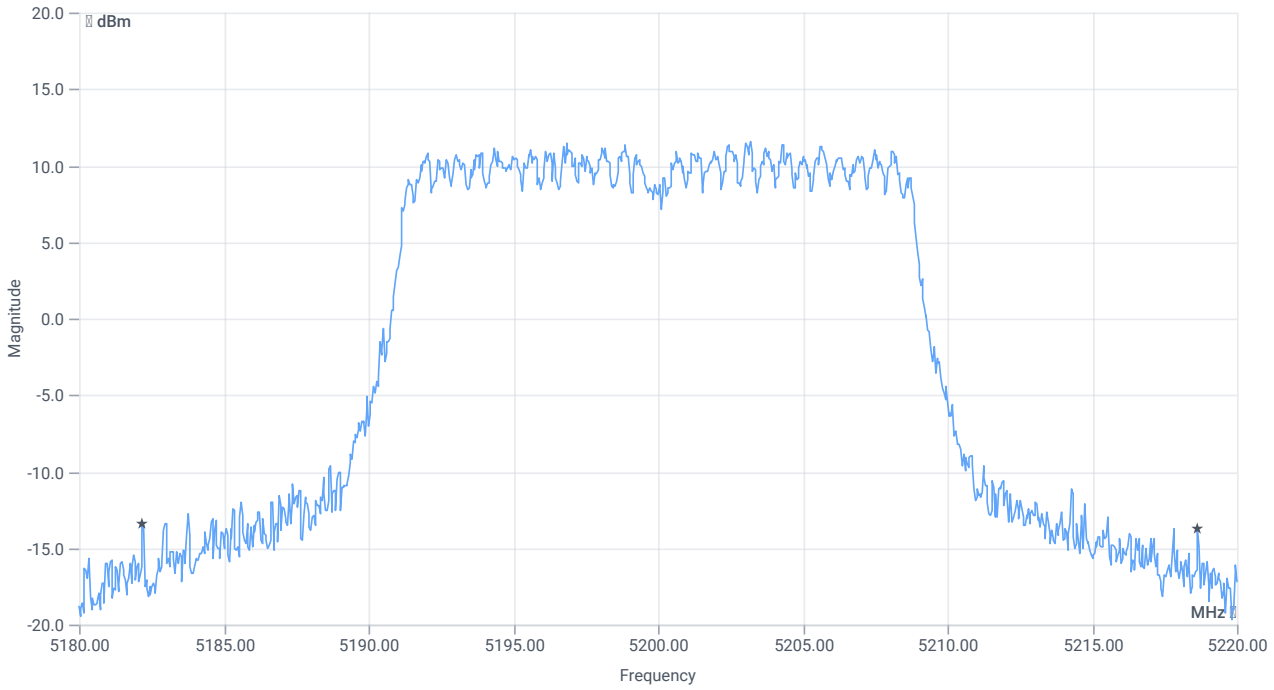

BW 26dB

RESULT

DESCRIPTION	LOWER LIMIT	UPPER LIMIT	MEASURED	UNIT	VERDICT
Bandwidth 26dB	---	---	36.44	MHz	INFO
T1 26dB	---	---	5182.2000	MHz	INFO
T2 26dB	---	---	5218.6400	MHz	INFO

Maximum Output Power

READ SA SETTINGS:

RefLevel [dBm] | RefLevelOffset [dB] | InpAtt [dB]	28.83 | 16.41 | 30
Start [MHz] | Stop [MHz]	5180.000 | 5220.000
RBW [MHz] | VBW [MHz]	1.000000 | 3.000000
Detector | TraceMode	RMS | MAXH
Sweep: time [ms] | count | points per Section | type	53700 | 1 | 161 | SWE

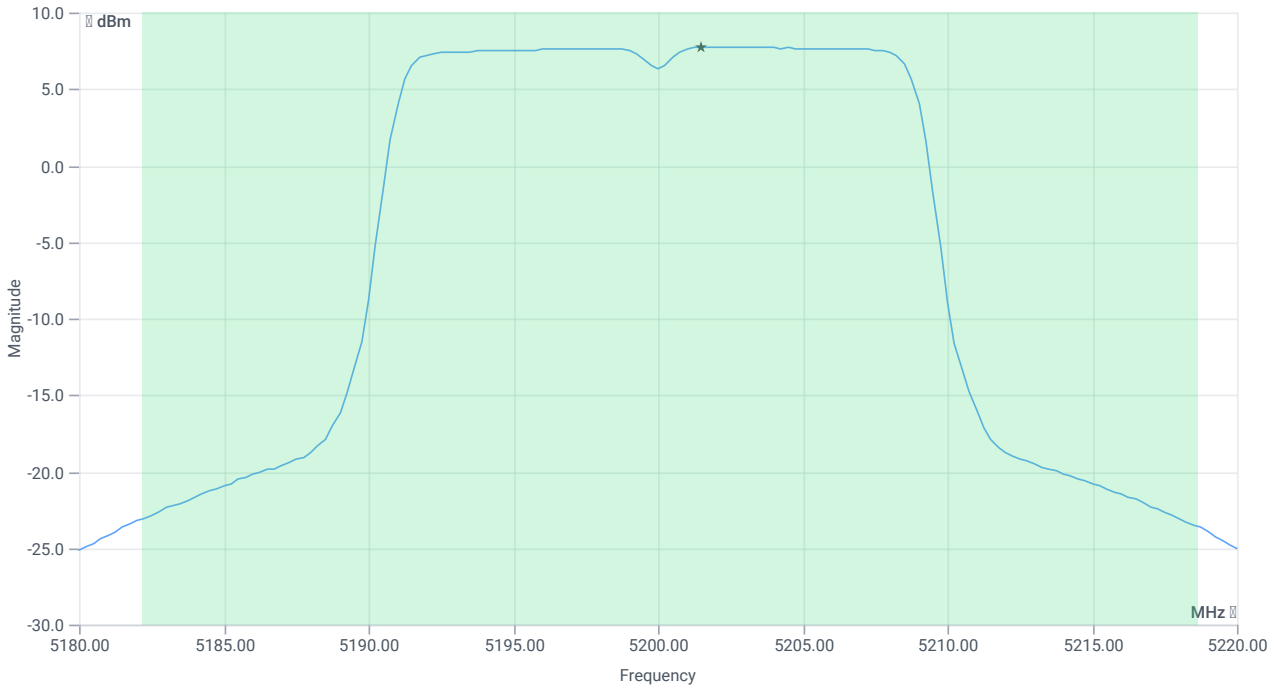

Max OP and PSD

RESULT

DESCRIPTION	LOWER LIMIT	UPPER LIMIT	MEASURED	UNIT	VERDICT
Max Output Power	---	---	19.75	dBm	INFO
Duty Cycle Correction	---	---	0	dB	INFO
Limit absolute					
Max Output Power DC corrected	---	24	19.75	dBm	PASS
Limit: 11 dBm + 10 log 36.44					
Max Output Power DC corrected	---	26.62	19.75	dBm	na

Power Spectral Density

RESULT

DESCRIPTION	LOWER LIMIT	UPPER LIMIT	MEASURED	UNIT	VERDICT
Power Spectral Density	---	---	7.71	dBm/1MHz	INFO
Duty Cycle Correction	---	---	0	dB	INFO
Power Spectral Density DC corrected	---	11	7.71	dBm/1MHz	PASS

Verdict
PASS

FCC 15.407, ISED RSS247 # Bandwidths 99PCT and 20dB ~ WLAN5Gx ac-VHT20 mode U-NII-1

References

TC start	18.01.2024 12:50:43
Ambit temp [°C] | humidity [rel%]	22.3 | 30
System version	4.7.1.5
Standard | Version	FCC 15.407, ISED RSS247 | NI
Method	26dB Bandwidth KDB789033 D02, C.1 / ISED RSS-GEN
Description	FCC 15.407 Bandwidths - WLAN5Gx ac-VHT20 mode U-NII-1
Information	

EUT Common Settings WLAN5Gx

Number of Antenna Ports	2
User Interaction	No
Device Class UNII_1	Client
Limit W52 Japan	Standard

Test Parameter

Technology to test	WLAN5Gx ac-VHT20 mode
Antenna port used	2
Temperature	nom
Voltage	nom
Frequency low to test	False | Freq [MHz] 5180
Frequency mid to test	True | Freq [MHz] 5200
Frequency high to test	False | Freq [MHz] 5240
Auto control enabled power supply | Climatic Box	No | No
Additional path loss [dB]	1.4
Full path name | type	EUT - SignalingUnit - SpectrumAnalyzer

Equipment

Signal analyzer,Rohde&Schwarz,FSV-40,1307.9002K40/101042,3.70
Switch matrix,CTCadvanced,SPM-4 NI DAQ,28016133,NI

Test at TX 5200 MHz

RESULT: Reference Power cond.

DESCRIPTION	LOWER LIMIT	UPPER LIMIT	MEASURED	UNIT	VERDICT
Ref. Power 1MHz/1MHz cond.	---	---	16.32	dBm	INFO
Ref. Frequency	---	---	5203.800	MHz	INFO

READ SA SETTINGS:

RefLevel [dBm] | RefLevelOffset [dB] | InpAtt [dB]	24.32 | 16.41 | 25
Start [MHz] | Stop [MHz]	5175.000 | 5225.000
RBW [MHz] | VBW [MHz]	0.300000 | 1.000000
Detector | TraceMode	POS | MAXH
Sweep: time [ms] | count | points per Section | type	1 | 2500 | 1001 | SWE

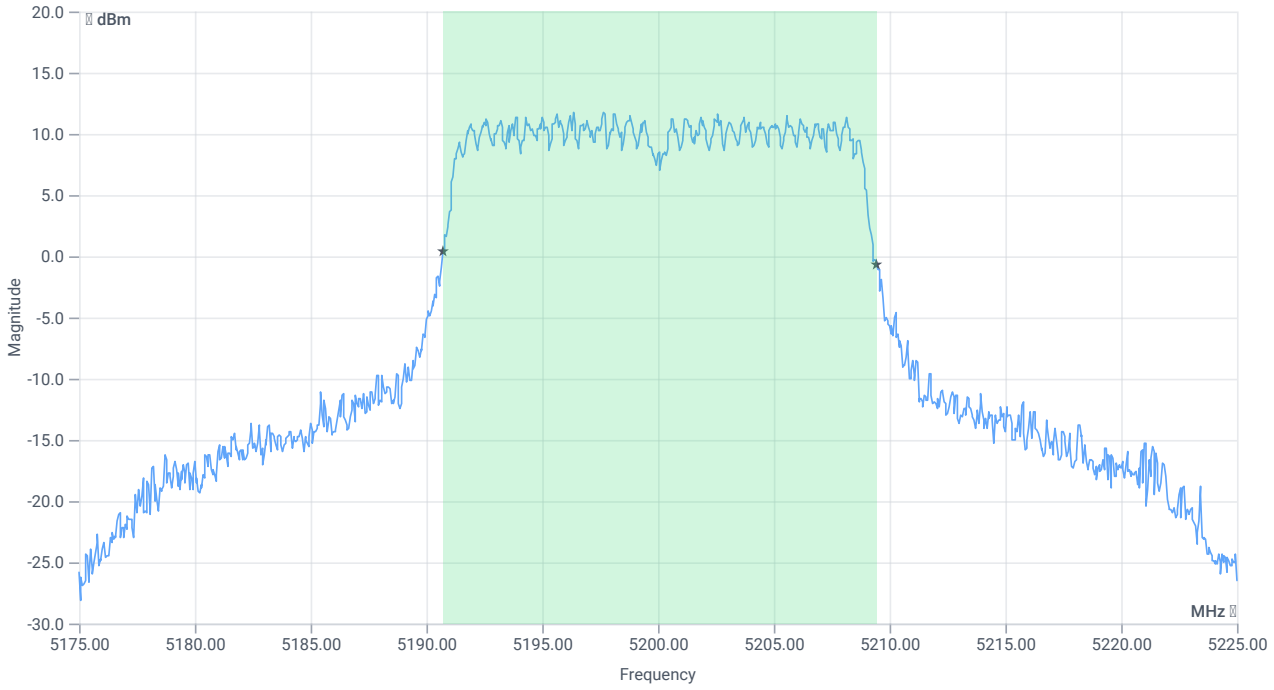

BW 99PCT

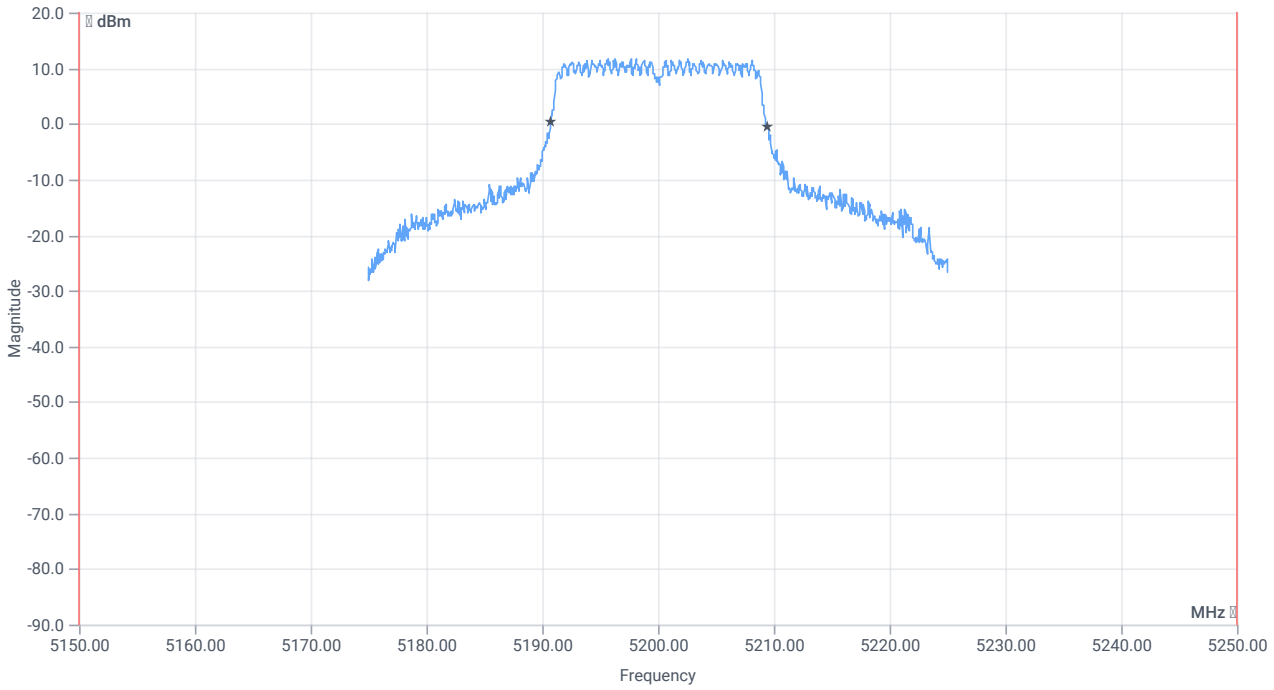

BW within Band 99PCT

RESULT

DESCRIPTION	LOWER LIMIT	UPPER LIMIT	MEASURED	UNIT	VERDICT
Bandwidth 99%	---	---	18.731	MHz	INFO
T1 99%	5150.000000	---	5190.7093	MHz	PASS
T2 99%	---	5250.000000	5209.4406	MHz	PASS

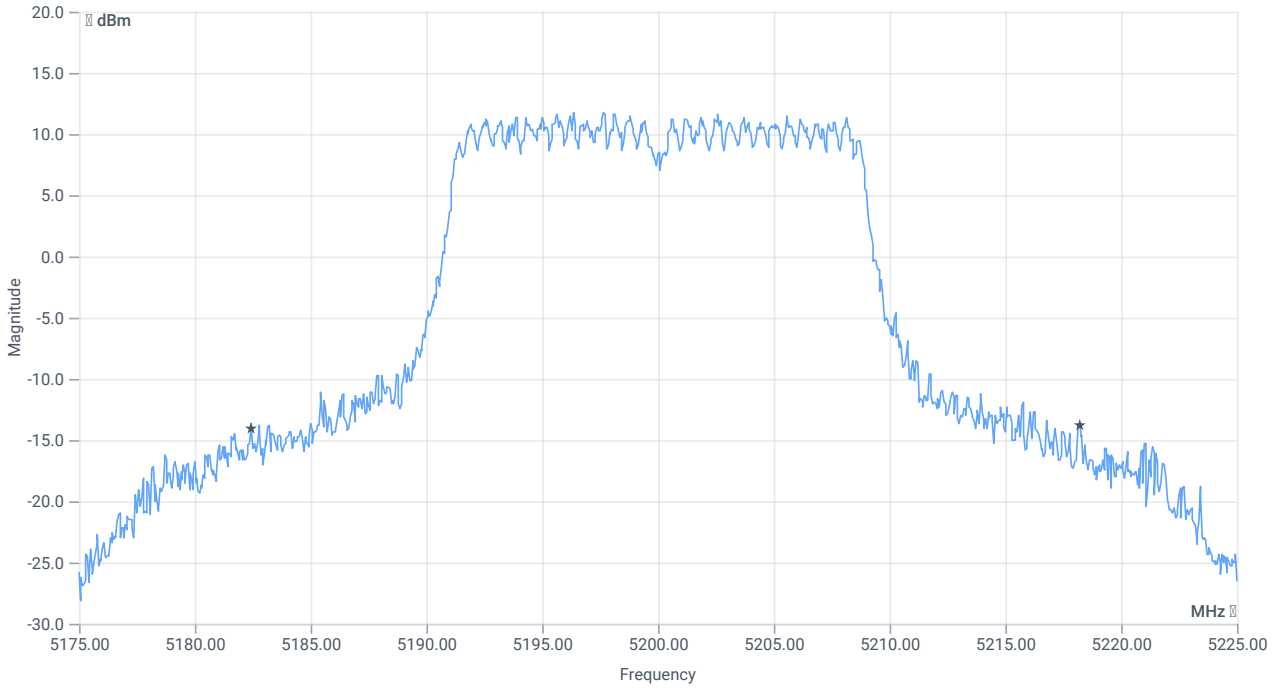

BW 26dB

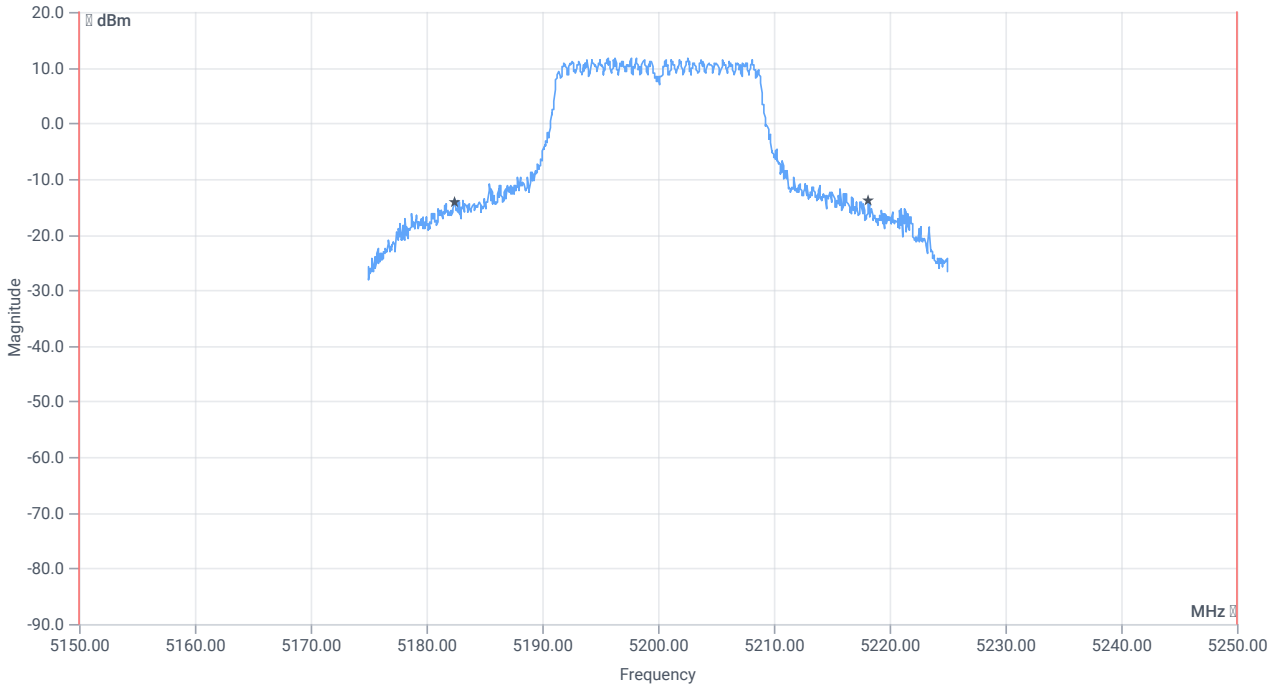

BW within Band 26dB

RESULT

DESCRIPTION	LOWER LIMIT	UPPER LIMIT	MEASURED	UNIT	VERDICT
Bandwidth 26dB	---	---	35.8	MHz	INFO
T1 26dB	5150.000000	---	5182.4000	MHz	PASS
T2 26dB	---	5250.000000	5218.2000	MHz	PASS

Verdict
PASS

FCC 15.407 # MIMO ∑ Max output power and psd ~ WLAN5Gx ac-VHT20 mode U-NII-1

References

TC start	18.01.2024 12:51:20
Ambit temp [°C] | humidity [rel%]	22.3 | 30
System version	4.7.1.5
Standard | Version	FCC 15.407 | NI
Method	
Description	MIMO ∑ FCC Power & psd - WLAN5Gx ac-VHT20 mode U-NII-1
Information	

EUT Common Settings WLAN5Gx

Number of Antenna Ports	2
User Interaction	No
Device Class UNII_1	Client
Limit W52 Japan	Standard

Test Parameter

Technology to test	WLAN5Gx ac-VHT20 mode
Antenna port used	several
Temperature	nom
Voltage	nom
Frequency low to test	False | Freq [MHz] 5180
Frequency mid to test	True | Freq [MHz] 5200
Frequency high to test	False | Freq [MHz] 5240
Auto control enabled power supply | Climatic Box	No | No
Additional path loss [dB]	1.4
Full path name | type	None

Equipment

Test at TX 5200 MHz

RESULT Power

DESCRIPTION	LOWER LIMIT	UPPER LIMIT	MEASURED	UNIT	VERDICT
Ant:1 Max Output Power DC corrected	---	---	19.62	dBm	INFO
Ant:1 BW 26dB	---	---	39.240	MHz	INFO
Ant:2 Max Output Power DC corrected	---	---	19.75	dBm	INFO
Ant:2 BW 26dB	---	---	36.440	MHz	INFO
∑ Limit absolute	---	24	22.7	dBm	PASS
∑ Limit: 11 dBm + 10 log 36.44	---	26.62	22.7	dBm	na

RESULT PSD

DESCRIPTION	LOWER LIMIT	UPPER LIMIT	MEASURED	UNIT	VERDICT
Ant:1 PSD	---	---	7.63	dBm/1MHz	INFO
Ant:2 PSD	---	---	7.71	dBm/1MHz	INFO
∑	---	11	10.68	dBm/1MHz	PASS

Verdict
PASS

FCC 15.407 # Max output power and psd ~ WLAN5Gx ac-VHT20 mode U-NII-1

References

TC start	22.01.2024 09:08:08
Ambit temp [°C] | humidity [rel%]	20.0 | 35
System version	4.7.1.5
Standard | Version	FCC 15.407 | NI
Method	KDB789033 D02, F., E.2.e.
Description	FCC 15.407 Max Output Power & PSD - WLAN5Gx ac-VHT20 mode U-NII-1
Information	

EUT Common Settings WLAN5Gx

Number of Antenna Ports	2
User Interaction	No
Device Class UNII_1	Client
Limit W52 Japan	Standard

Test Parameter

Technology to test	WLAN5Gx ac-VHT20 mode
Antenna port used	1
Temperature	nom
Voltage	nom
Frequency low to test	False | Freq [MHz] 5180
Frequency mid to test	False | Freq [MHz] 5200
Frequency high to test	True | Freq [MHz] 5240
Auto control enabled power supply | Climatic Box	No | No
Additional path loss [dB]	1.4
Full path name | type	EUT - SignalingUnit - SpectrumAnalyzer

Equipment

Signal analyzer,Rohde&Schwarz,FSV-40,1307.9002K40/101042,3.70
Switch matrix,CTCadvanced,SPM-4 NI DAQ,28016133,NI

Test at TX 5240 MHz

RESULT: Reference Power cond.

DESCRIPTION	LOWER LIMIT	UPPER LIMIT	MEASURED	UNIT	VERDICT
Ref. Power 1MHz/1MHz cond.	---	---	14.30	dBm	INFO
Ref. Frequency	---	---	5236.000	MHz	INFO

Evaluation max. Duty Cycle

Duty Cycle evaluation

DESCRIPTION	LOWER LIMIT	UPPER LIMIT	MEASURED	UNIT	VERDICT
Result Summary					
Number of detected Bursts:35					
Duty Cycle (Burst Ratio) max	---	---	0.975	---	INFO
Duty Cycle max	---	---	0.11	dB	INFO
Duty Cycle (Burst Ratio) min	---	---	0.927	---	INFO
Duty Cycle min	---	---	0.329	dB	INFO
Max TX Burst Length	---	---	2.975	ms	INFO
Min Gap Length	---	---	0.075	ms	INFO
Max Gap Length	---	---	0.075	ms	INFO

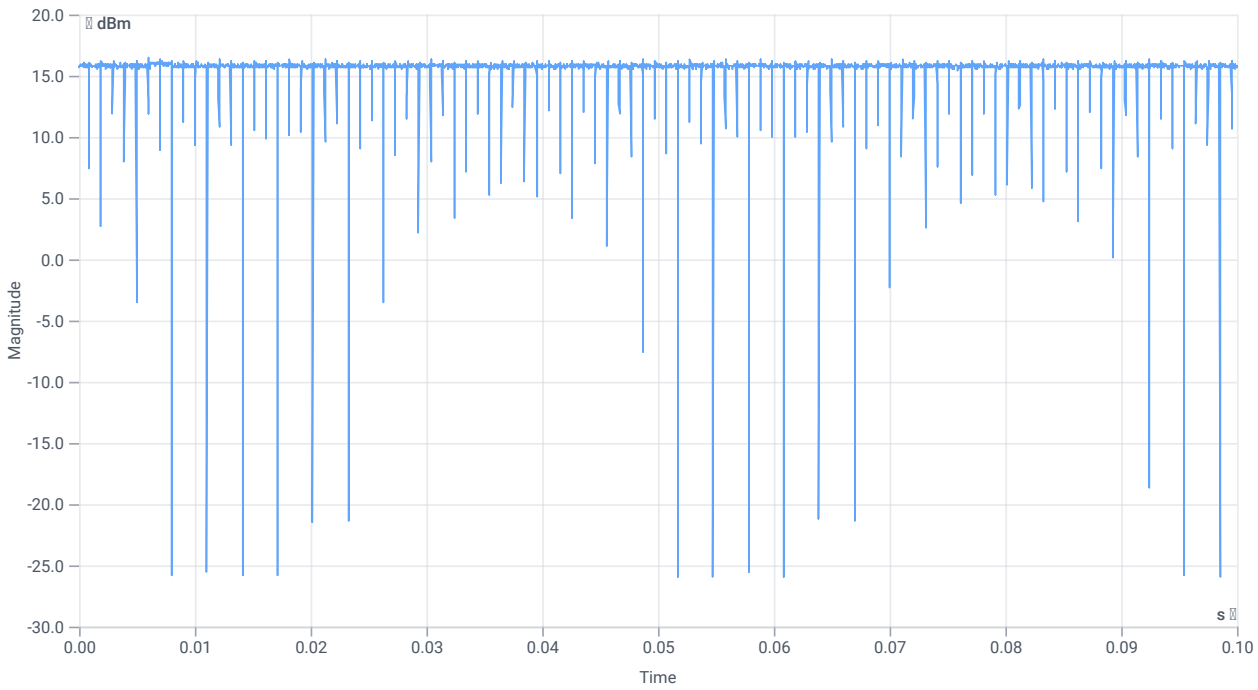

Duty cycle

Evaluation Bandwidth

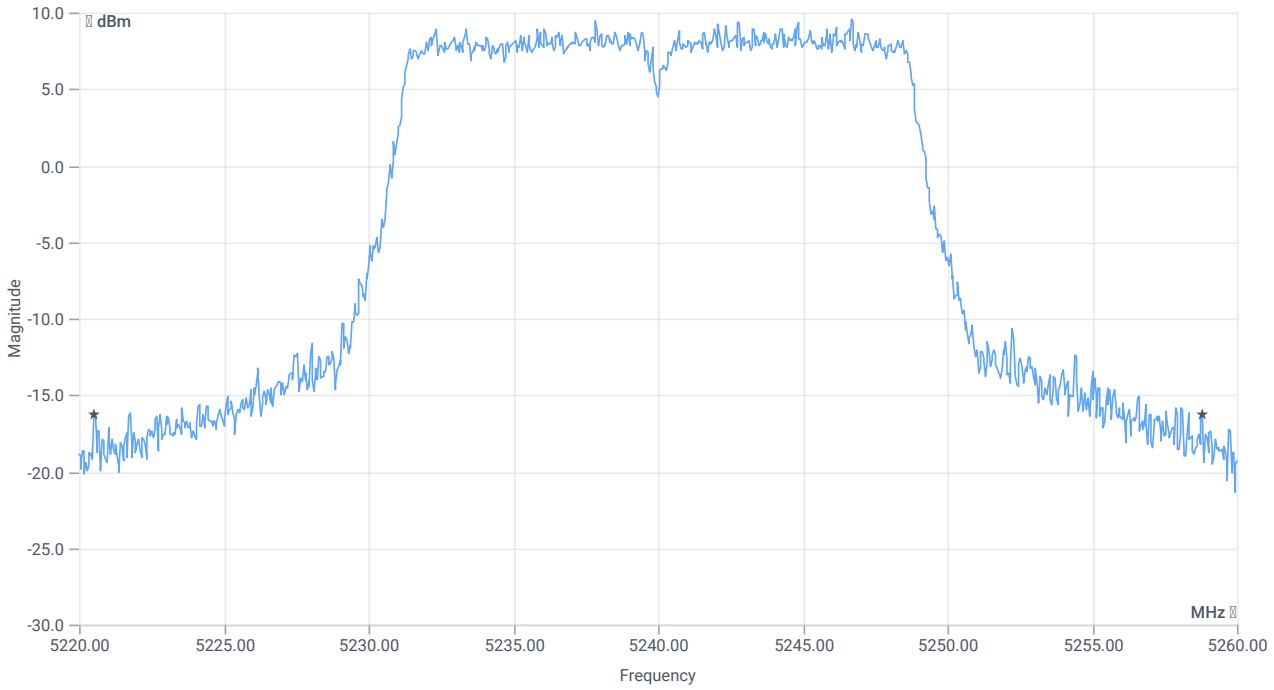

BW 26dB

RESULT

DESCRIPTION	LOWER LIMIT	UPPER LIMIT	MEASURED	UNIT	VERDICT
Bandwidth 26dB	---	---	38.28	MHz	INFO
T1 26dB	---	---	5220.5200	MHz	INFO
T2 26dB	---	---	5258.8000	MHz	INFO

Maximum Output Power

READ SA SETTINGS:

RefLevel [dBm] | RefLevelOffset [dB] | InpAtt [dB]	26.30 | 16.47 | 25
Start [MHz] | Stop [MHz]	5220.000 | 5260.000
RBW [MHz] | VBW [MHz]	1.000000 | 3.000000
Detector | TraceMode	RMS | MAXH
Sweep: time [ms] | count | points per Section | type	53700 | 1 | 161 | SWE

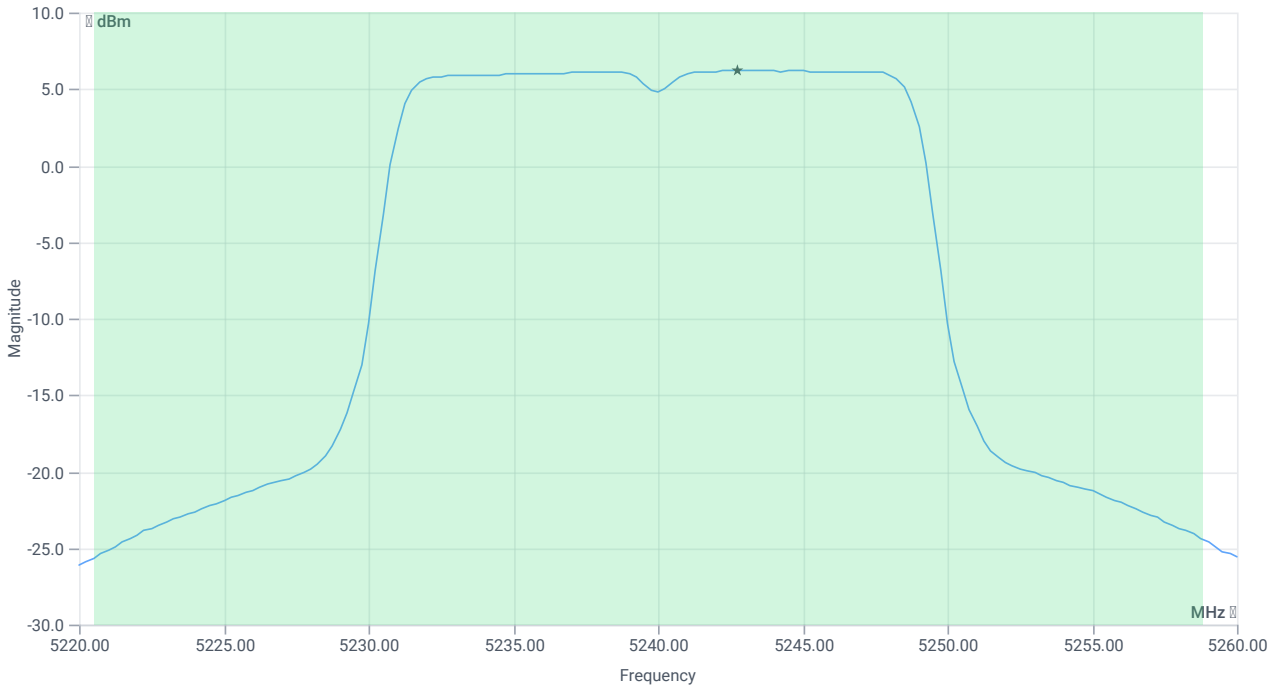

Max OP and PSD

RESULT

DESCRIPTION	LOWER LIMIT	UPPER LIMIT	MEASURED	UNIT	VERDICT
Max Output Power	---	---	18.22	dBm	INFO
Duty Cycle Correction	---	---	0.33	dB	INFO
Limit absolute					
Max Output Power DC corrected	---	24	18.55	dBm	PASS
Limit: 11 dBm + 10 log 38.28					
Max Output Power DC corrected	---	26.83	18.55	dBm	na

Power Spectral Density

RESULT

DESCRIPTION	LOWER LIMIT	UPPER LIMIT	MEASURED	UNIT	VERDICT
Power Spectral Density	---	---	6.18	dBm/1MHz	INFO
Duty Cycle Correction	---	---	0.33	dB	INFO
Power Spectral Density DC corrected	---	11	6.51	dBm/1MHz	PASS

Verdict
PASS

FCC 15.407, ISED RSS247 # Bandwidths 99PCT and 20dB ~ WLAN5Gx ac-VHT20 mode U-NII-1

References

TC start	22.01.2024 09:09:38
Ambit temp [°C] | humidity [rel%]	19.9 | 35
System version	4.7.1.5
Standard | Version	FCC 15.407, ISED RSS247 | NI
Method	26dB Bandwidth KDB789033 D02, C.1 / ISED RSS-GEN
Description	FCC 15.407 Bandwidths - WLAN5Gx ac-VHT20 mode U-NII-1
Information	

EUT Common Settings WLAN5Gx

Number of Antenna Ports	2
User Interaction	No
Device Class UNII_1	Client
Limit W52 Japan	Standard

Test Parameter

Technology to test	WLAN5Gx ac-VHT20 mode
Antenna port used	1
Temperature	nom
Voltage	nom
Frequency low to test	False | Freq [MHz] 5180
Frequency mid to test	False | Freq [MHz] 5200
Frequency high to test	True | Freq [MHz] 5240
Auto control enabled power supply | Climatic Box	No | No
Additional path loss [dB]	1.4
Full path name | type	EUT - SignalingUnit - SpectrumAnalyzer

Equipment

Signal analyzer,Rohde&Schwarz,FSV-40,1307.9002K40/101042,3.70
Switch matrix,CTCadvanced,SPM-4 NI DAQ,28016133,NI

Test at TX 5240 MHz

RESULT: Reference Power cond.

DESCRIPTION	LOWER LIMIT	UPPER LIMIT	MEASURED	UNIT	VERDICT
Ref. Power 1MHz/1MHz cond.	---	---	14.09	dBm	INFO
Ref. Frequency	---	---	5245.990	MHz	INFO

READ SA SETTINGS:

RefLevel [dBm] | RefLevelOffset [dB] | InpAtt [dB]	22.09 | 16.47 | 25
Start [MHz] | Stop [MHz]	5215.000 | 5265.000
RBW [MHz] | VBW [MHz]	0.300000 | 1.000000
Detector | TraceMode	POS | MAXH
Sweep: time [ms] | count | points per Section | type	1 | 2500 | 1001 | SWE

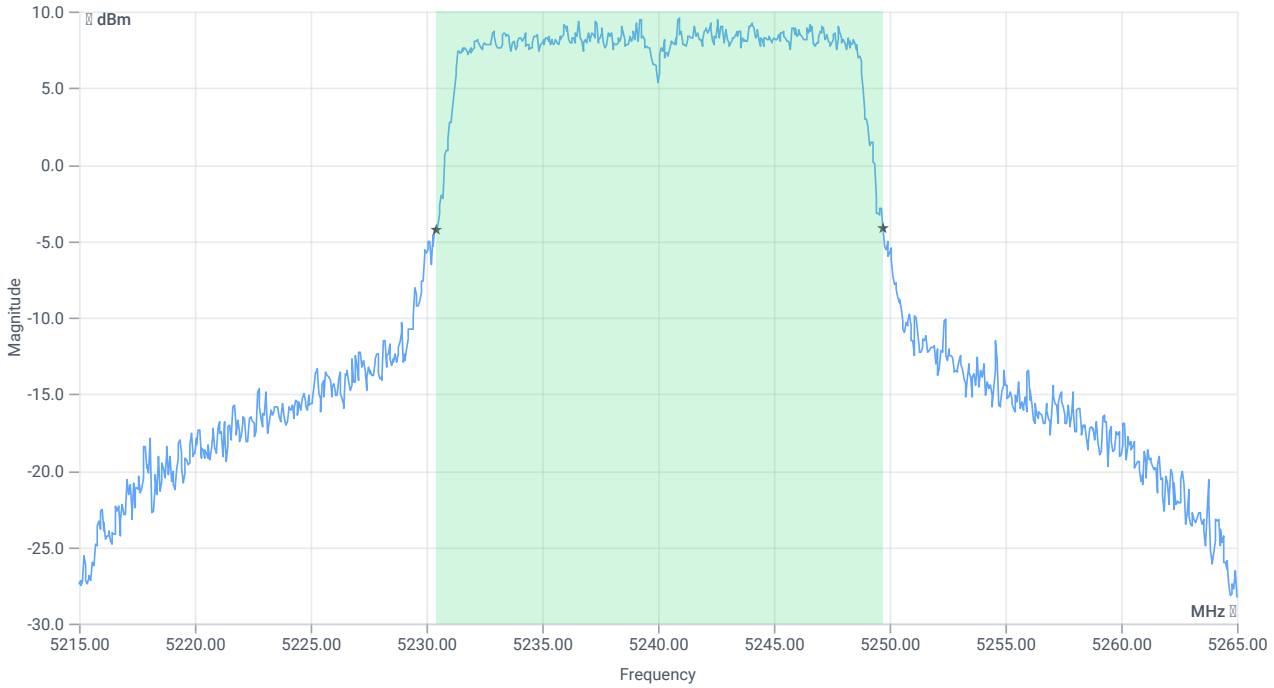

BW 99PCT

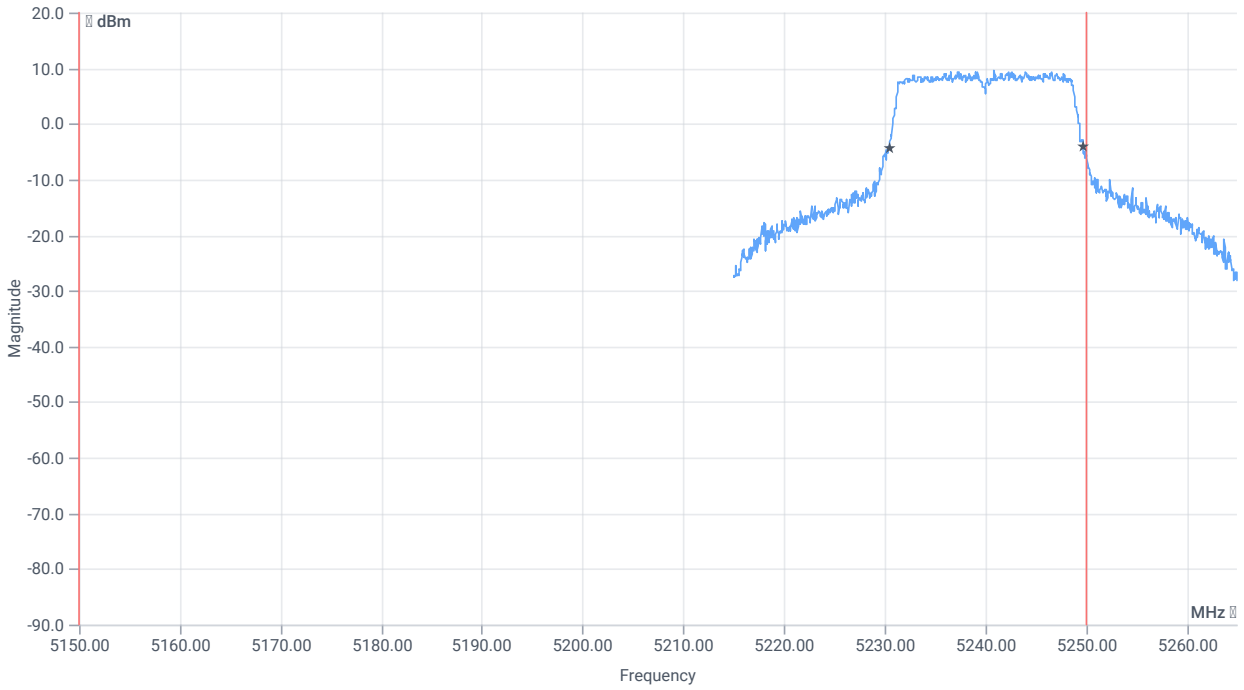

BW within Band 99PCT

RESULT

DESCRIPTION	LOWER LIMIT	UPPER LIMIT	MEASURED	UNIT	VERDICT
Bandwidth 99%	---	---	19.231	MHz	INFO
T1 99%	5150.000000	---	5230.4595	MHz	PASS
T2 99%	---	5250.000000	5249.6903	MHz	PASS

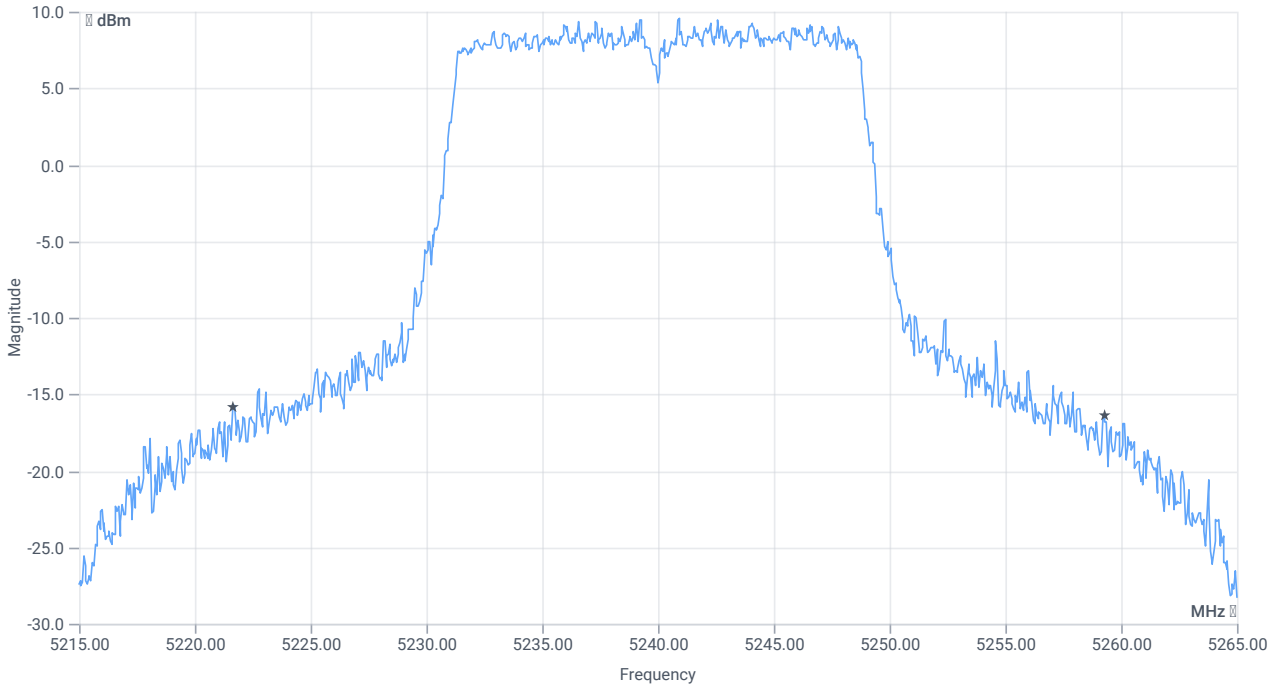

BW 26dB

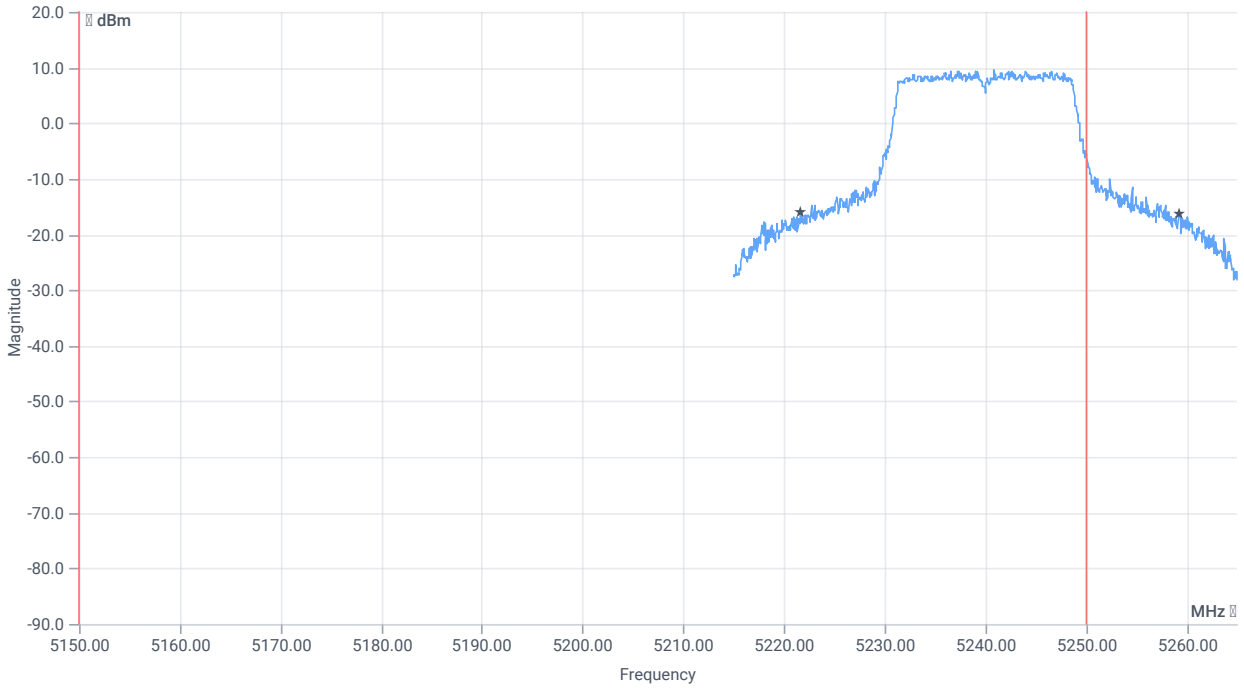

BW within Band 26dB

RESULT

DESCRIPTION	LOWER LIMIT	UPPER LIMIT	MEASURED	UNIT	VERDICT
Bandwidth 26dB	---	---	37.6	MHz	INFO
T1 26dB	5150.000000	---	5221.6500	MHz	PASS
T2 26dB	---	5250.000000	5259.2500	MHz	DFS required

Verdict
PASS

FCC 15.407 # Max output power and psd ~ WLAN5Gx ac-VHT20 mode U-NII-1

References

TC start	22.01.2024 09:10:09
Ambit temp [°C] | humidity [rel%]	19.8 | 35
System version	4.7.1.5
Standard | Version	FCC 15.407 | NI
Method	KDB789033 D02, F., E.2.e.
Description	FCC 15.407 Max Output Power & PSD - WLAN5Gx ac-VHT20 mode U-NII-1
Information	

EUT Common Settings WLAN5Gx

Number of Antenna Ports	2
User Interaction	No
Device Class UNII_1	Client
Limit W52 Japan	Standard

Test Parameter

Technology to test	WLAN5Gx ac-VHT20 mode
Antenna port used	2
Temperature	nom
Voltage	nom
Frequency low to test	False | Freq [MHz] 5180
Frequency mid to test	False | Freq [MHz] 5200
Frequency high to test	True | Freq [MHz] 5240
Auto control enabled power supply | Climatic Box	No | No
Additional path loss [dB]	1.4
Full path name | type	EUT - SignalingUnit - SpectrumAnalyzer

Equipment

Signal analyzer,Rohde&Schwarz,FSV-40,1307.9002K40/101042,3.70
Switch matrix,CTCadvanced,SPM-4 NI DAQ,28016133,NI

Test at TX 5240 MHz

RESULT: Reference Power cond.

DESCRIPTION	LOWER LIMIT	UPPER LIMIT	MEASURED	UNIT	VERDICT
Ref. Power 1MHz/1MHz cond.	---	---	16.09	dBm	INFO
Ref. Frequency	---	---	5238.200	MHz	INFO

Evaluation max. Duty Cycle

Duty Cycle evaluation

DESCRIPTION	LOWER LIMIT	UPPER LIMIT	MEASURED	UNIT	VERDICT
Result Summary					
Number of detected Bursts:36					
Duty Cycle (Burst Ratio) max	---	---	0.975	---	INFO
Duty Cycle max	---	---	0.11	dB	INFO
Duty Cycle (Burst Ratio) min	---	---	0.927	---	INFO
Duty Cycle min	---	---	0.329	dB	INFO
Max TX Burst Length	---	---	2.975	ms	INFO
Min Gap Length	---	---	0.075	ms	INFO
Max Gap Length	---	---	0.075	ms	INFO

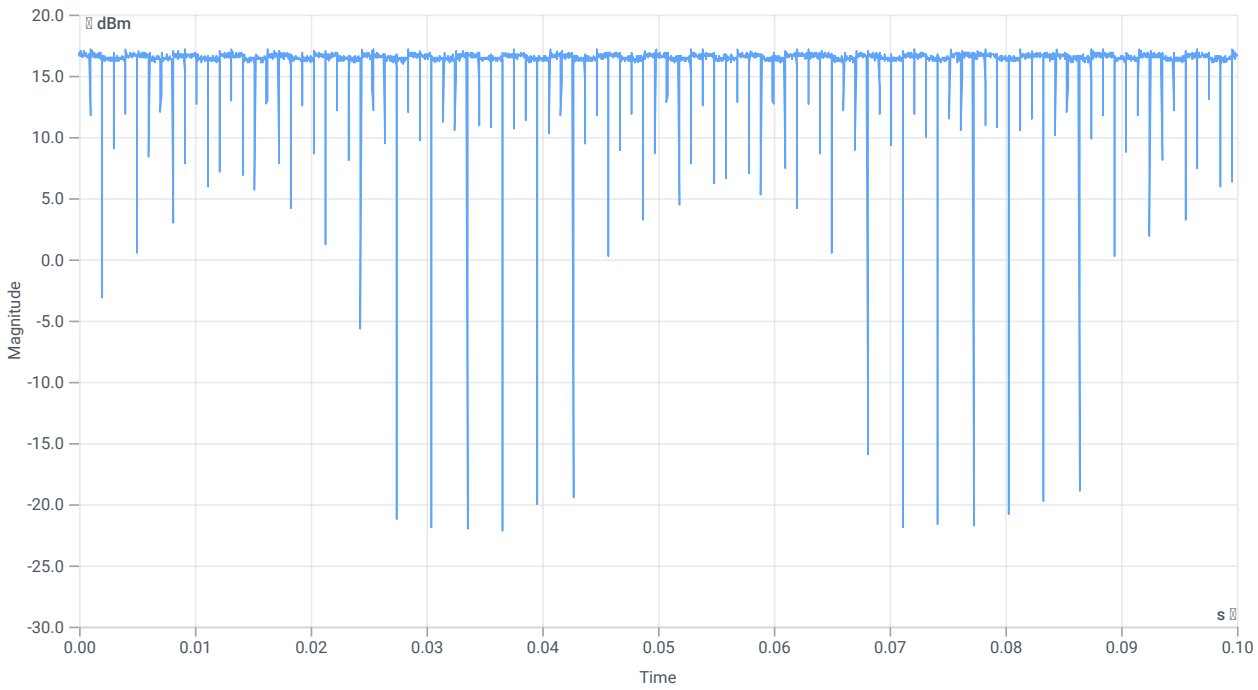

Duty cycle

Evaluation Bandwidth

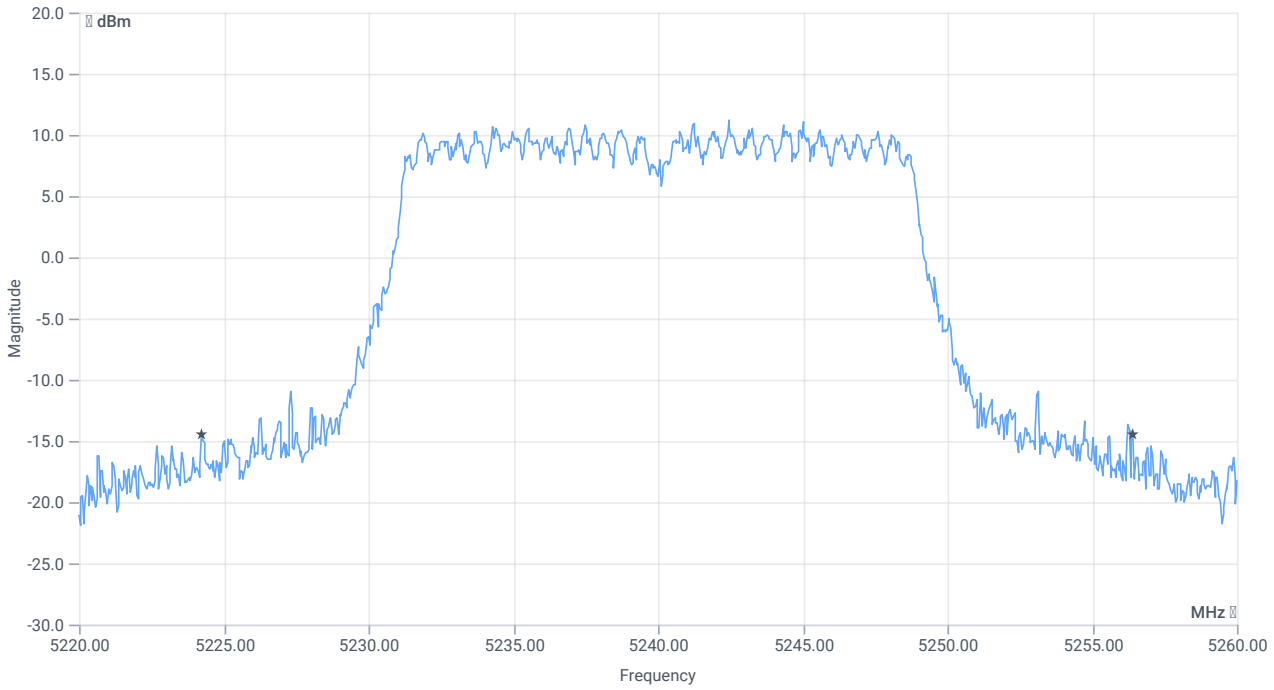

BW 26dB

RESULT

DESCRIPTION	LOWER LIMIT	UPPER LIMIT	MEASURED	UNIT	VERDICT
Bandwidth 26dB	---	---	32.16	MHz	INFO
T1 26dB	---	---	5224.2400	MHz	INFO
T2 26dB	---	---	5256.4000	MHz	INFO

Maximum Output Power

READ SA SETTINGS:

RefLevel [dBm] | RefLevelOffset [dB] | InpAtt [dB]	28.09 | 16.47 | 30
Start [MHz] | Stop [MHz]	5220.000 | 5260.000
RBW [MHz] | VBW [MHz]	1.000000 | 3.000000
Detector | TraceMode	RMS | MAXH
Sweep: time [ms] | count | points per Section | type	53700 | 1 | 161 | SWE

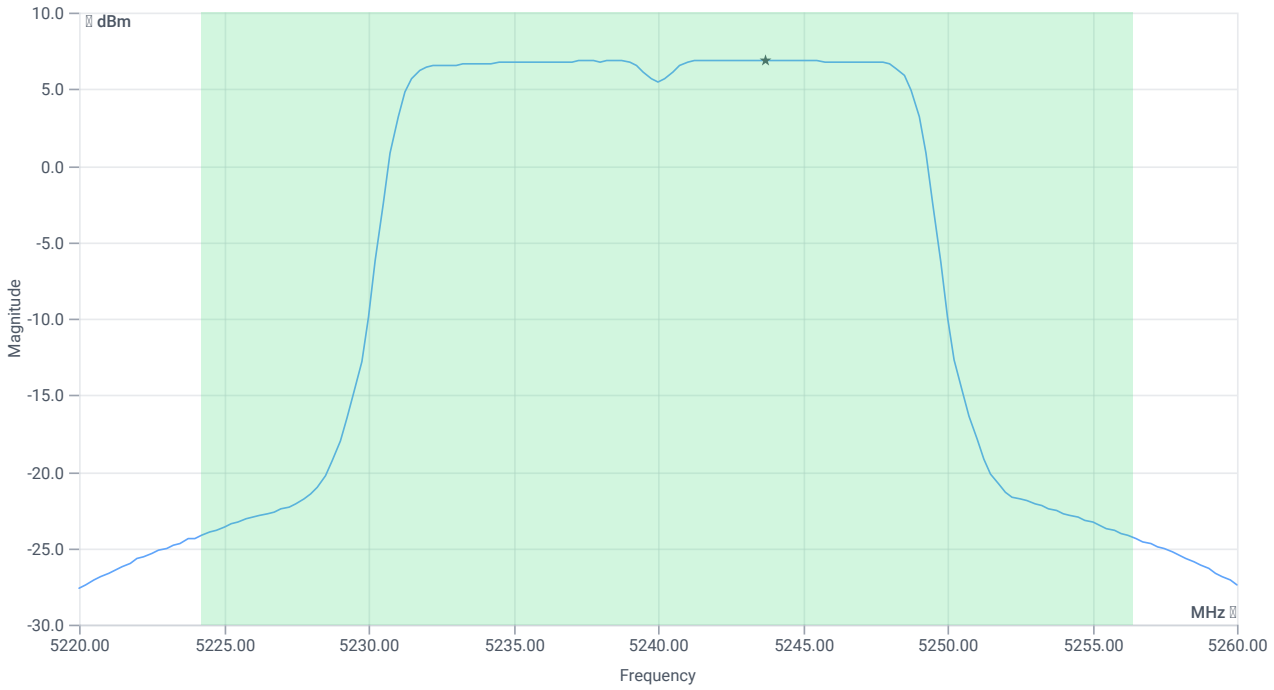

Max OP and PSD

RESULT

DESCRIPTION	LOWER LIMIT	UPPER LIMIT	MEASURED	UNIT	VERDICT
Max Output Power	---	---	18.93	dBm	INFO
Duty Cycle Correction	---	---	0.33	dB	INFO
Limit absolute					
Max Output Power DC corrected	---	24	19.26	dBm	PASS
Limit: 11 dBm + 10 log 32.16					
Max Output Power DC corrected	---	26.07	19.26	dBm	na

Power Spectral Density

RESULT

DESCRIPTION	LOWER LIMIT	UPPER LIMIT	MEASURED	UNIT	VERDICT
Power Spectral Density	---	---	6.91	dBm/1MHz	INFO
Duty Cycle Correction	---	---	0.33	dB	INFO
Power Spectral Density DC corrected	---	11	7.24	dBm/1MHz	PASS

Verdict
PASS

FCC 15.407, ISED RSS247 # Bandwidths 99PCT and 20dB ~ WLAN5Gx ac-VHT20 mode U-NII-1

References

TC start	22.01.2024 09:11:40
Ambit temp [°C] | humidity [rel%]	19.7 | 36
System version	4.7.1.5
Standard | Version	FCC 15.407, ISED RSS247 | NI
Method	26dB Bandwidth KDB789033 D02, C.1 / ISED RSS-GEN
Description	FCC 15.407 Bandwidths - WLAN5Gx ac-VHT20 mode U-NII-1
Information	

EUT Common Settings WLAN5Gx

Number of Antenna Ports	2
User Interaction	No
Device Class UNII_1	Client
Limit W52 Japan	Standard

Test Parameter

Technology to test	WLAN5Gx ac-VHT20 mode
Antenna port used	2
Temperature	nom
Voltage	nom
Frequency low to test	False | Freq [MHz] 5180
Frequency mid to test	False | Freq [MHz] 5200
Frequency high to test	True | Freq [MHz] 5240
Auto control enabled power supply | Climatic Box	No | No
Additional path loss [dB]	1.4
Full path name | type	EUT - SignalingUnit - SpectrumAnalyzer

Equipment

Signal analyzer,Rohde&Schwarz,FSV-40,1307.9002K40/101042,3.70
Switch matrix,CTCadvanced,SPM-4 NI DAQ,28016133,NI

Test at TX 5240 MHz

RESULT: Reference Power cond.

DESCRIPTION	LOWER LIMIT	UPPER LIMIT	MEASURED	UNIT	VERDICT
Ref. Power 1MHz/1MHz cond.	---	---	15.76	dBm	INFO
Ref. Frequency	---	---	5234.810	MHz	INFO

READ SA SETTINGS:

RefLevel [dBm] | RefLevelOffset [dB] | InpAtt [dB]	23.76 | 16.47 | 25
Start [MHz] | Stop [MHz]	5215.000 | 5265.000
RBW [MHz] | VBW [MHz]	0.300000 | 1.000000
Detector | TraceMode	POS | MAXH
Sweep: time [ms] | count | points per Section | type	1 | 2500 | 1001 | SWE

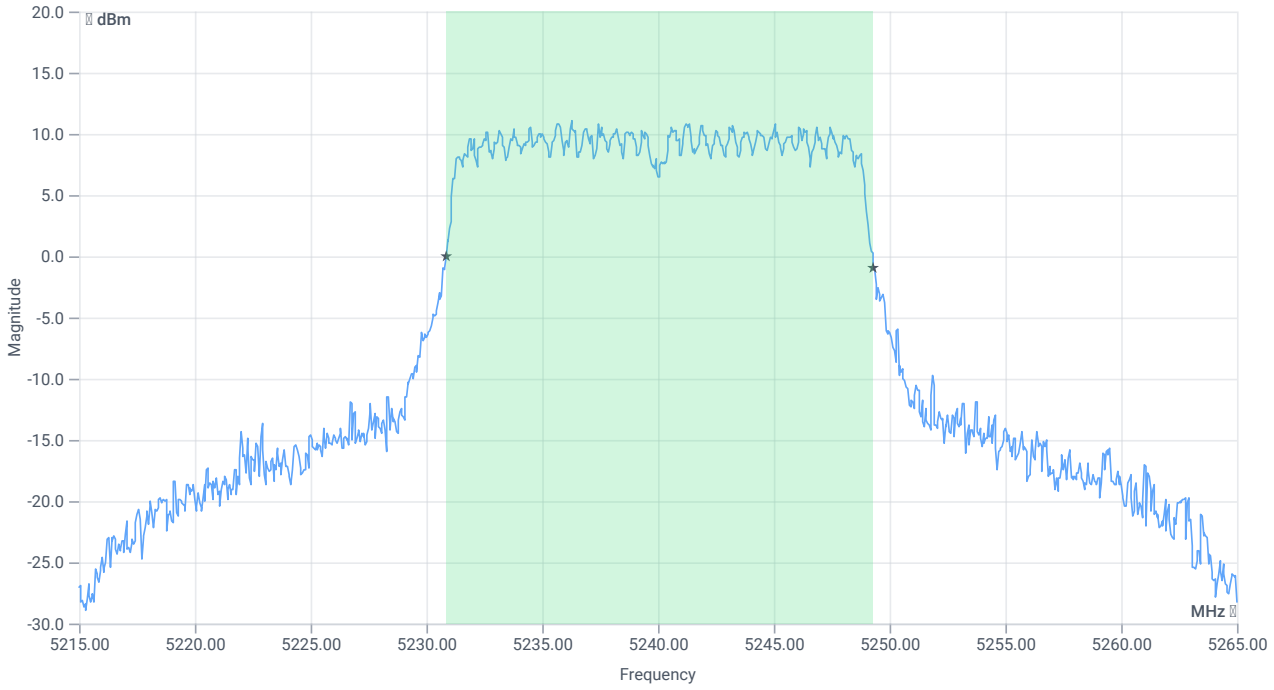

BW 99PCT

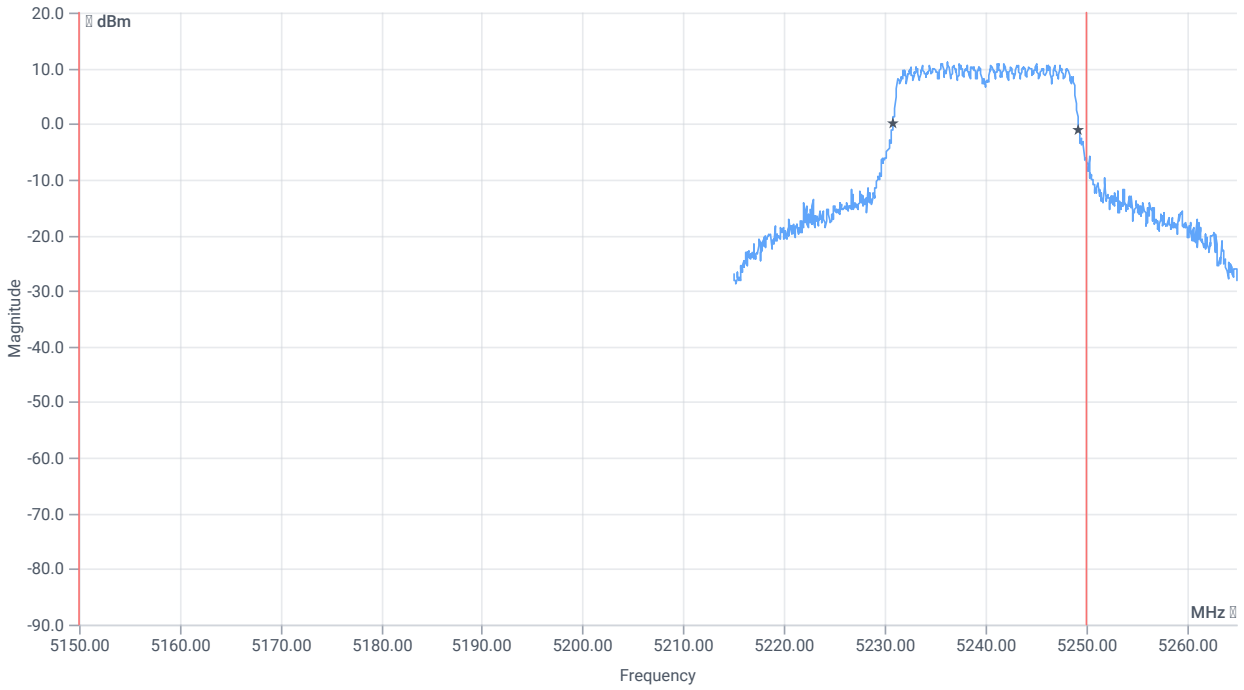

BW within Band 99PCT

RESULT

DESCRIPTION	LOWER LIMIT	UPPER LIMIT	MEASURED	UNIT	VERDICT
Bandwidth 99%	---	---	18.432	MHz	INFO
T1 99%	5150.000000	---	5230.8591	MHz	PASS
T2 99%	---	5250.000000	5249.2907	MHz	PASS

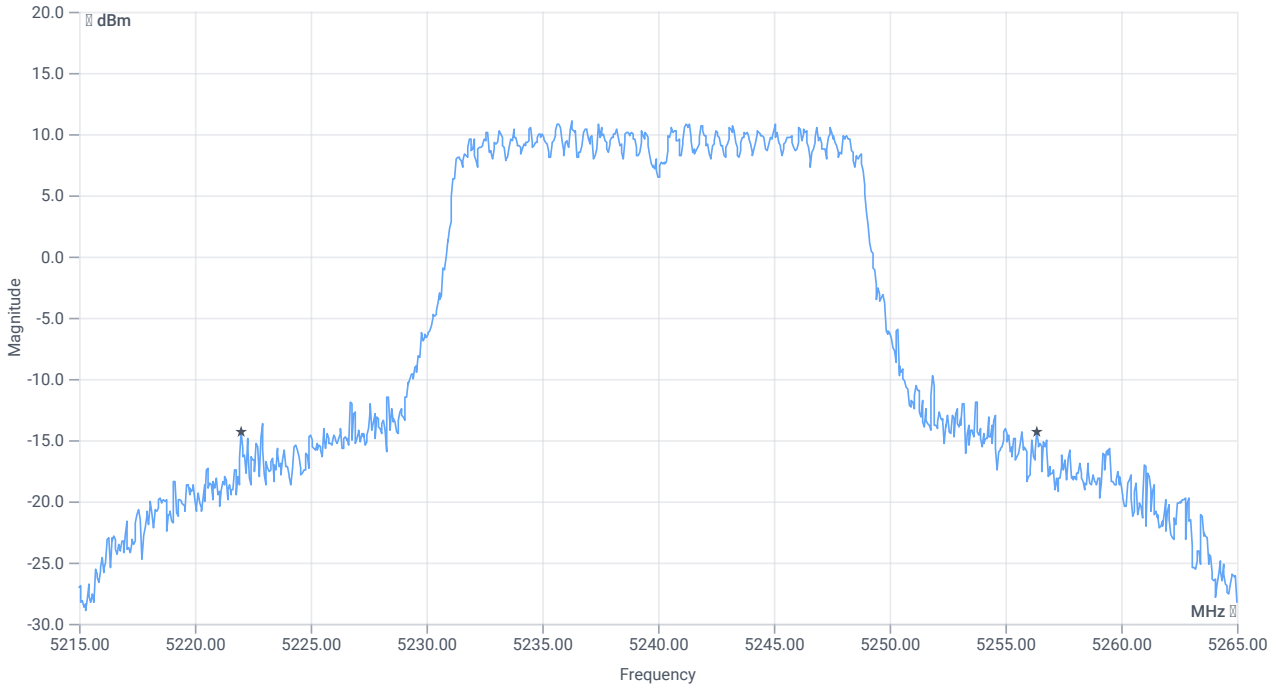

BW 26dB

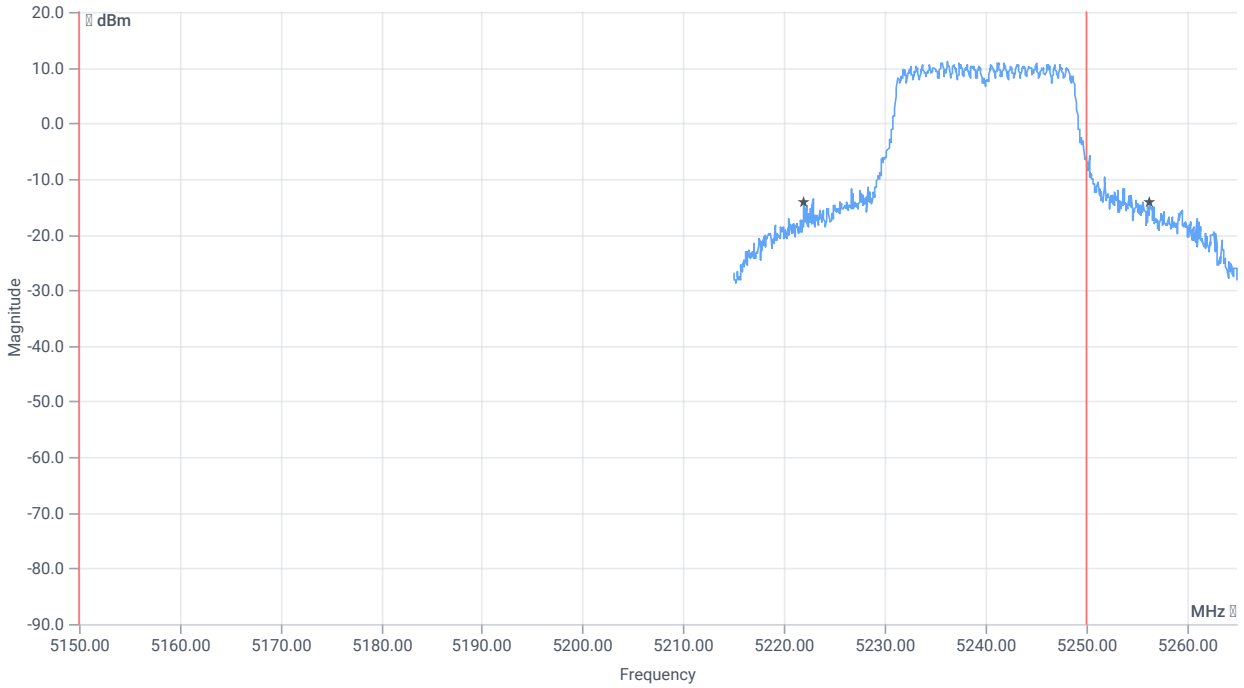

BW within Band 26dB

RESULT

DESCRIPTION	LOWER LIMIT	UPPER LIMIT	MEASURED	UNIT	VERDICT
Bandwidth 26dB	---	---	34.35	MHz	INFO
T1 26dB	5150.000000	---	5222.0000	MHz	PASS
T2 26dB	---	5250.000000	5256.3500	MHz	DFS required

Verdict
PASS

FCC 15.407 # MIMO ∑ Max output power and psd ~ WLAN5Gx ac-VHT20 mode U-NII-1

References

TC start	22.01.2024 09:12:10
Ambit temp [°C] | humidity [rel%]	19.7 | 36
System version	4.7.1.5
Standard | Version	FCC 15.407 | NI
Method	
Description	MIMO ∑ FCC Power & psd - WLAN5Gx ac-VHT20 mode U-NII-1
Information	

EUT Common Settings WLAN5Gx

Number of Antenna Ports	2
User Interaction	No
Device Class UNII_1	Client
Limit W52 Japan	Standard

Test Parameter

Technology to test	WLAN5Gx ac-VHT20 mode
Antenna port used	several
Temperature	nom
Voltage	nom
Frequency low to test	False | Freq [MHz] 5180
Frequency mid to test	False | Freq [MHz] 5200
Frequency high to test	True | Freq [MHz] 5240
Auto control enabled power supply | Climatic Box	No | No
Additional path loss [dB]	1.4
Full path name | type	None

Equipment

Test at TX 5240 MHz

RESULT Power

DESCRIPTION	LOWER LIMIT	UPPER LIMIT	MEASURED	UNIT	VERDICT
Ant:1 Max Output Power DC corrected	---	---	18.55	dBm	INFO
Ant:1 BW 26dB	---	---	38.280	MHz	INFO
Ant:2 Max Output Power DC corrected	---	---	19.26	dBm	INFO
Ant:2 BW 26dB	---	---	32.160	MHz	INFO
∑ Limit absolute	---	24	21.93	dBm	PASS
∑ Limit: 11 dBm + 10 log 32.16	---	26.07	21.93	dBm	na

RESULT PSD

DESCRIPTION	LOWER LIMIT	UPPER LIMIT	MEASURED	UNIT	VERDICT
Ant:1 PSD	---	---	6.51	dBm/1MHz	INFO
Ant:2 PSD	---	---	7.24	dBm/1MHz	INFO
∑	---	11	9.9	dBm/1MHz	PASS

Verdict
PASS

FCC 15.407 # Max output power and psd ~ WLAN5Gx ac-VHT20 mode U-NII-2A

References

TC start	18.01.2024 13:02:27
Ambit temp [°C] | humidity [rel%]	22.4 | 30
System version	4.7.1.5
Standard | Version	FCC 15.407 | NI
Method	KDB789033 D02, F., E.2.e.
Description	FCC 15.407 Max Output Power & PSD - WLAN5Gx ac-VHT20 mode U-NII-2A
Information	

EUT Common Settings WLAN5Gx

Number of Antenna Ports	2
User Interaction	No
Device Class UNII_1	Client
Limit W52 Japan	Standard

Test Parameter

Technology to test	WLAN5Gx ac-VHT20 mode
Antenna port used	1
Temperature	nom
Voltage	nom
Frequency low to test	True | Freq [MHz] 5260
Frequency mid to test	False | Freq [MHz] 5280
Frequency high to test	False | Freq [MHz] 5320
Auto control enabled power supply | Climatic Box	No | No
Additional path loss [dB]	1.4
Full path name | type	EUT - SignalingUnit - SpectrumAnalyzer

Equipment

Signal analyzer,Rohde&Schwarz,FSV-40,1307.9002K40/101042,3.70
Switch matrix,CTCadvanced,SPM-4 NI DAQ,28016133,NI

Test at TX 5260 MHz

RESULT: Reference Power cond.

DESCRIPTION	LOWER LIMIT	UPPER LIMIT	MEASURED	UNIT	VERDICT
Ref. Power 1MHz/1MHz cond.	---	---	15.77	dBm	INFO
Ref. Frequency	---	---	5256.600	MHz	INFO

Evaluation max. Duty Cycle

Duty Cycle evaluation

DESCRIPTION	LOWER LIMIT	UPPER LIMIT	MEASURED	UNIT	VERDICT
No enough Bursts detected, Duty Cycle Burst Ratio set to 1					
Duty Cycle (Burst Ratio) max	---	---	1	---	INFO
Duty Cycle max	---	---	0	dB	INFO
Duty Cycle (Burst Ratio) min	---	---	1	---	INFO
Duty Cycle min	---	---	0	dB	INFO

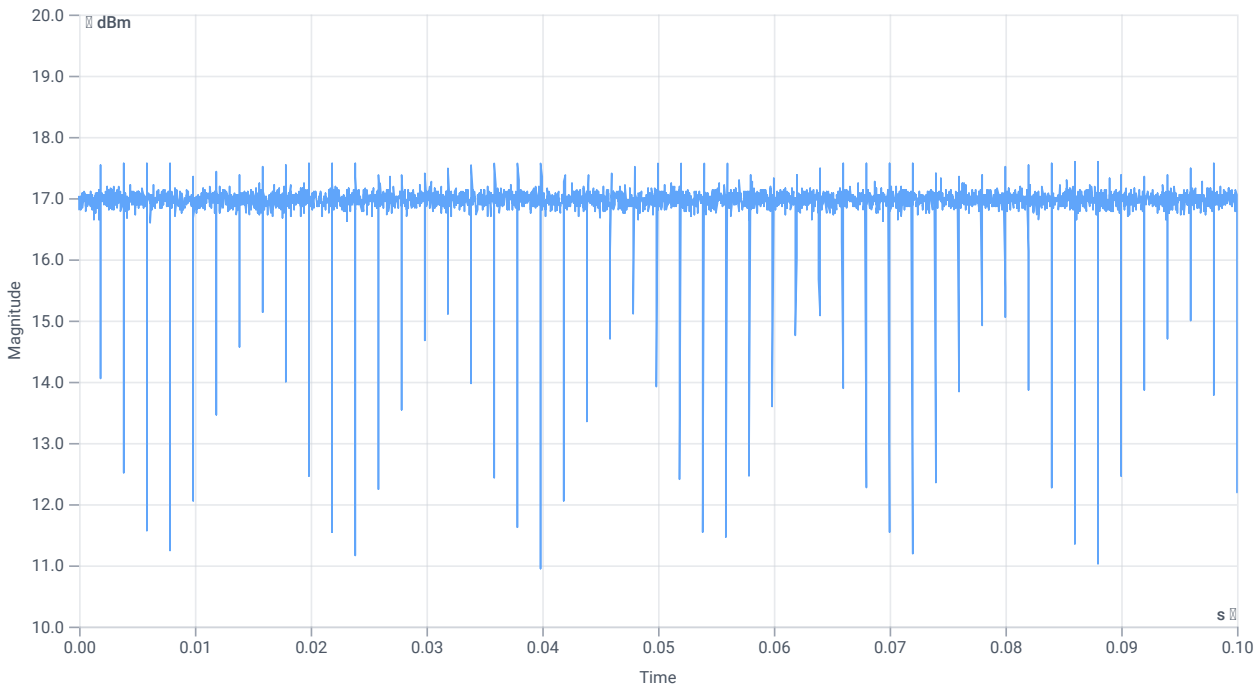

Duty cycle

Evaluation Bandwidth

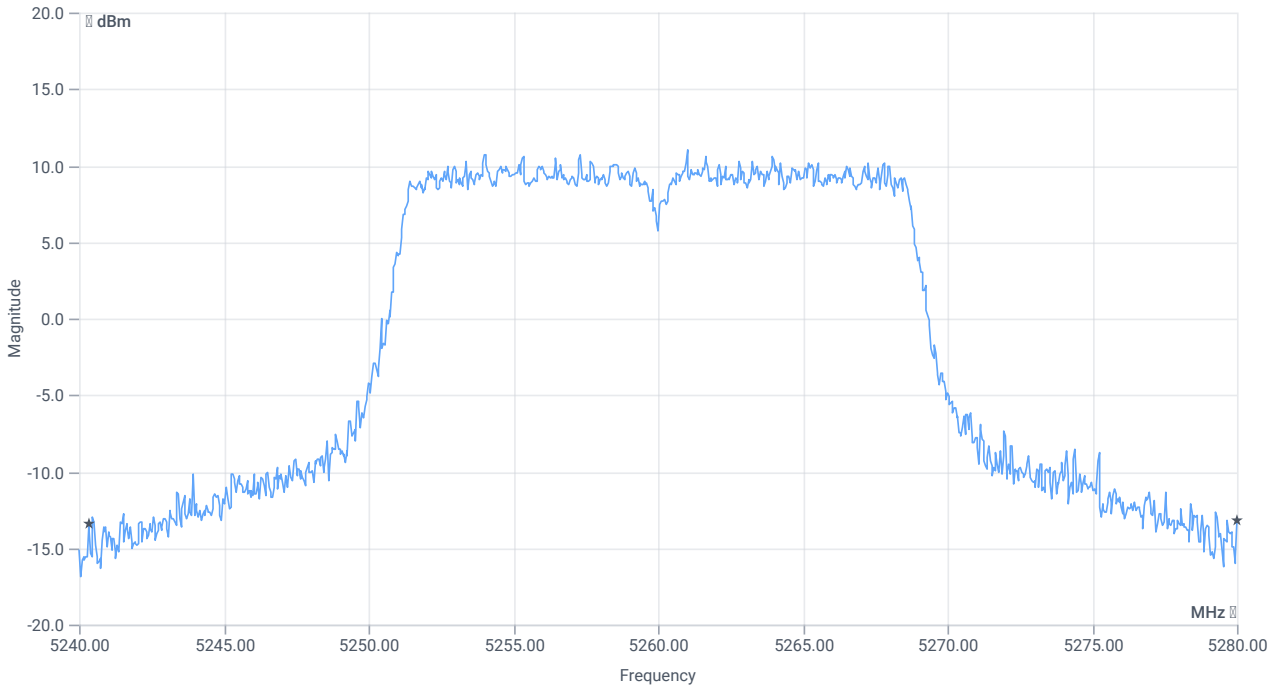

BW 26dB

RESULT

DESCRIPTION	LOWER LIMIT	UPPER LIMIT	MEASURED	UNIT	VERDICT
Bandwidth 26dB	---	---	39.68	MHz	INFO
T1 26dB	---	---	5240.3200	MHz	INFO
T2 26dB	---	---	5280.0000	MHz	INFO

Maximum Output Power

READ SA SETTINGS:

RefLevel [dBm] | RefLevelOffset [dB] | InpAtt [dB]	27.77 | 16.44 | 30
Start [MHz] | Stop [MHz]	5240.000 | 5280.000
RBW [MHz] | VBW [MHz]	1.000000 | 3.000000
Detector | TraceMode	RMS | MAXH
Sweep: time [ms] | count | points per Section | type	53700 | 1 | 161 | SWE

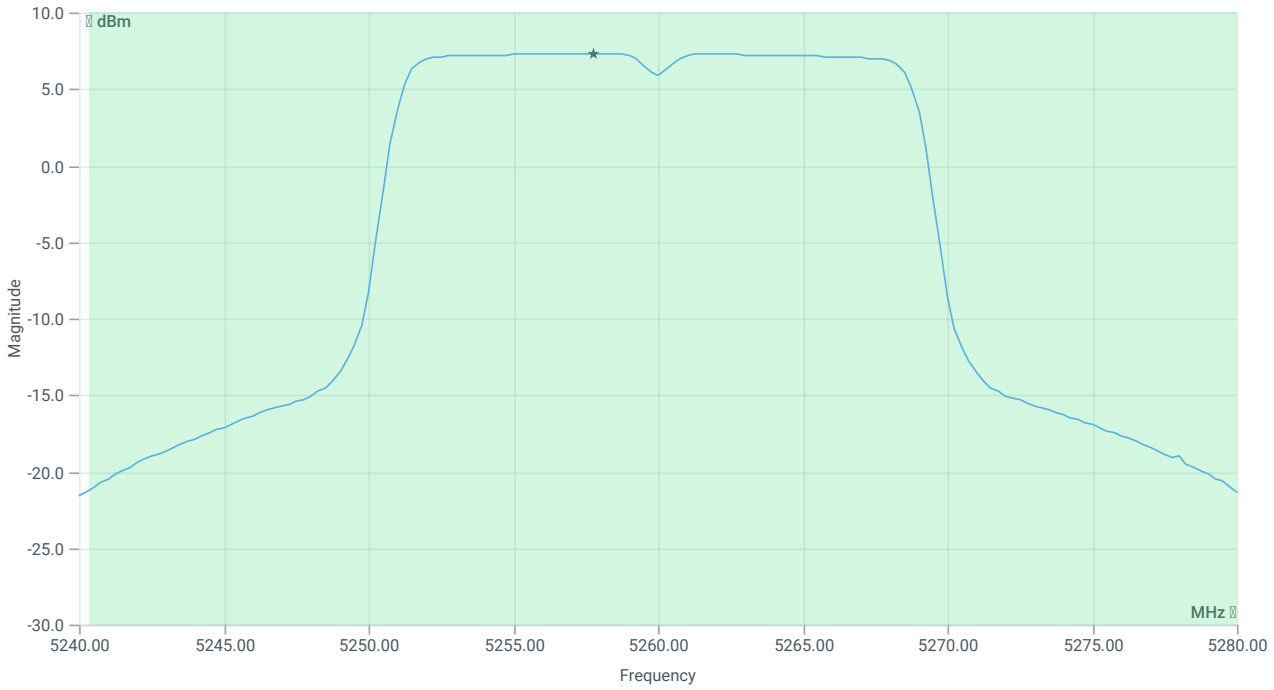

Max OP and PSD

RESULT

DESCRIPTION	LOWER LIMIT	UPPER LIMIT	MEASURED	UNIT	VERDICT
Max Output Power	---	---	19.37	dBm	INFO
Duty Cycle Correction	---	---	0	dB	INFO
Limit absolute					
Max Output Power DC corrected	---	24	19.37	dBm	PASS
Limit: 11 dBm + 10 log 39.68					
Max Output Power DC corrected	---	26.99	19.37	dBm	PASS

Power Spectral Density

RESULT

DESCRIPTION	LOWER LIMIT	UPPER LIMIT	MEASURED	UNIT	VERDICT
Power Spectral Density	---	---	7.32	dBm/1MHz	INFO
Duty Cycle Correction	---	---	0	dB	INFO
Power Spectral Density DC corrected	---	11	7.32	dBm/1MHz	PASS

Verdict
PASS

FCC 15.407, ISED RSS247 # Bandwidths 99PCT and 20dB ~ WLAN5Gx ac-VHT20 mode U-NII-2A

References

TC start	18.01.2024 13:03:55
Ambit temp [°C] | humidity [rel%]	22.4 | 30
System version	4.7.1.5
Standard | Version	FCC 15.407, ISED RSS247 | NI
Method	26dB Bandwidth KDB789033 D02, C.1 / ISED RSS-GEN
Description	FCC 15.407 Bandwidths - WLAN5Gx ac-VHT20 mode U-NII-2A
Information	

EUT Common Settings WLAN5Gx

Number of Antenna Ports	2
User Interaction	No
Device Class UNII_1	Client
Limit W52 Japan	Standard

Test Parameter

Technology to test	WLAN5Gx ac-VHT20 mode
Antenna port used	1
Temperature	nom
Voltage	nom
Frequency low to test	True | Freq [MHz] 5260
Frequency mid to test	False | Freq [MHz] 5280
Frequency high to test	False | Freq [MHz] 5320
Auto control enabled power supply | Climatic Box	No | No
Additional path loss [dB]	1.4
Full path name | type	EUT - SignalingUnit - SpectrumAnalyzer

Equipment

Signal analyzer,Rohde&Schwarz,FSV-40,1307.9002K40/101042,3.70
Switch matrix,CTCadvanced,SPM-4 NI DAQ,28016133,NI

Test at TX 5260 MHz

RESULT: Reference Power cond.

DESCRIPTION	LOWER LIMIT	UPPER LIMIT	MEASURED	UNIT	VERDICT
Ref. Power 1MHz/1MHz cond.	---	---	15.29	dBm	INFO
Ref. Frequency	---	---	5261.000	MHz	INFO

READ SA SETTINGS:

RefLevel [dBm] | RefLevelOffset [dB] | InpAtt [dB]	23.29 | 16.44 | 25
Start [MHz] | Stop [MHz]	5235.000 | 5285.000
RBW [MHz] | VBW [MHz]	0.300000 | 1.000000
Detector | TraceMode	POS | MAXH
Sweep: time [ms] | count | points per Section | type	1 | 2500 | 1001 | SWE

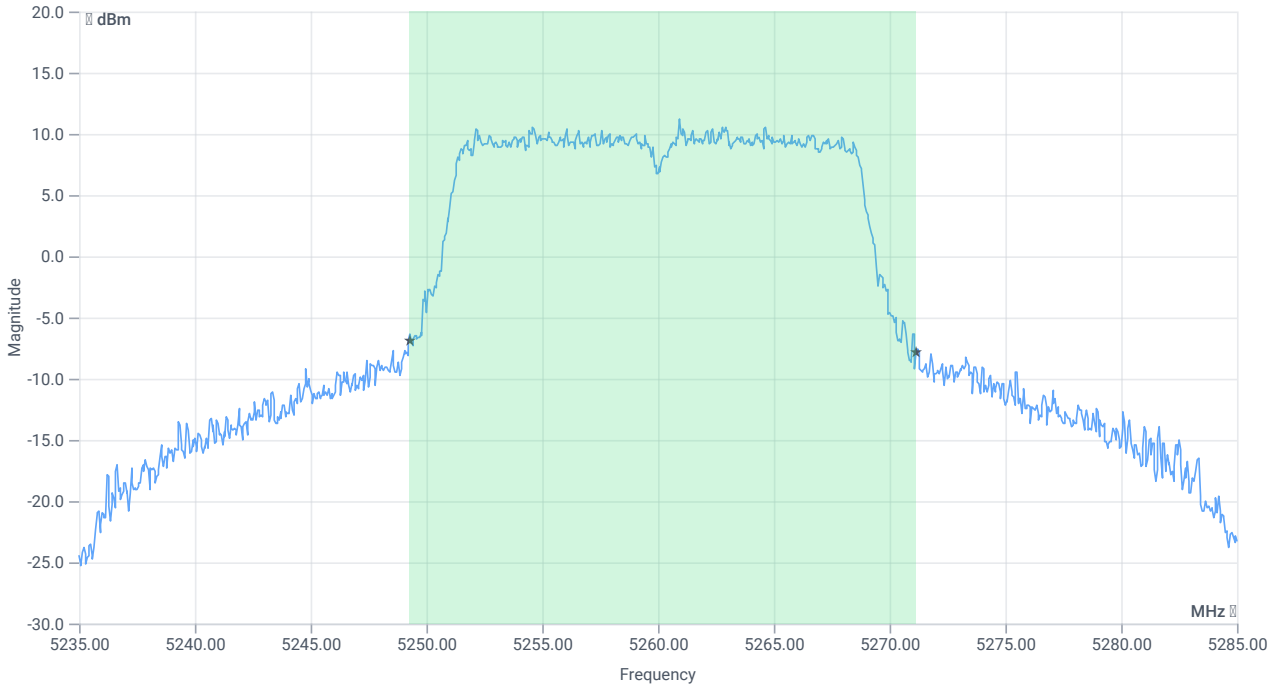

BW 99PCT

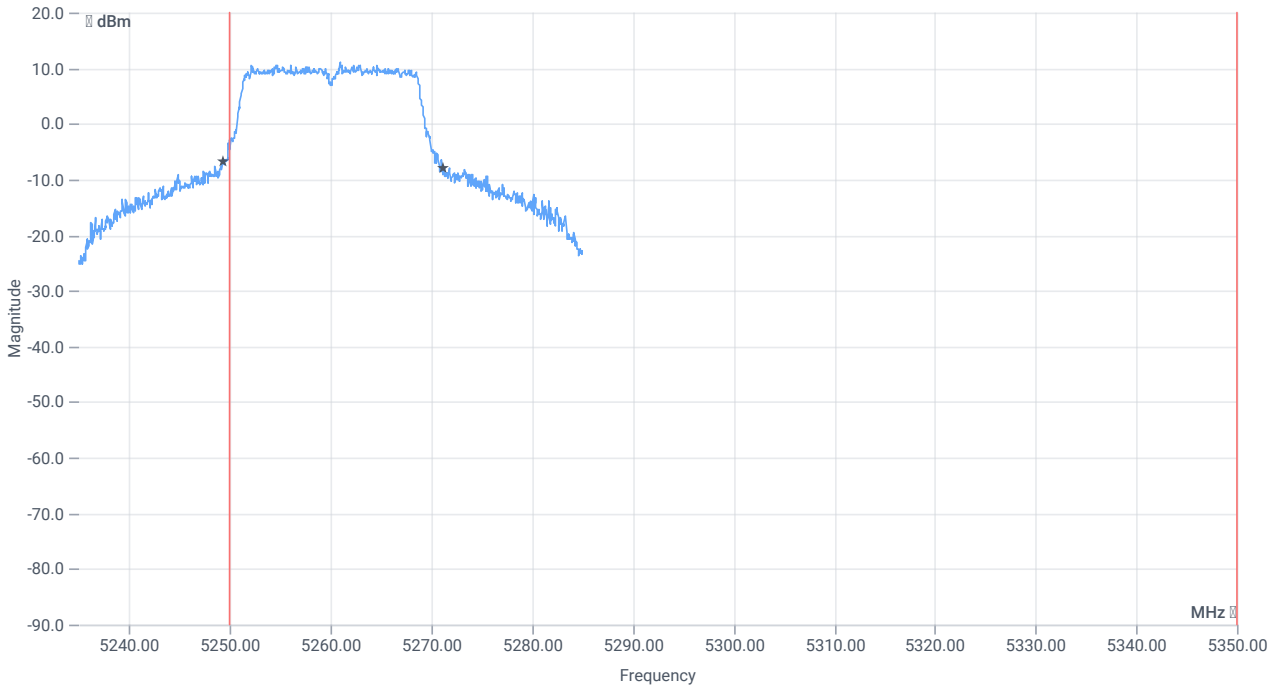

BW within Band 99PCT

RESULT

DESCRIPTION	LOWER LIMIT	UPPER LIMIT	MEASURED	UNIT	VERDICT
Bandwidth 99%	---	---	21.878	MHz	INFO
T1 99%	5250.000000	---	5249.2607	MHz	PASS since U-NII-1 is supported
T2 99%	---	5350.000000	5271.1389	MHz	PASS

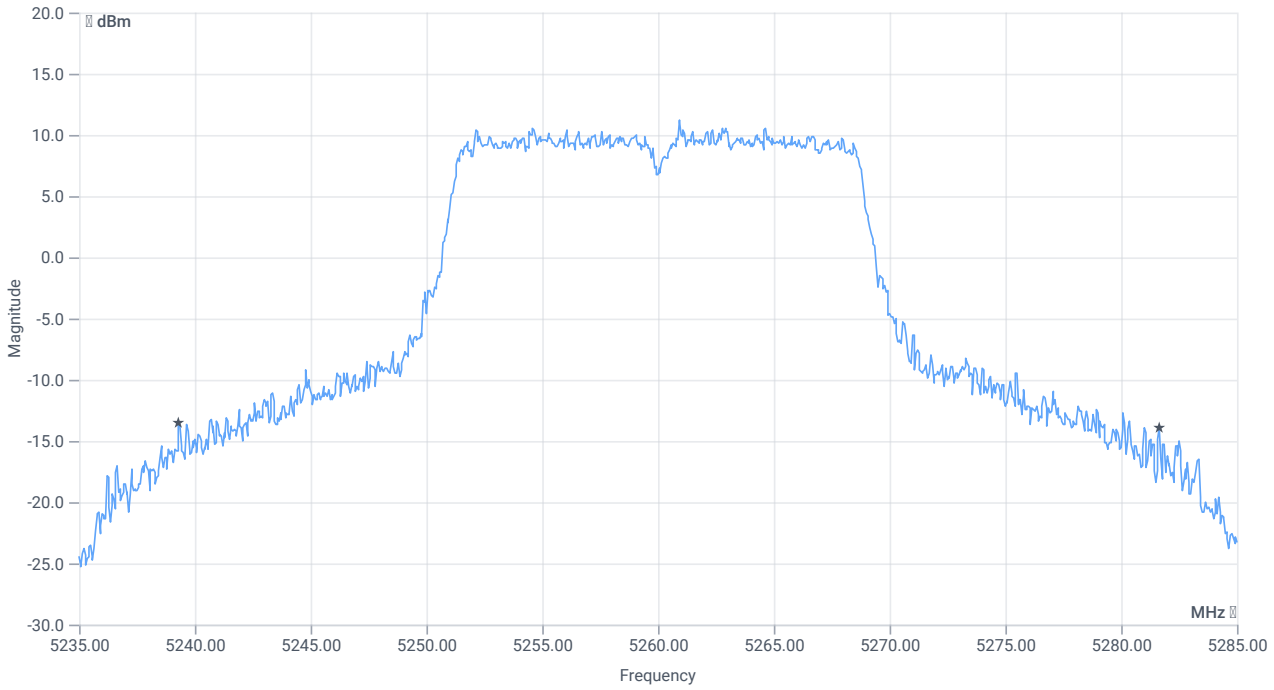

BW 26dB

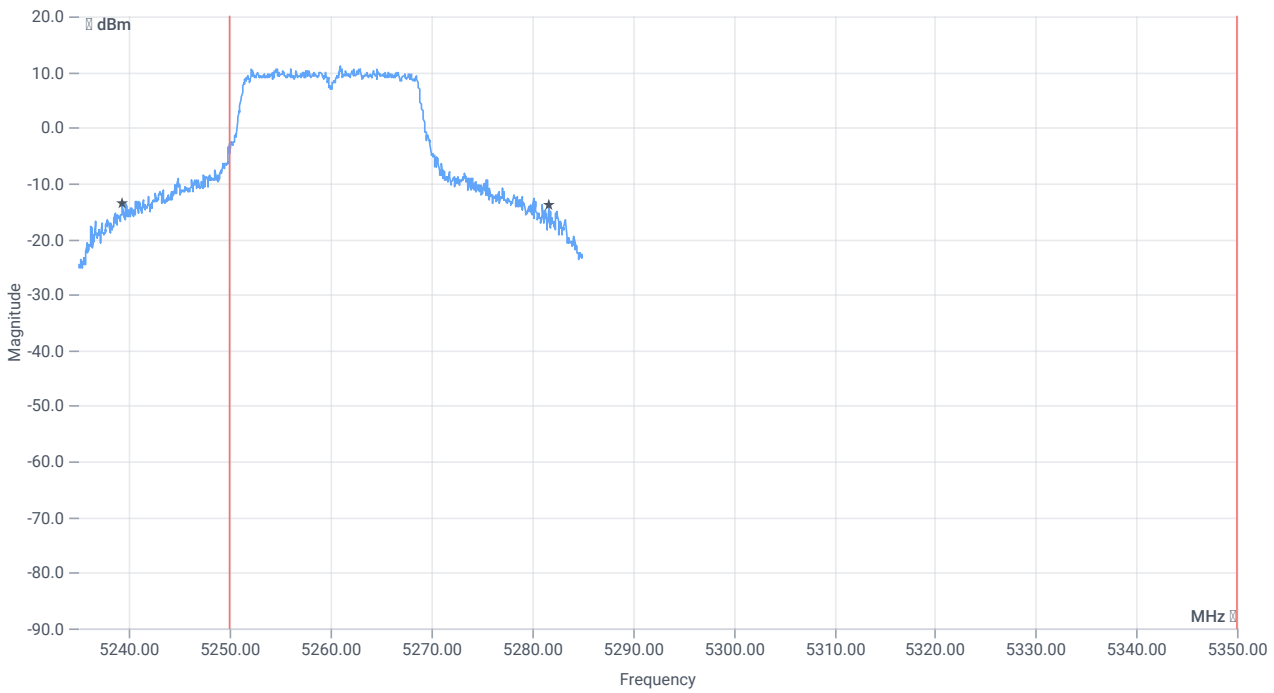

BW within Band 26dB

RESULT

DESCRIPTION	LOWER LIMIT	UPPER LIMIT	MEASURED	UNIT	VERDICT
Bandwidth 26dB	---	---	42.35	MHz	INFO

RESULT

DESCRIPTION	LOWER LIMIT	UPPER LIMIT	MEASURED	UNIT	VERDICT
T1 26dB	5250.000000	---	5239.3000	MHz	PASS since U-NII-1 is supported
T2 26dB	---	5350.000000	5281.6500	MHz	PASS

Verdict
PASS

FCC 15.407 # Max output power and psd ~ WLAN5Gx ac-VHT20 mode U-NII-2A

References

TC start	18.01.2024 13:04:25
Ambit temp [°C] | humidity [rel%]	22.4 | 30
System version	4.7.1.5
Standard | Version	FCC 15.407 | NI
Method	KDB789033 D02, F., E.2.e.
Description	FCC 15.407 Max Output Power & PSD - WLAN5Gx ac-VHT20 mode U-NII-2A
Information	

EUT Common Settings WLAN5Gx

Number of Antenna Ports	2
User Interaction	No
Device Class UNII_1	Client
Limit W52 Japan	Standard

Test Parameter

Technology to test	WLAN5Gx ac-VHT20 mode
Antenna port used	2
Temperature	nom
Voltage	nom
Frequency low to test	True | Freq [MHz] 5260
Frequency mid to test	False | Freq [MHz] 5280
Frequency high to test	False | Freq [MHz] 5320
Auto control enabled power supply | Climatic Box	No | No
Additional path loss [dB]	1.4
Full path name | type	EUT - SignalingUnit - SpectrumAnalyzer

Equipment

Signal analyzer,Rohde&Schwarz,FSV-40,1307.9002K40/101042,3.70
Switch matrix,CTCadvanced,SPM-4 NI DAQ,28016133,NI

Test at TX 5260 MHz

RESULT: Reference Power cond.

DESCRIPTION	LOWER LIMIT	UPPER LIMIT	MEASURED	UNIT	VERDICT
Ref. Power 1MHz/1MHz cond.	---	---	16.78	dBm	INFO
Ref. Frequency	---	---	5262.600	MHz	INFO

Evaluation max. Duty Cycle

Duty Cycle evaluation

DESCRIPTION	LOWER LIMIT	UPPER LIMIT	MEASURED	UNIT	VERDICT
No enough Bursts detected, Duty Cycle Burst Ratio set to 1					
Duty Cycle (Burst Ratio) max	---	---	1	---	INFO
Duty Cycle max	---	---	0	dB	INFO
Duty Cycle (Burst Ratio) min	---	---	1	---	INFO
Duty Cycle min	---	---	0	dB	INFO

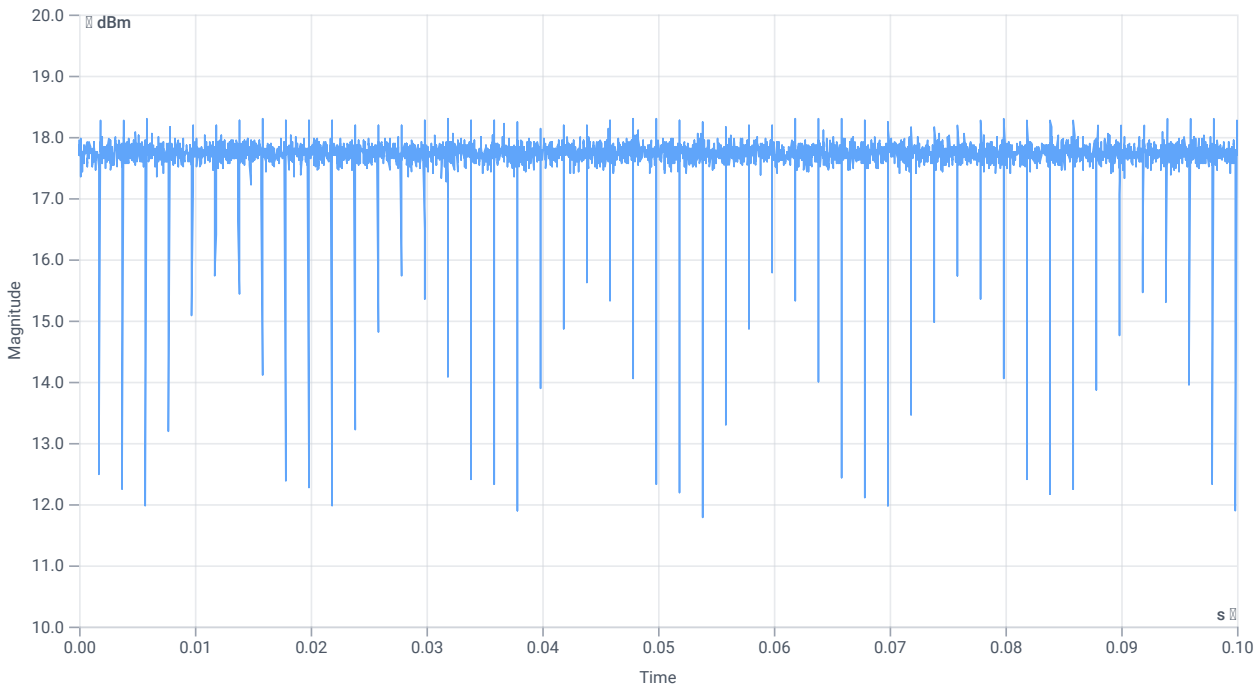

Duty cycle

Evaluation Bandwidth

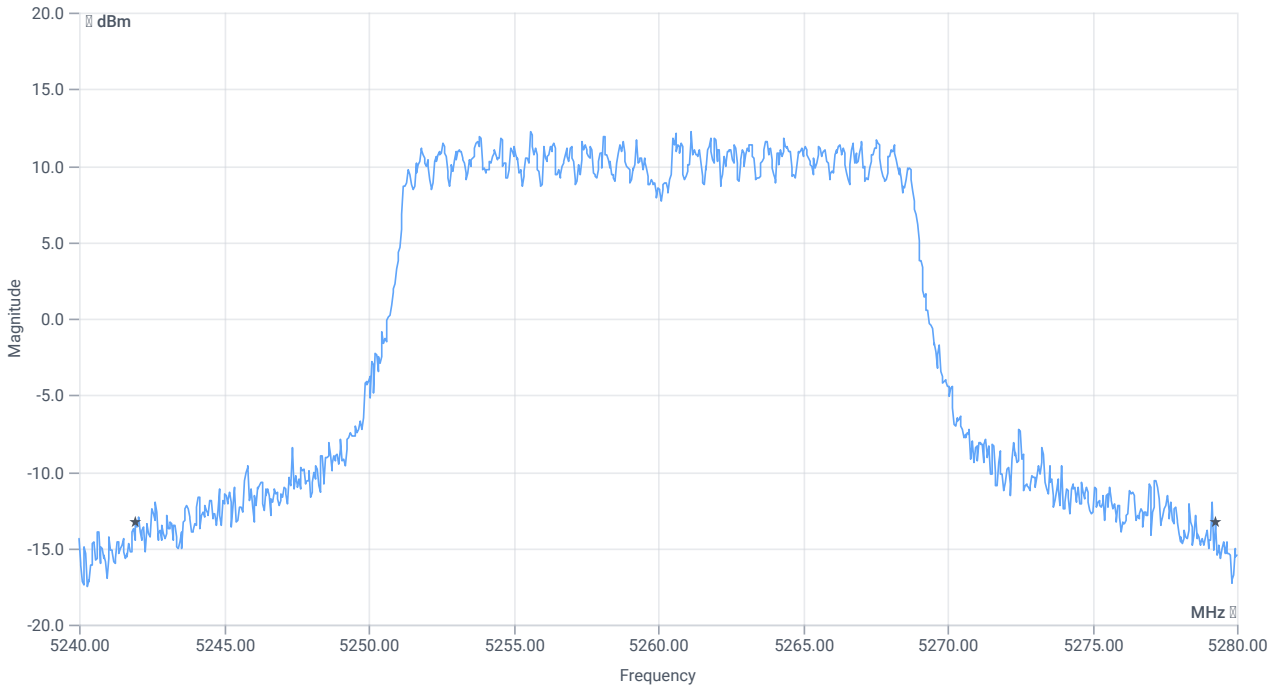

BW 26dB

RESULT

DESCRIPTION	LOWER LIMIT	UPPER LIMIT	MEASURED	UNIT	VERDICT
Bandwidth 26dB	---	---	37.32	MHz	INFO
T1 26dB	---	---	5241.9600	MHz	INFO
T2 26dB	---	---	5279.2800	MHz	INFO

Maximum Output Power

READ SA SETTINGS:

RefLevel [dBm] | RefLevelOffset [dB] | InpAtt [dB]	28.78 | 16.44 | 30
Start [MHz] | Stop [MHz]	5240.000 | 5280.000
RBW [MHz] | VBW [MHz]	1.000000 | 3.000000
Detector | TraceMode	RMS | MAXH
Sweep: time [ms] | count | points per Section | type	53700 | 1 | 161 | SWE

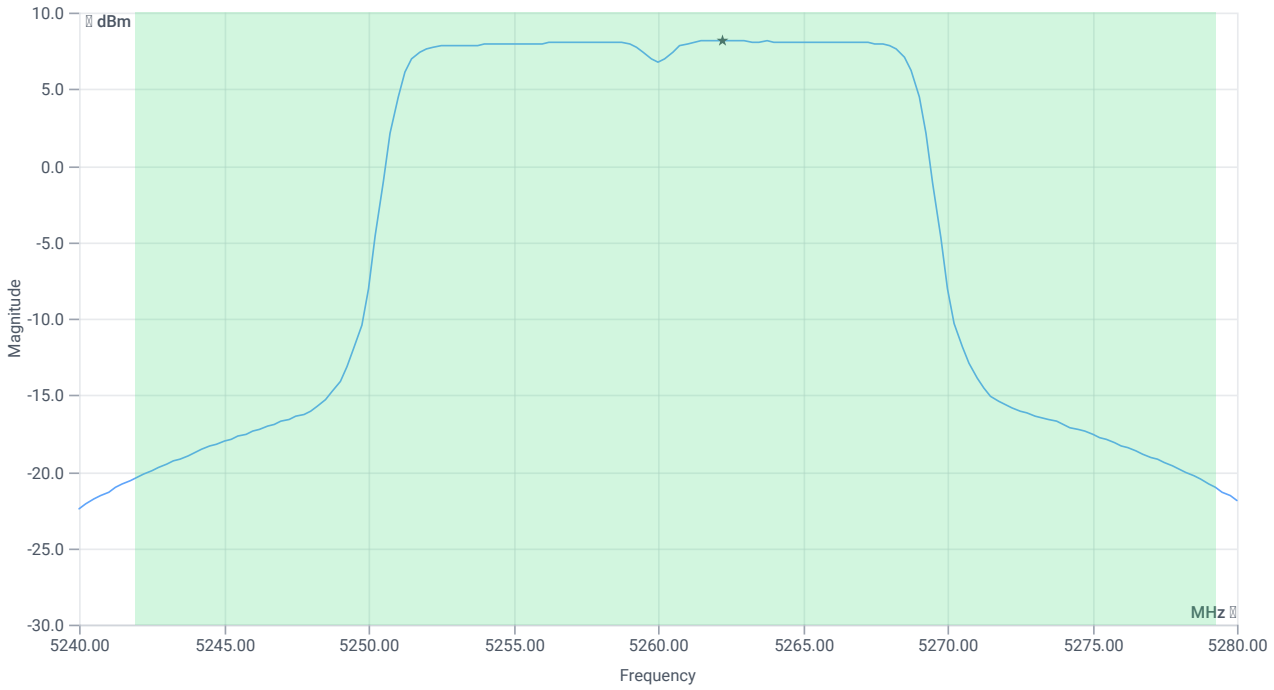

Max OP and PSD

RESULT

DESCRIPTION	LOWER LIMIT	UPPER LIMIT	MEASURED	UNIT	VERDICT
Max Output Power	---	---	20.18	dBm	INFO
Duty Cycle Correction	---	---	0	dB	INFO
Limit absolute					
Max Output Power DC corrected	---	24	20.18	dBm	PASS
Limit: 11 dBm + 10 log 37.32					
Max Output Power DC corrected	---	26.72	20.18	dBm	PASS

Power Spectral Density

RESULT

DESCRIPTION	LOWER LIMIT	UPPER LIMIT	MEASURED	UNIT	VERDICT
Power Spectral Density	---	---	8.12	dBm/1MHz	INFO
Duty Cycle Correction	---	---	0	dB	INFO
Power Spectral Density DC corrected	---	11	8.12	dBm/1MHz	PASS

Verdict
PASS

FCC 15.407, ISED RSS247 # Bandwidths 99PCT and 20dB ~ WLAN5Gx ac-VHT20 mode U-NII-2A

References

TC start	18.01.2024 13:05:54
Ambit temp [°C] | humidity [rel%]	22.5 | 30
System version	4.7.1.5
Standard | Version	FCC 15.407, ISED RSS247 | NI
Method	26dB Bandwidth KDB789033 D02, C.1 / ISED RSS-GEN
Description	FCC 15.407 Bandwidths - WLAN5Gx ac-VHT20 mode U-NII-2A
Information	

EUT Common Settings WLAN5Gx

Number of Antenna Ports	2
User Interaction	No
Device Class UNII_1	Client
Limit W52 Japan	Standard

Test Parameter

Technology to test	WLAN5Gx ac-VHT20 mode
Antenna port used	2
Temperature	nom
Voltage	nom
Frequency low to test	True | Freq [MHz] 5260
Frequency mid to test	False | Freq [MHz] 5280
Frequency high to test	False | Freq [MHz] 5320
Auto control enabled power supply | Climatic Box	No | No
Additional path loss [dB]	1.4
Full path name | type	EUT - SignalingUnit - SpectrumAnalyzer

Equipment

Signal analyzer,Rohde&Schwarz,FSV-40,1307.9002K40/101042,3.70
Switch matrix,CTCadvanced,SPM-4 NI DAQ,28016133,NI

Test at TX 5260 MHz

RESULT: Reference Power cond.

DESCRIPTION	LOWER LIMIT	UPPER LIMIT	MEASURED	UNIT	VERDICT
Ref. Power 1MHz/1MHz cond.	---	---	16.61	dBm	INFO
Ref. Frequency	---	---	5261.400	MHz	INFO

READ SA SETTINGS:

RefLevel [dBm] | RefLevelOffset [dB] | InpAtt [dB]	24.61 | 16.44 | 25
Start [MHz] | Stop [MHz]	5235.000 | 5285.000
RBW [MHz] | VBW [MHz]	0.300000 | 1.000000
Detector | TraceMode	POS | MAXH
Sweep: time [ms] | count | points per Section | type	1 | 2500 | 1001 | SWE

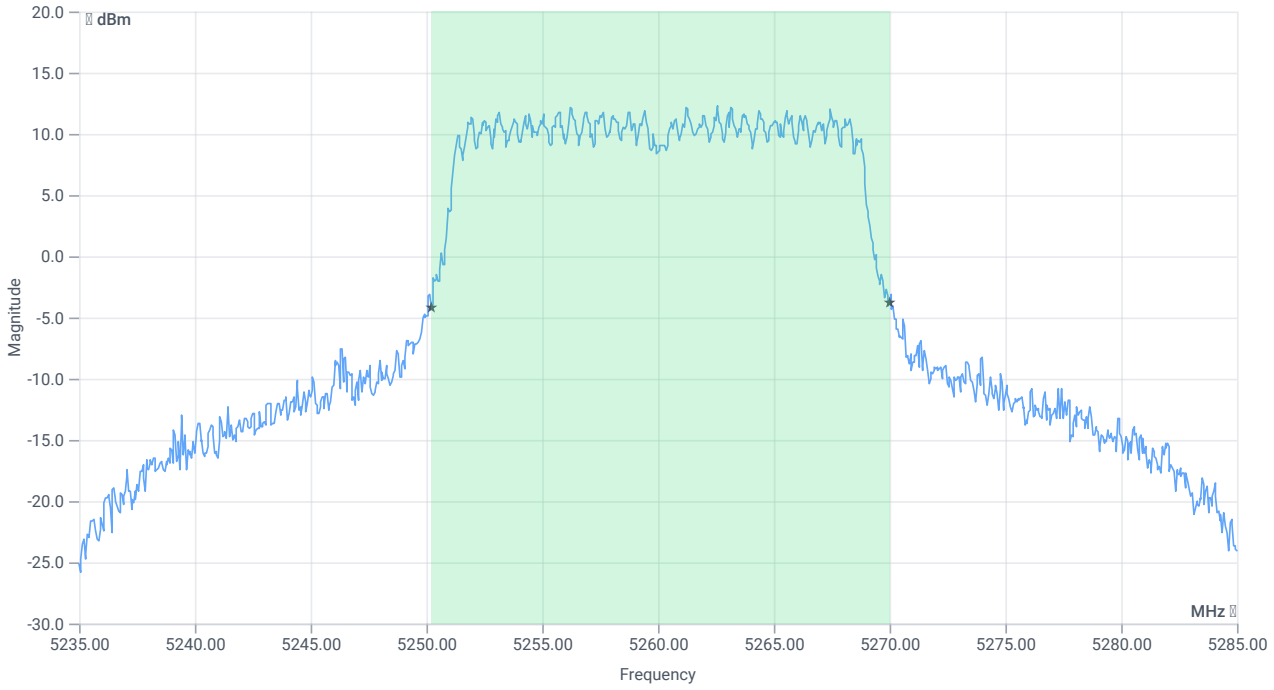

BW 99PCT

BW within Band 99PCT

RESULT

DESCRIPTION	LOWER LIMIT	UPPER LIMIT	MEASURED	UNIT	VERDICT
Bandwidth 99%	---	---	19.78	MHz	INFO
T1 99%	5250.000000	---	5250.2098	MHz	PASS since U-NII-1 is supported
T2 99%	---	5350.000000	5269.9900	MHz	PASS

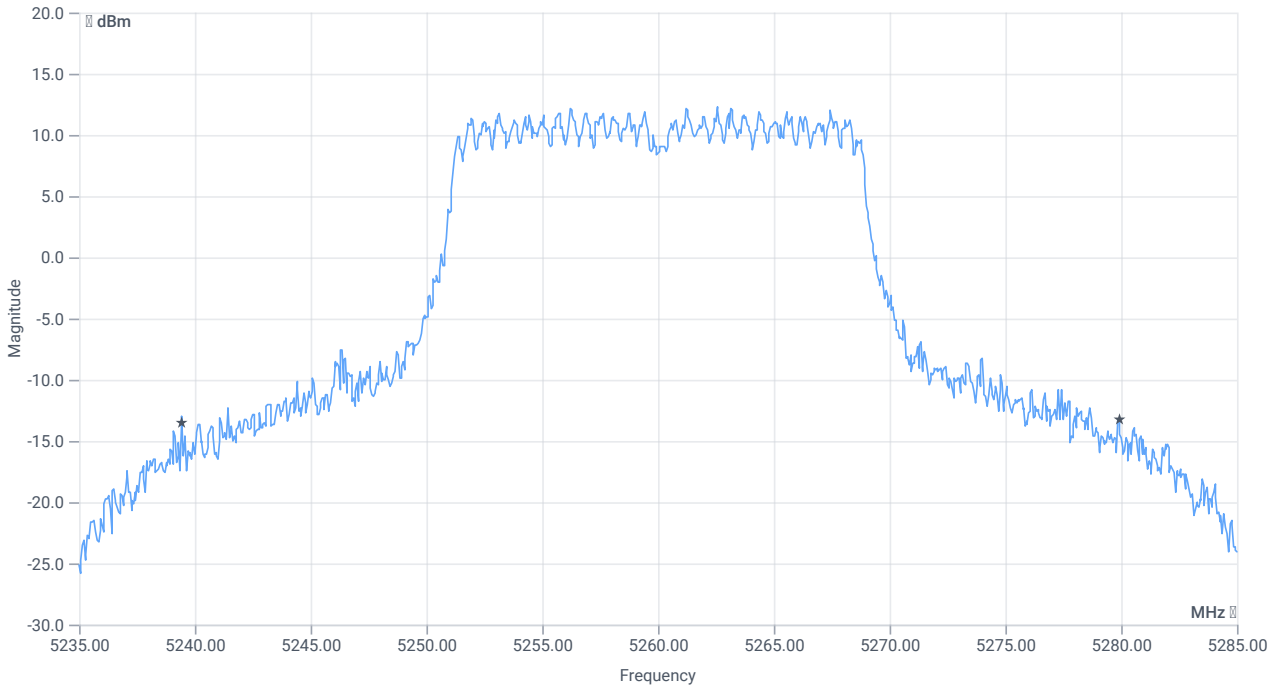

BW 26dB

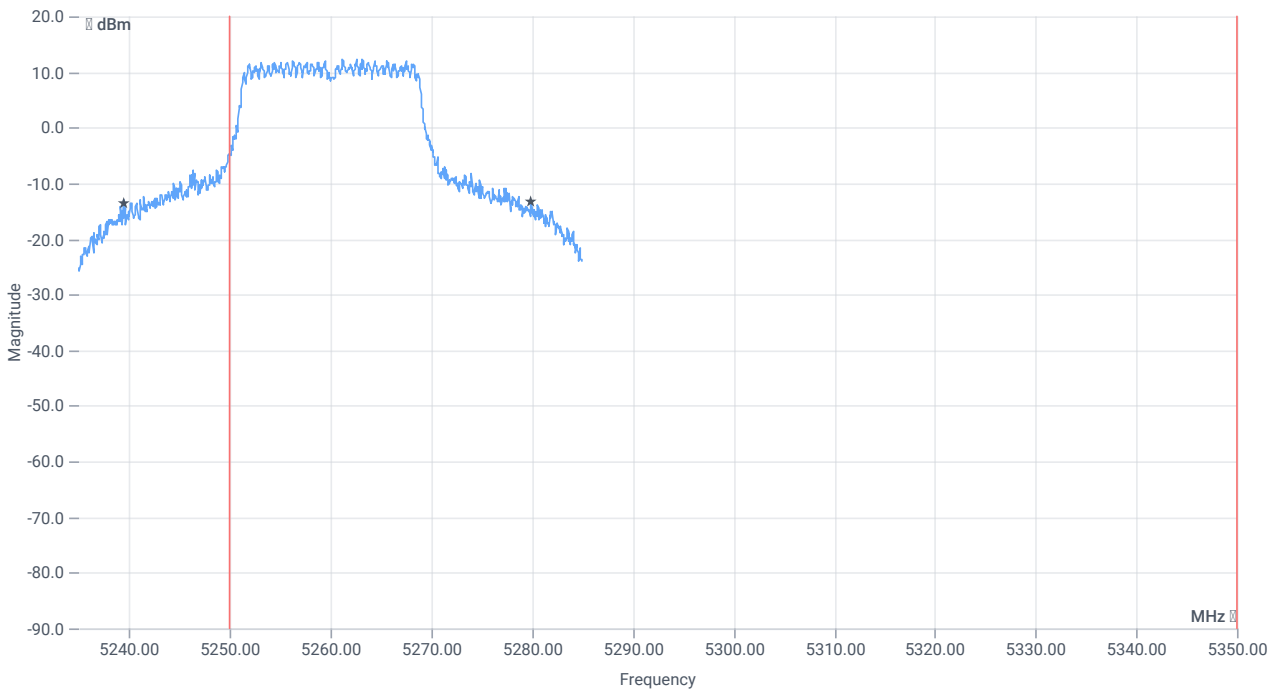

BW within Band 26dB

RESULT

DESCRIPTION	LOWER LIMIT	UPPER LIMIT	MEASURED	UNIT	VERDICT
Bandwidth 26dB	---	---	40.5	MHz	INFO

RESULT

DESCRIPTION	LOWER LIMIT	UPPER LIMIT	MEASURED	UNIT	VERDICT
T1 26dB	5250.000000	---	5239.4000	MHz	PASS since U-NII-1 is supported
T2 26dB	---	5350.000000	5279.9000	MHz	PASS

Verdict
PASS

FCC 15.407 # MIMO ∑ Max output power and psd ~ WLAN5Gx ac-VHT20 mode U-NII-2A

References

TC start	18.01.2024 13:06:24
Ambit temp [°C] | humidity [rel%]	22.4 | 30
System version	4.7.1.5
Standard | Version	FCC 15.407 | NI
Method	
Description	MIMO ∑ FCC Power & psd - WLAN5Gx ac-VHT20 mode U-NII-2A
Information	

EUT Common Settings WLAN5Gx

Number of Antenna Ports	2
User Interaction	No
Device Class UNII_1	Client
Limit W52 Japan	Standard

Test Parameter

Technology to test	WLAN5Gx ac-VHT20 mode
Antenna port used	several
Temperature	nom
Voltage	nom
Frequency low to test	True | Freq [MHz] 5260
Frequency mid to test	False | Freq [MHz] 5280
Frequency high to test	False | Freq [MHz] 5320
Auto control enabled power supply | Climatic Box	No | No
Additional path loss [dB]	1.4
Full path name | type	None

Equipment

Test at TX 5260 MHz

RESULT Power

DESCRIPTION	LOWER LIMIT	UPPER LIMIT	MEASURED	UNIT	VERDICT
Ant:1 Max Output Power DC corrected	---	---	19.37	dBm	INFO
Ant:1 BW 26dB	---	---	39.680	MHz	INFO
Ant:2 Max Output Power DC corrected	---	---	20.18	dBm	INFO
Ant:2 BW 26dB	---	---	37.320	MHz	INFO
∑ Limit absolute	---	24	22.8	dBm	PASS
∑ Limit: 11 dBm + 10 log 37.32	---	26.72	22.8	dBm	PASS

RESULT PSD

DESCRIPTION	LOWER LIMIT	UPPER LIMIT	MEASURED	UNIT	VERDICT
Ant:1 PSD	---	---	7.32	dBm/1MHz	INFO
Ant:2 PSD	---	---	8.12	dBm/1MHz	INFO
∑	---	11	10.75	dBm/1MHz	PASS

Verdict
PASS

FCC 15.407 # Max output power and psd ~ WLAN5Gx ac-VHT20 mode U-NII-2A

References

TC start	18.01.2024 13:08:17
Ambit temp [°C] | humidity [rel%]	22.4 | 31
System version	4.7.1.5
Standard | Version	FCC 15.407 | NI
Method	KDB789033 D02, F., E.2.e.
Description	FCC 15.407 Max Output Power & PSD - WLAN5Gx ac-VHT20 mode U-NII-2A
Information	

EUT Common Settings WLAN5Gx

Number of Antenna Ports	2
User Interaction	No
Device Class UNII_1	Client
Limit W52 Japan	Standard

Test Parameter

Technology to test	WLAN5Gx ac-VHT20 mode
Antenna port used	1
Temperature	nom
Voltage	nom
Frequency low to test	False | Freq [MHz] 5260
Frequency mid to test	True | Freq [MHz] 5280
Frequency high to test	False | Freq [MHz] 5320
Auto control enabled power supply | Climatic Box	No | No
Additional path loss [dB]	1.4
Full path name | type	EUT - SignalingUnit - SpectrumAnalyzer

Equipment

Signal analyzer,Rohde&Schwarz,FSV-40,1307.9002K40/101042,3.70
Switch matrix,CTCadvanced,SPM-4 NI DAQ,28016133,NI

Test at TX 5280 MHz

RESULT: Reference Power cond.

DESCRIPTION	LOWER LIMIT	UPPER LIMIT	MEASURED	UNIT	VERDICT
Ref. Power 1MHz/1MHz cond.	---	---	15.18	dBm	INFO
Ref. Frequency	---	---	5287.590	MHz	INFO

Evaluation max. Duty Cycle

Duty Cycle evaluation

DESCRIPTION	LOWER LIMIT	UPPER LIMIT	MEASURED	UNIT	VERDICT
No enough Bursts detected, Duty Cycle Burst Ratio set to 1					
Duty Cycle (Burst Ratio) max	---	---	1	---	INFO
Duty Cycle max	---	---	0	dB	INFO
Duty Cycle (Burst Ratio) min	---	---	1	---	INFO
Duty Cycle min	---	---	0	dB	INFO

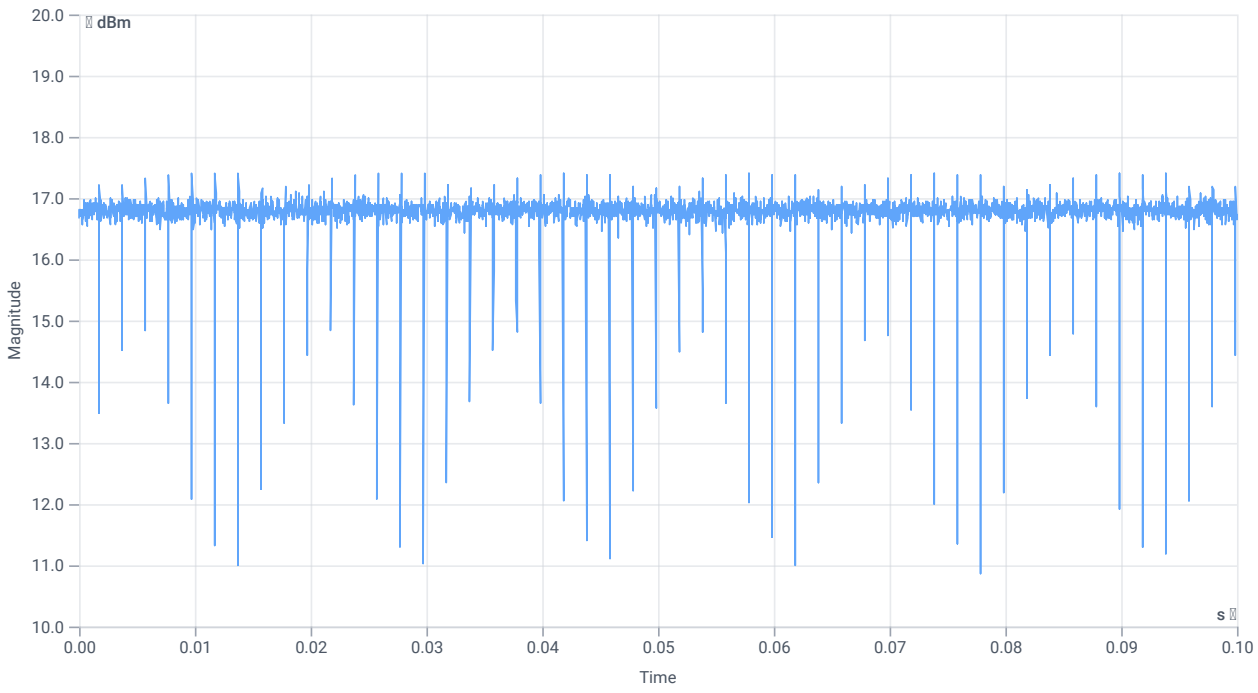

Duty cycle

Evaluation Bandwidth

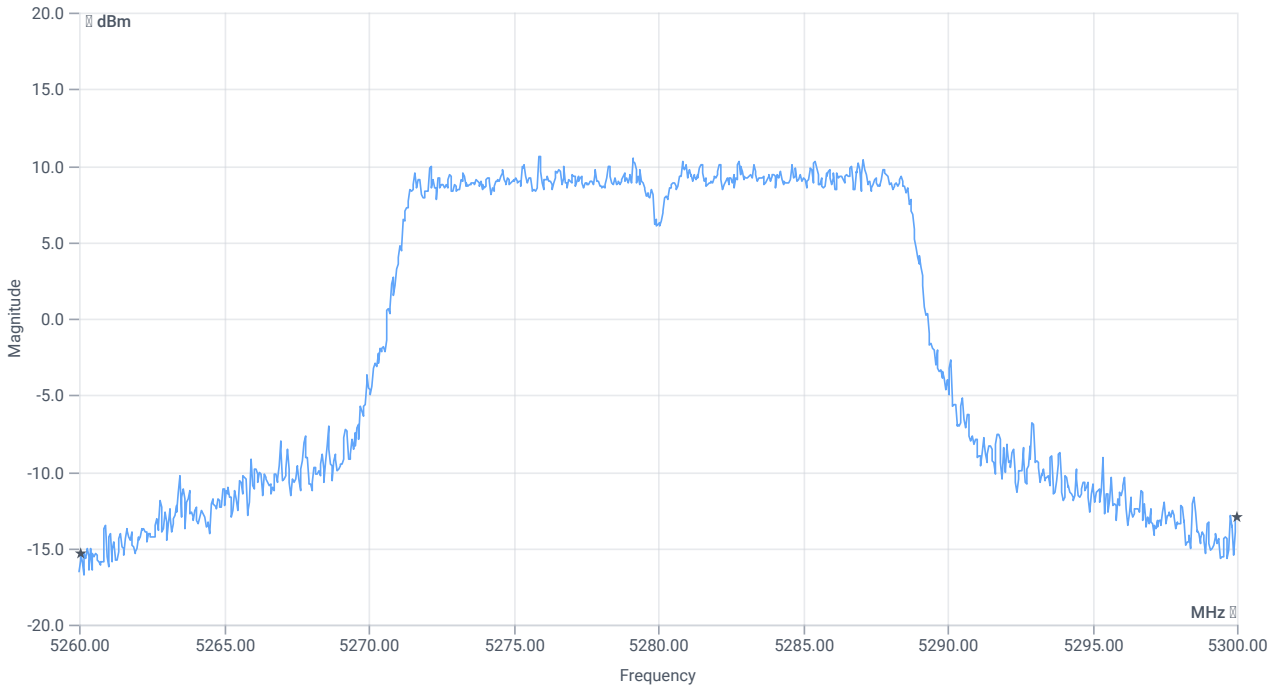

BW 26dB

RESULT

DESCRIPTION	LOWER LIMIT	UPPER LIMIT	MEASURED	UNIT	VERDICT
Bandwidth 26dB	---	---	39.92	MHz	INFO
T1 26dB	---	---	5260.0800	MHz	INFO
T2 26dB	---	---	5300.0000	MHz	INFO

Maximum Output Power

READ SA SETTINGS:

RefLevel [dBm] | RefLevelOffset [dB] | InpAtt [dB]	27.18 | 16.2 | 25
Start [MHz] | Stop [MHz]	5260.000 | 5300.000
RBW [MHz] | VBW [MHz]	1.000000 | 3.000000
Detector | TraceMode	RMS | MAXH
Sweep: time [ms] | count | points per Section | type	53700 | 1 | 161 | SWE

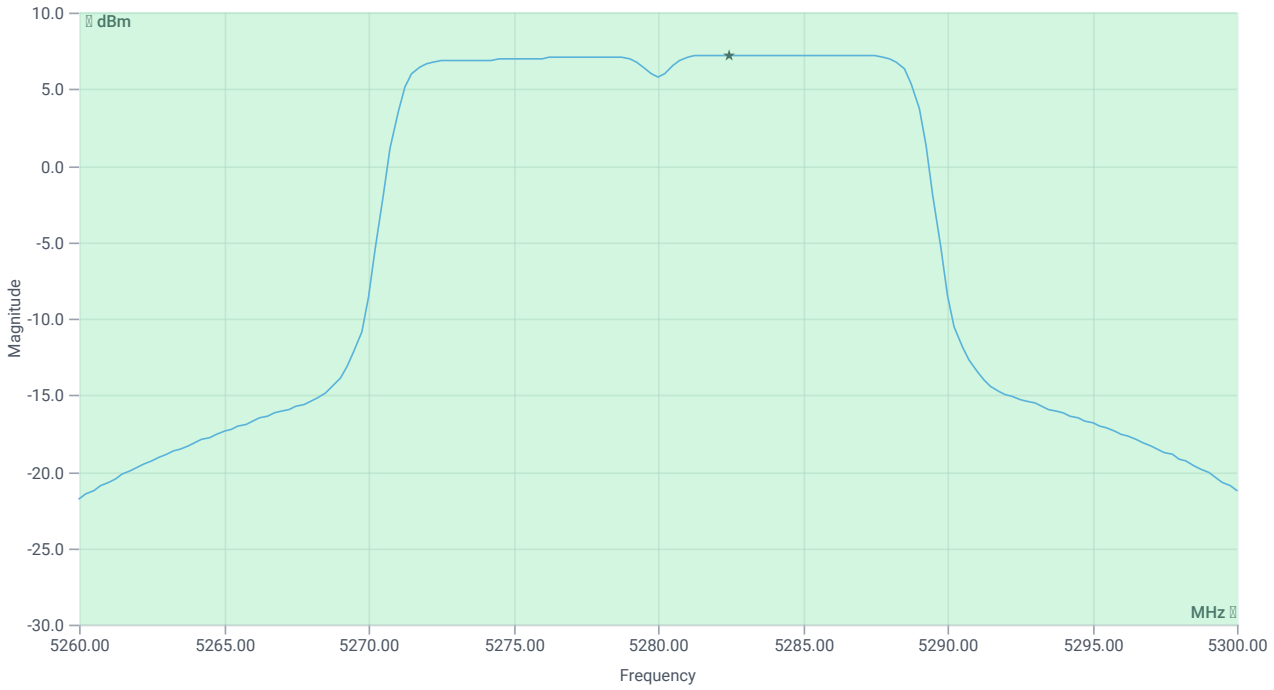

Max OP and PSD

RESULT

DESCRIPTION	LOWER LIMIT	UPPER LIMIT	MEASURED	UNIT	VERDICT
Max Output Power	---	---	19.27	dBm	INFO
Duty Cycle Correction	---	---	0	dB	INFO
Limit absolute					
Max Output Power DC corrected	---	24	19.27	dBm	PASS
Limit: 11 dBm + 10 log 39.92					
Max Output Power DC corrected	---	27.01	19.27	dBm	PASS

Power Spectral Density

RESULT

DESCRIPTION	LOWER LIMIT	UPPER LIMIT	MEASURED	UNIT	VERDICT
Power Spectral Density	---	---	7.21	dBm/1MHz	INFO
Duty Cycle Correction	---	---	0	dB	INFO
Power Spectral Density DC corrected	---	11	7.21	dBm/1MHz	PASS

Verdict
PASS

FCC 15.407, ISED RSS247 # Bandwidths 99PCT and 20dB ~ WLAN5Gx ac-VHT20 mode U-NII-2A

References

TC start	18.01.2024 13:09:43
Ambit temp [°C] | humidity [rel%]	22.4 | 31
System version	4.7.1.5
Standard | Version	FCC 15.407, ISED RSS247 | NI
Method	26dB Bandwidth KDB789033 D02, C.1 / ISED RSS-GEN
Description	FCC 15.407 Bandwidths - WLAN5Gx ac-VHT20 mode U-NII-2A
Information	

EUT Common Settings WLAN5Gx

Number of Antenna Ports	2
User Interaction	No
Device Class UNII_1	Client
Limit W52 Japan	Standard

Test Parameter

Technology to test	WLAN5Gx ac-VHT20 mode
Antenna port used	1
Temperature	nom
Voltage	nom
Frequency low to test	False | Freq [MHz] 5260
Frequency mid to test	True | Freq [MHz] 5280
Frequency high to test	False | Freq [MHz] 5320
Auto control enabled power supply | Climatic Box	No | No
Additional path loss [dB]	1.4
Full path name | type	EUT - SignalingUnit - SpectrumAnalyzer

Equipment

Signal analyzer,Rohde&Schwarz,FSV-40,1307.9002K40/101042,3.70
Switch matrix,CTCadvanced,SPM-4 NI DAQ,28016133,NI

Test at TX 5280 MHz

RESULT: Reference Power cond.

DESCRIPTION	LOWER LIMIT	UPPER LIMIT	MEASURED	UNIT	VERDICT
Ref. Power 1MHz/1MHz cond.	---	---	15.21	dBm	INFO
Ref. Frequency	---	---	5277.400	MHz	INFO

READ SA SETTINGS:

RefLevel [dBm] | RefLevelOffset [dB] | InpAtt [dB]	23.21 | 16.2 | 25
Start [MHz] | Stop [MHz]	5255.000 | 5305.000
RBW [MHz] | VBW [MHz]	0.300000 | 1.000000
Detector | TraceMode	POS | MAXH
Sweep: time [ms] | count | points per Section | type	1 | 2500 | 1001 | SWE

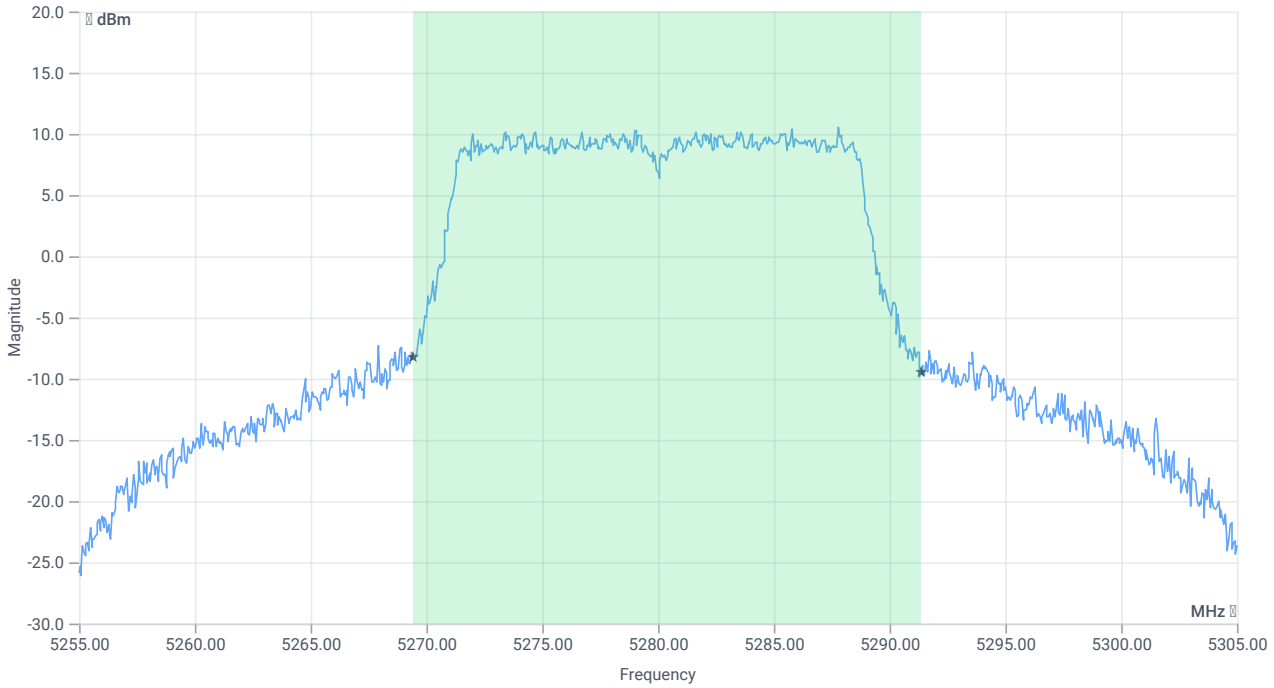

BW 99PCT

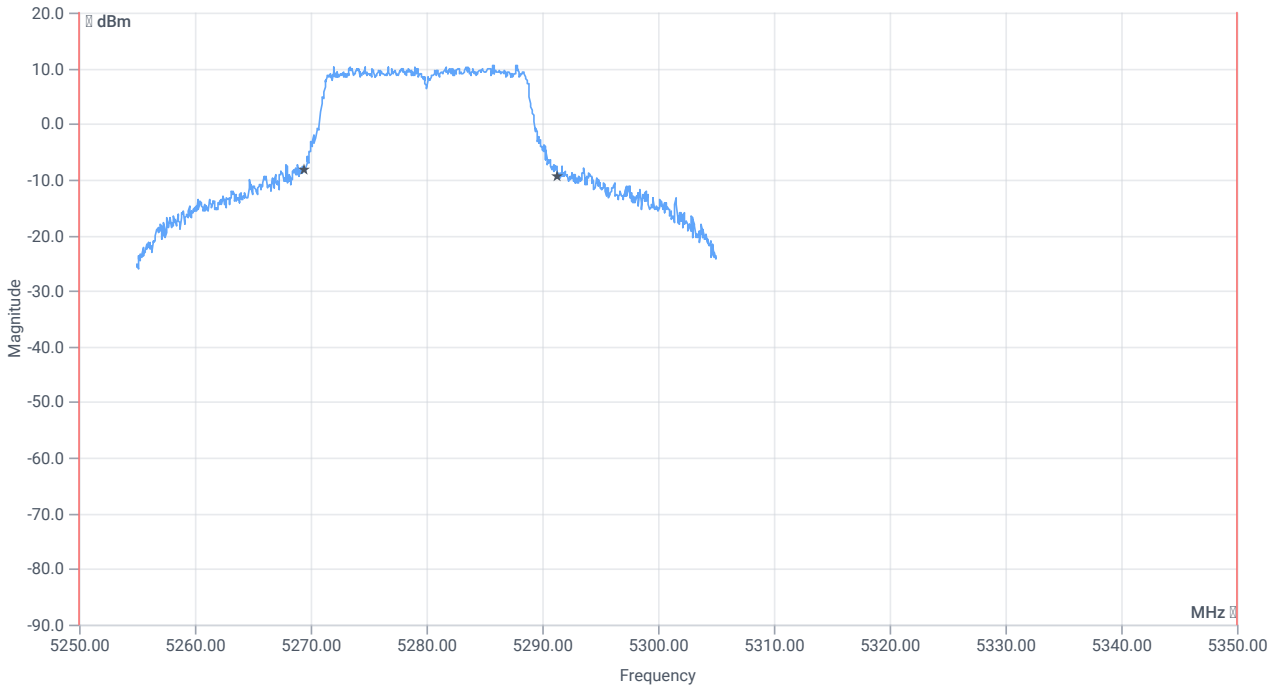

BW within Band 99PCT

RESULT

DESCRIPTION	LOWER LIMIT	UPPER LIMIT	MEASURED	UNIT	VERDICT
Bandwidth 99%	---	---	21.878	MHz	INFO
T1 99%	5250.000000	---	5269.4605	MHz	PASS since U-NII-1 is supported
T2 99%	---	5350.000000	5291.3387	MHz	PASS

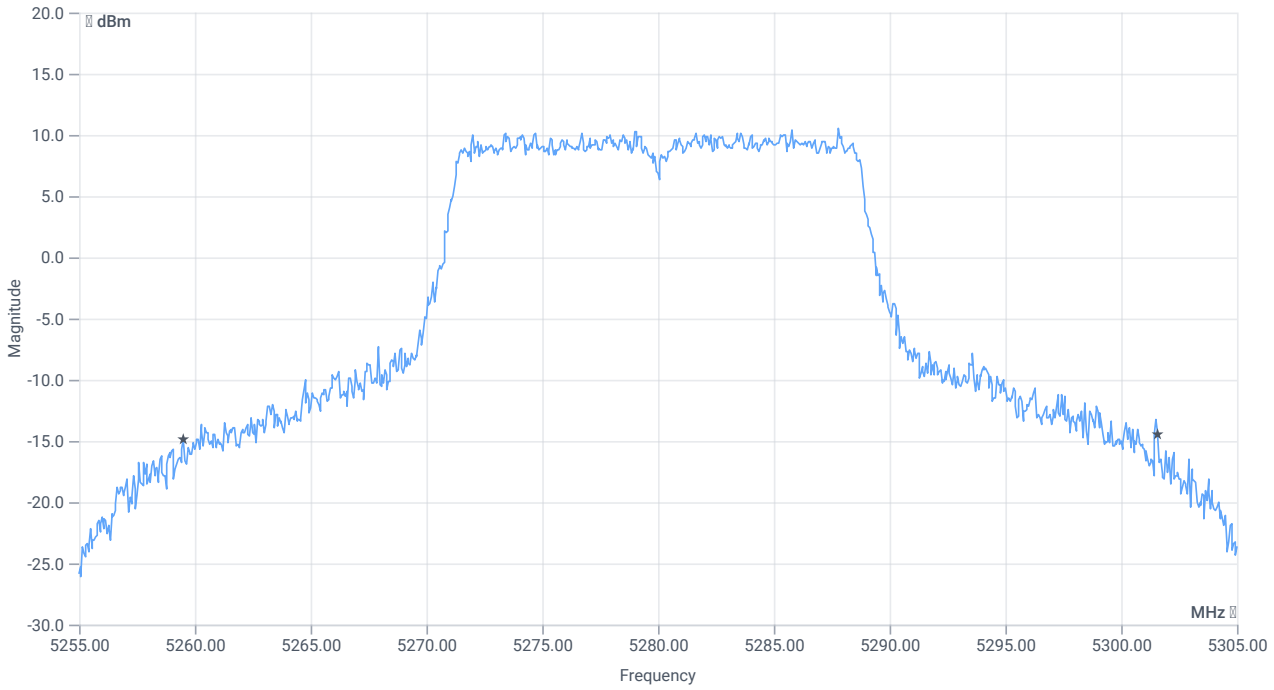

BW 26dB

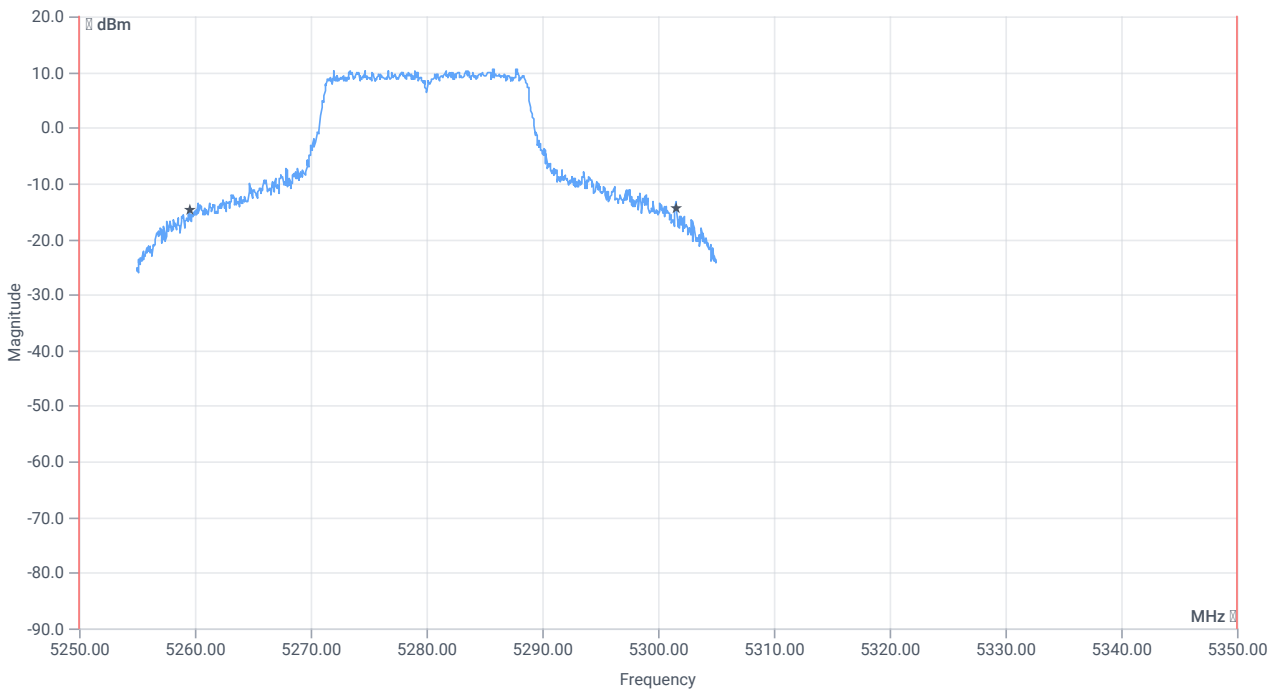

BW within Band 26dB

RESULT

DESCRIPTION	LOWER LIMIT	UPPER LIMIT	MEASURED	UNIT	VERDICT
Bandwidth 26dB	---	---	42.1	MHz	INFO

RESULT

DESCRIPTION	LOWER LIMIT	UPPER LIMIT	MEASURED	UNIT	VERDICT
T1 26dB	5250.000000	---	5259.5000	MHz	PASS since U-NII-1 is supported
T2 26dB	---	5350.000000	5301.6000	MHz	PASS

Verdict
PASS

FCC 15.407 # Max output power and psd ~ WLAN5Gx ac-VHT20 mode U-NII-2A

References

TC start	18.01.2024 13:10:16
Ambit temp [°C] | humidity [rel%]	22.4 | 30
System version	4.7.1.5
Standard | Version	FCC 15.407 | NI
Method	KDB789033 D02, F., E.2.e.
Description	FCC 15.407 Max Output Power & PSD - WLAN5Gx ac-VHT20 mode U-NII-2A
Information	

EUT Common Settings WLAN5Gx

Number of Antenna Ports	2
User Interaction	No
Device Class UNII_1	Client
Limit W52 Japan	Standard

Test Parameter

Technology to test	WLAN5Gx ac-VHT20 mode
Antenna port used	2
Temperature	nom
Voltage	nom
Frequency low to test	False | Freq [MHz] 5260
Frequency mid to test	True | Freq [MHz] 5280
Frequency high to test	False | Freq [MHz] 5320
Auto control enabled power supply | Climatic Box	No | No
Additional path loss [dB]	1.4
Full path name | type	EUT - SignalingUnit - SpectrumAnalyzer

Equipment

Signal analyzer,Rohde&Schwarz,FSV-40,1307.9002K40/101042,3.70
Switch matrix,CTCadvanced,SPM-4 NI DAQ,28016133,NI

Test at TX 5280 MHz

RESULT: Reference Power cond.

DESCRIPTION	LOWER LIMIT	UPPER LIMIT	MEASURED	UNIT	VERDICT
Ref. Power 1MHz/1MHz cond.	---	---	16.48	dBm	INFO
Ref. Frequency	---	---	5278.000	MHz	INFO

Evaluation max. Duty Cycle

Duty Cycle evaluation

DESCRIPTION	LOWER LIMIT	UPPER LIMIT	MEASURED	UNIT	VERDICT
No enough Bursts detected, Duty Cycle Burst Ratio set to 1					
Duty Cycle (Burst Ratio) max	---	---	1	---	INFO
Duty Cycle max	---	---	0	dB	INFO
Duty Cycle (Burst Ratio) min	---	---	1	---	INFO
Duty Cycle min	---	---	0	dB	INFO

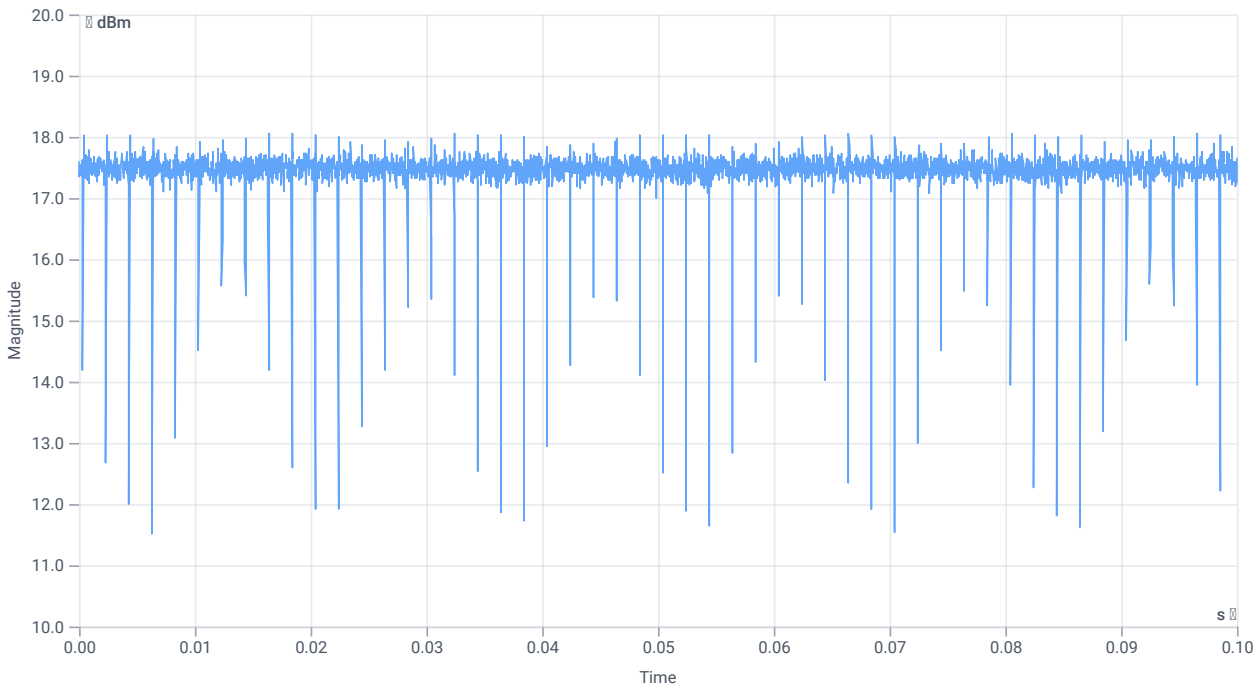

Duty cycle

Evaluation Bandwidth

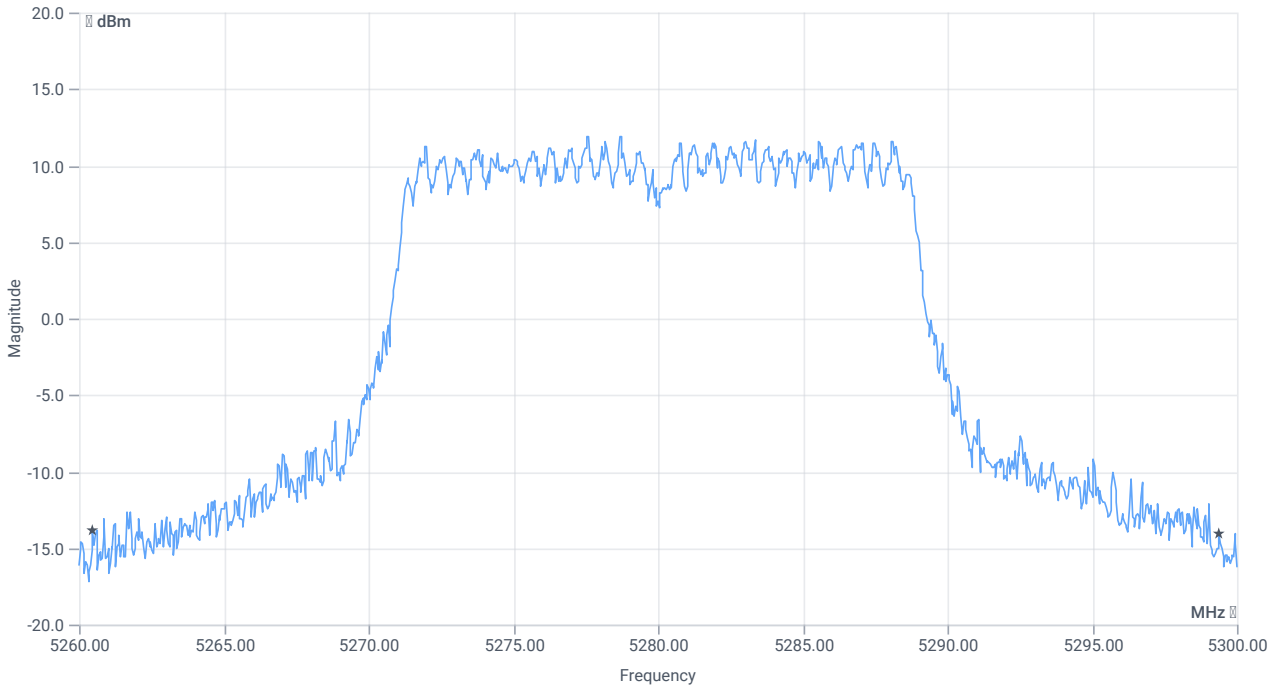

BW 26dB

RESULT

DESCRIPTION	LOWER LIMIT	UPPER LIMIT	MEASURED	UNIT	VERDICT
Bandwidth 26dB	---	---	38.92	MHz	INFO
T1 26dB	---	---	5260.4800	MHz	INFO
T2 26dB	---	---	5299.4000	MHz	INFO

Maximum Output Power

READ SA SETTINGS:

RefLevel [dBm] | RefLevelOffset [dB] | InpAtt [dB]	28.48 | 16.2 | 30
Start [MHz] | Stop [MHz]	5260.000 | 5300.000
RBW [MHz] | VBW [MHz]	1.000000 | 3.000000
Detector | TraceMode	RMS | MAXH
Sweep: time [ms] | count | points per Section | type	53700 | 1 | 161 | SWE

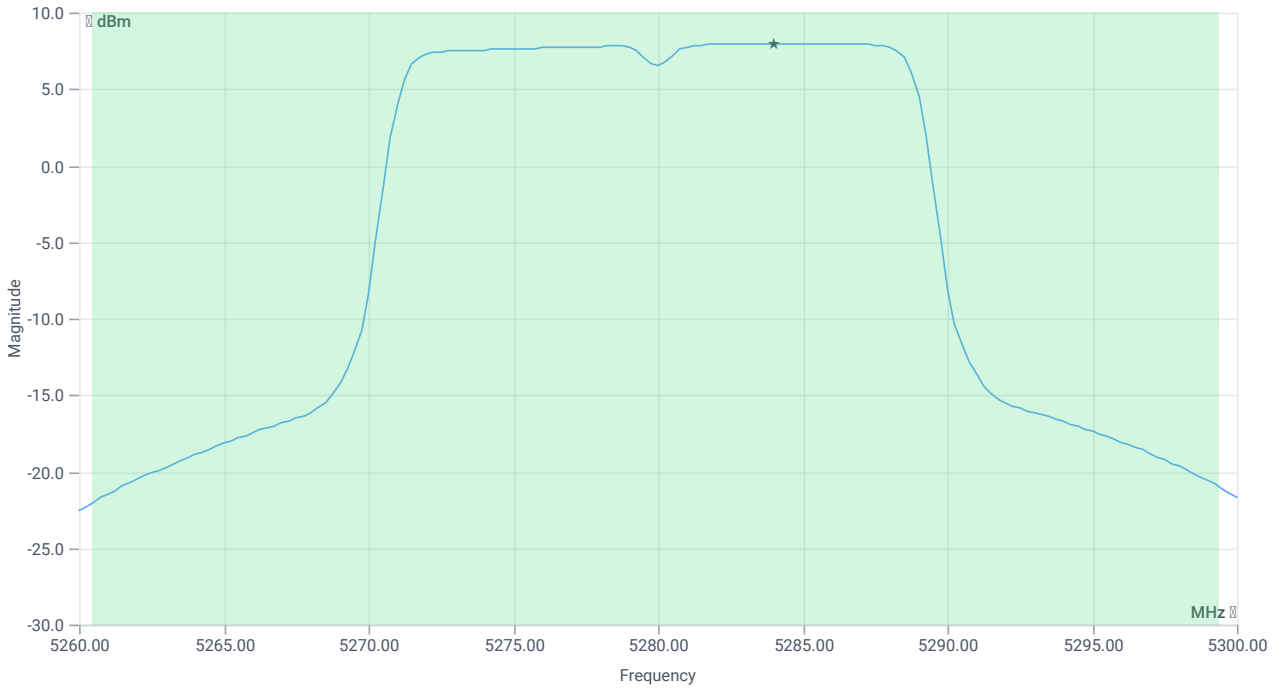

Max OP and PSD

RESULT

DESCRIPTION	LOWER LIMIT	UPPER LIMIT	MEASURED	UNIT	VERDICT
Max Output Power	---	---	19.94	dBm	INFO
Duty Cycle Correction	---	---	0	dB	INFO
Limit absolute					
Max Output Power DC corrected	---	24	19.94	dBm	PASS
Limit: 11 dBm + 10 log 38.92					
Max Output Power DC corrected	---	26.9	19.94	dBm	PASS

Power Spectral Density

RESULT

DESCRIPTION	LOWER LIMIT	UPPER LIMIT	MEASURED	UNIT	VERDICT
Power Spectral Density	---	---	7.94	dBm/1MHz	INFO
Duty Cycle Correction	---	---	0	dB	INFO
Power Spectral Density DC corrected	---	11	7.94	dBm/1MHz	PASS

Verdict
PASS

FCC 15.407, ISED RSS247 # Bandwidths 99PCT and 20dB ~ WLAN5Gx ac-VHT20 mode U-NII-2A

References

TC start	18.01.2024 13:11:43
Ambit temp [°C] | humidity [rel%]	22.4 | 31
System version	4.7.1.5
Standard | Version	FCC 15.407, ISED RSS247 | NI
Method	26dB Bandwidth KDB789033 D02, C.1 / ISED RSS-GEN
Description	FCC 15.407 Bandwidths - WLAN5Gx ac-VHT20 mode U-NII-2A
Information	

EUT Common Settings WLAN5Gx

Number of Antenna Ports	2
User Interaction	No
Device Class UNII_1	Client
Limit W52 Japan	Standard

Test Parameter

Technology to test	WLAN5Gx ac-VHT20 mode
Antenna port used	2
Temperature	nom
Voltage	nom
Frequency low to test	False | Freq [MHz] 5260
Frequency mid to test	True | Freq [MHz] 5280
Frequency high to test	False | Freq [MHz] 5320
Auto control enabled power supply | Climatic Box	No | No
Additional path loss [dB]	1.4
Full path name | type	EUT - SignalingUnit - SpectrumAnalyzer

Equipment

Signal analyzer,Rohde&Schwarz,FSV-40,1307.9002K40/101042,3.70
Switch matrix,CTCadvanced,SPM-4 NI DAQ,28016133,NI

Test at TX 5280 MHz

RESULT: Reference Power cond.

DESCRIPTION	LOWER LIMIT	UPPER LIMIT	MEASURED	UNIT	VERDICT
Ref. Power 1MHz/1MHz cond.	---	---	16.55	dBm	INFO
Ref. Frequency	---	---	5281.600	MHz	INFO

READ SA SETTINGS:

RefLevel [dBm] | RefLevelOffset [dB] | InpAtt [dB]	24.55 | 16.2 | 25
Start [MHz] | Stop [MHz]	5255.000 | 5305.000
RBW [MHz] | VBW [MHz]	0.300000 | 1.000000
Detector | TraceMode	POS | MAXH
Sweep: time [ms] | count | points per Section | type	1 | 2500 | 1001 | SWE

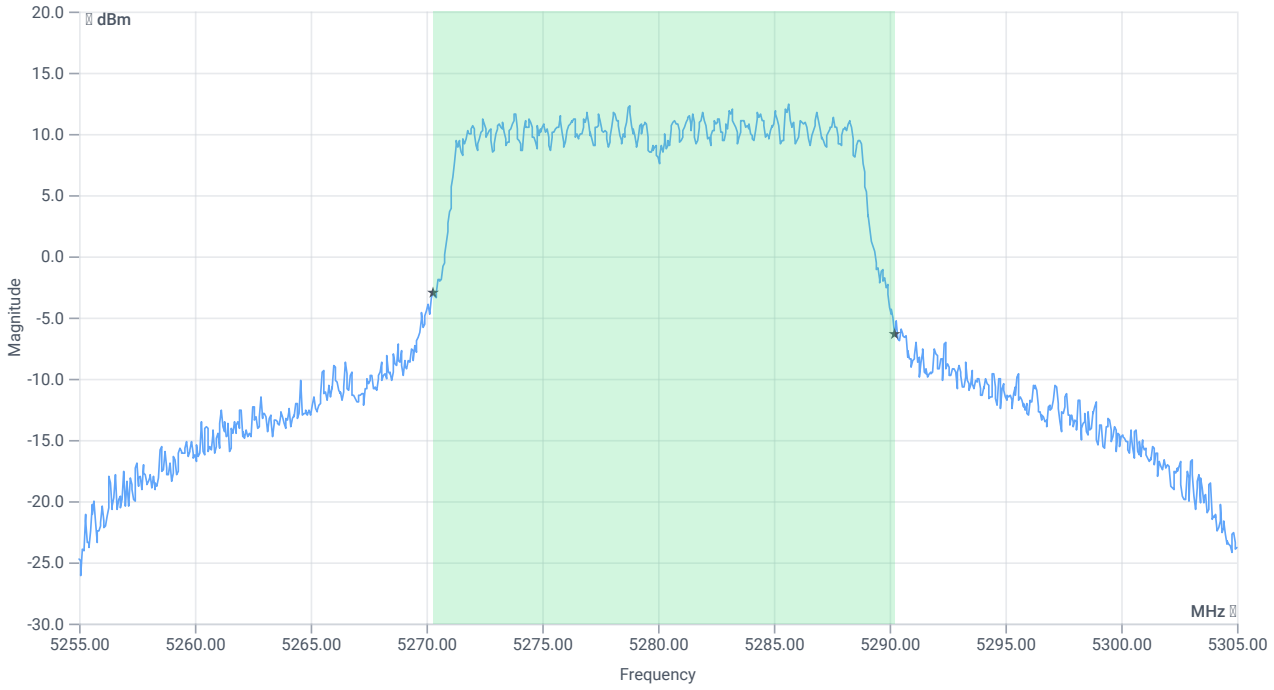

BW 99PCT

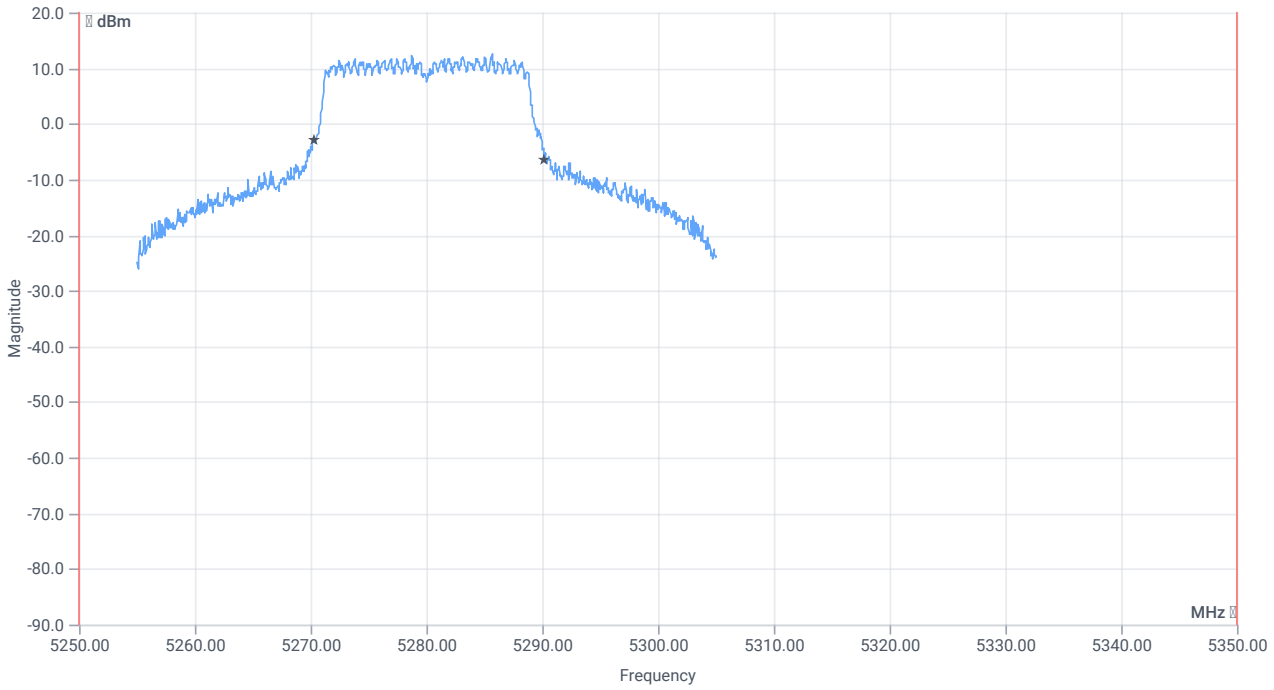

BW within Band 99PCT

RESULT

DESCRIPTION	LOWER LIMIT	UPPER LIMIT	MEASURED	UNIT	VERDICT
Bandwidth 99%	---	---	19.93	MHz	INFO
T1 99%	5250.000000	---	5270.2597	MHz	PASS since U-NII-1 is supported
T2 99%	---	5350.000000	5290.1898	MHz	PASS

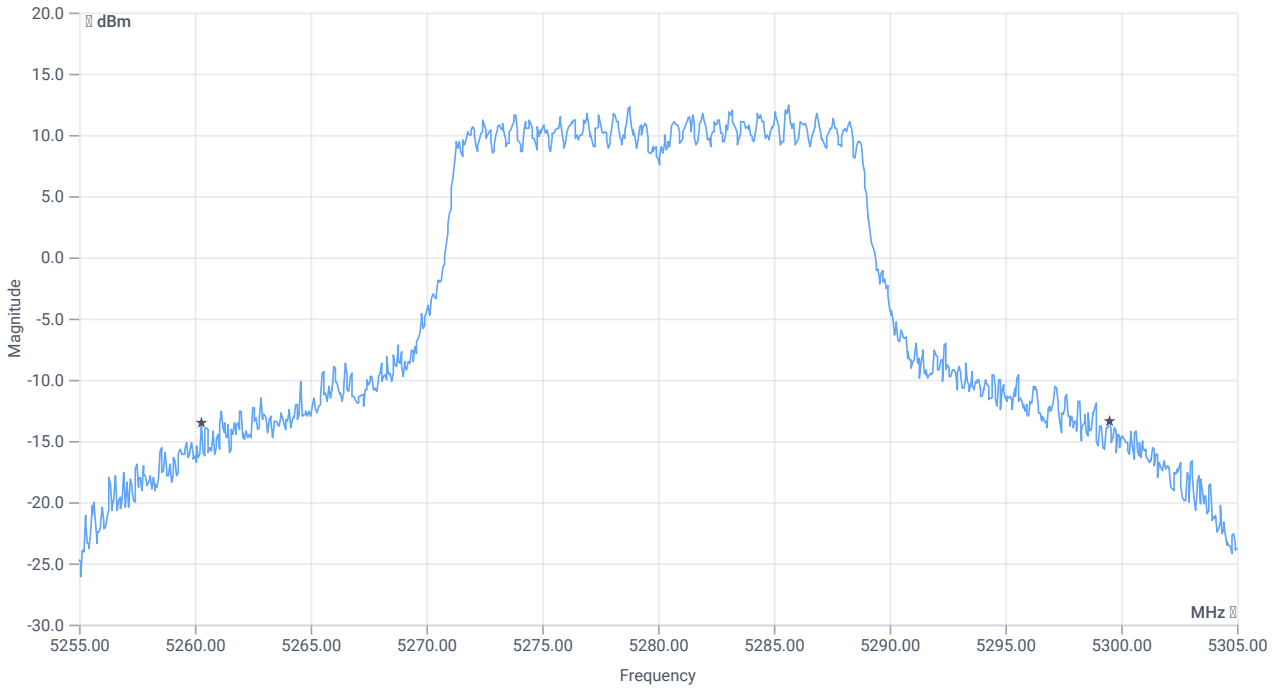

BW 26dB

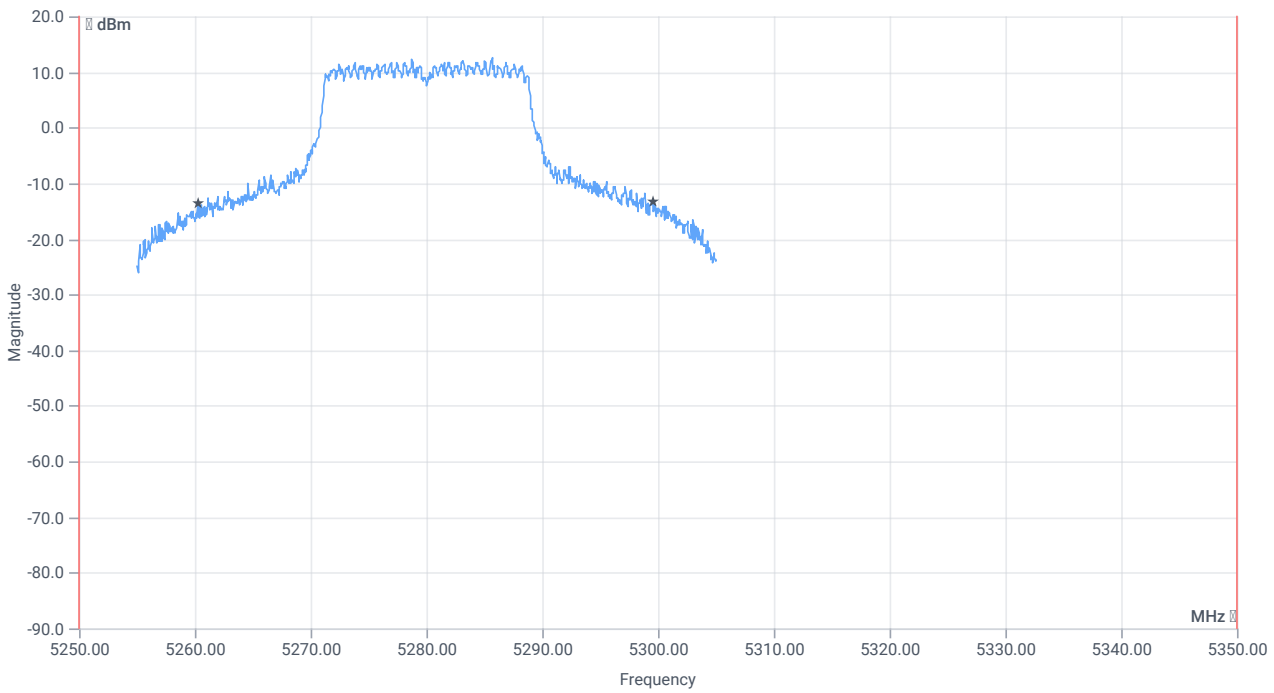

BW within Band 26dB

RESULT

DESCRIPTION	LOWER LIMIT	UPPER LIMIT	MEASURED	UNIT	VERDICT
Bandwidth 26dB	---	---	39.25	MHz	INFO

RESULT

DESCRIPTION	LOWER LIMIT	UPPER LIMIT	MEASURED	UNIT	VERDICT
T1 26dB	5250.000000	---	5260.2500	MHz	PASS since U-NII-1 is supported
T2 26dB	---	5350.000000	5299.5000	MHz	PASS

Verdict
PASS

FCC 15.407 # MIMO ∑ Max output power and psd ~ WLAN5Gx ac-VHT20 mode U-NII-2A

References

TC start	18.01.2024 13:12:13
Ambit temp [°C] | humidity [rel%]	22.3 | 31
System version	4.7.1.5
Standard | Version	FCC 15.407 | NI
Method	
Description	MIMO ∑ FCC Power & psd - WLAN5Gx ac-VHT20 mode U-NII-2A
Information	

EUT Common Settings WLAN5Gx

Number of Antenna Ports	2
User Interaction	No
Device Class UNII_1	Client
Limit W52 Japan	Standard

Test Parameter

Technology to test	WLAN5Gx ac-VHT20 mode
Antenna port used	several
Temperature	nom
Voltage	nom
Frequency low to test	False | Freq [MHz] 5260
Frequency mid to test	True | Freq [MHz] 5280
Frequency high to test	False | Freq [MHz] 5320
Auto control enabled power supply | Climatic Box	No | No
Additional path loss [dB]	1.4
Full path name | type	None

Equipment

Test at TX 5280 MHz

RESULT Power

DESCRIPTION	LOWER LIMIT	UPPER LIMIT	MEASURED	UNIT	VERDICT
Ant:1 Max Output Power DC corrected	---	---	19.27	dBm	INFO
Ant:1 BW 26dB	---	---	39.920	MHz	INFO
Ant:2 Max Output Power DC corrected	---	---	19.94	dBm	INFO
Ant:2 BW 26dB	---	---	38.920	MHz	INFO
∑ Limit absolute	---	24	22.63	dBm	PASS
∑ Limit: 11 dBm + 10 log 38.92	---	26.9	22.63	dBm	PASS

RESULT PSD

DESCRIPTION	LOWER LIMIT	UPPER LIMIT	MEASURED	UNIT	VERDICT
Ant:1 PSD	---	---	7.21	dBm/1MHz	INFO
Ant:2 PSD	---	---	7.94	dBm/1MHz	INFO
∑	---	11	10.6	dBm/1MHz	PASS

Verdict
PASS

FCC 15.407 # Max output power and psd ~ WLAN5Gx ac-VHT20 mode U-NII-2A

References

TC start	18.01.2024 13:13:58
Ambit temp [°C] | humidity [rel%]	22.3 | 31
System version	4.7.1.5
Standard | Version	FCC 15.407 | NI
Method	KDB789033 D02, F., E.2.e.
Description	FCC 15.407 Max Output Power & PSD - WLAN5Gx ac-VHT20 mode U-NII-2A
Information	

EUT Common Settings WLAN5Gx

Number of Antenna Ports	2
User Interaction	No
Device Class UNII_1	Client
Limit W52 Japan	Standard

Test Parameter

Technology to test	WLAN5Gx ac-VHT20 mode
Antenna port used	1
Temperature	nom
Voltage	nom
Frequency low to test	False | Freq [MHz] 5260
Frequency mid to test	False | Freq [MHz] 5280
Frequency high to test	True | Freq [MHz] 5320
Auto control enabled power supply | Climatic Box	No | No
Additional path loss [dB]	1.4
Full path name | type	EUT - SignalingUnit - SpectrumAnalyzer

Equipment

Signal analyzer,Rohde&Schwarz,FSV-40,1307.9002K40/101042,3.70
Switch matrix,CTCadvanced,SPM-4 NI DAQ,28016133,NI

Test at TX 5320 MHz

RESULT: Reference Power cond.

DESCRIPTION	LOWER LIMIT	UPPER LIMIT	MEASURED	UNIT	VERDICT
Ref. Power 1MHz/1MHz cond.	---	---	13.94	dBm	INFO
Ref. Frequency	---	---	5321.000	MHz	INFO

Evaluation max. Duty Cycle

Duty Cycle evaluation

DESCRIPTION	LOWER LIMIT	UPPER LIMIT	MEASURED	UNIT	VERDICT
No enough Bursts detected, Duty Cycle Burst Ratio set to 1					
Duty Cycle (Burst Ratio) max	---	---	1	---	INFO
Duty Cycle max	---	---	0	dB	INFO
Duty Cycle (Burst Ratio) min	---	---	1	---	INFO
Duty Cycle min	---	---	0	dB	INFO

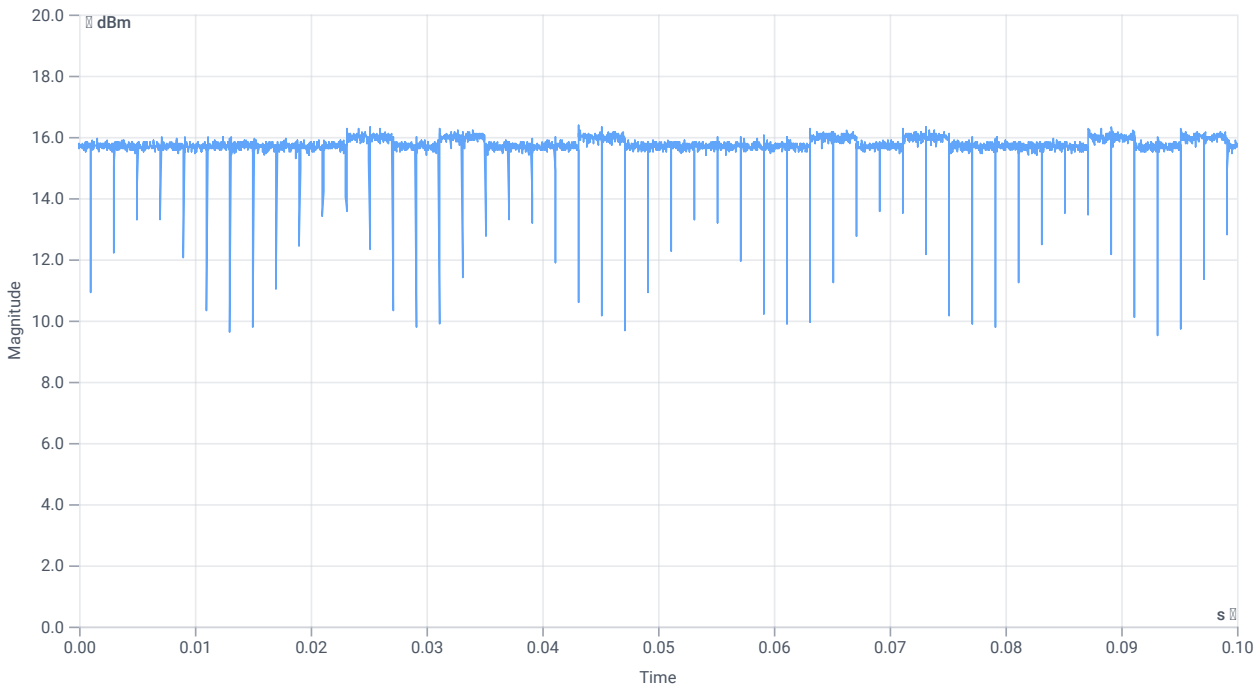

Duty cycle

Evaluation Bandwidth

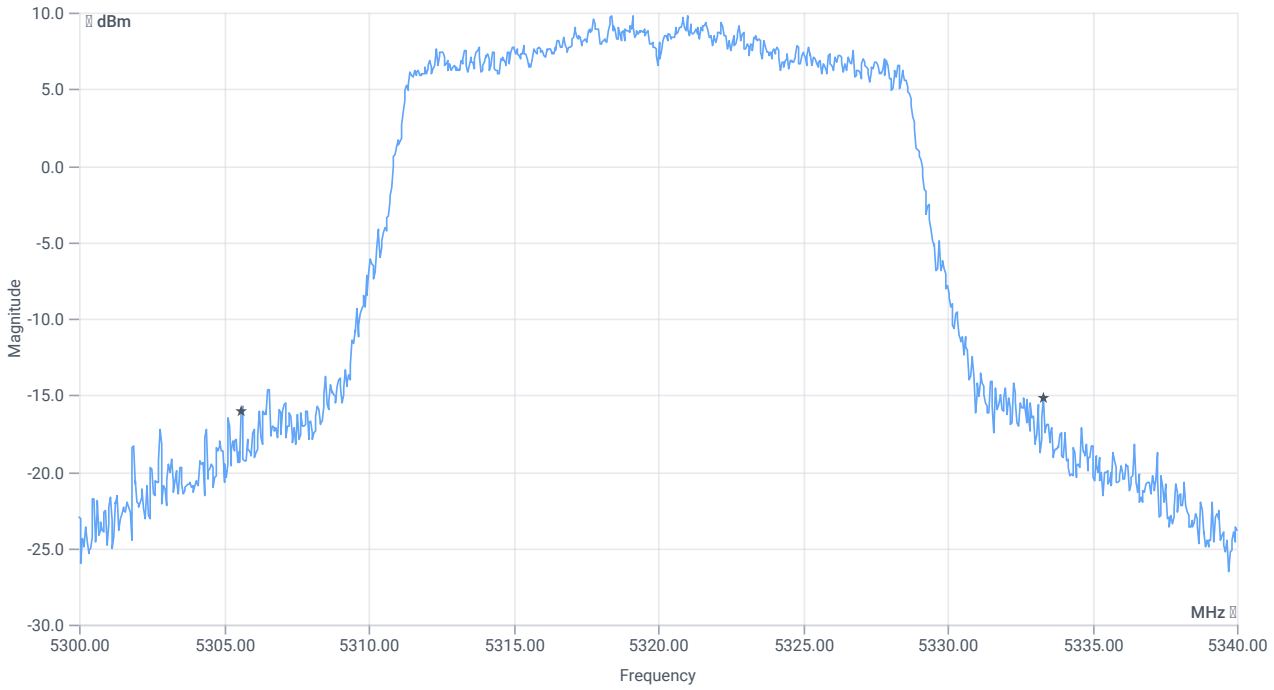

BW 26dB

RESULT

DESCRIPTION	LOWER LIMIT	UPPER LIMIT	MEASURED	UNIT	VERDICT
Bandwidth 26dB	---	---	27.72	MHz	INFO
T1 26dB	---	---	5305.6000	MHz	INFO
T2 26dB	---	---	5333.3200	MHz	INFO

Maximum Output Power

READ SA SETTINGS:

RefLevel [dBm] | RefLevelOffset [dB] | InpAtt [dB]	25.94 | 16.26 | 25
Start [MHz] | Stop [MHz]	5300.000 | 5340.000
RBW [MHz] | VBW [MHz]	1.000000 | 3.000000
Detector | TraceMode	RMS | MAXH
Sweep: time [ms] | count | points per Section | type	53700 | 1 | 161 | SWE

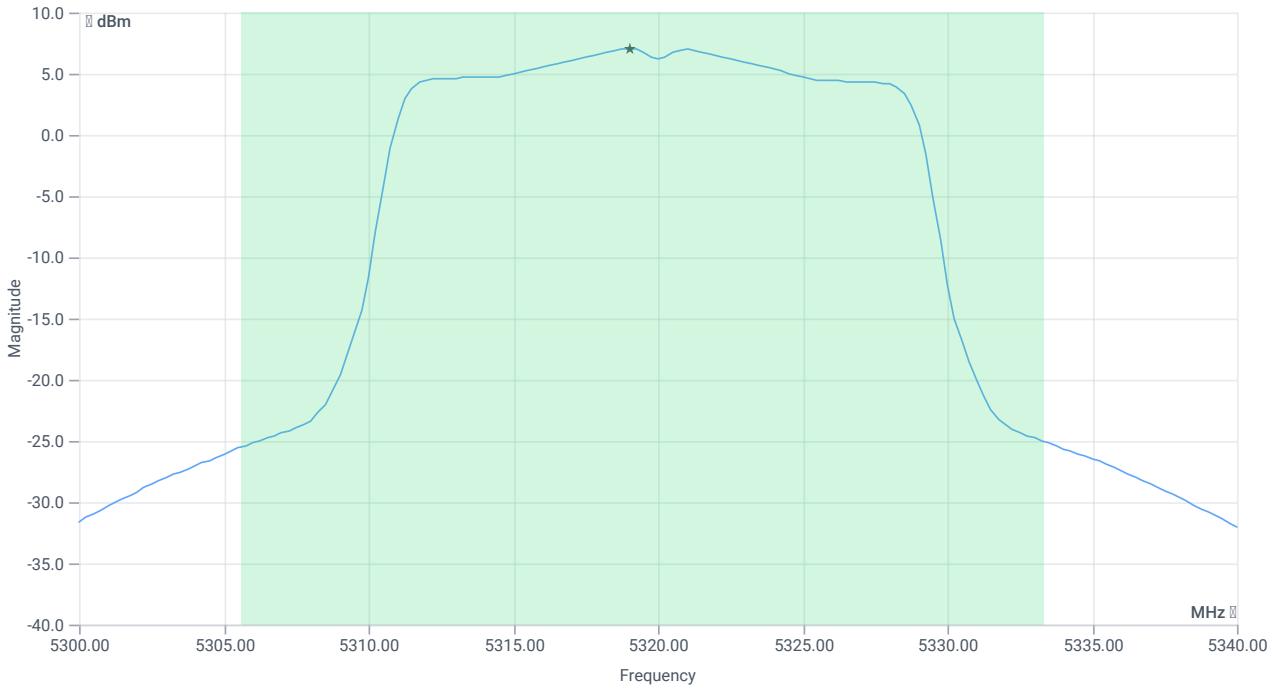

Max OP and PSD

RESULT

DESCRIPTION	LOWER LIMIT	UPPER LIMIT	MEASURED	UNIT	VERDICT
Max Output Power	---	---	17.77	dBm	INFO
Duty Cycle Correction	---	---	0	dB	INFO
Limit absolute					
Max Output Power DC corrected	---	24	17.77	dBm	PASS
Limit: 11 dBm + 10 log 27.72					
Max Output Power DC corrected	---	25.43	17.77	dBm	PASS

Power Spectral Density

RESULT

DESCRIPTION	LOWER LIMIT	UPPER LIMIT	MEASURED	UNIT	VERDICT
Power Spectral Density	---	---	7.04	dBm/1MHz	INFO
Duty Cycle Correction	---	---	0	dB	INFO
Power Spectral Density DC corrected	---	11	7.04	dBm/1MHz	PASS

Verdict
PASS

FCC 15.407, ISED RSS247 # Bandwidths 99PCT and 20dB ~ WLAN5Gx ac-VHT20 mode U-NII-2A

References

TC start	18.01.2024 13:15:26
Ambit temp [°C] | humidity [rel%]	22.3 | 30
System version	4.7.1.5
Standard | Version	FCC 15.407, ISED RSS247 | NI
Method	26dB Bandwidth KDB789033 D02, C.1 / ISED RSS-GEN
Description	FCC 15.407 Bandwidths - WLAN5Gx ac-VHT20 mode U-NII-2A
Information	

EUT Common Settings WLAN5Gx

Number of Antenna Ports	2
User Interaction	No
Device Class UNII_1	Client
Limit W52 Japan	Standard

Test Parameter

Technology to test	WLAN5Gx ac-VHT20 mode
Antenna port used	1
Temperature	nom
Voltage	nom
Frequency low to test	False | Freq [MHz] 5260
Frequency mid to test	False | Freq [MHz] 5280
Frequency high to test	True | Freq [MHz] 5320
Auto control enabled power supply | Climatic Box	No | No
Additional path loss [dB]	1.4
Full path name | type	EUT - SignalingUnit - SpectrumAnalyzer

Equipment

Signal analyzer,Rohde&Schwarz,FSV-40,1307.9002K40/101042,3.70
Switch matrix,CTCadvanced,SPM-4 NI DAQ,28016133,NI

Test at TX 5320 MHz

RESULT: Reference Power cond.

DESCRIPTION	LOWER LIMIT	UPPER LIMIT	MEASURED	UNIT	VERDICT
Ref. Power 1MHz/1MHz cond.	---	---	14.81	dBm	INFO
Ref. Frequency	---	---	5321.800	MHz	INFO

READ SA SETTINGS:

RefLevel [dBm] | RefLevelOffset [dB] | InpAtt [dB]	22.81 | 16.26 | 25
Start [MHz] | Stop [MHz]	5295.000 | 5345.000
RBW [MHz] | VBW [MHz]	0.300000 | 1.000000
Detector | TraceMode	POS | MAXH
Sweep: time [ms] | count | points per Section | type	1 | 2500 | 1001 | SWE

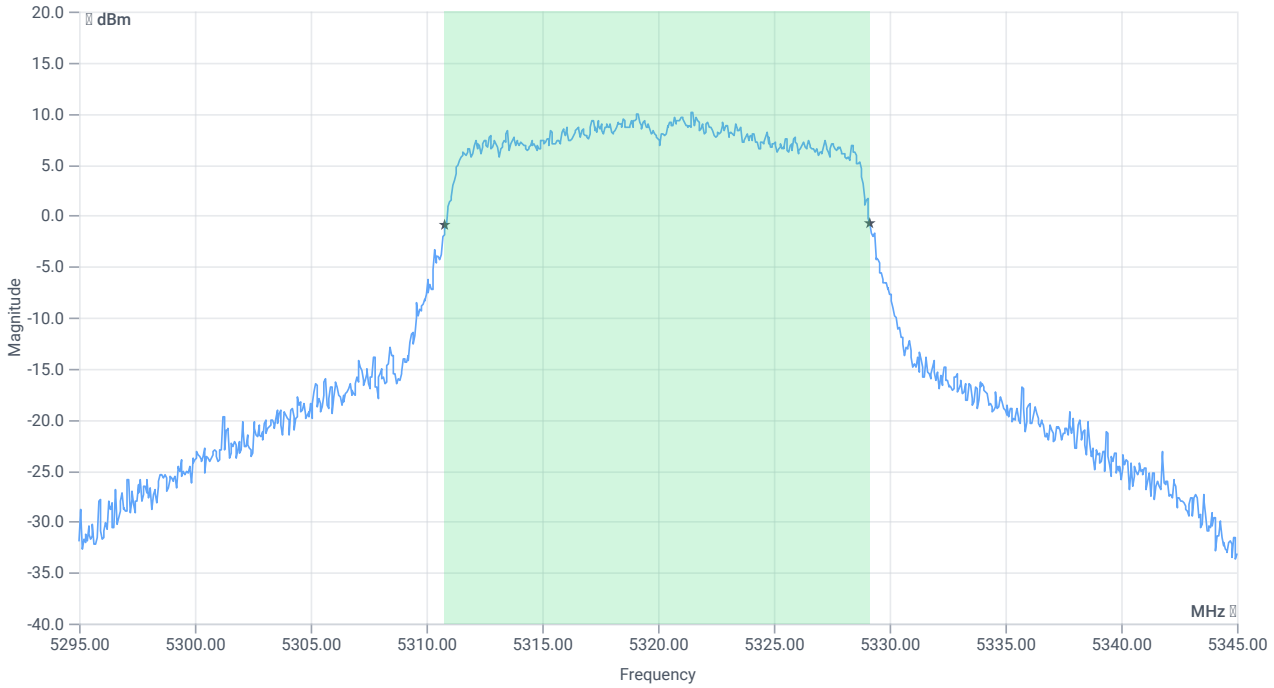

BW 99PCT

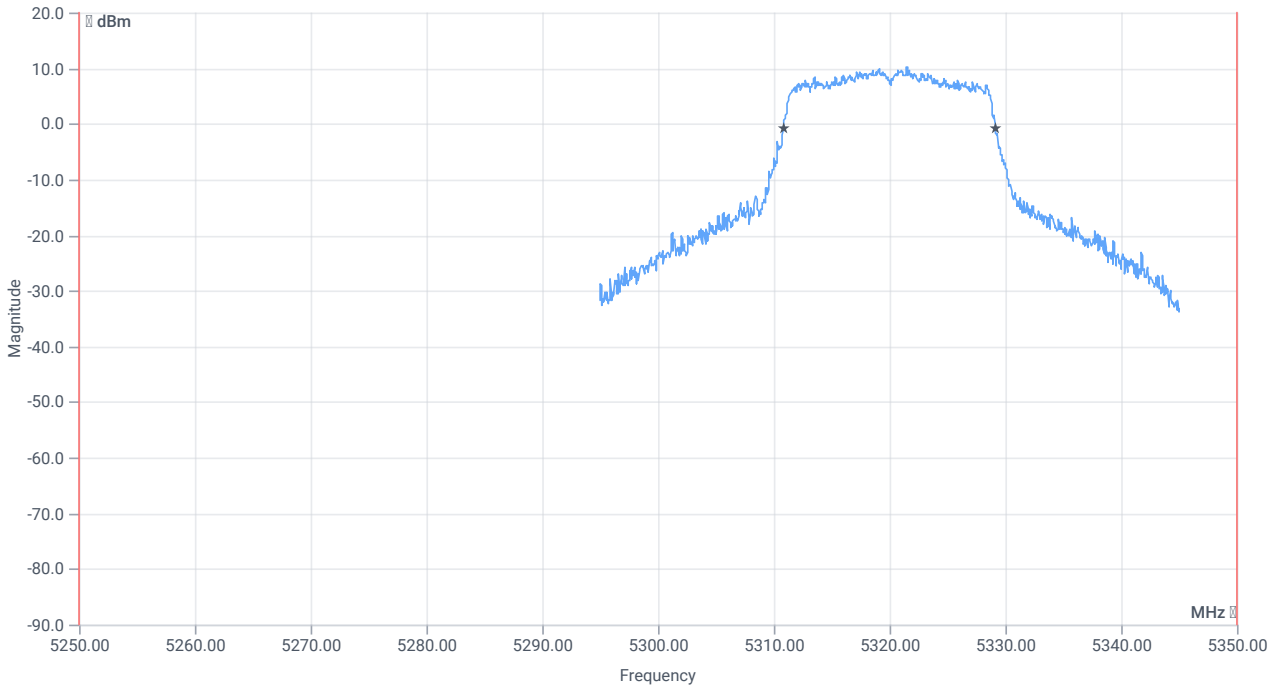

BW within Band 99PCT

RESULT

DESCRIPTION	LOWER LIMIT	UPPER LIMIT	MEASURED	UNIT	VERDICT
Bandwidth 99%	---	---	18.332	MHz	INFO
T1 99%	5250.000000	---	5310.8092	MHz	PASS since U-NII-1 is supported
T2 99%	---	5350.000000	5329.1409	MHz	PASS

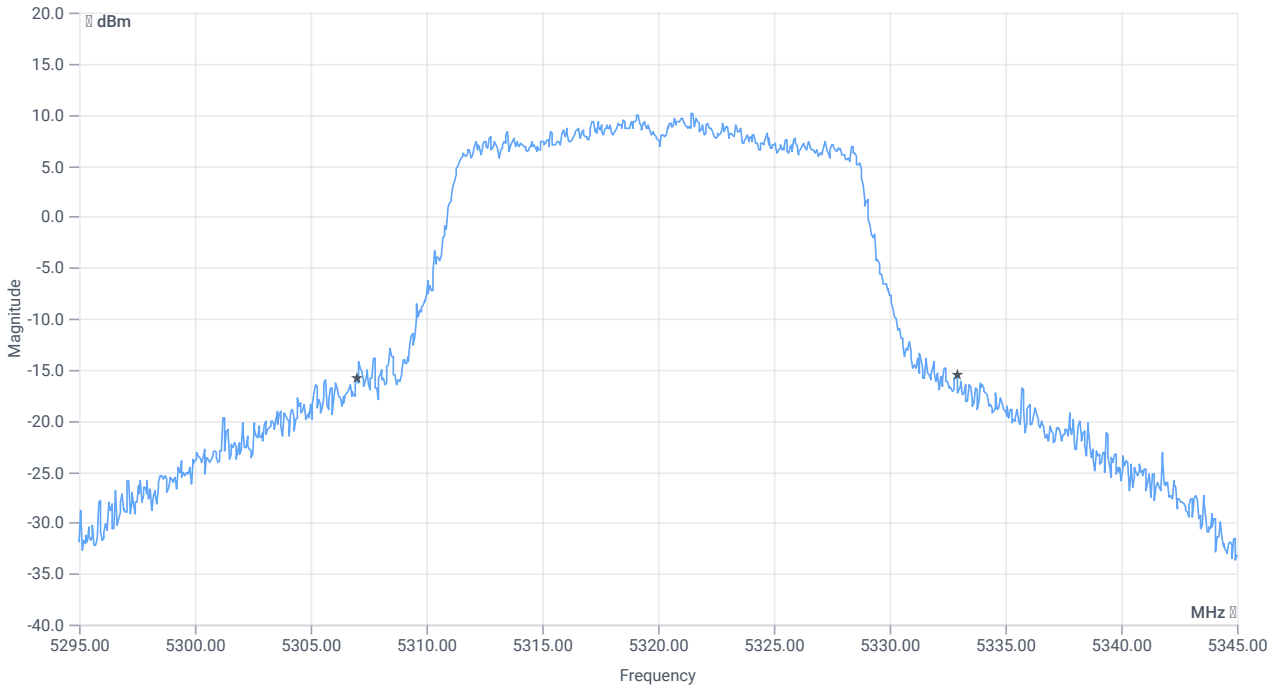

BW 26dB

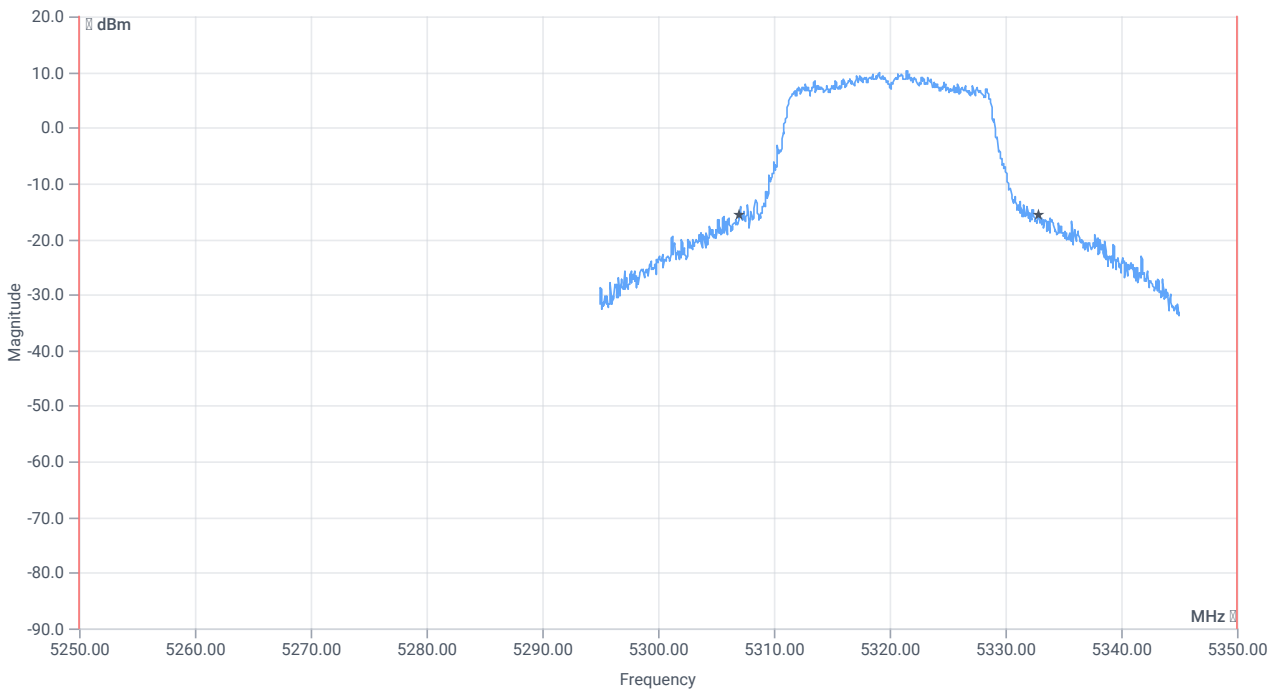

BW within Band 26dB

RESULT

DESCRIPTION	LOWER LIMIT	UPPER LIMIT	MEASURED	UNIT	VERDICT
Bandwidth 26dB	---	---	25.9	MHz	INFO

RESULT

DESCRIPTION	LOWER LIMIT	UPPER LIMIT	MEASURED	UNIT	VERDICT
T1 26dB	5250.000000	---	5307.0000	MHz	PASS since U-NII-1 is supported
T2 26dB	---	5350.000000	5332.9000	MHz	PASS

Verdict
PASS

FCC 15.407 # Max output power and psd ~ WLAN5Gx ac-VHT20 mode U-NII-2A

References

TC start	18.01.2024 13:15:56
Ambit temp [°C] | humidity [rel%]	22.4 | 30
System version	4.7.1.5
Standard | Version	FCC 15.407 | NI
Method	KDB789033 D02, F., E.2.e.
Description	FCC 15.407 Max Output Power & PSD - WLAN5Gx ac-VHT20 mode U-NII-2A
Information	

EUT Common Settings WLAN5Gx

Number of Antenna Ports	2
User Interaction	No
Device Class UNII_1	Client
Limit W52 Japan	Standard

Test Parameter

Technology to test	WLAN5Gx ac-VHT20 mode
Antenna port used	2
Temperature	nom
Voltage	nom
Frequency low to test	False | Freq [MHz] 5260
Frequency mid to test	False | Freq [MHz] 5280
Frequency high to test	True | Freq [MHz] 5320
Auto control enabled power supply | Climatic Box	No | No
Additional path loss [dB]	1.4
Full path name | type	EUT - SignalingUnit - SpectrumAnalyzer

Equipment

Signal analyzer,Rohde&Schwarz,FSV-40,1307.9002K40/101042,3.70
Switch matrix,CTCadvanced,SPM-4 NI DAQ,28016133,NI

Test at TX 5320 MHz

RESULT: Reference Power cond.

DESCRIPTION	LOWER LIMIT	UPPER LIMIT	MEASURED	UNIT	VERDICT
Ref. Power 1MHz/1MHz cond.	---	---	15.38	dBm	INFO
Ref. Frequency	---	---	5318.600	MHz	INFO

Evaluation max. Duty Cycle

Duty Cycle evaluation

DESCRIPTION	LOWER LIMIT	UPPER LIMIT	MEASURED	UNIT	VERDICT
No enough Bursts detected, Duty Cycle Burst Ratio set to 1					
Duty Cycle (Burst Ratio) max	---	---	1	---	INFO
Duty Cycle max	---	---	0	dB	INFO
Duty Cycle (Burst Ratio) min	---	---	1	---	INFO
Duty Cycle min	---	---	0	dB	INFO

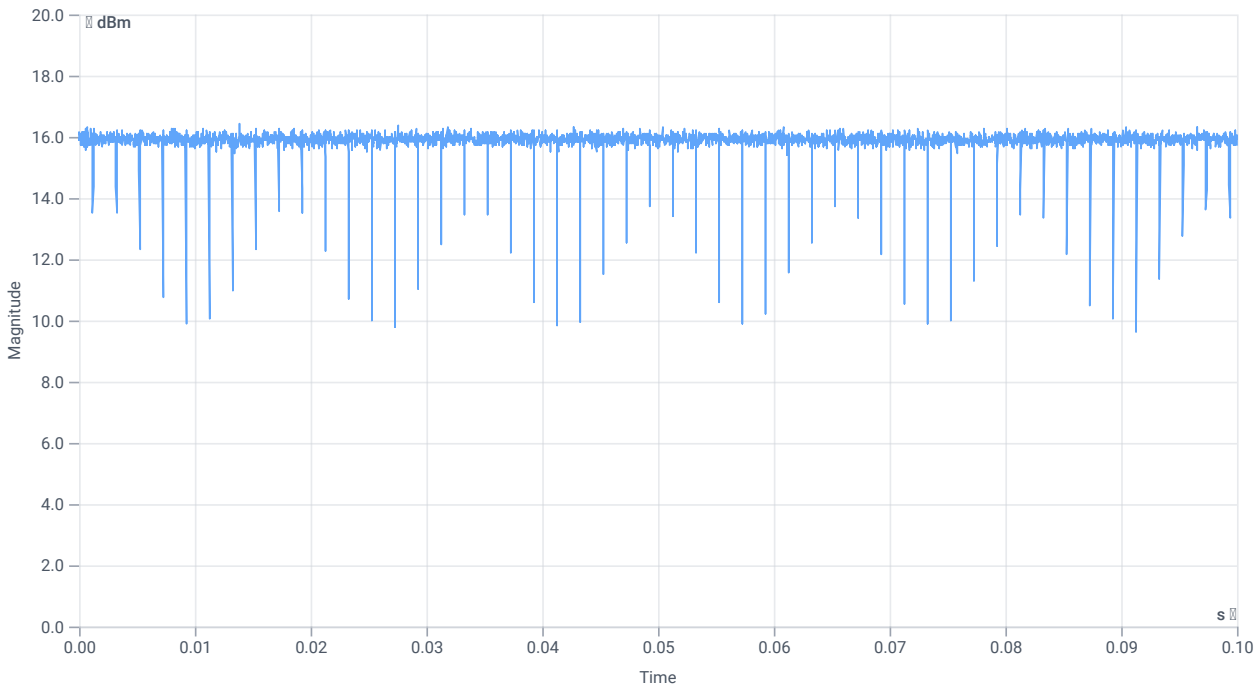

Duty cycle

Evaluation Bandwidth

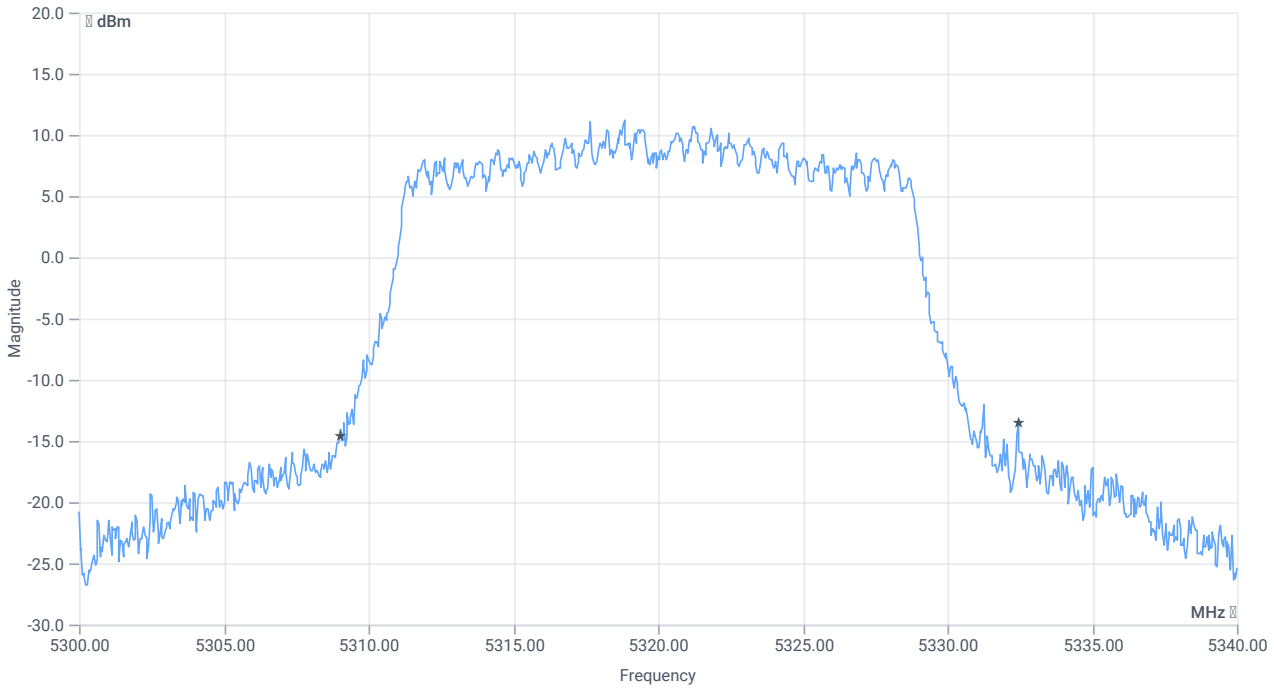

BW 26dB

RESULT

DESCRIPTION	LOWER LIMIT	UPPER LIMIT	MEASURED	UNIT	VERDICT
Bandwidth 26dB	---	---	23.44	MHz	INFO
T1 26dB	---	---	5309.0000	MHz	INFO
T2 26dB	---	---	5332.4400	MHz	INFO

Maximum Output Power

READ SA SETTINGS:

RefLevel [dBm] | RefLevelOffset [dB] | InpAtt [dB]	27.38 | 16.26 | 30
Start [MHz] | Stop [MHz]	5300.000 | 5340.000
RBW [MHz] | VBW [MHz]	1.000000 | 3.000000
Detector | TraceMode	RMS | MAXH
Sweep: time [ms] | count | points per Section | type	53700 | 1 | 161 | SWE

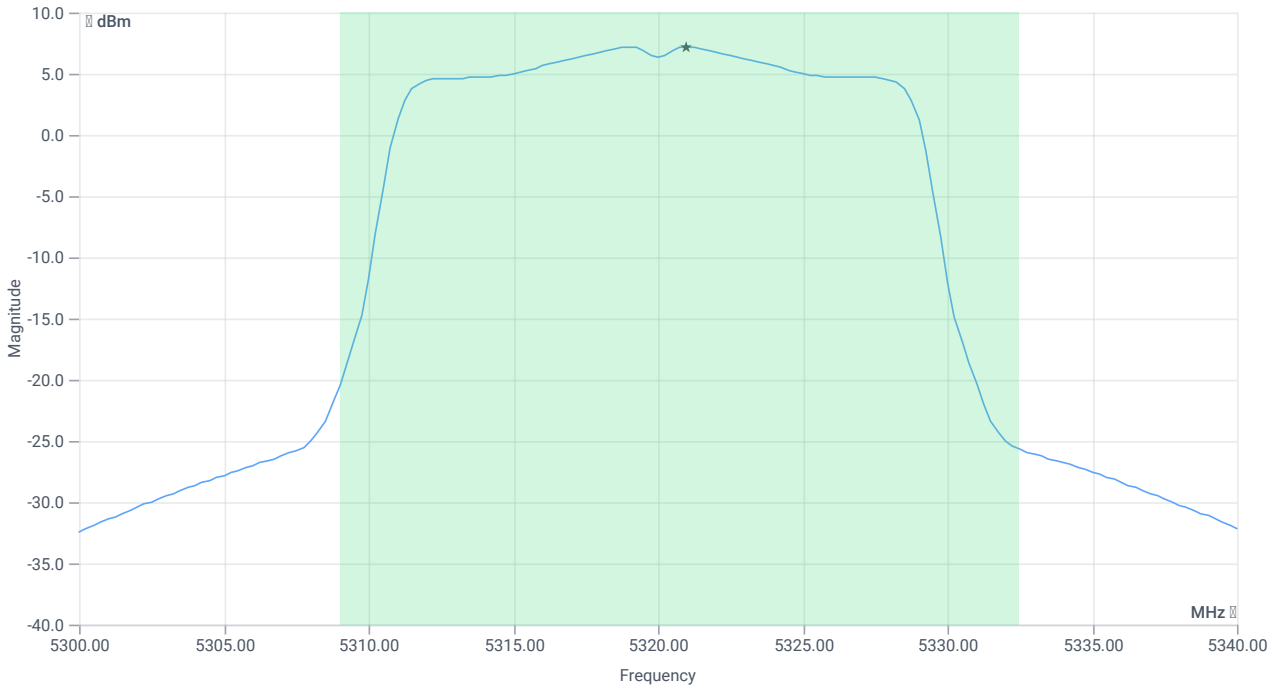

Max OP and PSD

RESULT

DESCRIPTION	LOWER LIMIT	UPPER LIMIT	MEASURED	UNIT	VERDICT
Max Output Power	---	---	17.93	dBm	INFO
Duty Cycle Correction	---	---	0	dB	INFO
Limit absolute					
Max Output Power DC corrected	---	24	17.93	dBm	PASS
Limit: 11 dBm + 10 log 23.44					
Max Output Power DC corrected	---	24.7	17.93	dBm	PASS

Power Spectral Density

RESULT

DESCRIPTION	LOWER LIMIT	UPPER LIMIT	MEASURED	UNIT	VERDICT
Power Spectral Density	---	---	7.18	dBm/1MHz	INFO
Duty Cycle Correction	---	---	0	dB	INFO
Power Spectral Density DC corrected	---	11	7.18	dBm/1MHz	PASS

Verdict
PASS

FCC 15.407, ISED RSS247 # Bandwidths 99PCT and 20dB ~ WLAN5Gx ac-VHT20 mode U-NII-2A

References

TC start	18.01.2024 13:17:24
Ambit temp [°C] | humidity [rel%]	22.4 | 30
System version	4.7.1.5
Standard | Version	FCC 15.407, ISED RSS247 | NI
Method	26dB Bandwidth KDB789033 D02, C.1 / ISED RSS-GEN
Description	FCC 15.407 Bandwidths - WLAN5Gx ac-VHT20 mode U-NII-2A
Information	

EUT Common Settings WLAN5Gx

Number of Antenna Ports	2
User Interaction	No
Device Class UNII_1	Client
Limit W52 Japan	Standard

Test Parameter

Technology to test	WLAN5Gx ac-VHT20 mode
Antenna port used	2
Temperature	nom
Voltage	nom
Frequency low to test	False | Freq [MHz] 5260
Frequency mid to test	False | Freq [MHz] 5280
Frequency high to test	True | Freq [MHz] 5320
Auto control enabled power supply | Climatic Box	No | No
Additional path loss [dB]	1.4
Full path name | type	EUT - SignalingUnit - SpectrumAnalyzer

Equipment

Signal analyzer,Rohde&Schwarz,FSV-40,1307.9002K40/101042,3.70
Switch matrix,CTCadvanced,SPM-4 NI DAQ,28016133,NI

Test at TX 5320 MHz

RESULT: Reference Power cond.

DESCRIPTION	LOWER LIMIT	UPPER LIMIT	MEASURED	UNIT	VERDICT
Ref. Power 1MHz/1MHz cond.	---	---	14.88	dBm	INFO
Ref. Frequency	---	---	5318.800	MHz	INFO

READ SA SETTINGS:

RefLevel [dBm] | RefLevelOffset [dB] | InpAtt [dB]	22.88 | 16.26 | 25
Start [MHz] | Stop [MHz]	5295.000 | 5345.000
RBW [MHz] | VBW [MHz]	0.300000 | 1.000000
Detector | TraceMode	POS | MAXH
Sweep: time [ms] | count | points per Section | type	1 | 2500 | 1001 | SWE

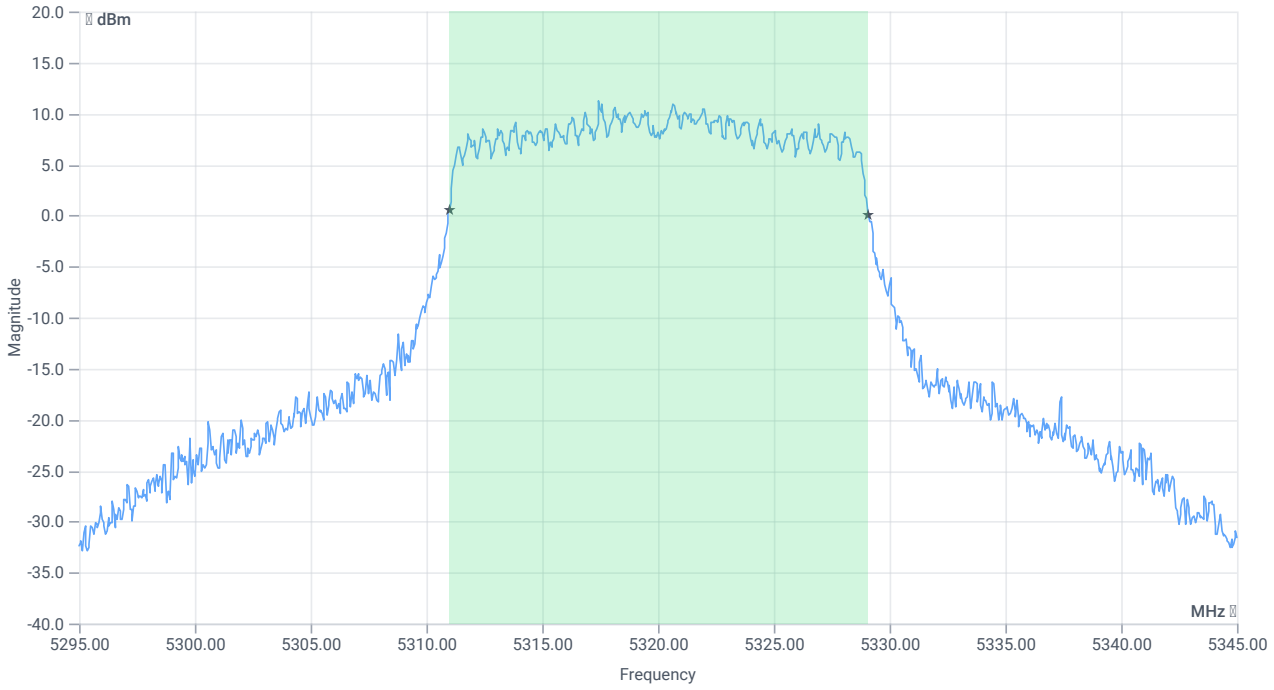

BW 99PCT

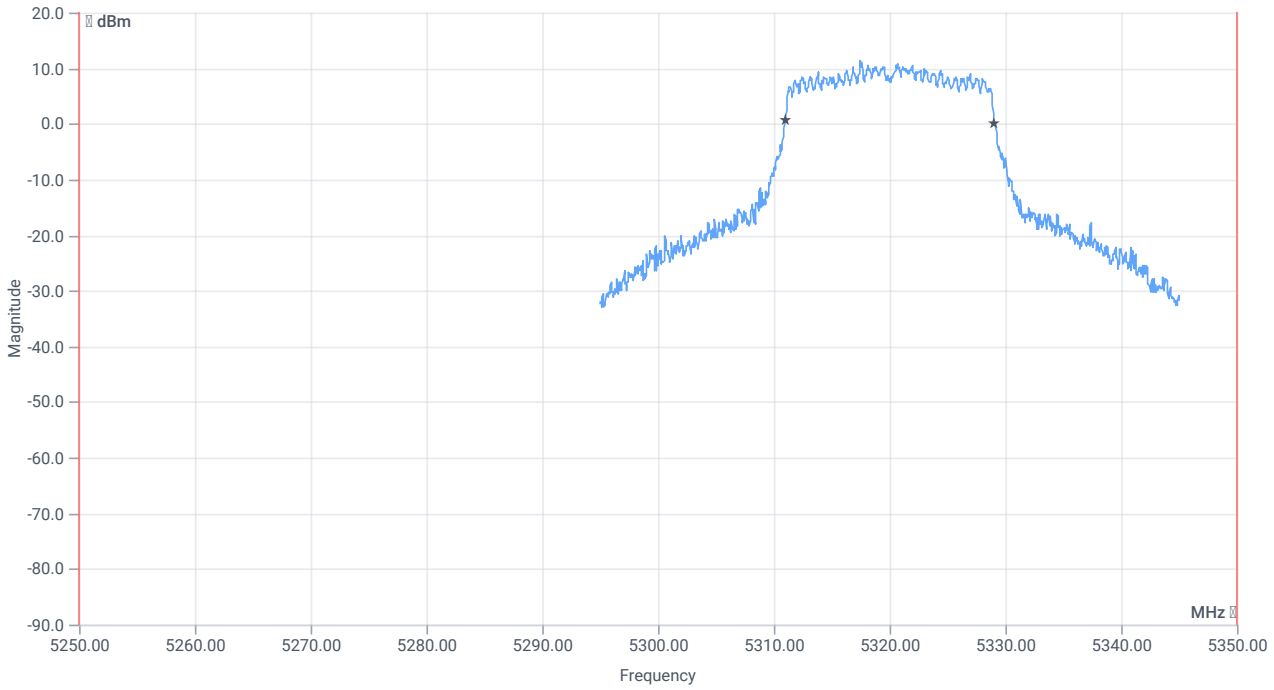

BW within Band 99PCT

RESULT

DESCRIPTION	LOWER LIMIT	UPPER LIMIT	MEASURED	UNIT	VERDICT
Bandwidth 99%	---	---	18.032	MHz	INFO
T1 99%	5250.000000	---	5311.0090	MHz	PASS since U-NII-1 is supported
T2 99%	---	5350.000000	5329.0410	MHz	PASS

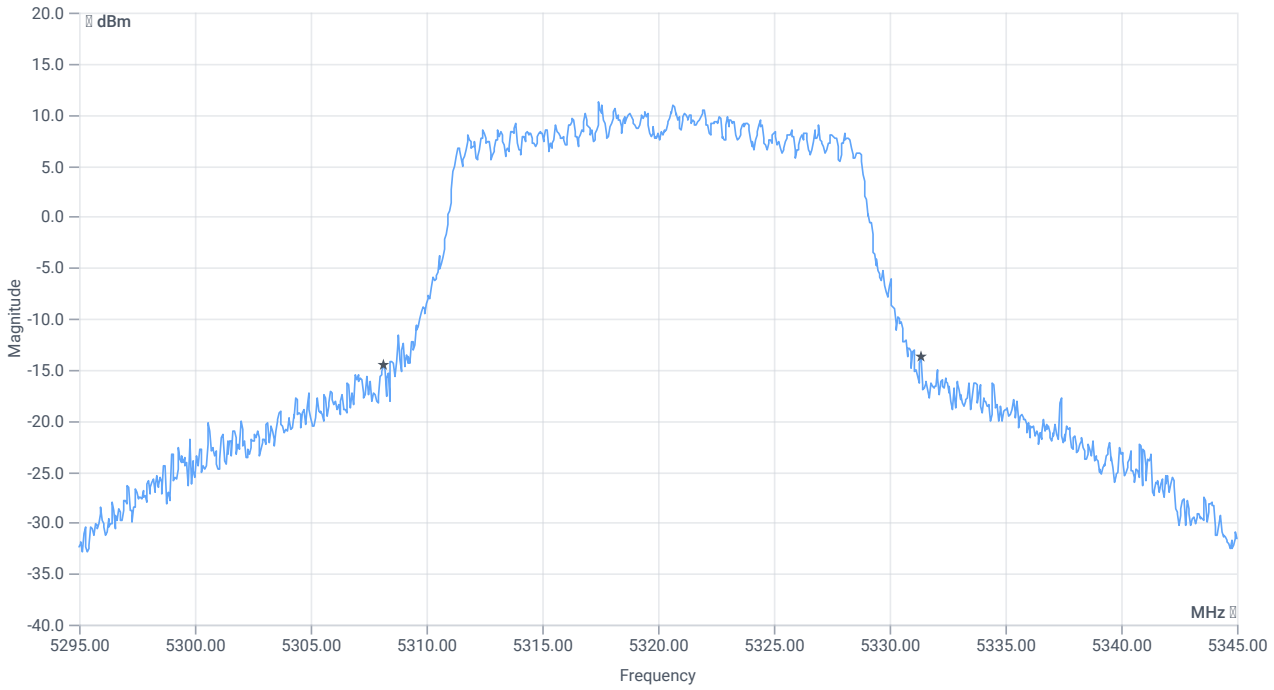

BW 26dB

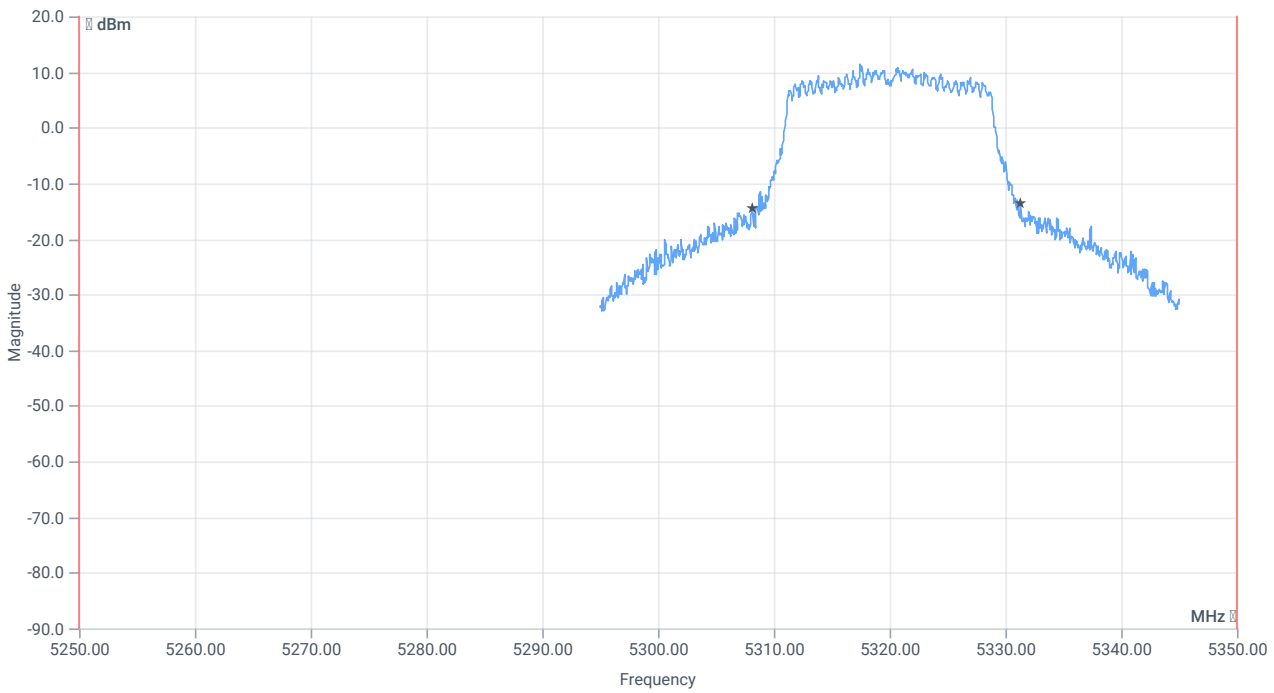

BW within Band 26dB

RESULT

DESCRIPTION	LOWER LIMIT	UPPER LIMIT	MEASURED	UNIT	VERDICT
Bandwidth 26dB	---	---	23.2	MHz	INFO

RESULT

DESCRIPTION	LOWER LIMIT	UPPER LIMIT	MEASURED	UNIT	VERDICT
T1 26dB	5250.000000	---	5308.1500	MHz	PASS since U-NII-1 is supported
T2 26dB	---	5350.000000	5331.3500	MHz	PASS

Verdict
PASS

FCC 15.407 # MIMO ∑ Max output power and psd ~ WLAN5Gx ac-VHT20 mode U-NII-2A

References

TC start	18.01.2024 13:17:54
Ambit temp [°C] | humidity [rel%]	22.4 | 30
System version	4.7.1.5
Standard | Version	FCC 15.407 | NI
Method	
Description	MIMO ∑ FCC Power & psd - WLAN5Gx ac-VHT20 mode U-NII-2A
Information	

EUT Common Settings WLAN5Gx

Number of Antenna Ports	2
User Interaction	No
Device Class UNII_1	Client
Limit W52 Japan	Standard

Test Parameter

Technology to test	WLAN5Gx ac-VHT20 mode
Antenna port used	several
Temperature	nom
Voltage	nom
Frequency low to test	False | Freq [MHz] 5260
Frequency mid to test	False | Freq [MHz] 5280
Frequency high to test	True | Freq [MHz] 5320
Auto control enabled power supply | Climatic Box	No | No
Additional path loss [dB]	1.4
Full path name | type	None

Equipment

Test at TX 5320 MHz

RESULT Power

DESCRIPTION	LOWER LIMIT	UPPER LIMIT	MEASURED	UNIT	VERDICT
Ant:1 Max Output Power DC corrected	---	---	17.77	dBm	INFO
Ant:1 BW 26dB	---	---	27.720	MHz	INFO
Ant:2 Max Output Power DC corrected	---	---	17.93	dBm	INFO
Ant:2 BW 26dB	---	---	23.440	MHz	INFO
∑ Limit absolute	---	24	20.86	dBm	PASS
∑ Limit: 11 dBm + 10 log 23.44	---	24.7	20.86	dBm	PASS

RESULT PSD

DESCRIPTION	LOWER LIMIT	UPPER LIMIT	MEASURED	UNIT	VERDICT
Ant:1 PSD	---	---	7.04	dBm/1MHz	INFO
Ant:2 PSD	---	---	7.18	dBm/1MHz	INFO
∑	---	11	10.12	dBm/1MHz	PASS

Verdict
PASS

FCC 15.407 # Max output power and psd ~ WLAN5Gx ac-VHT20 mode U-NII-2C

References

TC start	18.01.2024 13:27:59
Ambit temp [°C] | humidity [rel%]	22.4 | 31
System version	4.7.1.5
Standard | Version	FCC 15.407 | NI
Method	KDB789033 D02, F., E.2.e.
Description	FCC 15.407 Max Output Power & PSD - WLAN5Gx ac-VHT20 mode U-NII-2C
Information	

EUT Common Settings WLAN5Gx

Number of Antenna Ports	2
User Interaction	No
Device Class UNII_1	Client
Limit W52 Japan	Standard

Test Parameter

Technology to test	WLAN5Gx ac-VHT20 mode
Antenna port used	1
Temperature	nom
Voltage	nom
Frequency low to test	True | Freq [MHz] 5500
Frequency mid to test	False | Freq [MHz] 5600
Frequency high to test	False | Freq [MHz] 5700
Auto control enabled power supply | Climatic Box	No | No
Additional path loss [dB]	1.4
Full path name | type	EUT - SignalingUnit - SpectrumAnalyzer

Equipment

Signal analyzer,Rohde&Schwarz,FSV-40,1307.9002K40/101042,3.70
Switch matrix,CTCadvanced,SPM-4 NI DAQ,28016133,NI

Test at TX 5500 MHz

RESULT: Reference Power cond.

DESCRIPTION	LOWER LIMIT	UPPER LIMIT	MEASURED	UNIT	VERDICT
Ref. Power 1MHz/1MHz cond.	---	---	15.23	dBm	INFO
Ref. Frequency	---	---	5500.800	MHz	INFO

Evaluation max. Duty Cycle

Duty Cycle evaluation

DESCRIPTION	LOWER LIMIT	UPPER LIMIT	MEASURED	UNIT	VERDICT
No enough Bursts detected, Duty Cycle Burst Ratio set to 1					
Duty Cycle (Burst Ratio) max	---	---	1	---	INFO
Duty Cycle max	---	---	0	dB	INFO
Duty Cycle (Burst Ratio) min	---	---	1	---	INFO
Duty Cycle min	---	---	0	dB	INFO

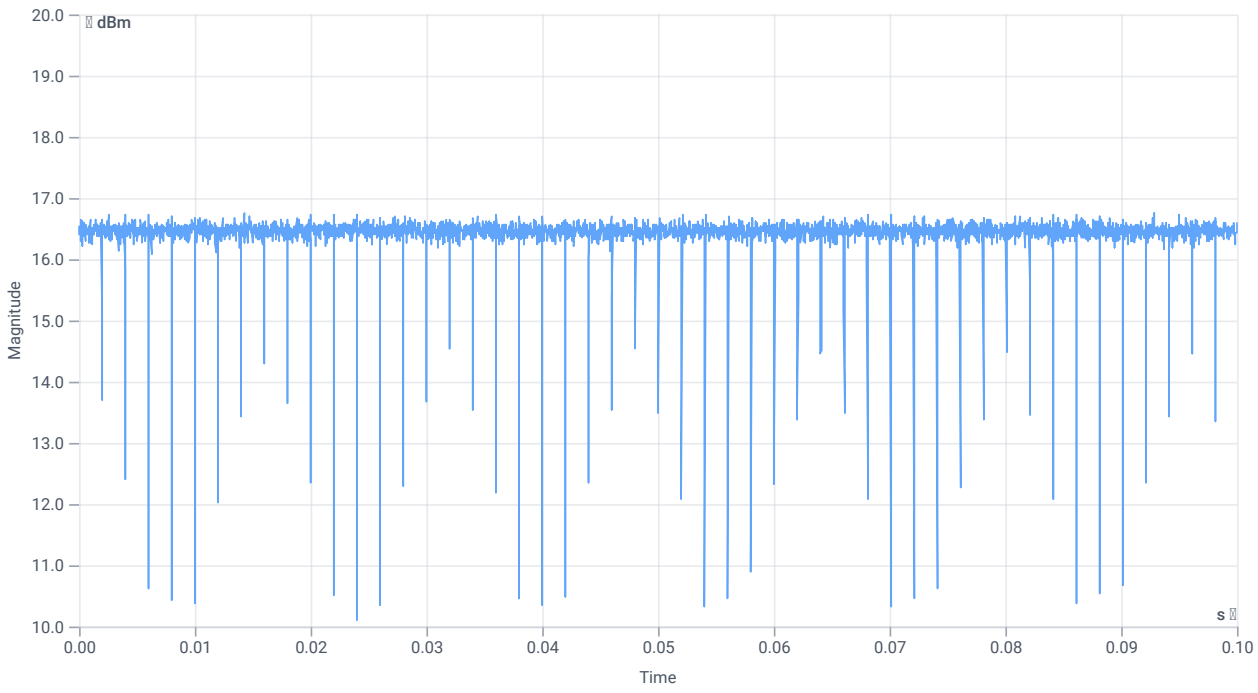

Duty cycle

Evaluation Bandwidth

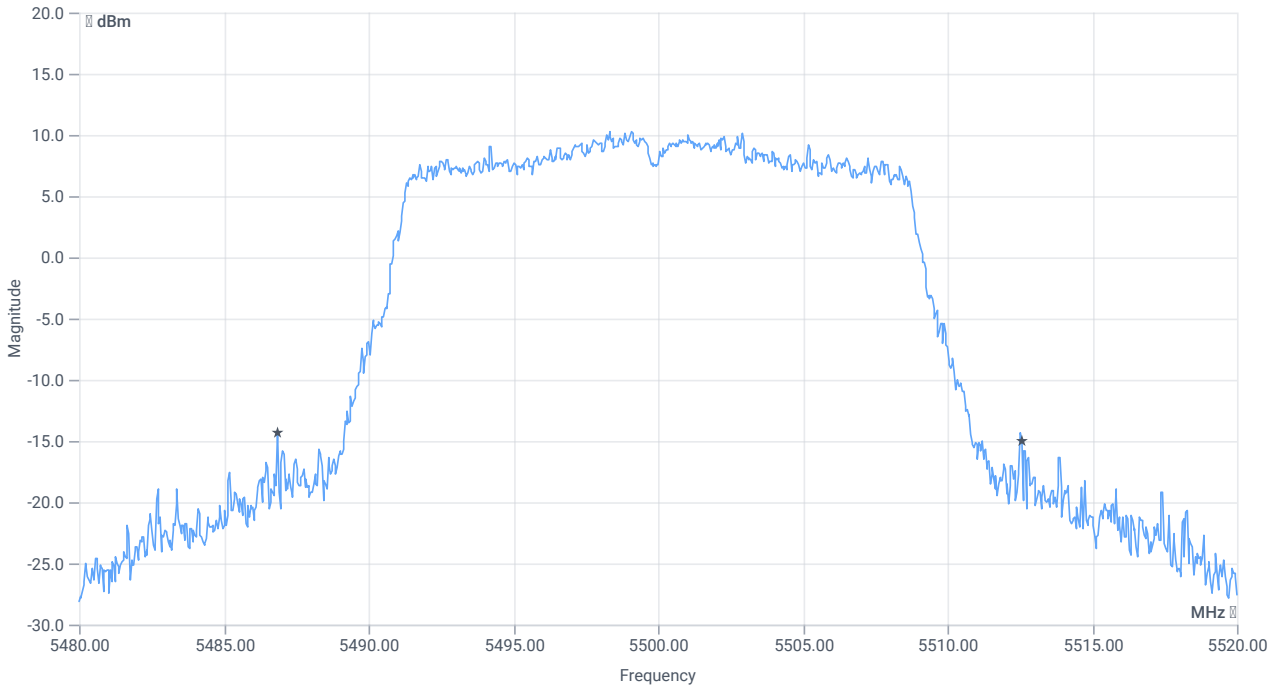

BW 26dB

RESULT

DESCRIPTION	LOWER LIMIT	UPPER LIMIT	MEASURED	UNIT	VERDICT
Bandwidth 26dB	---	---	25.72	MHz	INFO
T1 26dB	---	---	5486.8400	MHz	INFO
T2 26dB	---	---	5512.5600	MHz	INFO

Maximum Output Power

READ SA SETTINGS:

RefLevel [dBm] | RefLevelOffset [dB] | InpAtt [dB]	27.23 | 16.7 | 25
Start [MHz] | Stop [MHz]	5480.000 | 5520.000
RBW [MHz] | VBW [MHz]	1.000000 | 3.000000
Detector | TraceMode	RMS | MAXH
Sweep: time [ms] | count | points per Section | type	53700 | 1 | 161 | SWE

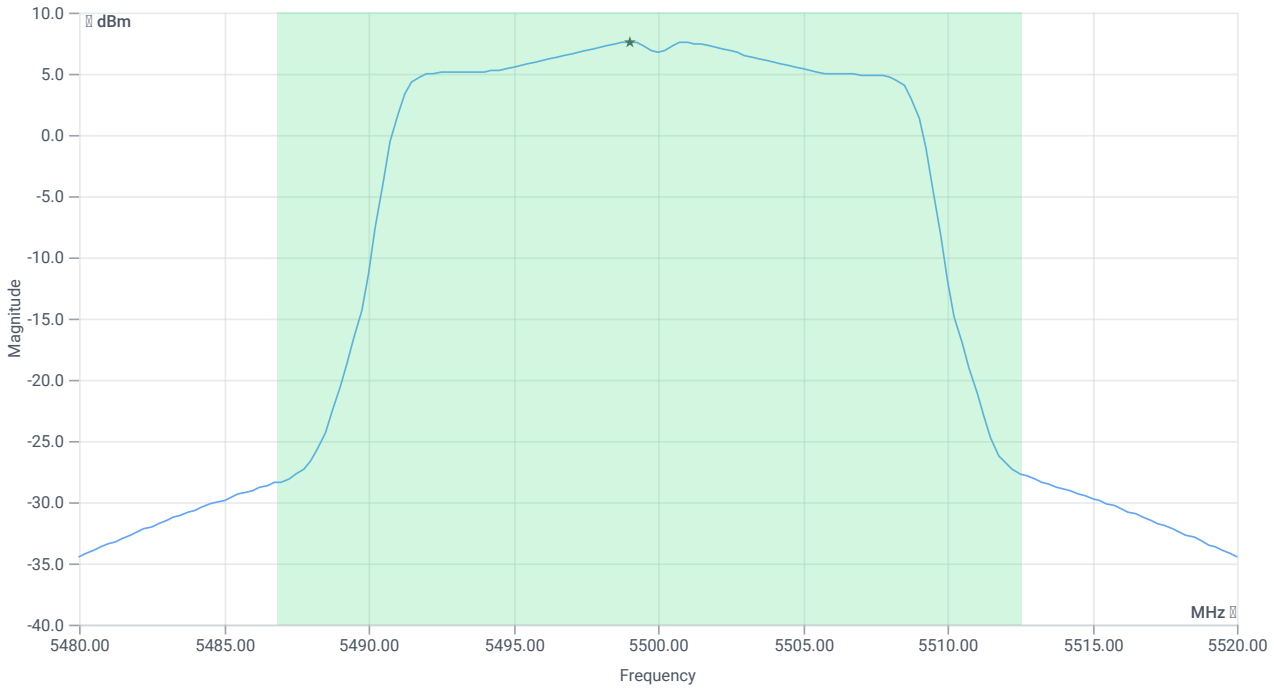

Max OP and PSD

RESULT

DESCRIPTION	LOWER LIMIT	UPPER LIMIT	MEASURED	UNIT	VERDICT
Max Output Power	---	---	18.32	dBm	INFO
Duty Cycle Correction	---	---	0	dB	INFO
Limit absolute					
Max Output Power DC corrected	---	24	18.32	dBm	PASS
Limit: 11 dBm + 10 log 25.72					
Max Output Power DC corrected	---	25.1	18.32	dBm	PASS

Power Spectral Density

RESULT

DESCRIPTION	LOWER LIMIT	UPPER LIMIT	MEASURED	UNIT	VERDICT
Power Spectral Density	---	---	7.59	dBm/1MHz	INFO
Duty Cycle Correction	---	---	0	dB	INFO
Power Spectral Density DC corrected	---	11	7.59	dBm/1MHz	PASS

Verdict
PASS

FCC 15.407, ISED RSS247 # Bandwidths 99PCT and 20dB ~ WLAN5Gx ac-VHT20 mode U-NII-2C

References

TC start	18.01.2024 13:29:27
Ambit temp [°C] | humidity [rel%]	22.5 | 30
System version	4.7.1.5
Standard | Version	FCC 15.407, ISED RSS247 | NI
Method	26dB Bandwidth KDB789033 D02, C.1 / ISED RSS-GEN
Description	FCC 15.407 Bandwidths - WLAN5Gx ac-VHT20 mode U-NII-2C
Information	

EUT Common Settings WLAN5Gx

Number of Antenna Ports	2
User Interaction	No
Device Class UNII_1	Client
Limit W52 Japan	Standard

Test Parameter

Technology to test	WLAN5Gx ac-VHT20 mode
Antenna port used	1
Temperature	nom
Voltage	nom
Frequency low to test	True | Freq [MHz] 5500
Frequency mid to test	False | Freq [MHz] 5600
Frequency high to test	False | Freq [MHz] 5700
Auto control enabled power supply | Climatic Box	No | No
Additional path loss [dB]	1.4
Full path name | type	EUT - SignalingUnit - SpectrumAnalyzer

Equipment

Signal analyzer,Rohde&Schwarz,FSV-40,1307.9002K40/101042,3.70
Switch matrix,CTCadvanced,SPM-4 NI DAQ,28016133,NI

Test at TX 5500 MHz

RESULT: Reference Power cond.

DESCRIPTION	LOWER LIMIT	UPPER LIMIT	MEASURED	UNIT	VERDICT
Ref. Power 1MHz/1MHz cond.	---	---	15.67	dBm	INFO
Ref. Frequency	---	---	5498.600	MHz	INFO

READ SA SETTINGS:

RefLevel [dBm] | RefLevelOffset [dB] | InpAtt [dB]	23.67 | 16.7 | 25
Start [MHz] | Stop [MHz]	5475.000 | 5525.000
RBW [MHz] | VBW [MHz]	0.300000 | 1.000000
Detector | TraceMode	POS | MAXH
Sweep: time [ms] | count | points per Section | type	1 | 2500 | 1001 | SWE

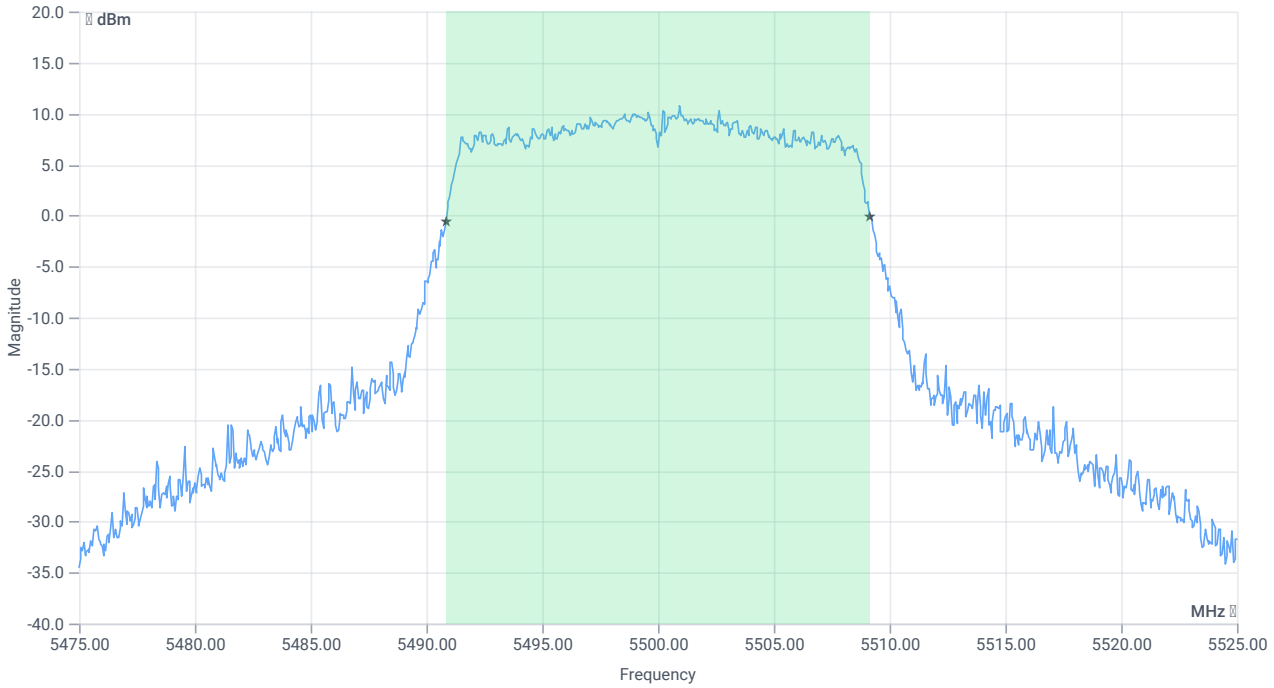

BW 99PCT

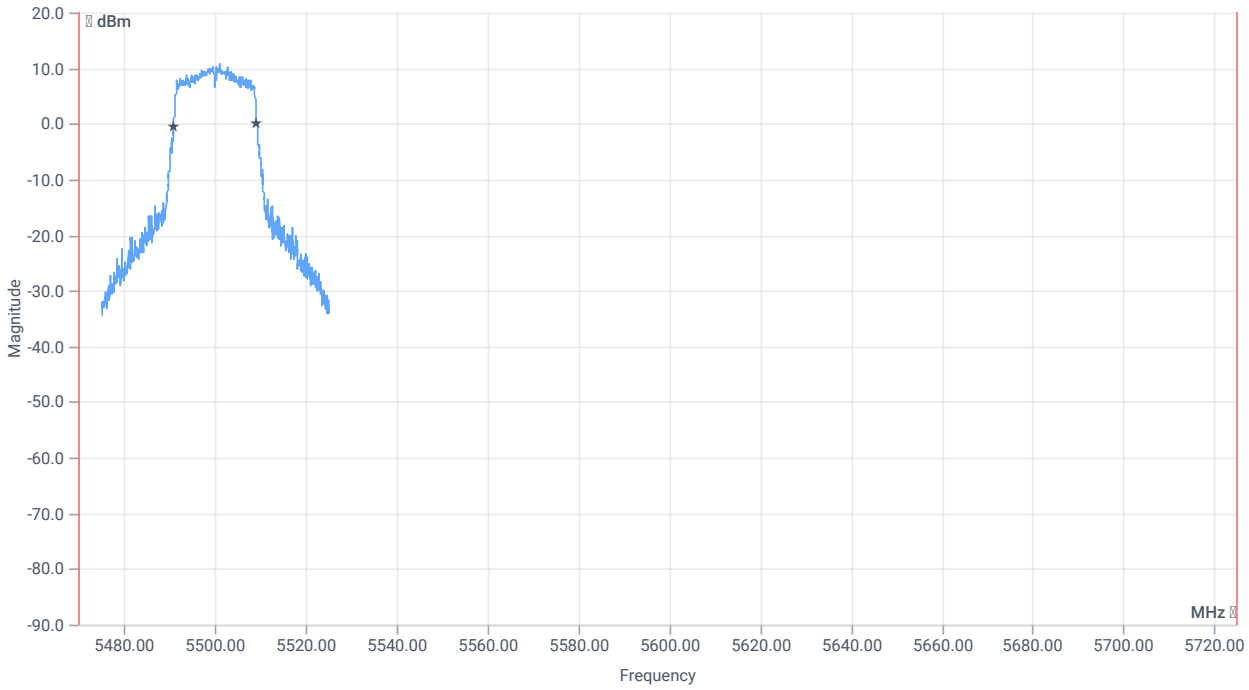

BW within Band 99PCT

RESULT

DESCRIPTION	LOWER LIMIT	UPPER LIMIT	MEASURED	UNIT	VERDICT
Bandwidth 99%	---	---	18.282	MHz	INFO
T1 99%	5470.000000	---	5490.8591	MHz	PASS since U-NII-3 is supported
T2 99%	---	5725.000000	5509.1409	MHz	

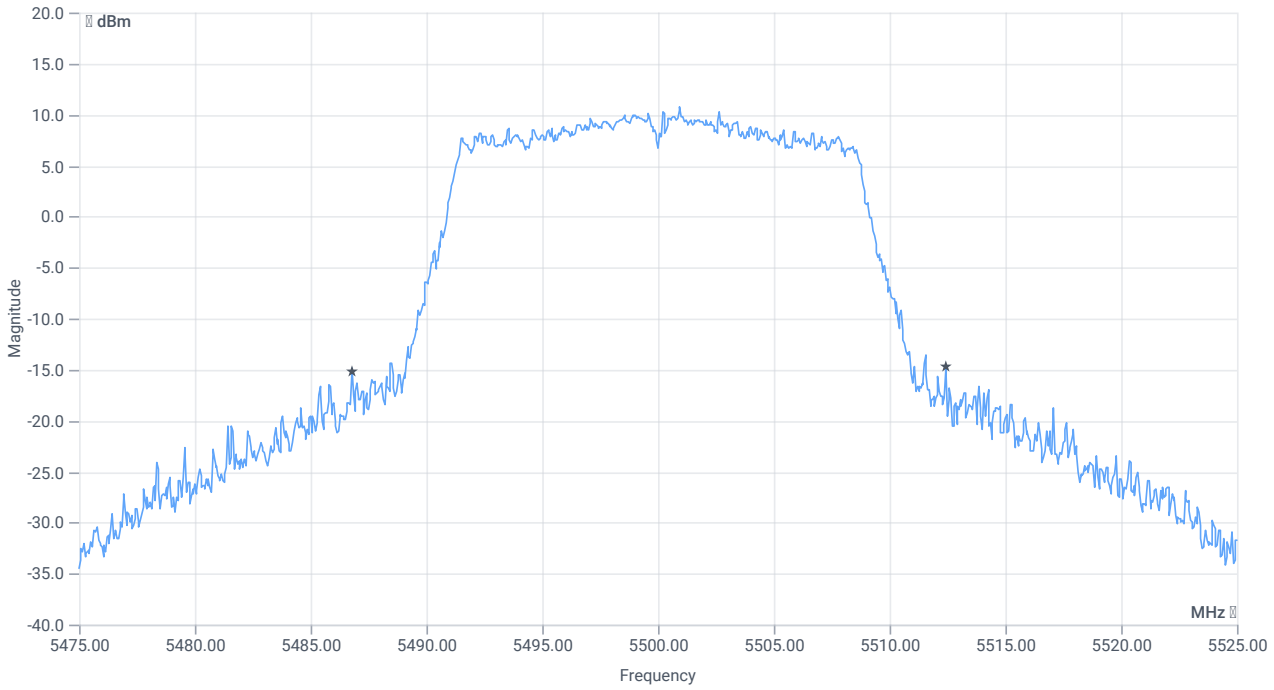

BW 26dB

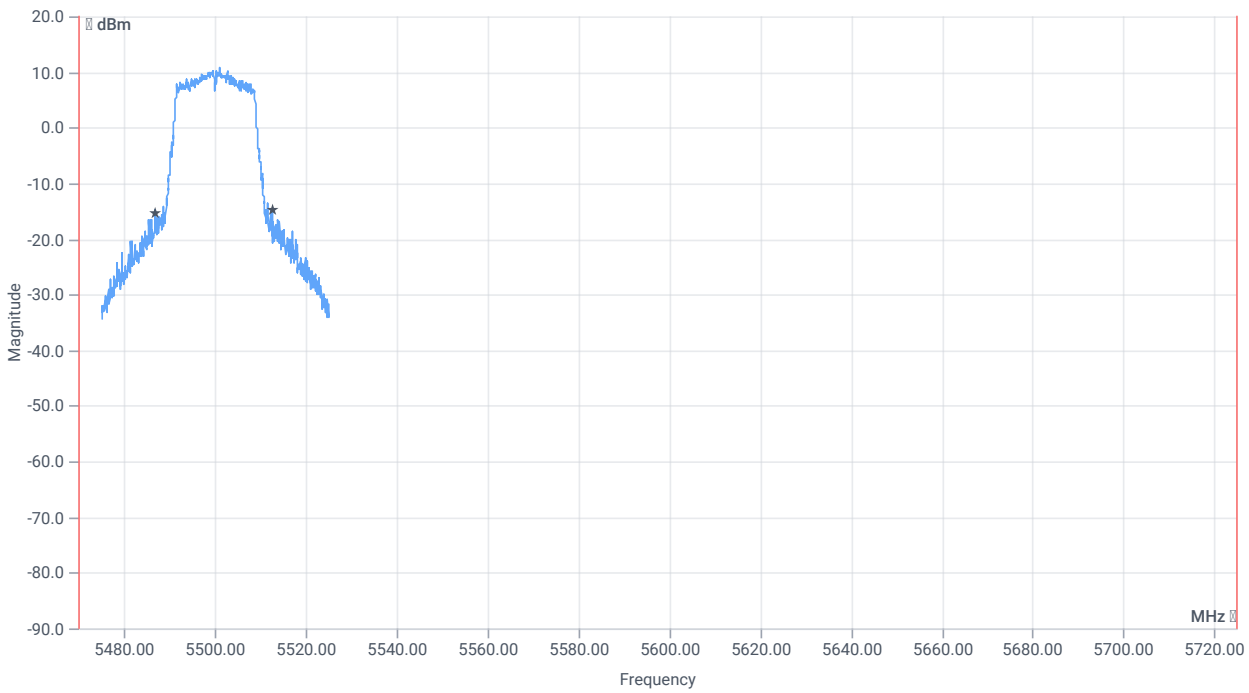

BW within Band 26dB

RESULT

DESCRIPTION	LOWER LIMIT	UPPER LIMIT	MEASURED	UNIT	VERDICT
Bandwidth 26dB	---	---	25.7	MHz	INFO

RESULT

DESCRIPTION	LOWER LIMIT	UPPER LIMIT	MEASURED	UNIT	VERDICT
T1 26dB	5470.000000	---	5486.7500	MHz	PASS since U-NII-3 is supported
T2 26dB	---	5725.000000	5512.4500	MHz	

Verdict
PASS

FCC 15.407 # Max output power and psd ~ WLAN5Gx ac-VHT20 mode U-NII-2C

References

TC start	18.01.2024 13:29:57
Ambit temp [°C] | humidity [rel%]	22.4 | 30
System version	4.7.1.5
Standard | Version	FCC 15.407 | NI
Method	KDB789033 D02, F., E.2.e.
Description	FCC 15.407 Max Output Power & PSD - WLAN5Gx ac-VHT20 mode U-NII-2C
Information	

EUT Common Settings WLAN5Gx

Number of Antenna Ports	2
User Interaction	No
Device Class UNII_1	Client
Limit W52 Japan	Standard

Test Parameter

Technology to test	WLAN5Gx ac-VHT20 mode
Antenna port used	2
Temperature	nom
Voltage	nom
Frequency low to test	True | Freq [MHz] 5500
Frequency mid to test	False | Freq [MHz] 5600
Frequency high to test	False | Freq [MHz] 5700
Auto control enabled power supply | Climatic Box	No | No
Additional path loss [dB]	1.4
Full path name | type	EUT - SignalingUnit - SpectrumAnalyzer

Equipment

Signal analyzer,Rohde&Schwarz,FSV-40,1307.9002K40/101042,3.70
Switch matrix,CTCadvanced,SPM-4 NI DAQ,28016133,NI

Test at TX 5500 MHz

RESULT: Reference Power cond.

DESCRIPTION	LOWER LIMIT	UPPER LIMIT	MEASURED	UNIT	VERDICT
Ref. Power 1MHz/1MHz cond.	---	---	16.25	dBm	INFO
Ref. Frequency	---	---	5501.400	MHz	INFO

Evaluation max. Duty Cycle

Duty Cycle evaluation

DESCRIPTION	LOWER LIMIT	UPPER LIMIT	MEASURED	UNIT	VERDICT
No enough Bursts detected, Duty Cycle Burst Ratio set to 1					
Duty Cycle (Burst Ratio) max	---	---	1	---	INFO
Duty Cycle max	---	---	0	dB	INFO
Duty Cycle (Burst Ratio) min	---	---	1	---	INFO
Duty Cycle min	---	---	0	dB	INFO

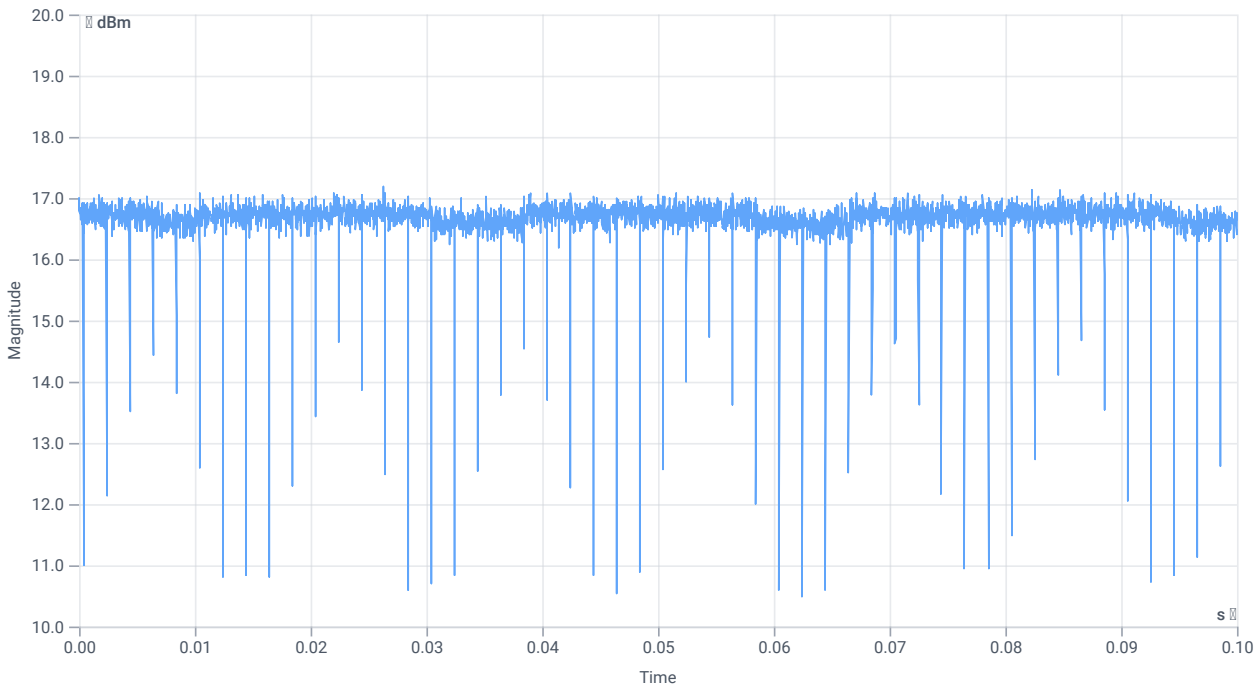

Duty cycle

Evaluation Bandwidth

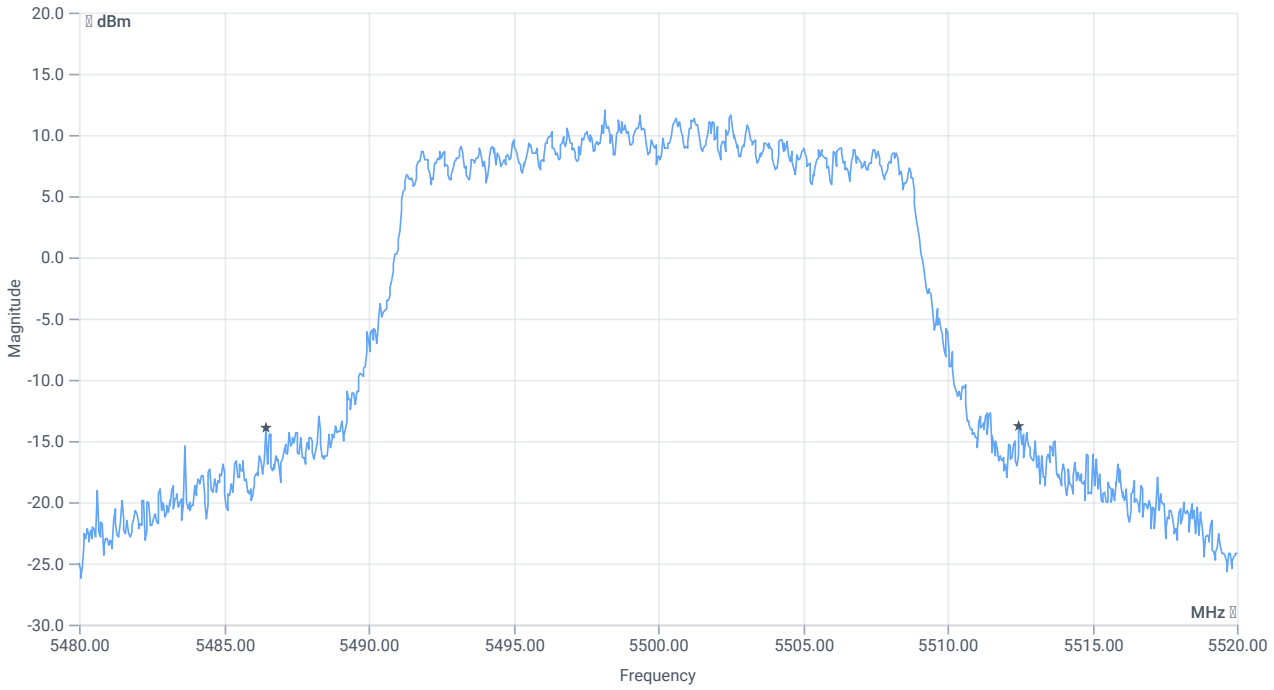

BW 26dB

RESULT

DESCRIPTION	LOWER LIMIT	UPPER LIMIT	MEASURED	UNIT	VERDICT
Bandwidth 26dB	---	---	26.04	MHz	INFO
T1 26dB	---	---	5486.4400	MHz	INFO
T2 26dB	---	---	5512.4800	MHz	INFO

Maximum Output Power

READ SA SETTINGS:

RefLevel [dBm] | RefLevelOffset [dB] | InpAtt [dB]	28.25 | 16.7 | 30
Start [MHz] | Stop [MHz]	5480.000 | 5520.000
RBW [MHz] | VBW [MHz]	1.000000 | 3.000000
Detector | TraceMode	RMS | MAXH
Sweep: time [ms] | count | points per Section | type	53700 | 1 | 161 | SWE

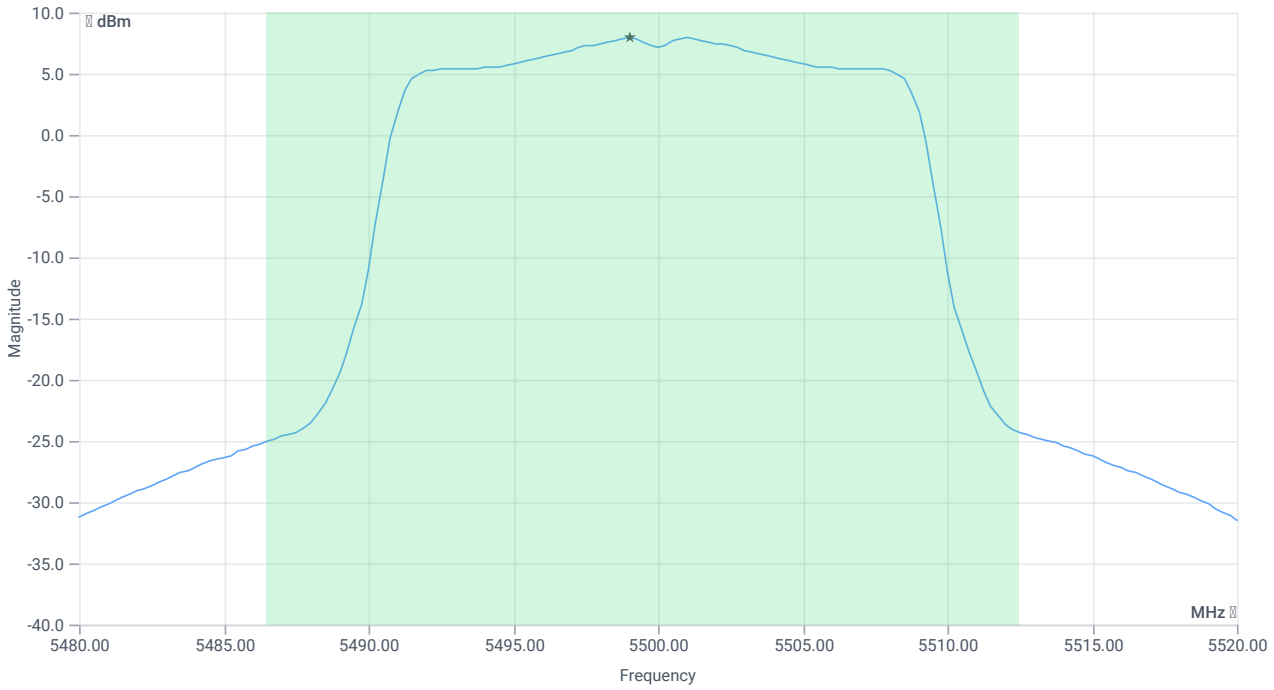

Max OP and PSD

RESULT

DESCRIPTION	LOWER LIMIT	UPPER LIMIT	MEASURED	UNIT	VERDICT
Max Output Power	---	---	18.68	dBm	INFO
Duty Cycle Correction	---	---	0	dB	INFO
Limit absolute					
Max Output Power DC corrected	---	24	18.68	dBm	PASS
Limit: 11 dBm + 10 log 26.04					
Max Output Power DC corrected	---	25.16	18.68	dBm	PASS

Power Spectral Density

RESULT

DESCRIPTION	LOWER LIMIT	UPPER LIMIT	MEASURED	UNIT	VERDICT
Power Spectral Density	---	---	7.93	dBm/1MHz	INFO
Duty Cycle Correction	---	---	0	dB	INFO
Power Spectral Density DC corrected	---	11	7.93	dBm/1MHz	PASS

Verdict
PASS

FCC 15.407, ISED RSS247 # Bandwidths 99PCT and 20dB ~ WLAN5Gx ac-VHT20 mode U-NII-2C

References

TC start	18.01.2024 13:31:25
Ambit temp [°C] | humidity [rel%]	22.4 | 30
System version	4.7.1.5
Standard | Version	FCC 15.407, ISED RSS247 | NI
Method	26dB Bandwidth KDB789033 D02, C.1 / ISED RSS-GEN
Description	FCC 15.407 Bandwidths - WLAN5Gx ac-VHT20 mode U-NII-2C
Information	

EUT Common Settings WLAN5Gx

Number of Antenna Ports	2
User Interaction	No
Device Class UNII_1	Client
Limit W52 Japan	Standard

Test Parameter

Technology to test	WLAN5Gx ac-VHT20 mode
Antenna port used	2
Temperature	nom
Voltage	nom
Frequency low to test	True | Freq [MHz] 5500
Frequency mid to test	False | Freq [MHz] 5600
Frequency high to test	False | Freq [MHz] 5700
Auto control enabled power supply | Climatic Box	No | No
Additional path loss [dB]	1.4
Full path name | type	EUT - SignalingUnit - SpectrumAnalyzer

Equipment

Signal analyzer,Rohde&Schwarz,FSV-40,1307.9002K40/101042,3.70
Switch matrix,CTCadvanced,SPM-4 NI DAQ,28016133,NI

Test at TX 5500 MHz

RESULT: Reference Power cond.

DESCRIPTION	LOWER LIMIT	UPPER LIMIT	MEASURED	UNIT	VERDICT
Ref. Power 1MHz/1MHz cond.	---	---	15.85	dBm	INFO
Ref. Frequency	---	---	5498.800	MHz	INFO

READ SA SETTINGS:

RefLevel [dBm] | RefLevelOffset [dB] | InpAtt [dB]	23.85 | 16.7 | 25
Start [MHz] | Stop [MHz]	5475.000 | 5525.000
RBW [MHz] | VBW [MHz]	0.300000 | 1.000000
Detector | TraceMode	POS | MAXH
Sweep: time [ms] | count | points per Section | type	1 | 2500 | 1001 | SWE

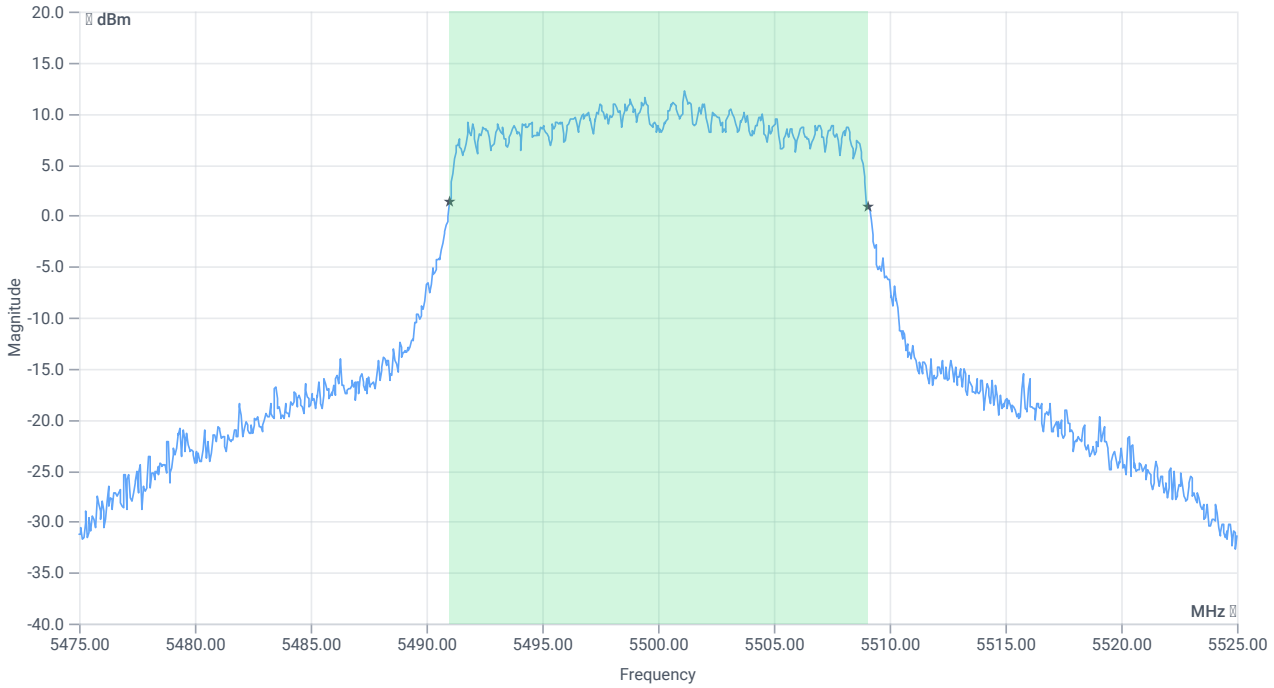

BW 99PCT

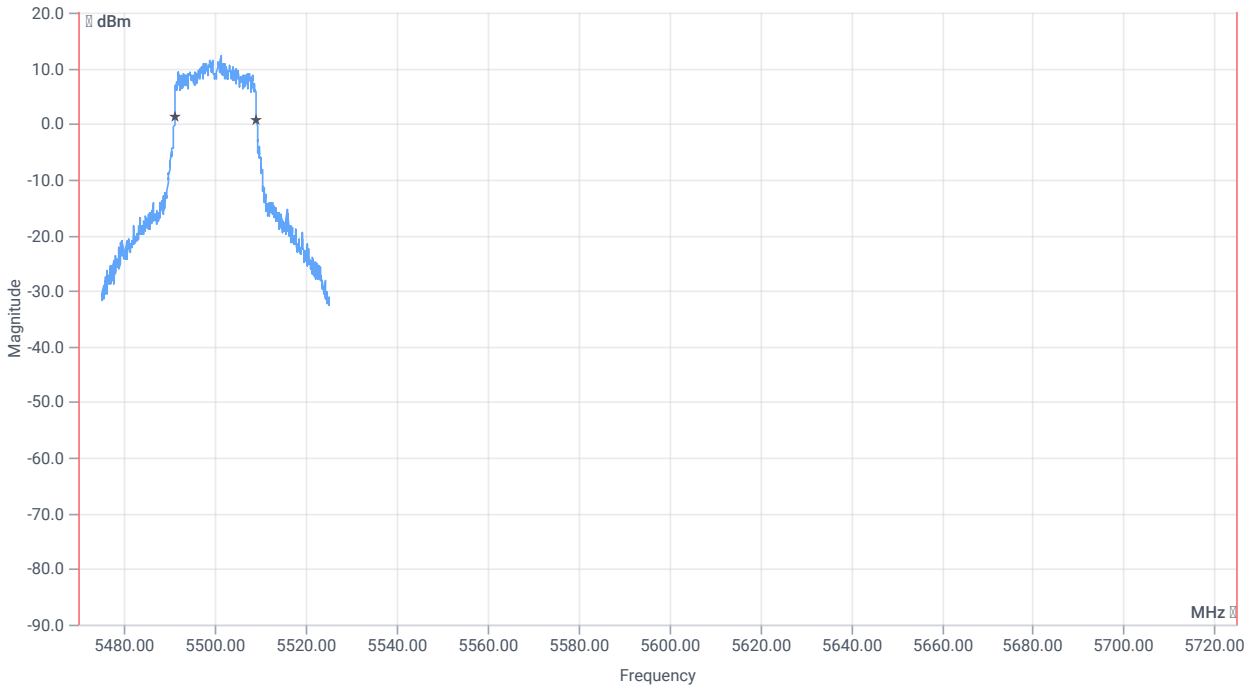

BW within Band 99PCT

RESULT

DESCRIPTION	LOWER LIMIT	UPPER LIMIT	MEASURED	UNIT	VERDICT
Bandwidth 99%	---	---	18.082	MHz	INFO
T1 99%	5470.000000	---	5491.0090	MHz	PASS since U-NII-3 is supported
T2 99%	---	5725.000000	5509.0909	MHz	

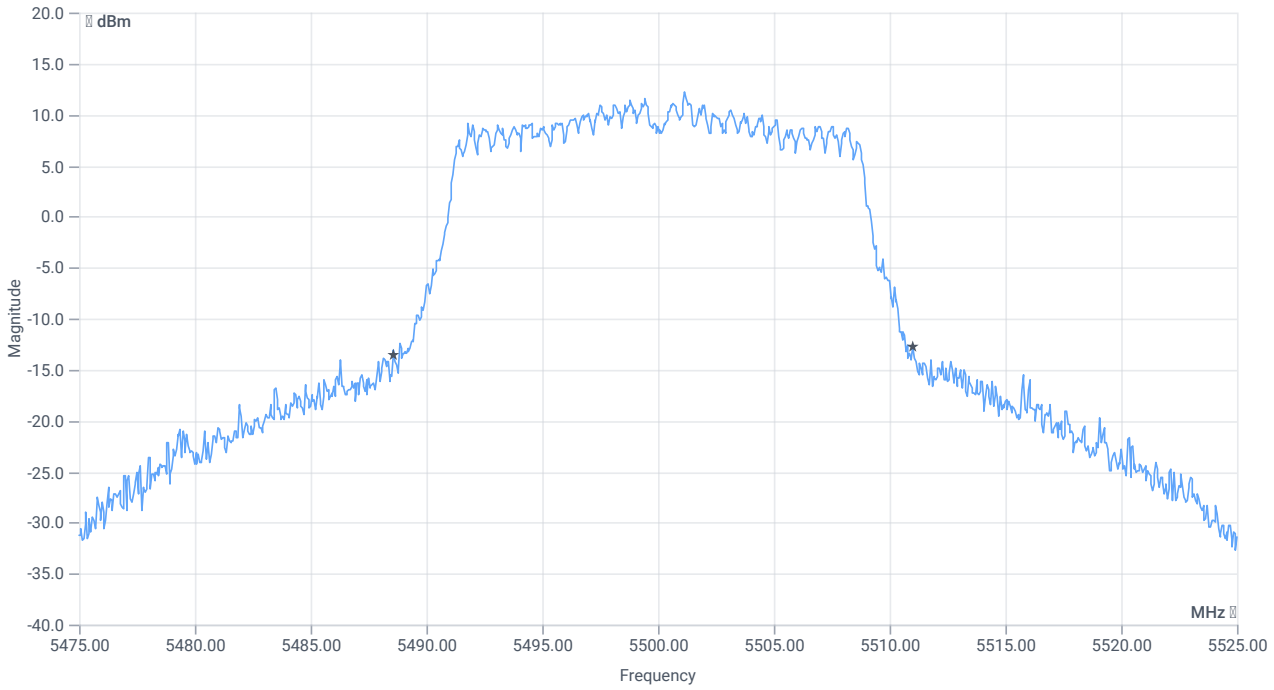

BW 26dB

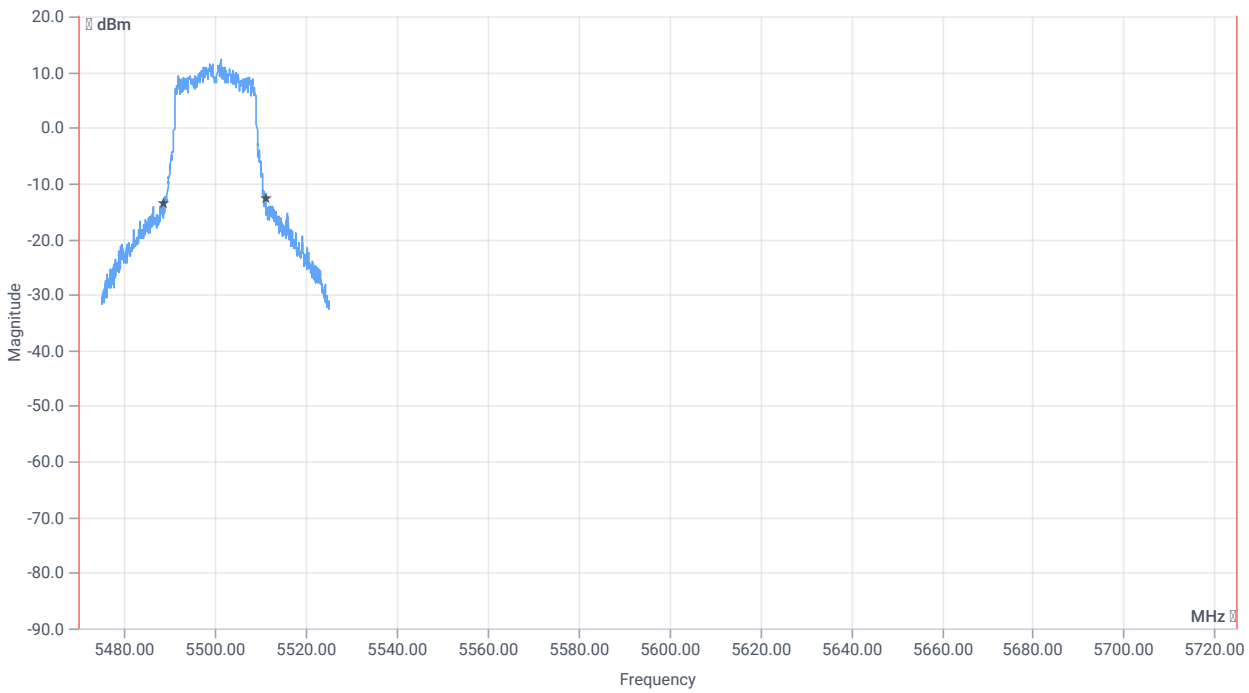

BW within Band 26dB

RESULT

DESCRIPTION	LOWER LIMIT	UPPER LIMIT	MEASURED	UNIT	VERDICT
Bandwidth 26dB	---	---	22.45	MHz	INFO

RESULT

DESCRIPTION	LOWER LIMIT	UPPER LIMIT	MEASURED	UNIT	VERDICT
T1 26dB	5470.000000	---	5488.5500	MHz	PASS since U-NII-3 is supported
T2 26dB	---	5725.000000	5511.0000	MHz	

Verdict
PASS

FCC 15.407 # MIMO ∑ Max output power and psd ~ WLAN5Gx ac-VHT20 mode U-NII-2C

References

TC start	18.01.2024 13:31:56
Ambit temp [°C] | humidity [rel%]	22.4 | 30
System version	4.7.1.5
Standard | Version	FCC 15.407 | NI
Method	
Description	MIMO ∑ FCC Power & psd - WLAN5Gx ac-VHT20 mode U-NII-2C
Information	

EUT Common Settings WLAN5Gx

Number of Antenna Ports	2
User Interaction	No
Device Class UNII_1	Client
Limit W52 Japan	Standard

Test Parameter

Technology to test	WLAN5Gx ac-VHT20 mode
Antenna port used	several
Temperature	nom
Voltage	nom
Frequency low to test	True | Freq [MHz] 5500
Frequency mid to test	False | Freq [MHz] 5600
Frequency high to test	False | Freq [MHz] 5700
Auto control enabled power supply | Climatic Box	No | No
Additional path loss [dB]	1.4
Full path name | type	None

Equipment

Test at TX 5500 MHz

RESULT Power

DESCRIPTION	LOWER LIMIT	UPPER LIMIT	MEASURED	UNIT	VERDICT
Ant:1 Max Output Power DC corrected	---	---	18.32	dBm	INFO
Ant:1 BW 26dB	---	---	25.720	MHz	INFO
Ant:2 Max Output Power DC corrected	---	---	18.68	dBm	INFO
Ant:2 BW 26dB	---	---	26.040	MHz	INFO
∑ Limit absolute	---	24	21.51	dBm	PASS
∑ Limit: 11 dBm + 10 log 25.72	---	25.1	21.51	dBm	PASS

RESULT PSD

DESCRIPTION	LOWER LIMIT	UPPER LIMIT	MEASURED	UNIT	VERDICT
Ant:1 PSD	---	---	7.59	dBm/1MHz	INFO
Ant:2 PSD	---	---	7.93	dBm/1MHz	INFO
∑	---	11	10.77	dBm/1MHz	PASS

Verdict
PASS

FCC 15.407 # Max output power and psd ~ WLAN5Gx ac-VHT20 mode U-NII-2C

References

TC start	18.01.2024 13:38:54
Ambit temp [°C] | humidity [rel%]	22.4 | 31
System version	4.7.1.5
Standard | Version	FCC 15.407 | NI
Method	KDB789033 D02, F., E.2.e.
Description	FCC 15.407 Max Output Power & PSD - WLAN5Gx ac-VHT20 mode U-NII-2C
Information	

EUT Common Settings WLAN5Gx

Number of Antenna Ports	2
User Interaction	No
Device Class UNII_1	Client
Limit W52 Japan	Standard

Test Parameter

Technology to test	WLAN5Gx ac-VHT20 mode
Antenna port used	1
Temperature	nom
Voltage	nom
Frequency low to test	False | Freq [MHz] 5500
Frequency mid to test	True | Freq [MHz] 5600
Frequency high to test	False | Freq [MHz] 5700
Auto control enabled power supply | Climatic Box	No | No
Additional path loss [dB]	1.4
Full path name | type	EUT - SignalingUnit - SpectrumAnalyzer

Equipment

Signal analyzer,Rohde&Schwarz,FSV-40,1307.9002K40/101042,3.70
Switch matrix,CTCadvanced,SPM-4 NI DAQ,28016133,NI

Test at TX 5600 MHz

RESULT: Reference Power cond.

DESCRIPTION	LOWER LIMIT	UPPER LIMIT	MEASURED	UNIT	VERDICT
Ref. Power 1MHz/1MHz cond.	---	---	15.28	dBm	INFO
Ref. Frequency	---	---	5598.200	MHz	INFO

Evaluation max. Duty Cycle

Duty Cycle evaluation

DESCRIPTION	LOWER LIMIT	UPPER LIMIT	MEASURED	UNIT	VERDICT
No enough Bursts detected, Duty Cycle Burst Ratio set to 1					
Duty Cycle (Burst Ratio) max	---	---	1	---	INFO
Duty Cycle max	---	---	0	dB	INFO
Duty Cycle (Burst Ratio) min	---	---	1	---	INFO
Duty Cycle min	---	---	0	dB	INFO

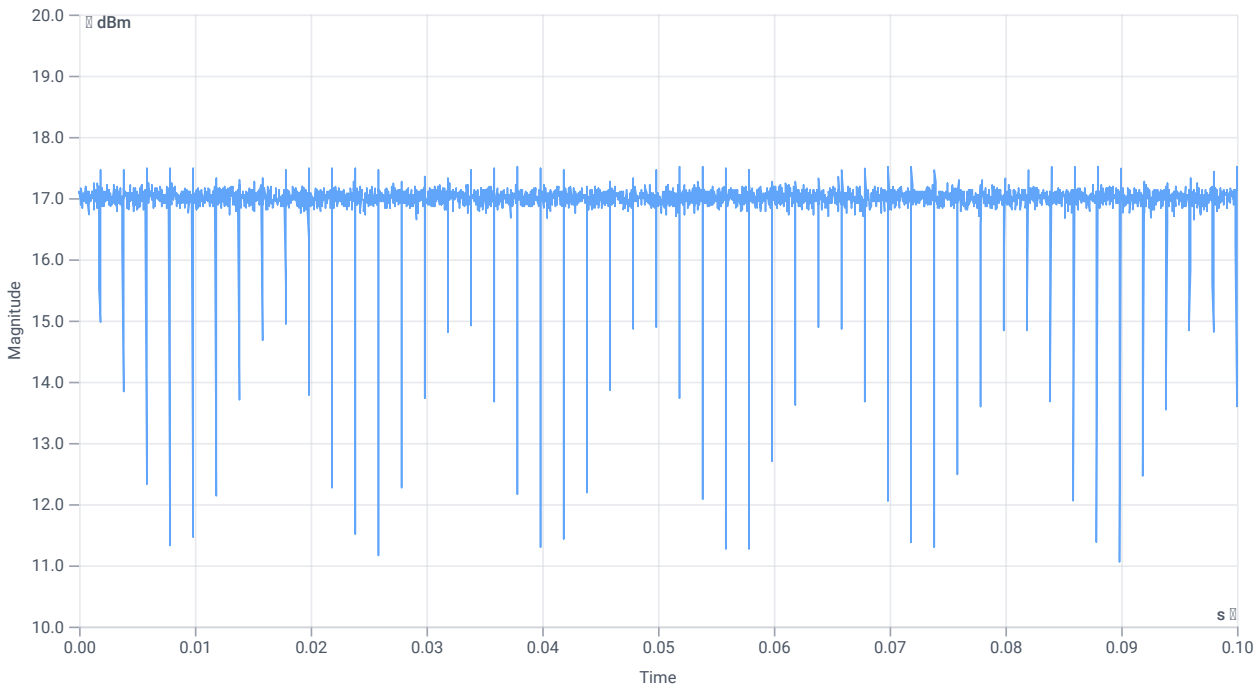

Duty cycle

Evaluation Bandwidth

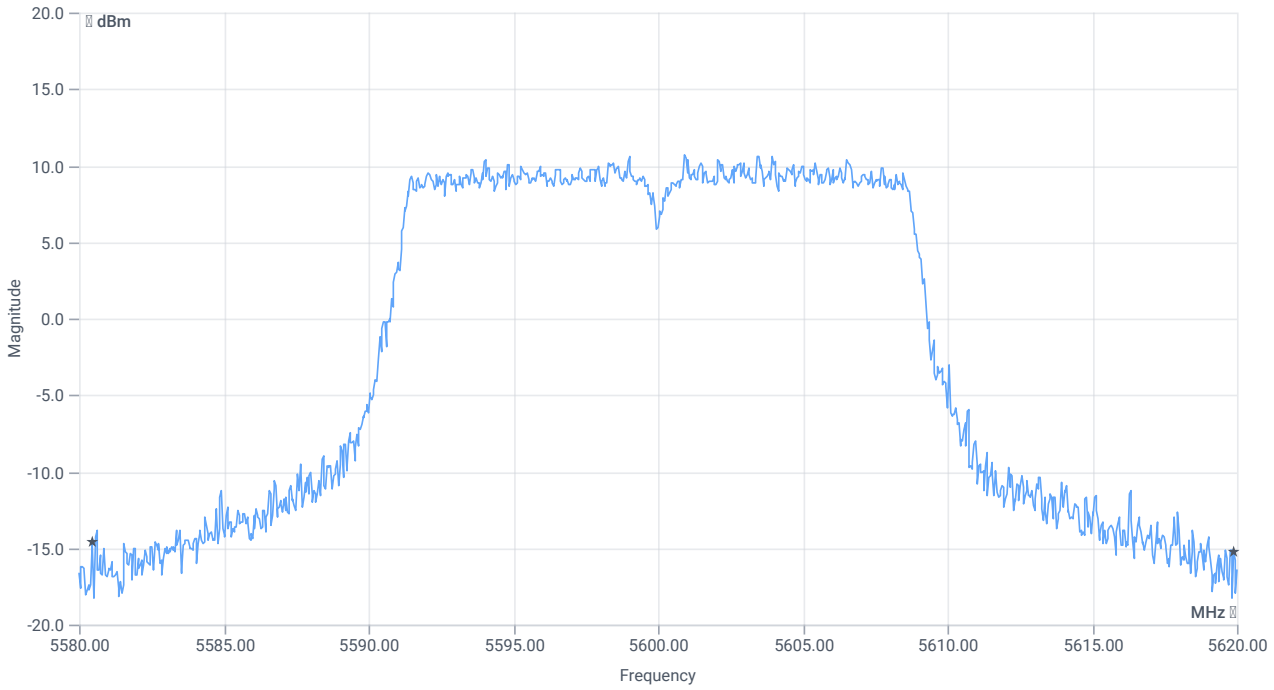

BW 26dB

RESULT

DESCRIPTION	LOWER LIMIT	UPPER LIMIT	MEASURED	UNIT	VERDICT
Bandwidth 26dB	---	---	39.44	MHz	INFO
T1 26dB	---	---	5580.4400	MHz	INFO
T2 26dB	---	---	5619.8800	MHz	INFO

Maximum Output Power

READ SA SETTINGS:

RefLevel [dBm] | RefLevelOffset [dB] | InpAtt [dB]	27.28 | 16.74 | 25
Start [MHz] | Stop [MHz]	5580.000 | 5620.000
RBW [MHz] | VBW [MHz]	1.000000 | 3.000000
Detector | TraceMode	RMS | MAXH
Sweep: time [ms] | count | points per Section | type	53700 | 1 | 161 | SWE

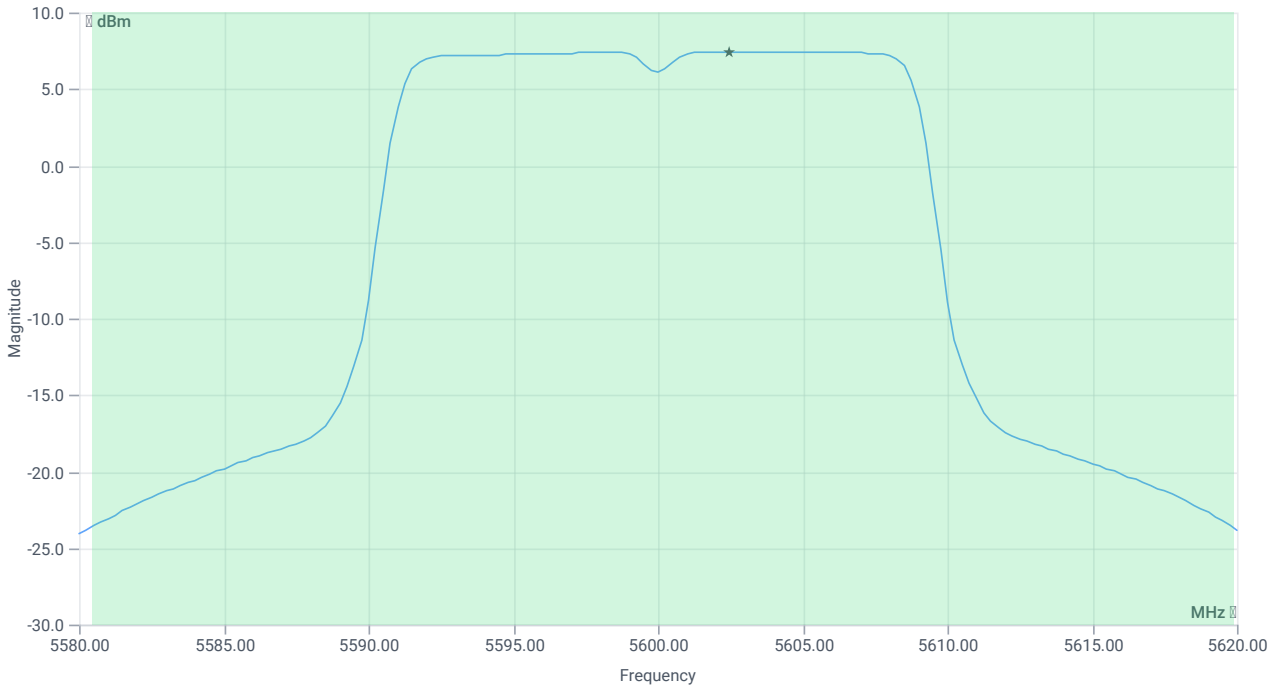

Max OP and PSD

RESULT

DESCRIPTION	LOWER LIMIT	UPPER LIMIT	MEASURED	UNIT	VERDICT
Max Output Power	---	---	19.51	dBm	INFO
Duty Cycle Correction	---	---	0	dB	INFO
Limit absolute					
Max Output Power DC corrected	---	24	19.51	dBm	PASS
Limit: 11 dBm + 10 log 39.44					
Max Output Power DC corrected	---	26.96	19.51	dBm	PASS

Power Spectral Density

RESULT

DESCRIPTION	LOWER LIMIT	UPPER LIMIT	MEASURED	UNIT	VERDICT
Power Spectral Density	---	---	7.44	dBm/1MHz	INFO
Duty Cycle Correction	---	---	0	dB	INFO
Power Spectral Density DC corrected	---	11	7.44	dBm/1MHz	PASS

Verdict
PASS

FCC 15.407, ISED RSS247 # Bandwidths 99PCT and 20dB ~ WLAN5Gx ac-VHT20 mode U-NII-2C

References

TC start	18.01.2024 13:40:21
Ambit temp [°C] | humidity [rel%]	22.5 | 30
System version	4.7.1.5
Standard | Version	FCC 15.407, ISED RSS247 | NI
Method	26dB Bandwidth KDB789033 D02, C.1 / ISED RSS-GEN
Description	FCC 15.407 Bandwidths - WLAN5Gx ac-VHT20 mode U-NII-2C
Information	

EUT Common Settings WLAN5Gx

Number of Antenna Ports	2
User Interaction	No
Device Class UNII_1	Client
Limit W52 Japan	Standard

Test Parameter

Technology to test	WLAN5Gx ac-VHT20 mode
Antenna port used	1
Temperature	nom
Voltage	nom
Frequency low to test	False | Freq [MHz] 5500
Frequency mid to test	True | Freq [MHz] 5600
Frequency high to test	False | Freq [MHz] 5700
Auto control enabled power supply | Climatic Box	No | No
Additional path loss [dB]	1.4
Full path name | type	EUT - SignalingUnit - SpectrumAnalyzer

Equipment

Signal analyzer,Rohde&Schwarz,FSV-40,1307.9002K40/101042,3.70
Switch matrix,CTCadvanced,SPM-4 NI DAQ,28016133,NI

Test at TX 5600 MHz

RESULT: Reference Power cond.

DESCRIPTION	LOWER LIMIT	UPPER LIMIT	MEASURED	UNIT	VERDICT
Ref. Power 1MHz/1MHz cond.	---	---	15.73	dBm	INFO
Ref. Frequency	---	---	5603.400	MHz	INFO

READ SA SETTINGS:

RefLevel [dBm] | RefLevelOffset [dB] | InpAtt [dB]	23.73 | 16.74 | 25
Start [MHz] | Stop [MHz]	5575.000 | 5625.000
RBW [MHz] | VBW [MHz]	0.300000 | 1.000000
Detector | TraceMode	POS | MAXH
Sweep: time [ms] | count | points per Section | type	1 | 2500 | 1001 | SWE

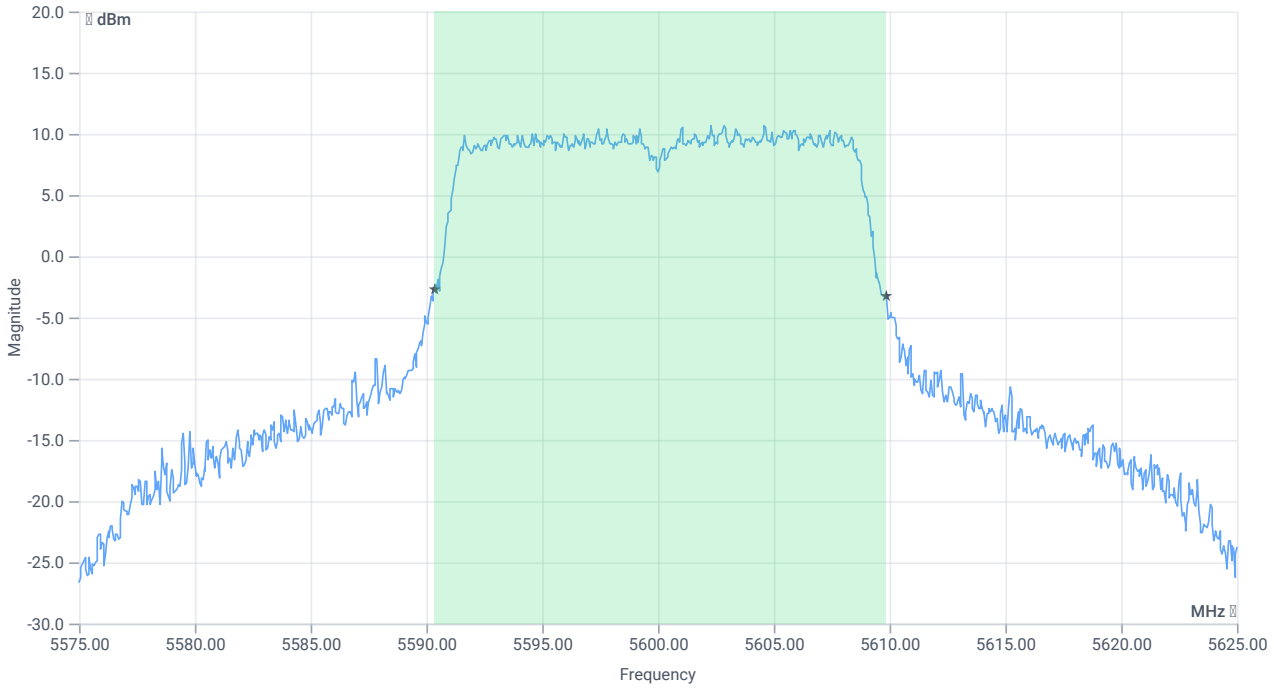

BW 99PCT

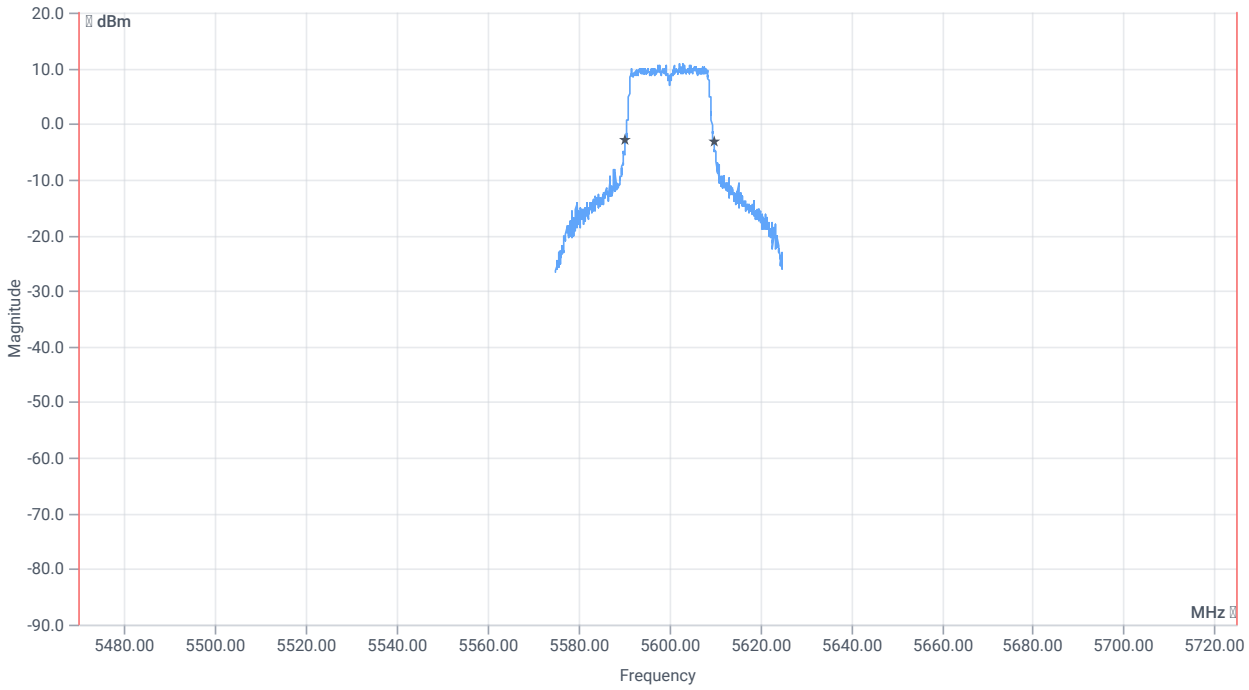

BW within Band 99PCT

RESULT

DESCRIPTION	LOWER LIMIT	UPPER LIMIT	MEASURED	UNIT	VERDICT
Bandwidth 99%	---	---	19.481	MHz	INFO
T1 99%	5470.000000	---	5590.3596	MHz	PASS since U-NII-3 is supported
T2 99%	---	5725.000000	5609.8402	MHz	

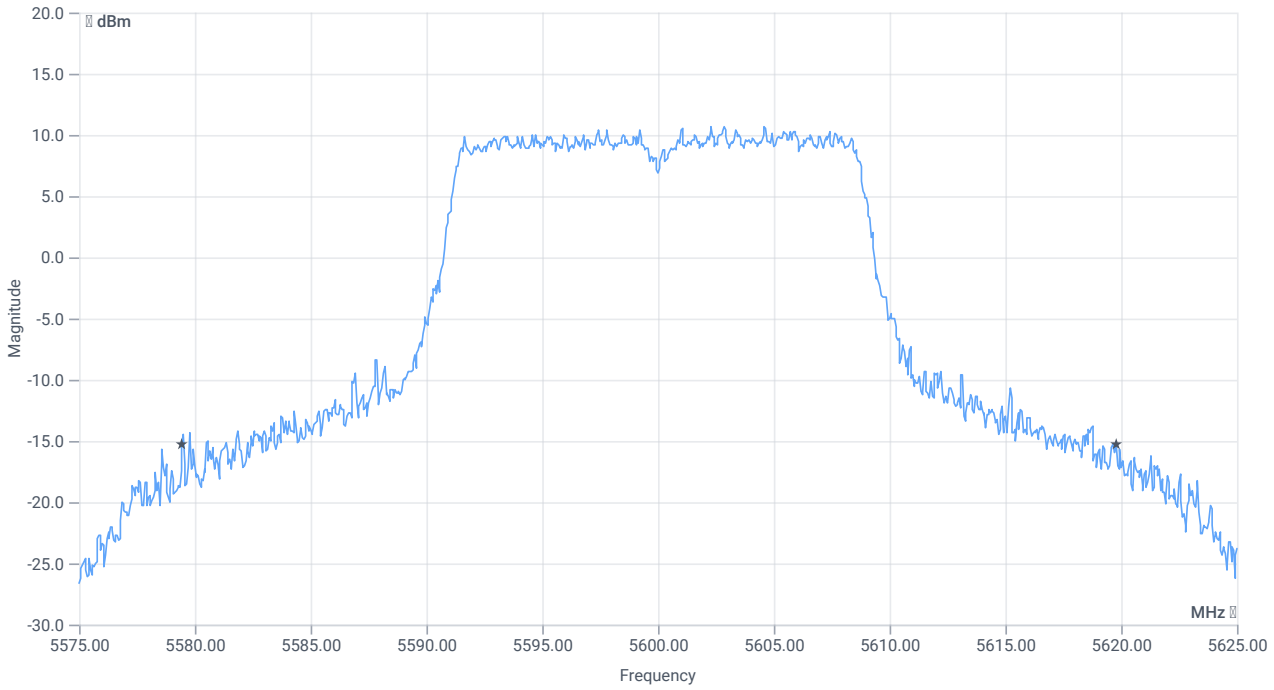

BW 26dB

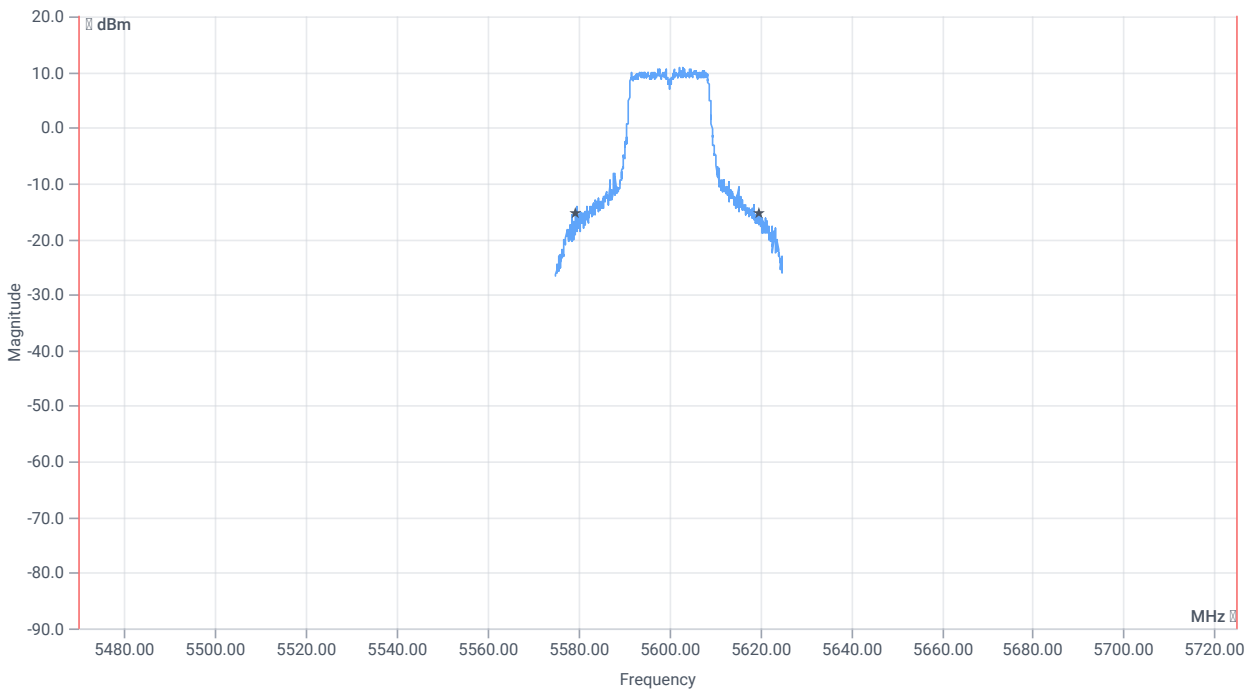

BW within Band 26dB

RESULT

DESCRIPTION	LOWER LIMIT	UPPER LIMIT	MEASURED	UNIT	VERDICT
Bandwidth 26dB	---	---	40.35	MHz	INFO

RESULT

DESCRIPTION	LOWER LIMIT	UPPER LIMIT	MEASURED	UNIT	VERDICT
T1 26dB	5470.000000	---	5579.4500	MHz	PASS since U-NII-3 is supported
T2 26dB	---	5725.000000	5619.8000	MHz	

Verdict
PASS

FCC 15.407 # Max output power and psd ~ WLAN5Gx ac-VHT20 mode U-NII-2C

References

TC start	18.01.2024 13:40:51
Ambit temp [°C] | humidity [rel%]	22.5 | 30
System version	4.7.1.5
Standard | Version	FCC 15.407 | NI
Method	KDB789033 D02, F., E.2.e.
Description	FCC 15.407 Max Output Power & PSD - WLAN5Gx ac-VHT20 mode U-NII-2C
Information	

EUT Common Settings WLAN5Gx

Number of Antenna Ports	2
User Interaction	No
Device Class UNII_1	Client
Limit W52 Japan	Standard

Test Parameter

Technology to test	WLAN5Gx ac-VHT20 mode
Antenna port used	2
Temperature	nom
Voltage	nom
Frequency low to test	False | Freq [MHz] 5500
Frequency mid to test	True | Freq [MHz] 5600
Frequency high to test	False | Freq [MHz] 5700
Auto control enabled power supply | Climatic Box	No | No
Additional path loss [dB]	1.4
Full path name | type	EUT - SignalingUnit - SpectrumAnalyzer

Equipment

Signal analyzer,Rohde&Schwarz,FSV-40,1307.9002K40/101042,3.70
Switch matrix,CTCadvanced,SPM-4 NI DAQ,28016133,NI

Test at TX 5600 MHz

RESULT: Reference Power cond.

DESCRIPTION	LOWER LIMIT	UPPER LIMIT	MEASURED	UNIT	VERDICT
Ref. Power 1MHz/1MHz cond.	---	---	16.91	dBm	INFO
Ref. Frequency	---	---	5598.200	MHz	INFO

Evaluation max. Duty Cycle

Duty Cycle evaluation

DESCRIPTION	LOWER LIMIT	UPPER LIMIT	MEASURED	UNIT	VERDICT
No enough Bursts detected, Duty Cycle Burst Ratio set to 1					
Duty Cycle (Burst Ratio) max	---	---	1	---	INFO
Duty Cycle max	---	---	0	dB	INFO
Duty Cycle (Burst Ratio) min	---	---	1	---	INFO
Duty Cycle min	---	---	0	dB	INFO

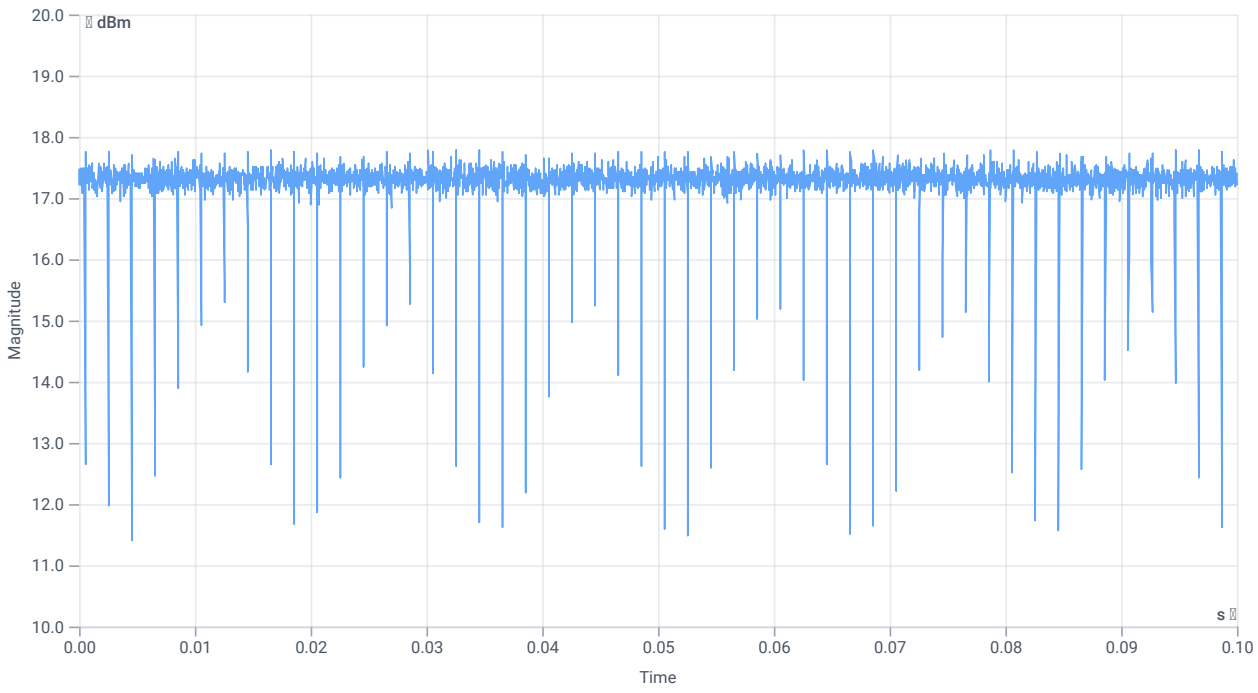

Duty cycle

Evaluation Bandwidth

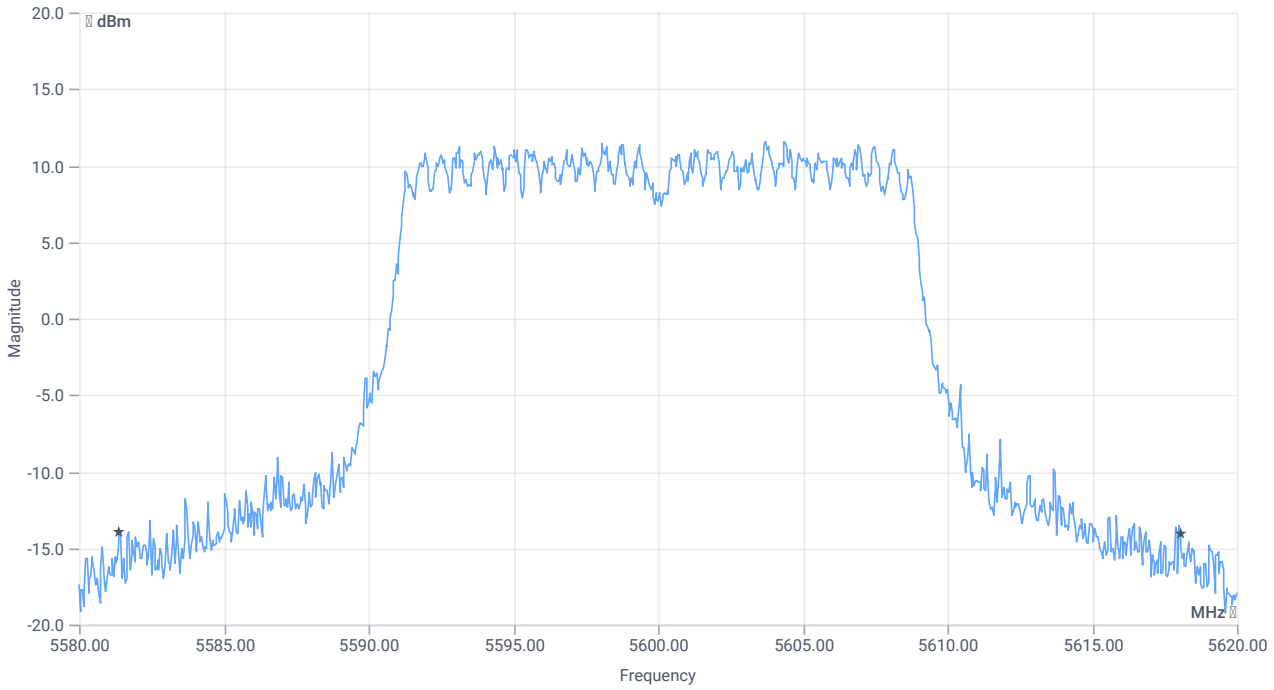

BW 26dB

RESULT

DESCRIPTION	LOWER LIMIT	UPPER LIMIT	MEASURED	UNIT	VERDICT
Bandwidth 26dB	---	---	36.64	MHz	INFO
T1 26dB	---	---	5581.4000	MHz	INFO
T2 26dB	---	---	5618.0400	MHz	INFO

Maximum Output Power

READ SA SETTINGS:

RefLevel [dBm] | RefLevelOffset [dB] | InpAtt [dB]	28.91 | 16.74 | 30
Start [MHz] | Stop [MHz]	5580.000 | 5620.000
RBW [MHz] | VBW [MHz]	1.000000 | 3.000000
Detector | TraceMode	RMS | MAXH
Sweep: time [ms] | count | points per Section | type	53700 | 1 | 161 | SWE

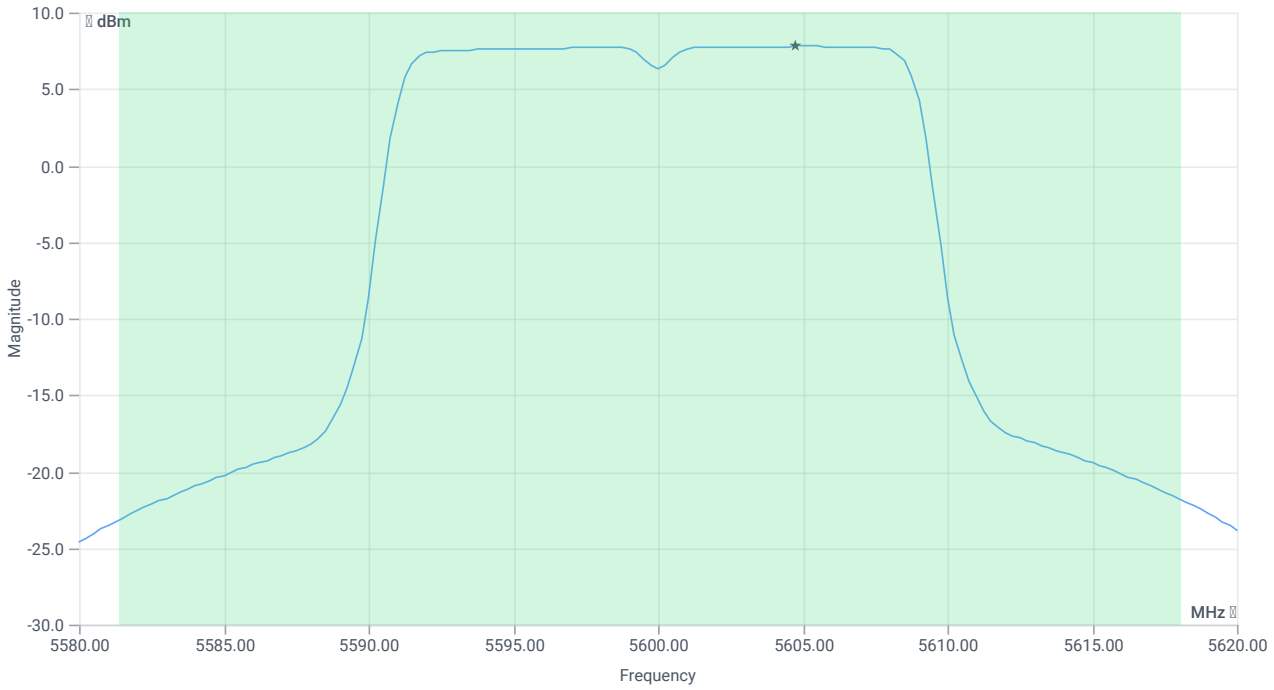

Max OP and PSD

RESULT

DESCRIPTION	LOWER LIMIT	UPPER LIMIT	MEASURED	UNIT	VERDICT
Max Output Power	---	---	19.83	dBm	INFO
Duty Cycle Correction	---	---	0	dB	INFO
Limit absolute					
Max Output Power DC corrected	---	24	19.83	dBm	PASS
Limit: 11 dBm + 10 log 36.64					
Max Output Power DC corrected	---	26.64	19.83	dBm	PASS

Power Spectral Density

RESULT

DESCRIPTION	LOWER LIMIT	UPPER LIMIT	MEASURED	UNIT	VERDICT
Power Spectral Density	---	---	7.83	dBm/1MHz	INFO
Duty Cycle Correction	---	---	0	dB	INFO
Power Spectral Density DC corrected	---	11	7.83	dBm/1MHz	PASS

Verdict
PASS

FCC 15.407, ISED RSS247 # Bandwidths 99PCT and 20dB ~ WLAN5Gx ac-VHT20 mode U-NII-2C

References

TC start	18.01.2024 13:42:19
Ambit temp [°C] | humidity [rel%]	22.6 | 30
System version	4.7.1.5
Standard | Version	FCC 15.407, ISED RSS247 | NI
Method	26dB Bandwidth KDB789033 D02, C.1 / ISED RSS-GEN
Description	FCC 15.407 Bandwidths - WLAN5Gx ac-VHT20 mode U-NII-2C
Information	

EUT Common Settings WLAN5Gx

Number of Antenna Ports	2
User Interaction	No
Device Class UNII_1	Client
Limit W52 Japan	Standard

Test Parameter

Technology to test	WLAN5Gx ac-VHT20 mode
Antenna port used	2
Temperature	nom
Voltage	nom
Frequency low to test	False | Freq [MHz] 5500
Frequency mid to test	True | Freq [MHz] 5600
Frequency high to test	False | Freq [MHz] 5700
Auto control enabled power supply | Climatic Box	No | No
Additional path loss [dB]	1.4
Full path name | type	EUT - SignalingUnit - SpectrumAnalyzer

Equipment

Signal analyzer,Rohde&Schwarz,FSV-40,1307.9002K40/101042,3.70
Switch matrix,CTCadvanced,SPM-4 NI DAQ,28016133,NI

Test at TX 5600 MHz

RESULT: Reference Power cond.

DESCRIPTION	LOWER LIMIT	UPPER LIMIT	MEASURED	UNIT	VERDICT
Ref. Power 1MHz/1MHz cond.	---	---	16.47	dBm	INFO
Ref. Frequency	---	---	5602.600	MHz	INFO

READ SA SETTINGS:

RefLevel [dBm] | RefLevelOffset [dB] | InpAtt [dB]	24.47 | 16.74 | 25
Start [MHz] | Stop [MHz]	5575.000 | 5625.000
RBW [MHz] | VBW [MHz]	0.300000 | 1.000000
Detector | TraceMode	POS | MAXH
Sweep: time [ms] | count | points per Section | type	1 | 2500 | 1001 | SWE

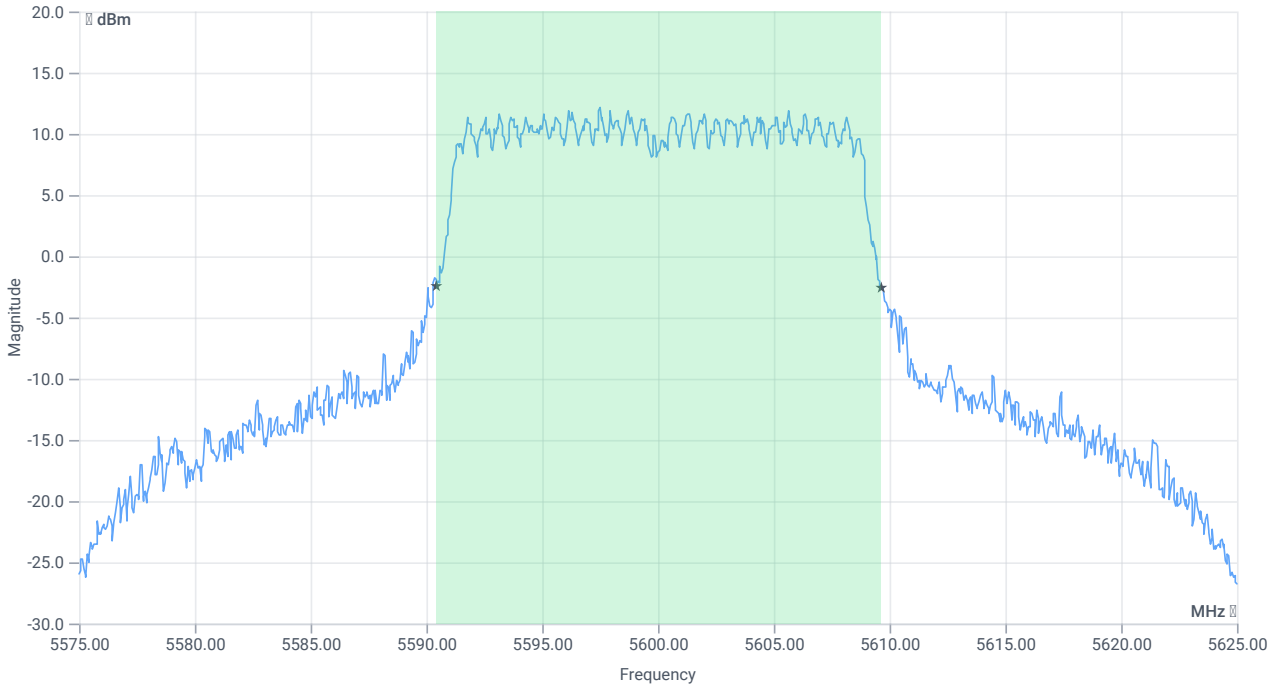

BW 99PCT

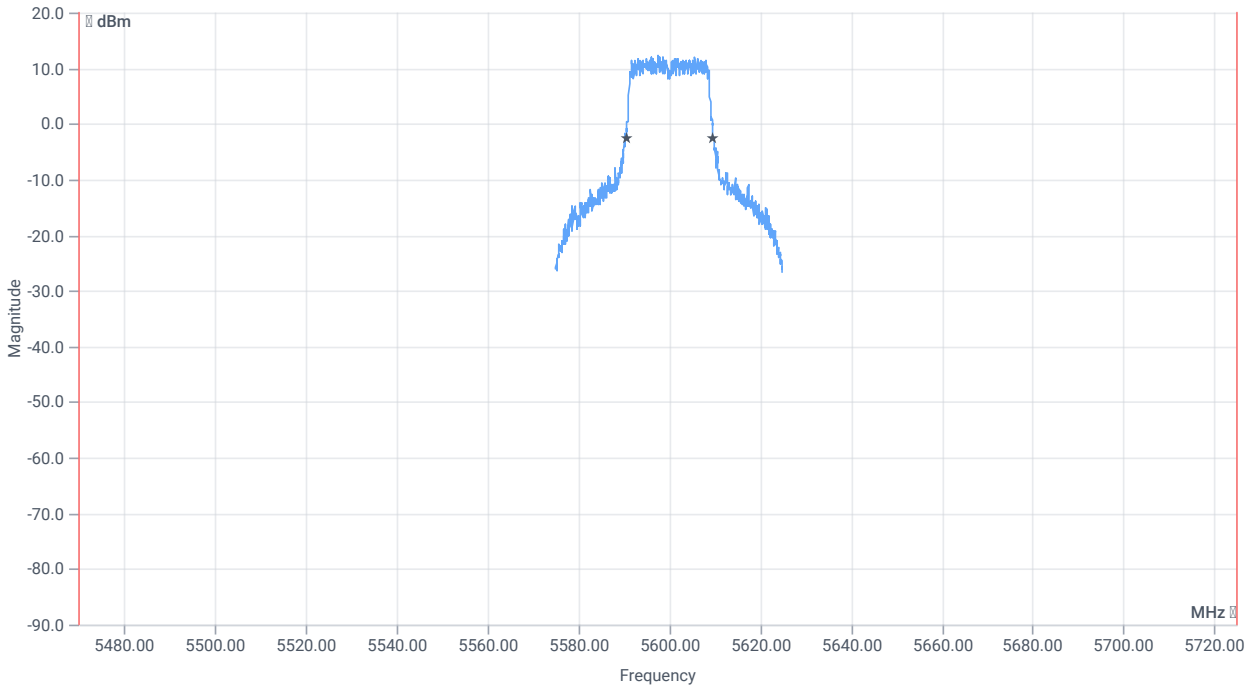

BW within Band 99PCT

RESULT

DESCRIPTION	LOWER LIMIT	UPPER LIMIT	MEASURED	UNIT	VERDICT
Bandwidth 99%	---	---	19.181	MHz	INFO
T1 99%	5470.000000	---	5590.4595	MHz	PASS since U-NII-3 is supported
T2 99%	---	5725.000000	5609.6404	MHz	

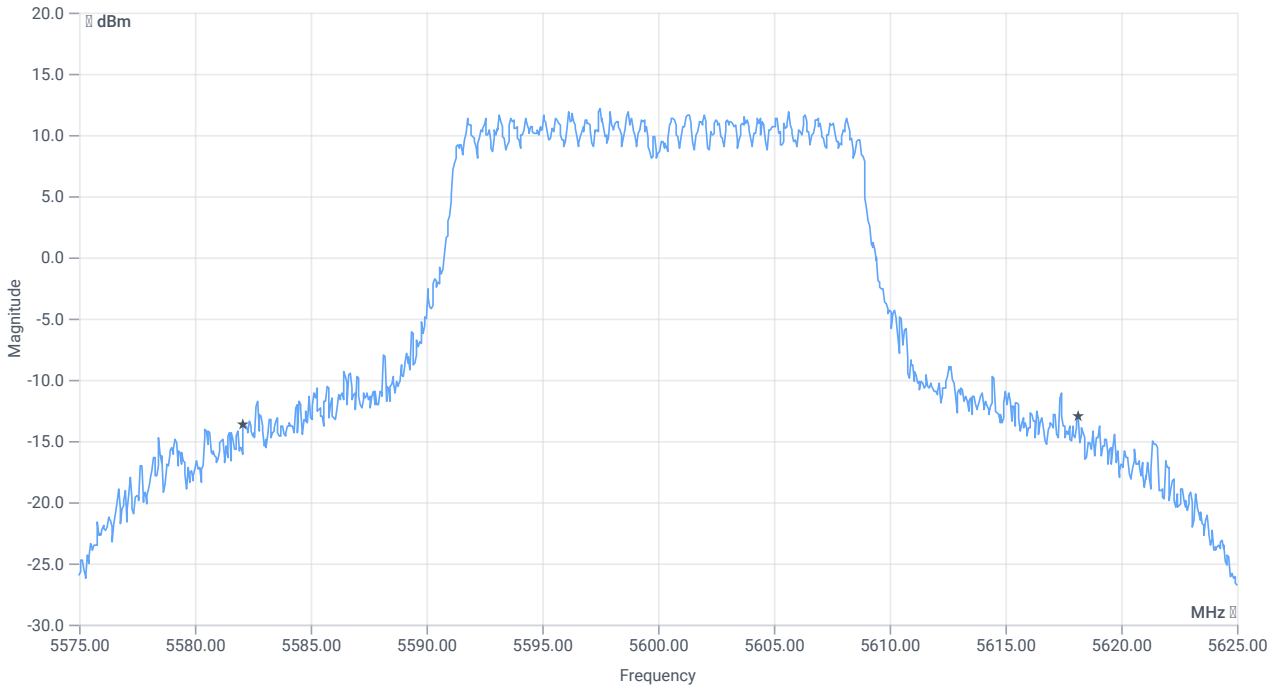

BW 26dB

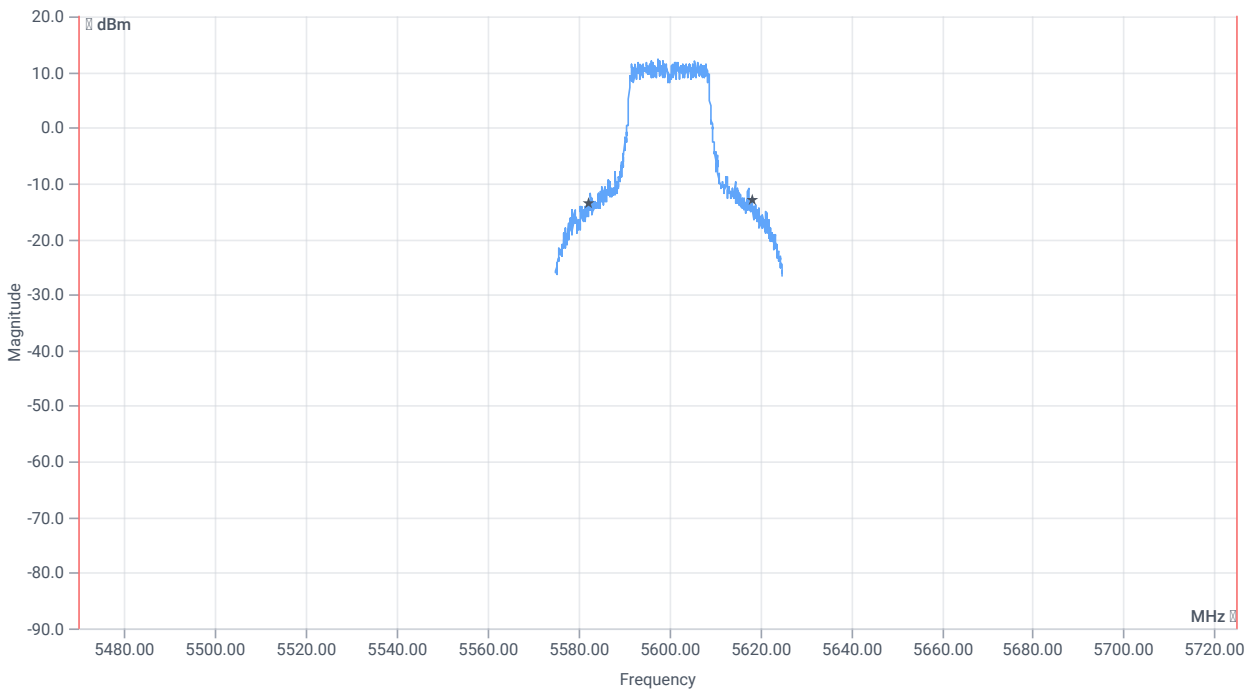

BW within Band 26dB

RESULT

DESCRIPTION	LOWER LIMIT	UPPER LIMIT	MEASURED	UNIT	VERDICT
Bandwidth 26dB	---	---	36.05	MHz	INFO

RESULT

DESCRIPTION	LOWER LIMIT	UPPER LIMIT	MEASURED	UNIT	VERDICT
T1 26dB	5470.000000	---	5582.1000	MHz	PASS since U-NII-3 is supported
T2 26dB	---	5725.000000	5618.1500	MHz	

Verdict
PASS

FCC 15.407 # MIMO ∑ Max output power and psd ~ WLAN5Gx ac-VHT20 mode U-NII-2C

References

TC start	18.01.2024 13:42:50
Ambit temp [°C] | humidity [rel%]	22.7 | 30
System version	4.7.1.5
Standard | Version	FCC 15.407 | NI
Method	
Description	MIMO ∑ FCC Power & psd - WLAN5Gx ac-VHT20 mode U-NII-2C
Information	

EUT Common Settings WLAN5Gx

Number of Antenna Ports	2
User Interaction	No
Device Class UNII_1	Client
Limit W52 Japan	Standard

Test Parameter

Technology to test	WLAN5Gx ac-VHT20 mode
Antenna port used	several
Temperature	nom
Voltage	nom
Frequency low to test	False | Freq [MHz] 5500
Frequency mid to test	True | Freq [MHz] 5600
Frequency high to test	False | Freq [MHz] 5700
Auto control enabled power supply | Climatic Box	No | No
Additional path loss [dB]	1.4
Full path name | type	None

Equipment

Test at TX 5600 MHz

RESULT Power

DESCRIPTION	LOWER LIMIT	UPPER LIMIT	MEASURED	UNIT	VERDICT
Ant:1 Max Output Power DC corrected	---	---	19.51	dBm	INFO
Ant:1 BW 26dB	---	---	39.440	MHz	INFO
Ant:2 Max Output Power DC corrected	---	---	19.83	dBm	INFO
Ant:2 BW 26dB	---	---	36.640	MHz	INFO
∑ Limit absolute	---	24	22.68	dBm	PASS
∑ Limit: 11 dBm + 10 log 36.64	---	26.64	22.68	dBm	PASS

RESULT PSD

DESCRIPTION	LOWER LIMIT	UPPER LIMIT	MEASURED	UNIT	VERDICT
Ant:1 PSD	---	---	7.44	dBm/1MHz	INFO
Ant:2 PSD	---	---	7.83	dBm/1MHz	INFO
∑	---	11	10.65	dBm/1MHz	PASS

Verdict
PASS

FCC 15.407 # Max output power and psd ~ WLAN5Gx ac-VHT20 mode U-NII-2C

References

TC start	18.01.2024 13:44:16
Ambit temp [°C] | humidity [rel%]	22.8 | 30
System version	4.7.1.5
Standard | Version	FCC 15.407 | NI
Method	KDB789033 D02, F., E.2.e.
Description	FCC 15.407 Max Output Power & PSD - WLAN5Gx ac-VHT20 mode U-NII-2C
Information	

EUT Common Settings WLAN5Gx

Number of Antenna Ports	2
User Interaction	No
Device Class UNII_1	Client
Limit W52 Japan	Standard

Test Parameter

Technology to test	WLAN5Gx ac-VHT20 mode
Antenna port used	1
Temperature	nom
Voltage	nom
Frequency low to test	False | Freq [MHz] 5500
Frequency mid to test	False | Freq [MHz] 5600
Frequency high to test	True | Freq [MHz] 5700
Auto control enabled power supply | Climatic Box	No | No
Additional path loss [dB]	1.4
Full path name | type	EUT - SignalingUnit - SpectrumAnalyzer

Equipment

Signal analyzer,Rohde&Schwarz,FSV-40,1307.9002K40/101042,3.70
Switch matrix,CTCadvanced,SPM-4 NI DAQ,28016133,NI

Test at TX 5700 MHz

RESULT: Reference Power cond.

DESCRIPTION	LOWER LIMIT	UPPER LIMIT	MEASURED	UNIT	VERDICT
Ref. Power 1MHz/1MHz cond.	---	---	15.41	dBm	INFO
Ref. Frequency	---	---	5707.790	MHz	INFO

Evaluation max. Duty Cycle

Duty Cycle evaluation

DESCRIPTION	LOWER LIMIT	UPPER LIMIT	MEASURED	UNIT	VERDICT
No enough Bursts detected, Duty Cycle Burst Ratio set to 1					
Duty Cycle (Burst Ratio) max	---	---	1	---	INFO
Duty Cycle max	---	---	0	dB	INFO
Duty Cycle (Burst Ratio) min	---	---	1	---	INFO
Duty Cycle min	---	---	0	dB	INFO

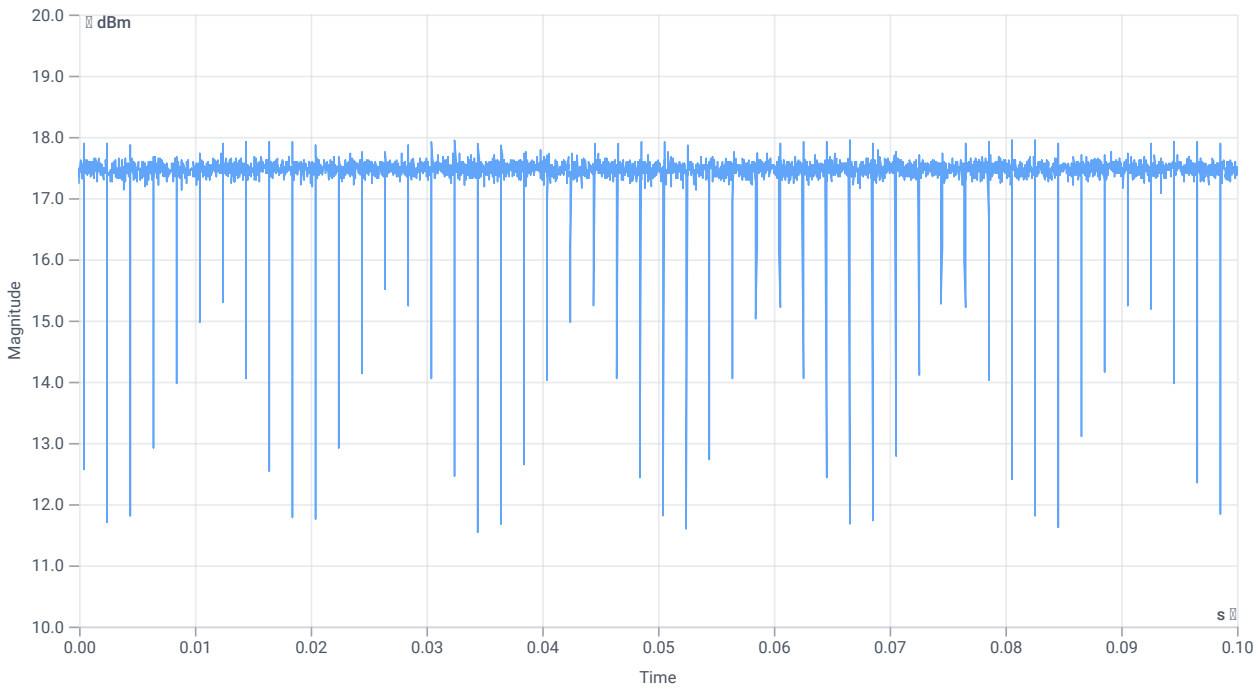

Duty cycle

Evaluation Bandwidth

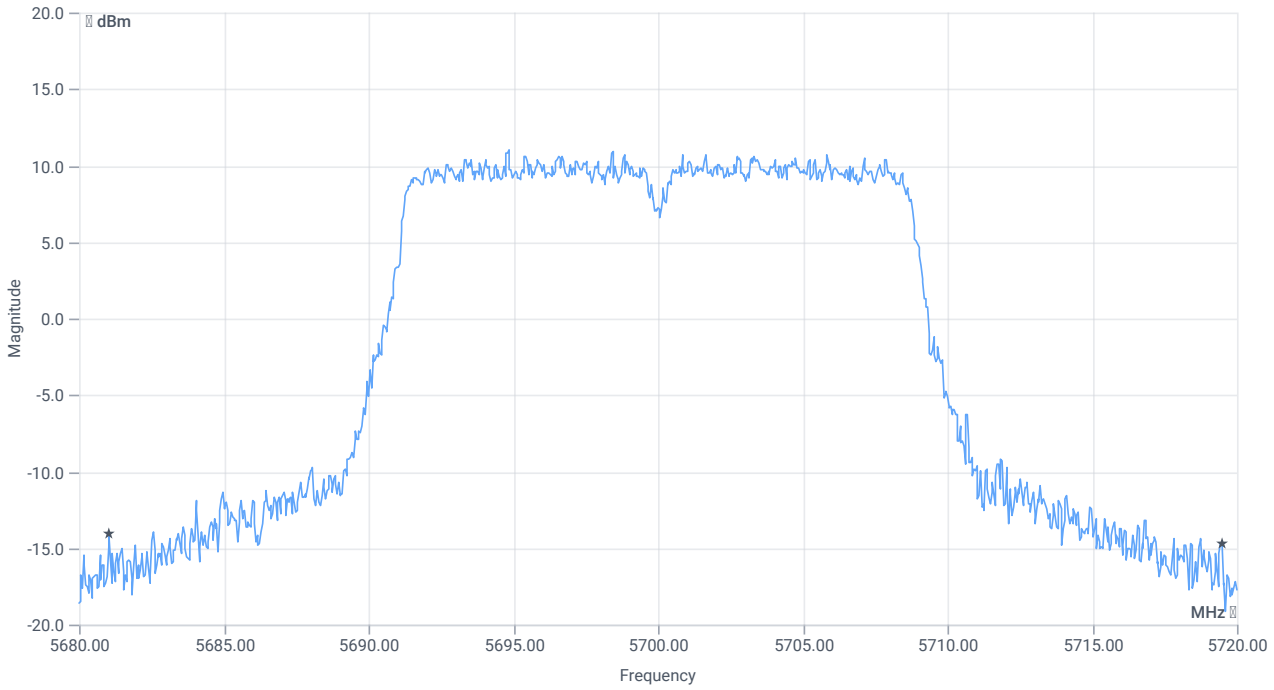

BW 26dB

RESULT

DESCRIPTION	LOWER LIMIT	UPPER LIMIT	MEASURED	UNIT	VERDICT
Bandwidth 26dB	---	---	38.44	MHz	INFO
T1 26dB	---	---	5681.0400	MHz	INFO
T2 26dB	---	---	5719.4800	MHz	INFO

Maximum Output Power

READ SA SETTINGS:

RefLevel [dBm] | RefLevelOffset [dB] | InpAtt [dB]	27.41 | 16.6 | 25
Start [MHz] | Stop [MHz]	5680.000 | 5720.000
RBW [MHz] | VBW [MHz]	1.000000 | 3.000000
Detector | TraceMode	RMS | MAXH
Sweep: time [ms] | count | points per Section | type	53700 | 1 | 161 | SWE

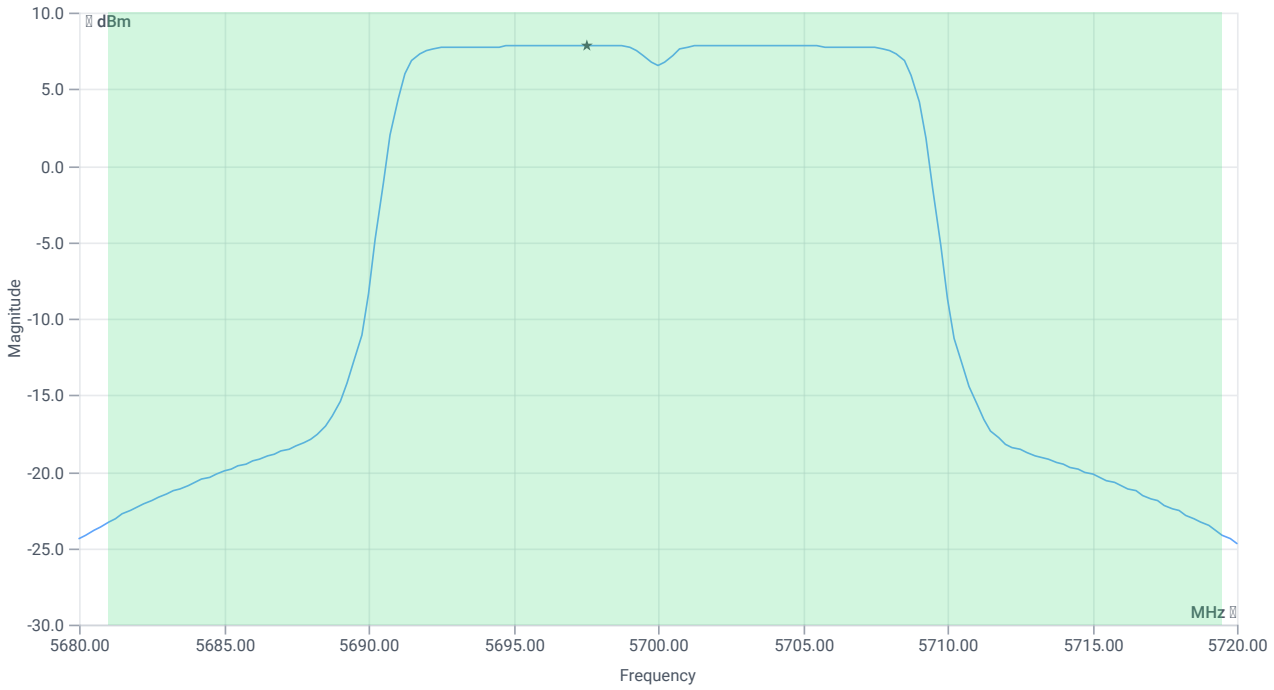

Max OP and PSD

RESULT

DESCRIPTION	LOWER LIMIT	UPPER LIMIT	MEASURED	UNIT	VERDICT
Max Output Power	---	---	19.96	dBm	INFO
Duty Cycle Correction	---	---	0	dB	INFO
Limit absolute					
Max Output Power DC corrected	---	24	19.96	dBm	PASS
Limit: 11 dBm + 10 log 38.44					
Max Output Power DC corrected	---	26.85	19.96	dBm	PASS

Power Spectral Density

RESULT

DESCRIPTION	LOWER LIMIT	UPPER LIMIT	MEASURED	UNIT	VERDICT
Power Spectral Density	---	---	7.89	dBm/1MHz	INFO
Duty Cycle Correction	---	---	0	dB	INFO
Power Spectral Density DC corrected	---	11	7.89	dBm/1MHz	PASS

Verdict
PASS

FCC 15.407, ISED RSS247 # Bandwidths 99PCT and 20dB ~ WLAN5Gx ac-VHT20 mode U-NII-2C

References

TC start	18.01.2024 13:45:41
Ambit temp [°C] | humidity [rel%]	22.8 | 30
System version	4.7.1.5
Standard | Version	FCC 15.407, ISED RSS247 | NI
Method	26dB Bandwidth KDB789033 D02, C.1 / ISED RSS-GEN
Description	FCC 15.407 Bandwidths - WLAN5Gx ac-VHT20 mode U-NII-2C
Information	

EUT Common Settings WLAN5Gx

Number of Antenna Ports	2
User Interaction	No
Device Class UNII_1	Client
Limit W52 Japan	Standard

Test Parameter

Technology to test	WLAN5Gx ac-VHT20 mode
Antenna port used	1
Temperature	nom
Voltage	nom
Frequency low to test	False | Freq [MHz] 5500
Frequency mid to test	False | Freq [MHz] 5600
Frequency high to test	True | Freq [MHz] 5700
Auto control enabled power supply | Climatic Box	No | No
Additional path loss [dB]	1.4
Full path name | type	EUT - SignalingUnit - SpectrumAnalyzer

Equipment

Signal analyzer,Rohde&Schwarz,FSV-40,1307.9002K40/101042,3.70
Switch matrix,CTCadvanced,SPM-4 NI DAQ,28016133,NI

Test at TX 5700 MHz

RESULT: Reference Power cond.

DESCRIPTION	LOWER LIMIT	UPPER LIMIT	MEASURED	UNIT	VERDICT
Ref. Power 1MHz/1MHz cond.	---	---	15.51	dBm	INFO
Ref. Frequency	---	---	5698.000	MHz	INFO

READ SA SETTINGS:

RefLevel [dBm] | RefLevelOffset [dB] | InpAtt [dB]	23.51 | 16.6 | 25
Start [MHz] | Stop [MHz]	5675.000 | 5725.000
RBW [MHz] | VBW [MHz]	0.300000 | 1.000000
Detector | TraceMode	POS | MAXH
Sweep: time [ms] | count | points per Section | type	1 | 2500 | 1001 | SWE

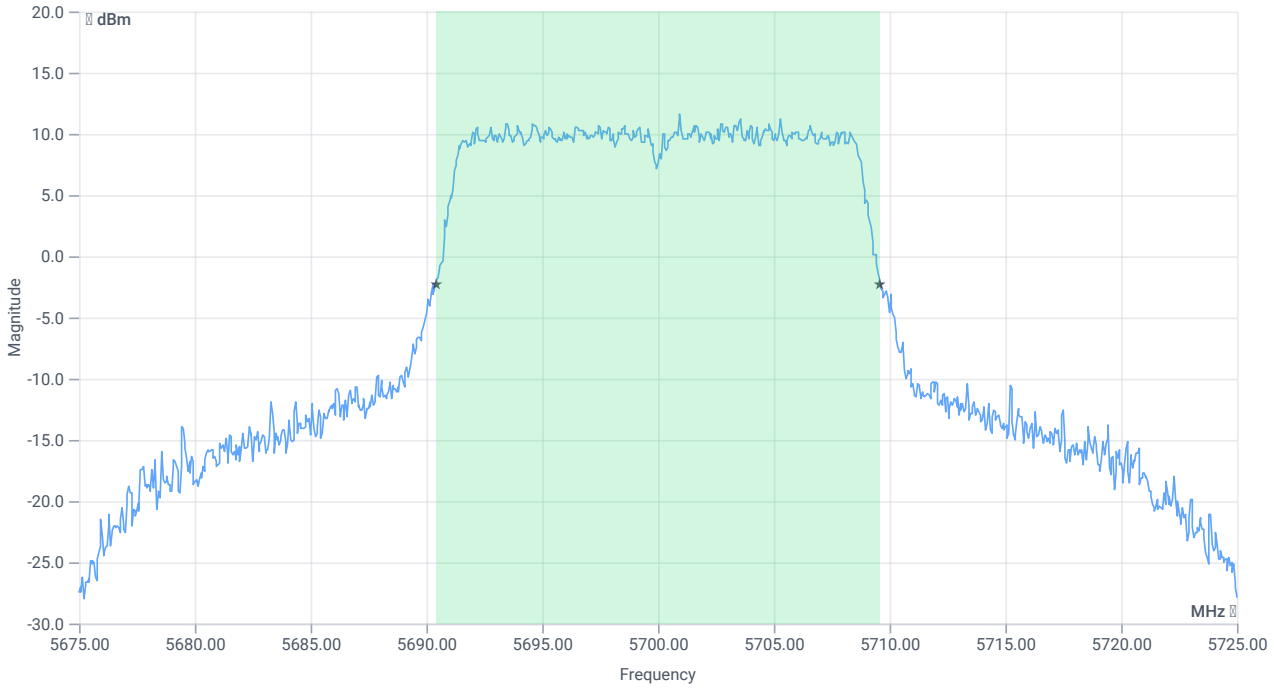

BW 99PCT

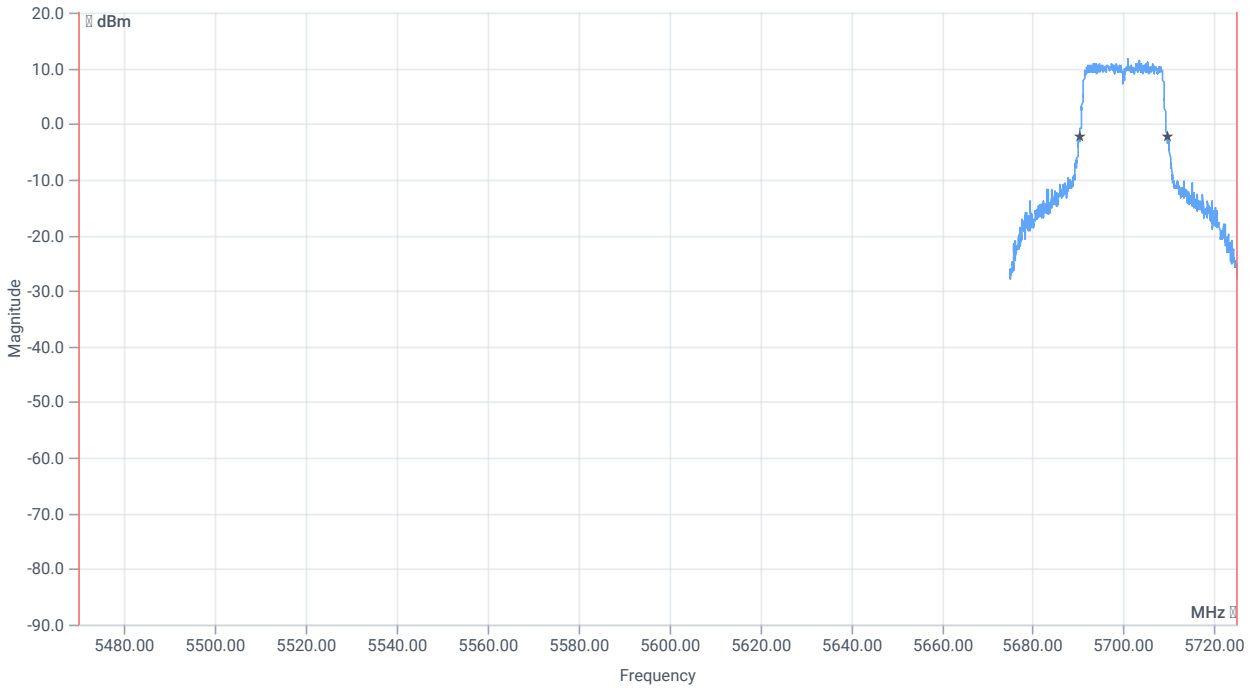

BW within Band 99PCT

RESULT

DESCRIPTION	LOWER LIMIT	UPPER LIMIT	MEASURED	UNIT	VERDICT
Bandwidth 99%	---	---	19.181	MHz	INFO
T1 99%	5470.000000	---	5690.4096	MHz	PASS since U-NII-3 is supported
T2 99%	---	5725.000000	5709.5904	MHz	

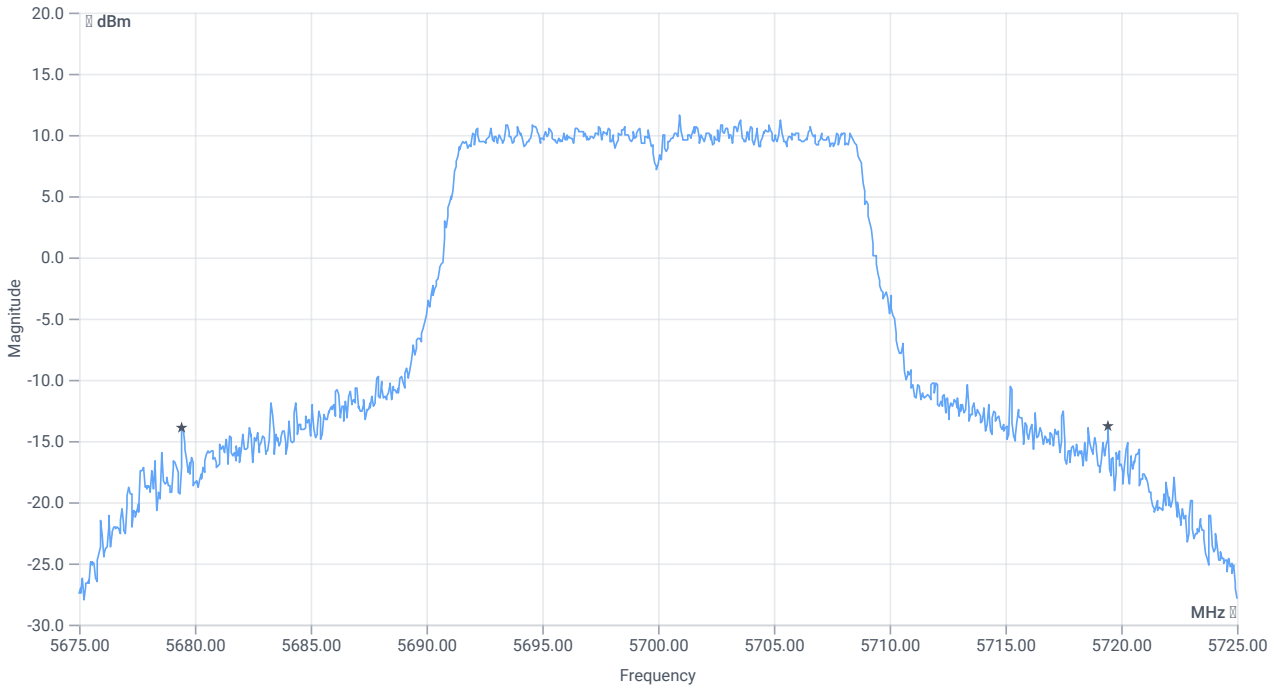

BW 26dB

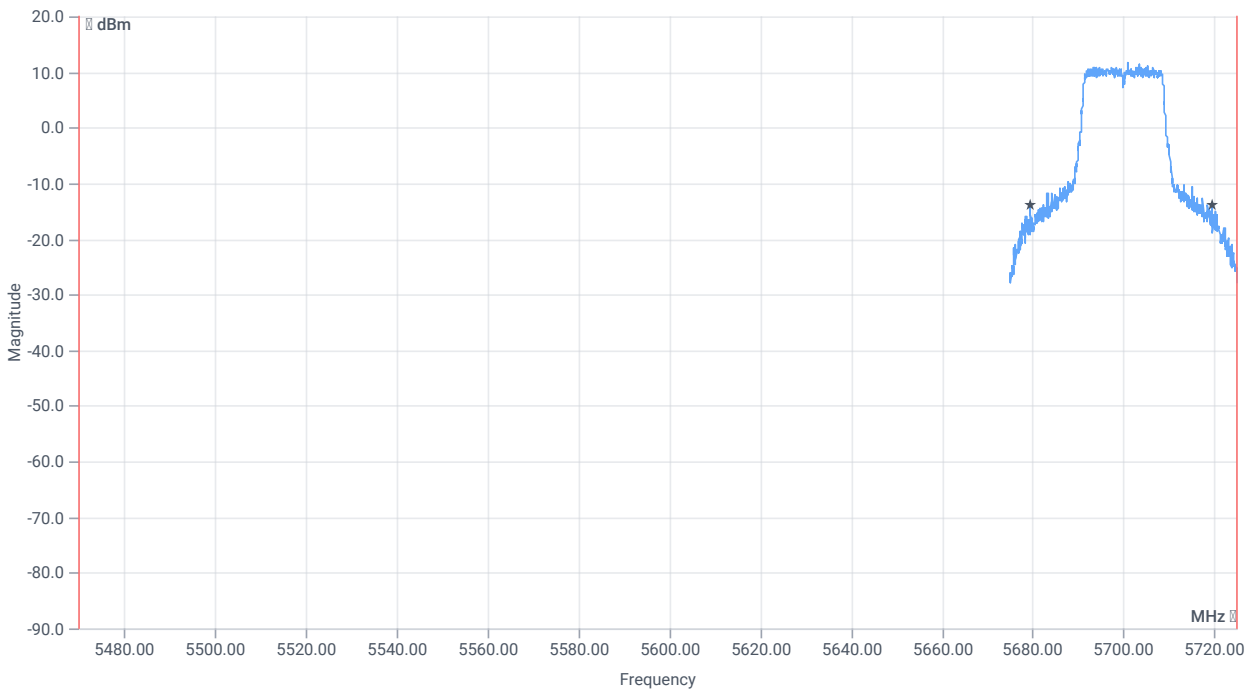

BW within Band 26dB

RESULT

DESCRIPTION	LOWER LIMIT	UPPER LIMIT	MEASURED	UNIT	VERDICT
Bandwidth 26dB	---	---	40	MHz	INFO

RESULT

DESCRIPTION	LOWER LIMIT	UPPER LIMIT	MEASURED	UNIT	VERDICT
T1 26dB	5470.000000	---	5679.4500	MHz	PASS since U-NII-3 is supported
T2 26dB	---	5725.000000	5719.4500	MHz	

Verdict
PASS

FCC 15.407 # Max output power and psd ~ WLAN5Gx ac-VHT20 mode U-NII-2C

References

TC start	18.01.2024 13:46:11
Ambit temp [°C] | humidity [rel%]	22.8 | 30
System version	4.7.1.5
Standard | Version	FCC 15.407 | NI
Method	KDB789033 D02, F., E.2.e.
Description	FCC 15.407 Max Output Power & PSD - WLAN5Gx ac-VHT20 mode U-NII-2C
Information	

EUT Common Settings WLAN5Gx

Number of Antenna Ports	2
User Interaction	No
Device Class UNII_1	Client
Limit W52 Japan	Standard

Test Parameter

Technology to test	WLAN5Gx ac-VHT20 mode
Antenna port used	2
Temperature	nom
Voltage	nom
Frequency low to test	False | Freq [MHz] 5500
Frequency mid to test	False | Freq [MHz] 5600
Frequency high to test	True | Freq [MHz] 5700
Auto control enabled power supply | Climatic Box	No | No
Additional path loss [dB]	1.4
Full path name | type	EUT - SignalingUnit - SpectrumAnalyzer

Equipment

Signal analyzer,Rohde&Schwarz,FSV-40,1307.9002K40/101042,3.70
Switch matrix,CTCadvanced,SPM-4 NI DAQ,28016133,NI

Test at TX 5700 MHz

RESULT: Reference Power cond.

DESCRIPTION	LOWER LIMIT	UPPER LIMIT	MEASURED	UNIT	VERDICT
Ref. Power 1MHz/1MHz cond.	---	---	17.24	dBm	INFO
Ref. Frequency	---	---	5698.200	MHz	INFO

Evaluation max. Duty Cycle

Duty Cycle evaluation

DESCRIPTION	LOWER LIMIT	UPPER LIMIT	MEASURED	UNIT	VERDICT
No enough Bursts detected, Duty Cycle Burst Ratio set to 1					
Duty Cycle (Burst Ratio) max	---	---	1	---	INFO
Duty Cycle max	---	---	0	dB	INFO
Duty Cycle (Burst Ratio) min	---	---	1	---	INFO
Duty Cycle min	---	---	0	dB	INFO

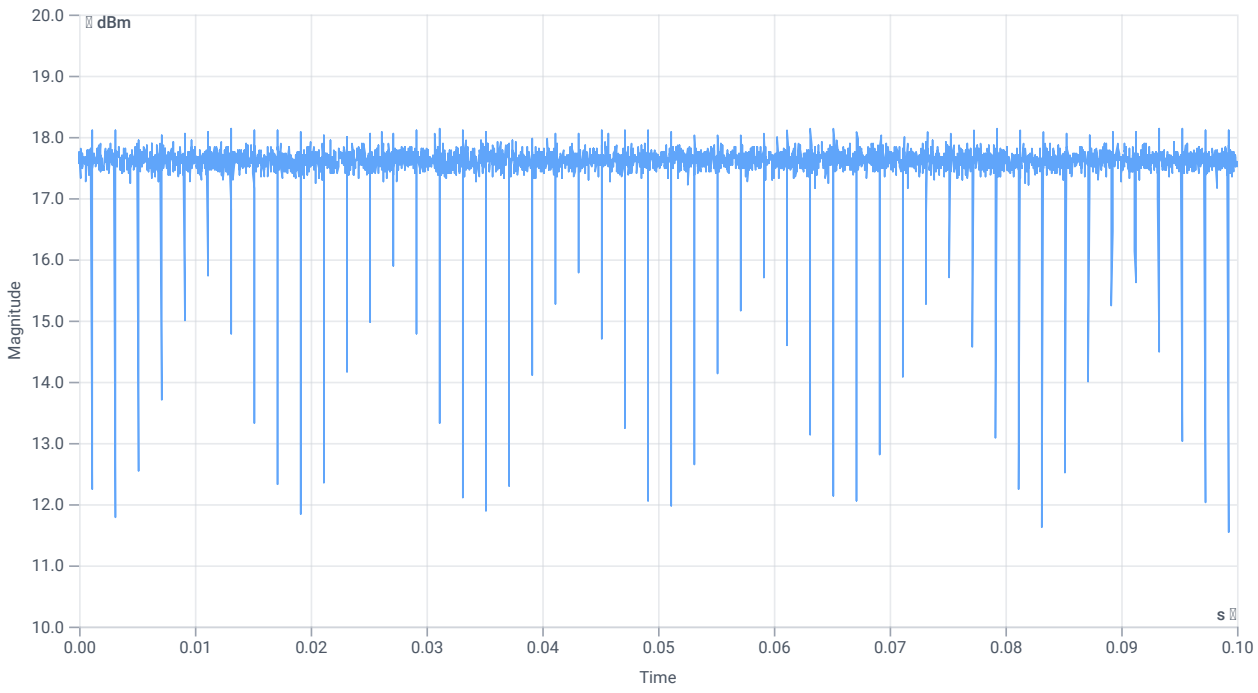

Duty cycle

Evaluation Bandwidth

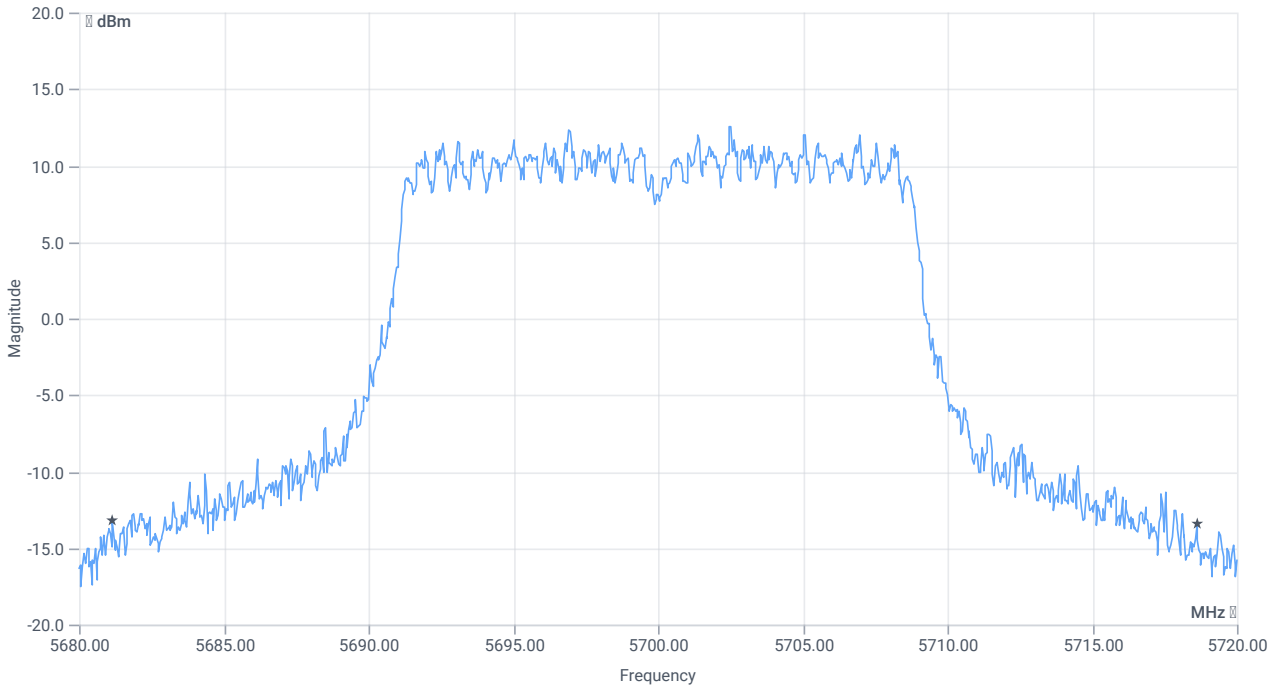

BW 26dB

RESULT

DESCRIPTION	LOWER LIMIT	UPPER LIMIT	MEASURED	UNIT	VERDICT
Bandwidth 26dB	---	---	37.44	MHz	INFO
T1 26dB	---	---	5681.1600	MHz	INFO
T2 26dB	---	---	5718.6000	MHz	INFO

Maximum Output Power

READ SA SETTINGS:

RefLevel [dBm] | RefLevelOffset [dB] | InpAtt [dB]	29.24 | 16.6 | 30
Start [MHz] | Stop [MHz]	5680.000 | 5720.000
RBW [MHz] | VBW [MHz]	1.000000 | 3.000000
Detector | TraceMode	RMS | MAXH
Sweep: time [ms] | count | points per Section | type	53700 | 1 | 161 | SWE

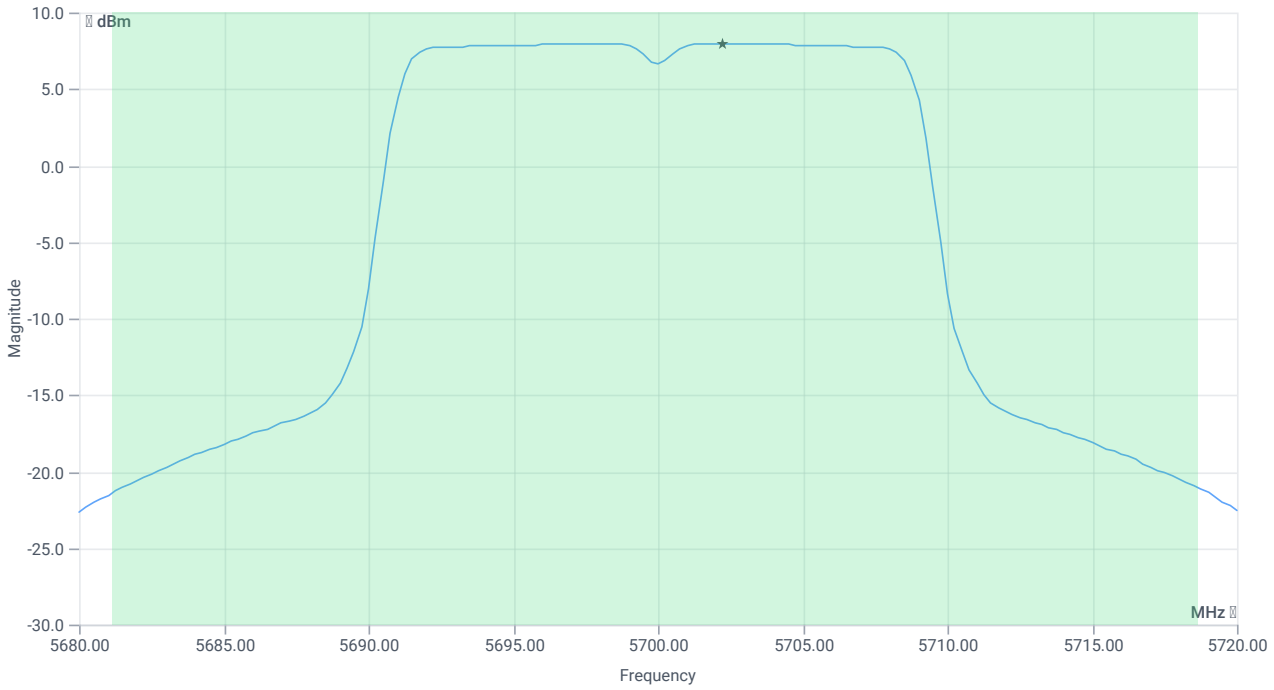

Max OP and PSD

RESULT

DESCRIPTION	LOWER LIMIT	UPPER LIMIT	MEASURED	UNIT	VERDICT
Max Output Power	---	---	20.03	dBm	INFO
Duty Cycle Correction	---	---	0	dB	INFO
Limit absolute					
Max Output Power DC corrected	---	24	20.03	dBm	PASS
Limit: 11 dBm + 10 log 37.44					
Max Output Power DC corrected	---	26.73	20.03	dBm	PASS

Power Spectral Density

RESULT

DESCRIPTION	LOWER LIMIT	UPPER LIMIT	MEASURED	UNIT	VERDICT
Power Spectral Density	---	---	7.95	dBm/1MHz	INFO
Duty Cycle Correction	---	---	0	dB	INFO
Power Spectral Density DC corrected	---	11	7.95	dBm/1MHz	PASS

Verdict
PASS

FCC 15.407, ISED RSS247 # Bandwidths 99PCT and 20dB ~ WLAN5Gx ac-VHT20 mode U-NII-2C

References

TC start	18.01.2024 13:47:39
Ambit temp [°C] | humidity [rel%]	22.9 | 30
System version	4.7.1.5
Standard | Version	FCC 15.407, ISED RSS247 | NI
Method	26dB Bandwidth KDB789033 D02, C.1 / ISED RSS-GEN
Description	FCC 15.407 Bandwidths - WLAN5Gx ac-VHT20 mode U-NII-2C
Information	

EUT Common Settings WLAN5Gx

Number of Antenna Ports	2
User Interaction	No
Device Class UNII_1	Client
Limit W52 Japan	Standard

Test Parameter

Technology to test	WLAN5Gx ac-VHT20 mode
Antenna port used	2
Temperature	nom
Voltage	nom
Frequency low to test	False | Freq [MHz] 5500
Frequency mid to test	False | Freq [MHz] 5600
Frequency high to test	True | Freq [MHz] 5700
Auto control enabled power supply | Climatic Box	No | No
Additional path loss [dB]	1.4
Full path name | type	EUT - SignalingUnit - SpectrumAnalyzer

Equipment

Signal analyzer,Rohde&Schwarz,FSV-40,1307.9002K40/101042,3.70
Switch matrix,CTCadvanced,SPM-4 NI DAQ,28016133,NI

Test at TX 5700 MHz

RESULT: Reference Power cond.

DESCRIPTION	LOWER LIMIT	UPPER LIMIT	MEASURED	UNIT	VERDICT
Ref. Power 1MHz/1MHz cond.	---	---	16.49	dBm	INFO
Ref. Frequency	---	---	5704.400	MHz	INFO

READ SA SETTINGS:

RefLevel [dBm] | RefLevelOffset [dB] | InpAtt [dB]	24.49 | 16.6 | 25
Start [MHz] | Stop [MHz]	5675.000 | 5725.000
RBW [MHz] | VBW [MHz]	0.300000 | 1.000000
Detector | TraceMode	POS | MAXH
Sweep: time [ms] | count | points per Section | type	1 | 2500 | 1001 | SWE

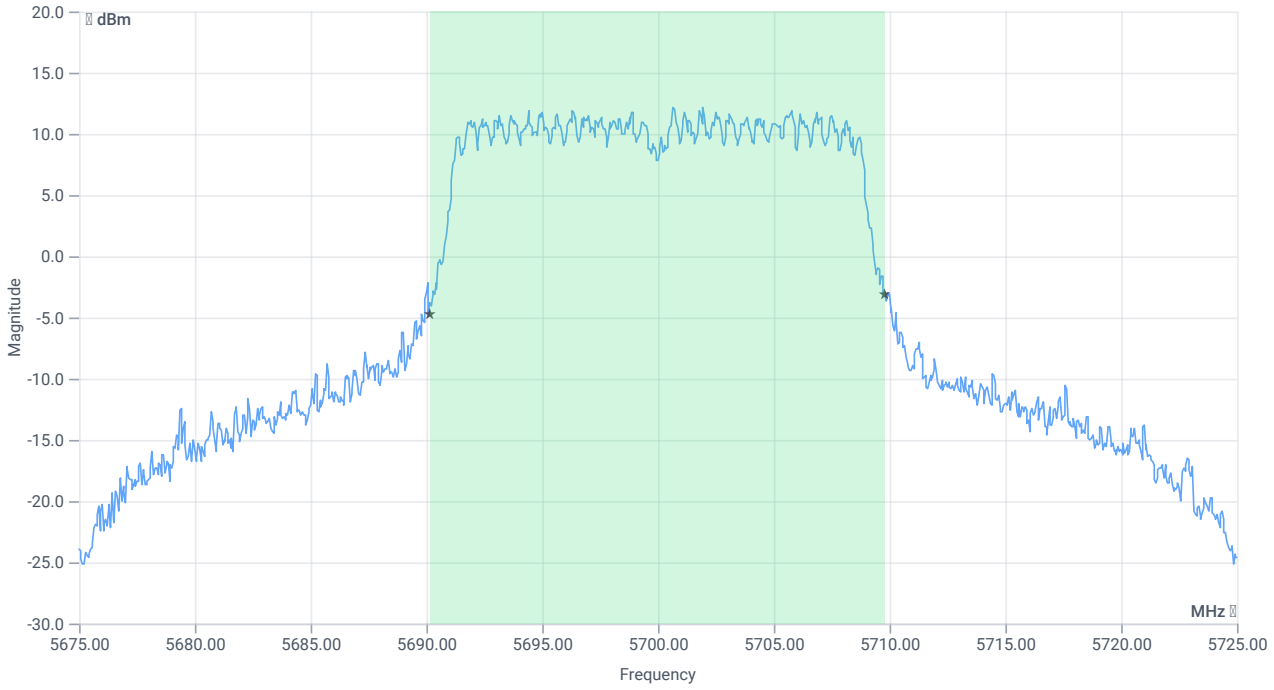

BW 99PCT

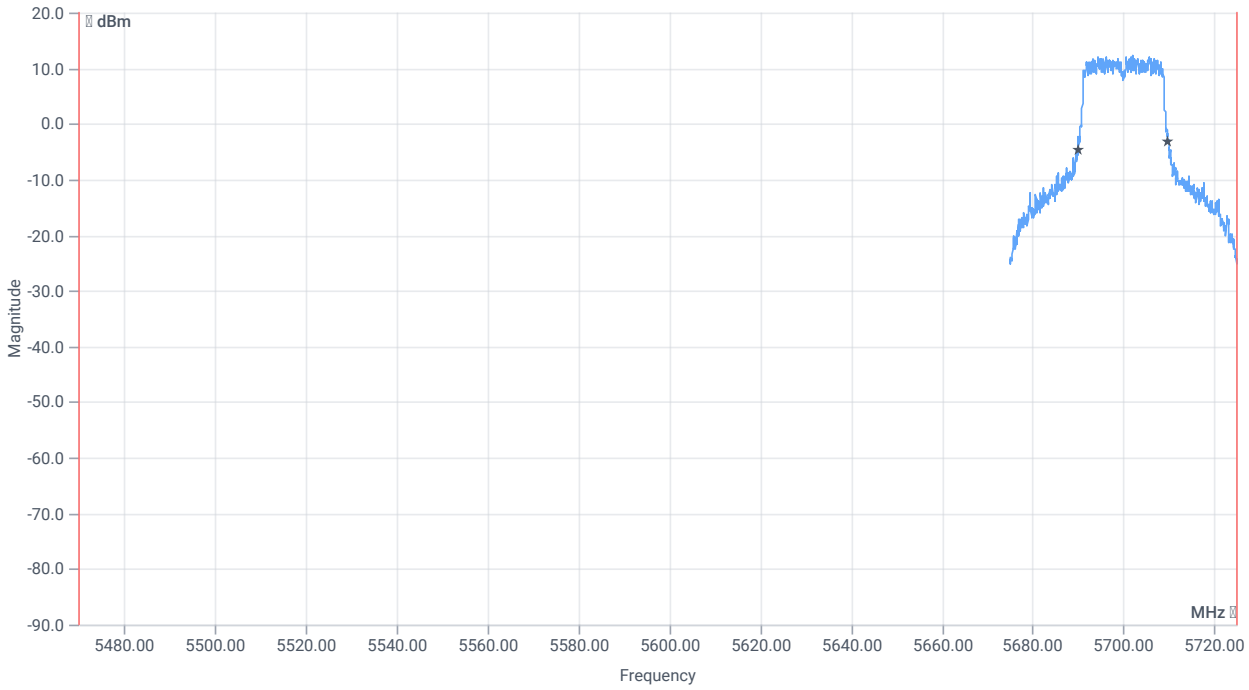

BW within Band 99PCT

RESULT

DESCRIPTION	LOWER LIMIT	UPPER LIMIT	MEASURED	UNIT	VERDICT
Bandwidth 99%	---	---	19.68	MHz	INFO
T1 99%	5470.000000	---	5690.1099	MHz	PASS since U-NII-3 is supported
T2 99%	---	5725.000000	5709.7902	MHz	

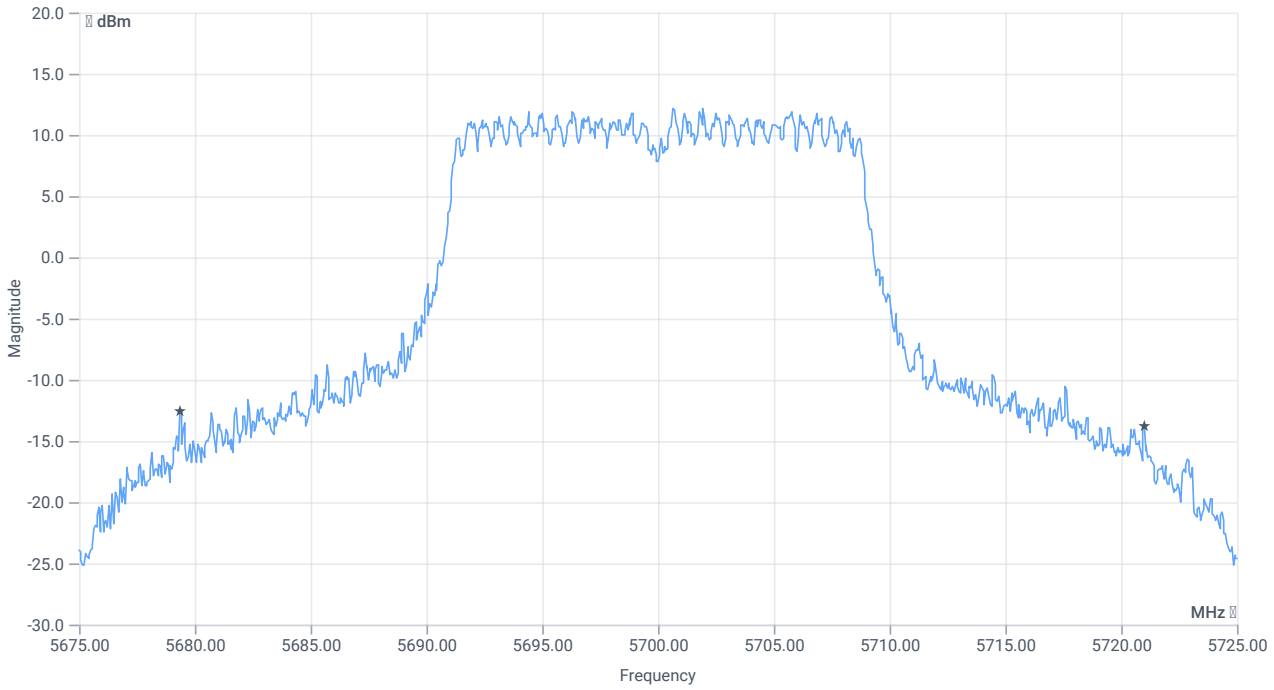

BW 26dB

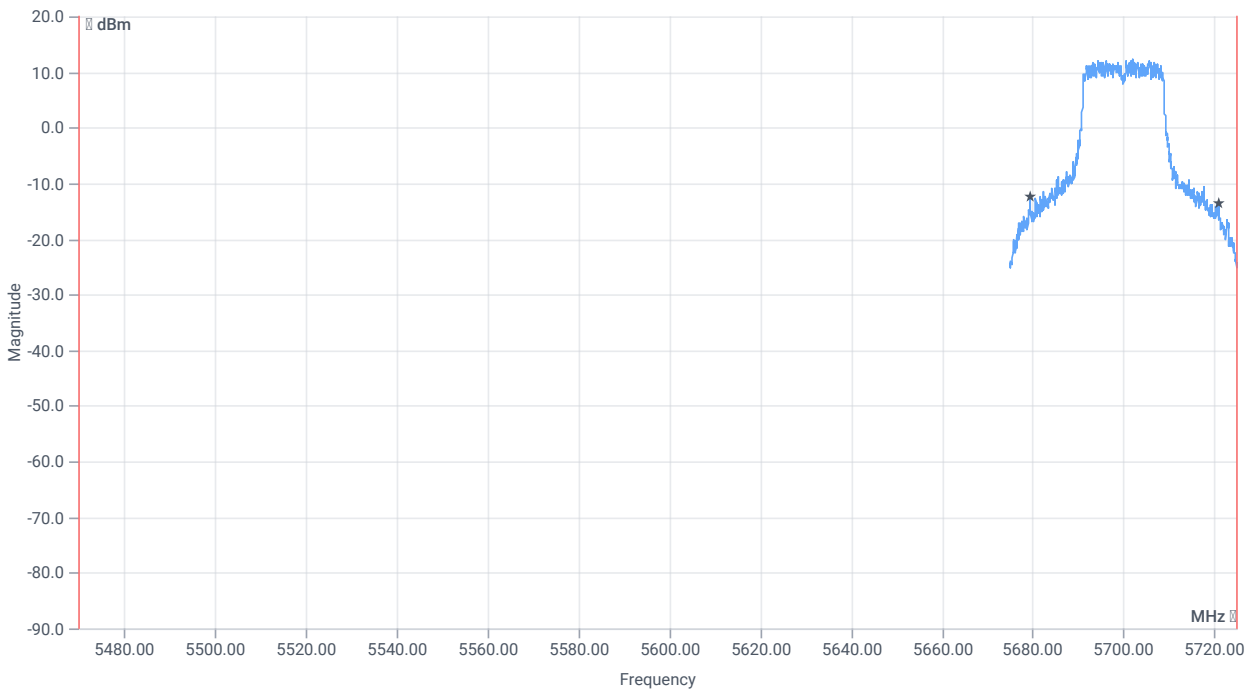

BW within Band 26dB

RESULT

DESCRIPTION	LOWER LIMIT	UPPER LIMIT	MEASURED	UNIT	VERDICT
Bandwidth 26dB	---	---	41.65	MHz	INFO

RESULT

DESCRIPTION	LOWER LIMIT	UPPER LIMIT	MEASURED	UNIT	VERDICT
T1 26dB	5470.000000	---	5679.3500	MHz	PASS since U-NII-3 is supported
T2 26dB	---	5725.000000	5721.0000	MHz	

Verdict
PASS

FCC 15.407 # MIMO ∑ Max output power and psd ~ WLAN5Gx ac-VHT20 mode U-NII-2C

References

TC start	18.01.2024 13:48:09
Ambit temp [°C] | humidity [rel%]	22.9 | 30
System version	4.7.1.5
Standard | Version	FCC 15.407 | NI
Method	
Description	MIMO ∑ FCC Power & psd - WLAN5Gx ac-VHT20 mode U-NII-2C
Information	

EUT Common Settings WLAN5Gx

Number of Antenna Ports	2
User Interaction	No
Device Class UNII_1	Client
Limit W52 Japan	Standard

Test Parameter

Technology to test	WLAN5Gx ac-VHT20 mode
Antenna port used	several
Temperature	nom
Voltage	nom
Frequency low to test	False | Freq [MHz] 5500
Frequency mid to test	False | Freq [MHz] 5600
Frequency high to test	True | Freq [MHz] 5700
Auto control enabled power supply | Climatic Box	No | No
Additional path loss [dB]	1.4
Full path name | type	None

Equipment

Test at TX 5700 MHz

RESULT Power

DESCRIPTION	LOWER LIMIT	UPPER LIMIT	MEASURED	UNIT	VERDICT
Ant:1 Max Output Power DC corrected	---	---	19.96	dBm	INFO
Ant:1 BW 26dB	---	---	38.440	MHz	INFO
Ant:2 Max Output Power DC corrected	---	---	20.03	dBm	INFO
Ant:2 BW 26dB	---	---	37.440	MHz	INFO
∑ Limit absolute	---	24	23.01	dBm	PASS
∑ Limit: 11 dBm + 10 log 37.44	---	26.73	23.01	dBm	PASS

RESULT PSD

DESCRIPTION	LOWER LIMIT	UPPER LIMIT	MEASURED	UNIT	VERDICT
Ant:1 PSD	---	---	7.89	dBm/1MHz	INFO
Ant:2 PSD	---	---	7.95	dBm/1MHz	INFO
∑	---	11	10.93	dBm/1MHz	PASS

Verdict
PASS

FCC 15.407 # Max output power and psd ~ WLAN5Gx ac-VHT20 mode U-NII-3

References

TC start	18.01.2024 13:51:48
Ambit temp [°C] | humidity [rel%]	23.2 | 30
System version	4.7.1.5
Standard | Version	FCC 15.407 | NI
Method	KDB789033 D02, F., E.2.e.
Description	FCC 15.407 Max Output Power & PSD - WLAN5Gx ac-VHT20 mode U-NII-3
Information	

EUT Common Settings WLAN5Gx

Number of Antenna Ports	2
User Interaction	No
Device Class UNII_1	Client
Limit W52 Japan	Standard

Test Parameter

Technology to test	WLAN5Gx ac-VHT20 mode
Antenna port used	1
Temperature	nom
Voltage	nom
Frequency low to test	True | Freq [MHz] 5745
Frequency mid to test	False | Freq [MHz] 5785
Frequency high to test	False | Freq [MHz] 5825
Auto control enabled power supply | Climatic Box	No | No
Additional path loss [dB]	1.4
Full path name | type	EUT - SignalingUnit - SpectrumAnalyzer

Equipment

Signal analyzer,Rohde&Schwarz,FSV-40,1307.9002K40/101042,3.70
Switch matrix,CTCadvanced,SPM-4 NI DAQ,28016133,NI

Test at TX 5745 MHz

RESULT: Reference Power cond.

DESCRIPTION	LOWER LIMIT	UPPER LIMIT	MEASURED	UNIT	VERDICT
Ref. Power 1MHz/1MHz cond.	---	---	16.72	dBm	INFO
Ref. Frequency	---	---	5740.400	MHz	INFO

Evaluation max. Duty Cycle

Duty Cycle evaluation

DESCRIPTION	LOWER LIMIT	UPPER LIMIT	MEASURED	UNIT	VERDICT
No enough Bursts detected, Duty Cycle Burst Ratio set to 1					
Duty Cycle (Burst Ratio) max	---	---	1	---	INFO
Duty Cycle max	---	---	0	dB	INFO
Duty Cycle (Burst Ratio) min	---	---	1	---	INFO
Duty Cycle min	---	---	0	dB	INFO

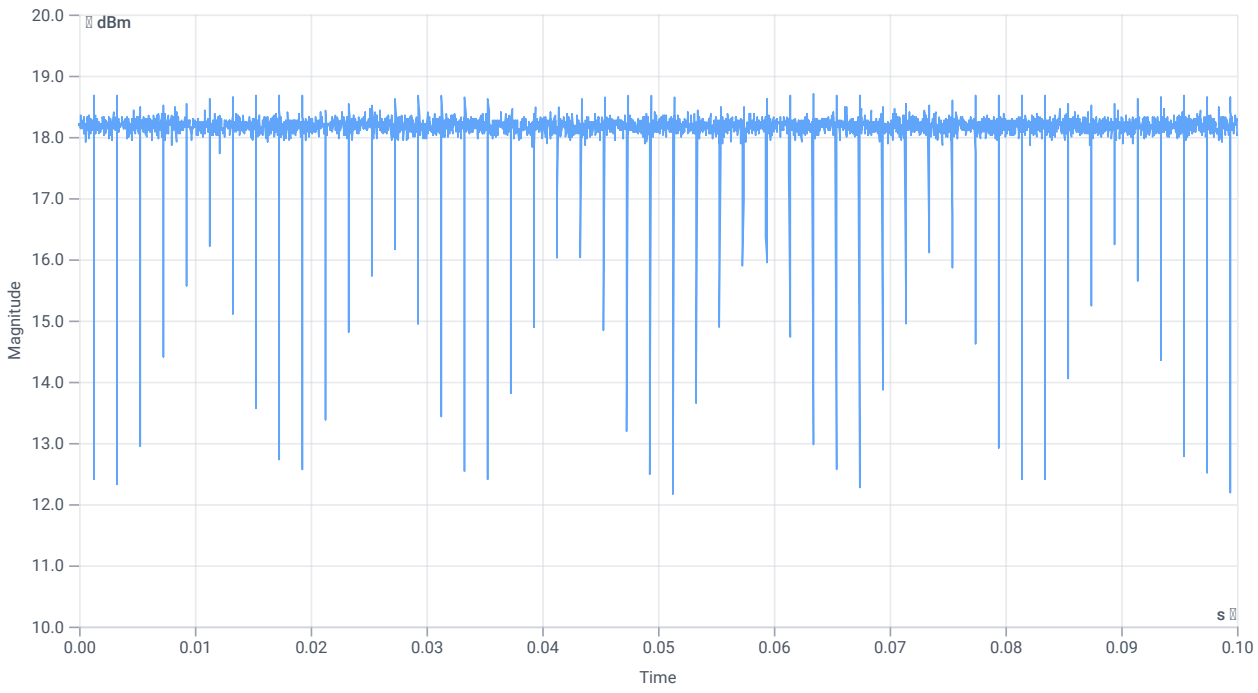

Duty cycle

Evaluation Bandwidth

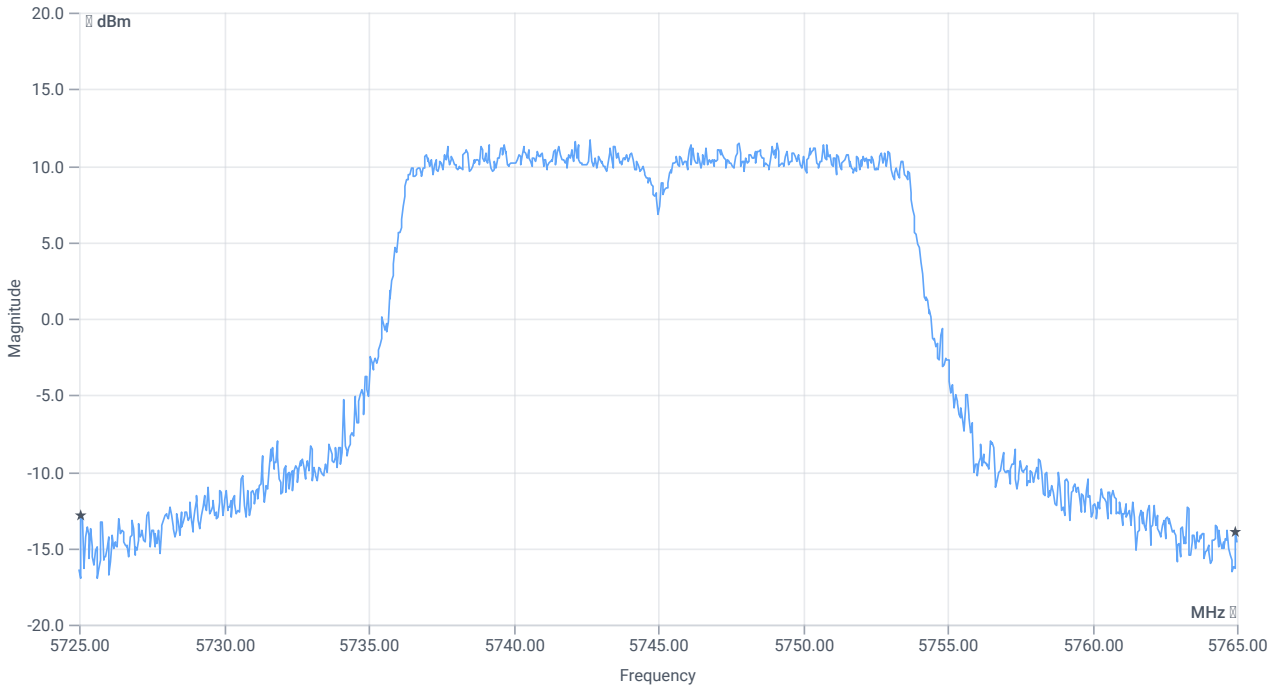

BW 26dB

RESULT

DESCRIPTION	LOWER LIMIT	UPPER LIMIT	MEASURED	UNIT	VERDICT
Bandwidth 26dB	---	---	39.88	MHz	INFO
T1 26dB	---	---	5725.0800	MHz	INFO
T2 26dB	---	---	5764.9600	MHz	INFO

Maximum Output Power

READ SA SETTINGS:

RefLevel [dBm] | RefLevelOffset [dB] | InpAtt [dB]	28.72 | 16.82 | 30
Start [MHz] | Stop [MHz]	5725.000 | 5765.000
RBW [MHz] | VBW [MHz]	1.000000 | 3.000000
Detector | TraceMode	RMS | MAXH
Sweep: time [ms] | count | points per Section | type	53700 | 1 | 161 | SWE

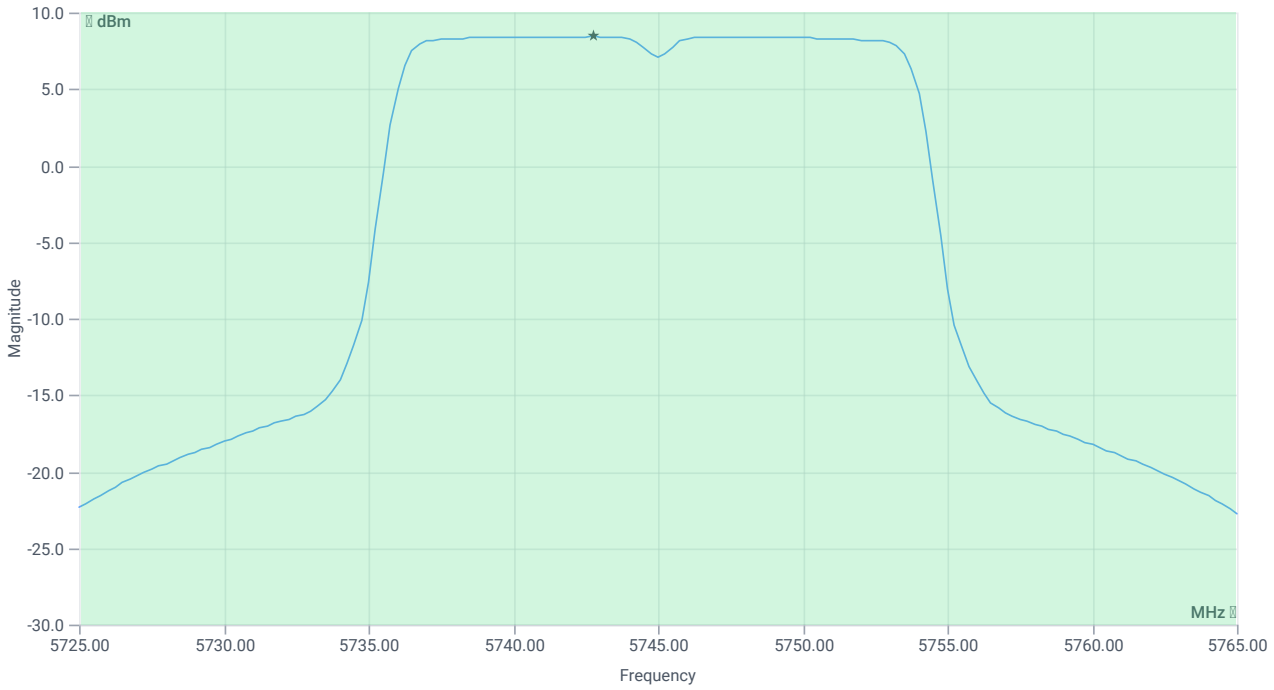

Max OP and PSD

RESULT

DESCRIPTION	LOWER LIMIT	UPPER LIMIT	MEASURED	UNIT	VERDICT
Max Output Power	---	---	20.52	dBm	INFO
Duty Cycle Correction	---	---	0	dB	INFO
Limit absolute					
Max Output Power DC corrected	---	30	20.52	dBm	PASS
Limit: 11 dBm + 10 log 39.88					
Max Output Power DC corrected	---	27.01	20.52	dBm	na

Power Spectral Density U-NII-3

READ SA SETTINGS:

RefLevel [dBm] | RefLevelOffset [dB] | InpAtt [dB]	28.72 | 16.82 | 30
Start [MHz] | Stop [MHz]	5725.000 | 5765.000
RBW [MHz] | VBW [MHz]	0.500000 | 3.000000
Detector | TraceMode	RMS | MAXH
Sweep: time [ms] | count | points per Section | type	53700 | 1 | 161 | SWE

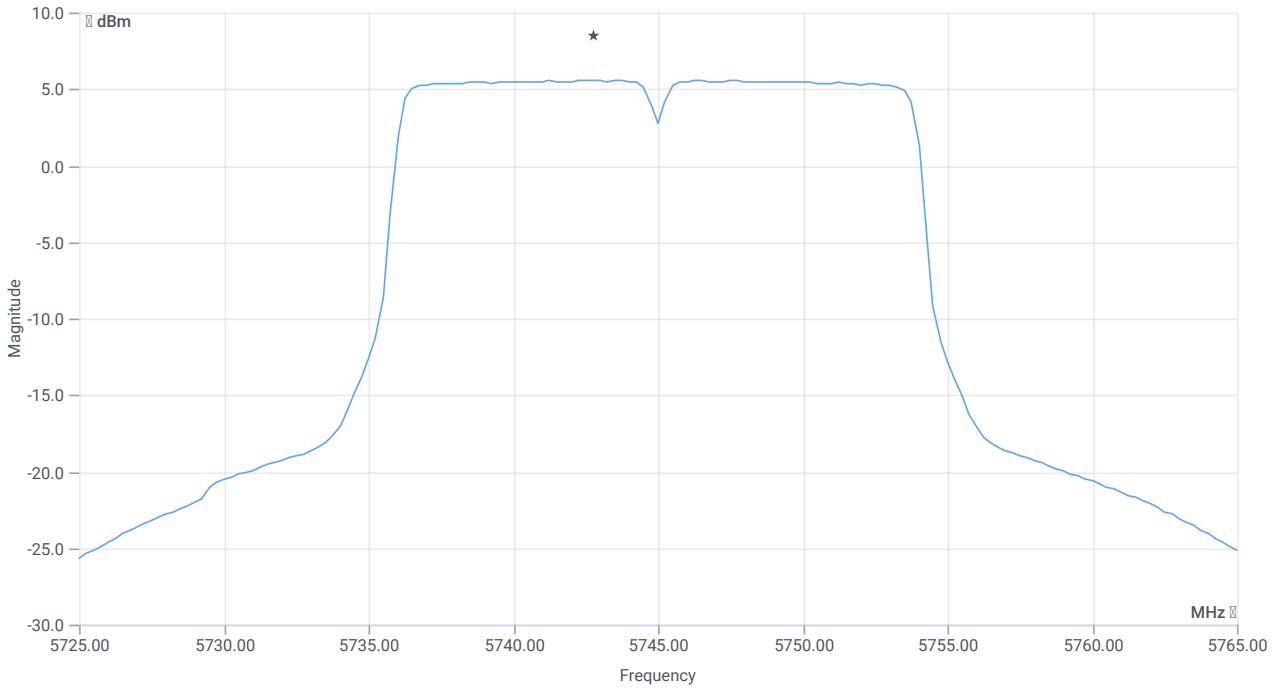

PSD UNII-3

RESULT

DESCRIPTION	LOWER LIMIT	UPPER LIMIT	MEASURED	UNIT	VERDICT
Power Spectral Density	---	---	5.55	dBm/0.5MHz	INFO
Duty Cycle Correction	---	---	0	dB	INFO
Power Spectral Density DC corrected	---	30	5.55	dBm/0.5MHz	PASS

Verdict
PASS

FCC 15.407, ISED RSS247 # Bandwidths 99PCT and 20dB ~ WLAN5Gx ac-VHT20 mode U-NII-3

References

TC start	18.01.2024 13:54:14
Ambit temp [°C] | humidity [rel%]	23.3 | 29
System version	4.7.1.5
Standard | Version	FCC 15.407, ISED RSS247 | NI
Method	26dB Bandwidth KDB789033 D02, C.1 / ISED RSS-GEN
Description	FCC 15.407 Bandwidths - WLAN5Gx ac-VHT20 mode U-NII-3
Information	

EUT Common Settings WLAN5Gx

Number of Antenna Ports	2
User Interaction	No
Device Class UNII_1	Client
Limit W52 Japan	Standard

Test Parameter

Technology to test	WLAN5Gx ac-VHT20 mode
Antenna port used	1
Temperature	nom
Voltage	nom
Frequency low to test	True | Freq [MHz] 5745
Frequency mid to test	False | Freq [MHz] 5785
Frequency high to test	False | Freq [MHz] 5825
Auto control enabled power supply | Climatic Box	No | No
Additional path loss [dB]	1.4
Full path name | type	EUT - SignalingUnit - SpectrumAnalyzer

Equipment

Signal analyzer,Rohde&Schwarz,FSV-40,1307.9002K40/101042,3.70
Switch matrix,CTCadvanced,SPM-4 NI DAQ,28016133,NI

Test at TX 5745 MHz

RESULT: Reference Power cond.

DESCRIPTION	LOWER LIMIT	UPPER LIMIT	MEASURED	UNIT	VERDICT
Ref. Power 1MHz/1MHz cond.	---	---	16.33	dBm	INFO
Ref. Frequency	---	---	5737.610	MHz	INFO

READ SA SETTINGS:

RefLevel [dBm] | RefLevelOffset [dB] | InpAtt [dB]	24.33 | 16.82 | 25
Start [MHz] | Stop [MHz]	5720.000 | 5770.000
RBW [MHz] | VBW [MHz]	0.300000 | 1.000000
Detector | TraceMode	POS | MAXH
Sweep: time [ms] | count | points per Section | type	1 | 2500 | 1001 | SWE

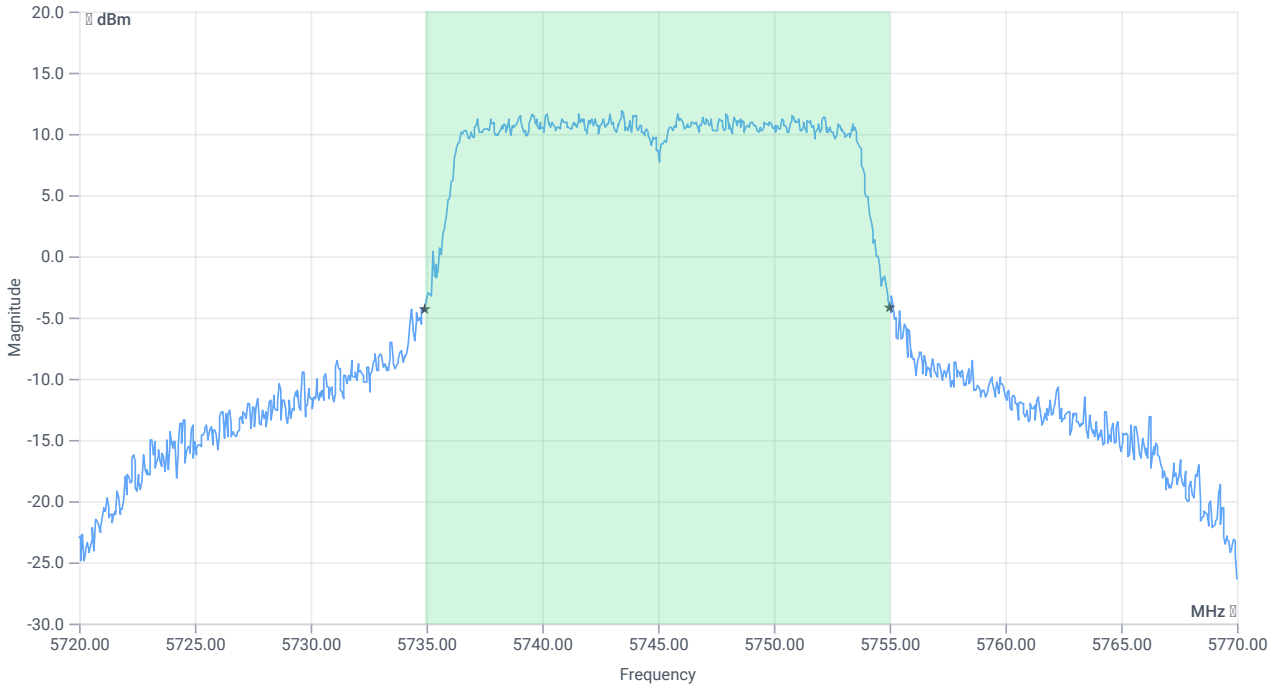

BW 99PCT

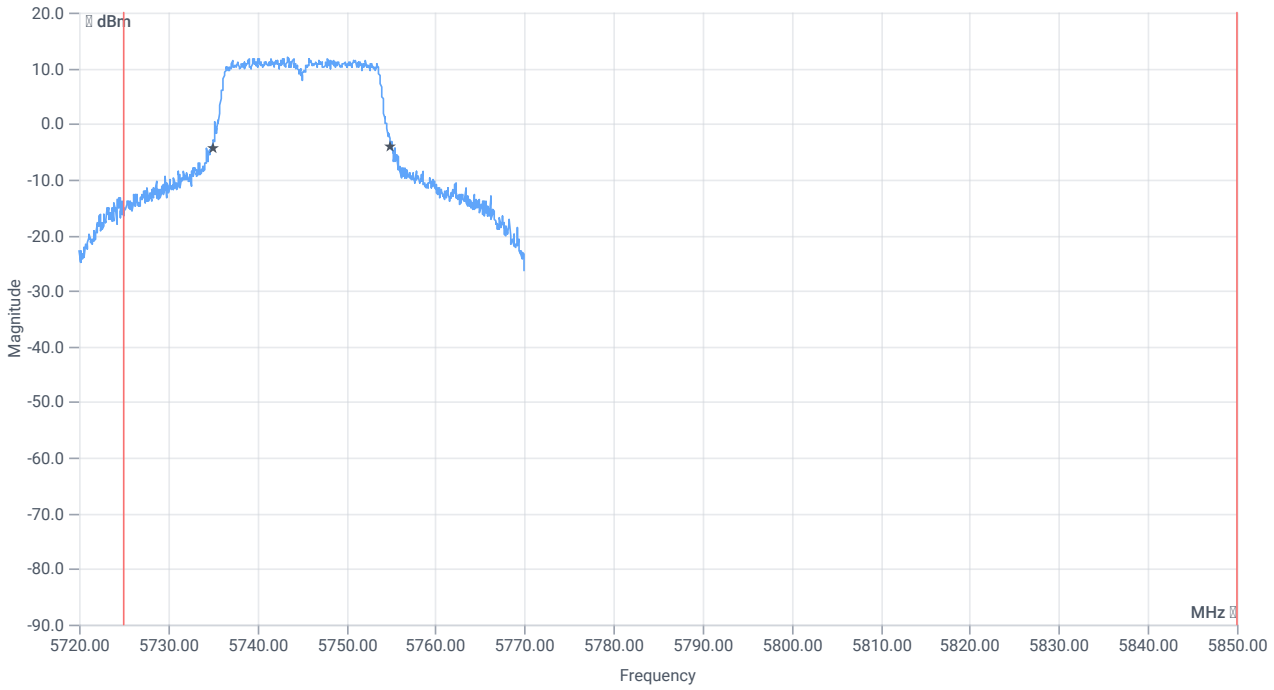

BW within Band 99PCT

RESULT

DESCRIPTION	LOWER LIMIT	UPPER LIMIT	MEASURED	UNIT	VERDICT
Bandwidth 99%	---	---	20.03	MHz	INFO
T1 99%	5725.000000	---	5734.9600	MHz	PASS
T2 99%	---	5850.000000	5754.9900	MHz	PASS

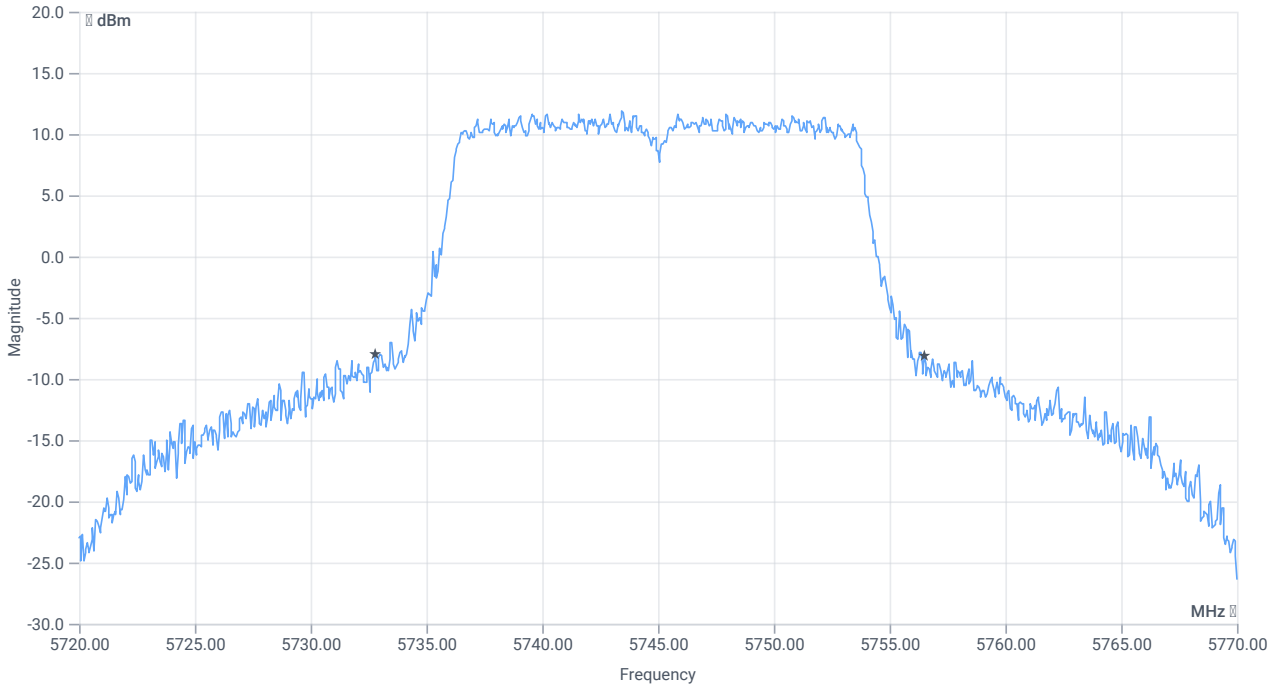

BW 20dB

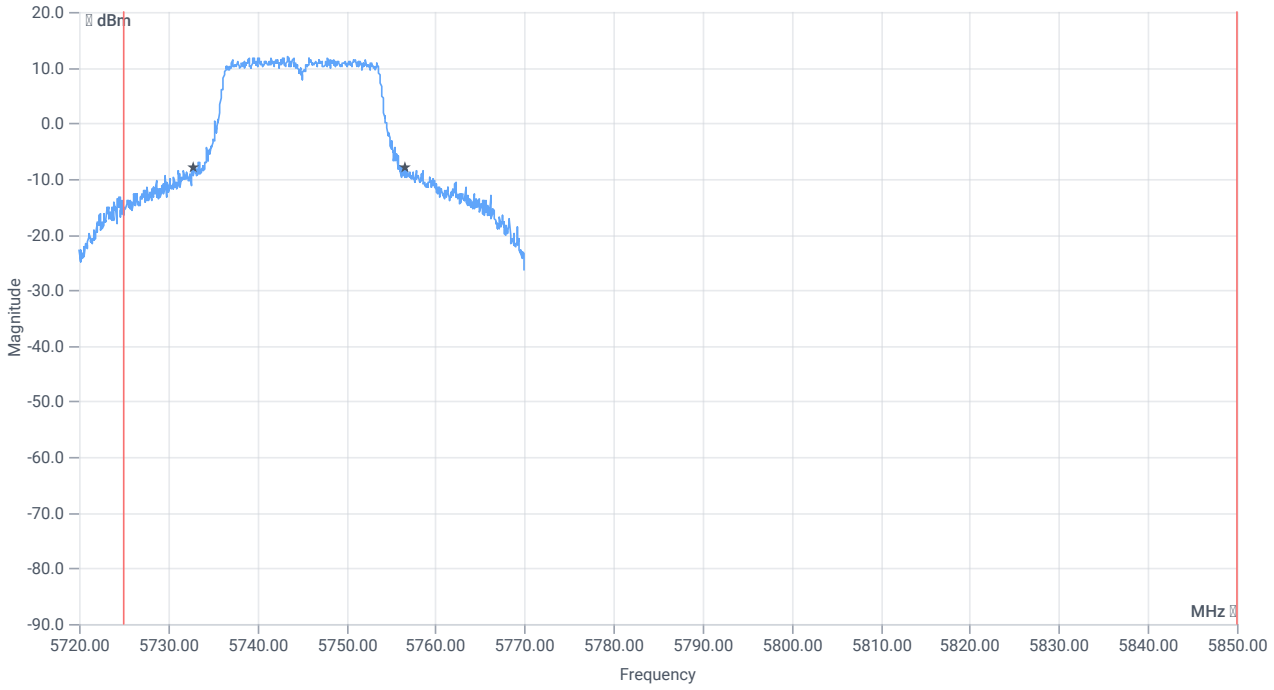

BW within Band 20dB

RESULT

DESCRIPTION	LOWER LIMIT	UPPER LIMIT	MEASURED	UNIT	VERDICT
Bandwidth 20dB	---	---	23.7	MHz	INFO
T1 20dB	5725.000000	---	5732.8000	MHz	PASS
T2 20dB	---	5850.000000	5756.5000	MHz	PASS

Verdict
PASS

FCC 15.407, ISED RSS247 # Minimum emission bandwidth ~ WLAN5Gx ac-VHT20 mode U-NII-3

References

TC start	18.01.2024 13:54:44
Ambit temp [°C] | humidity [rel%]	23.3 | 29
System version	4.7.1.5
Standard | Version	FCC 15.407, ISED RSS247 | NI
Method	KDB789033 D02, C.2.
Description	FCC 15.407 Min Emission Bandwidth - WLAN5Gx ac-VHT20 mode U-NII-3
Information	

EUT Common Settings WLAN5Gx

Number of Antenna Ports	2
User Interaction	No
Device Class UNII_1	Client
Limit W52 Japan	Standard

Test Parameter

Technology to test	WLAN5Gx ac-VHT20 mode
Antenna port used	1
Temperature	nom
Voltage	nom
Frequency low to test	True | Freq [MHz] 5745
Frequency mid to test	False | Freq [MHz] 5785
Frequency high to test	False | Freq [MHz] 5825
Auto control enabled power supply | Climatic Box	No | No
Additional path loss [dB]	1.4
Full path name | type	EUT - SignalingUnit - SpectrumAnalyzer

Equipment

Signal analyzer,Rohde&Schwarz,FSV-40,1307.9002K40/101042,3.70
Switch matrix,CTCadvanced,SPM-4 NI DAQ,28016133,NI

Test at TX 5745 MHz

RESULT: Reference Power cond.

DESCRIPTION	LOWER LIMIT	UPPER LIMIT	MEASURED	UNIT	VERDICT
Ref. Power 1MHz/1MHz cond.	---	---	16.59	dBm	INFO
Ref. Frequency	---	---	5740.000	MHz	INFO

READ SA SETTINGS:

RefLevel [dBm] | RefLevelOffset [dB] | InpAtt [dB]	28.59 | 16.82 | 30
Start [MHz] | Stop [MHz]	5720.000 | 5770.000
RBW [MHz] | VBW [MHz]	0.100000 | 0.300000
Detector | TraceMode	POS | MAXH
Sweep: time [ms] | count | points per Section | type	2 | 1500 | 1001 | SWE

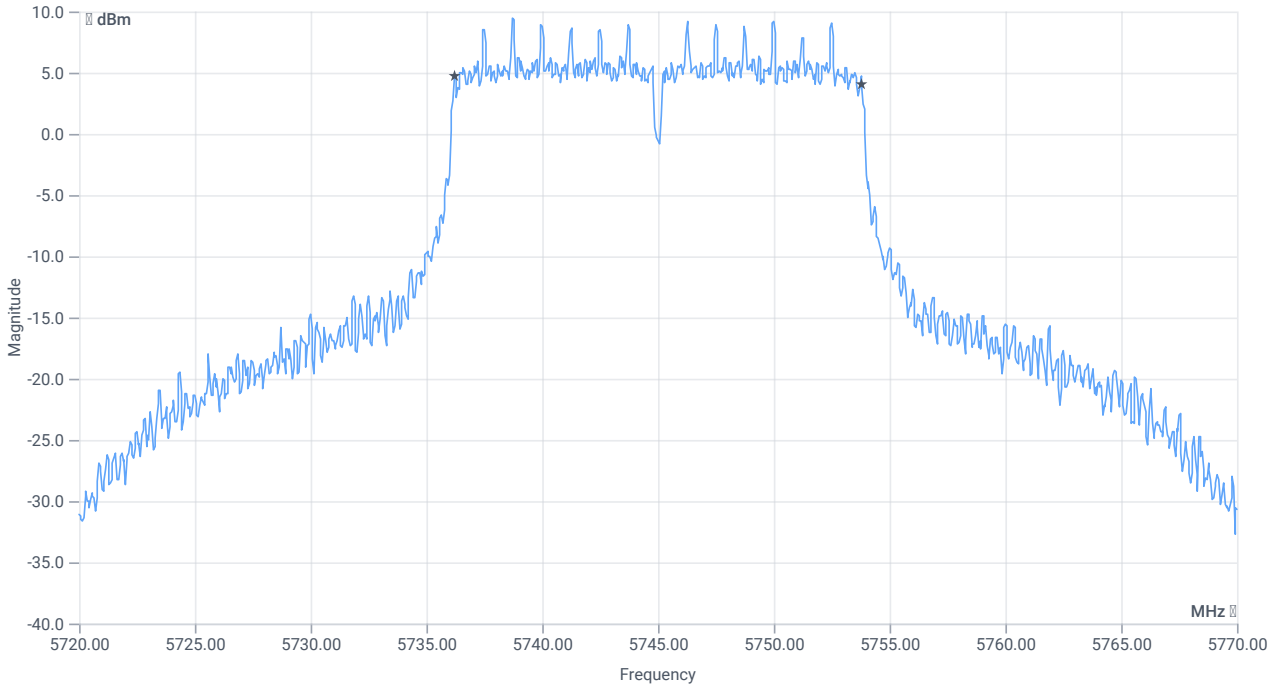

BW 6dB

RESULT

DESCRIPTION	LOWER LIMIT	UPPER LIMIT	MEASURED	UNIT	VERDICT
Bandwidth (6dB)	0.500	---	17.6	MHz	PASS

Verdict
PASS

FCC 15.407 # Max output power and psd ~ WLAN5Gx ac-VHT20 mode U-NII-3

References

TC start	18.01.2024 13:55:28
Ambit temp [°C] | humidity [rel%]	23.3 | 29
System version	4.7.1.5
Standard | Version	FCC 15.407 | NI
Method	KDB789033 D02, F., E.2.e.
Description	FCC 15.407 Max Output Power & PSD - WLAN5Gx ac-VHT20 mode U-NII-3
Information	

EUT Common Settings WLAN5Gx

Number of Antenna Ports	2
User Interaction	No
Device Class UNII_1	Client
Limit W52 Japan	Standard

Test Parameter

Technology to test	WLAN5Gx ac-VHT20 mode
Antenna port used	2
Temperature	nom
Voltage	nom
Frequency low to test	True | Freq [MHz] 5745
Frequency mid to test	False | Freq [MHz] 5785
Frequency high to test	False | Freq [MHz] 5825
Auto control enabled power supply | Climatic Box	No | No
Additional path loss [dB]	1.4
Full path name | type	EUT - SignalingUnit - SpectrumAnalyzer

Equipment

Signal analyzer,Rohde&Schwarz,FSV-40,1307.9002K40/101042,3.70
Switch matrix,CTCadvanced,SPM-4 NI DAQ,28016133,NI

Test at TX 5745 MHz

RESULT: Reference Power cond.

DESCRIPTION	LOWER LIMIT	UPPER LIMIT	MEASURED	UNIT	VERDICT
Ref. Power 1MHz/1MHz cond.	---	---	16.95	dBm	INFO
Ref. Frequency	---	---	5737.610	MHz	INFO

Evaluation max. Duty Cycle

Duty Cycle evaluation

DESCRIPTION	LOWER LIMIT	UPPER LIMIT	MEASURED	UNIT	VERDICT
No enough Bursts detected, Duty Cycle Burst Ratio set to 1					
Duty Cycle (Burst Ratio) max	---	---	1	---	INFO
Duty Cycle max	---	---	0	dB	INFO
Duty Cycle (Burst Ratio) min	---	---	1	---	INFO
Duty Cycle min	---	---	0	dB	INFO

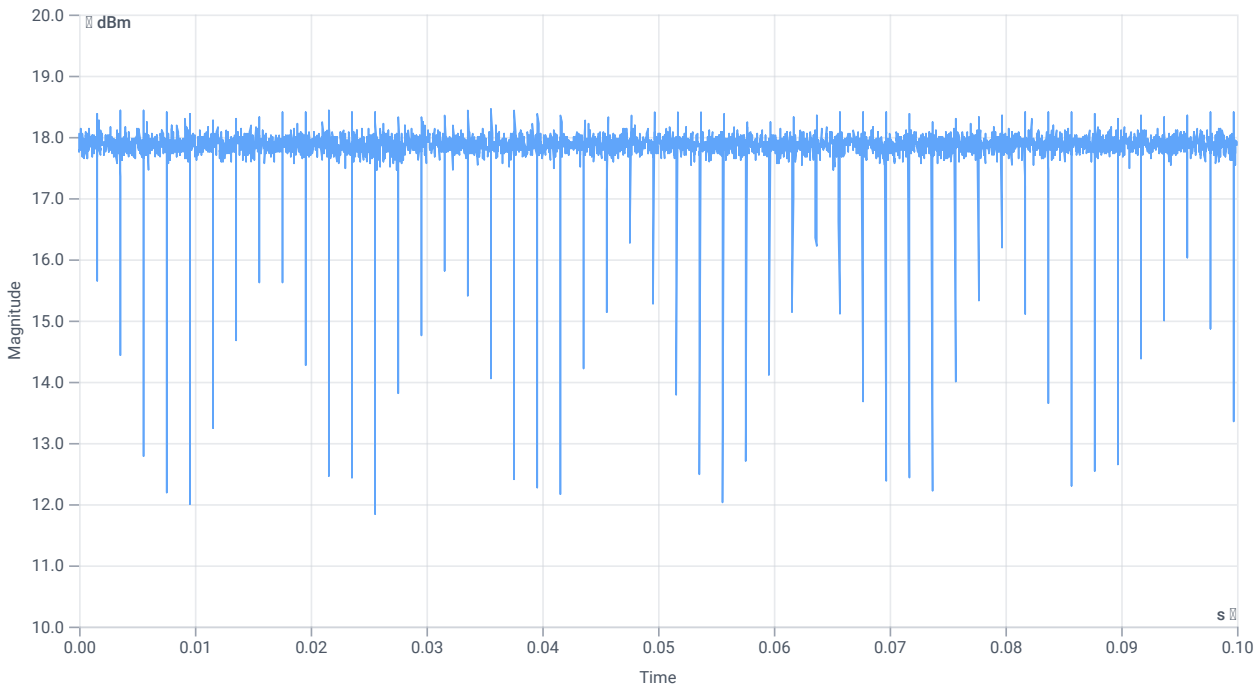

Duty cycle

Evaluation Bandwidth

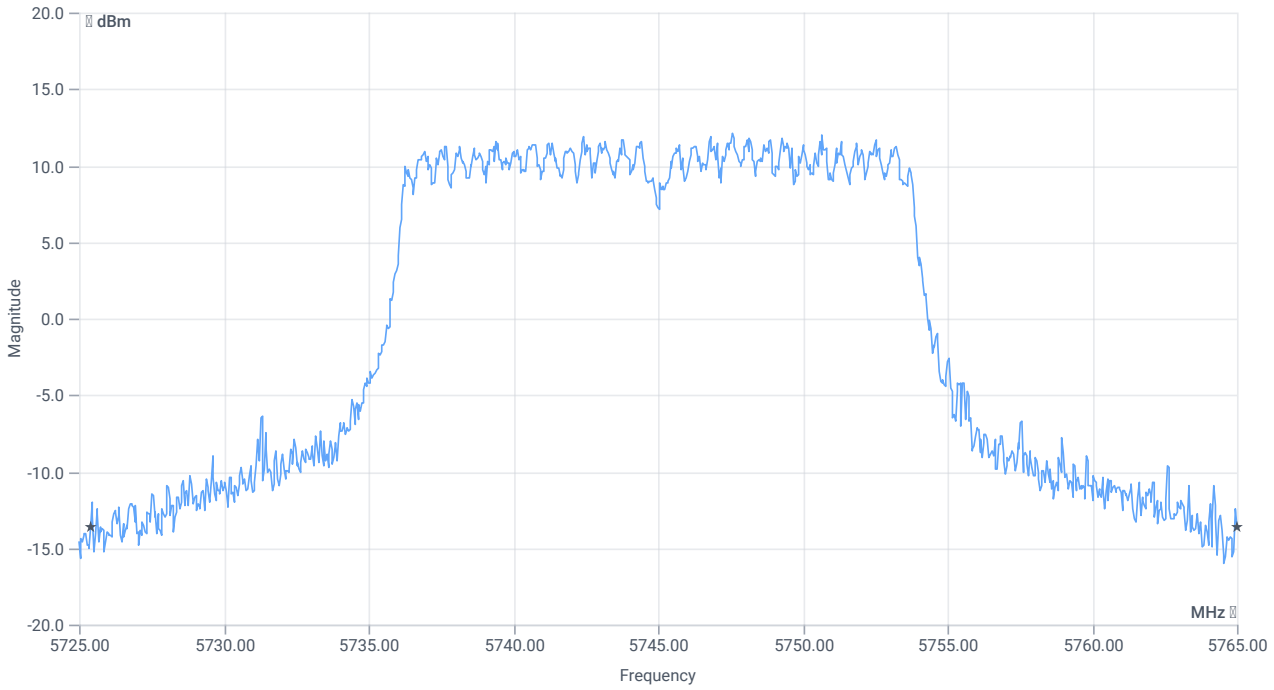

BW 26dB

RESULT

DESCRIPTION	LOWER LIMIT	UPPER LIMIT	MEASURED	UNIT	VERDICT
Bandwidth 26dB	---	---	39.6	MHz	INFO
T1 26dB	---	---	5725.4000	MHz	INFO
T2 26dB	---	---	5765.0000	MHz	INFO

Maximum Output Power

READ SA SETTINGS:

RefLevel [dBm] | RefLevelOffset [dB] | InpAtt [dB]	28.95 | 16.82 | 30
Start [MHz] | Stop [MHz]	5725.000 | 5765.000
RBW [MHz] | VBW [MHz]	1.000000 | 3.000000
Detector | TraceMode	RMS | MAXH
Sweep: time [ms] | count | points per Section | type	53700 | 1 | 161 | SWE

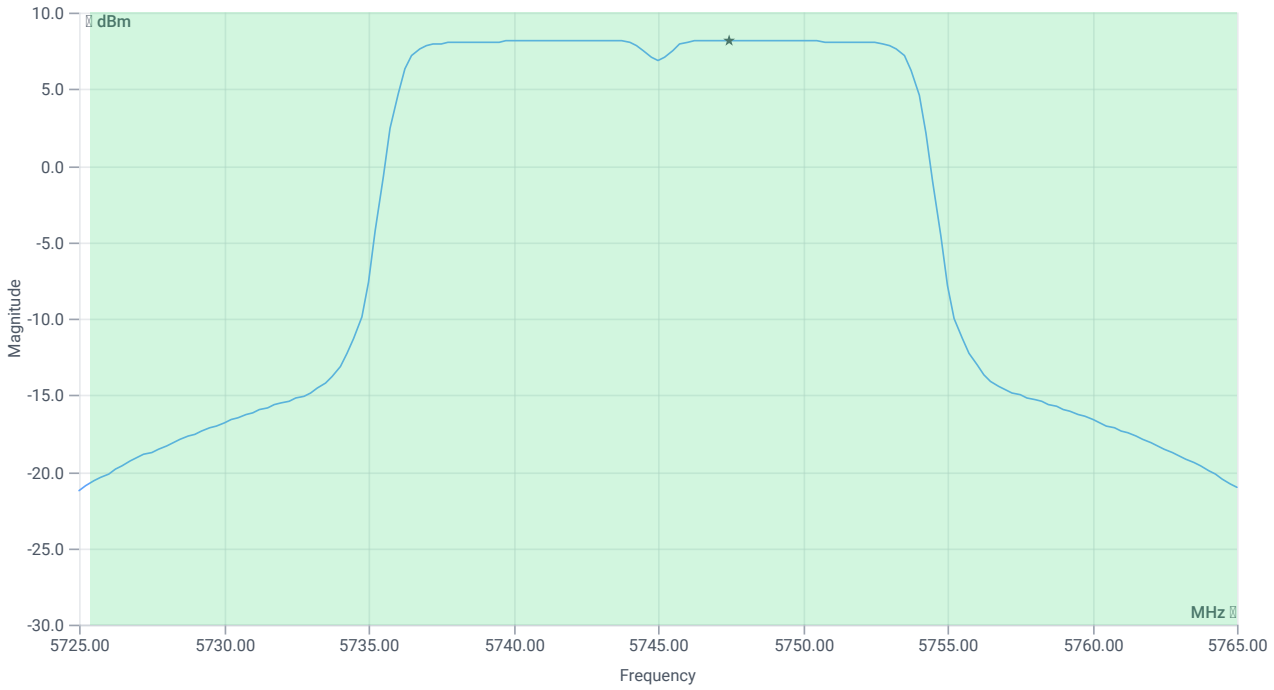

Max OP and PSD

RESULT

DESCRIPTION	LOWER LIMIT	UPPER LIMIT	MEASURED	UNIT	VERDICT
Max Output Power	---	---	20.3	dBm	INFO
Duty Cycle Correction	---	---	0	dB	INFO
Limit absolute					
Max Output Power DC corrected	---	30	20.3	dBm	PASS
Limit: 11 dBm + 10 log 39.6					
Max Output Power DC corrected	---	26.98	20.3	dBm	na

Power Spectral Density U-NII-3

READ SA SETTINGS:

RefLevel [dBm] | RefLevelOffset [dB] | InpAtt [dB]	28.95 | 16.82 | 30
Start [MHz] | Stop [MHz]	5725.000 | 5765.000
RBW [MHz] | VBW [MHz]	0.500000 | 3.000000
Detector | TraceMode	RMS | MAXH
Sweep: time [ms] | count | points per Section | type	53700 | 1 | 161 | SWE

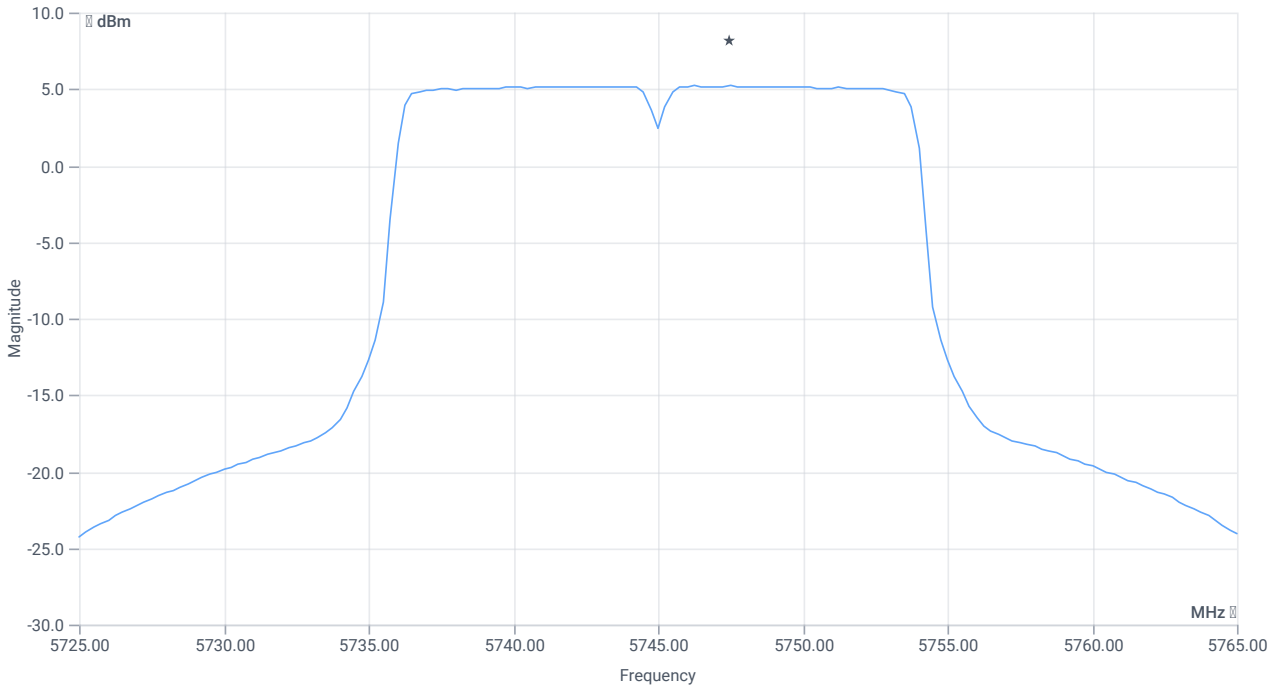

PSD UNII-3

RESULT

DESCRIPTION	LOWER LIMIT	UPPER LIMIT	MEASURED	UNIT	VERDICT
Power Spectral Density	---	---	5.2	dBm/0.5MHz	INFO
Duty Cycle Correction	---	---	0	dB	INFO
Power Spectral Density DC corrected	---	30	5.2	dBm/0.5MHz	PASS

Verdict
PASS

FCC 15.407, ISED RSS247 # Bandwidths 99PCT and 20dB ~ WLAN5Gx ac-VHT20 mode U-NII-3

References

TC start	18.01.2024 13:57:54
Ambit temp [°C] | humidity [rel%]	23.4 | 29
System version	4.7.1.5
Standard | Version	FCC 15.407, ISED RSS247 | NI
Method	26dB Bandwidth KDB789033 D02, C.1 / ISED RSS-GEN
Description	FCC 15.407 Bandwidths - WLAN5Gx ac-VHT20 mode U-NII-3
Information	

EUT Common Settings WLAN5Gx

Number of Antenna Ports	2
User Interaction	No
Device Class UNII_1	Client
Limit W52 Japan	Standard

Test Parameter

Technology to test	WLAN5Gx ac-VHT20 mode
Antenna port used	2
Temperature	nom
Voltage	nom
Frequency low to test	True | Freq [MHz] 5745
Frequency mid to test	False | Freq [MHz] 5785
Frequency high to test	False | Freq [MHz] 5825
Auto control enabled power supply | Climatic Box	No | No
Additional path loss [dB]	1.4
Full path name | type	EUT - SignalingUnit - SpectrumAnalyzer

Equipment

Signal analyzer,Rohde&Schwarz,FSV-40,1307.9002K40/101042,3.70
Switch matrix,CTCadvanced,SPM-4 NI DAQ,28016133,NI

Test at TX 5745 MHz

RESULT: Reference Power cond.

DESCRIPTION	LOWER LIMIT	UPPER LIMIT	MEASURED	UNIT	VERDICT
Ref. Power 1MHz/1MHz cond.	---	---	16.90	dBm	INFO
Ref. Frequency	---	---	5742.000	MHz	INFO

READ SA SETTINGS:

RefLevel [dBm] | RefLevelOffset [dB] | InpAtt [dB]	24.90 | 16.82 | 25
Start [MHz] | Stop [MHz]	5720.000 | 5770.000
RBW [MHz] | VBW [MHz]	0.300000 | 1.000000
Detector | TraceMode	POS | MAXH
Sweep: time [ms] | count | points per Section | type	1 | 2500 | 1001 | SWE

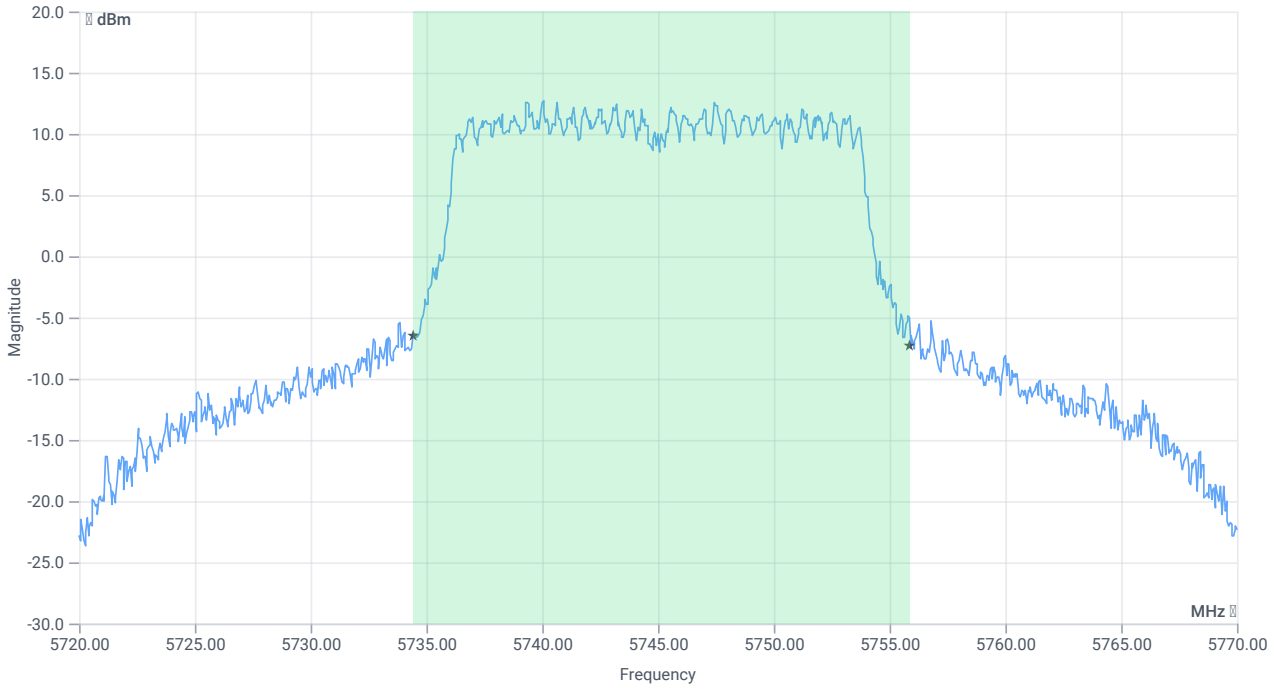

BW 99PCT

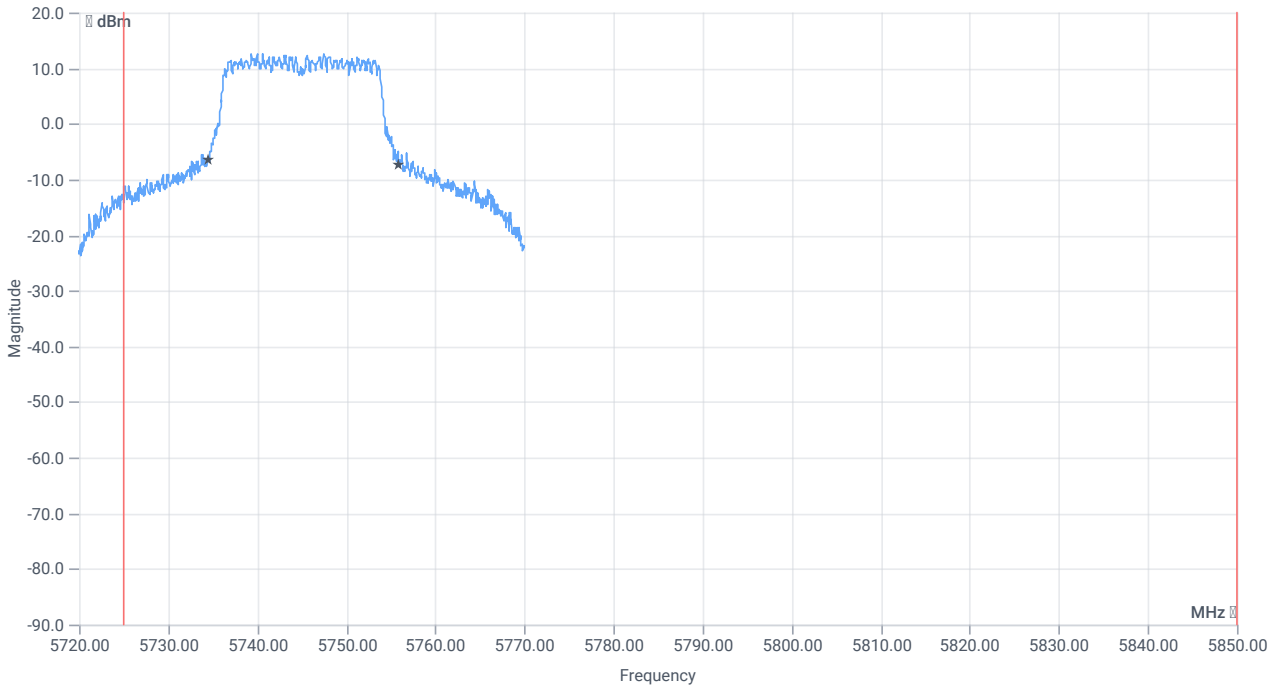

BW within Band 99PCT

RESULT

DESCRIPTION	LOWER LIMIT	UPPER LIMIT	MEASURED	UNIT	VERDICT
Bandwidth 99%	---	---	21.429	MHz	INFO
T1 99%	5725.000000	---	5734.4605	MHz	PASS
T2 99%	---	5850.000000	5755.8891	MHz	PASS

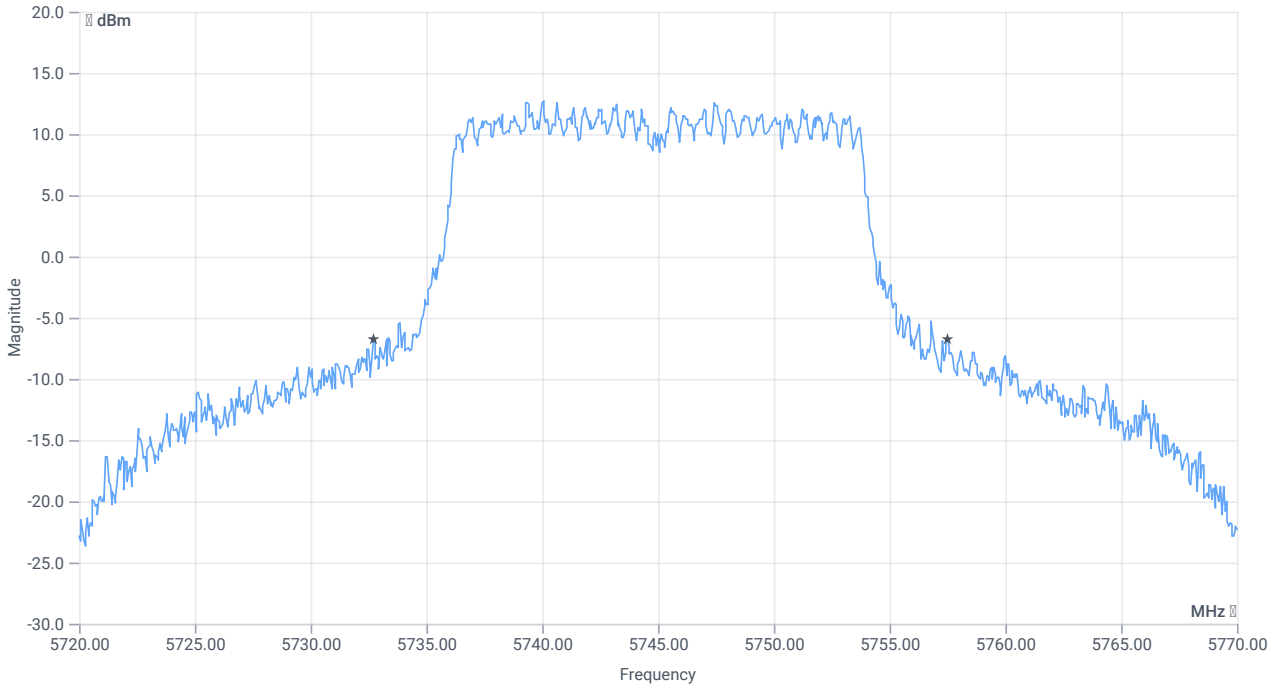

BW 20dB

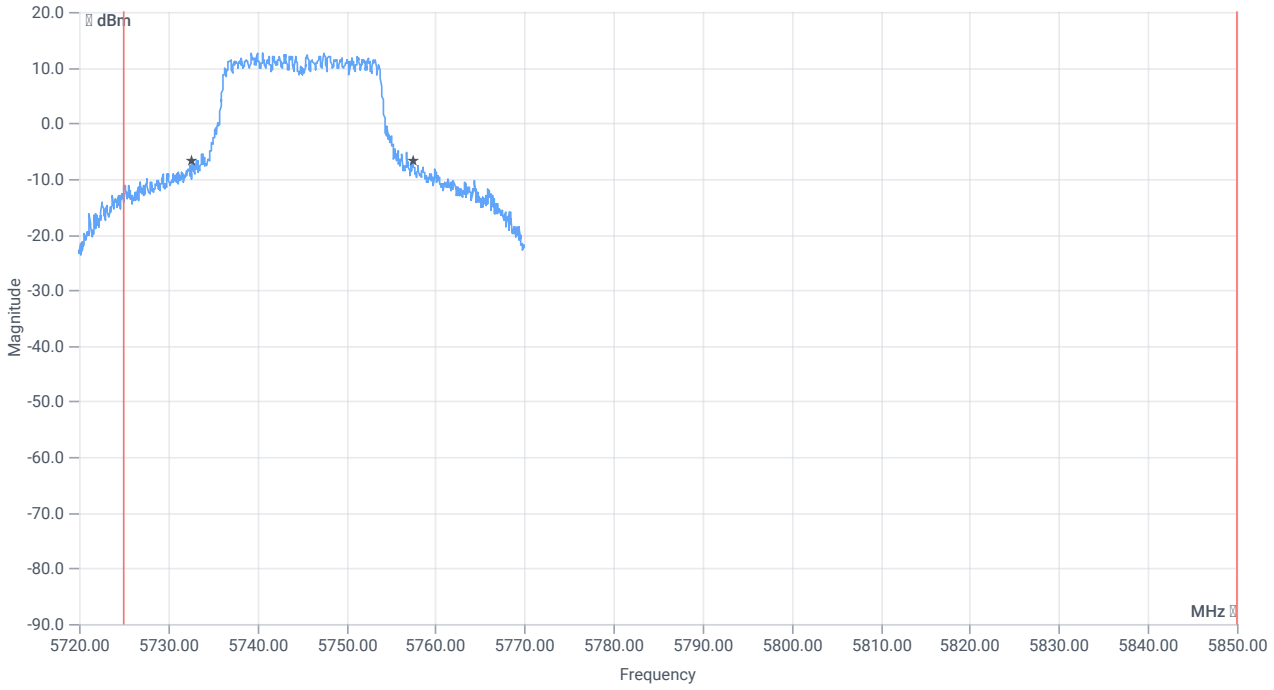

BW within Band 20dB

RESULT

DESCRIPTION	LOWER LIMIT	UPPER LIMIT	MEASURED	UNIT	VERDICT
Bandwidth 20dB	---	---	24.8	MHz	INFO
T1 20dB	5725.000000	---	5732.7000	MHz	PASS
T2 20dB	---	5850.000000	5757.5000	MHz	PASS

Verdict
PASS

FCC 15.407, ISED RSS247 # Minimum emission bandwidth ~ WLAN5Gx ac-VHT20 mode U-NII-3

References

TC start	18.01.2024 13:58:24
Ambit temp [°C] | humidity [rel%]	23.4 | 29
System version	4.7.1.5
Standard | Version	FCC 15.407, ISED RSS247 | NI
Method	KDB789033 D02, C.2.
Description	FCC 15.407 Min Emission Bandwidth - WLAN5Gx ac-VHT20 mode U-NII-3
Information	

EUT Common Settings WLAN5Gx

Number of Antenna Ports	2
User Interaction	No
Device Class UNII_1	Client
Limit W52 Japan	Standard

Test Parameter

Technology to test	WLAN5Gx ac-VHT20 mode
Antenna port used	2
Temperature	nom
Voltage	nom
Frequency low to test	True | Freq [MHz] 5745
Frequency mid to test	False | Freq [MHz] 5785
Frequency high to test	False | Freq [MHz] 5825
Auto control enabled power supply | Climatic Box	No | No
Additional path loss [dB]	1.4
Full path name | type	EUT - SignalingUnit - SpectrumAnalyzer

Equipment

Signal analyzer,Rohde&Schwarz,FSV-40,1307.9002K40/101042,3.70
Switch matrix,CTCadvanced,SPM-4 NI DAQ,28016133,NI

Test at TX 5745 MHz

RESULT: Reference Power cond.

DESCRIPTION	LOWER LIMIT	UPPER LIMIT	MEASURED	UNIT	VERDICT
Ref. Power 1MHz/1MHz cond.	---	---	16.92	dBm	INFO
Ref. Frequency	---	---	5746.000	MHz	INFO

READ SA SETTINGS:

RefLevel [dBm] | RefLevelOffset [dB] | InpAtt [dB]	28.92 | 16.82 | 30
Start [MHz] | Stop [MHz]	5720.000 | 5770.000
RBW [MHz] | VBW [MHz]	0.100000 | 0.300000
Detector | TraceMode	POS | MAXH
Sweep: time [ms] | count | points per Section | type	2 | 1500 | 1001 | SWE

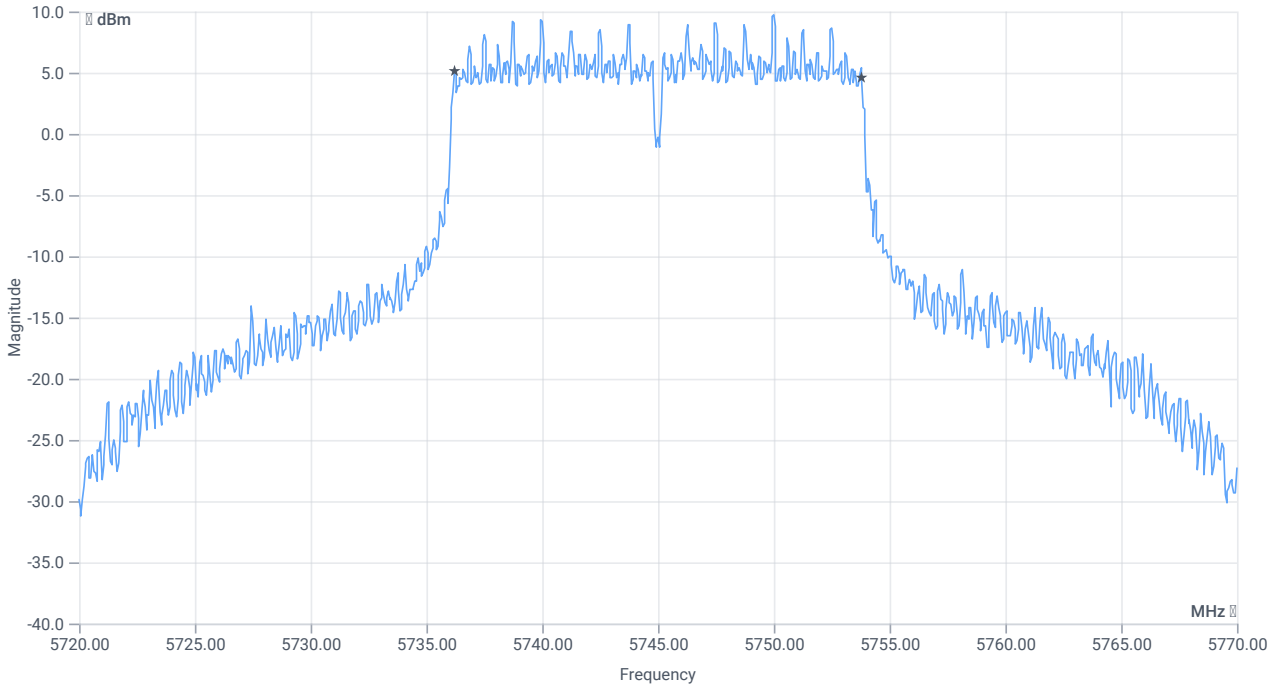

BW 6dB

RESULT

DESCRIPTION	LOWER LIMIT	UPPER LIMIT	MEASURED	UNIT	VERDICT
Bandwidth (6dB)	0.500	---	17.6	MHz	PASS

Verdict
PASS

FCC 15.407 # MIMO ∑ Max output power and psd ~ WLAN5Gx ac-VHT20 mode U-NII-3

References

TC start	18.01.2024 13:59:05
Ambit temp [°C] | humidity [rel%]	23.4 | 29
System version	4.7.1.5
Standard | Version	FCC 15.407 | NI
Method	
Description	MIMO ∑ FCC Power & psd - WLAN5Gx ac-VHT20 mode U-NII-3
Information	

EUT Common Settings WLAN5Gx

Number of Antenna Ports	2
User Interaction	No
Device Class UNII_1	Client
Limit W52 Japan	Standard

Test Parameter

Technology to test	WLAN5Gx ac-VHT20 mode
Antenna port used	several
Temperature	nom
Voltage	nom
Frequency low to test	True | Freq [MHz] 5745
Frequency mid to test	False | Freq [MHz] 5785
Frequency high to test	False | Freq [MHz] 5825
Auto control enabled power supply | Climatic Box	No | No
Additional path loss [dB]	1.4
Full path name | type	None

Equipment

Test at TX 5745 MHz

RESULT Power

DESCRIPTION	LOWER LIMIT	UPPER LIMIT	MEASURED	UNIT	VERDICT
Ant:1 Max Output Power DC corrected	---	---	20.52	dBm	INFO
Ant:1 BW 26dB	---	---	39.880	MHz	INFO
Ant:2 Max Output Power DC corrected	---	---	20.3	dBm	INFO
Ant:2 BW 26dB	---	---	39.600	MHz	INFO
∑ Limit absolute	---	30	23.42	dBm	PASS
∑ Limit: 11 dBm + 10 log 39.6	---	26.98	23.42	dBm	na

RESULT PSD

DESCRIPTION	LOWER LIMIT	UPPER LIMIT	MEASURED	UNIT	VERDICT
Ant:1 PSD	---	---	5.55	dBm/0.5MHz	INFO
Ant:2 PSD	---	---	5.2	dBm/0.5MHz	INFO
∑	---	30	8.39	dBm/0.5MHz	PASS

Verdict
PASS

FCC 15.407, ISED RSS247 # Emission mask (eirp) ~ WLAN5Gx ac-VHT20 mode U-NII-3

References

TC start	19.01.2024 13:50:53
Ambit temp [°C] | humidity [rel%]	22.8 | 25
System version	4.7.1.5
Standard | Version	FCC 15.407, ISED RSS247 | NI
Method	NI
Description	FCC 15.407 Emission mask - WLAN5Gx ac-VHT20 mode U-NII-3
Information	

EUT Common Settings WLAN5Gx

Number of Antenna Ports	2
User Interaction	No
Device Class UNII_1	Client
Limit W52 Japan	Standard

Test Parameter

Technology to test	WLAN5Gx ac-VHT20 mode
Antenna port used	1
Temperature	nom
Voltage	nom
Frequency low to test	True | Freq [MHz] 5745
Frequency mid to test	False | Freq [MHz] 5785
Frequency high to test	False | Freq [MHz] 5825
Auto control enabled power supply | Climatic Box	No | No
Additional path loss [dB]	3.4
Full path name | type	EUT - SignalingUnit - SpectrumAnalyzer

Equipment

Signal analyzer,Rohde&Schwarz,FSV-40,1307.9002K40/101042,3.70
Switch matrix,CTCadvanced,SPM-4 NI DAQ,28016133,NI

Test at TX 5745 MHz

RESULT: Reference Power cond.

DESCRIPTION	LOWER LIMIT	UPPER LIMIT	MEASURED	UNIT	VERDICT
Ref. Power 1MHz/1MHz cond.	---	---	18.62	dBm	INFO
Ref. Frequency	---	---	5743.800	MHz	INFO

Antenna gain

Considered antenna gain [dBi]:	2 / max found in range 5625 to 5950 MHz

READ SA SETTINGS:

RefLevel [dBm] | RefLevelOffset [dB] | InpAtt [dB]	21.62 | 18.82 | 20
Start [MHz] | Stop [MHz]	5625.000 | 5950.000
RBW [MHz] | VBW [MHz]	1.000000 | 3.000000
Detector | TraceMode	POS | MAXH
Sweep: time [ms] | count | points per Section | type	1 | 2500 | 1001 | SWE

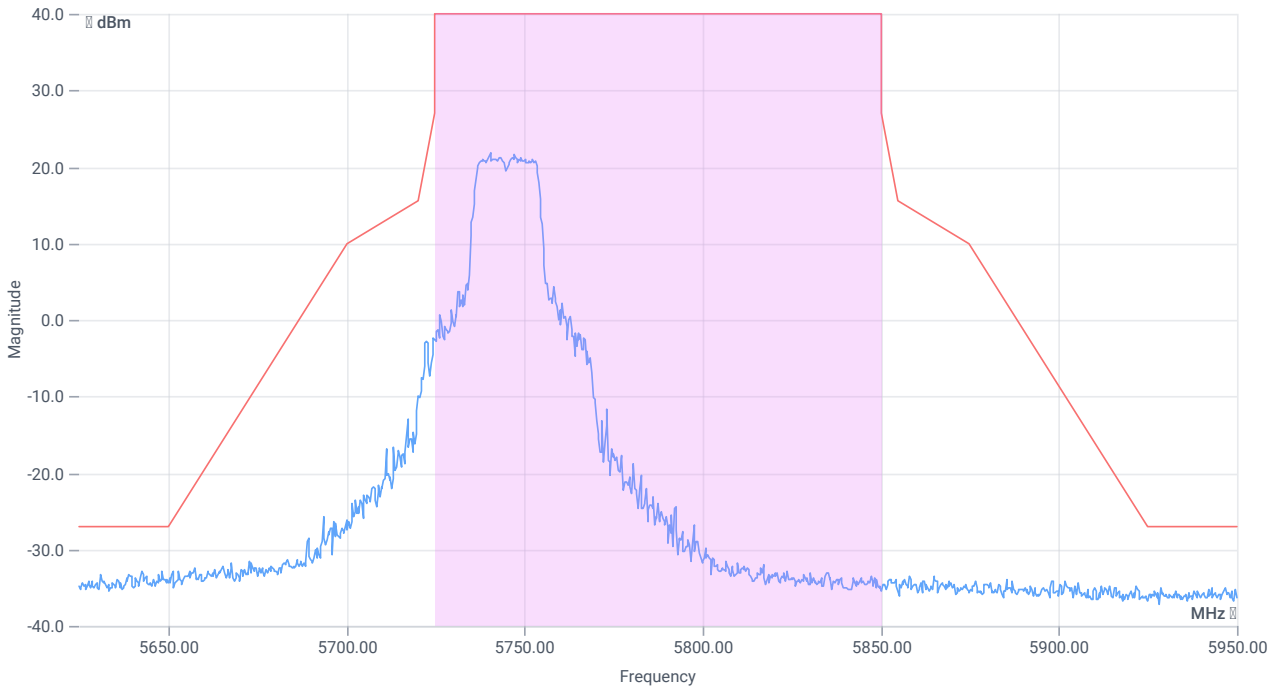

Emission Mask (e.i.r.p)

RESULT

DESCRIPTION	LOWER LIMIT	UPPER LIMIT	MEASURED	UNIT	VERDICT

Verdict
PASS

FCC 15.407, ISED RSS247 # Emission mask (eirp) ~ WLAN5Gx ac-VHT20 mode U-NII-3

References

TC start	19.01.2024 13:51:30
Ambit temp [°C] | humidity [rel%]	22.8 | 26
System version	4.7.1.5
Standard | Version	FCC 15.407, ISED RSS247 | NI
Method	NI
Description	FCC 15.407 Emission mask - WLAN5Gx ac-VHT20 mode U-NII-3
Information	

EUT Common Settings WLAN5Gx

Number of Antenna Ports	2
User Interaction	No
Device Class UNII_1	Client
Limit W52 Japan	Standard

Test Parameter

Technology to test	WLAN5Gx ac-VHT20 mode
Antenna port used	2
Temperature	nom
Voltage	nom
Frequency low to test	True | Freq [MHz] 5745
Frequency mid to test	False | Freq [MHz] 5785
Frequency high to test	False | Freq [MHz] 5825
Auto control enabled power supply | Climatic Box	No | No
Additional path loss [dB]	3.4
Full path name | type	EUT - SignalingUnit - SpectrumAnalyzer

Equipment

Signal analyzer,Rohde&Schwarz,FSV-40,1307.9002K40/101042,3.70
Switch matrix,CTCadvanced,SPM-4 NI DAQ,28016133,NI

Test at TX 5745 MHz

RESULT: Reference Power cond.

DESCRIPTION	LOWER LIMIT	UPPER LIMIT	MEASURED	UNIT	VERDICT
Ref. Power 1MHz/1MHz cond.	---	---	19.73	dBm	INFO
Ref. Frequency	---	---	5746.800	MHz	INFO

Antenna gain

Considered antenna gain [dBi]:	2 / max found in range 5625 to 5950 MHz

READ SA SETTINGS:

RefLevel [dBm] | RefLevelOffset [dB] | InpAtt [dB]	22.73 | 18.82 | 20
Start [MHz] | Stop [MHz]	5625.000 | 5950.000
RBW [MHz] | VBW [MHz]	1.000000 | 3.000000
Detector | TraceMode	POS | MAXH
Sweep: time [ms] | count | points per Section | type	1 | 2500 | 1001 | SWE

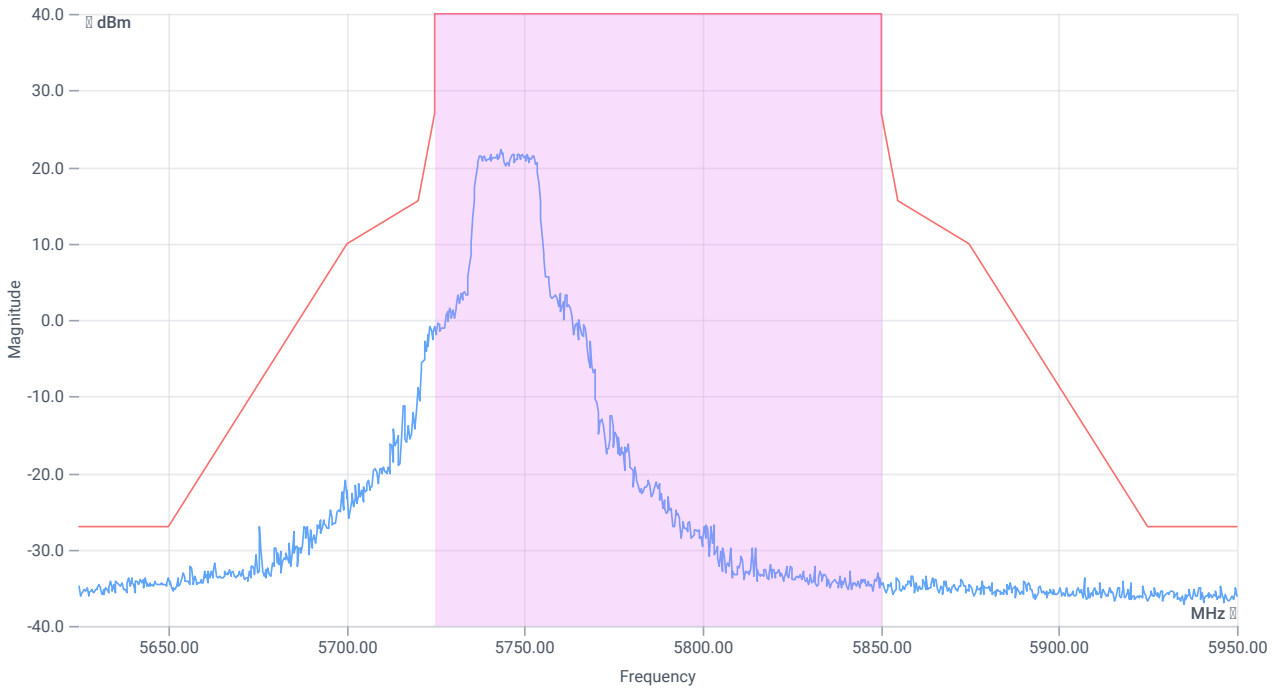

Emission Mask (e.i.r.p)

RESULT

DESCRIPTION	LOWER LIMIT	UPPER LIMIT	MEASURED	UNIT	VERDICT

Verdict
PASS

FCC 15.407 # Max output power and psd ~ WLAN5Gx ac-VHT20 mode U-NII-3

References

TC start	18.01.2024 14:00:51
Ambit temp [°C] | humidity [rel%]	23.5 | 30
System version	4.7.1.5
Standard | Version	FCC 15.407 | NI
Method	KDB789033 D02, F., E.2.e.
Description	FCC 15.407 Max Output Power & PSD - WLAN5Gx ac-VHT20 mode U-NII-3
Information	

EUT Common Settings WLAN5Gx

Number of Antenna Ports	2
User Interaction	No
Device Class UNII_1	Client
Limit W52 Japan	Standard

Test Parameter

Technology to test	WLAN5Gx ac-VHT20 mode
Antenna port used	1
Temperature	nom
Voltage	nom
Frequency low to test	False | Freq [MHz] 5745
Frequency mid to test	True | Freq [MHz] 5785
Frequency high to test	False | Freq [MHz] 5825
Auto control enabled power supply | Climatic Box	No | No
Additional path loss [dB]	1.4
Full path name | type	EUT - SignalingUnit - SpectrumAnalyzer

Equipment

Signal analyzer,Rohde&Schwarz,FSV-40,1307.9002K40/101042,3.70
Switch matrix,CTCadvanced,SPM-4 NI DAQ,28016133,NI

Test at TX 5785 MHz

RESULT: Reference Power cond.

DESCRIPTION	LOWER LIMIT	UPPER LIMIT	MEASURED	UNIT	VERDICT
Ref. Power 1MHz/1MHz cond.	---	---	16.80	dBm	INFO
Ref. Frequency	---	---	5779.610	MHz	INFO

Evaluation max. Duty Cycle

Duty Cycle evaluation

DESCRIPTION	LOWER LIMIT	UPPER LIMIT	MEASURED	UNIT	VERDICT
No enough Bursts detected, Duty Cycle Burst Ratio set to 1					
Duty Cycle (Burst Ratio) max	---	---	1	---	INFO
Duty Cycle max	---	---	0	dB	INFO
Duty Cycle (Burst Ratio) min	---	---	1	---	INFO
Duty Cycle min	---	---	0	dB	INFO

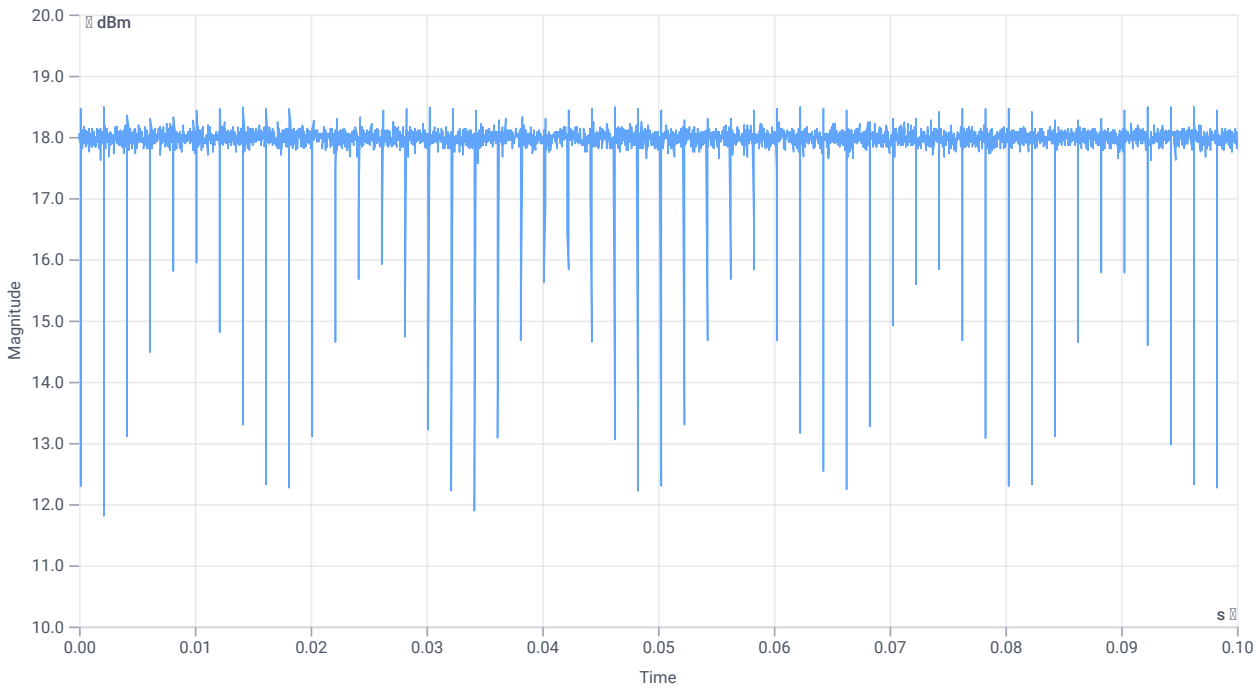

Duty cycle

Evaluation Bandwidth

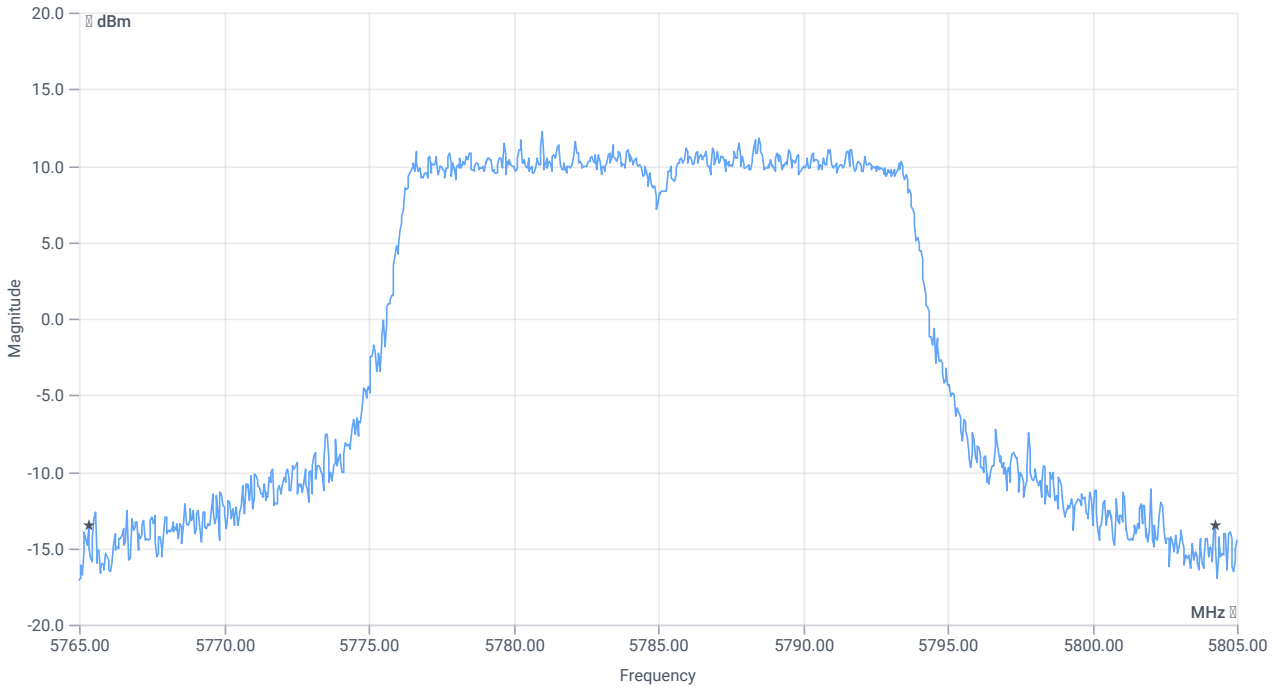

BW 26dB

RESULT

DESCRIPTION	LOWER LIMIT	UPPER LIMIT	MEASURED	UNIT	VERDICT
Bandwidth 26dB	---	---	38.92	MHz	INFO
T1 26dB	---	---	5765.3200	MHz	INFO
T2 26dB	---	---	5804.2400	MHz	INFO

Maximum Output Power

READ SA SETTINGS:

RefLevel [dBm] | RefLevelOffset [dB] | InpAtt [dB]	28.80 | 16.8 | 30
Start [MHz] | Stop [MHz]	5765.000 | 5805.000
RBW [MHz] | VBW [MHz]	1.000000 | 3.000000
Detector | TraceMode	RMS | MAXH
Sweep: time [ms] | count | points per Section | type	53700 | 1 | 161 | SWE

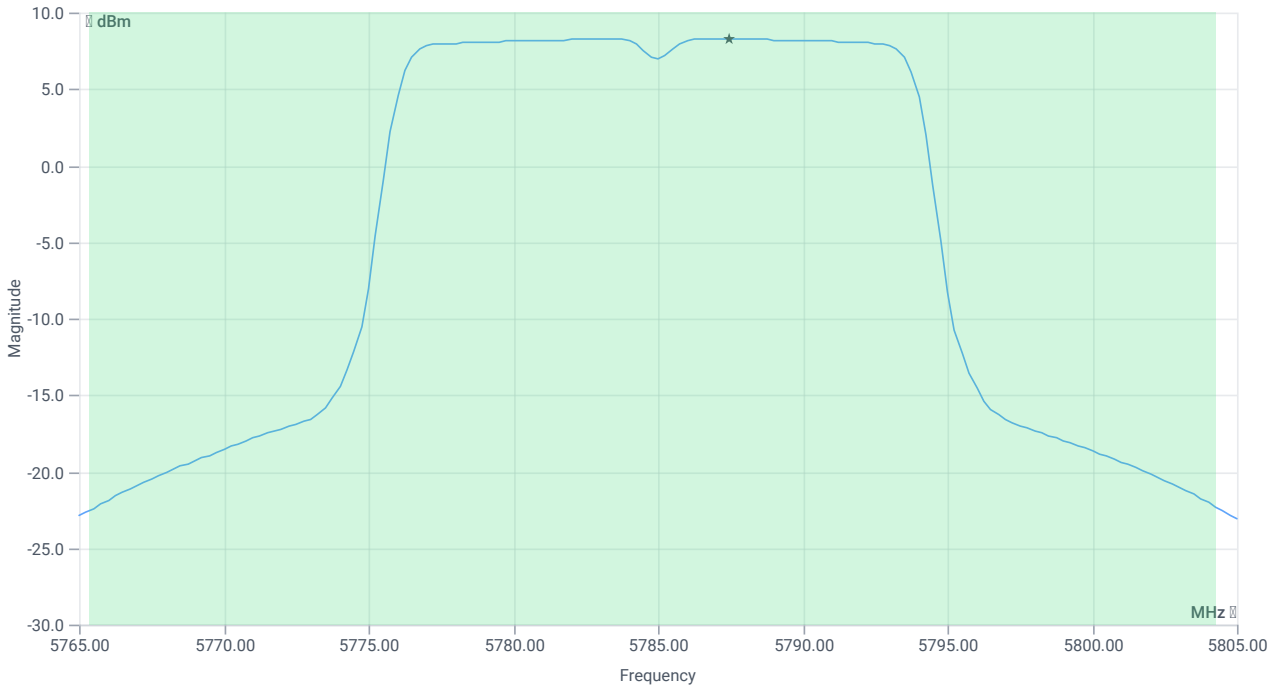

Max OP and PSD

RESULT

DESCRIPTION	LOWER LIMIT	UPPER LIMIT	MEASURED	UNIT	VERDICT
Max Output Power	---	---	20.31	dBm	INFO
Duty Cycle Correction	---	---	0	dB	INFO
Limit absolute					
Max Output Power DC corrected	---	30	20.31	dBm	PASS
Limit: 11 dBm + 10 log 38.92					
Max Output Power DC corrected	---	26.9	20.31	dBm	na

Power Spectral Density U-NII-3

READ SA SETTINGS:

RefLevel [dBm] | RefLevelOffset [dB] | InpAtt [dB]	28.80 | 16.8 | 30
Start [MHz] | Stop [MHz]	5765.000 | 5805.000
RBW [MHz] | VBW [MHz]	0.500000 | 3.000000
Detector | TraceMode	RMS | MAXH
Sweep: time [ms] | count | points per Section | type	53700 | 1 | 161 | SWE

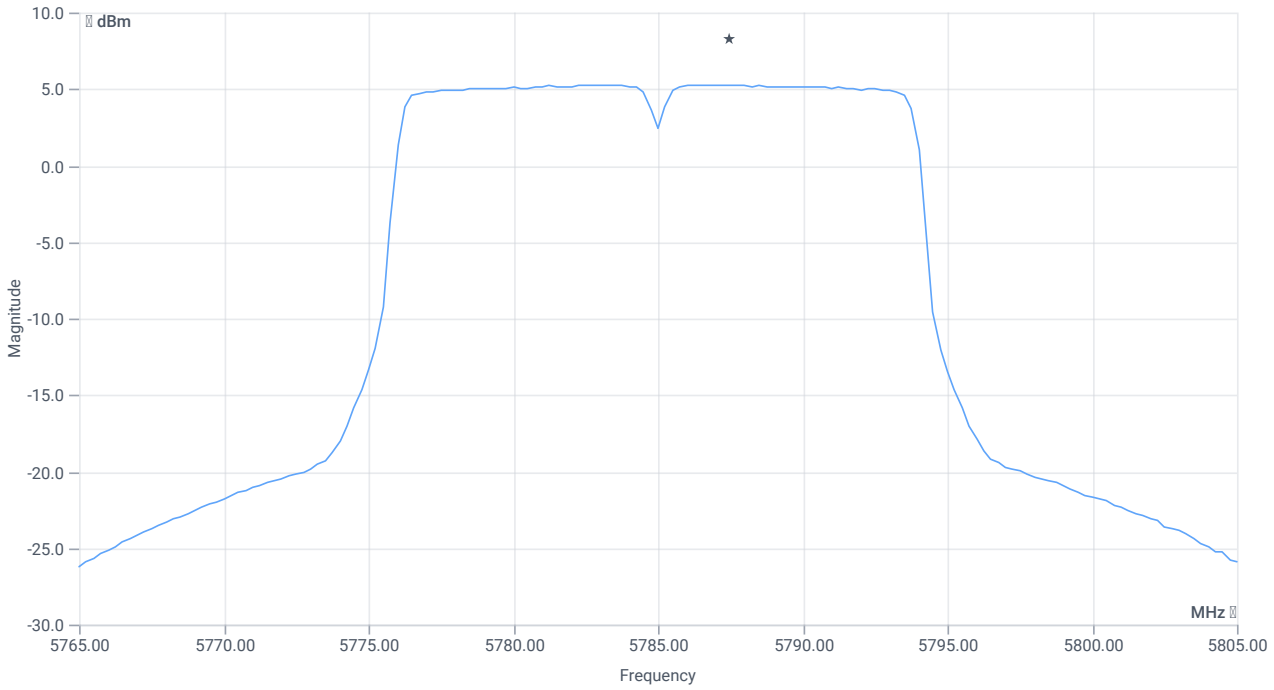

PSD UNII-3

RESULT

DESCRIPTION	LOWER LIMIT	UPPER LIMIT	MEASURED	UNIT	VERDICT
Power Spectral Density	---	---	5.28	dBm/0.5MHz	INFO
Duty Cycle Correction	---	---	0	dB	INFO
Power Spectral Density DC corrected	---	30	5.28	dBm/0.5MHz	PASS

Verdict
PASS

FCC 15.407, ISED RSS247 # Bandwidths 99PCT and 20dB ~ WLAN5Gx ac-VHT20 mode U-NII-3

References

TC start	18.01.2024 14:03:16
Ambit temp [°C] | humidity [rel%]	23.4 | 29
System version	4.7.1.5
Standard | Version	FCC 15.407, ISED RSS247 | NI
Method	26dB Bandwidth KDB789033 D02, C.1 / ISED RSS-GEN
Description	FCC 15.407 Bandwidths - WLAN5Gx ac-VHT20 mode U-NII-3
Information	

EUT Common Settings WLAN5Gx

Number of Antenna Ports	2
User Interaction	No
Device Class UNII_1	Client
Limit W52 Japan	Standard

Test Parameter

Technology to test	WLAN5Gx ac-VHT20 mode
Antenna port used	1
Temperature	nom
Voltage	nom
Frequency low to test	False | Freq [MHz] 5745
Frequency mid to test	True | Freq [MHz] 5785
Frequency high to test	False | Freq [MHz] 5825
Auto control enabled power supply | Climatic Box	No | No
Additional path loss [dB]	1.4
Full path name | type	EUT - SignalingUnit - SpectrumAnalyzer

Equipment

Signal analyzer,Rohde&Schwarz,FSV-40,1307.9002K40/101042,3.70
Switch matrix,CTCadvanced,SPM-4 NI DAQ,28016133,NI

Test at TX 5785 MHz

RESULT: Reference Power cond.

DESCRIPTION	LOWER LIMIT	UPPER LIMIT	MEASURED	UNIT	VERDICT
Ref. Power 1MHz/1MHz cond.	---	---	15.92	dBm	INFO
Ref. Frequency	---	---	5787.800	MHz	INFO

READ SA SETTINGS:

RefLevel [dBm] | RefLevelOffset [dB] | InpAtt [dB]	23.92 | 16.8 | 25
Start [MHz] | Stop [MHz]	5760.000 | 5810.000
RBW [MHz] | VBW [MHz]	0.300000 | 1.000000
Detector | TraceMode	POS | MAXH
Sweep: time [ms] | count | points per Section | type	1 | 2500 | 1001 | SWE

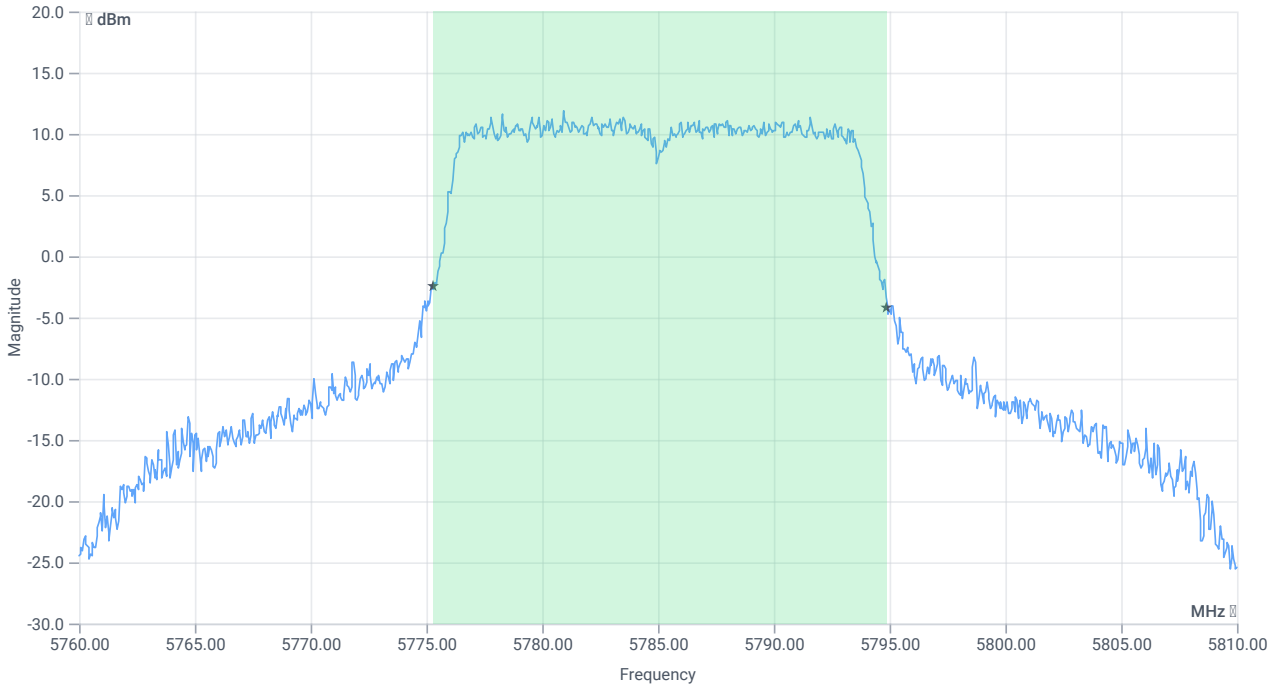

BW 99PCT

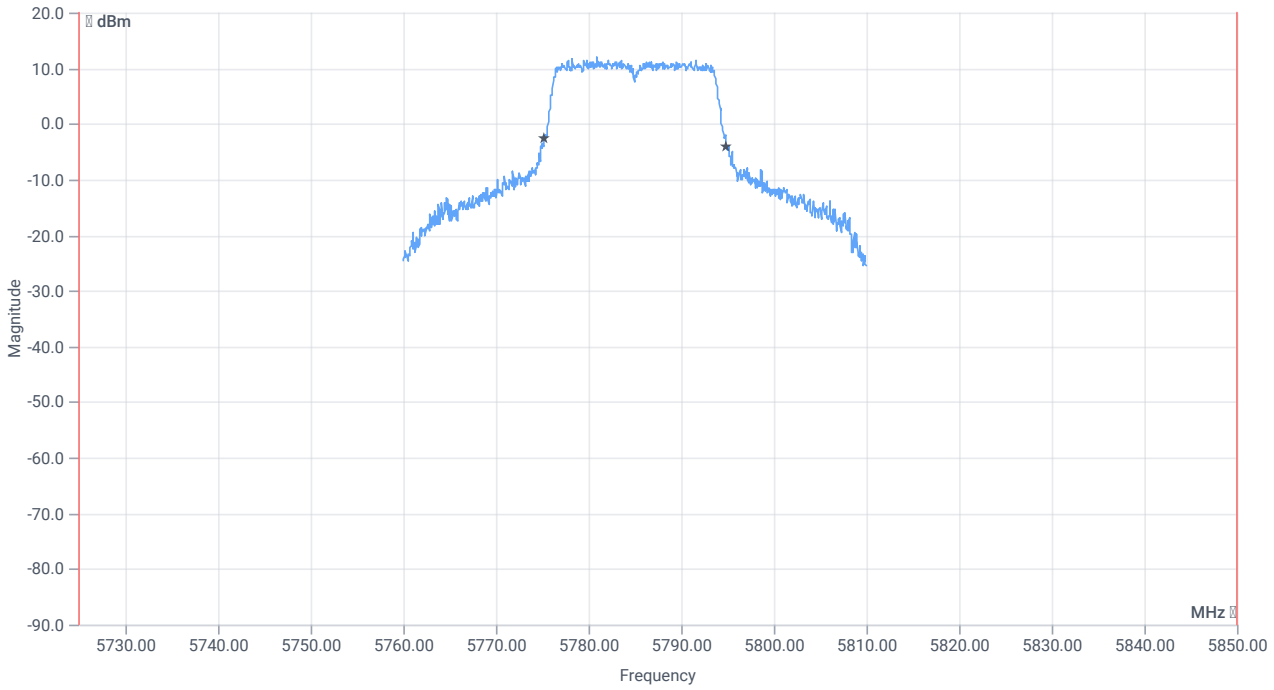

BW within Band 99PCT

RESULT

DESCRIPTION	LOWER LIMIT	UPPER LIMIT	MEASURED	UNIT	VERDICT
Bandwidth 99%	---	---	19.63	MHz	INFO
T1 99%	5725.000000	---	5775.2597	MHz	PASS
T2 99%	---	5850.000000	5794.8901	MHz	PASS

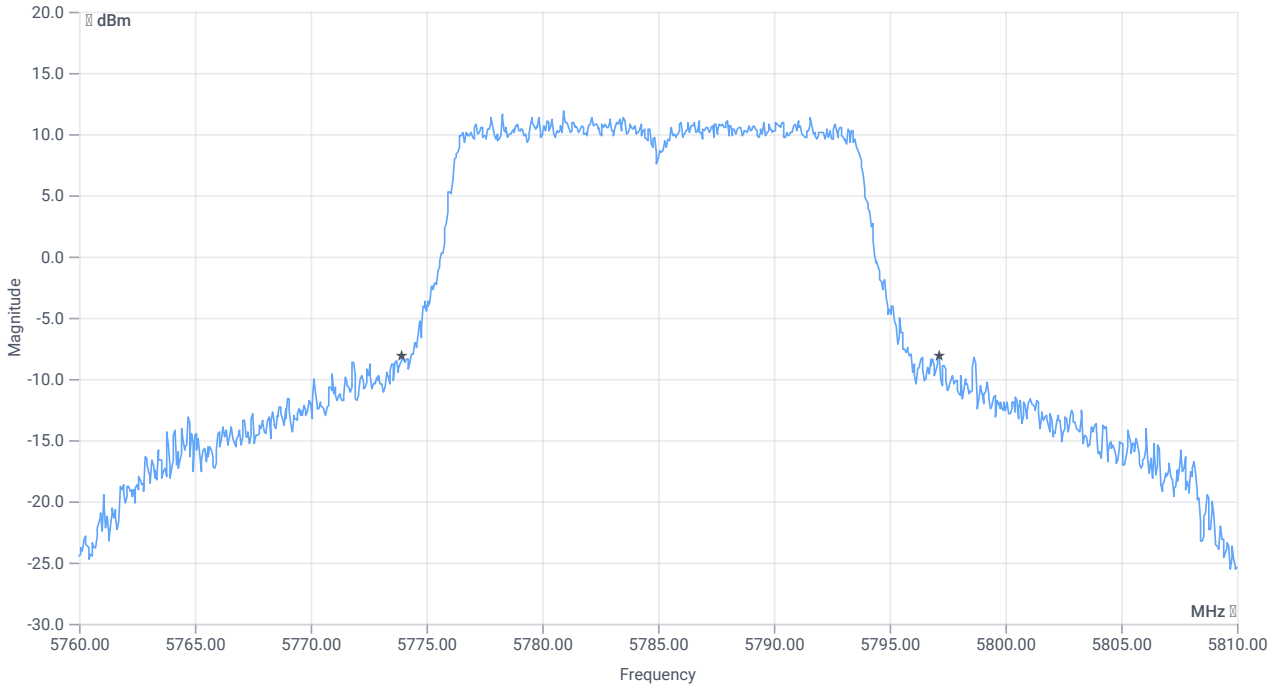

BW 20dB

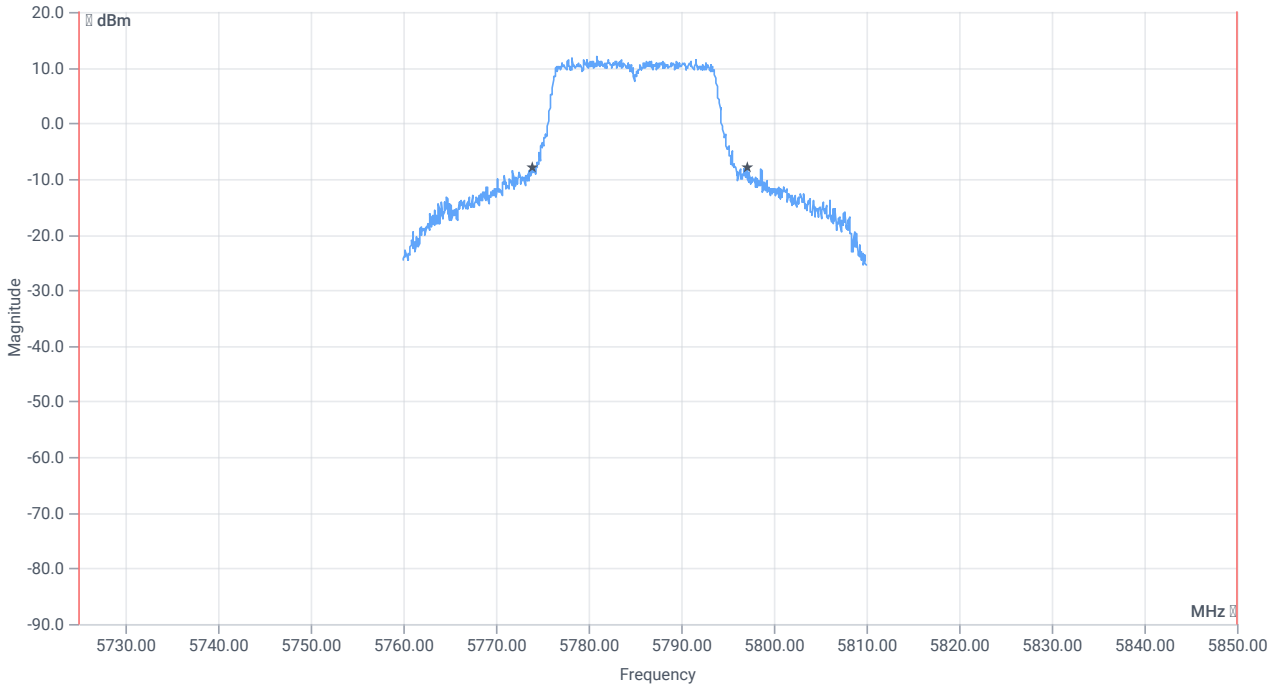

BW within Band 20dB

RESULT

DESCRIPTION	LOWER LIMIT	UPPER LIMIT	MEASURED	UNIT	VERDICT
Bandwidth 20dB	---	---	23.2	MHz	INFO
T1 20dB	5725.000000	---	5773.9500	MHz	PASS
T2 20dB	---	5850.000000	5797.1500	MHz	PASS

Verdict
PASS

FCC 15.407, ISED RSS247 # Minimum emission bandwidth ~ WLAN5Gx ac-VHT20 mode U-NII-3

References

TC start	18.01.2024 14:03:47
Ambit temp [°C] | humidity [rel%]	23.5 | 29
System version	4.7.1.5
Standard | Version	FCC 15.407, ISED RSS247 | NI
Method	KDB789033 D02, C.2.
Description	FCC 15.407 Min Emission Bandwidth - WLAN5Gx ac-VHT20 mode U-NII-3
Information	

EUT Common Settings WLAN5Gx

Number of Antenna Ports	2
User Interaction	No
Device Class UNII_1	Client
Limit W52 Japan	Standard

Test Parameter

Technology to test	WLAN5Gx ac-VHT20 mode
Antenna port used	1
Temperature	nom
Voltage	nom
Frequency low to test	False | Freq [MHz] 5745
Frequency mid to test	True | Freq [MHz] 5785
Frequency high to test	False | Freq [MHz] 5825
Auto control enabled power supply | Climatic Box	No | No
Additional path loss [dB]	1.4
Full path name | type	EUT - SignalingUnit - SpectrumAnalyzer

Equipment

Signal analyzer,Rohde&Schwarz,FSV-40,1307.9002K40/101042,3.70
Switch matrix,CTCadvanced,SPM-4 NI DAQ,28016133,NI

Test at TX 5785 MHz

RESULT: Reference Power cond.

DESCRIPTION	LOWER LIMIT	UPPER LIMIT	MEASURED	UNIT	VERDICT
Ref. Power 1MHz/1MHz cond.	---	---	16.48	dBm	INFO
Ref. Frequency	---	---	5787.000	MHz	INFO

READ SA SETTINGS:

RefLevel [dBm] | RefLevelOffset [dB] | InpAtt [dB]	28.48 | 16.8 | 30
Start [MHz] | Stop [MHz]	5760.000 | 5810.000
RBW [MHz] | VBW [MHz]	0.100000 | 0.300000
Detector | TraceMode	POS | MAXH
Sweep: time [ms] | count | points per Section | type	2 | 1500 | 1001 | SWE

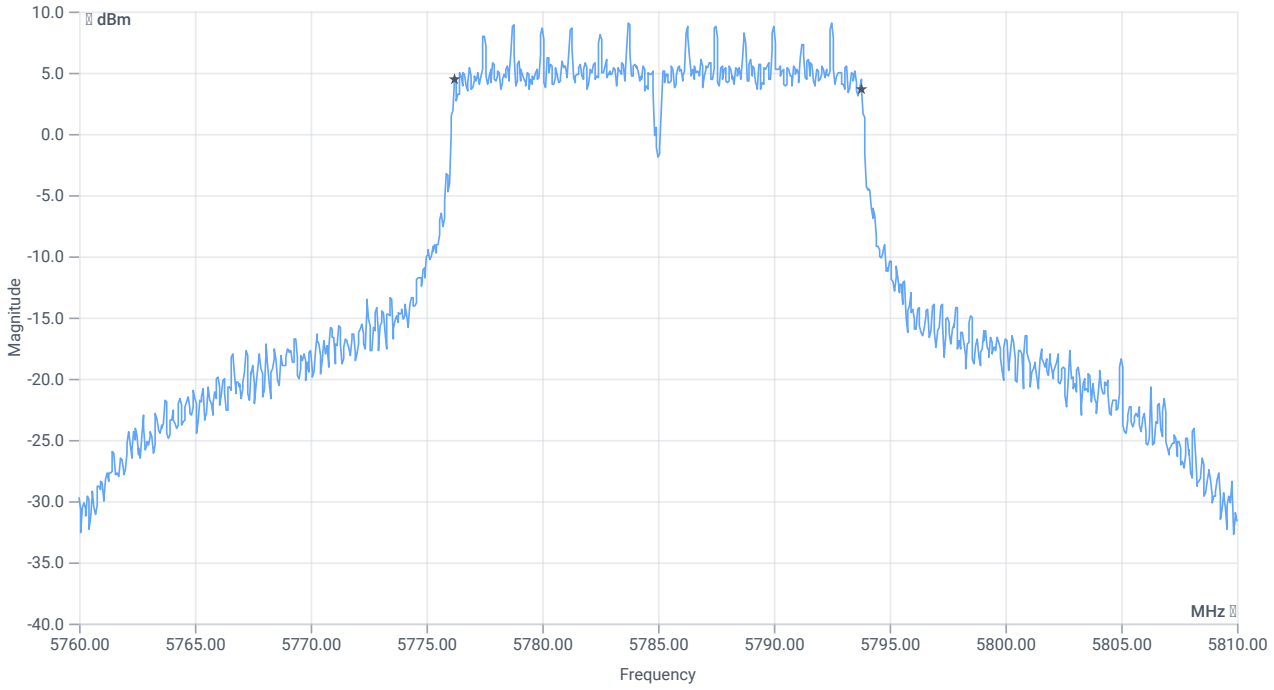

BW 6dB

RESULT

DESCRIPTION	LOWER LIMIT	UPPER LIMIT	MEASURED	UNIT	VERDICT
Bandwidth (6dB)	0.500	---	17.6	MHz	PASS

Verdict
PASS

FCC 15.407 # Max output power and psd ~ WLAN5Gx ac-VHT20 mode U-NII-3

References

TC start	18.01.2024 14:04:35
Ambit temp [°C] | humidity [rel%]	23.5 | 29
System version	4.7.1.5
Standard | Version	FCC 15.407 | NI
Method	KDB789033 D02, F., E.2.e.
Description	FCC 15.407 Max Output Power & PSD - WLAN5Gx ac-VHT20 mode U-NII-3
Information	

EUT Common Settings WLAN5Gx

Number of Antenna Ports	2
User Interaction	No
Device Class UNII_1	Client
Limit W52 Japan	Standard

Test Parameter

Technology to test	WLAN5Gx ac-VHT20 mode
Antenna port used	2
Temperature	nom
Voltage	nom
Frequency low to test	False | Freq [MHz] 5745
Frequency mid to test	True | Freq [MHz] 5785
Frequency high to test	False | Freq [MHz] 5825
Auto control enabled power supply | Climatic Box	No | No
Additional path loss [dB]	1.4
Full path name | type	EUT - SignalingUnit - SpectrumAnalyzer

Equipment

Signal analyzer,Rohde&Schwarz,FSV-40,1307.9002K40/101042,3.70
Switch matrix,CTCadvanced,SPM-4 NI DAQ,28016133,NI

Test at TX 5785 MHz

RESULT: Reference Power cond.

DESCRIPTION	LOWER LIMIT	UPPER LIMIT	MEASURED	UNIT	VERDICT
Ref. Power 1MHz/1MHz cond.	---	---	16.94	dBm	INFO
Ref. Frequency	---	---	5789.600	MHz	INFO

Evaluation max. Duty Cycle

Duty Cycle evaluation

DESCRIPTION	LOWER LIMIT	UPPER LIMIT	MEASURED	UNIT	VERDICT
No enough Bursts detected, Duty Cycle Burst Ratio set to 1					
Duty Cycle (Burst Ratio) max	---	---	1	---	INFO
Duty Cycle max	---	---	0	dB	INFO
Duty Cycle (Burst Ratio) min	---	---	1	---	INFO
Duty Cycle min	---	---	0	dB	INFO

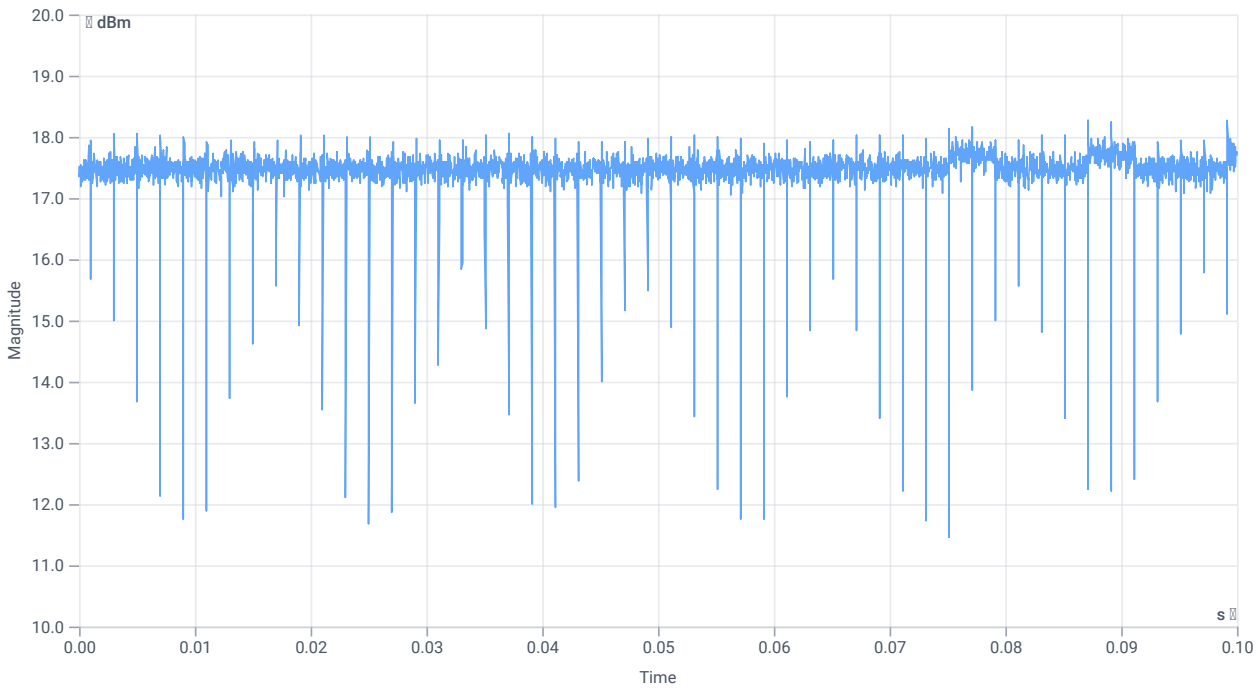

Duty cycle

Evaluation Bandwidth

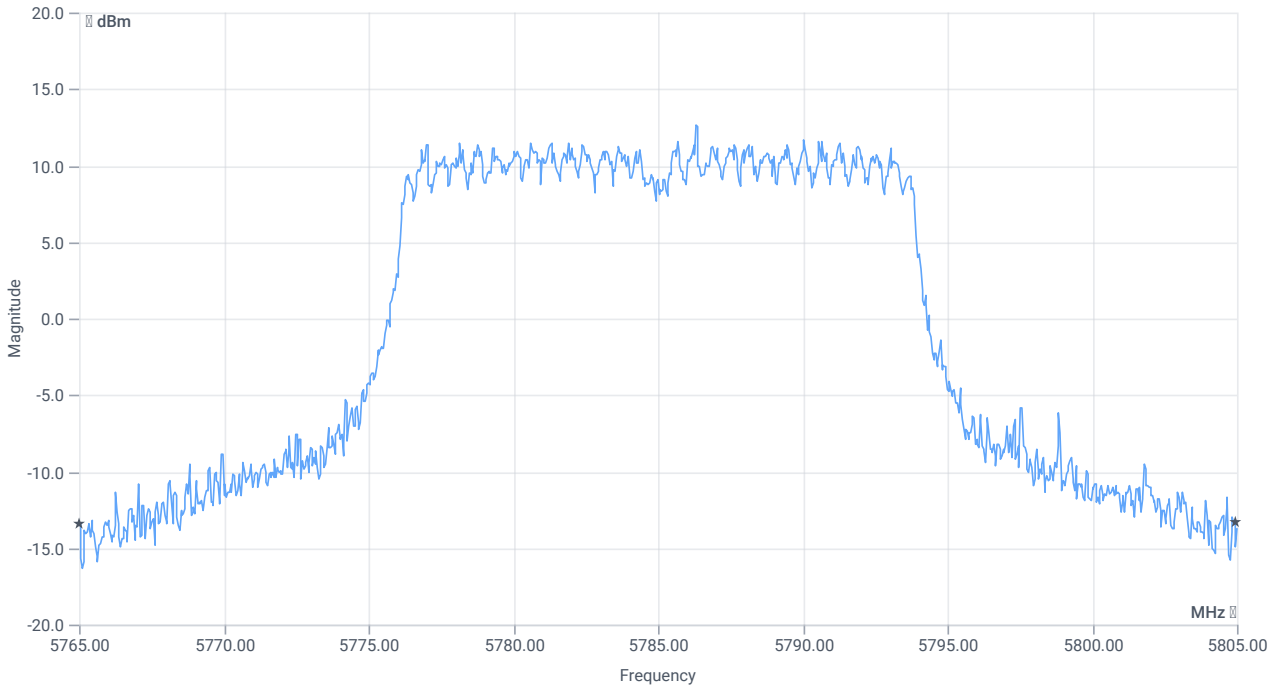

BW 26dB

RESULT

DESCRIPTION	LOWER LIMIT	UPPER LIMIT	MEASURED	UNIT	VERDICT
Bandwidth 26dB	---	---	39.92	MHz	INFO
T1 26dB	---	---	5765.0000	MHz	INFO
T2 26dB	---	---	5804.9200	MHz	INFO

Maximum Output Power

READ SA SETTINGS:

RefLevel [dBm] | RefLevelOffset [dB] | InpAtt [dB]	28.94 | 16.8 | 30
Start [MHz] | Stop [MHz]	5765.000 | 5805.000
RBW [MHz] | VBW [MHz]	1.000000 | 3.000000
Detector | TraceMode	RMS | MAXH
Sweep: time [ms] | count | points per Section | type	53700 | 1 | 161 | SWE

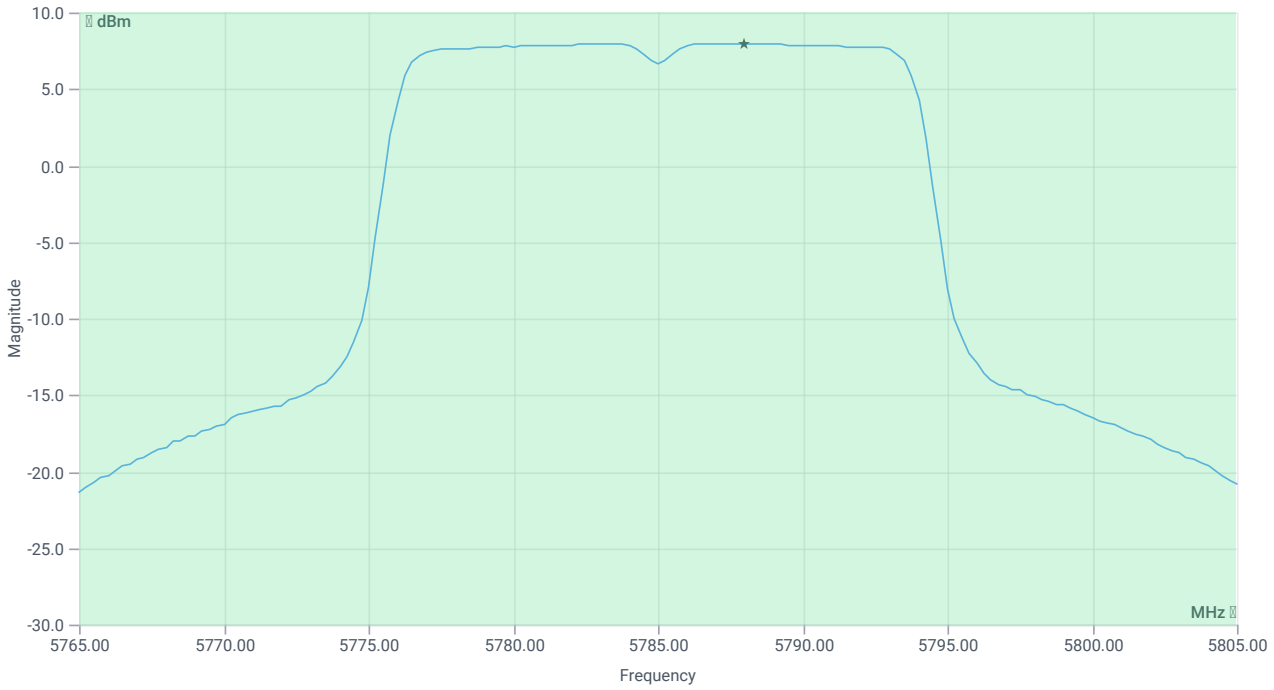

Max OP and PSD

RESULT

DESCRIPTION	LOWER LIMIT	UPPER LIMIT	MEASURED	UNIT	VERDICT
Max Output Power	---	---	20.01	dBm	INFO
Duty Cycle Correction	---	---	0	dB	INFO
Limit absolute					
Max Output Power DC corrected	---	30	20.01	dBm	PASS
Limit: 11 dBm + 10 log 39.92					
Max Output Power DC corrected	---	27.01	20.01	dBm	na

Power Spectral Density U-NII-3

READ SA SETTINGS:

RefLevel [dBm] | RefLevelOffset [dB] | InpAtt [dB]	28.94 | 16.8 | 30
Start [MHz] | Stop [MHz]	5765.000 | 5805.000
RBW [MHz] | VBW [MHz]	0.500000 | 3.000000
Detector | TraceMode	RMS | MAXH
Sweep: time [ms] | count | points per Section | type	53700 | 1 | 161 | SWE

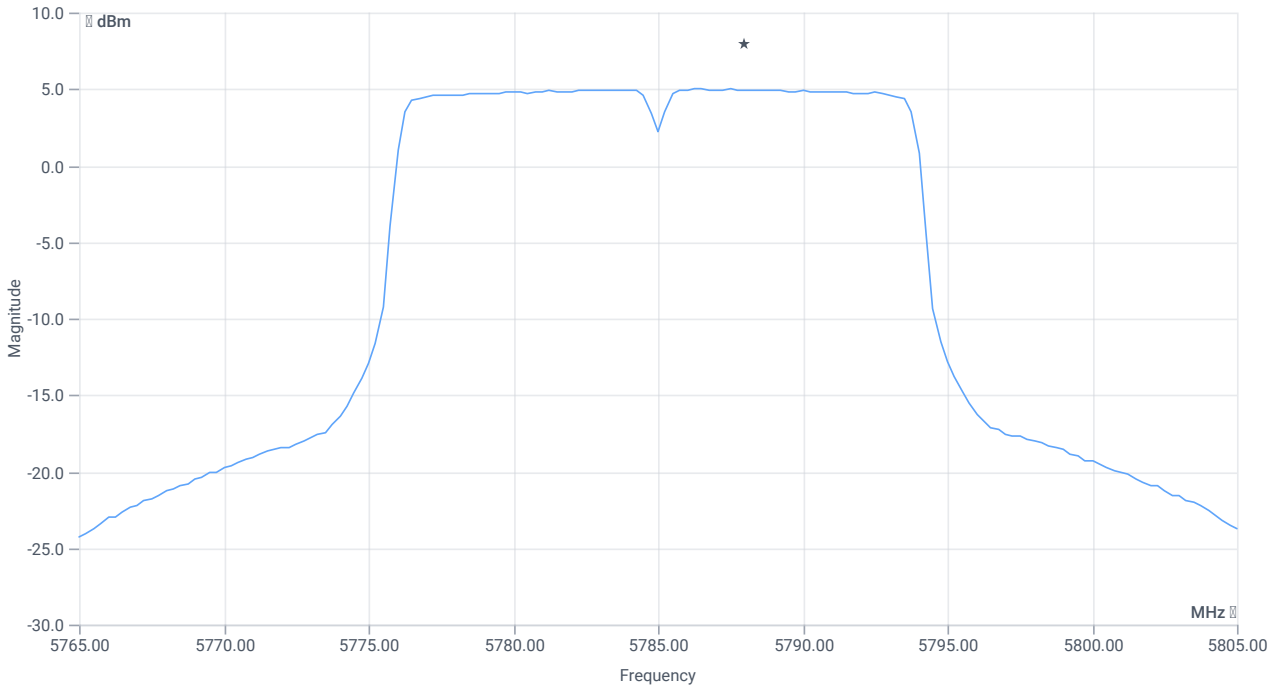

PSD UNII-3

RESULT

DESCRIPTION	LOWER LIMIT	UPPER LIMIT	MEASURED	UNIT	VERDICT
Power Spectral Density	---	---	5	dBm/0.5MHz	INFO
Duty Cycle Correction	---	---	0	dB	INFO
Power Spectral Density DC corrected	---	30	5	dBm/0.5MHz	PASS

Verdict
PASS

FCC 15.407, ISED RSS247 # Bandwidths 99PCT and 20dB ~ WLAN5Gx ac-VHT20 mode U-NII-3

References

TC start	18.01.2024 14:07:00
Ambit temp [°C] | humidity [rel%]	23.6 | 29
System version	4.7.1.5
Standard | Version	FCC 15.407, ISED RSS247 | NI
Method	26dB Bandwidth KDB789033 D02, C.1 / ISED RSS-GEN
Description	FCC 15.407 Bandwidths - WLAN5Gx ac-VHT20 mode U-NII-3
Information	

EUT Common Settings WLAN5Gx

Number of Antenna Ports	2
User Interaction	No
Device Class UNII_1	Client
Limit W52 Japan	Standard

Test Parameter

Technology to test	WLAN5Gx ac-VHT20 mode
Antenna port used	2
Temperature	nom
Voltage	nom
Frequency low to test	False | Freq [MHz] 5745
Frequency mid to test	True | Freq [MHz] 5785
Frequency high to test	False | Freq [MHz] 5825
Auto control enabled power supply | Climatic Box	No | No
Additional path loss [dB]	1.4
Full path name | type	EUT - SignalingUnit - SpectrumAnalyzer

Equipment

Signal analyzer,Rohde&Schwarz,FSV-40,1307.9002K40/101042,3.70
Switch matrix,CTCadvanced,SPM-4 NI DAQ,28016133,NI

Test at TX 5785 MHz

RESULT: Reference Power cond.

DESCRIPTION	LOWER LIMIT	UPPER LIMIT	MEASURED	UNIT	VERDICT
Ref. Power 1MHz/1MHz cond.	---	---	16.17	dBm	INFO
Ref. Frequency	---	---	5782.200	MHz	INFO

READ SA SETTINGS:

RefLevel [dBm] | RefLevelOffset [dB] | InpAtt [dB]	24.17 | 16.8 | 25
Start [MHz] | Stop [MHz]	5760.000 | 5810.000
RBW [MHz] | VBW [MHz]	0.300000 | 1.000000
Detector | TraceMode	POS | MAXH
Sweep: time [ms] | count | points per Section | type	1 | 2500 | 1001 | SWE

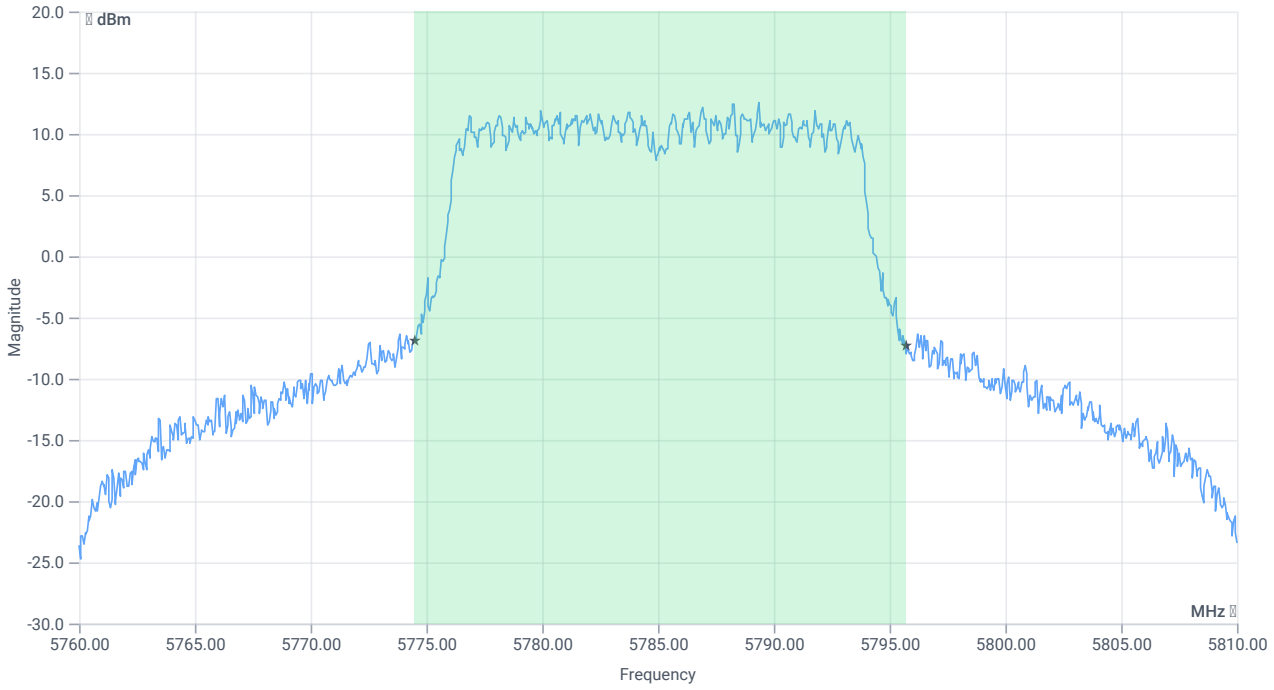

BW 99PCT

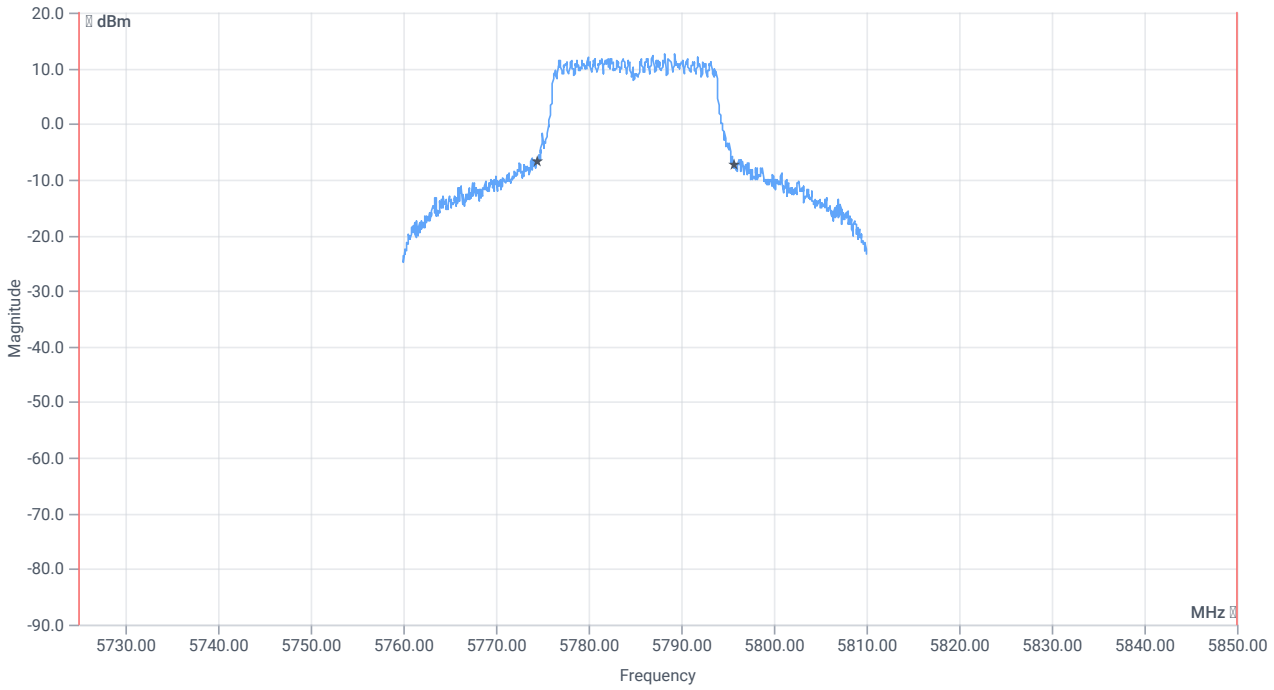

BW within Band 99PCT

RESULT

DESCRIPTION	LOWER LIMIT	UPPER LIMIT	MEASURED	UNIT	VERDICT
Bandwidth 99%	---	---	21.229	MHz	INFO
T1 99%	5725.000000	---	5774.5105	MHz	PASS
T2 99%	---	5850.000000	5795.7393	MHz	PASS

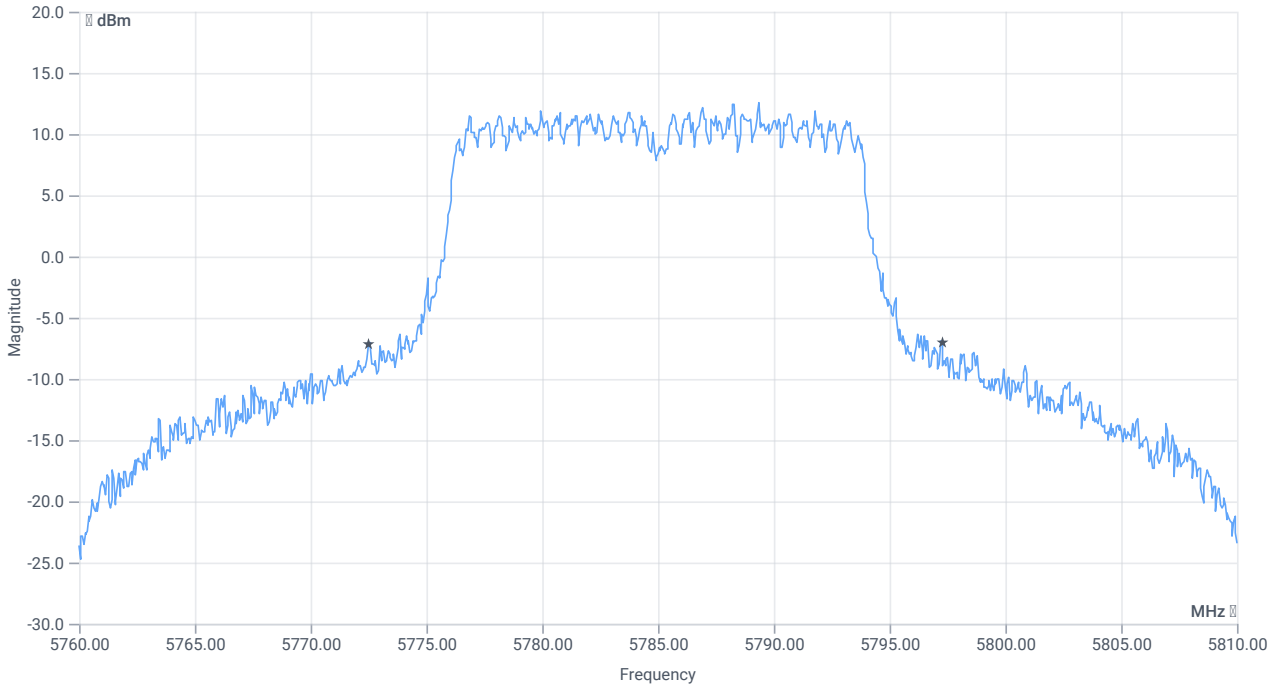

BW 20dB

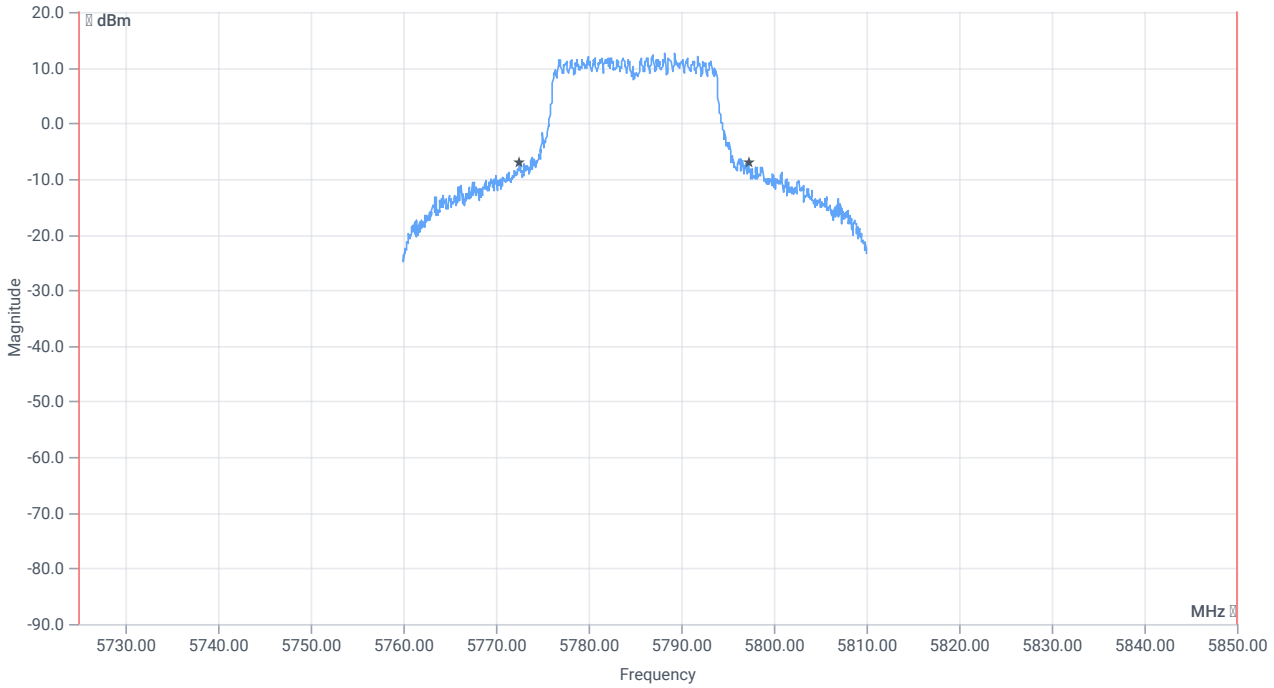

BW within Band 20dB

RESULT

DESCRIPTION	LOWER LIMIT	UPPER LIMIT	MEASURED	UNIT	VERDICT
Bandwidth 20dB	---	---	24.75	MHz	INFO
T1 20dB	5725.000000	---	5772.5000	MHz	PASS
T2 20dB	---	5850.000000	5797.2500	MHz	PASS

Verdict
PASS

FCC 15.407, ISED RSS247 # Minimum emission bandwidth ~ WLAN5Gx ac-VHT20 mode U-NII-3

References

TC start	18.01.2024 14:07:31
Ambit temp [°C] | humidity [rel%]	23.6 | 29
System version	4.7.1.5
Standard | Version	FCC 15.407, ISED RSS247 | NI
Method	KDB789033 D02, C.2.
Description	FCC 15.407 Min Emission Bandwidth - WLAN5Gx ac-VHT20 mode U-NII-3
Information	

EUT Common Settings WLAN5Gx

Number of Antenna Ports	2
User Interaction	No
Device Class UNII_1	Client
Limit W52 Japan	Standard

Test Parameter

Technology to test	WLAN5Gx ac-VHT20 mode
Antenna port used	2
Temperature	nom
Voltage	nom
Frequency low to test	False | Freq [MHz] 5745
Frequency mid to test	True | Freq [MHz] 5785
Frequency high to test	False | Freq [MHz] 5825
Auto control enabled power supply | Climatic Box	No | No
Additional path loss [dB]	1.4
Full path name | type	EUT - SignalingUnit - SpectrumAnalyzer

Equipment

Signal analyzer,Rohde&Schwarz,FSV-40,1307.9002K40/101042,3.70
Switch matrix,CTCadvanced,SPM-4 NI DAQ,28016133,NI

Test at TX 5785 MHz

RESULT: Reference Power cond.

DESCRIPTION	LOWER LIMIT	UPPER LIMIT	MEASURED	UNIT	VERDICT
Ref. Power 1MHz/1MHz cond.	---	---	16.63	dBm	INFO
Ref. Frequency	---	---	5777.610	MHz	INFO

READ SA SETTINGS:

RefLevel [dBm] | RefLevelOffset [dB] | InpAtt [dB]	28.63 | 16.8 | 30
Start [MHz] | Stop [MHz]	5760.000 | 5810.000
RBW [MHz] | VBW [MHz]	0.100000 | 0.300000
Detector | TraceMode	POS | MAXH
Sweep: time [ms] | count | points per Section | type	2 | 1500 | 1001 | SWE

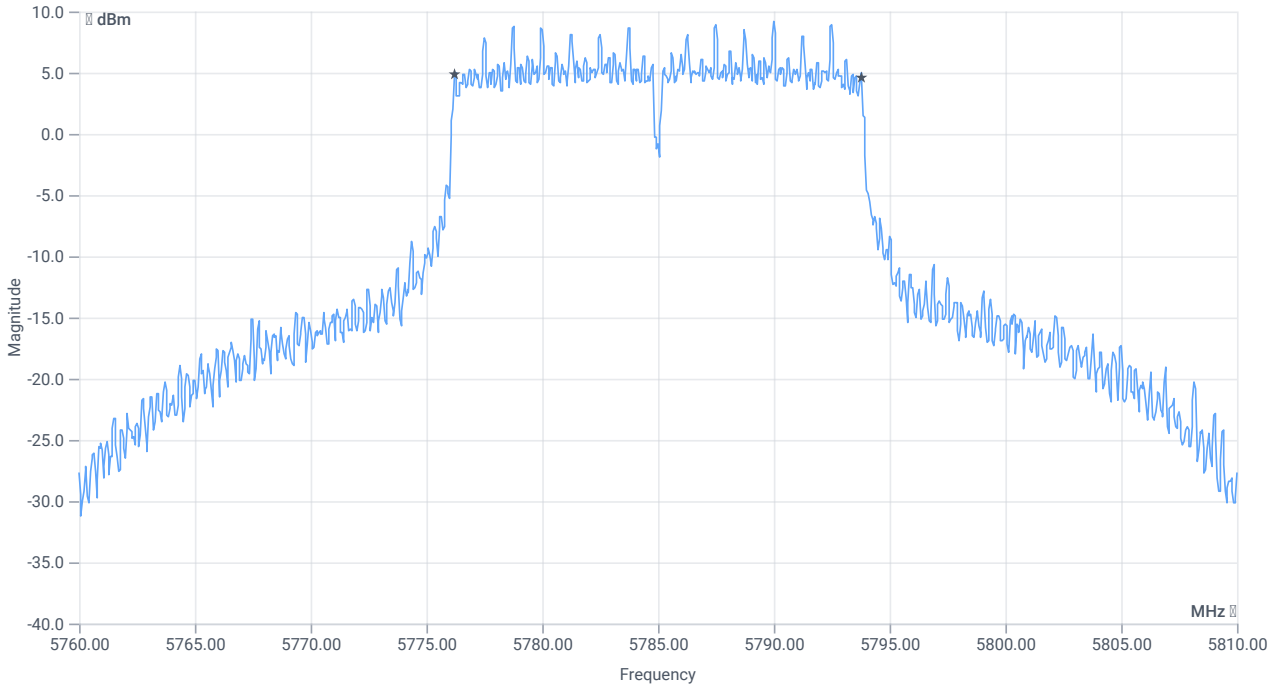

BW 6dB

RESULT

DESCRIPTION	LOWER LIMIT	UPPER LIMIT	MEASURED	UNIT	VERDICT
Bandwidth (6dB)	0.500	---	17.6	MHz	PASS

Verdict
PASS

FCC 15.407 # MIMO ∑ Max output power and psd ~ WLAN5Gx ac-VHT20 mode U-NII-3

References

TC start	18.01.2024 14:08:17
Ambit temp [°C] | humidity [rel%]	23.6 | 29
System version	4.7.1.5
Standard | Version	FCC 15.407 | NI
Method	
Description	MIMO ∑ FCC Power & psd - WLAN5Gx ac-VHT20 mode U-NII-3
Information	

EUT Common Settings WLAN5Gx

Number of Antenna Ports	2
User Interaction	No
Device Class UNII_1	Client
Limit W52 Japan	Standard

Test Parameter

Technology to test	WLAN5Gx ac-VHT20 mode
Antenna port used	several
Temperature	nom
Voltage	nom
Frequency low to test	False | Freq [MHz] 5745
Frequency mid to test	True | Freq [MHz] 5785
Frequency high to test	False | Freq [MHz] 5825
Auto control enabled power supply | Climatic Box	No | No
Additional path loss [dB]	1.4
Full path name | type	None

Equipment

Test at TX 5785 MHz

RESULT Power

DESCRIPTION	LOWER LIMIT	UPPER LIMIT	MEASURED	UNIT	VERDICT
Ant:1 Max Output Power DC corrected	---	---	20.31	dBm	INFO
Ant:1 BW 26dB	---	---	38.920	MHz	INFO
Ant:2 Max Output Power DC corrected	---	---	20.01	dBm	INFO
Ant:2 BW 26dB	---	---	39.920	MHz	INFO
∑ Limit absolute	---	30	23.17	dBm	PASS
∑ Limit: 11 dBm + 10 log 38.92	---	26.9	23.17	dBm	na

RESULT PSD

DESCRIPTION	LOWER LIMIT	UPPER LIMIT	MEASURED	UNIT	VERDICT
Ant:1 PSD	---	---	5.28	dBm/0.5MHz	INFO
Ant:2 PSD	---	---	5	dBm/0.5MHz	INFO
∑	---	30	8.15	dBm/0.5MHz	PASS

Verdict
PASS

FCC 15.407, ISED RSS247 # Emission mask (eirp) ~ WLAN5Gx ac-VHT20 mode U-NII-3

References

TC start	19.01.2024 13:52:51
Ambit temp [°C] | humidity [rel%]	22.8 | 26
System version	4.7.1.5
Standard | Version	FCC 15.407, ISED RSS247 | NI
Method	NI
Description	FCC 15.407 Emission mask - WLAN5Gx ac-VHT20 mode U-NII-3
Information	

EUT Common Settings WLAN5Gx

Number of Antenna Ports	2
User Interaction	No
Device Class UNII_1	Client
Limit W52 Japan	Standard

Test Parameter

Technology to test	WLAN5Gx ac-VHT20 mode
Antenna port used	1
Temperature	nom
Voltage	nom
Frequency low to test	False | Freq [MHz] 5745
Frequency mid to test	True | Freq [MHz] 5785
Frequency high to test	False | Freq [MHz] 5825
Auto control enabled power supply | Climatic Box	No | No
Additional path loss [dB]	3.4
Full path name | type	EUT - SignalingUnit - SpectrumAnalyzer

Equipment

Signal analyzer,Rohde&Schwarz,FSV-40,1307.9002K40/101042,3.70
Switch matrix,CTCadvanced,SPM-4 NI DAQ,28016133,NI

Test at TX 5785 MHz

RESULT: Reference Power cond.

DESCRIPTION	LOWER LIMIT	UPPER LIMIT	MEASURED	UNIT	VERDICT
Ref. Power 1MHz/1MHz cond.	---	---	18.56	dBm	INFO
Ref. Frequency	---	---	5779.610	MHz	INFO

Antenna gain

Considered antenna gain [dBi]:	2 / max found in range 5625 to 5950 MHz

READ SA SETTINGS:

RefLevel [dBm] | RefLevelOffset [dB] | InpAtt [dB]	21.56 | 18.8 | 20
Start [MHz] | Stop [MHz]	5625.000 | 5950.000
RBW [MHz] | VBW [MHz]	1.000000 | 3.000000
Detector | TraceMode	POS | MAXH
Sweep: time [ms] | count | points per Section | type	1 | 2500 | 1001 | SWE

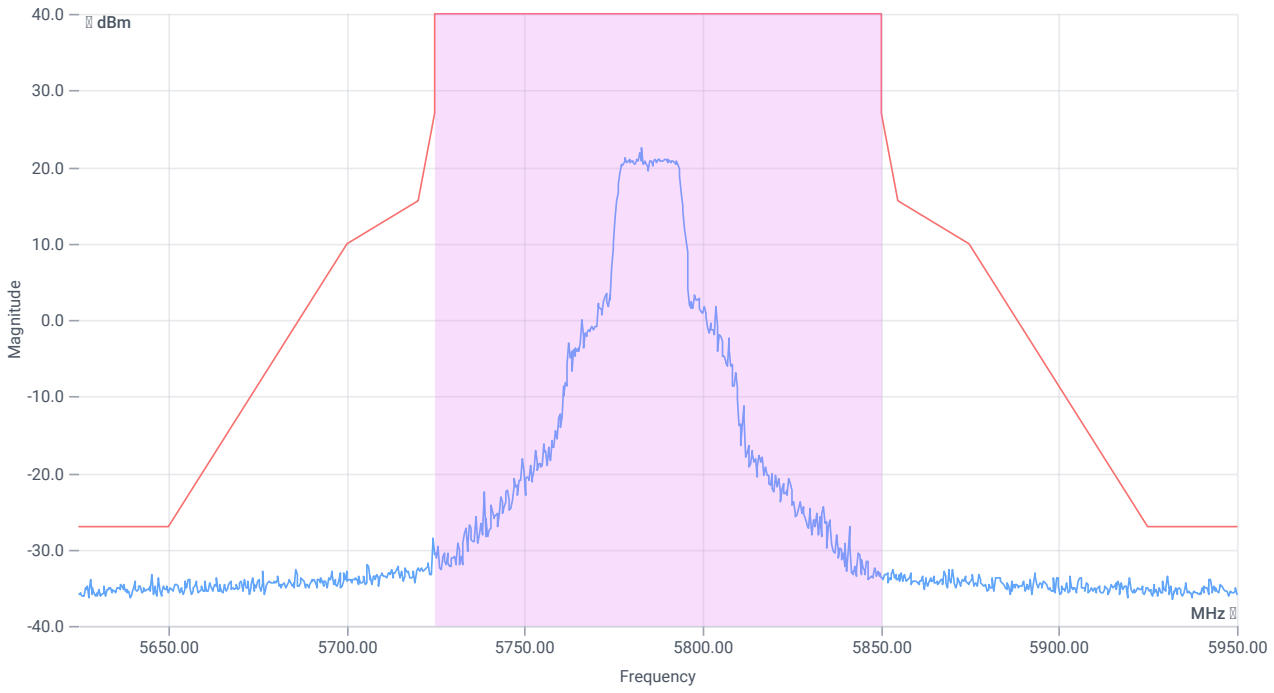

Emission Mask (e.i.r.p)

RESULT

DESCRIPTION	LOWER LIMIT	UPPER LIMIT	MEASURED	UNIT	VERDICT

Verdict
PASS

FCC 15.407, ISED RSS247 # Emission mask (eirp) ~ WLAN5Gx ac-VHT20 mode U-NII-3

References

TC start	19.01.2024 13:53:28
Ambit temp [°C] | humidity [rel%]	22.8 | 26
System version	4.7.1.5
Standard | Version	FCC 15.407, ISED RSS247 | NI
Method	NI
Description	FCC 15.407 Emission mask - WLAN5Gx ac-VHT20 mode U-NII-3
Information	

EUT Common Settings WLAN5Gx

Number of Antenna Ports	2
User Interaction	No
Device Class UNII_1	Client
Limit W52 Japan	Standard

Test Parameter

Technology to test	WLAN5Gx ac-VHT20 mode
Antenna port used	2
Temperature	nom
Voltage	nom
Frequency low to test	False | Freq [MHz] 5745
Frequency mid to test	True | Freq [MHz] 5785
Frequency high to test	False | Freq [MHz] 5825
Auto control enabled power supply | Climatic Box	No | No
Additional path loss [dB]	3.4
Full path name | type	EUT - SignalingUnit - SpectrumAnalyzer

Equipment

Signal analyzer,Rohde&Schwarz,FSV-40,1307.9002K40/101042,3.70
Switch matrix,CTCadvanced,SPM-4 NI DAQ,28016133,NI

Test at TX 5785 MHz

RESULT: Reference Power cond.

DESCRIPTION	LOWER LIMIT	UPPER LIMIT	MEASURED	UNIT	VERDICT
Ref. Power 1MHz/1MHz cond.	---	---	18.84	dBm	INFO
Ref. Frequency	---	---	5788.400	MHz	INFO

Antenna gain

Considered antenna gain [dBi]:	2 / max found in range 5625 to 5950 MHz

READ SA SETTINGS:

RefLevel [dBm] | RefLevelOffset [dB] | InpAtt [dB]	21.84 | 18.8 | 20
Start [MHz] | Stop [MHz]	5625.000 | 5950.000
RBW [MHz] | VBW [MHz]	1.000000 | 3.000000
Detector | TraceMode	POS | MAXH
Sweep: time [ms] | count | points per Section | type	1 | 2500 | 1001 | SWE

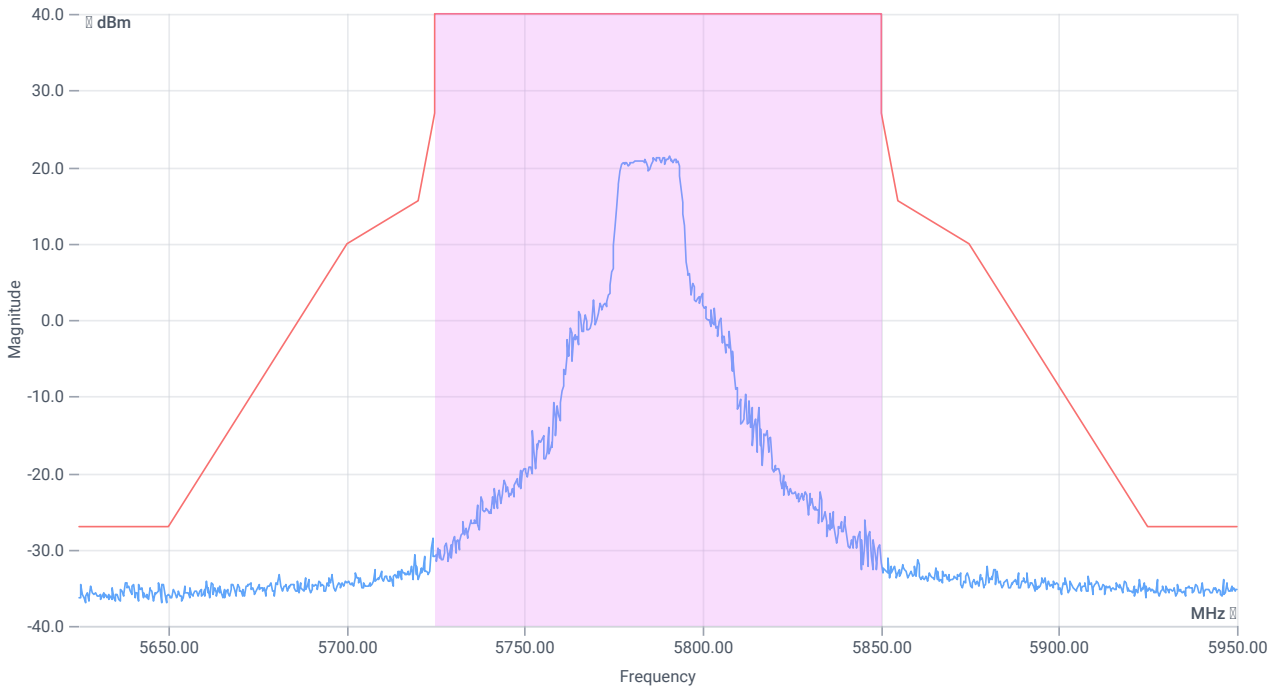

Emission Mask (e.i.r.p)

RESULT

DESCRIPTION	LOWER LIMIT	UPPER LIMIT	MEASURED	UNIT	VERDICT

Verdict
PASS

FCC 15.407 # Max output power and psd ~ WLAN5Gx ac-VHT20 mode U-NII-3

References

TC start	18.01.2024 14:09:08
Ambit temp [°C] | humidity [rel%]	23.6 | 29
System version	4.7.1.5
Standard | Version	FCC 15.407 | NI
Method	KDB789033 D02, F., E.2.e.
Description	FCC 15.407 Max Output Power & PSD - WLAN5Gx ac-VHT20 mode U-NII-3
Information	

EUT Common Settings WLAN5Gx

Number of Antenna Ports	2
User Interaction	No
Device Class UNII_1	Client
Limit W52 Japan	Standard

Test Parameter

Technology to test	WLAN5Gx ac-VHT20 mode
Antenna port used	1
Temperature	nom
Voltage	nom
Frequency low to test	False | Freq [MHz] 5745
Frequency mid to test	False | Freq [MHz] 5785
Frequency high to test	True | Freq [MHz] 5825
Auto control enabled power supply | Climatic Box	No | No
Additional path loss [dB]	1.4
Full path name | type	EUT - SignalingUnit - SpectrumAnalyzer

Equipment

Signal analyzer,Rohde&Schwarz,FSV-40,1307.9002K40/101042,3.70
Switch matrix,CTCadvanced,SPM-4 NI DAQ,28016133,NI

Test at TX 5825 MHz

RESULT: Reference Power cond.

DESCRIPTION	LOWER LIMIT	UPPER LIMIT	MEASURED	UNIT	VERDICT
Ref. Power 1MHz/1MHz cond.	---	---	15.67	dBm	INFO
Ref. Frequency	---	---	5829.400	MHz	INFO

Evaluation max. Duty Cycle

Duty Cycle evaluation

DESCRIPTION	LOWER LIMIT	UPPER LIMIT	MEASURED	UNIT	VERDICT
No enough Bursts detected, Duty Cycle Burst Ratio set to 1					
Duty Cycle (Burst Ratio) max	---	---	1	---	INFO
Duty Cycle max	---	---	0	dB	INFO
Duty Cycle (Burst Ratio) min	---	---	1	---	INFO
Duty Cycle min	---	---	0	dB	INFO

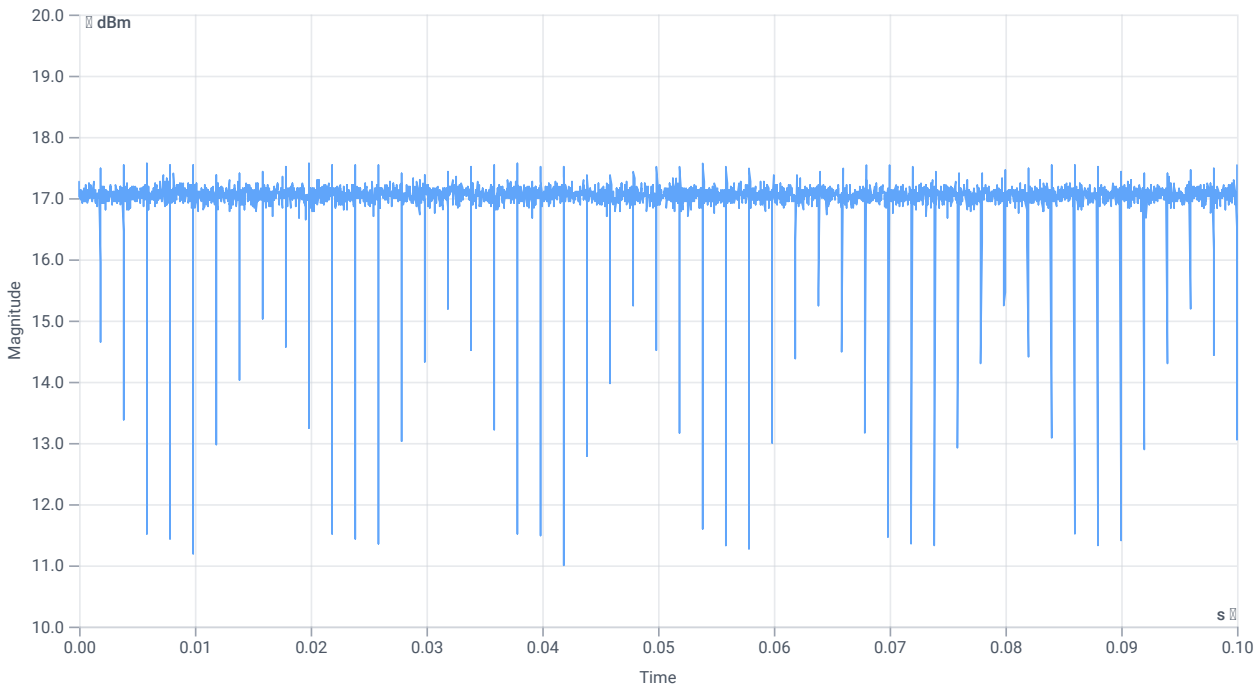

Duty cycle

Evaluation Bandwidth

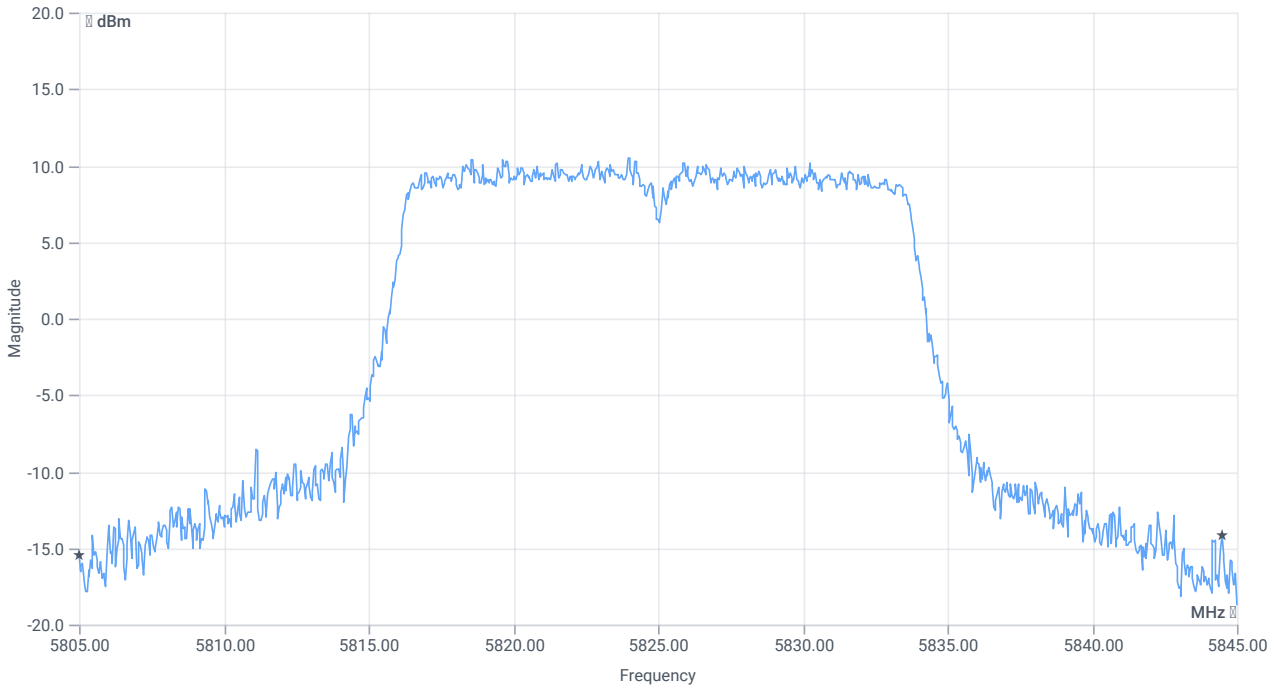

BW 26dB

RESULT

DESCRIPTION	LOWER LIMIT	UPPER LIMIT	MEASURED	UNIT	VERDICT
Bandwidth 26dB	---	---	39.48	MHz	INFO
T1 26dB	---	---	5805.0000	MHz	INFO
T2 26dB	---	---	5844.4800	MHz	INFO

Maximum Output Power

READ SA SETTINGS:

RefLevel [dBm] | RefLevelOffset [dB] | InpAtt [dB]	27.67 | 16.78 | 25
Start [MHz] | Stop [MHz]	5805.000 | 5845.000
RBW [MHz] | VBW [MHz]	1.000000 | 3.000000
Detector | TraceMode	RMS | MAXH
Sweep: time [ms] | count | points per Section | type	53700 | 1 | 161 | SWE

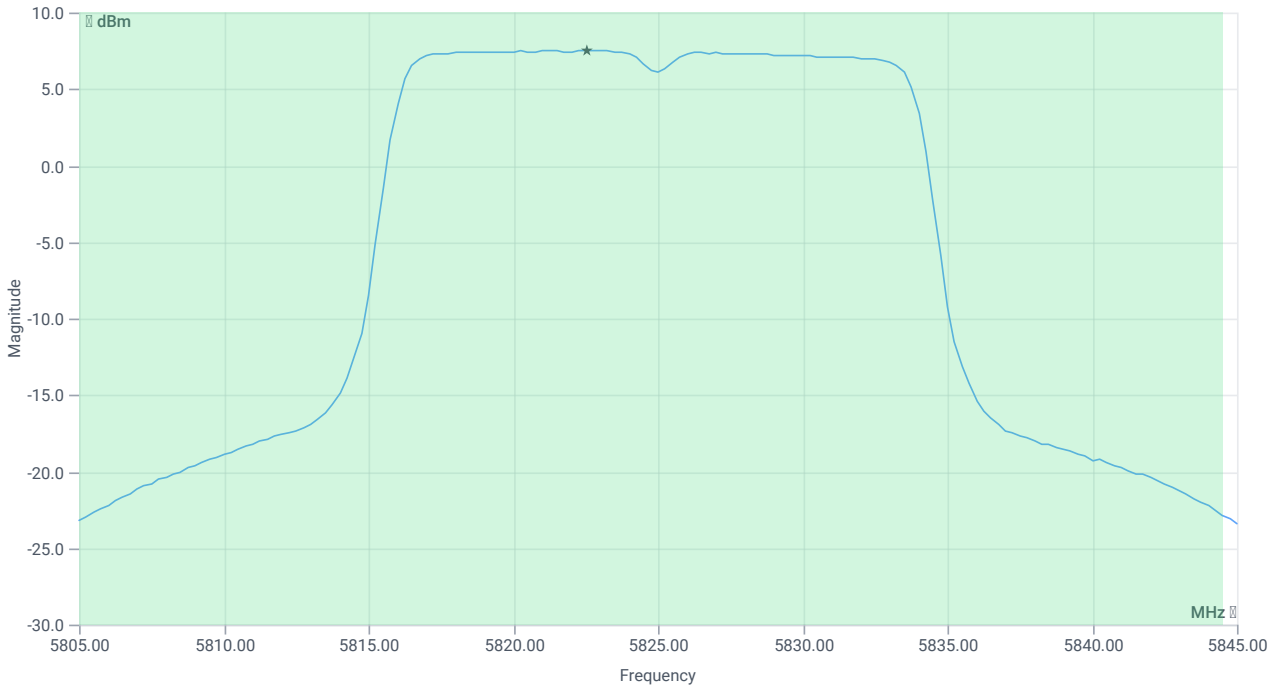

Max OP and PSD

RESULT

DESCRIPTION	LOWER LIMIT	UPPER LIMIT	MEASURED	UNIT	VERDICT
Max Output Power	---	---	19.47	dBm	INFO
Duty Cycle Correction	---	---	0	dB	INFO
Limit absolute					
Max Output Power DC corrected	---	30	19.47	dBm	PASS
Limit: 11 dBm + 10 log 39.48					
Max Output Power DC corrected	---	26.96	19.47	dBm	na

Power Spectral Density U-NII-3

READ SA SETTINGS:

RefLevel [dBm] | RefLevelOffset [dB] | InpAtt [dB]	27.67 | 16.78 | 30
Start [MHz] | Stop [MHz]	5805.000 | 5845.000
RBW [MHz] | VBW [MHz]	0.500000 | 3.000000
Detector | TraceMode	RMS | MAXH
Sweep: time [ms] | count | points per Section | type	53700 | 1 | 161 | SWE

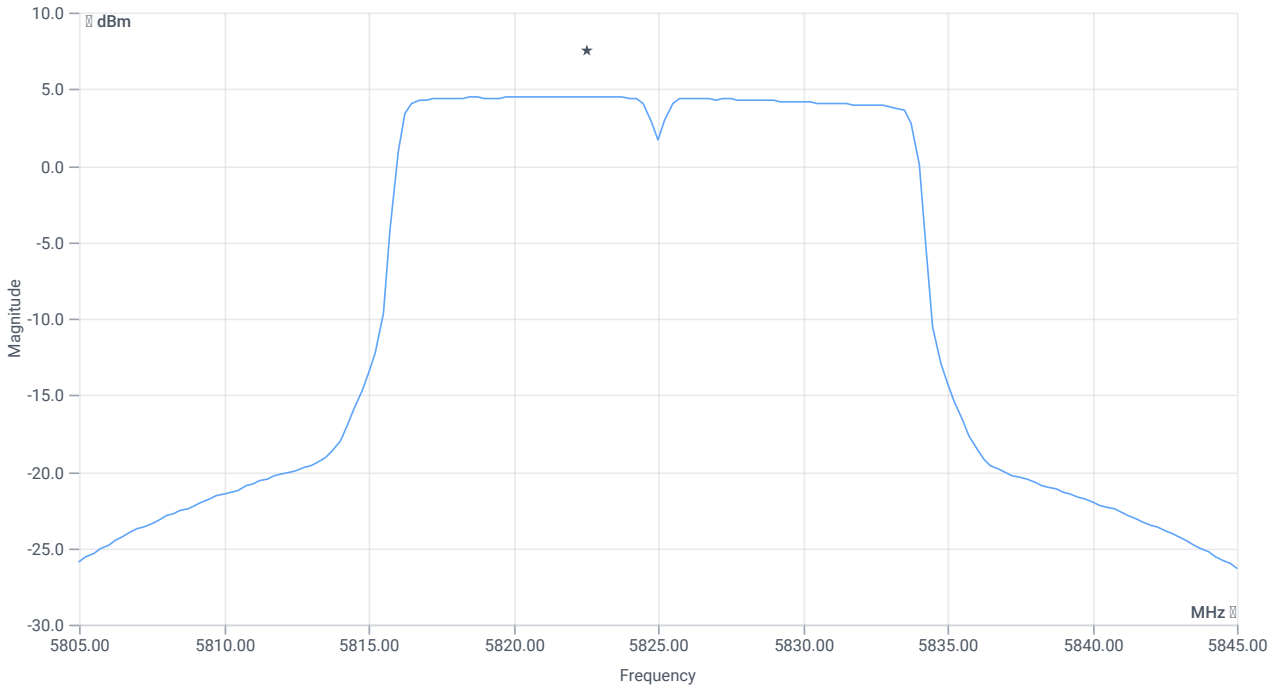

PSD UNII-3

RESULT

DESCRIPTION	LOWER LIMIT	UPPER LIMIT	MEASURED	UNIT	VERDICT
Power Spectral Density	---	---	4.52	dBm/0.5MHz	INFO
Duty Cycle Correction	---	---	0	dB	INFO
Power Spectral Density DC corrected	---	30	4.52	dBm/0.5MHz	PASS

Verdict
PASS

FCC 15.407, ISED RSS247 # Bandwidths 99PCT and 20dB ~ WLAN5Gx ac-VHT20 mode U-NII-3

References

TC start	18.01.2024 14:11:33
Ambit temp [°C] | humidity [rel%]	23.8 | 29
System version	4.7.1.5
Standard | Version	FCC 15.407, ISED RSS247 | NI
Method	26dB Bandwidth KDB789033 D02, C.1 / ISED RSS-GEN
Description	FCC 15.407 Bandwidths - WLAN5Gx ac-VHT20 mode U-NII-3
Information	

EUT Common Settings WLAN5Gx

Number of Antenna Ports	2
User Interaction	No
Device Class UNII_1	Client
Limit W52 Japan	Standard

Test Parameter

Technology to test	WLAN5Gx ac-VHT20 mode
Antenna port used	1
Temperature	nom
Voltage	nom
Frequency low to test	False | Freq [MHz] 5745
Frequency mid to test	False | Freq [MHz] 5785
Frequency high to test	True | Freq [MHz] 5825
Auto control enabled power supply | Climatic Box	No | No
Additional path loss [dB]	1.4
Full path name | type	EUT - SignalingUnit - SpectrumAnalyzer

Equipment

Signal analyzer,Rohde&Schwarz,FSV-40,1307.9002K40/101042,3.70
Switch matrix,CTCadvanced,SPM-4 NI DAQ,28016133,NI

Test at TX 5825 MHz

RESULT: Reference Power cond.

DESCRIPTION	LOWER LIMIT	UPPER LIMIT	MEASURED	UNIT	VERDICT
Ref. Power 1MHz/1MHz cond.	---	---	15.76	dBm	INFO
Ref. Frequency	---	---	5822.000	MHz	INFO

READ SA SETTINGS:

RefLevel [dBm] | RefLevelOffset [dB] | InpAtt [dB]	23.76 | 16.78 | 25
Start [MHz] | Stop [MHz]	5800.000 | 5850.000
RBW [MHz] | VBW [MHz]	0.300000 | 1.000000
Detector | TraceMode	POS | MAXH
Sweep: time [ms] | count | points per Section | type	1 | 2500 | 1001 | SWE

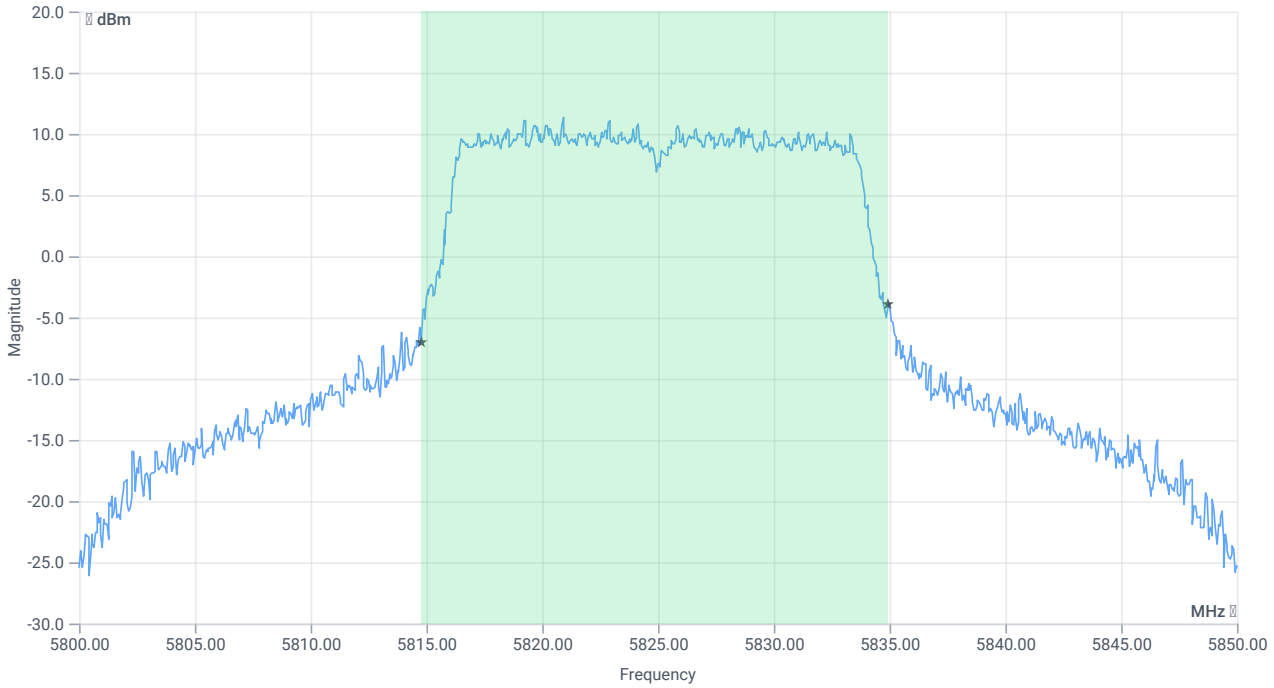

BW 99PCT

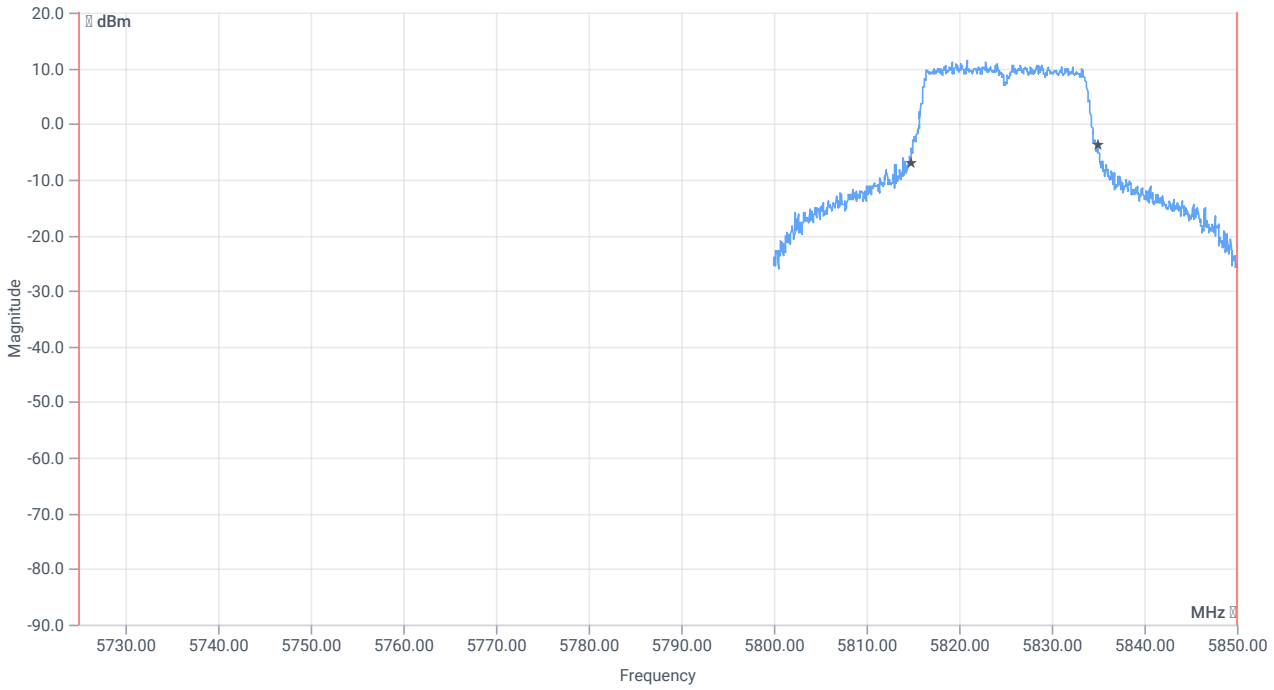

BW within Band 99PCT

RESULT

DESCRIPTION	LOWER LIMIT	UPPER LIMIT	MEASURED	UNIT	VERDICT
Bandwidth 99%	---	---	20.18	MHz	INFO
T1 99%	5725.000000	---	5814.7602	MHz	PASS
T2 99%	---	5850.000000	5834.9401	MHz	PASS

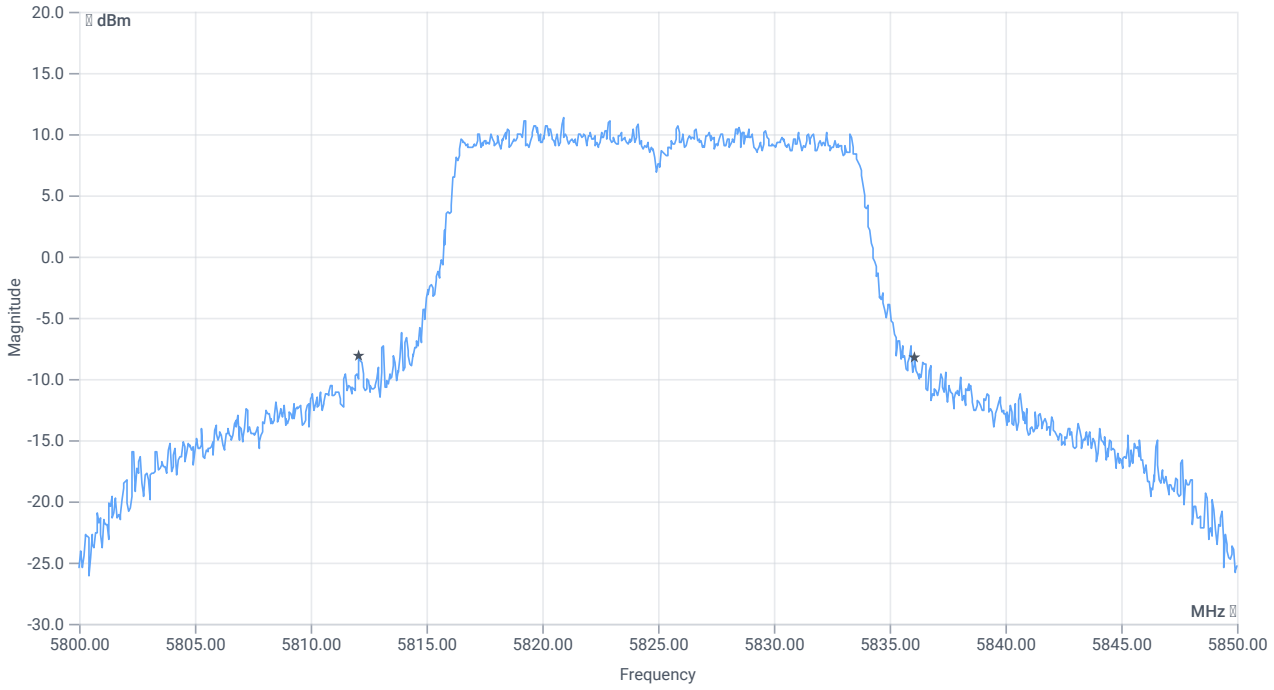

BW 20dB

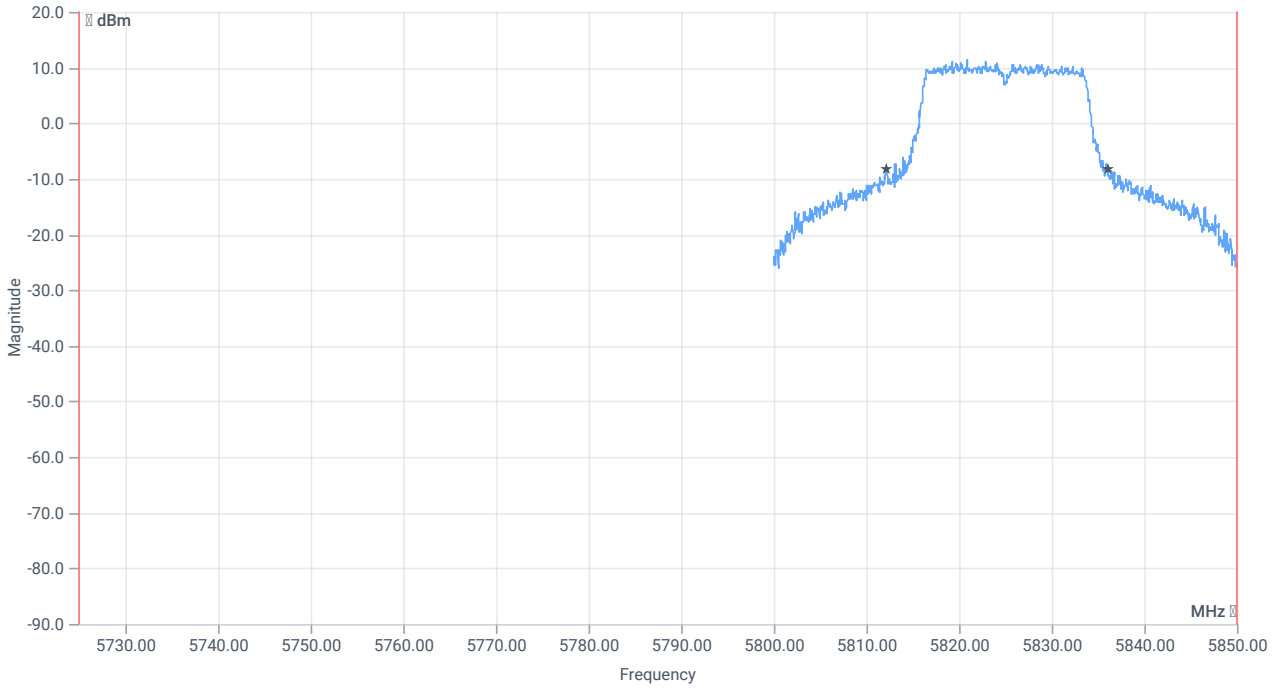

BW within Band 20dB

RESULT

DESCRIPTION	LOWER LIMIT	UPPER LIMIT	MEASURED	UNIT	VERDICT
Bandwidth 20dB	---	---	24	MHz	INFO
T1 20dB	5725.000000	---	5812.1000	MHz	PASS
T2 20dB	---	5850.000000	5836.1000	MHz	PASS

Verdict
PASS

FCC 15.407, ISED RSS247 # Minimum emission bandwidth ~ WLAN5Gx ac-VHT20 mode U-NII-3

References

TC start	18.01.2024 14:12:10
Ambit temp [°C] | humidity [rel%]	23.8 | 29
System version	4.7.1.5
Standard | Version	FCC 15.407, ISED RSS247 | NI
Method	KDB789033 D02, C.2.
Description	FCC 15.407 Min Emission Bandwidth - WLAN5Gx ac-VHT20 mode U-NII-3
Information	

EUT Common Settings WLAN5Gx

Number of Antenna Ports	2
User Interaction	No
Device Class UNII_1	Client
Limit W52 Japan	Standard

Test Parameter

Technology to test	WLAN5Gx ac-VHT20 mode
Antenna port used	1
Temperature	nom
Voltage	nom
Frequency low to test	False | Freq [MHz] 5745
Frequency mid to test	False | Freq [MHz] 5785
Frequency high to test	True | Freq [MHz] 5825
Auto control enabled power supply | Climatic Box	No | No
Additional path loss [dB]	1.4
Full path name | type	EUT - SignalingUnit - SpectrumAnalyzer

Equipment

Signal analyzer,Rohde&Schwarz,FSV-40,1307.9002K40/101042,3.70
Switch matrix,CTCadvanced,SPM-4 NI DAQ,28016133,NI

Test at TX 5825 MHz

RESULT: Reference Power cond.

DESCRIPTION	LOWER LIMIT	UPPER LIMIT	MEASURED	UNIT	VERDICT
Ref. Power 1MHz/1MHz cond.	---	---	15.00	dBm	INFO
Ref. Frequency	---	---	5821.800	MHz	INFO

READ SA SETTINGS:

RefLevel [dBm] | RefLevelOffset [dB] | InpAtt [dB]	27.00 | 16.78 | 30
Start [MHz] | Stop [MHz]	5800.000 | 5850.000
RBW [MHz] | VBW [MHz]	0.100000 | 0.300000
Detector | TraceMode	POS | MAXH
Sweep: time [ms] | count | points per Section | type	2 | 1500 | 1001 | SWE

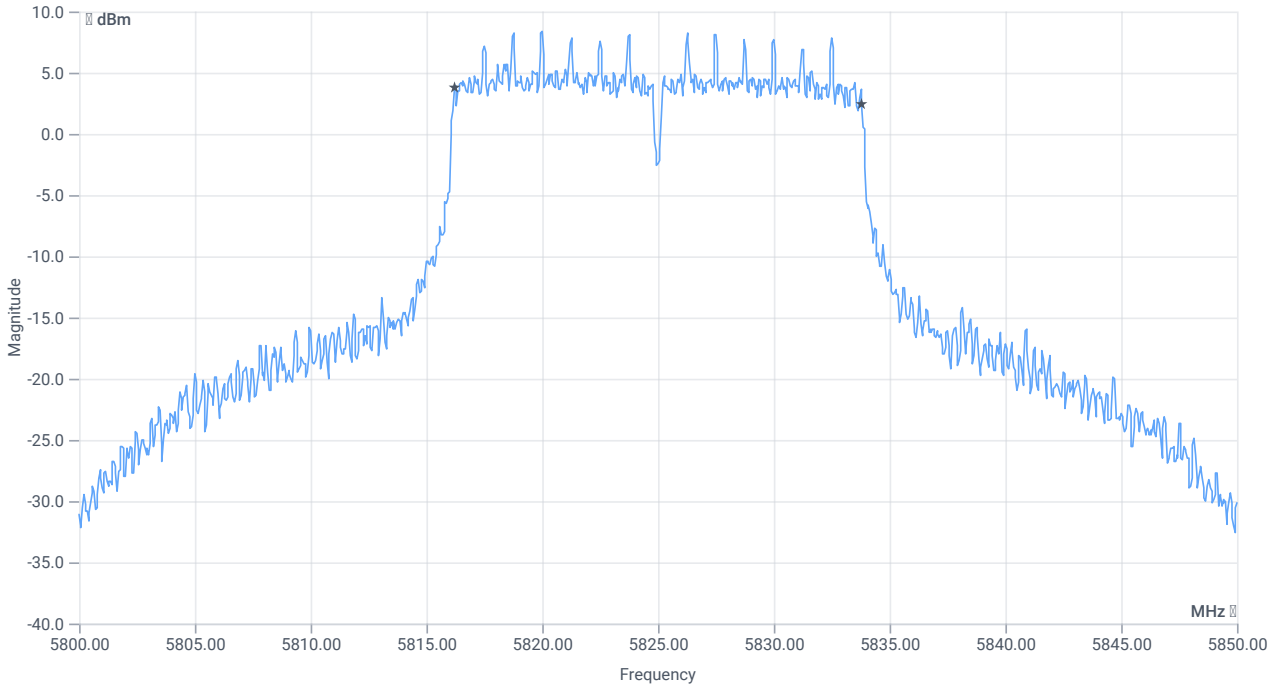

BW 6dB

RESULT

DESCRIPTION	LOWER LIMIT	UPPER LIMIT	MEASURED	UNIT	VERDICT
Bandwidth (6dB)	0.500	---	17.6	MHz	PASS

Verdict
PASS

FCC 15.407 # Max output power and psd ~ WLAN5Gx ac-VHT20 mode U-NII-3

References

TC start	18.01.2024 14:12:44
Ambit temp [°C] | humidity [rel%]	23.8 | 29
System version	4.7.1.5
Standard | Version	FCC 15.407 | NI
Method	KDB789033 D02, F., E.2.e.
Description	FCC 15.407 Max Output Power & PSD - WLAN5Gx ac-VHT20 mode U-NII-3
Information	

EUT Common Settings WLAN5Gx

Number of Antenna Ports	2
User Interaction	No
Device Class UNII_1	Client
Limit W52 Japan	Standard

Test Parameter

Technology to test	WLAN5Gx ac-VHT20 mode
Antenna port used	2
Temperature	nom
Voltage	nom
Frequency low to test	False | Freq [MHz] 5745
Frequency mid to test	False | Freq [MHz] 5785
Frequency high to test	True | Freq [MHz] 5825
Auto control enabled power supply | Climatic Box	No | No
Additional path loss [dB]	1.4
Full path name | type	EUT - SignalingUnit - SpectrumAnalyzer

Equipment

Signal analyzer,Rohde&Schwarz,FSV-40,1307.9002K40/101042,3.70
Switch matrix,CTCadvanced,SPM-4 NI DAQ,28016133,NI

Test at TX 5825 MHz

RESULT: Reference Power cond.

DESCRIPTION	LOWER LIMIT	UPPER LIMIT	MEASURED	UNIT	VERDICT
Ref. Power 1MHz/1MHz cond.	---	---	16.89	dBm	INFO
Ref. Frequency	---	---	5826.000	MHz	INFO

Evaluation max. Duty Cycle

Duty Cycle evaluation

DESCRIPTION	LOWER LIMIT	UPPER LIMIT	MEASURED	UNIT	VERDICT
No enough Bursts detected, Duty Cycle Burst Ratio set to 1					
Duty Cycle (Burst Ratio) max	---	---	1	---	INFO
Duty Cycle max	---	---	0	dB	INFO
Duty Cycle (Burst Ratio) min	---	---	1	---	INFO
Duty Cycle min	---	---	0	dB	INFO

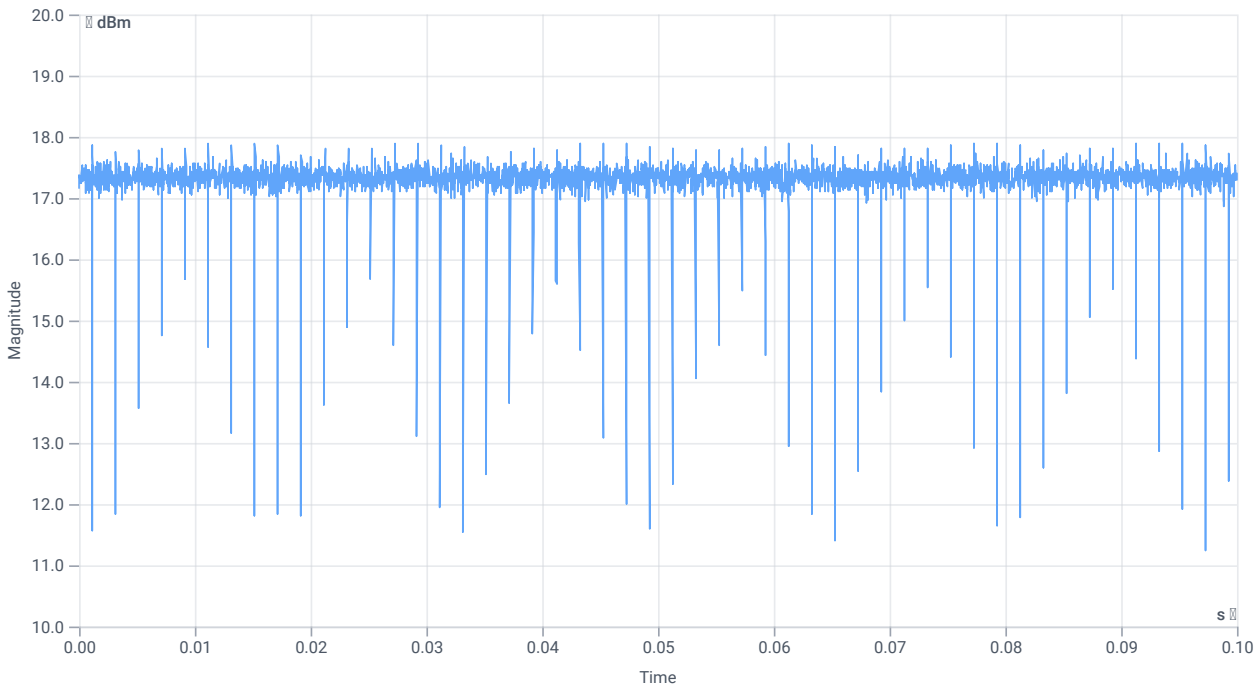

Duty cycle

Evaluation Bandwidth

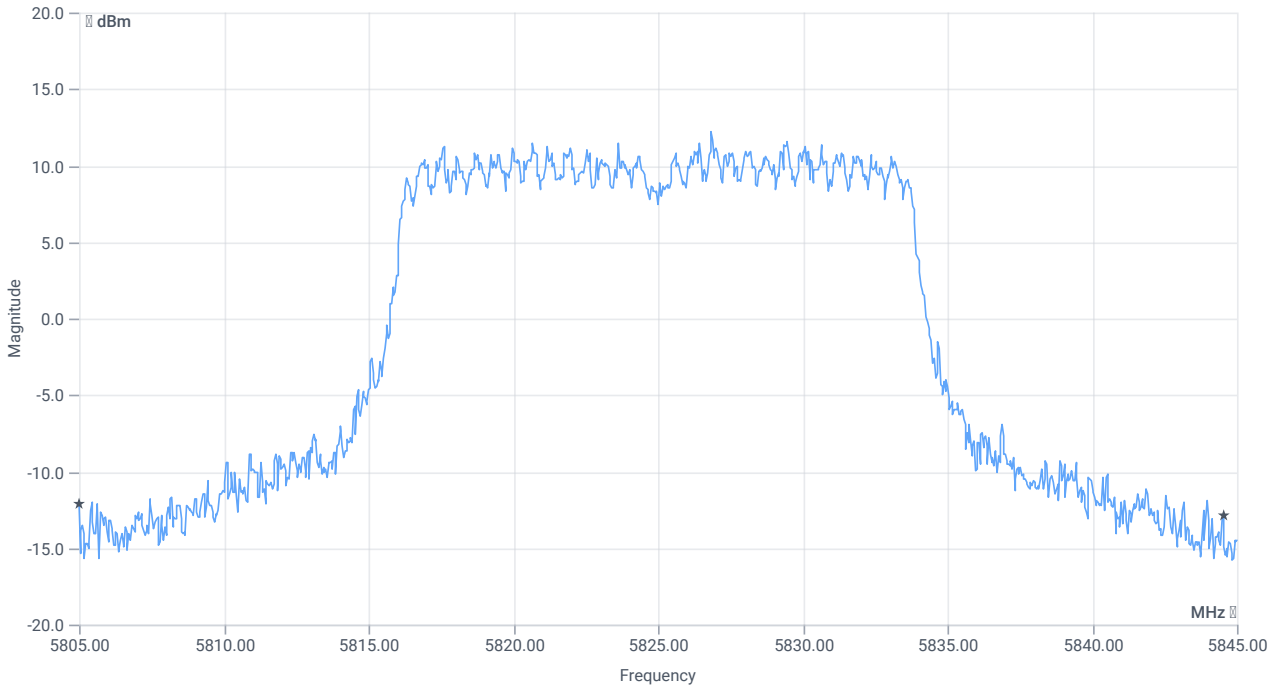

BW 26dB

RESULT

DESCRIPTION	LOWER LIMIT	UPPER LIMIT	MEASURED	UNIT	VERDICT
Bandwidth 26dB	---	---	39.52	MHz	INFO
T1 26dB	---	---	5805.0000	MHz	INFO
T2 26dB	---	---	5844.5200	MHz	INFO

Maximum Output Power

READ SA SETTINGS:

RefLevel [dBm] | RefLevelOffset [dB] | InpAtt [dB]	28.89 | 16.78 | 30
Start [MHz] | Stop [MHz]	5805.000 | 5845.000
RBW [MHz] | VBW [MHz]	1.000000 | 3.000000
Detector | TraceMode	RMS | MAXH
Sweep: time [ms] | count | points per Section | type	53700 | 1 | 161 | SWE

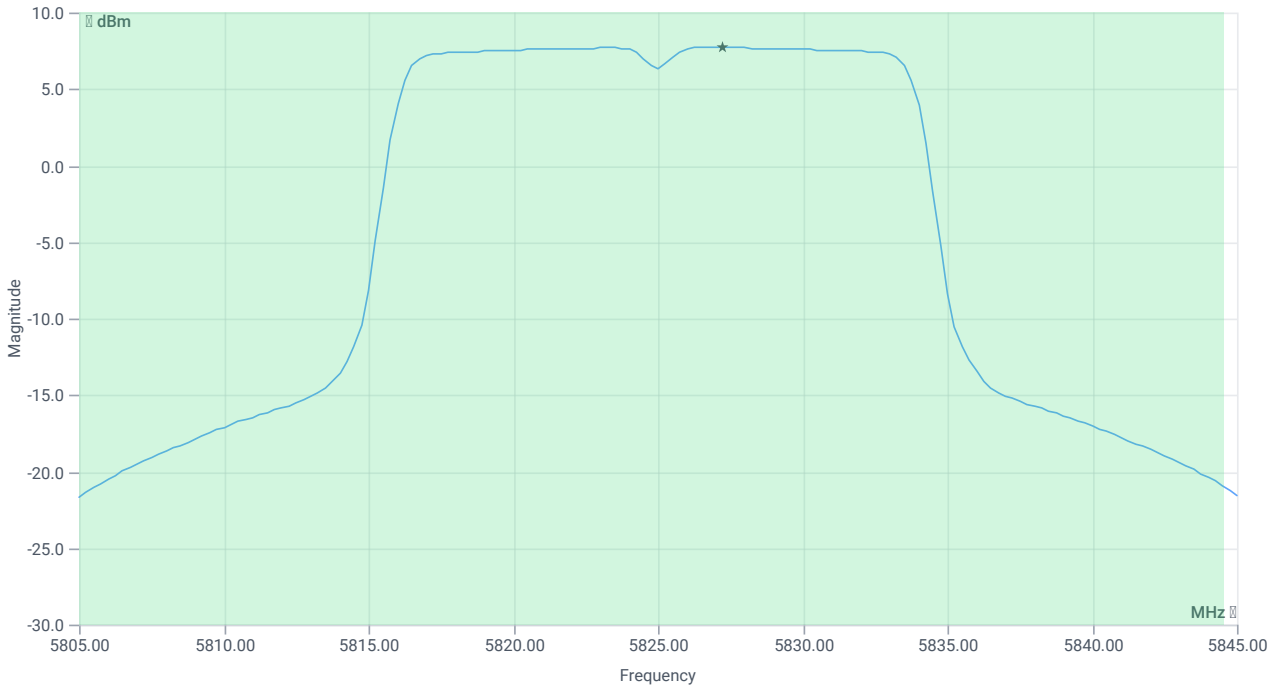

Max OP and PSD

RESULT

DESCRIPTION	LOWER LIMIT	UPPER LIMIT	MEASURED	UNIT	VERDICT
Max Output Power	---	---	19.74	dBm	INFO
Duty Cycle Correction	---	---	0	dB	INFO
Limit absolute					
Max Output Power DC corrected	---	30	19.74	dBm	PASS
Limit: 11 dBm + 10 log 39.52					
Max Output Power DC corrected	---	26.97	19.74	dBm	na

Power Spectral Density U-NII-3

READ SA SETTINGS:

RefLevel [dBm] | RefLevelOffset [dB] | InpAtt [dB]	28.89 | 16.78 | 30
Start [MHz] | Stop [MHz]	5805.000 | 5845.000
RBW [MHz] | VBW [MHz]	0.500000 | 3.000000
Detector | TraceMode	RMS | MAXH
Sweep: time [ms] | count | points per Section | type	53700 | 1 | 161 | SWE

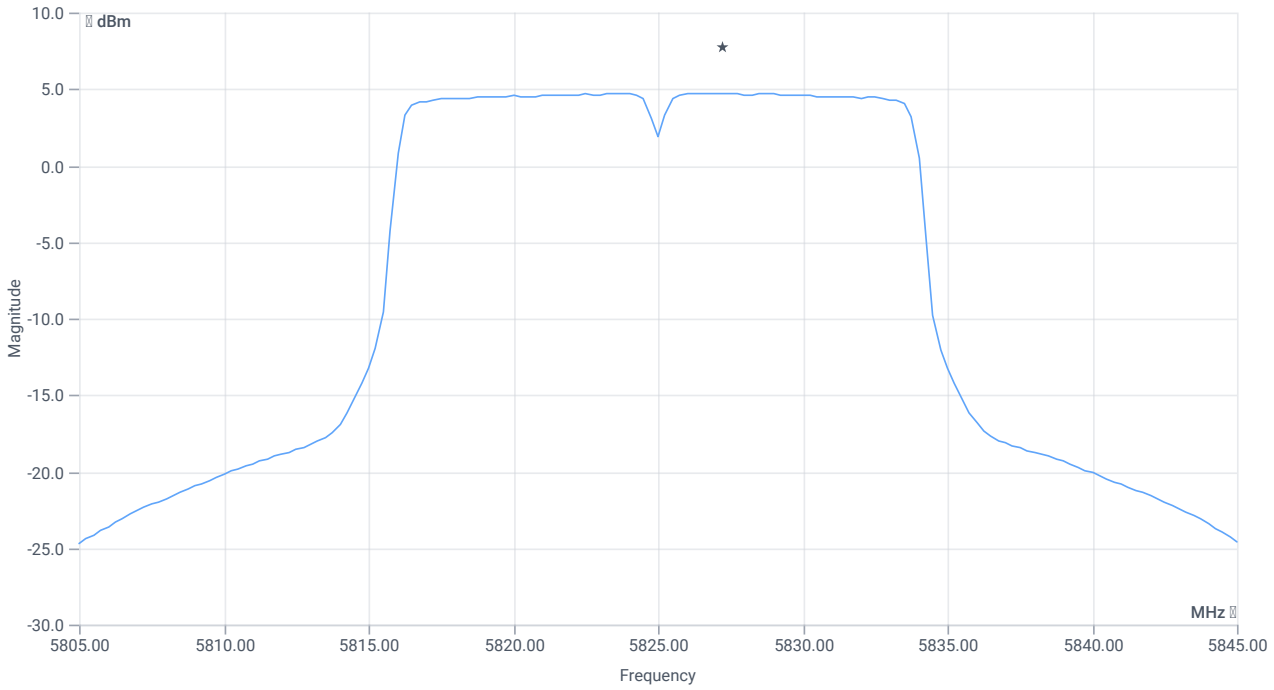

PSD UNII-3

RESULT

DESCRIPTION	LOWER LIMIT	UPPER LIMIT	MEASURED	UNIT	VERDICT
Power Spectral Density	---	---	4.72	dBm/0.5MHz	INFO
Duty Cycle Correction	---	---	0	dB	INFO
Power Spectral Density DC corrected	---	30	4.72	dBm/0.5MHz	PASS

Verdict
PASS

FCC 15.407, ISED RSS247 # Bandwidths 99PCT and 20dB ~ WLAN5Gx ac-VHT20 mode U-NII-3

References

TC start	18.01.2024 14:15:10
Ambit temp [°C] | humidity [rel%]	23.7 | 29
System version	4.7.1.5
Standard | Version	FCC 15.407, ISED RSS247 | NI
Method	26dB Bandwidth KDB789033 D02, C.1 / ISED RSS-GEN
Description	FCC 15.407 Bandwidths - WLAN5Gx ac-VHT20 mode U-NII-3
Information	

EUT Common Settings WLAN5Gx

Number of Antenna Ports	2
User Interaction	No
Device Class UNII_1	Client
Limit W52 Japan	Standard

Test Parameter

Technology to test	WLAN5Gx ac-VHT20 mode
Antenna port used	2
Temperature	nom
Voltage	nom
Frequency low to test	False | Freq [MHz] 5745
Frequency mid to test	False | Freq [MHz] 5785
Frequency high to test	True | Freq [MHz] 5825
Auto control enabled power supply | Climatic Box	No | No
Additional path loss [dB]	1.4
Full path name | type	EUT - SignalingUnit - SpectrumAnalyzer

Equipment

Signal analyzer,Rohde&Schwarz,FSV-40,1307.9002K40/101042,3.70
Switch matrix,CTCadvanced,SPM-4 NI DAQ,28016133,NI

Test at TX 5825 MHz

RESULT: Reference Power cond.

DESCRIPTION	LOWER LIMIT	UPPER LIMIT	MEASURED	UNIT	VERDICT
Ref. Power 1MHz/1MHz cond.	---	---	16.09	dBm	INFO
Ref. Frequency	---	---	5828.800	MHz	INFO

READ SA SETTINGS:

RefLevel [dBm] | RefLevelOffset [dB] | InpAtt [dB]	24.09 | 16.78 | 25
Start [MHz] | Stop [MHz]	5800.000 | 5850.000
RBW [MHz] | VBW [MHz]	0.300000 | 1.000000
Detector | TraceMode	POS | MAXH
Sweep: time [ms] | count | points per Section | type	1 | 2500 | 1001 | SWE

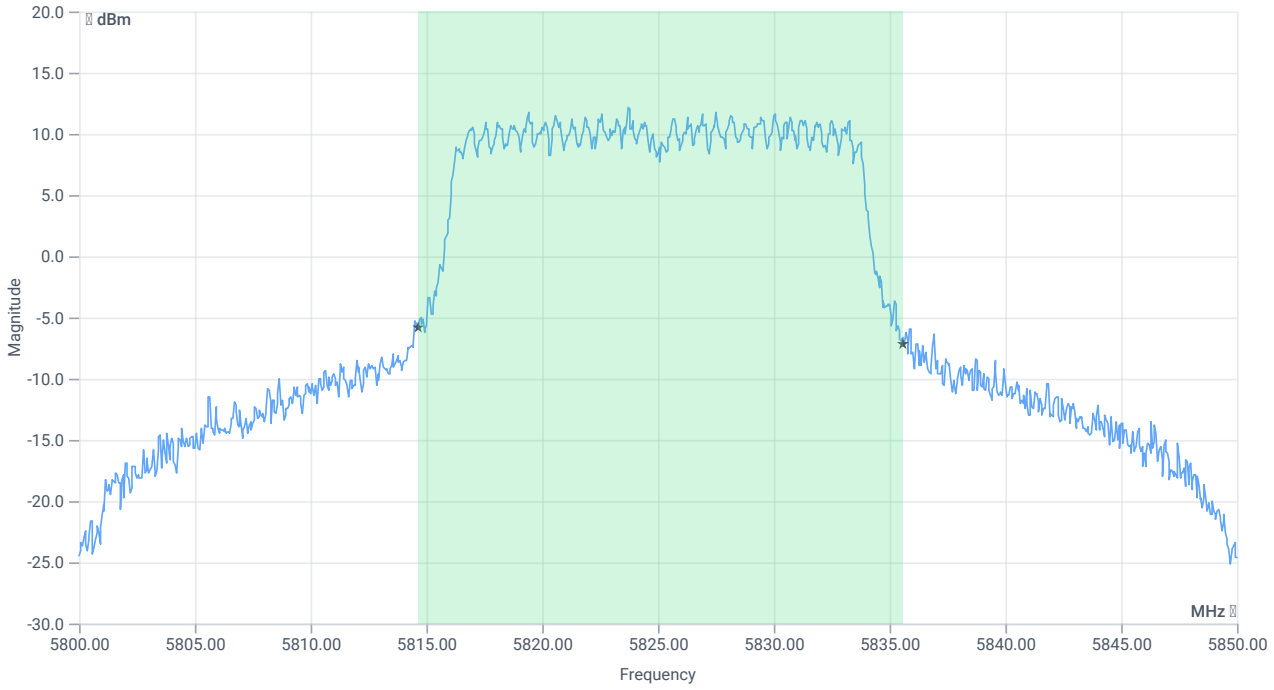

BW 99PCT

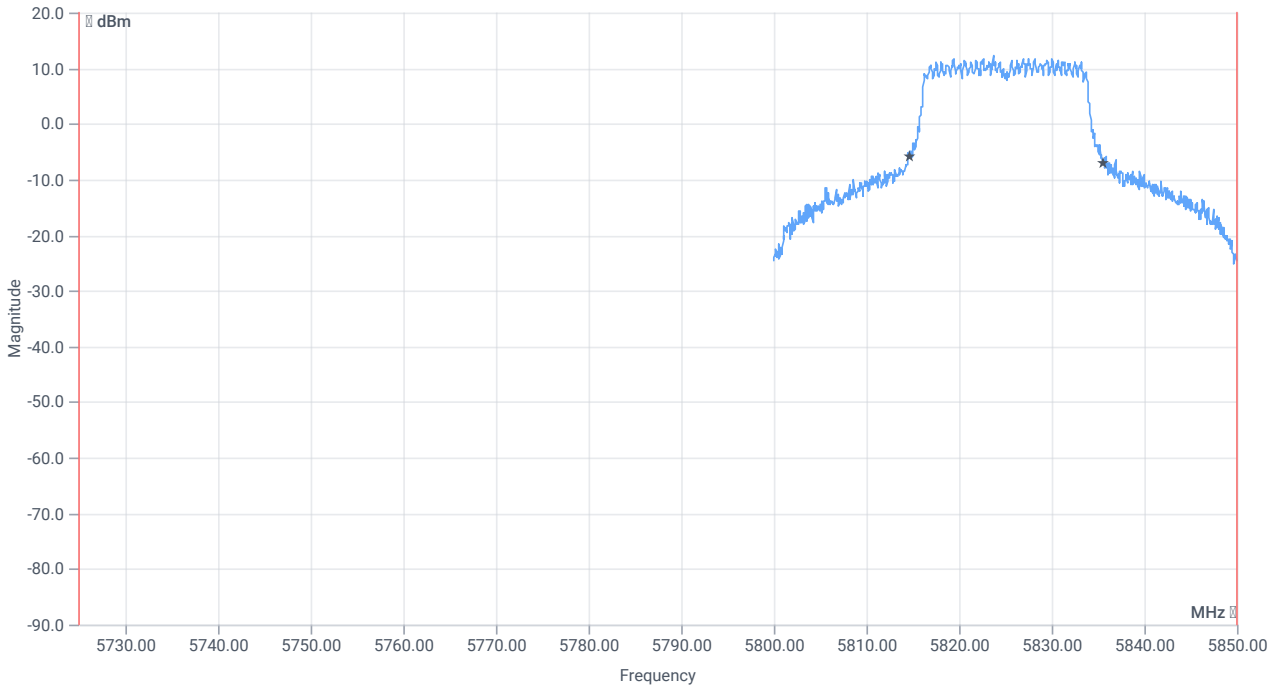

BW within Band 99PCT

RESULT

DESCRIPTION	LOWER LIMIT	UPPER LIMIT	MEASURED	UNIT	VERDICT
Bandwidth 99%	---	---	20.929	MHz	INFO
T1 99%	5725.000000	---	5814.6603	MHz	PASS
T2 99%	---	5850.000000	5835.5894	MHz	PASS

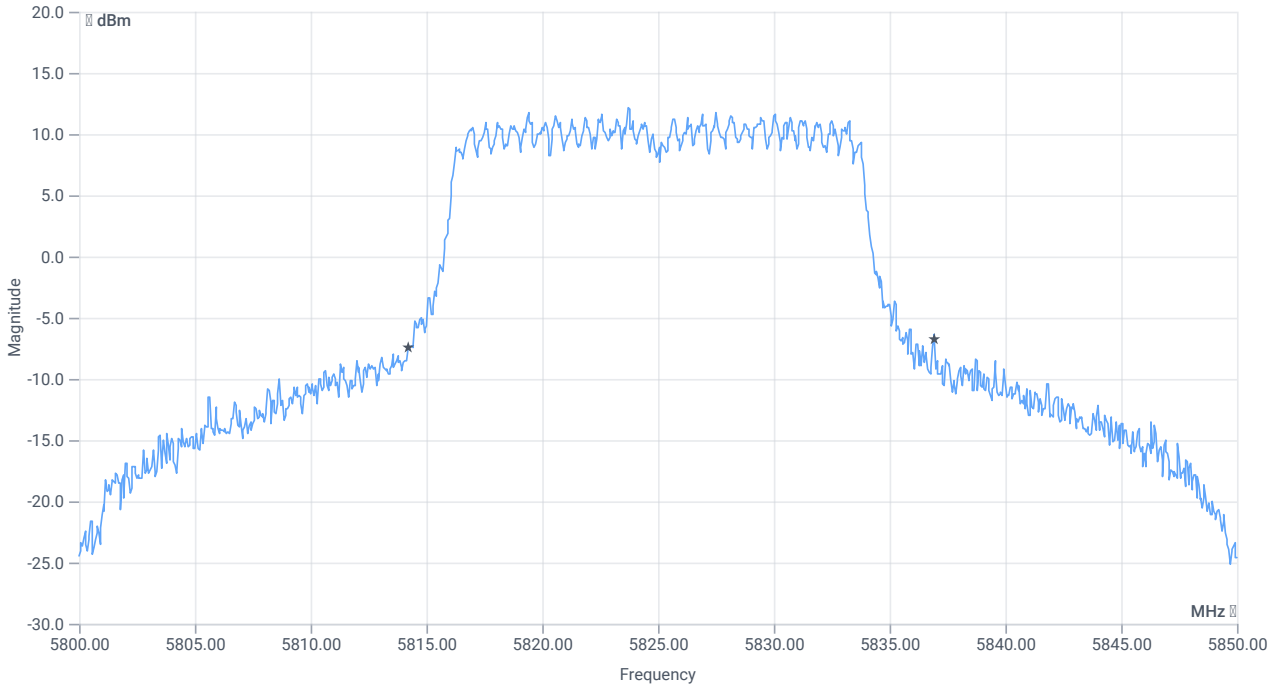

BW 20dB

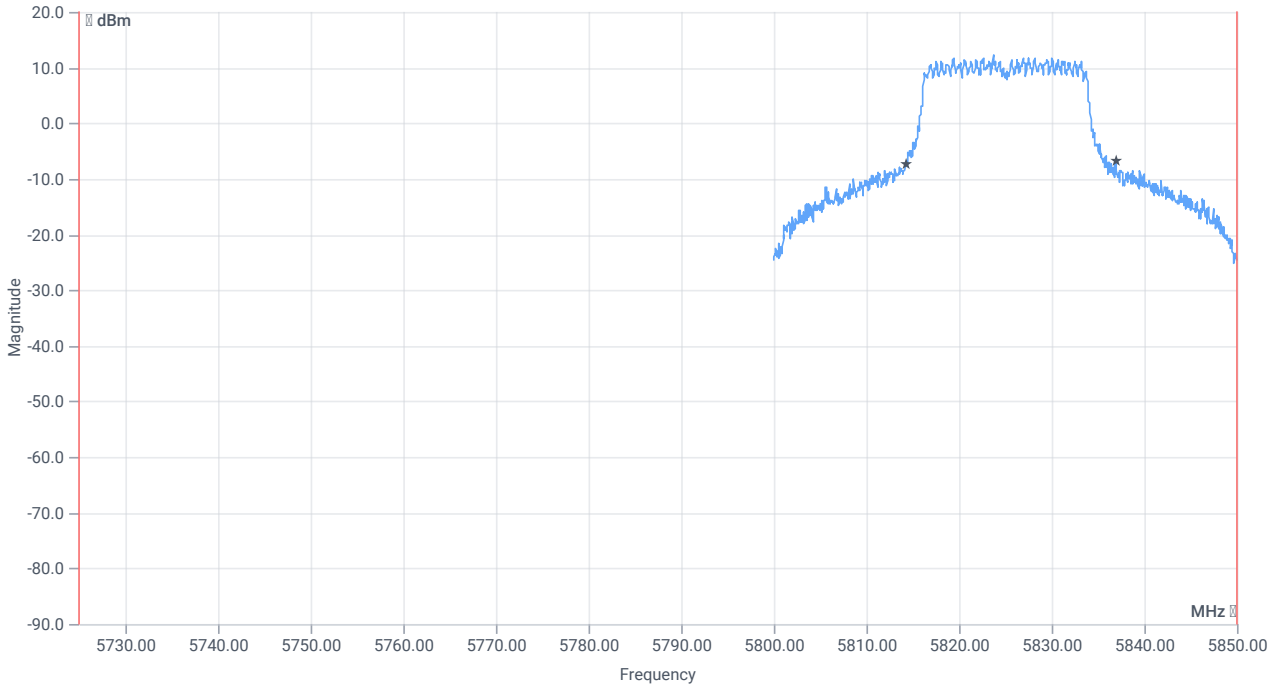

BW within Band 20dB

RESULT

DESCRIPTION	LOWER LIMIT	UPPER LIMIT	MEASURED	UNIT	VERDICT
Bandwidth 20dB	---	---	22.75	MHz	INFO
T1 20dB	5725.000000	---	5814.2000	MHz	PASS
T2 20dB	---	5850.000000	5836.9500	MHz	PASS

Verdict
PASS

FCC 15.407, ISED RSS247 # Minimum emission bandwidth ~ WLAN5Gx ac-VHT20 mode U-NII-3

References

TC start	18.01.2024 14:15:46
Ambit temp [°C] | humidity [rel%]	23.7 | 29
System version	4.7.1.5
Standard | Version	FCC 15.407, ISED RSS247 | NI
Method	KDB789033 D02, C.2.
Description	FCC 15.407 Min Emission Bandwidth - WLAN5Gx ac-VHT20 mode U-NII-3
Information	

EUT Common Settings WLAN5Gx

Number of Antenna Ports	2
User Interaction	No
Device Class UNII_1	Client
Limit W52 Japan	Standard

Test Parameter

Technology to test	WLAN5Gx ac-VHT20 mode
Antenna port used	2
Temperature	nom
Voltage	nom
Frequency low to test	False | Freq [MHz] 5745
Frequency mid to test	False | Freq [MHz] 5785
Frequency high to test	True | Freq [MHz] 5825
Auto control enabled power supply | Climatic Box	No | No
Additional path loss [dB]	1.4
Full path name | type	EUT - SignalingUnit - SpectrumAnalyzer

Equipment

Signal analyzer,Rohde&Schwarz,FSV-40,1307.9002K40/101042,3.70
Switch matrix,CTCadvanced,SPM-4 NI DAQ,28016133,NI

Test at TX 5825 MHz

RESULT: Reference Power cond.

DESCRIPTION	LOWER LIMIT	UPPER LIMIT	MEASURED	UNIT	VERDICT
Ref. Power 1MHz/1MHz cond.	---	---	16.80	dBm	INFO
Ref. Frequency	---	---	5823.200	MHz	INFO

READ SA SETTINGS:

RefLevel [dBm] | RefLevelOffset [dB] | InpAtt [dB]	28.80 | 16.78 | 30
Start [MHz] | Stop [MHz]	5800.000 | 5850.000
RBW [MHz] | VBW [MHz]	0.100000 | 0.300000
Detector | TraceMode	POS | MAXH
Sweep: time [ms] | count | points per Section | type	2 | 1500 | 1001 | SWE

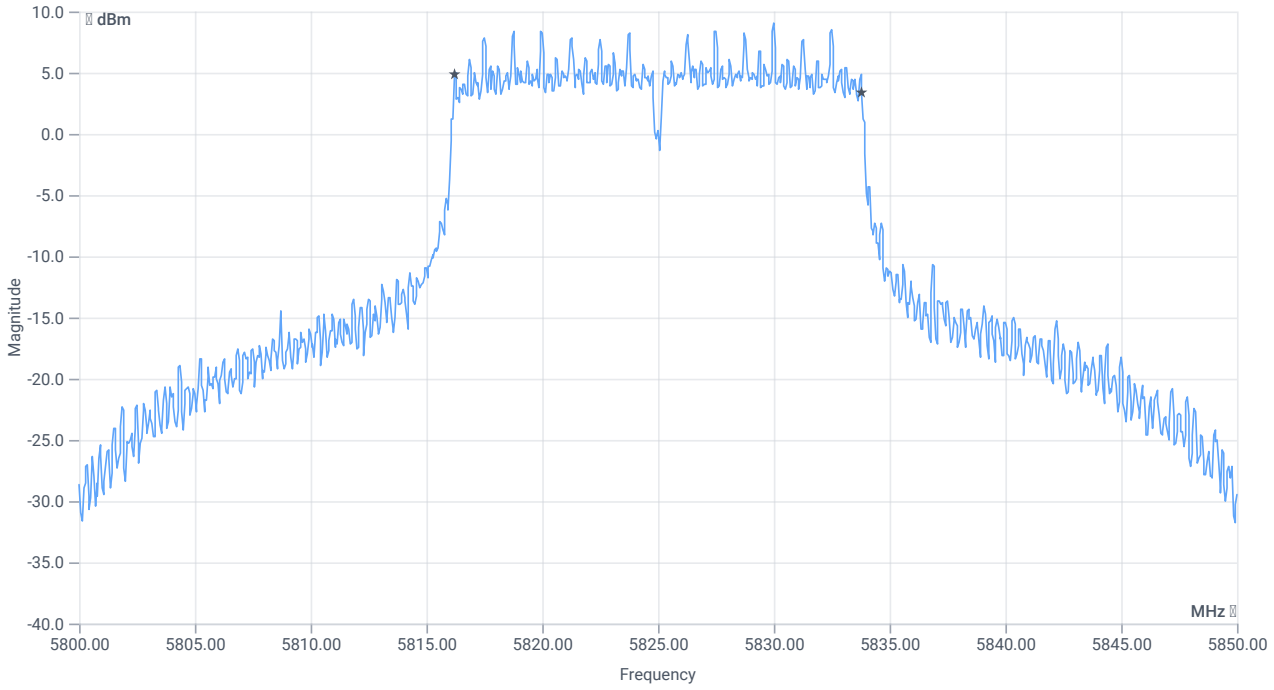

BW 6dB

RESULT

DESCRIPTION	LOWER LIMIT	UPPER LIMIT	MEASURED	UNIT	VERDICT
Bandwidth (6dB)	0.500	---	17.6	MHz	PASS

Verdict
PASS

FCC 15.407 # MIMO ∑ Max output power and psd ~ WLAN5Gx ac-VHT20 mode U-NII-3

References

TC start	18.01.2024 14:16:24
Ambit temp [°C] | humidity [rel%]	23.8 | 29
System version	4.7.1.5
Standard | Version	FCC 15.407 | NI
Method	
Description	MIMO ∑ FCC Power & psd - WLAN5Gx ac-VHT20 mode U-NII-3
Information	

EUT Common Settings WLAN5Gx

Number of Antenna Ports	2
User Interaction	No
Device Class UNII_1	Client
Limit W52 Japan	Standard

Test Parameter

Technology to test	WLAN5Gx ac-VHT20 mode
Antenna port used	several
Temperature	nom
Voltage	nom
Frequency low to test	False | Freq [MHz] 5745
Frequency mid to test	False | Freq [MHz] 5785
Frequency high to test	True | Freq [MHz] 5825
Auto control enabled power supply | Climatic Box	No | No
Additional path loss [dB]	1.4
Full path name | type	None

Equipment

Test at TX 5825 MHz

RESULT Power

DESCRIPTION	LOWER LIMIT	UPPER LIMIT	MEASURED	UNIT	VERDICT
Ant:1 Max Output Power DC corrected	---	---	19.47	dBm	INFO
Ant:1 BW 26dB	---	---	39.480	MHz	INFO
Ant:2 Max Output Power DC corrected	---	---	19.74	dBm	INFO
Ant:2 BW 26dB	---	---	39.520	MHz	INFO
∑ Limit absolute	---	30	22.62	dBm	PASS
∑ Limit: 11 dBm + 10 log 39.48	---	26.96	22.62	dBm	na

RESULT PSD

DESCRIPTION	LOWER LIMIT	UPPER LIMIT	MEASURED	UNIT	VERDICT
Ant:1 PSD	---	---	4.52	dBm/0.5MHz	INFO
Ant:2 PSD	---	---	4.72	dBm/0.5MHz	INFO
∑	---	30	7.63	dBm/0.5MHz	PASS

Verdict
PASS

FCC 15.407, ISED RSS247 # Emission mask (eirp) ~ WLAN5Gx ac-VHT20 mode U-NII-3

References

TC start	19.01.2024 13:54:45
Ambit temp [°C] | humidity [rel%]	22.7 | 27
System version	4.7.1.5
Standard | Version	FCC 15.407, ISED RSS247 | NI
Method	NI
Description	FCC 15.407 Emission mask - WLAN5Gx ac-VHT20 mode U-NII-3
Information	

EUT Common Settings WLAN5Gx

Number of Antenna Ports	2
User Interaction	No
Device Class UNII_1	Client
Limit W52 Japan	Standard

Test Parameter

Technology to test	WLAN5Gx ac-VHT20 mode
Antenna port used	1
Temperature	nom
Voltage	nom
Frequency low to test	False | Freq [MHz] 5745
Frequency mid to test	False | Freq [MHz] 5785
Frequency high to test	True | Freq [MHz] 5825
Auto control enabled power supply | Climatic Box	No | No
Additional path loss [dB]	3.4
Full path name | type	EUT - SignalingUnit - SpectrumAnalyzer

Equipment

Signal analyzer,Rohde&Schwarz,FSV-40,1307.9002K40/101042,3.70
Switch matrix,CTCadvanced,SPM-4 NI DAQ,28016133,NI

Test at TX 5825 MHz

RESULT: Reference Power cond.

DESCRIPTION	LOWER LIMIT	UPPER LIMIT	MEASURED	UNIT	VERDICT
Ref. Power 1MHz/1MHz cond.	---	---	17.40	dBm	INFO
Ref. Frequency	---	---	5820.600	MHz	INFO

Antenna gain

Considered antenna gain [dBi]:	2 / max found in range 5625 to 5950 MHz

READ SA SETTINGS:

RefLevel [dBm] | RefLevelOffset [dB] | InpAtt [dB]	20.40 | 18.78 | 20
Start [MHz] | Stop [MHz]	5625.000 | 5950.000
RBW [MHz] | VBW [MHz]	1.000000 | 3.000000
Detector | TraceMode	POS | MAXH
Sweep: time [ms] | count | points per Section | type	1 | 2500 | 1001 | SWE

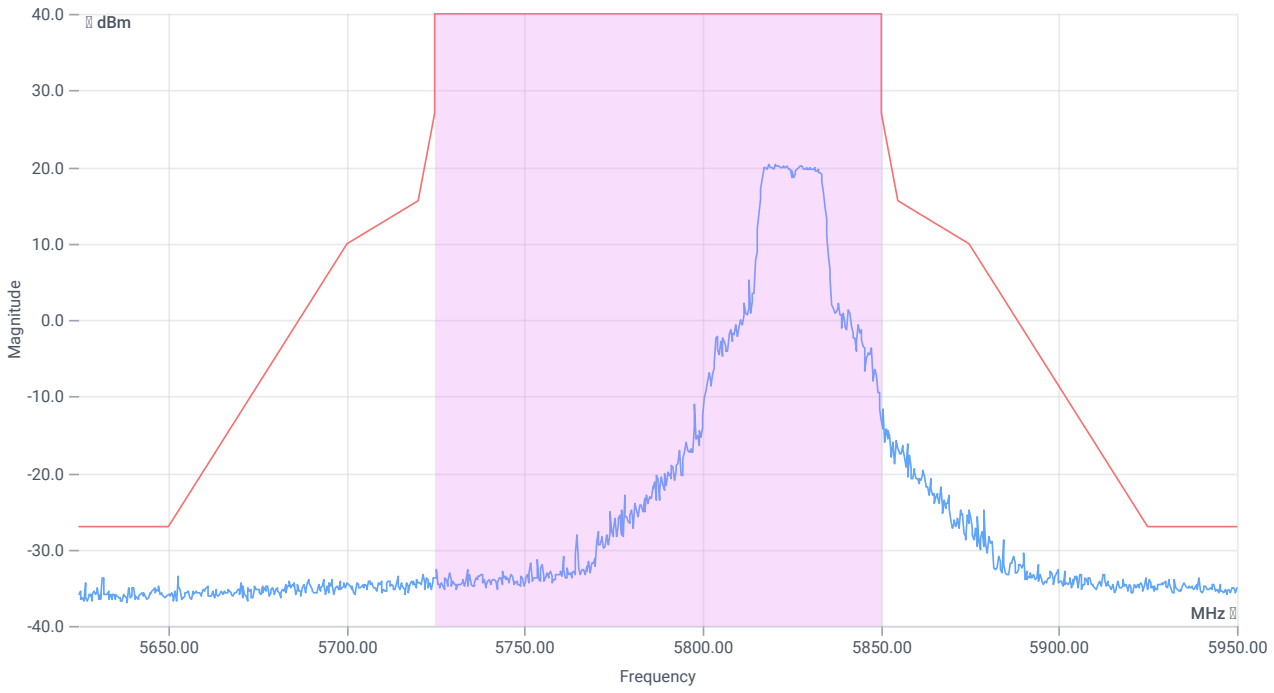

Emission Mask (e.i.r.p)

RESULT

DESCRIPTION	LOWER LIMIT	UPPER LIMIT	MEASURED	UNIT	VERDICT

Verdict
PASS

FCC 15.407, ISED RSS247 # Emission mask (eirp) ~ WLAN5Gx ac-VHT20 mode U-NII-3

References

TC start	19.01.2024 13:55:24
Ambit temp [°C] | humidity [rel%]	22.7 | 27
System version	4.7.1.5
Standard | Version	FCC 15.407, ISED RSS247 | NI
Method	NI
Description	FCC 15.407 Emission mask - WLAN5Gx ac-VHT20 mode U-NII-3
Information	

EUT Common Settings WLAN5Gx

Number of Antenna Ports	2
User Interaction	No
Device Class UNII_1	Client
Limit W52 Japan	Standard

Test Parameter

Technology to test	WLAN5Gx ac-VHT20 mode
Antenna port used	2
Temperature	nom
Voltage	nom
Frequency low to test	False | Freq [MHz] 5745
Frequency mid to test	False | Freq [MHz] 5785
Frequency high to test	True | Freq [MHz] 5825
Auto control enabled power supply | Climatic Box	No | No
Additional path loss [dB]	3.4
Full path name | type	EUT - SignalingUnit - SpectrumAnalyzer

Equipment

Signal analyzer,Rohde&Schwarz,FSV-40,1307.9002K40/101042,3.70
Switch matrix,CTCadvanced,SPM-4 NI DAQ,28016133,NI

Test at TX 5825 MHz

RESULT: Reference Power cond.

DESCRIPTION	LOWER LIMIT	UPPER LIMIT	MEASURED	UNIT	VERDICT
Ref. Power 1MHz/1MHz cond.	---	---	18.37	dBm	INFO
Ref. Frequency	---	---	5827.400	MHz	INFO

Antenna gain

Considered antenna gain [dBi]:	2 / max found in range 5625 to 5950 MHz

READ SA SETTINGS:

RefLevel [dBm] | RefLevelOffset [dB] | InpAtt [dB]	21.37 | 18.78 | 20
Start [MHz] | Stop [MHz]	5625.000 | 5950.000
RBW [MHz] | VBW [MHz]	1.000000 | 3.000000
Detector | TraceMode	POS | MAXH
Sweep: time [ms] | count | points per Section | type	1 | 2500 | 1001 | SWE

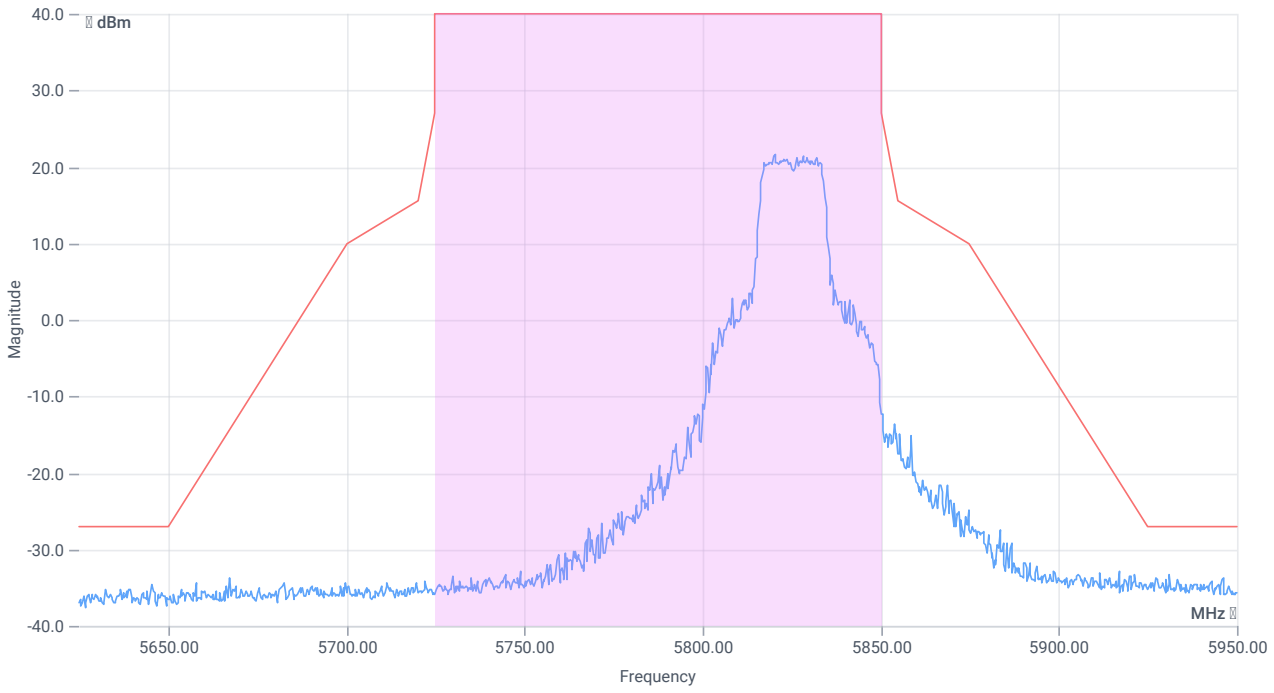

Emission Mask (e.i.r.p)

RESULT

DESCRIPTION	LOWER LIMIT	UPPER LIMIT	MEASURED	UNIT	VERDICT

Verdict
PASS

- END OF DOCUMENT -