Conducted test results

No.1-7077/23-01-05_TR1-A205-R1

January 22, 2024

Test Standard(s) FCC 15.407

This document is electronically signed and valid without handwritten signature.
Public keys for verification of the electronic signatures can be requested at the testing laboratory.

cn=Andreas Kurzkurt, o=cetecom advanced GmbH, ou=KZK-230606, email=andreas.kurzkurt@cetecom advanced.com, c=DE

Authorized

Andreas Kurzkurt
Testing Manager
Radio Labs

Table of Content

FCC 15.407 # Max output power and psd ~ WLAN5Gx n-HT40 mode U-NII-1 4
FCC 15.407, ISED RSS247 # Bandwidths 99PCT and 20dB ~ WLAN5Gx n-HT40 mode U-NII-1 8
FCC 15.407 # Max output power and psd ~ WLAN5Gx n-HT40 mode U-NII-1 12
FCC 15.407, ISED RSS247 # Bandwidths 99PCT and 20dB ~ WLAN5Gx n-HT40 mode U-NII-1 16
FCC 15.407 # MIMO ∑ Max output power and psd ~ WLAN5Gx n-HT40 mode U-NII-1 20
FCC 15.407 # Max output power and psd ~ WLAN5Gx n-HT40 mode U-NII-1 22
FCC 15.407, ISED RSS247 # Bandwidths 99PCT and 20dB ~ WLAN5Gx n-HT40 mode U-NII-1 26
FCC 15.407 # Max output power and psd ~ WLAN5Gx n-HT40 mode U-NII-1 30
FCC 15.407, ISED RSS247 # Bandwidths 99PCT and 20dB ~ WLAN5Gx n-HT40 mode U-NII-1 34
FCC 15.407 # MIMO ∑ Max output power and psd ~ WLAN5Gx n-HT40 mode U-NII-1 38
FCC 15.407 # Max output power and psd ~ WLAN5Gx n-HT40 mode U-NII-2A 40
FCC 15.407, ISED RSS247 # Bandwidths 99PCT and 20dB ~ WLAN5Gx n-HT40 mode U-NII-2A 44
FCC 15.407 # Max output power and psd ~ WLAN5Gx n-HT40 mode U-NII-2A 49
FCC 15.407, ISED RSS247 # Bandwidths 99PCT and 20dB ~ WLAN5Gx n-HT40 mode U-NII-2A 53
FCC 15.407 # MIMO ∑ Max output power and psd ~ WLAN5Gx n-HT40 mode U-NII-2A 58
FCC 15.407 # Max output power and psd ~ WLAN5Gx n-HT40 mode U-NII-2A 60
FCC 15.407, ISED RSS247 # Bandwidths 99PCT and 20dB ~ WLAN5Gx n-HT40 mode U-NII-2A 64
FCC 15.407 # Max output power and psd ~ WLAN5Gx n-HT40 mode U-NII-2A 69
FCC 15.407, ISED RSS247 # Bandwidths 99PCT and 20dB ~ WLAN5Gx n-HT40 mode U-NII-2A 73
FCC 15.407 # MIMO ∑ Max output power and psd ~ WLAN5Gx n-HT40 mode U-NII-2A 78
FCC 15.407 # Max output power and psd ~ WLAN5Gx n-HT40 mode U-NII-2C 80
FCC 15.407, ISED RSS247 # Bandwidths 99PCT and 20dB ~ WLAN5Gx n-HT40 mode U-NII-2C 84
FCC 15.407 # Max output power and psd ~ WLAN5Gx n-HT40 mode U-NII-2C 89
FCC 15.407, ISED RSS247 # Bandwidths 99PCT and 20dB ~ WLAN5Gx n-HT40 mode U-NII-2C 93
FCC 15.407 # MIMO ∑ Max output power and psd ~ WLAN5Gx n-HT40 mode U-NII-2C 98
FCC 15.407 # Max output power and psd ~ WLAN5Gx n-HT40 mode U-NII-2C 100
FCC 15.407, ISED RSS247 # Bandwidths 99PCT and 20dB ~ WLAN5Gx n-HT40 mode U-NII-2C 104
FCC 15.407 # Max output power and psd ~ WLAN5Gx n-HT40 mode U-NII-2C 109
FCC 15.407, ISED RSS247 # Bandwidths 99PCT and 20dB ~ WLAN5Gx n-HT40 mode U-NII-2C 113
FCC 15.407 # MIMO ∑ Max output power and psd ~ WLAN5Gx n-HT40 mode U-NII-2C 118
FCC 15.407 # Max output power and psd ~ WLAN5Gx n-HT40 mode U-NII-2C 120
FCC 15.407, ISED RSS247 # Bandwidths 99PCT and 20dB ~ WLAN5Gx n-HT40 mode U-NII-2C 124
FCC 15.407 # Max output power and psd ~ WLAN5Gx n-HT40 mode U-NII-2C 129
FCC 15.407, ISED RSS247 # Bandwidths 99PCT and 20dB ~ WLAN5Gx n-HT40 mode U-NII-2C 133
FCC 15.407 # MIMO ∑ Max output power and psd ~ WLAN5Gx n-HT40 mode U-NII-2C 138
FCC 15.407 # Max output power and psd ~ WLAN5Gx n-HT40 mode U-NII-3 140
FCC 15.407, ISED RSS247 # Bandwidths 99PCT and 20dB ~ WLAN5Gx n-HT40 mode U-NII-3 145
FCC 15.407, ISED RSS247 # Minimum emission bandwidth ~ WLAN5Gx n-HT40 mode U-NII-3 149
FCC 15.407 # Max output power and psd ~ WLAN5Gx n-HT40 mode U-NII-3 151
FCC 15.407, ISED RSS247 # Bandwidths 99PCT and 20dB ~ WLAN5Gx n-HT40 mode U-NII-3 156
FCC 15.407, ISED RSS247 # Minimum emission bandwidth ~ WLAN5Gx n-HT40 mode U-NII-3 160

FCC 15.407 # MIMO ∑ Max output power and psd ~ WLAN5Gx n-HT40 mode U-NII-3 **162**
FCC 15.407, ISED RSS247 # Emission mask (eirp) ~ WLAN5Gx n-HT40 mode U-NII-3 **164**
FCC 15.407, ISED RSS247 # Emission mask (eirp) ~ WLAN5Gx n-HT40 mode U-NII-3 **167**
FCC 15.407 # Max output power and psd ~ WLAN5Gx n-HT40 mode U-NII-3 **170**
FCC 15.407, ISED RSS247 # Bandwidths 99PCT and 20dB ~ WLAN5Gx n-HT40 mode U-NII-3 **175**
FCC 15.407, ISED RSS247 # Minimum emission bandwidth ~ WLAN5Gx n-HT40 mode U-NII-3 **179**
FCC 15.407 # Max output power and psd ~ WLAN5Gx n-HT40 mode U-NII-3 **181**
FCC 15.407, ISED RSS247 # Bandwidths 99PCT and 20dB ~ WLAN5Gx n-HT40 mode U-NII-3 **186**
FCC 15.407, ISED RSS247 # Minimum emission bandwidth ~ WLAN5Gx n-HT40 mode U-NII-3 **190**
FCC 15.407 # MIMO ∑ Max output power and psd ~ WLAN5Gx n-HT40 mode U-NII-3 **192**
FCC 15.407, ISED RSS247 # Emission mask (eirp) ~ WLAN5Gx n-HT40 mode U-NII-3 **194**
FCC 15.407, ISED RSS247 # Emission mask (eirp) ~ WLAN5Gx n-HT40 mode U-NII-3 **197**

FCC 15.407 # Max output power and psd ~ WLAN5Gx n-HT40 mode U-NII-1

References

TC start	19.01.2024 08:02:34
Ambit temp [°C] | humidity [rel%]	20.5 | 25
System version	4.7.1.5
Standard | Version	FCC 15.407 | NI
Method	KDB789033 D02, F., E.2.e.
Description	FCC 15.407 Max Output Power & PSD - WLAN5Gx n-HT40 mode U-NII-1
Information	

EUT Common Settings WLAN5Gx

Number of Antenna Ports	2
User Interaction	No
Device Class UNII_1	Client
Limit W52 Japan	Standard

Test Parameter

Technology to test	WLAN5Gx n-HT40 mode
Antenna port used	1
Temperature	nom
Voltage	nom
Frequency low to test	True | Freq [MHz] 5190
Frequency mid to test	False | Freq [MHz] 0
Frequency high to test	False | Freq [MHz] 5230
Auto control enabled power supply | Climatic Box	No | No
Additional path loss [dB]	1.4
Full path name | type	EUT - SignalingUnit - SpectrumAnalyzer

Equipment

Signal analyzer,Rohde&Schwarz,FSV-40,1307.9002K40/101042,3.70
Switch matrix,CTCadvanced,SPM-4 NI DAQ,28016133,NI

Test at TX 5190 MHz

RESULT: Reference Power cond.

DESCRIPTION	LOWER LIMIT	UPPER LIMIT	MEASURED	UNIT	VERDICT
Ref. Power 1MHz/1MHz cond.	---	---	12.17	dBm	INFO
Ref. Frequency	---	---	5193.000	MHz	INFO

Evaluation max. Duty Cycle

Duty Cycle evaluation

DESCRIPTION	LOWER LIMIT	UPPER LIMIT	MEASURED	UNIT	VERDICT
Result Summary					
Number of detected Bursts:167					
Duty Cycle (Burst Ratio) max	---	---	0.792	---	INFO
Duty Cycle max	---	---	1.013	dB	INFO
Duty Cycle (Burst Ratio) min	---	---	0.75	---	INFO
Duty Cycle min	---	---	1.249	dB	INFO
Max TX Burst Length	---	---	0.475	ms	INFO
Min Gap Length	---	---	0.125	ms	INFO
Max Gap Length	---	---	0.15	ms	INFO

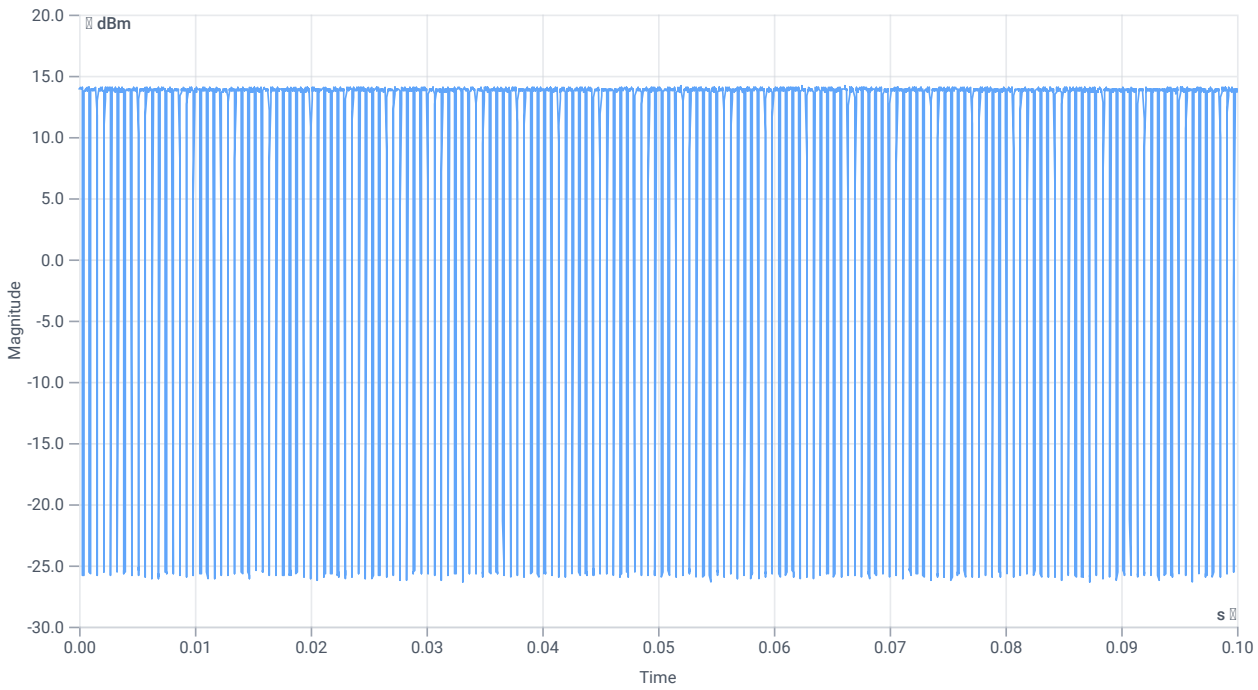

Duty cycle

Evaluation Bandwidth

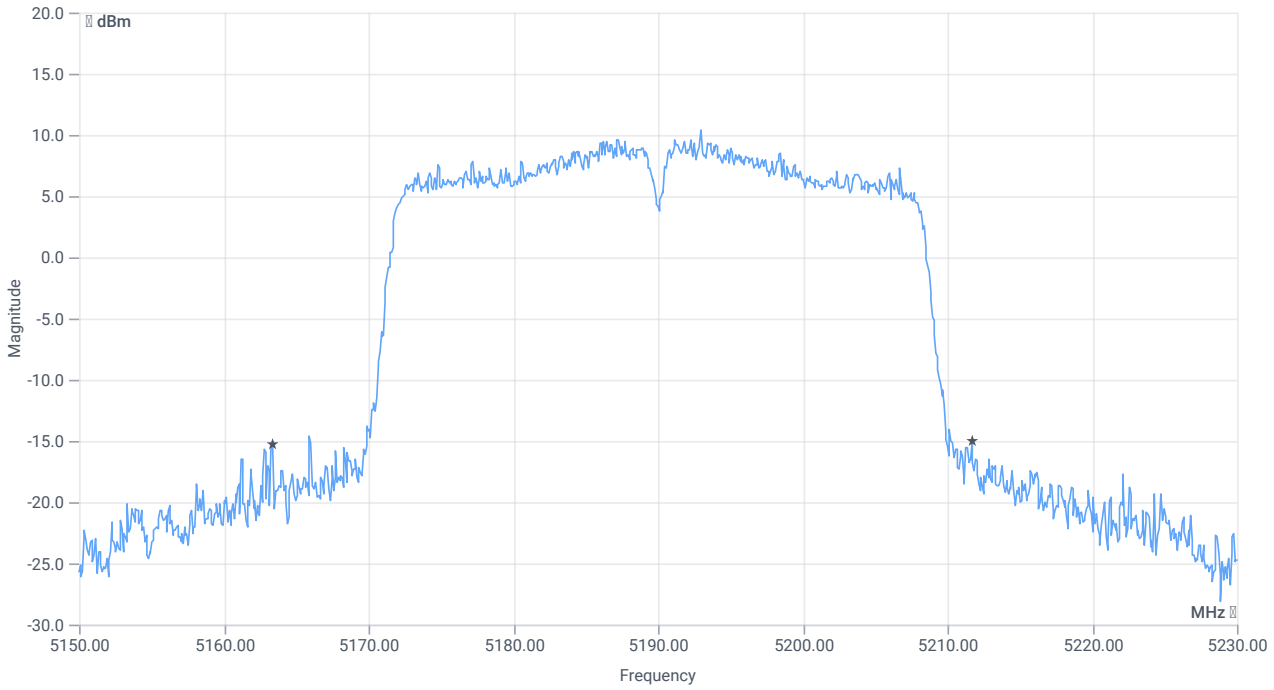

BW 26dB

RESULT

DESCRIPTION	LOWER LIMIT	UPPER LIMIT	MEASURED	UNIT	VERDICT
Bandwidth 26dB	---	---	48.32	MHz	INFO
T1 26dB	---	---	5163.3600	MHz	INFO
T2 26dB	---	---	5211.6800	MHz	INFO

Maximum Output Power

READ SA SETTINGS:

RefLevel [dBm] | RefLevelOffset [dB] | InpAtt [dB]	24.17 | 16.45 | 25
Start [MHz] | Stop [MHz]	5150.000 | 5230.000
RBW [MHz] | VBW [MHz]	1.000000 | 3.000000
Detector | TraceMode	RMS | MAXH
Sweep: time [ms] | count | points per Section | type	53700 | 1 | 161 | SWE

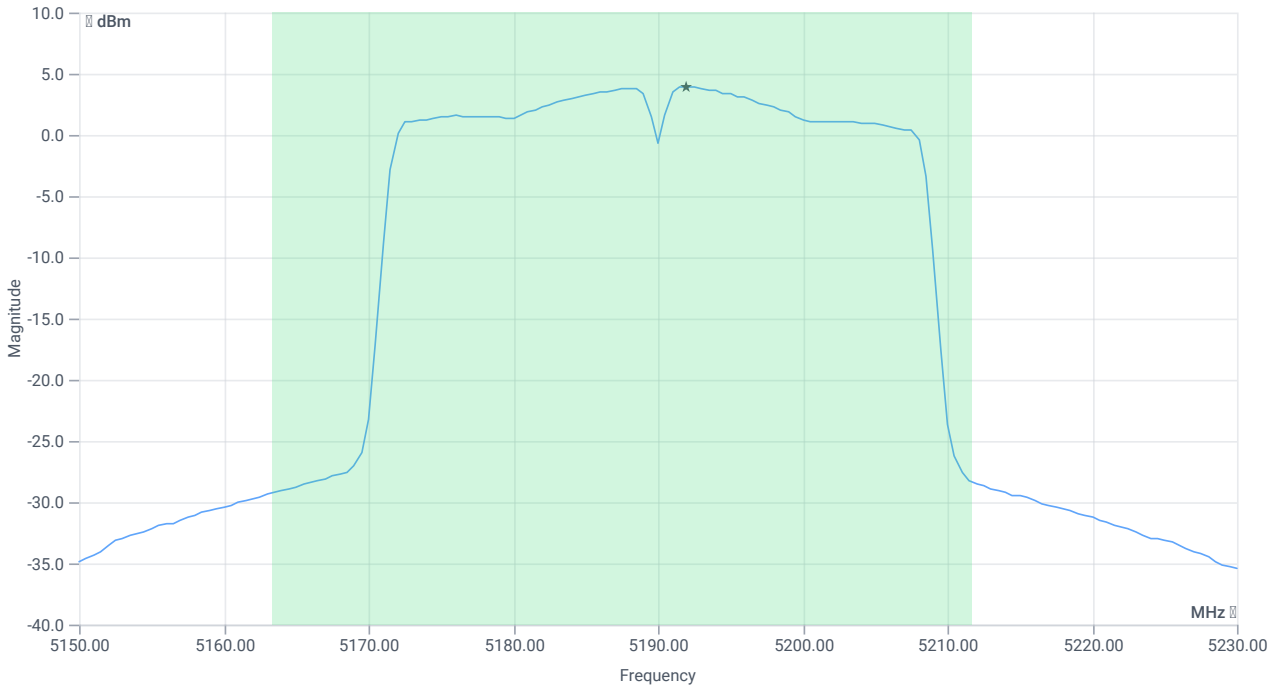

Max OP and PSD

RESULT

DESCRIPTION	LOWER LIMIT	UPPER LIMIT	MEASURED	UNIT	VERDICT
Max Output Power	---	---	17.55	dBm	INFO
Duty Cycle Correction	---	---	1.25	dB	INFO
Limit absolute					
Max Output Power DC corrected	---	24	18.8	dBm	PASS
Limit: 11 dBm + 10 log 48.32					
Max Output Power DC corrected	---	27.84	18.8	dBm	na

Power Spectral Density

RESULT

DESCRIPTION	LOWER LIMIT	UPPER LIMIT	MEASURED	UNIT	VERDICT
Power Spectral Density	---	---	3.96	dBm/1MHz	INFO
Duty Cycle Correction	---	---	1.25	dB	INFO
Power Spectral Density DC corrected	---	11	5.21	dBm/1MHz	PASS

Verdict
PASS

FCC 15.407, ISED RSS247 # Bandwidths 99PCT and 20dB ~ WLAN5Gx n-HT40 mode U-NII-1

References

TC start	19.01.2024 08:04:04
Ambit temp [°C] | humidity [rel%]	20.5 | 25
System version	4.7.1.5
Standard | Version	FCC 15.407, ISED RSS247 | NI
Method	26dB Bandwidth KDB789033 D02, C.1 / ISED RSS-GEN
Description	FCC 15.407 Bandwidths - WLAN5Gx n-HT40 mode U-NII-1
Information	

EUT Common Settings WLAN5Gx

Number of Antenna Ports	2
User Interaction	No
Device Class UNII_1	Client
Limit W52 Japan	Standard

Test Parameter

Technology to test	WLAN5Gx n-HT40 mode
Antenna port used	1
Temperature	nom
Voltage	nom
Frequency low to test	True | Freq [MHz] 5190
Frequency mid to test	False | Freq [MHz] 0
Frequency high to test	False | Freq [MHz] 5230
Auto control enabled power supply | Climatic Box	No | No
Additional path loss [dB]	1.4
Full path name | type	EUT - SignalingUnit - SpectrumAnalyzer

Equipment

Signal analyzer,Rohde&Schwarz,FSV-40,1307.9002K40/101042,3.70
Switch matrix,CTCadvanced,SPM-4 NI DAQ,28016133,NI

Test at TX 5190 MHz

RESULT: Reference Power cond.

DESCRIPTION	LOWER LIMIT	UPPER LIMIT	MEASURED	UNIT	VERDICT
Ref. Power 1MHz/1MHz cond.	---	---	12.35	dBm	INFO
Ref. Frequency	---	---	5188.400	MHz	INFO

READ SA SETTINGS:

RefLevel [dBm] | RefLevelOffset [dB] | InpAtt [dB]	20.35 | 16.45 | 20
Start [MHz] | Stop [MHz]	5140.000 | 5240.000
RBW [MHz] | VBW [MHz]	0.500000 | 3.000000
Detector | TraceMode	POS | MAXH
Sweep: time [ms] | count | points per Section | type	1 | 2500 | 1001 | SWE

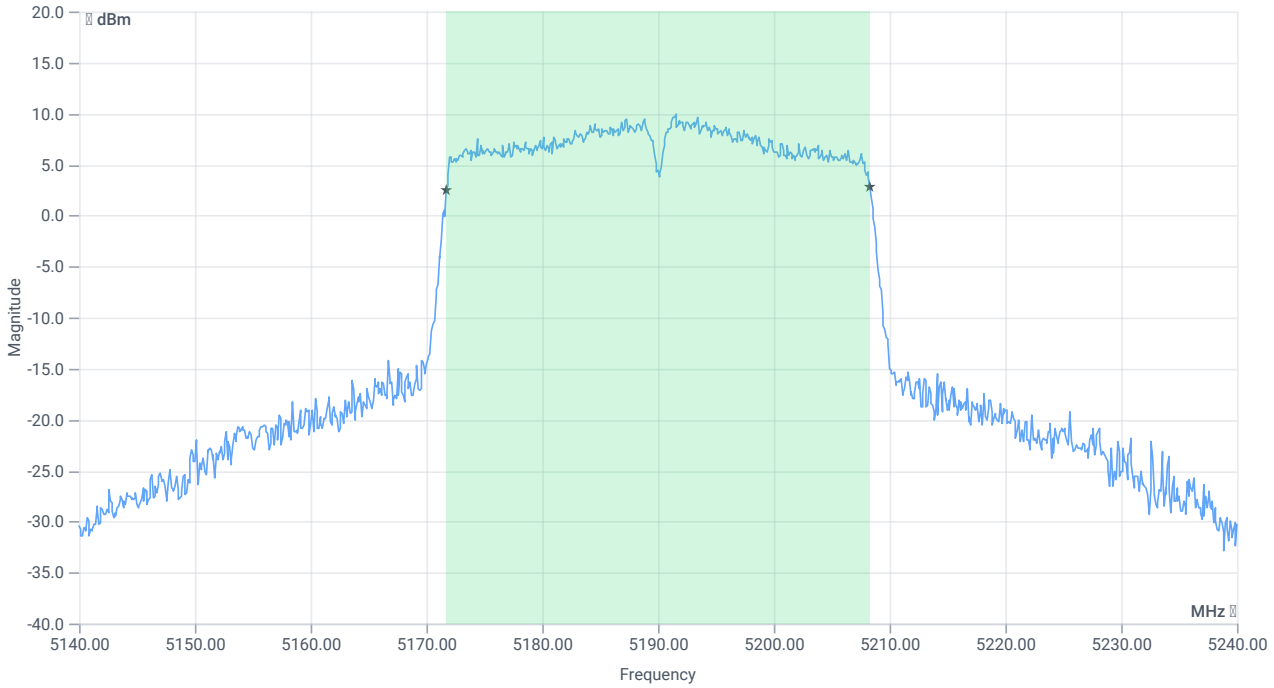

BW 99PCT

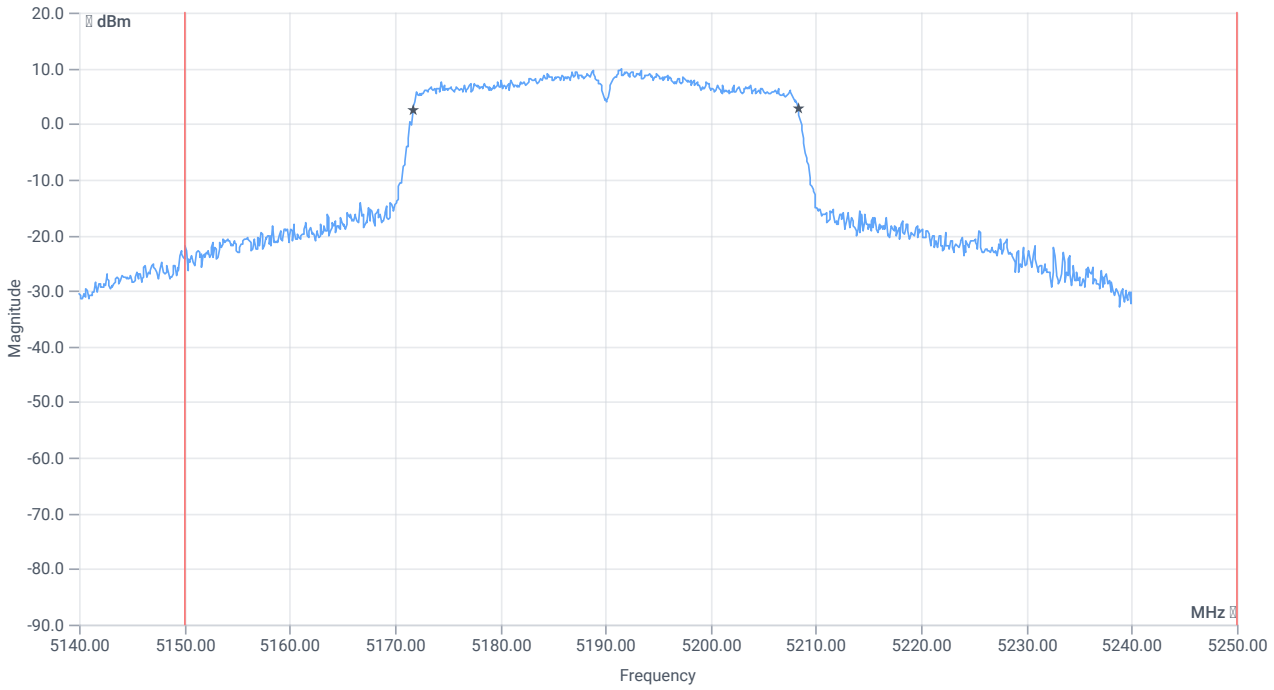

BW within Band 99PCT

RESULT

DESCRIPTION	LOWER LIMIT	UPPER LIMIT	MEASURED	UNIT	VERDICT
Bandwidth 99%	---	---	36.563	MHz	INFO
T1 99%	5150.000000	---	5171.7183	MHz	PASS
T2 99%	---	5250.000000	5208.2817	MHz	PASS

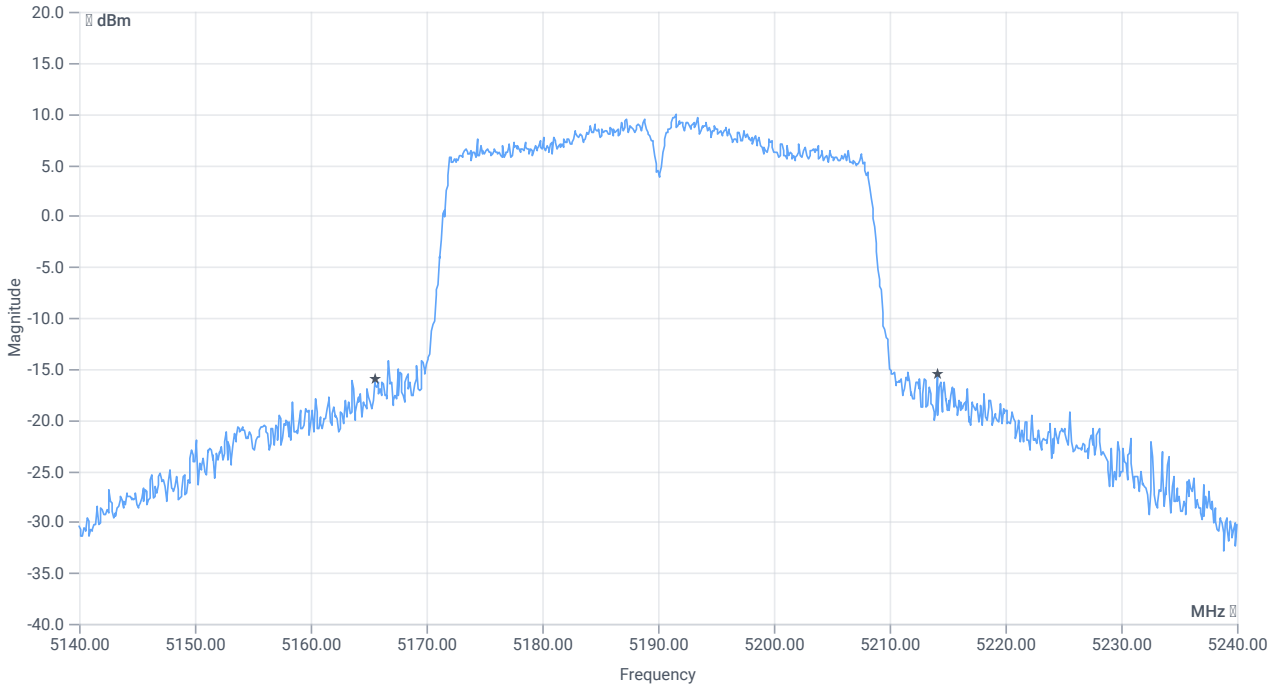

BW 26dB

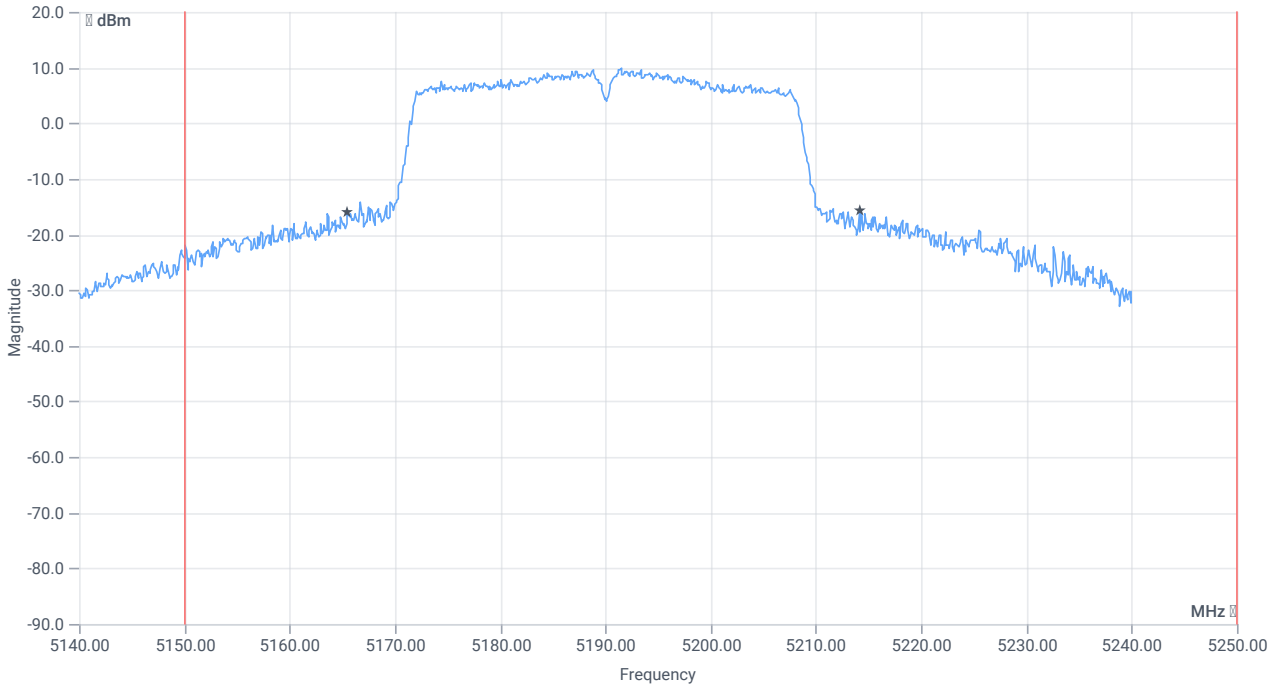

BW within Band 26dB

RESULT

DESCRIPTION	LOWER LIMIT	UPPER LIMIT	MEASURED	UNIT	VERDICT
Bandwidth 26dB	---	---	48.6	MHz	INFO
T1 26dB	5150.000000	---	5165.5000	MHz	PASS
T2 26dB	---	5250.000000	5214.1000	MHz	PASS

Verdict
PASS

FCC 15.407 # Max output power and psd ~ WLAN5Gx n-HT40 mode U-NII-1

References

TC start	19.01.2024 08:04:43
Ambit temp [°C] | humidity [rel%]	20.5 | 25
System version	4.7.1.5
Standard | Version	FCC 15.407 | NI
Method	KDB789033 D02, F., E.2.e.
Description	FCC 15.407 Max Output Power & PSD - WLAN5Gx n-HT40 mode U-NII-1
Information	

EUT Common Settings WLAN5Gx

Number of Antenna Ports	2
User Interaction	No
Device Class UNII_1	Client
Limit W52 Japan	Standard

Test Parameter

Technology to test	WLAN5Gx n-HT40 mode
Antenna port used	2
Temperature	nom
Voltage	nom
Frequency low to test	True | Freq [MHz] 5190
Frequency mid to test	False | Freq [MHz] 0
Frequency high to test	False | Freq [MHz] 5230
Auto control enabled power supply | Climatic Box	No | No
Additional path loss [dB]	1.4
Full path name | type	EUT - SignalingUnit - SpectrumAnalyzer

Equipment

Signal analyzer,Rohde&Schwarz,FSV-40,1307.9002K40/101042,3.70
Switch matrix,CTCadvanced,SPM-4 NI DAQ,28016133,NI

Test at TX 5190 MHz

RESULT: Reference Power cond.

DESCRIPTION	LOWER LIMIT	UPPER LIMIT	MEASURED	UNIT	VERDICT
Ref. Power 1MHz/1MHz cond.	---	---	13.43	dBm	INFO
Ref. Frequency	---	---	5193.800	MHz	INFO

Evaluation max. Duty Cycle

Duty Cycle evaluation

DESCRIPTION	LOWER LIMIT	UPPER LIMIT	MEASURED	UNIT	VERDICT
Result Summary					
Number of detected Bursts:167					
Duty Cycle (Burst Ratio) max	---	---	0.792	---	INFO
Duty Cycle max	---	---	1.013	dB	INFO
Duty Cycle (Burst Ratio) min	---	---	0.75	---	INFO
Duty Cycle min	---	---	1.249	dB	INFO
Max TX Burst Length	---	---	0.475	ms	INFO
Min Gap Length	---	---	0.125	ms	INFO
Max Gap Length	---	---	0.15	ms	INFO

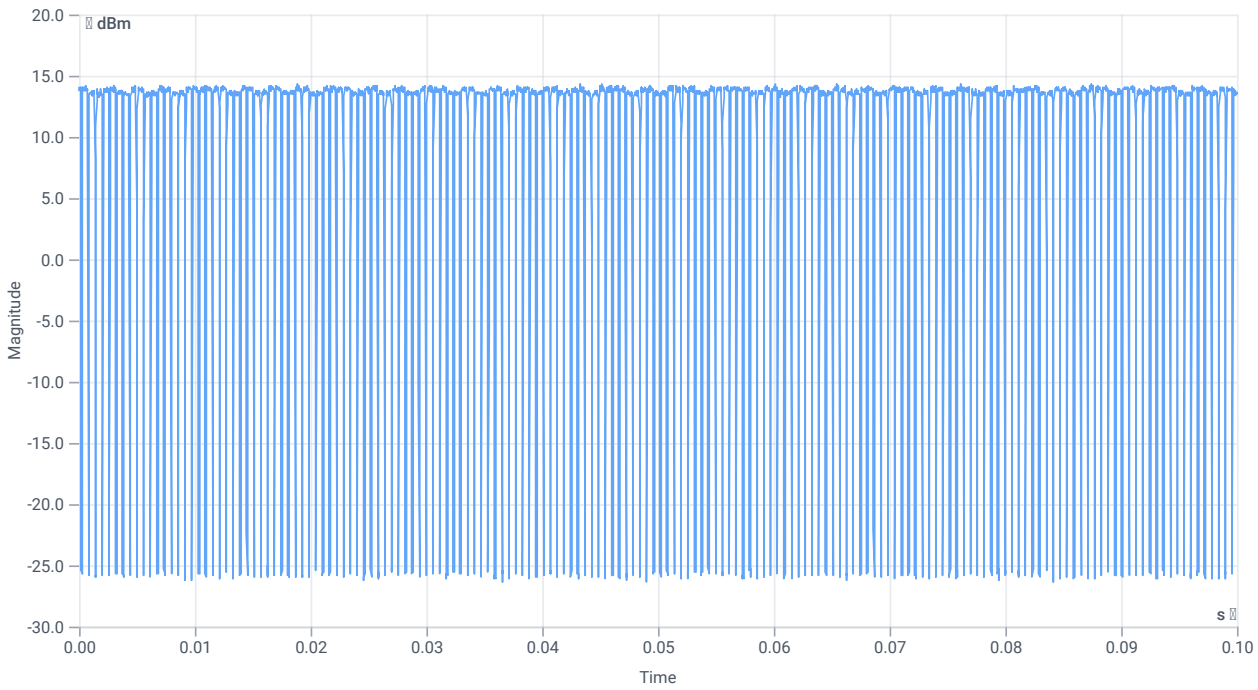

Duty cycle

Evaluation Bandwidth

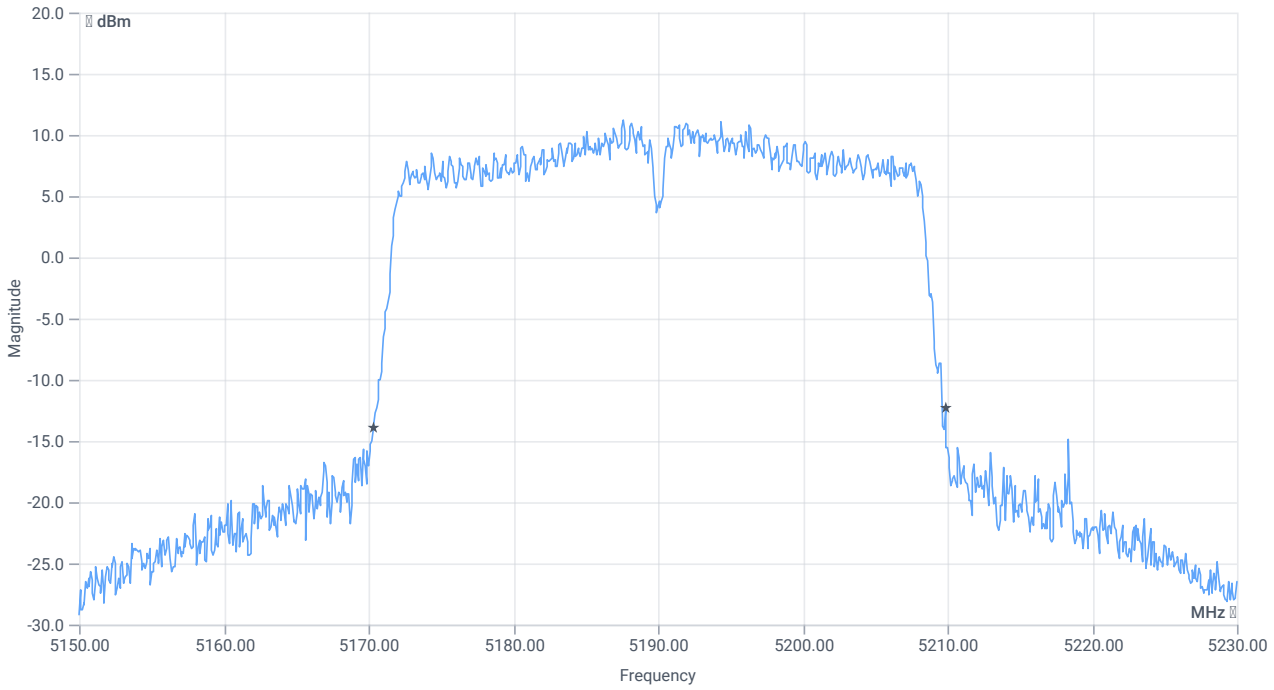

BW 26dB

RESULT

DESCRIPTION	LOWER LIMIT	UPPER LIMIT	MEASURED	UNIT	VERDICT
Bandwidth 26dB	---	---	39.52	MHz	INFO
T1 26dB	---	---	5170.3200	MHz	INFO
T2 26dB	---	---	5209.8400	MHz	INFO

Maximum Output Power

READ SA SETTINGS:

RefLevel [dBm] | RefLevelOffset [dB] | InpAtt [dB]	25.43 | 16.45 | 25
Start [MHz] | Stop [MHz]	5150.000 | 5230.000
RBW [MHz] | VBW [MHz]	1.000000 | 3.000000
Detector | TraceMode	RMS | MAXH
Sweep: time [ms] | count | points per Section | type	53700 | 1 | 161 | SWE

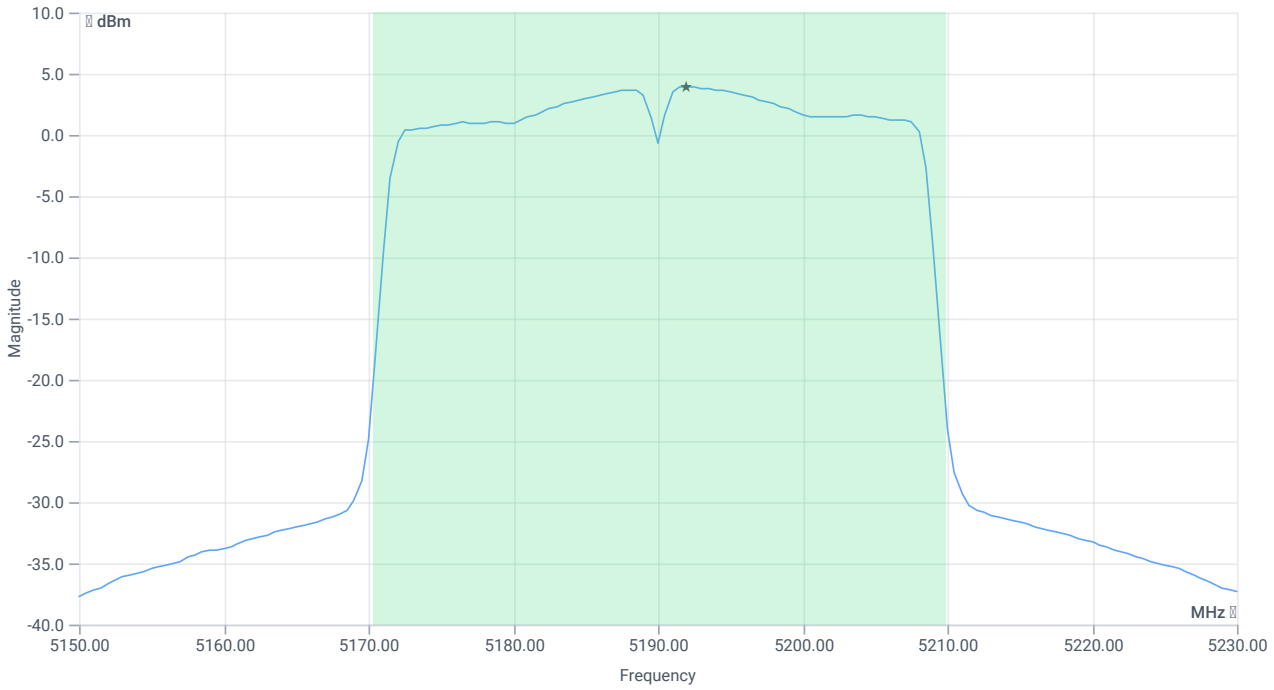

Max OP and PSD

RESULT

DESCRIPTION	LOWER LIMIT	UPPER LIMIT	MEASURED	UNIT	VERDICT
Max Output Power	---	---	17.51	dBm	INFO
Duty Cycle Correction	---	---	1.25	dB	INFO
Limit absolute					
Max Output Power DC corrected	---	24	18.76	dBm	PASS
Limit: 11 dBm + 10 log 39.52					
Max Output Power DC corrected	---	26.97	18.76	dBm	na

Power Spectral Density

RESULT

DESCRIPTION	LOWER LIMIT	UPPER LIMIT	MEASURED	UNIT	VERDICT
Power Spectral Density	---	---	3.98	dBm/1MHz	INFO
Duty Cycle Correction	---	---	1.25	dB	INFO
Power Spectral Density DC corrected	---	11	5.23	dBm/1MHz	PASS

Verdict
PASS

FCC 15.407, ISED RSS247 # Bandwidths 99PCT and 20dB ~ WLAN5Gx n-HT40 mode U-NII-1

References

TC start	19.01.2024 08:06:13
Ambit temp [°C] | humidity [rel%]	20.6 | 25
System version	4.7.1.5
Standard | Version	FCC 15.407, ISED RSS247 | NI
Method	26dB Bandwidth KDB789033 D02, C.1 / ISED RSS-GEN
Description	FCC 15.407 Bandwidths - WLAN5Gx n-HT40 mode U-NII-1
Information	

EUT Common Settings WLAN5Gx

Number of Antenna Ports	2
User Interaction	No
Device Class UNII_1	Client
Limit W52 Japan	Standard

Test Parameter

Technology to test	WLAN5Gx n-HT40 mode
Antenna port used	2
Temperature	nom
Voltage	nom
Frequency low to test	True | Freq [MHz] 5190
Frequency mid to test	False | Freq [MHz] 0
Frequency high to test	False | Freq [MHz] 5230
Auto control enabled power supply | Climatic Box	No | No
Additional path loss [dB]	1.4
Full path name | type	EUT - SignalingUnit - SpectrumAnalyzer

Equipment

Signal analyzer,Rohde&Schwarz,FSV-40,1307.9002K40/101042,3.70
Switch matrix,CTCadvanced,SPM-4 NI DAQ,28016133,NI

Test at TX 5190 MHz

RESULT: Reference Power cond.

DESCRIPTION	LOWER LIMIT	UPPER LIMIT	MEASURED	UNIT	VERDICT
Ref. Power 1MHz/1MHz cond.	---	---	13.03	dBm	INFO
Ref. Frequency	---	---	5191.400	MHz	INFO

READ SA SETTINGS:

RefLevel [dBm] | RefLevelOffset [dB] | InpAtt [dB]	21.03 | 16.45 | 20
Start [MHz] | Stop [MHz]	5140.000 | 5240.000
RBW [MHz] | VBW [MHz]	0.500000 | 3.000000
Detector | TraceMode	POS | MAXH
Sweep: time [ms] | count | points per Section | type	1 | 2500 | 1001 | SWE

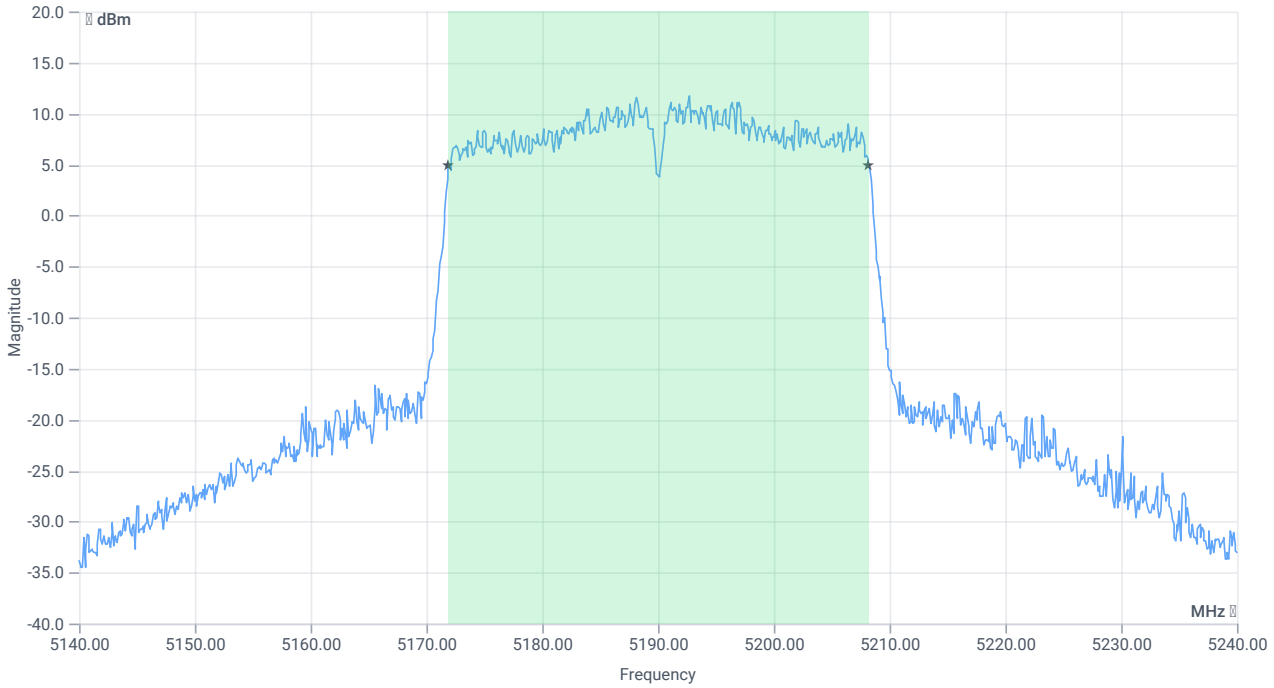

BW 99PCT

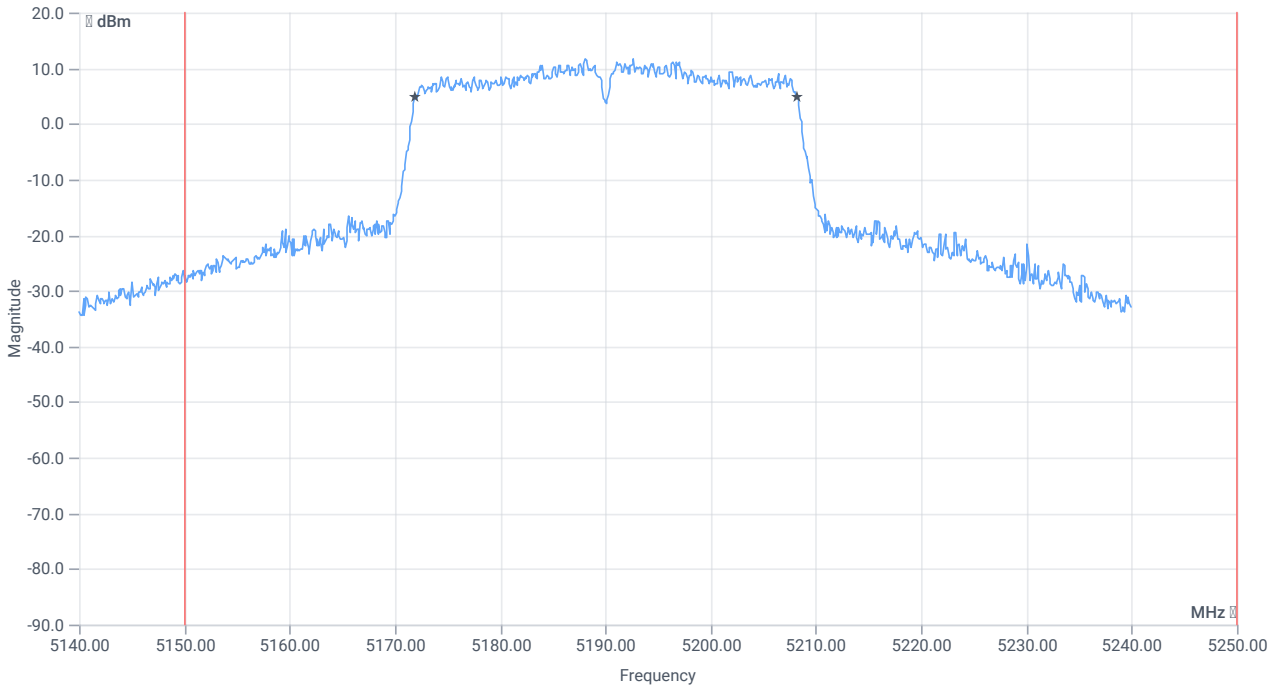

BW within Band 99PCT

RESULT

DESCRIPTION	LOWER LIMIT	UPPER LIMIT	MEASURED	UNIT	VERDICT
Bandwidth 99%	---	---	36.264	MHz	INFO
T1 99%	5150.000000	---	5171.9181	MHz	PASS
T2 99%	---	5250.000000	5208.1818	MHz	PASS

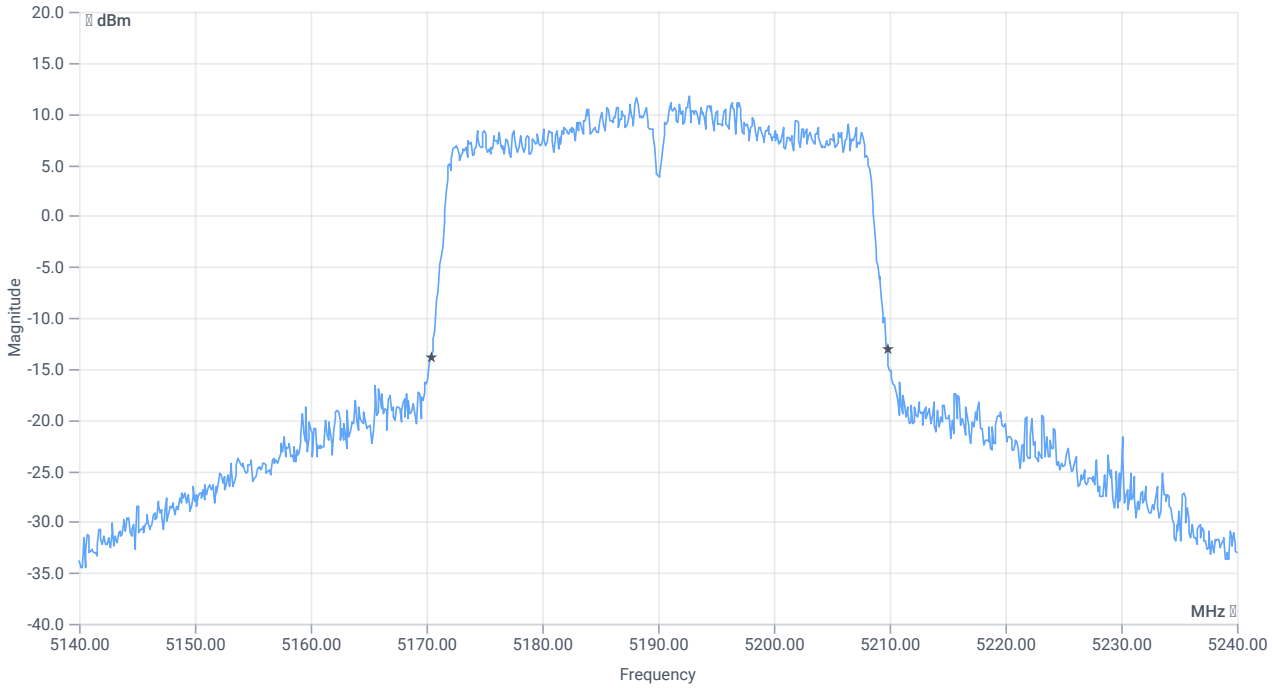

BW 26dB

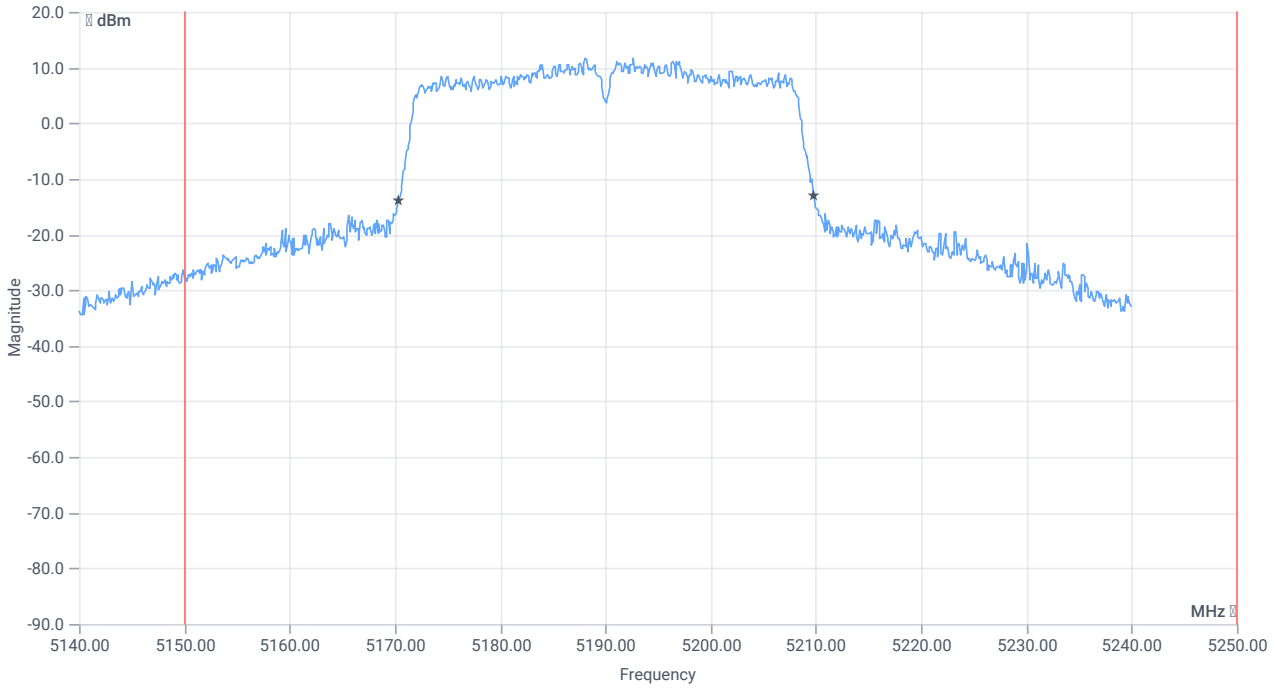

BW within Band 26dB

RESULT

DESCRIPTION	LOWER LIMIT	UPPER LIMIT	MEASURED	UNIT	VERDICT
Bandwidth 26dB	---	---	39.4	MHz	INFO
T1 26dB	5150.000000	---	5170.4000	MHz	PASS
T2 26dB	---	5250.000000	5209.8000	MHz	PASS

Verdict
PASS

FCC 15.407 # MIMO ∑ Max output power and psd ~ WLAN5Gx n-HT40 mode U-NII-1

References

TC start	19.01.2024 08:06:52
Ambit temp [°C] | humidity [rel%]	20.6 | 25
System version	4.7.1.5
Standard | Version	FCC 15.407 | NI
Method	
Description	MIMO ∑ FCC Power & psd - WLAN5Gx n-HT40 mode U-NII-1
Information	

EUT Common Settings WLAN5Gx

Number of Antenna Ports	2
User Interaction	No
Device Class UNII_1	Client
Limit W52 Japan	Standard

Test Parameter

Technology to test	WLAN5Gx n-HT40 mode
Antenna port used	several
Temperature	nom
Voltage	nom
Frequency low to test	True | Freq [MHz] 5190
Frequency mid to test	False | Freq [MHz] 0
Frequency high to test	False | Freq [MHz] 5230
Auto control enabled power supply | Climatic Box	No | No
Additional path loss [dB]	1.4
Full path name | type	None

Equipment

Test at TX 5190 MHz

RESULT Power

DESCRIPTION	LOWER LIMIT	UPPER LIMIT	MEASURED	UNIT	VERDICT
Ant:1 Max Output Power DC corrected	---	---	18.8	dBm	INFO
Ant:1 BW 26dB	---	---	48.320	MHz	INFO
Ant:2 Max Output Power DC corrected	---	---	18.76	dBm	INFO
Ant:2 BW 26dB	---	---	39.520	MHz	INFO
∑ Limit absolute	---	24	21.79	dBm	PASS
∑ Limit: 11 dBm + 10 log 39.52	---	26.97	21.79	dBm	na

RESULT PSD

DESCRIPTION	LOWER LIMIT	UPPER LIMIT	MEASURED	UNIT	VERDICT
Ant:1 PSD	---	---	5.21	dBm/1MHz	INFO
Ant:2 PSD	---	---	5.23	dBm/1MHz	INFO
∑	---	11	8.23	dBm/1MHz	PASS

Verdict
PASS

FCC 15.407 # Max output power and psd ~ WLAN5Gx n-HT40 mode U-NII-1

References

TC start	19.01.2024 08:08:12
Ambit temp [°C] | humidity [rel%]	20.6 | 26
System version	4.7.1.5
Standard | Version	FCC 15.407 | NI
Method	KDB789033 D02, F., E.2.e.
Description	FCC 15.407 Max Output Power & PSD - WLAN5Gx n-HT40 mode U-NII-1
Information	

EUT Common Settings WLAN5Gx

Number of Antenna Ports	2
User Interaction	No
Device Class UNII_1	Client
Limit W52 Japan	Standard

Test Parameter

Technology to test	WLAN5Gx n-HT40 mode
Antenna port used	1
Temperature	nom
Voltage	nom
Frequency low to test	False | Freq [MHz] 5190
Frequency mid to test	False | Freq [MHz] 0
Frequency high to test	True | Freq [MHz] 5230
Auto control enabled power supply | Climatic Box	No | No
Additional path loss [dB]	1.4
Full path name | type	EUT - SignalingUnit - SpectrumAnalyzer

Equipment

Signal analyzer,Rohde&Schwarz,FSV-40,1307.9002K40/101042,3.70
Switch matrix,CTCadvanced,SPM-4 NI DAQ,28016133,NI

Test at TX 5230 MHz

RESULT: Reference Power cond.

DESCRIPTION	LOWER LIMIT	UPPER LIMIT	MEASURED	UNIT	VERDICT
Ref. Power 1MHz/1MHz cond.	---	---	12.27	dBm	INFO
Ref. Frequency	---	---	5241.390	MHz	INFO

Evaluation max. Duty Cycle

Duty Cycle evaluation

DESCRIPTION	LOWER LIMIT	UPPER LIMIT	MEASURED	UNIT	VERDICT
Result Summary					
Number of detected Bursts:167					
Duty Cycle (Burst Ratio) max	---	---	0.792	---	INFO
Duty Cycle max	---	---	1.013	dB	INFO
Duty Cycle (Burst Ratio) min	---	---	0.75	---	INFO
Duty Cycle min	---	---	1.249	dB	INFO
Max TX Burst Length	---	---	0.475	ms	INFO
Min Gap Length	---	---	0.125	ms	INFO
Max Gap Length	---	---	0.15	ms	INFO

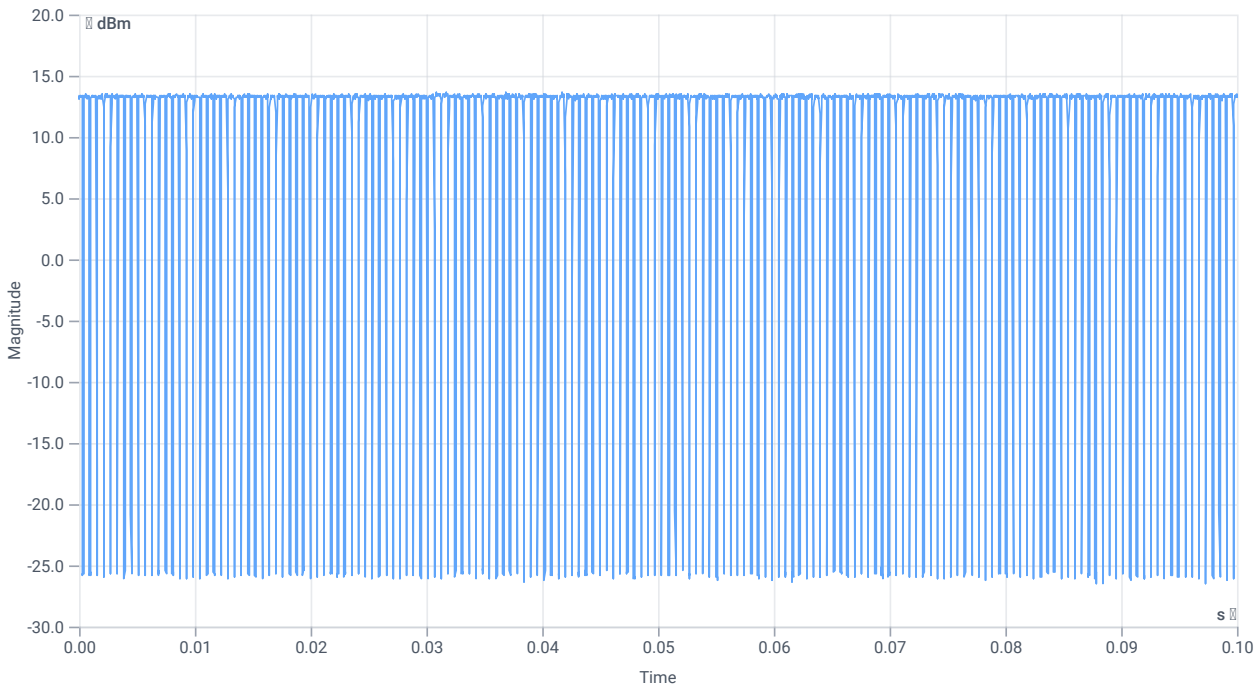

Duty cycle

Evaluation Bandwidth

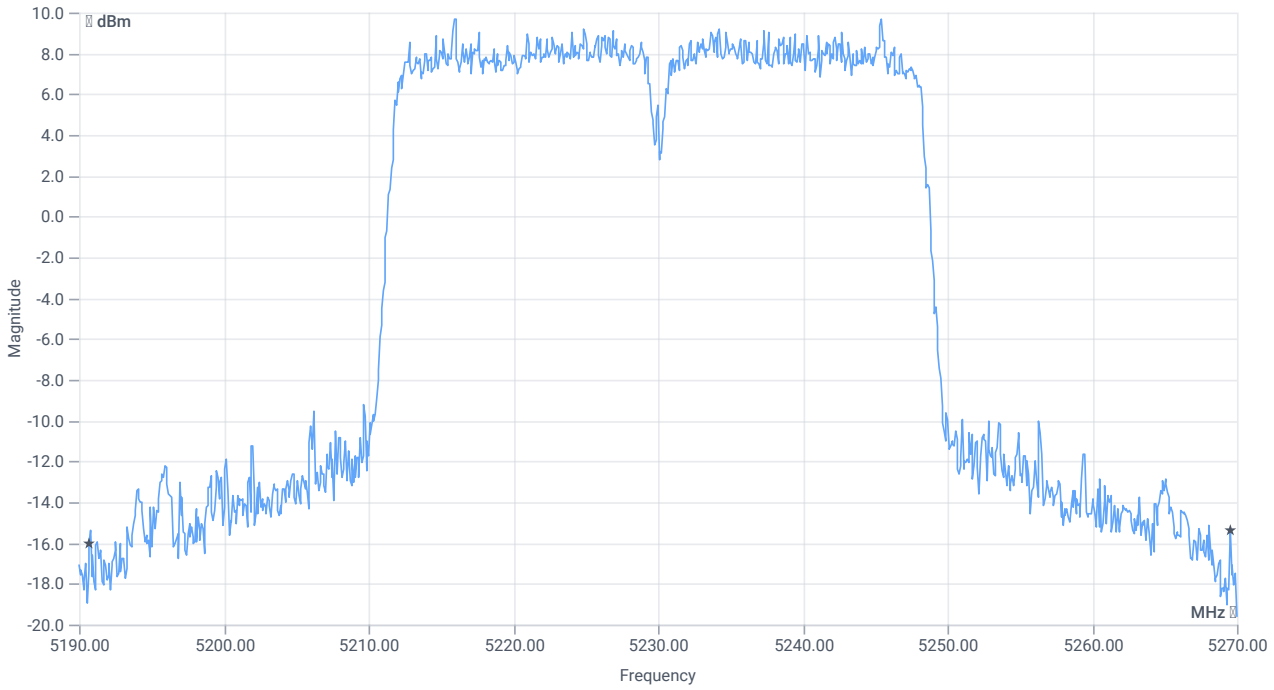

BW 26dB

RESULT

DESCRIPTION	LOWER LIMIT	UPPER LIMIT	MEASURED	UNIT	VERDICT
Bandwidth 26dB	---	---	78.8	MHz	INFO
T1 26dB	---	---	5190.7200	MHz	INFO
T2 26dB	---	---	5269.5200	MHz	INFO

Maximum Output Power

READ SA SETTINGS:

RefLevel [dBm] | RefLevelOffset [dB] | InpAtt [dB]	24.27 | 16.45 | 25
Start [MHz] | Stop [MHz]	5190.000 | 5270.000
RBW [MHz] | VBW [MHz]	1.000000 | 3.000000
Detector | TraceMode	RMS | MAXH
Sweep: time [ms] | count | points per Section | type	53700 | 1 | 161 | SWE

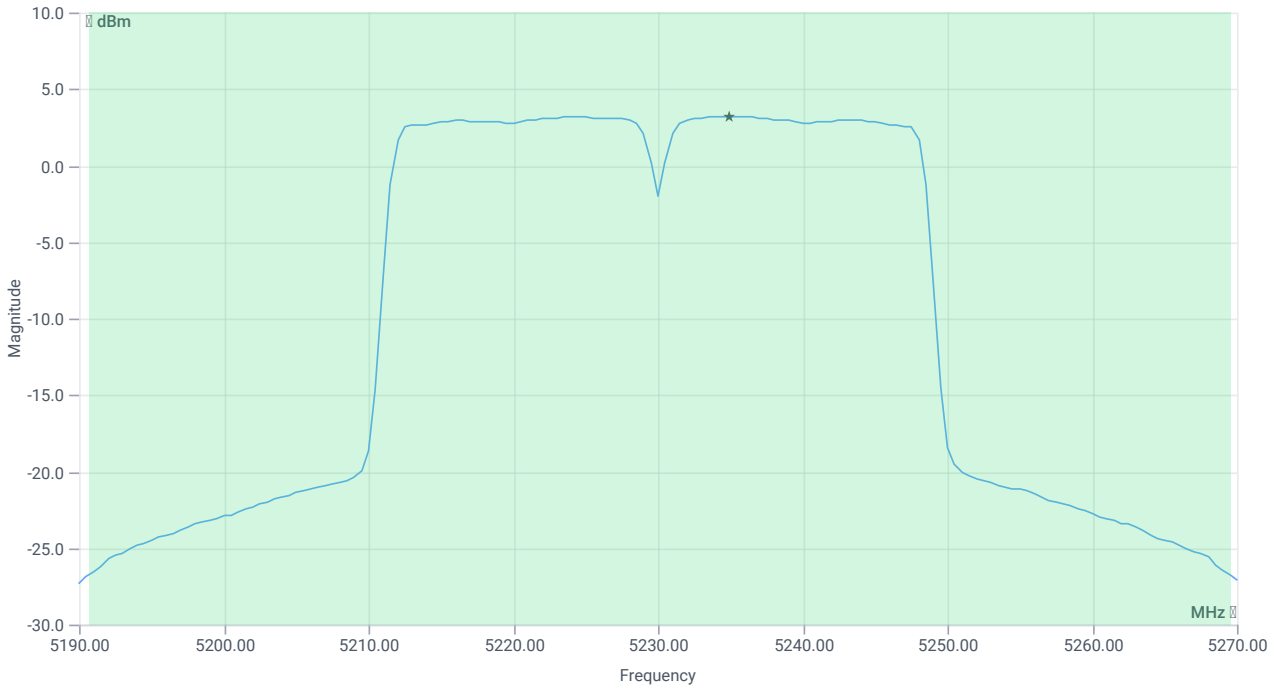

Max OP and PSD

RESULT

DESCRIPTION	LOWER LIMIT	UPPER LIMIT	MEASURED	UNIT	VERDICT
Max Output Power	---	---	18.18	dBm	INFO
Duty Cycle Correction	---	---	1.25	dB	INFO
Limit absolute					
Max Output Power DC corrected	---	24	19.43	dBm	PASS
Limit: 11 dBm + 10 log 78.8					
Max Output Power DC corrected	---	29.97	19.43	dBm	na

Power Spectral Density

RESULT

DESCRIPTION	LOWER LIMIT	UPPER LIMIT	MEASURED	UNIT	VERDICT
Power Spectral Density	---	---	3.2	dBm/1MHz	INFO
Duty Cycle Correction	---	---	1.25	dB	INFO
Power Spectral Density DC corrected	---	11	4.45	dBm/1MHz	PASS

Verdict
PASS

FCC 15.407, ISED RSS247 # Bandwidths 99PCT and 20dB ~ WLAN5Gx n-HT40 mode U-NII-1

References

TC start	19.01.2024 08:09:45
Ambit temp [°C] | humidity [rel%]	20.7 | 26
System version	4.7.1.5
Standard | Version	FCC 15.407, ISED RSS247 | NI
Method	26dB Bandwidth KDB789033 D02, C.1 / ISED RSS-GEN
Description	FCC 15.407 Bandwidths - WLAN5Gx n-HT40 mode U-NII-1
Information	

EUT Common Settings WLAN5Gx

Number of Antenna Ports	2
User Interaction	No
Device Class UNII_1	Client
Limit W52 Japan	Standard

Test Parameter

Technology to test	WLAN5Gx n-HT40 mode
Antenna port used	1
Temperature	nom
Voltage	nom
Frequency low to test	False | Freq [MHz] 5190
Frequency mid to test	False | Freq [MHz] 0
Frequency high to test	True | Freq [MHz] 5230
Auto control enabled power supply | Climatic Box	No | No
Additional path loss [dB]	1.4
Full path name | type	EUT - SignalingUnit - SpectrumAnalyzer

Equipment

Signal analyzer,Rohde&Schwarz,FSV-40,1307.9002K40/101042,3.70
Switch matrix,CTCadvanced,SPM-4 NI DAQ,28016133,NI

Test at TX 5230 MHz

RESULT: Reference Power cond.

DESCRIPTION	LOWER LIMIT	UPPER LIMIT	MEASURED	UNIT	VERDICT
Ref. Power 1MHz/1MHz cond.	---	---	11.98	dBm	INFO
Ref. Frequency	---	---	5232.800	MHz	INFO

READ SA SETTINGS:

RefLevel [dBm] | RefLevelOffset [dB] | InpAtt [dB]	19.98 | 16.45 | 20
Start [MHz] | Stop [MHz]	5180.000 | 5280.000
RBW [MHz] | VBW [MHz]	0.500000 | 3.000000
Detector | TraceMode	POS | MAXH
Sweep: time [ms] | count | points per Section | type	1 | 2500 | 1001 | SWE

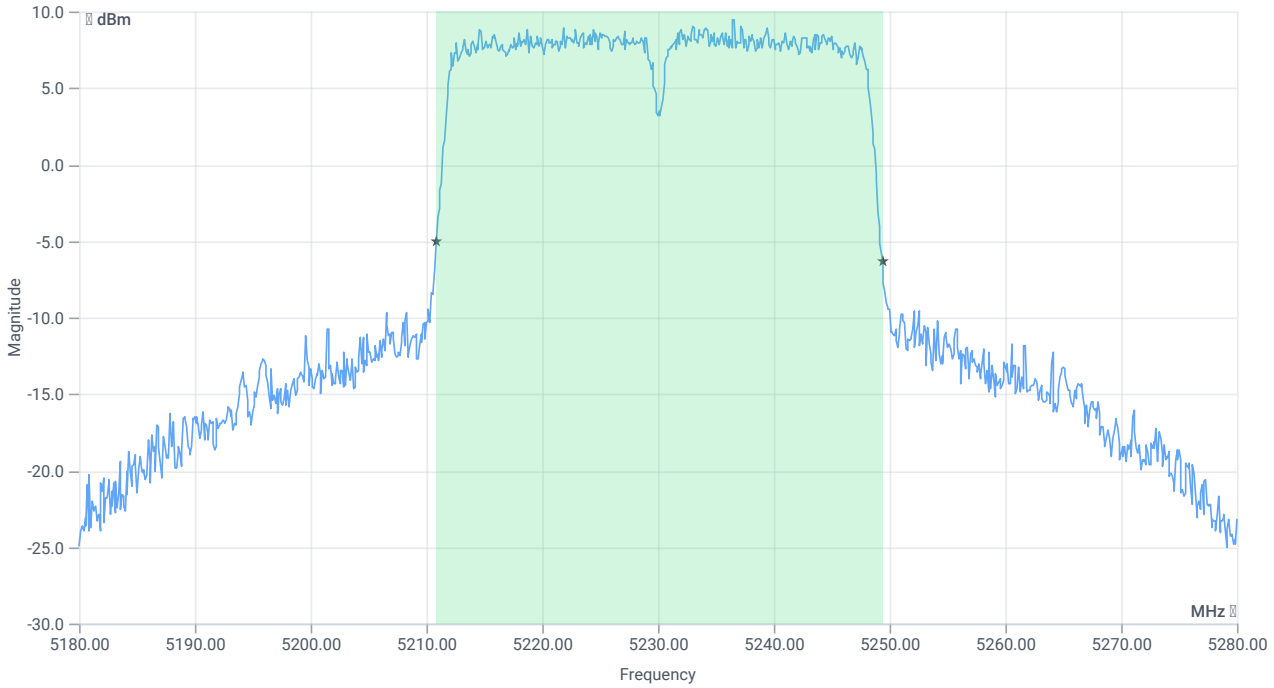

BW 99PCT

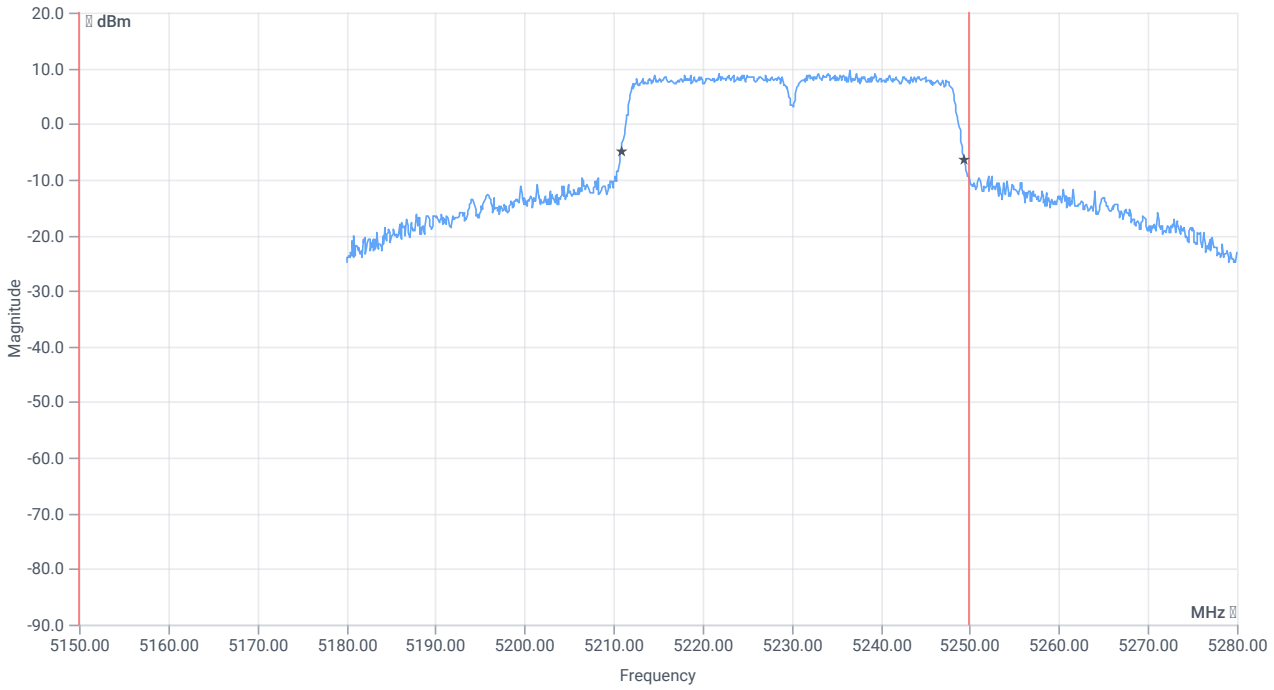

BW within Band 99PCT

RESULT

DESCRIPTION	LOWER LIMIT	UPPER LIMIT	MEASURED	UNIT	VERDICT
Bandwidth 99%	---	---	38.462	MHz	INFO
T1 99%	5150.000000	---	5210.9191	MHz	PASS
T2 99%	---	5250.000000	5249.3806	MHz	PASS

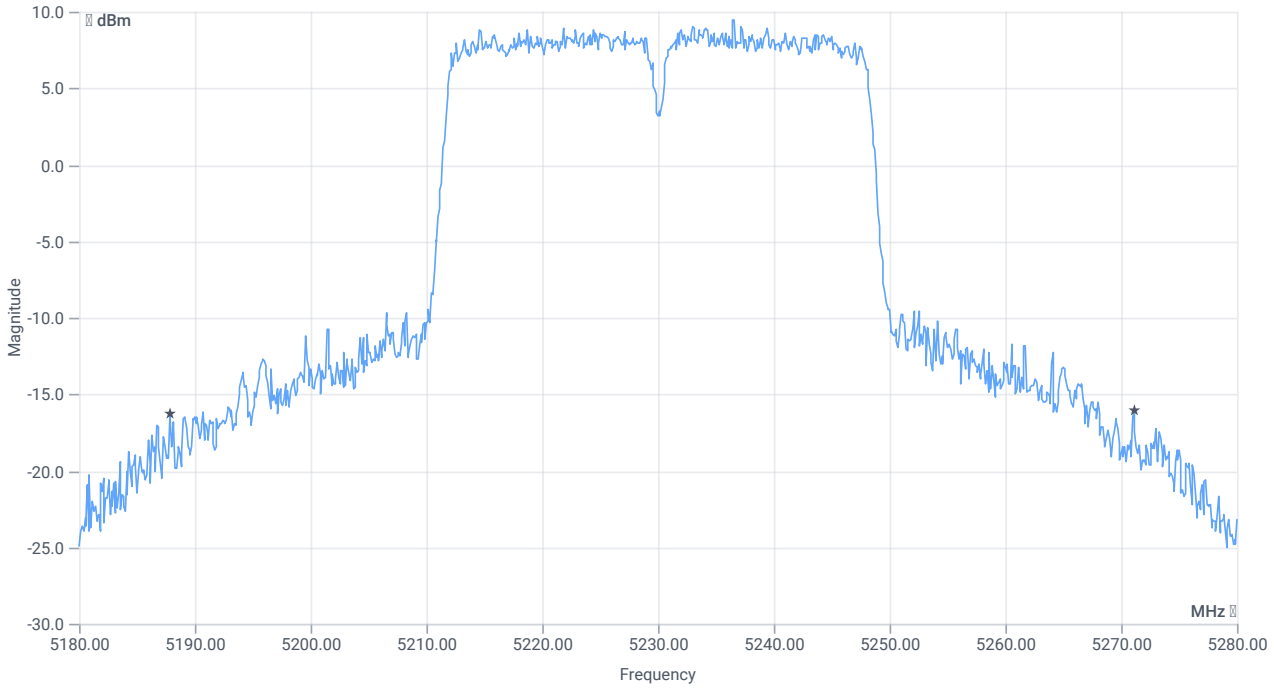

BW 26dB

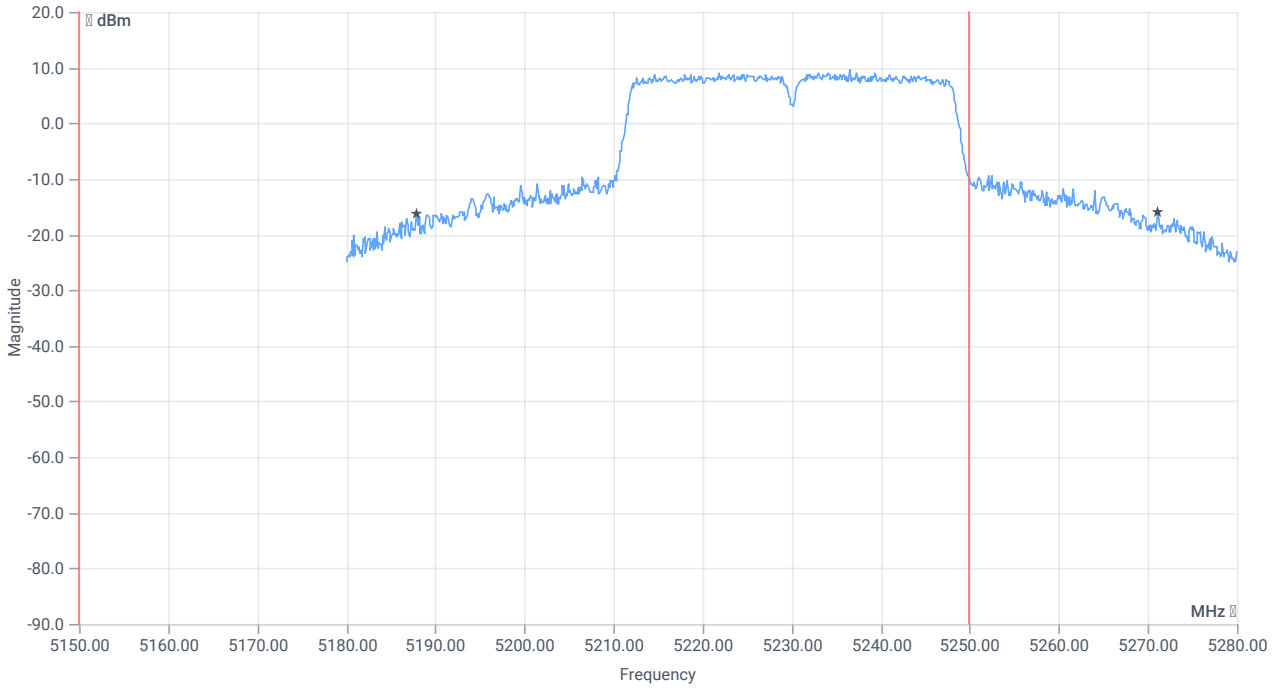

BW within Band 26dB

RESULT

DESCRIPTION	LOWER LIMIT	UPPER LIMIT	MEASURED	UNIT	VERDICT
Bandwidth 26dB	---	---	83.3	MHz	INFO
T1 26dB	5150.000000	---	5187.8000	MHz	PASS
T2 26dB	---	5250.000000	5271.1000	MHz	DFS required

Verdict
PASS

FCC 15.407 # Max output power and psd ~ WLAN5Gx n-HT40 mode U-NII-1

References

TC start	19.01.2024 08:10:21
Ambit temp [°C] | humidity [rel%]	20.6 | 26
System version	4.7.1.5
Standard | Version	FCC 15.407 | NI
Method	KDB789033 D02, F., E.2.e.
Description	FCC 15.407 Max Output Power & PSD - WLAN5Gx n-HT40 mode U-NII-1
Information	

EUT Common Settings WLAN5Gx

Number of Antenna Ports	2
User Interaction	No
Device Class UNII_1	Client
Limit W52 Japan	Standard

Test Parameter

Technology to test	WLAN5Gx n-HT40 mode
Antenna port used	2
Temperature	nom
Voltage	nom
Frequency low to test	False | Freq [MHz] 5190
Frequency mid to test	False | Freq [MHz] 0
Frequency high to test	True | Freq [MHz] 5230
Auto control enabled power supply | Climatic Box	No | No
Additional path loss [dB]	1.4
Full path name | type	EUT - SignalingUnit - SpectrumAnalyzer

Equipment

Signal analyzer,Rohde&Schwarz,FSV-40,1307.9002K40/101042,3.70
Switch matrix,CTCadvanced,SPM-4 NI DAQ,28016133,NI

Test at TX 5230 MHz

RESULT: Reference Power cond.

DESCRIPTION	LOWER LIMIT	UPPER LIMIT	MEASURED	UNIT	VERDICT
Ref. Power 1MHz/1MHz cond.	---	---	12.81	dBm	INFO
Ref. Frequency	---	---	5244.790	MHz	INFO

Evaluation max. Duty Cycle

Duty Cycle evaluation

DESCRIPTION	LOWER LIMIT	UPPER LIMIT	MEASURED	UNIT	VERDICT
Result Summary					
Number of detected Bursts:167					
Duty Cycle (Burst Ratio) max	---	---	0.792	---	INFO
Duty Cycle max	---	---	1.013	dB	INFO
Duty Cycle (Burst Ratio) min	---	---	0.75	---	INFO
Duty Cycle min	---	---	1.249	dB	INFO
Max TX Burst Length	---	---	0.475	ms	INFO
Min Gap Length	---	---	0.125	ms	INFO
Max Gap Length	---	---	0.15	ms	INFO

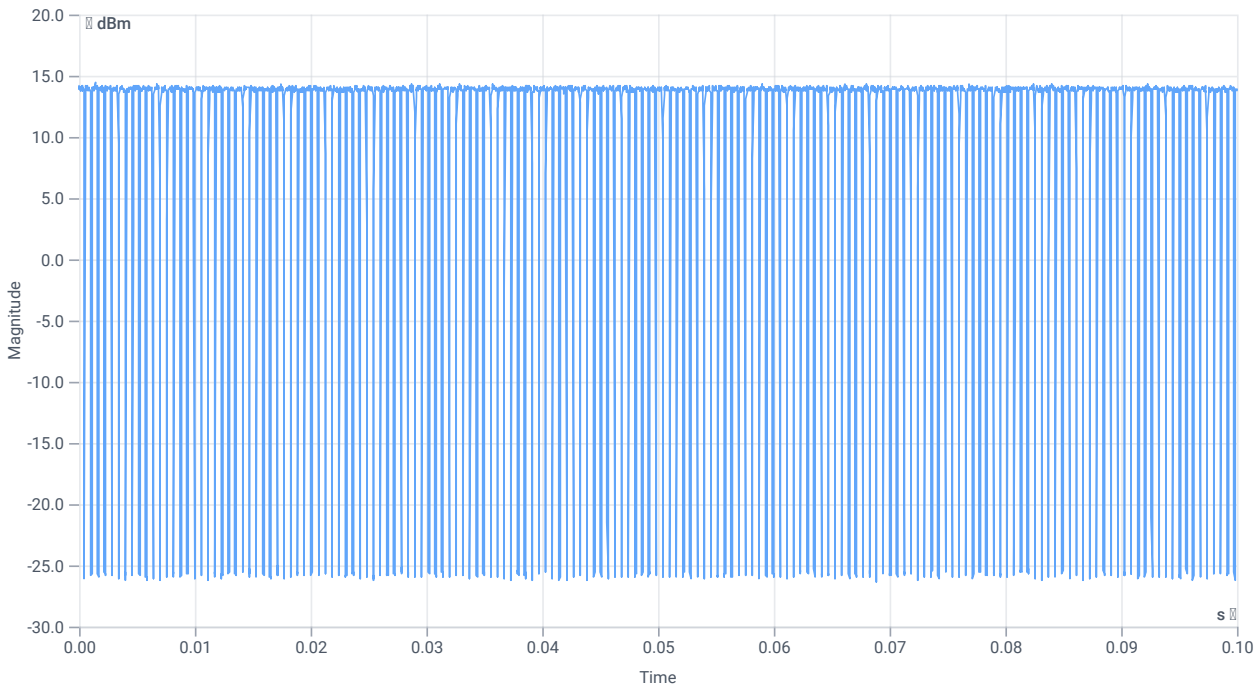

Duty cycle

Evaluation Bandwidth

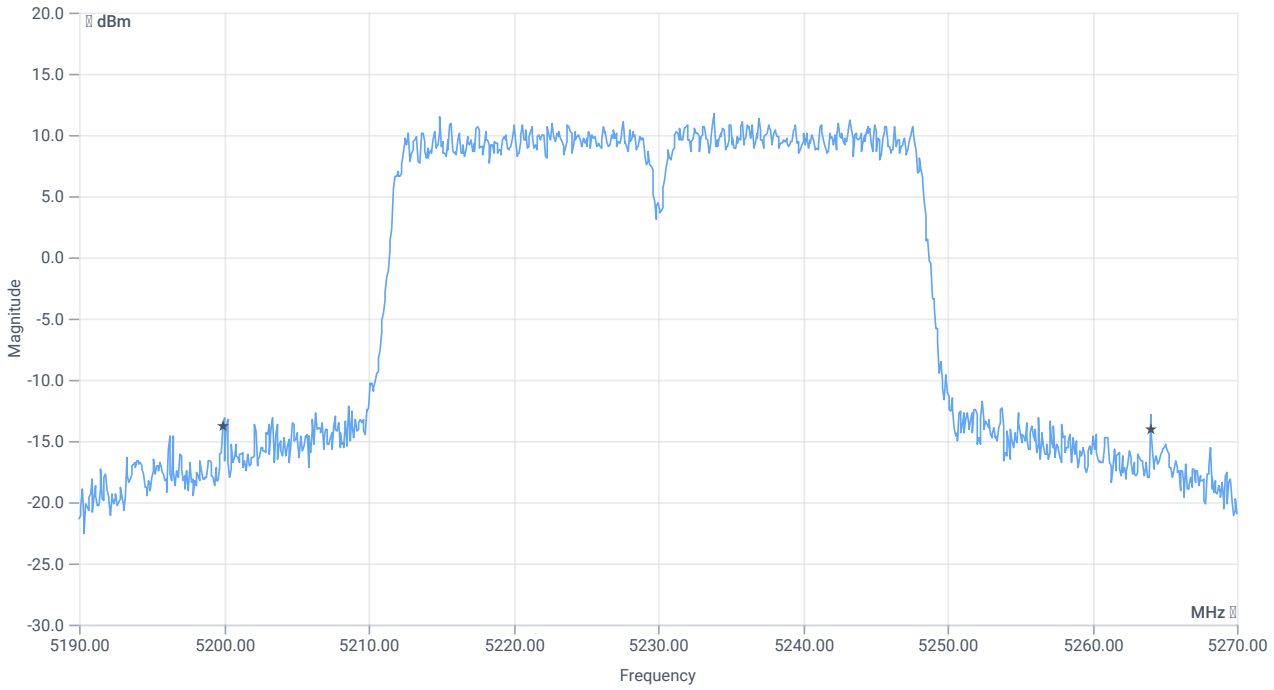

BW 26dB

RESULT

DESCRIPTION	LOWER LIMIT	UPPER LIMIT	MEASURED	UNIT	VERDICT
Bandwidth 26dB	---	---	64.16	MHz	INFO
T1 26dB	---	---	5199.9200	MHz	INFO
T2 26dB	---	---	5264.0800	MHz	INFO

Maximum Output Power

READ SA SETTINGS:

RefLevel [dBm] | RefLevelOffset [dB] | InpAtt [dB]	24.81 | 16.45 | 25
Start [MHz] | Stop [MHz]	5190.000 | 5270.000
RBW [MHz] | VBW [MHz]	1.000000 | 3.000000
Detector | TraceMode	RMS | MAXH
Sweep: time [ms] | count | points per Section | type	53700 | 1 | 161 | SWE

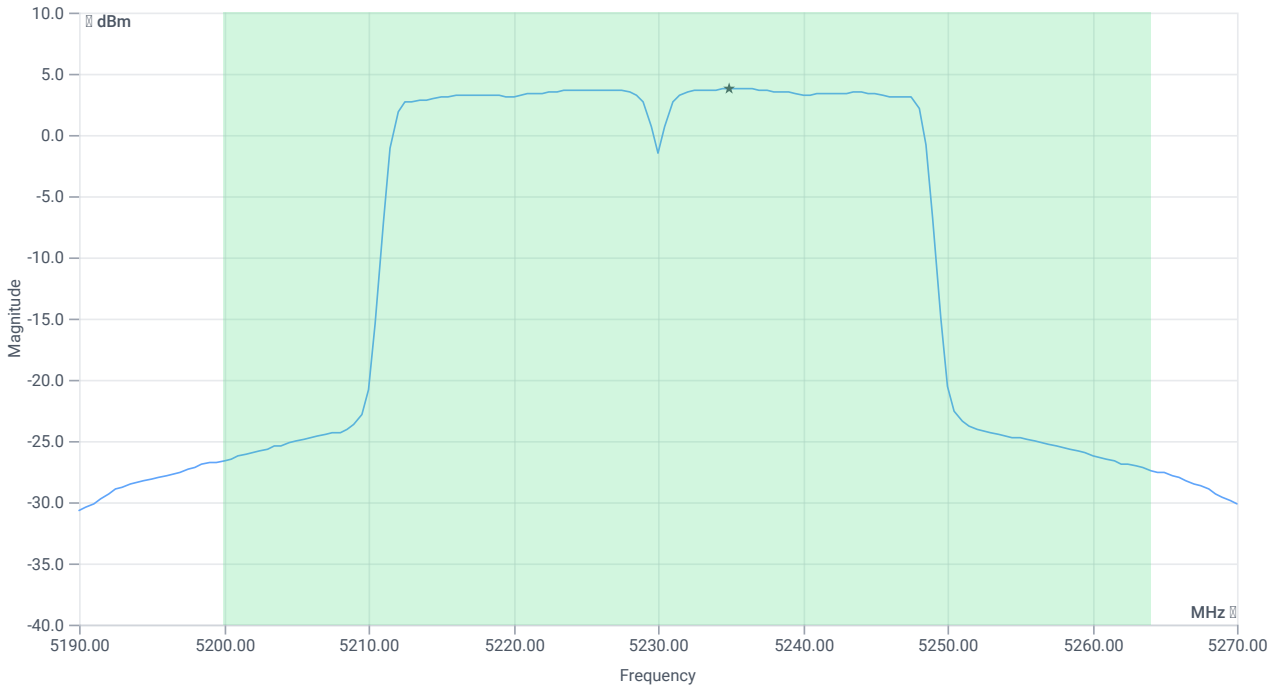

Max OP and PSD

RESULT

DESCRIPTION	LOWER LIMIT	UPPER LIMIT	MEASURED	UNIT	VERDICT
Max Output Power	---	---	18.63	dBm	INFO
Duty Cycle Correction	---	---	1.25	dB	INFO
Limit absolute					
Max Output Power DC corrected	---	24	19.88	dBm	PASS
Limit: 11 dBm + 10 log 64.16					
Max Output Power DC corrected	---	29.07	19.88	dBm	na

Power Spectral Density

RESULT

DESCRIPTION	LOWER LIMIT	UPPER LIMIT	MEASURED	UNIT	VERDICT
Power Spectral Density	---	---	3.79	dBm/1MHz	INFO
Duty Cycle Correction	---	---	1.25	dB	INFO
Power Spectral Density DC corrected	---	11	5.04	dBm/1MHz	PASS

Verdict
PASS

FCC 15.407, ISED RSS247 # Bandwidths 99PCT and 20dB ~ WLAN5Gx n-HT40 mode U-NII-1

References

TC start	19.01.2024 08:11:55
Ambit temp [°C] | humidity [rel%]	20.7 | 27
System version	4.7.1.5
Standard | Version	FCC 15.407, ISED RSS247 | NI
Method	26dB Bandwidth KDB789033 D02, C.1 / ISED RSS-GEN
Description	FCC 15.407 Bandwidths - WLAN5Gx n-HT40 mode U-NII-1
Information	

EUT Common Settings WLAN5Gx

Number of Antenna Ports	2
User Interaction	No
Device Class UNII_1	Client
Limit W52 Japan	Standard

Test Parameter

Technology to test	WLAN5Gx n-HT40 mode
Antenna port used	2
Temperature	nom
Voltage	nom
Frequency low to test	False | Freq [MHz] 5190
Frequency mid to test	False | Freq [MHz] 0
Frequency high to test	True | Freq [MHz] 5230
Auto control enabled power supply | Climatic Box	No | No
Additional path loss [dB]	1.4
Full path name | type	EUT - SignalingUnit - SpectrumAnalyzer

Equipment

Signal analyzer,Rohde&Schwarz,FSV-40,1307.9002K40/101042,3.70
Switch matrix,CTCadvanced,SPM-4 NI DAQ,28016133,NI

Test at TX 5230 MHz

RESULT: Reference Power cond.

DESCRIPTION	LOWER LIMIT	UPPER LIMIT	MEASURED	UNIT	VERDICT
Ref. Power 1MHz/1MHz cond.	---	---	12.96	dBm	INFO
Ref. Frequency	---	---	5225.400	MHz	INFO

READ SA SETTINGS:

RefLevel [dBm] | RefLevelOffset [dB] | InpAtt [dB]	20.96 | 16.45 | 20
Start [MHz] | Stop [MHz]	5180.000 | 5280.000
RBW [MHz] | VBW [MHz]	0.500000 | 3.000000
Detector | TraceMode	POS | MAXH
Sweep: time [ms] | count | points per Section | type	1 | 2500 | 1001 | SWE

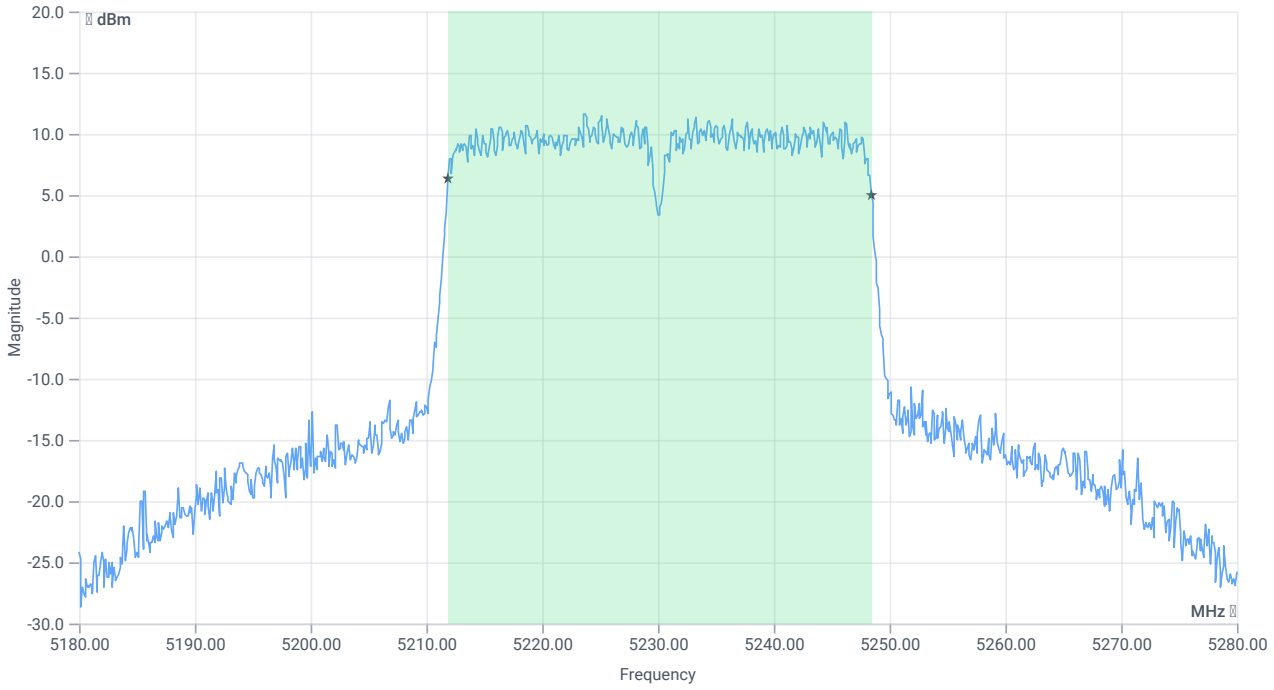

BW 99PCT

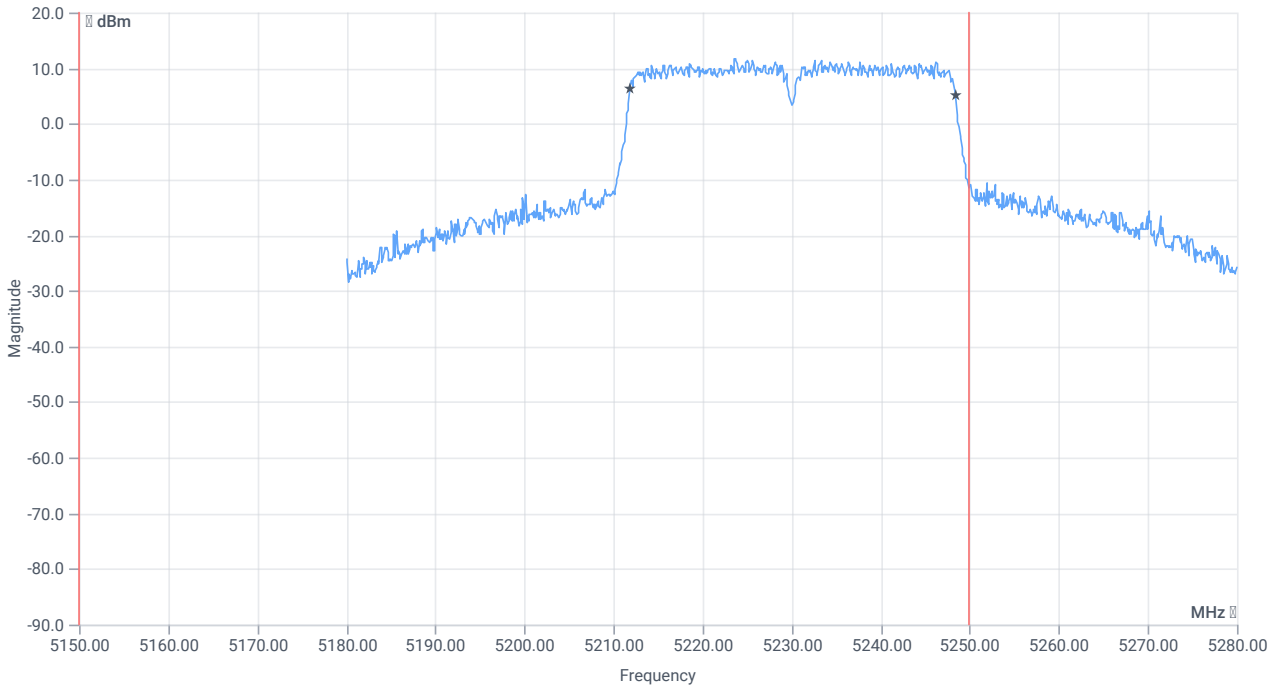

BW within Band 99PCT

RESULT

DESCRIPTION	LOWER LIMIT	UPPER LIMIT	MEASURED	UNIT	VERDICT
Bandwidth 99%	---	---	36.563	MHz	INFO
T1 99%	5150.000000	---	5211.8182	MHz	PASS
T2 99%	---	5250.000000	5248.3816	MHz	PASS

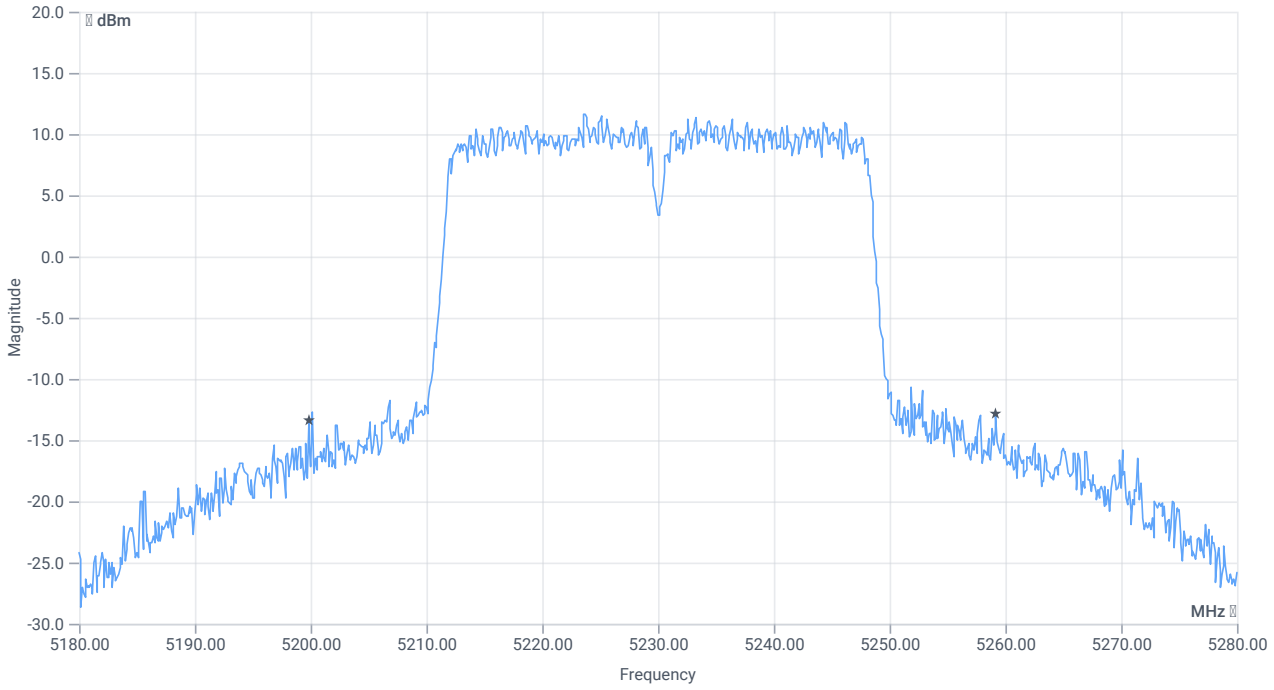

BW 26dB

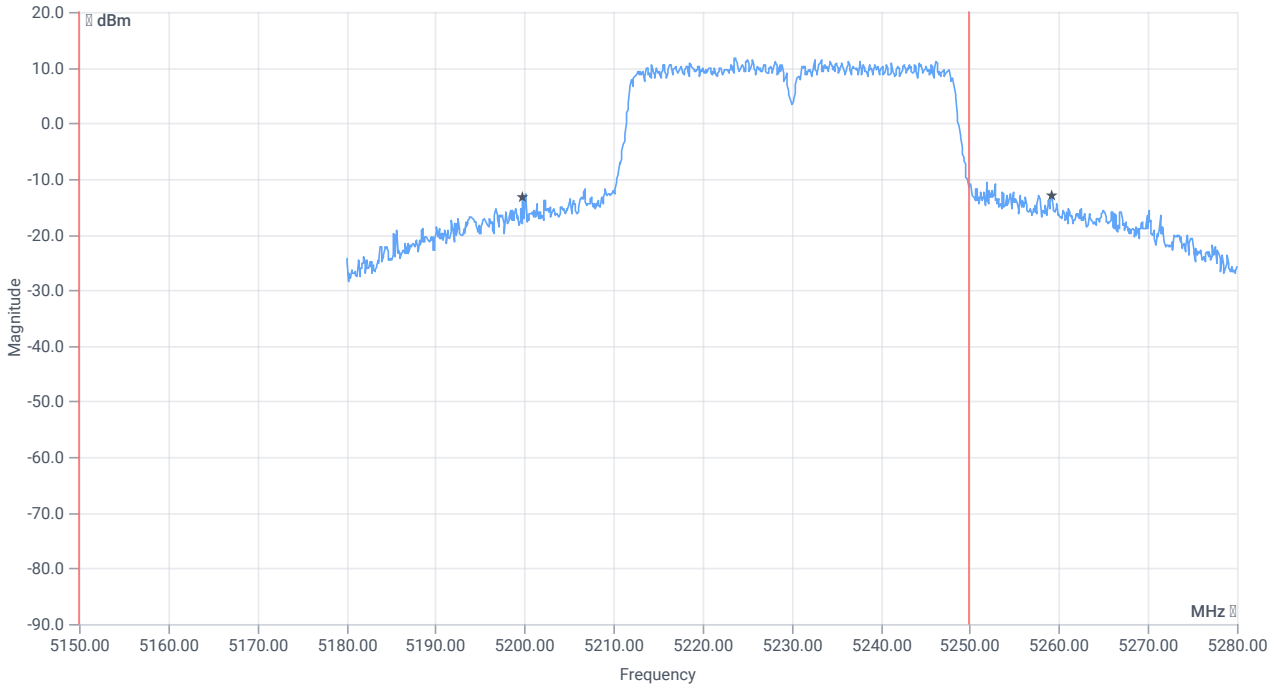

BW within Band 26dB

RESULT

DESCRIPTION	LOWER LIMIT	UPPER LIMIT	MEASURED	UNIT	VERDICT
Bandwidth 26dB	---	---	59.4	MHz	INFO
T1 26dB	5150.000000	---	5199.8000	MHz	PASS
T2 26dB	---	5250.000000	5259.2000	MHz	DFS required

Verdict
PASS

FCC 15.407 # MIMO ∑ Max output power and psd ~ WLAN5Gx n-HT40 mode U-NII-1

References

TC start	19.01.2024 08:12:31
Ambit temp [°C] | humidity [rel%]	20.7 | 27
System version	4.7.1.5
Standard | Version	FCC 15.407 | NI
Method	
Description	MIMO ∑ FCC Power & psd - WLAN5Gx n-HT40 mode U-NII-1
Information	

EUT Common Settings WLAN5Gx

Number of Antenna Ports	2
User Interaction	No
Device Class UNII_1	Client
Limit W52 Japan	Standard

Test Parameter

Technology to test	WLAN5Gx n-HT40 mode
Antenna port used	several
Temperature	nom
Voltage	nom
Frequency low to test	False | Freq [MHz] 5190
Frequency mid to test	False | Freq [MHz] 0
Frequency high to test	True | Freq [MHz] 5230
Auto control enabled power supply | Climatic Box	No | No
Additional path loss [dB]	1.4
Full path name | type	None

Equipment

Test at TX 5230 MHz

RESULT Power

DESCRIPTION	LOWER LIMIT	UPPER LIMIT	MEASURED	UNIT	VERDICT
Ant:1 Max Output Power DC corrected	---	---	19.43	dBm	INFO
Ant:1 BW 26dB	---	---	78.800	MHz	INFO
Ant:2 Max Output Power DC corrected	---	---	19.88	dBm	INFO
Ant:2 BW 26dB	---	---	64.160	MHz	INFO
∑ Limit absolute	---	24	22.67	dBm	PASS
∑ Limit: 11 dBm + 10 log 64.16	---	29.07	22.67	dBm	na

RESULT PSD

DESCRIPTION	LOWER LIMIT	UPPER LIMIT	MEASURED	UNIT	VERDICT
Ant:1 PSD	---	---	4.45	dBm/1MHz	INFO
Ant:2 PSD	---	---	5.04	dBm/1MHz	INFO
∑	---	11	7.77	dBm/1MHz	PASS

Verdict
PASS

FCC 15.407 # Max output power and psd ~ WLAN5Gx n-HT40 mode U-NII-2A

References

TC start	19.01.2024 08:13:54
Ambit temp [°C] | humidity [rel%]	20.7 | 28
System version	4.7.1.5
Standard | Version	FCC 15.407 | NI
Method	KDB789033 D02, F., E.2.e.
Description	FCC 15.407 Max Output Power & PSD - WLAN5Gx n-HT40 mode U-NII-2A
Information	

EUT Common Settings WLAN5Gx

Number of Antenna Ports	2
User Interaction	No
Device Class UNII_1	Client
Limit W52 Japan	Standard

Test Parameter

Technology to test	WLAN5Gx n-HT40 mode
Antenna port used	1
Temperature	nom
Voltage	nom
Frequency low to test	True | Freq [MHz] 5270
Frequency mid to test	False | Freq [MHz] 0
Frequency high to test	False | Freq [MHz] 5310
Auto control enabled power supply | Climatic Box	No | No
Additional path loss [dB]	1.4
Full path name | type	EUT - SignalingUnit - SpectrumAnalyzer

Equipment

Signal analyzer,Rohde&Schwarz,FSV-40,1307.9002K40/101042,3.70
Switch matrix,CTCadvanced,SPM-4 NI DAQ,28016133,NI

Test at TX 5270 MHz

RESULT: Reference Power cond.

DESCRIPTION	LOWER LIMIT	UPPER LIMIT	MEASURED	UNIT	VERDICT
Ref. Power 1MHz/1MHz cond.	---	---	12.52	dBm	INFO
Ref. Frequency	---	---	5274.000	MHz	INFO

Evaluation max. Duty Cycle

Duty Cycle evaluation

DESCRIPTION	LOWER LIMIT	UPPER LIMIT	MEASURED	UNIT	VERDICT
Result Summary					
Number of detected Bursts:167					
Duty Cycle (Burst Ratio) max	---	---	0.792	---	INFO
Duty Cycle max	---	---	1.013	dB	INFO
Duty Cycle (Burst Ratio) min	---	---	0.75	---	INFO
Duty Cycle min	---	---	1.249	dB	INFO
Max TX Burst Length	---	---	0.475	ms	INFO
Min Gap Length	---	---	0.125	ms	INFO
Max Gap Length	---	---	0.15	ms	INFO

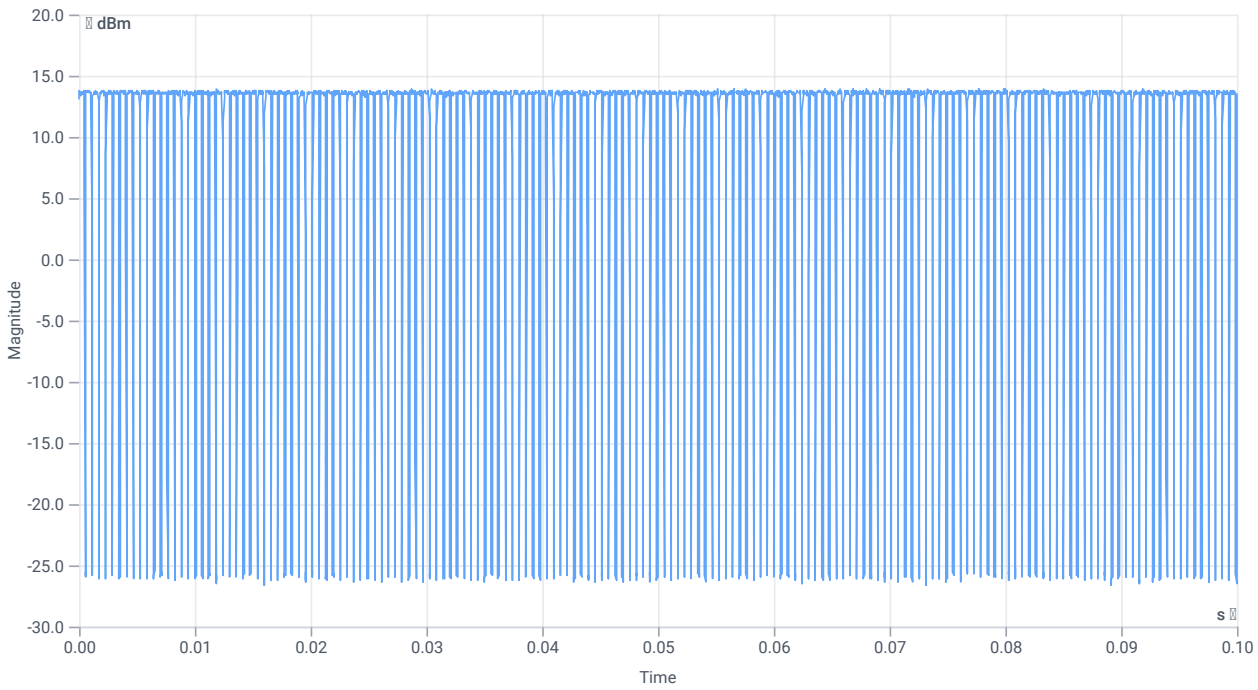

Duty cycle

Evaluation Bandwidth

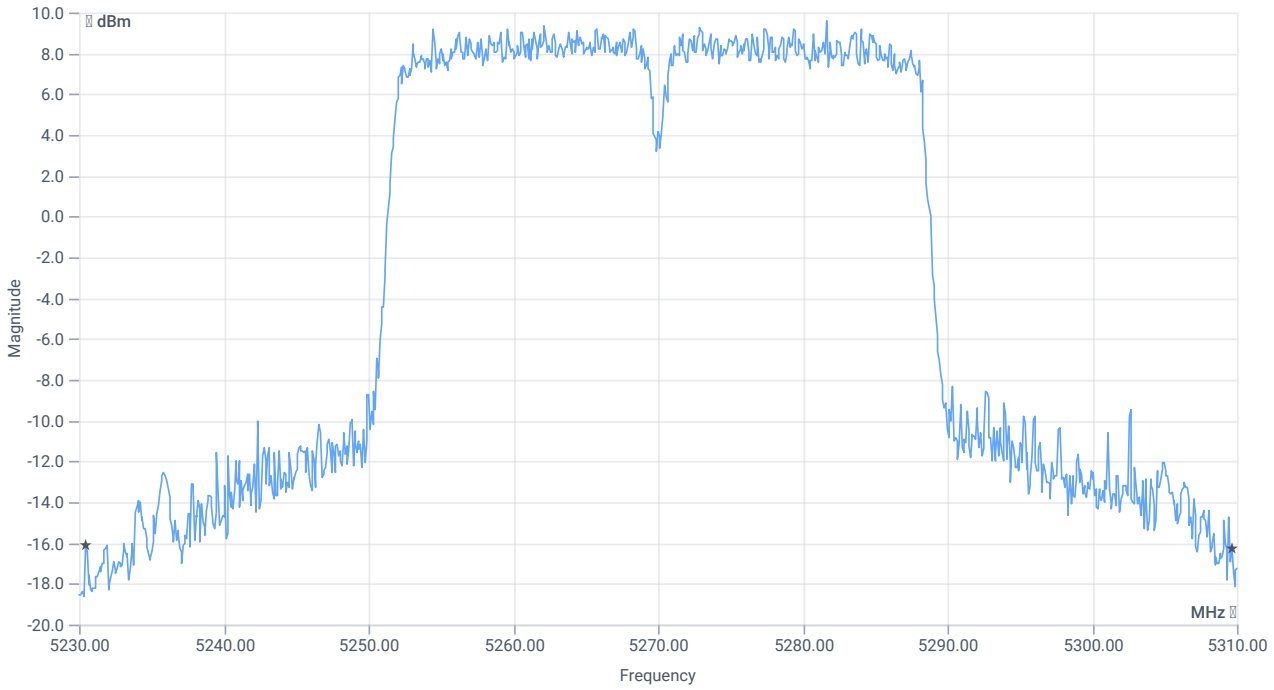

BW 26dB

RESULT

DESCRIPTION	LOWER LIMIT	UPPER LIMIT	MEASURED	UNIT	VERDICT
Bandwidth 26dB	---	---	79.2	MHz	INFO
T1 26dB	---	---	5230.4800	MHz	INFO
T2 26dB	---	---	5309.6800	MHz	INFO

Maximum Output Power

READ SA SETTINGS:

RefLevel [dBm] | RefLevelOffset [dB] | InpAtt [dB]	24.52 | 16.32 | 25
Start [MHz] | Stop [MHz]	5230.000 | 5310.000
RBW [MHz] | VBW [MHz]	1.000000 | 3.000000
Detector | TraceMode	RMS | MAXH
Sweep: time [ms] | count | points per Section | type	53700 | 1 | 161 | SWE

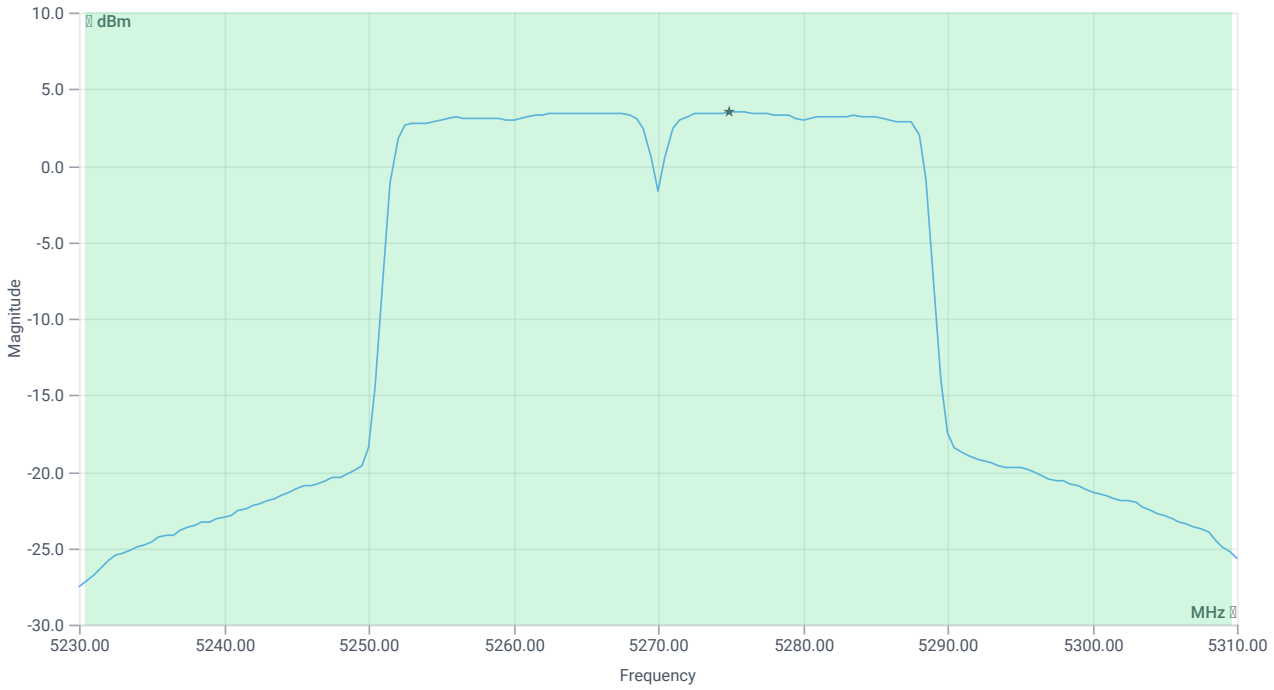

Max OP and PSD

RESULT

DESCRIPTION	LOWER LIMIT	UPPER LIMIT	MEASURED	UNIT	VERDICT
Max Output Power	---	---	18.45	dBm	INFO
Duty Cycle Correction	---	---	1.25	dB	INFO
Limit absolute					
Max Output Power DC corrected	---	24	19.7	dBm	PASS
Limit: 11 dBm + 10 log 79.2					
Max Output Power DC corrected	---	29.99	19.7	dBm	PASS

Power Spectral Density

RESULT

DESCRIPTION	LOWER LIMIT	UPPER LIMIT	MEASURED	UNIT	VERDICT
Power Spectral Density	---	---	3.48	dBm/1MHz	INFO
Duty Cycle Correction	---	---	1.25	dB	INFO
Power Spectral Density DC corrected	---	11	4.73	dBm/1MHz	PASS

Verdict
PASS

FCC 15.407, ISED RSS247 # Bandwidths 99PCT and 20dB ~ WLAN5Gx n-HT40 mode U-NII-2A

References

TC start	19.01.2024 08:15:26
Ambit temp [°C] | humidity [rel%]	20.7 | 28
System version	4.7.1.5
Standard | Version	FCC 15.407, ISED RSS247 | NI
Method	26dB Bandwidth KDB789033 D02, C.1 / ISED RSS-GEN
Description	FCC 15.407 Bandwidths - WLAN5Gx n-HT40 mode U-NII-2A
Information	

EUT Common Settings WLAN5Gx

Number of Antenna Ports	2
User Interaction	No
Device Class UNII_1	Client
Limit W52 Japan	Standard

Test Parameter

Technology to test	WLAN5Gx n-HT40 mode
Antenna port used	1
Temperature	nom
Voltage	nom
Frequency low to test	True | Freq [MHz] 5270
Frequency mid to test	False | Freq [MHz] 0
Frequency high to test	False | Freq [MHz] 5310
Auto control enabled power supply | Climatic Box	No | No
Additional path loss [dB]	1.4
Full path name | type	EUT - SignalingUnit - SpectrumAnalyzer

Equipment

Signal analyzer,Rohde&Schwarz,FSV-40,1307.9002K40/101042,3.70
Switch matrix,CTCadvanced,SPM-4 NI DAQ,28016133,NI

Test at TX 5270 MHz

RESULT: Reference Power cond.

DESCRIPTION	LOWER LIMIT	UPPER LIMIT	MEASURED	UNIT	VERDICT
Ref. Power 1MHz/1MHz cond.	---	---	12.07	dBm	INFO
Ref. Frequency	---	---	5261.810	MHz	INFO

READ SA SETTINGS:

RefLevel [dBm] | RefLevelOffset [dB] | InpAtt [dB]	20.07 | 16.32 | 20
Start [MHz] | Stop [MHz]	5220.000 | 5320.000
RBW [MHz] | VBW [MHz]	0.500000 | 3.000000
Detector | TraceMode	POS | MAXH
Sweep: time [ms] | count | points per Section | type	1 | 2500 | 1001 | SWE

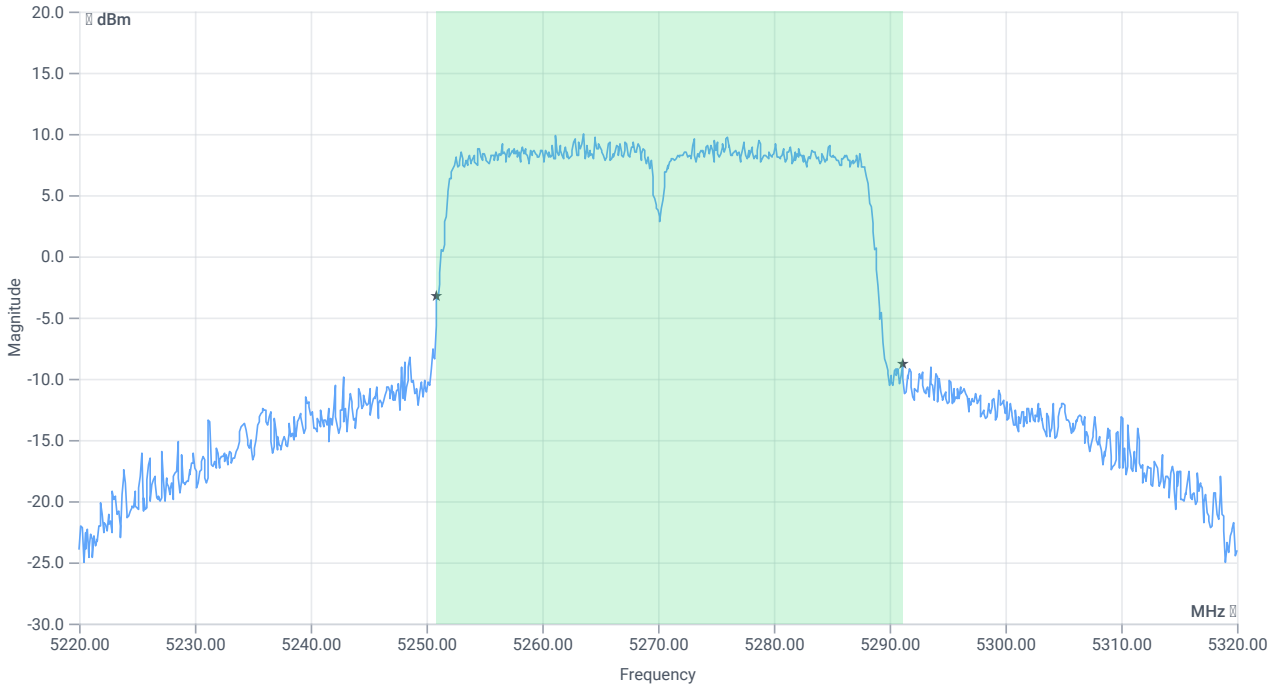

BW 99PCT

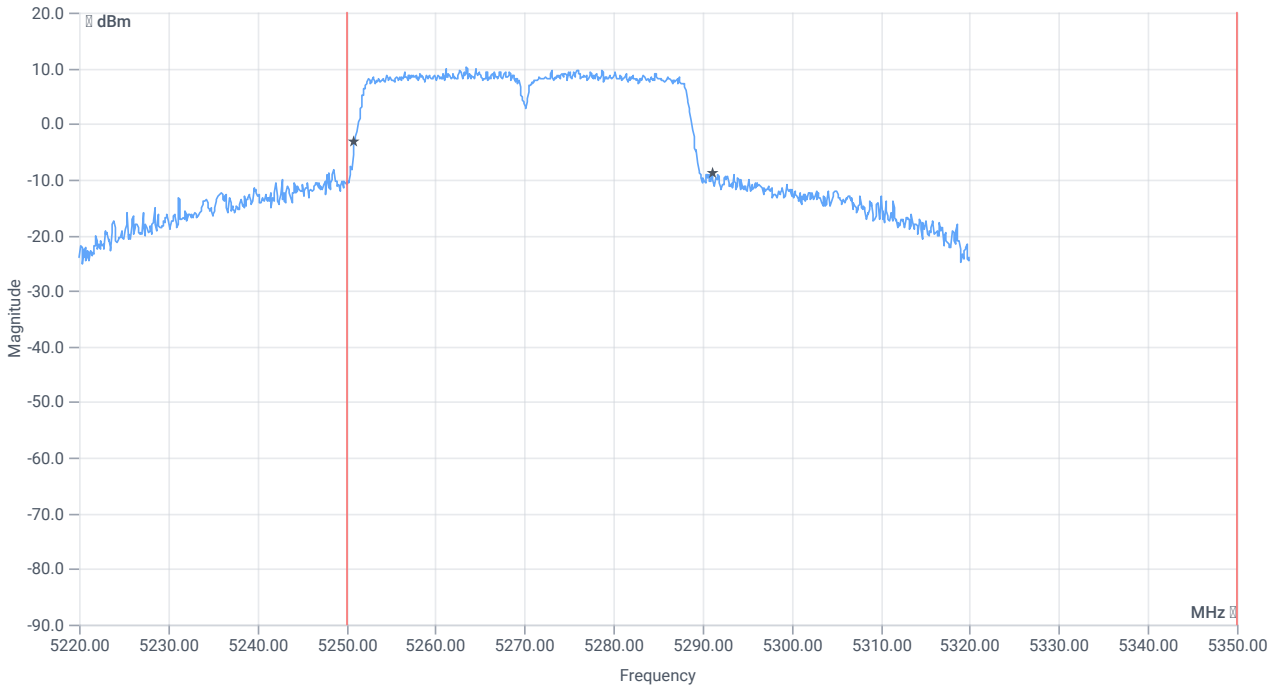

BW within Band 99PCT

RESULT

DESCRIPTION	LOWER LIMIT	UPPER LIMIT	MEASURED	UNIT	VERDICT
Bandwidth 99%	---	---	40.16	MHz	INFO
T1 99%	5250.000000	---	5250.9191	MHz	PASS since U-NII-1 is supported
T2 99%	---	5350.000000	5291.0789	MHz	PASS

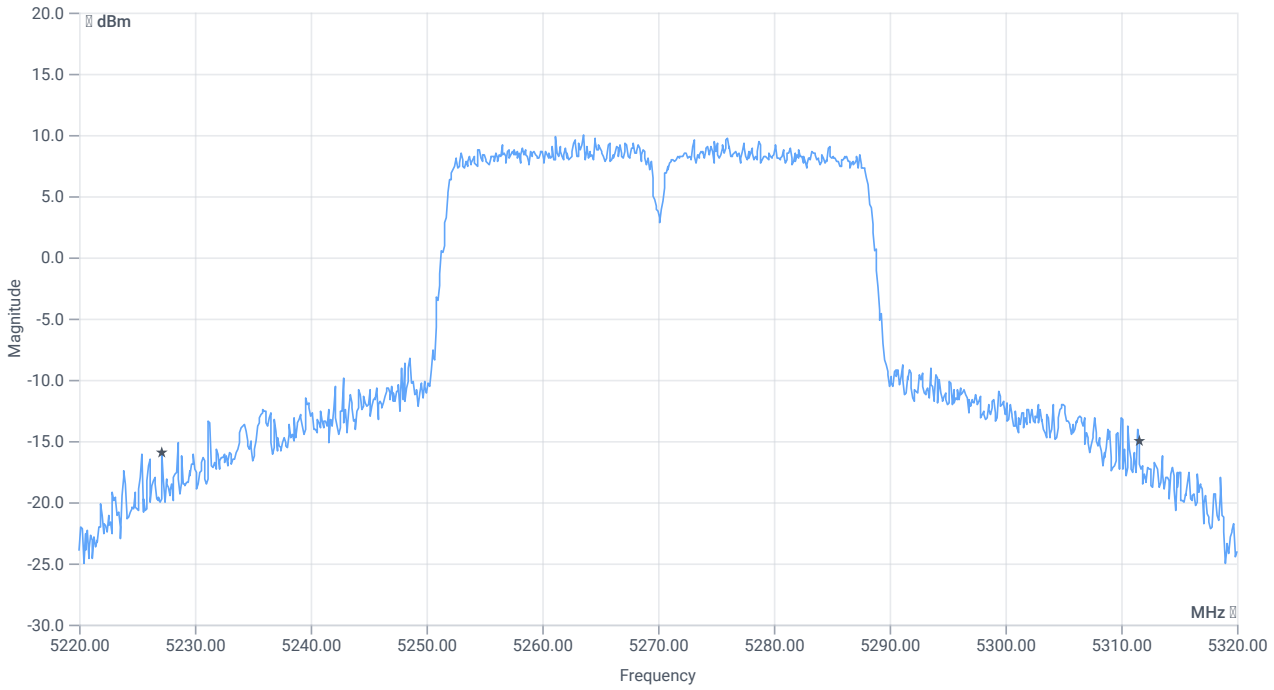

BW 26dB

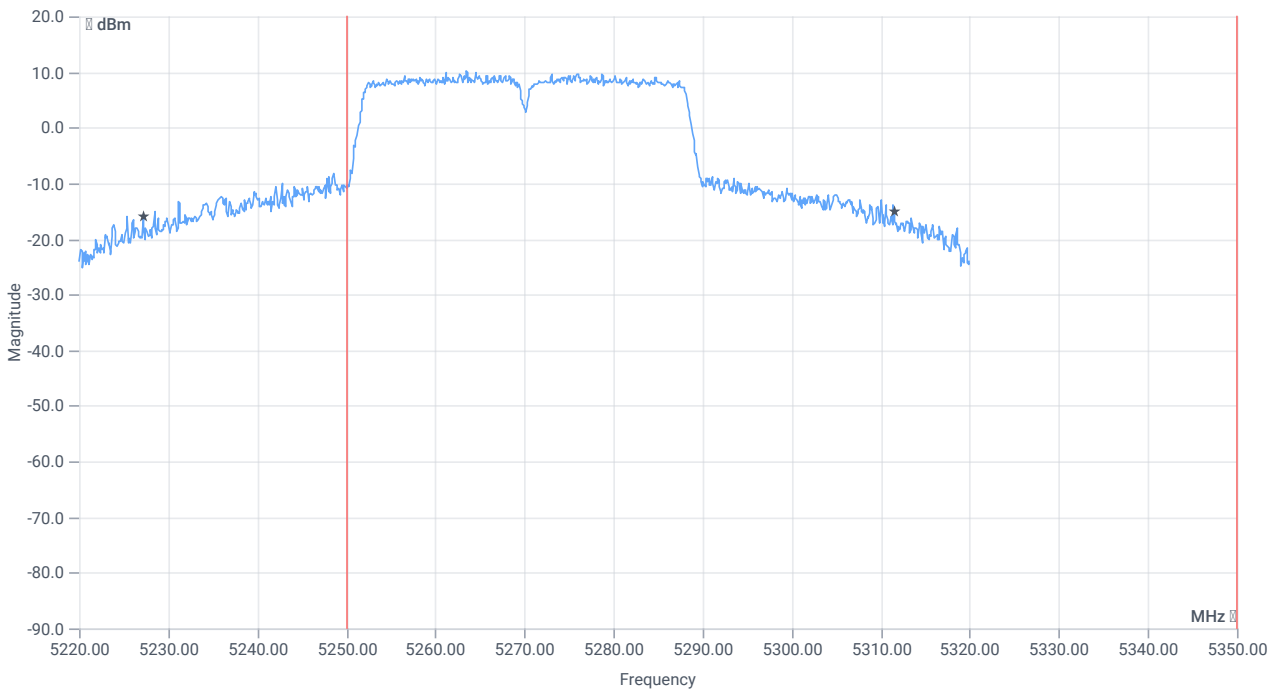

BW within Band 26dB

RESULT

DESCRIPTION	LOWER LIMIT	UPPER LIMIT	MEASURED	UNIT	VERDICT
Bandwidth 26dB	---	---	84.3	MHz	INFO

RESULT

DESCRIPTION	LOWER LIMIT	UPPER LIMIT	MEASURED	UNIT	VERDICT
T1 26dB	5250.000000	---	5227.2000	MHz	PASS since U-NII-1 is supported
T2 26dB	---	5350.000000	5311.5000	MHz	PASS

Verdict
PASS

FCC 15.407 # Max output power and psd ~ WLAN5Gx n-HT40 mode U-NII-2A

References

TC start	19.01.2024 08:16:03
Ambit temp [°C] | humidity [rel%]	20.7 | 28
System version	4.7.1.5
Standard | Version	FCC 15.407 | NI
Method	KDB789033 D02, F., E.2.e.
Description	FCC 15.407 Max Output Power & PSD - WLAN5Gx n-HT40 mode U-NII-2A
Information	

EUT Common Settings WLAN5Gx

Number of Antenna Ports	2
User Interaction	No
Device Class UNII_1	Client
Limit W52 Japan	Standard

Test Parameter

Technology to test	WLAN5Gx n-HT40 mode
Antenna port used	2
Temperature	nom
Voltage	nom
Frequency low to test	True | Freq [MHz] 5270
Frequency mid to test	False | Freq [MHz] 0
Frequency high to test	False | Freq [MHz] 5310
Auto control enabled power supply | Climatic Box	No | No
Additional path loss [dB]	1.4
Full path name | type	EUT - SignalingUnit - SpectrumAnalyzer

Equipment

Signal analyzer,Rohde&Schwarz,FSV-40,1307.9002K40/101042,3.70
Switch matrix,CTCadvanced,SPM-4 NI DAQ,28016133,NI

Test at TX 5270 MHz

RESULT: Reference Power cond.

DESCRIPTION	LOWER LIMIT	UPPER LIMIT	MEASURED	UNIT	VERDICT
Ref. Power 1MHz/1MHz cond.	---	---	13.04	dBm	INFO
Ref. Frequency	---	---	5271.600	MHz	INFO

Evaluation max. Duty Cycle

Duty Cycle evaluation

DESCRIPTION	LOWER LIMIT	UPPER LIMIT	MEASURED	UNIT	VERDICT
Result Summary					
Number of detected Bursts:167					
Duty Cycle (Burst Ratio) max	---	---	0.792	---	INFO
Duty Cycle max	---	---	1.013	dB	INFO
Duty Cycle (Burst Ratio) min	---	---	0.75	---	INFO
Duty Cycle min	---	---	1.249	dB	INFO
Max TX Burst Length	---	---	0.475	ms	INFO
Min Gap Length	---	---	0.125	ms	INFO
Max Gap Length	---	---	0.15	ms	INFO

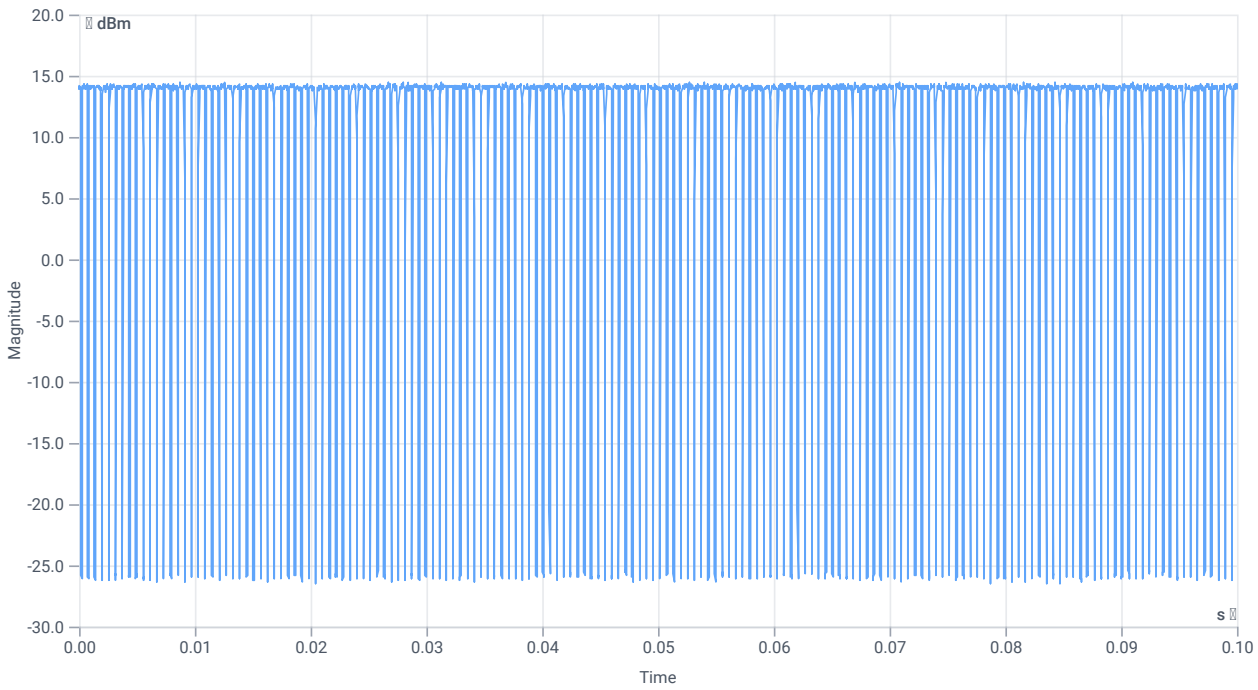

Duty cycle

Evaluation Bandwidth

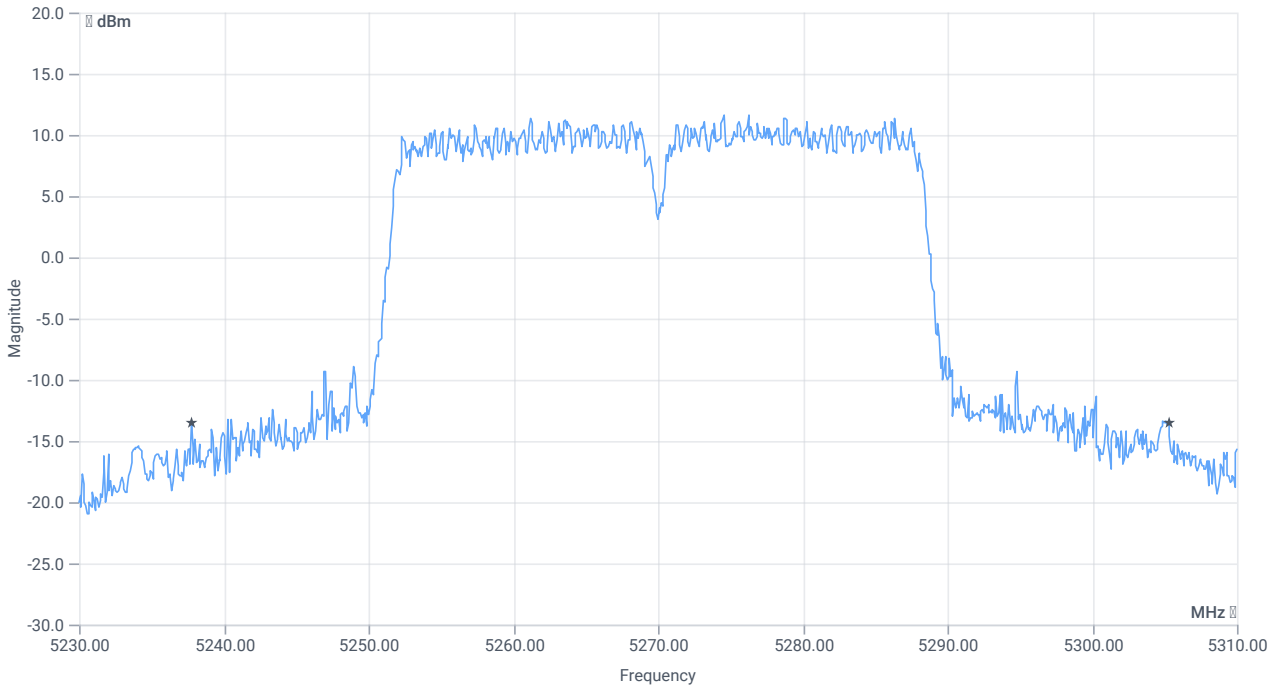

BW 26dB

RESULT

DESCRIPTION	LOWER LIMIT	UPPER LIMIT	MEASURED	UNIT	VERDICT
Bandwidth 26dB	---	---	67.52	MHz	INFO
T1 26dB	---	---	5237.7600	MHz	INFO
T2 26dB	---	---	5305.2800	MHz	INFO

Maximum Output Power

READ SA SETTINGS:

RefLevel [dBm] | RefLevelOffset [dB] | InpAtt [dB]	25.04 | 16.32 | 25
Start [MHz] | Stop [MHz]	5230.000 | 5310.000
RBW [MHz] | VBW [MHz]	1.000000 | 3.000000
Detector | TraceMode	RMS | MAXH
Sweep: time [ms] | count | points per Section | type	53700 | 1 | 161 | SWE

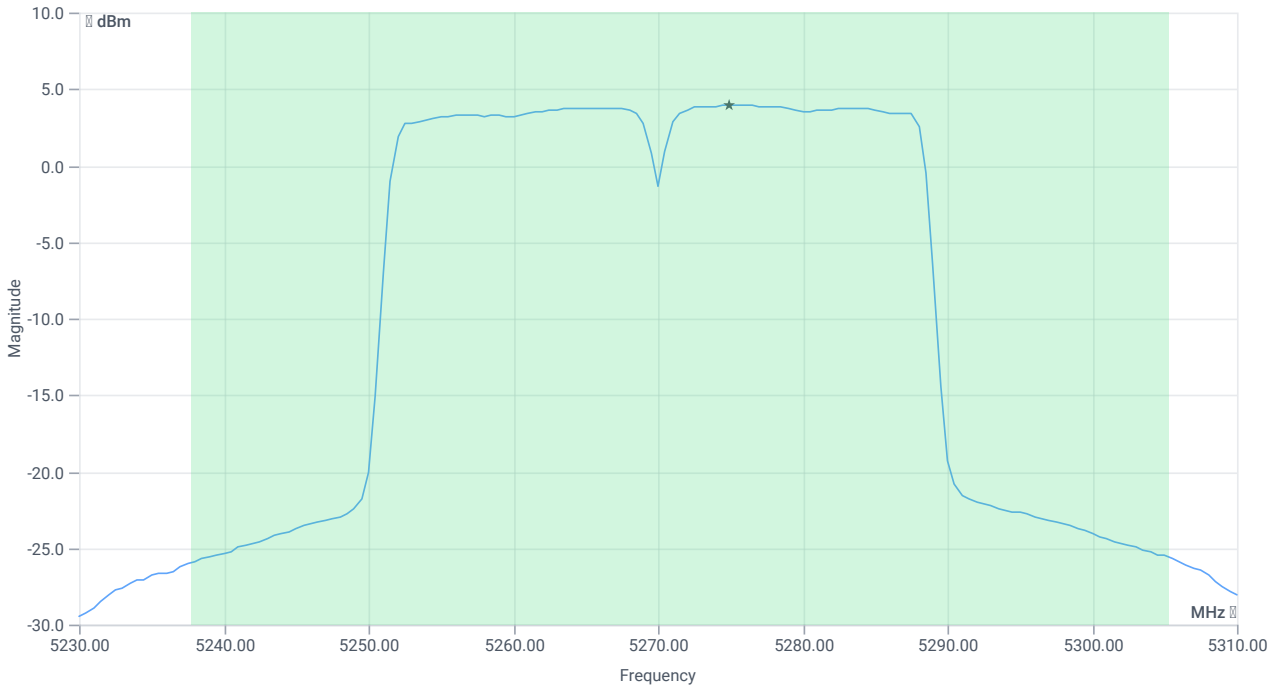

Max OP and PSD

RESULT

DESCRIPTION	LOWER LIMIT	UPPER LIMIT	MEASURED	UNIT	VERDICT
Max Output Power	---	---	18.79	dBm	INFO
Duty Cycle Correction	---	---	1.25	dB	INFO
Limit absolute					
Max Output Power DC corrected	---	24	20.04	dBm	PASS
Limit: 11 dBm + 10 log 67.52					
Max Output Power DC corrected	---	29.29	20.04	dBm	PASS

Power Spectral Density

RESULT

DESCRIPTION	LOWER LIMIT	UPPER LIMIT	MEASURED	UNIT	VERDICT
Power Spectral Density	---	---	3.97	dBm/1MHz	INFO
Duty Cycle Correction	---	---	1.25	dB	INFO
Power Spectral Density DC corrected	---	11	5.22	dBm/1MHz	PASS

Verdict
PASS

FCC 15.407, ISED RSS247 # Bandwidths 99PCT and 20dB ~ WLAN5Gx n-HT40 mode U-NII-2A

References

TC start	19.01.2024 08:17:35
Ambit temp [°C] | humidity [rel%]	20.8 | 29
System version	4.7.1.5
Standard | Version	FCC 15.407, ISED RSS247 | NI
Method	26dB Bandwidth KDB789033 D02, C.1 / ISED RSS-GEN
Description	FCC 15.407 Bandwidths - WLAN5Gx n-HT40 mode U-NII-2A
Information	

EUT Common Settings WLAN5Gx

Number of Antenna Ports	2
User Interaction	No
Device Class UNII_1	Client
Limit W52 Japan	Standard

Test Parameter

Technology to test	WLAN5Gx n-HT40 mode
Antenna port used	2
Temperature	nom
Voltage	nom
Frequency low to test	True | Freq [MHz] 5270
Frequency mid to test	False | Freq [MHz] 0
Frequency high to test	False | Freq [MHz] 5310
Auto control enabled power supply | Climatic Box	No | No
Additional path loss [dB]	1.4
Full path name | type	EUT - SignalingUnit - SpectrumAnalyzer

Equipment

Signal analyzer,Rohde&Schwarz,FSV-40,1307.9002K40/101042,3.70
Switch matrix,CTCadvanced,SPM-4 NI DAQ,28016133,NI

Test at TX 5270 MHz

RESULT: Reference Power cond.

DESCRIPTION	LOWER LIMIT	UPPER LIMIT	MEASURED	UNIT	VERDICT
Ref. Power 1MHz/1MHz cond.	---	---	12.82	dBm	INFO
Ref. Frequency	---	---	5279.190	MHz	INFO

READ SA SETTINGS:

RefLevel [dBm] | RefLevelOffset [dB] | InpAtt [dB]	20.82 | 16.32 | 20
Start [MHz] | Stop [MHz]	5220.000 | 5320.000
RBW [MHz] | VBW [MHz]	0.500000 | 3.000000
Detector | TraceMode	POS | MAXH
Sweep: time [ms] | count | points per Section | type	1 | 2500 | 1001 | SWE

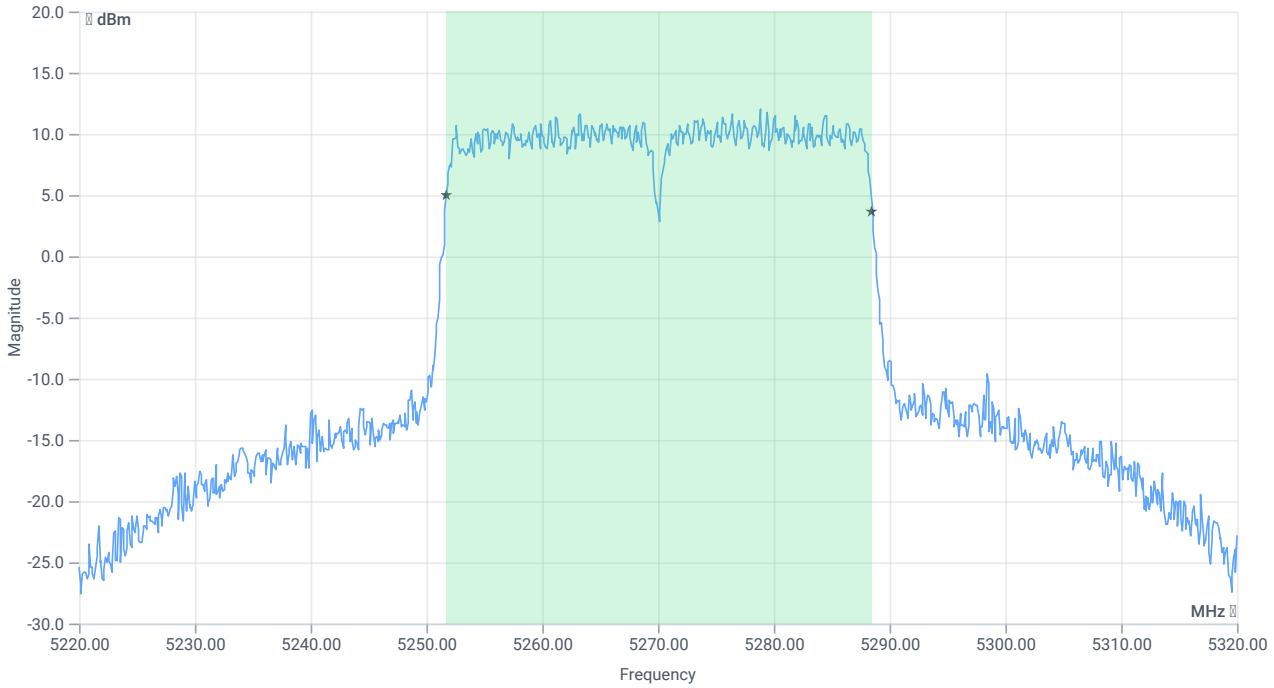

BW 99PCT

BW within Band 99PCT

RESULT

DESCRIPTION	LOWER LIMIT	UPPER LIMIT	MEASURED	UNIT	VERDICT
Bandwidth 99%	---	---	36.763	MHz	INFO
T1 99%	5250.000000	---	5251.7183	MHz	PASS since U-NII-1 is supported
T2 99%	---	5350.000000	5288.4815	MHz	PASS

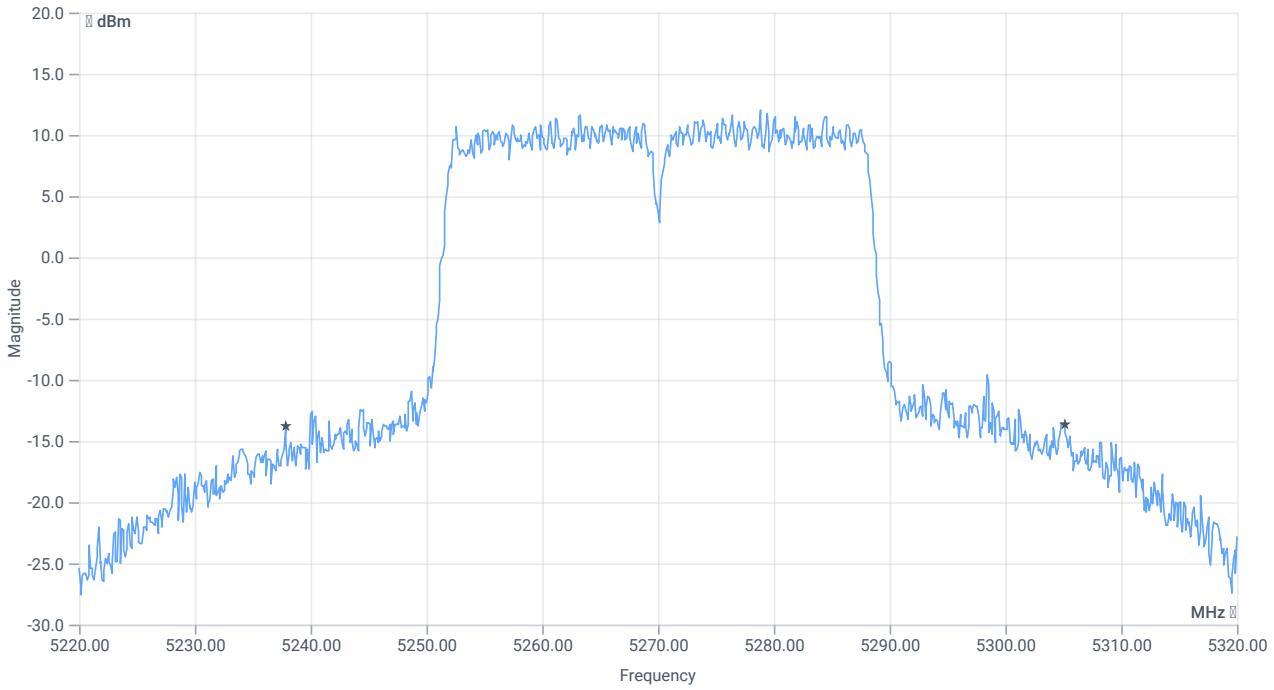

BW 26dB

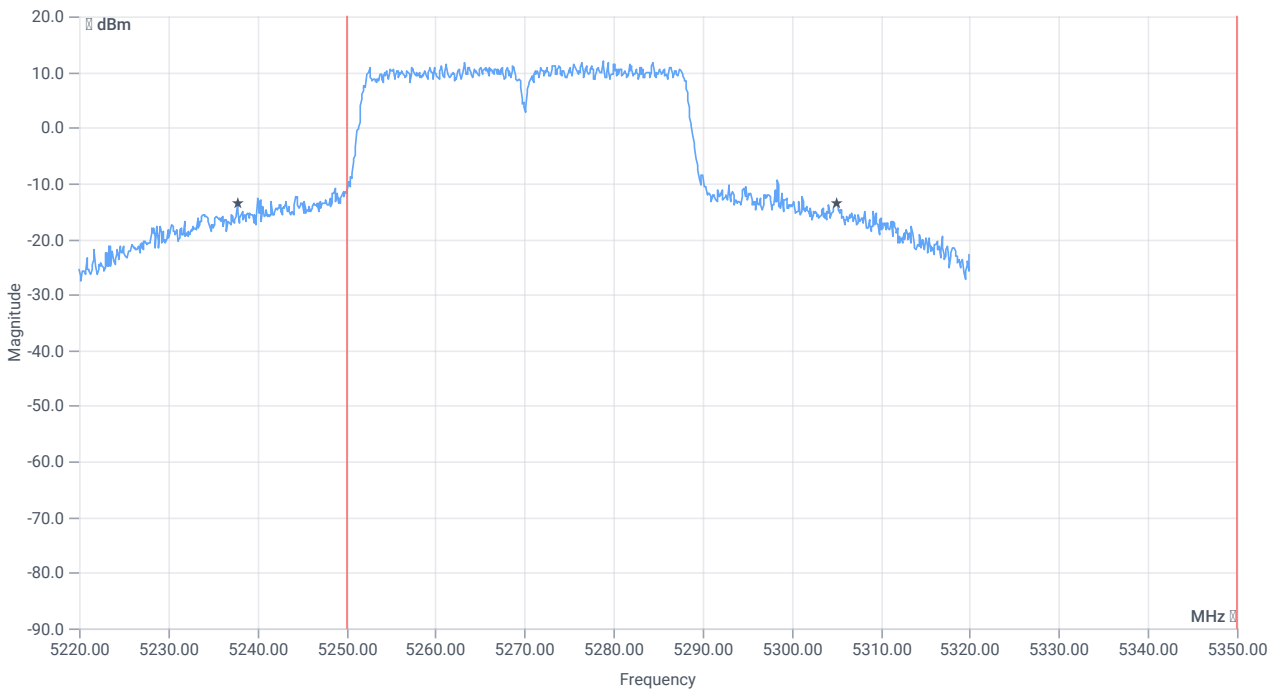

BW within Band 26dB

RESULT

DESCRIPTION	LOWER LIMIT	UPPER LIMIT	MEASURED	UNIT	VERDICT
Bandwidth 26dB	---	---	67.3	MHz	INFO

RESULT

DESCRIPTION	LOWER LIMIT	UPPER LIMIT	MEASURED	UNIT	VERDICT
T1 26dB	5250.000000	---	5237.8000	MHz	PASS since U-NII-1 is supported
T2 26dB	---	5350.000000	5305.1000	MHz	PASS

Verdict
PASS

FCC 15.407 # MIMO ∑ Max output power and psd ~ WLAN5Gx n-HT40 mode U-NII-2A

References

TC start	19.01.2024 08:18:11
Ambit temp [°C] | humidity [rel%]	20.7 | 29
System version	4.7.1.5
Standard | Version	FCC 15.407 | NI
Method	
Description	MIMO ∑ FCC Power & psd - WLAN5Gx n-HT40 mode U-NII-2A
Information	

EUT Common Settings WLAN5Gx

Number of Antenna Ports	2
User Interaction	No
Device Class UNII_1	Client
Limit W52 Japan	Standard

Test Parameter

Technology to test	WLAN5Gx n-HT40 mode
Antenna port used	several
Temperature	nom
Voltage	nom
Frequency low to test	True | Freq [MHz] 5270
Frequency mid to test	False | Freq [MHz] 0
Frequency high to test	False | Freq [MHz] 5310
Auto control enabled power supply | Climatic Box	No | No
Additional path loss [dB]	1.4
Full path name | type	None

Equipment

Test at TX 5270 MHz

RESULT Power

DESCRIPTION	LOWER LIMIT	UPPER LIMIT	MEASURED	UNIT	VERDICT
Ant:1 Max Output Power DC corrected	---	---	19.7	dBm	INFO
Ant:1 BW 26dB	---	---	79.200	MHz	INFO
Ant:2 Max Output Power DC corrected	---	---	20.04	dBm	INFO
Ant:2 BW 26dB	---	---	67.520	MHz	INFO
∑ Limit absolute	---	24	22.88	dBm	PASS
∑ Limit: 11 dBm + 10 log 67.52	---	29.29	22.88	dBm	PASS

RESULT PSD

DESCRIPTION	LOWER LIMIT	UPPER LIMIT	MEASURED	UNIT	VERDICT
Ant:1 PSD	---	---	4.73	dBm/1MHz	INFO
Ant:2 PSD	---	---	5.22	dBm/1MHz	INFO
∑	---	11	7.99	dBm/1MHz	PASS

Verdict
PASS

FCC 15.407 # Max output power and psd ~ WLAN5Gx n-HT40 mode U-NII-2A

References

TC start	19.01.2024 08:19:44
Ambit temp [°C] | humidity [rel%]	20.8 | 30
System version	4.7.1.5
Standard | Version	FCC 15.407 | NI
Method	KDB789033 D02, F., E.2.e.
Description	FCC 15.407 Max Output Power & PSD - WLAN5Gx n-HT40 mode U-NII-2A
Information	

EUT Common Settings WLAN5Gx

Number of Antenna Ports	2
User Interaction	No
Device Class UNII_1	Client
Limit W52 Japan	Standard

Test Parameter

Technology to test	WLAN5Gx n-HT40 mode
Antenna port used	1
Temperature	nom
Voltage	nom
Frequency low to test	False | Freq [MHz] 5270
Frequency mid to test	False | Freq [MHz] 0
Frequency high to test	True | Freq [MHz] 5310
Auto control enabled power supply | Climatic Box	No | No
Additional path loss [dB]	1.4
Full path name | type	EUT - SignalingUnit - SpectrumAnalyzer

Equipment

Signal analyzer,Rohde&Schwarz,FSV-40,1307.9002K40/101042,3.70
Switch matrix,CTCadvanced,SPM-4 NI DAQ,28016133,NI

Test at TX 5310 MHz

RESULT: Reference Power cond.

DESCRIPTION	LOWER LIMIT	UPPER LIMIT	MEASURED	UNIT	VERDICT
Ref. Power 1MHz/1MHz cond.	---	---	9.52	dBm	INFO
Ref. Frequency	---	---	5312.200	MHz	INFO

Evaluation max. Duty Cycle

Duty Cycle evaluation

DESCRIPTION	LOWER LIMIT	UPPER LIMIT	MEASURED	UNIT	VERDICT
Result Summary					
Number of detected Bursts:167					
Duty Cycle (Burst Ratio) max	---	---	0.792	---	INFO
Duty Cycle max	---	---	1.013	dB	INFO
Duty Cycle (Burst Ratio) min	---	---	0.75	---	INFO
Duty Cycle min	---	---	1.249	dB	INFO
Max TX Burst Length	---	---	0.475	ms	INFO
Min Gap Length	---	---	0.125	ms	INFO
Max Gap Length	---	---	0.15	ms	INFO

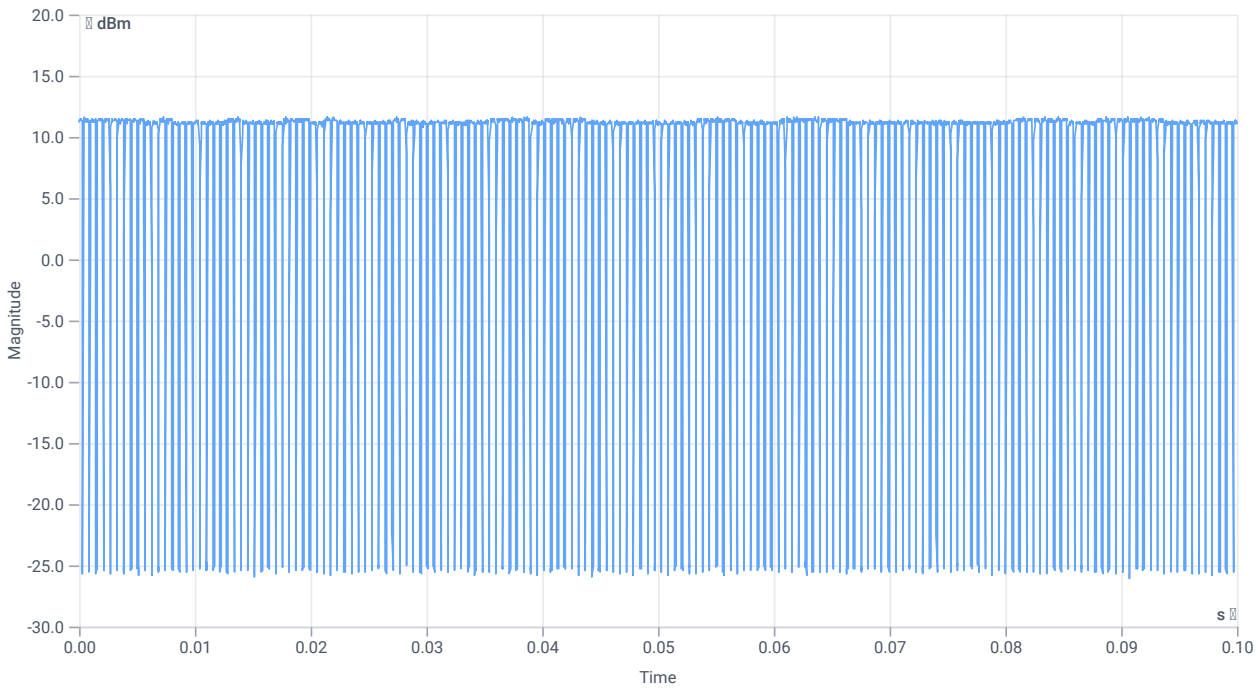

Duty cycle

Evaluation Bandwidth

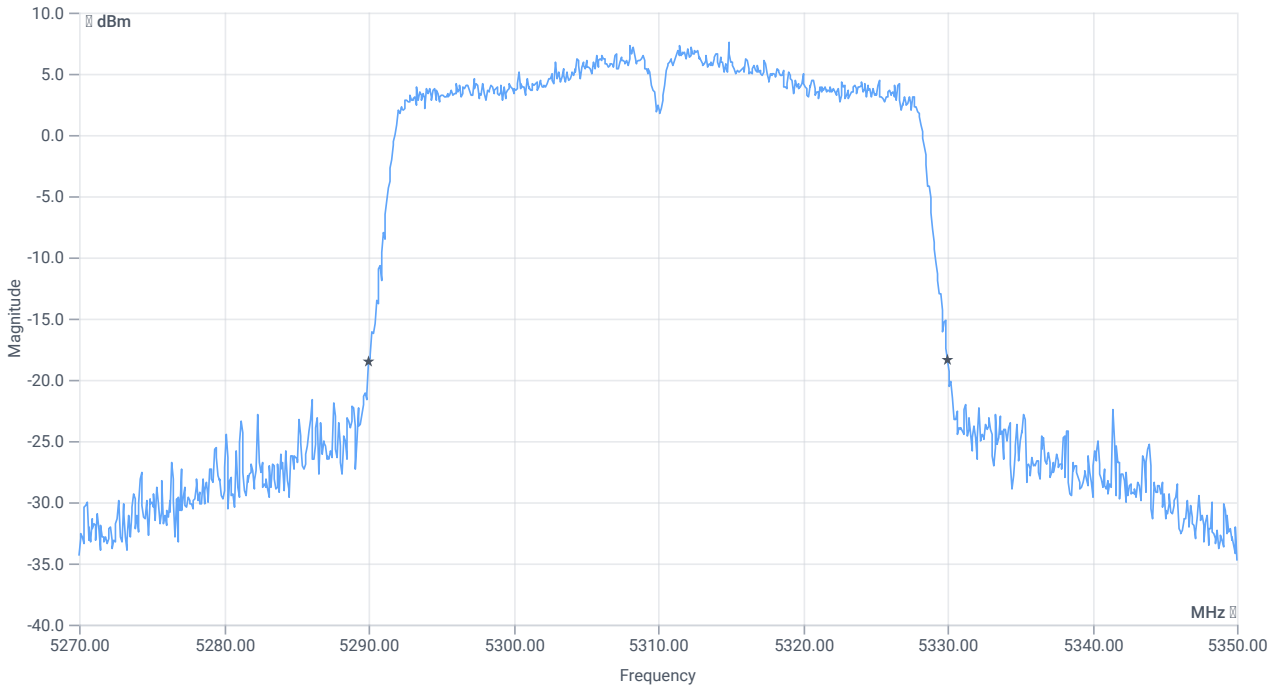

BW 26dB

RESULT

DESCRIPTION	LOWER LIMIT	UPPER LIMIT	MEASURED	UNIT	VERDICT
Bandwidth 26dB	---	---	40	MHz	INFO
T1 26dB	---	---	5290.0000	MHz	INFO
T2 26dB	---	---	5330.0000	MHz	INFO

Maximum Output Power

READ SA SETTINGS:

RefLevel [dBm] | RefLevelOffset [dB] | InpAtt [dB]	21.52 | 16.22 | 20
Start [MHz] | Stop [MHz]	5270.000 | 5350.000
RBW [MHz] | VBW [MHz]	1.000000 | 3.000000
Detector | TraceMode	RMS | MAXH
Sweep: time [ms] | count | points per Section | type	53700 | 1 | 161 | SWE

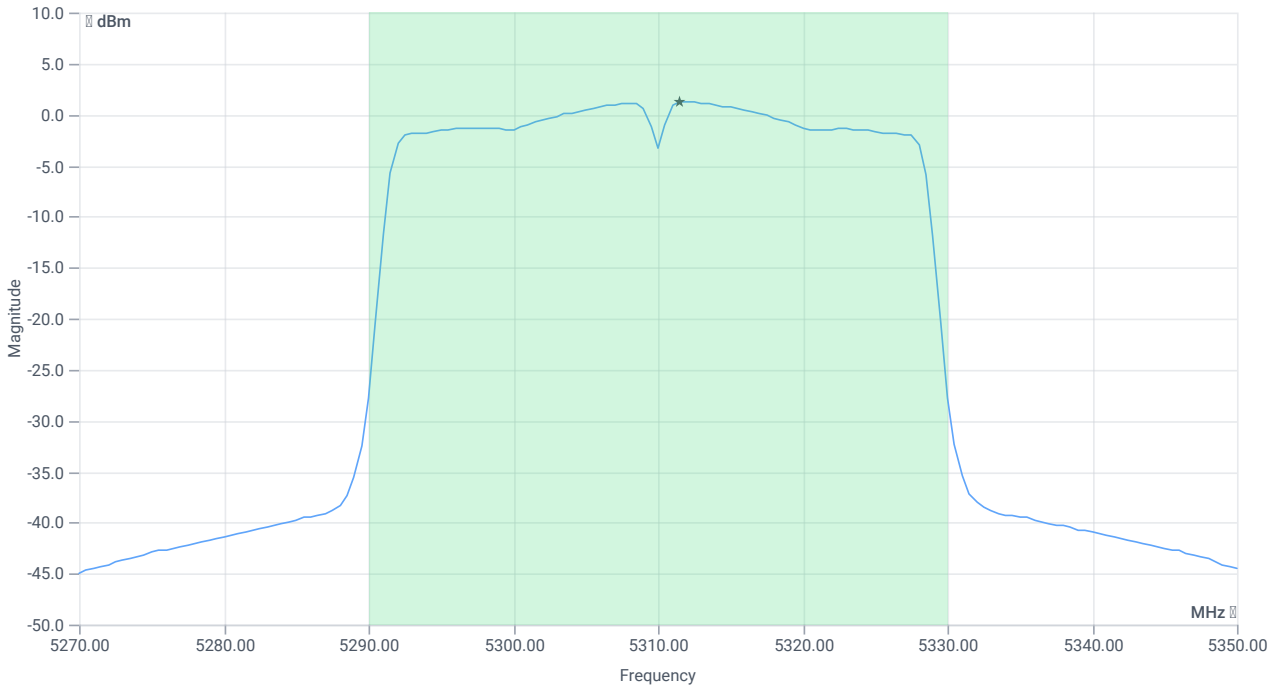

Max OP and PSD

RESULT

DESCRIPTION	LOWER LIMIT	UPPER LIMIT	MEASURED	UNIT	VERDICT
Max Output Power	---	---	14.84	dBm	INFO
Duty Cycle Correction	---	---	1.25	dB	INFO
Limit absolute					
Max Output Power DC corrected	---	24	16.09	dBm	PASS
Limit: 11 dBm + 10 log 40					
Max Output Power DC corrected	---	27.02	16.09	dBm	PASS

Power Spectral Density

RESULT

DESCRIPTION	LOWER LIMIT	UPPER LIMIT	MEASURED	UNIT	VERDICT
Power Spectral Density	---	---	1.3	dBm/1MHz	INFO
Duty Cycle Correction	---	---	1.25	dB	INFO
Power Spectral Density DC corrected	---	11	2.55	dBm/1MHz	PASS

Verdict
PASS

FCC 15.407, ISED RSS247 # Bandwidths 99PCT and 20dB ~ WLAN5Gx n-HT40 mode U-NII-2A

References

TC start	19.01.2024 08:21:15
Ambit temp [°C] | humidity [rel%]	20.8 | 30
System version	4.7.1.5
Standard | Version	FCC 15.407, ISED RSS247 | NI
Method	26dB Bandwidth KDB789033 D02, C.1 / ISED RSS-GEN
Description	FCC 15.407 Bandwidths - WLAN5Gx n-HT40 mode U-NII-2A
Information	

EUT Common Settings WLAN5Gx

Number of Antenna Ports	2
User Interaction	No
Device Class UNII_1	Client
Limit W52 Japan	Standard

Test Parameter

Technology to test	WLAN5Gx n-HT40 mode
Antenna port used	1
Temperature	nom
Voltage	nom
Frequency low to test	False | Freq [MHz] 5270
Frequency mid to test	False | Freq [MHz] 0
Frequency high to test	True | Freq [MHz] 5310
Auto control enabled power supply | Climatic Box	No | No
Additional path loss [dB]	1.4
Full path name | type	EUT - SignalingUnit - SpectrumAnalyzer

Equipment

Signal analyzer,Rohde&Schwarz,FSV-40,1307.9002K40/101042,3.70
Switch matrix,CTCadvanced,SPM-4 NI DAQ,28016133,NI

Test at TX 5310 MHz

RESULT: Reference Power cond.

DESCRIPTION	LOWER LIMIT	UPPER LIMIT	MEASURED	UNIT	VERDICT
Ref. Power 1MHz/1MHz cond.	---	---	10.05	dBm	INFO
Ref. Frequency	---	---	5311.600	MHz	INFO

READ SA SETTINGS:

RefLevel [dBm] | RefLevelOffset [dB] | InpAtt [dB]	18.05 | 16.22 | 20
Start [MHz] | Stop [MHz]	5260.000 | 5360.000
RBW [MHz] | VBW [MHz]	0.500000 | 3.000000
Detector | TraceMode	POS | MAXH
Sweep: time [ms] | count | points per Section | type	1 | 2500 | 1001 | SWE

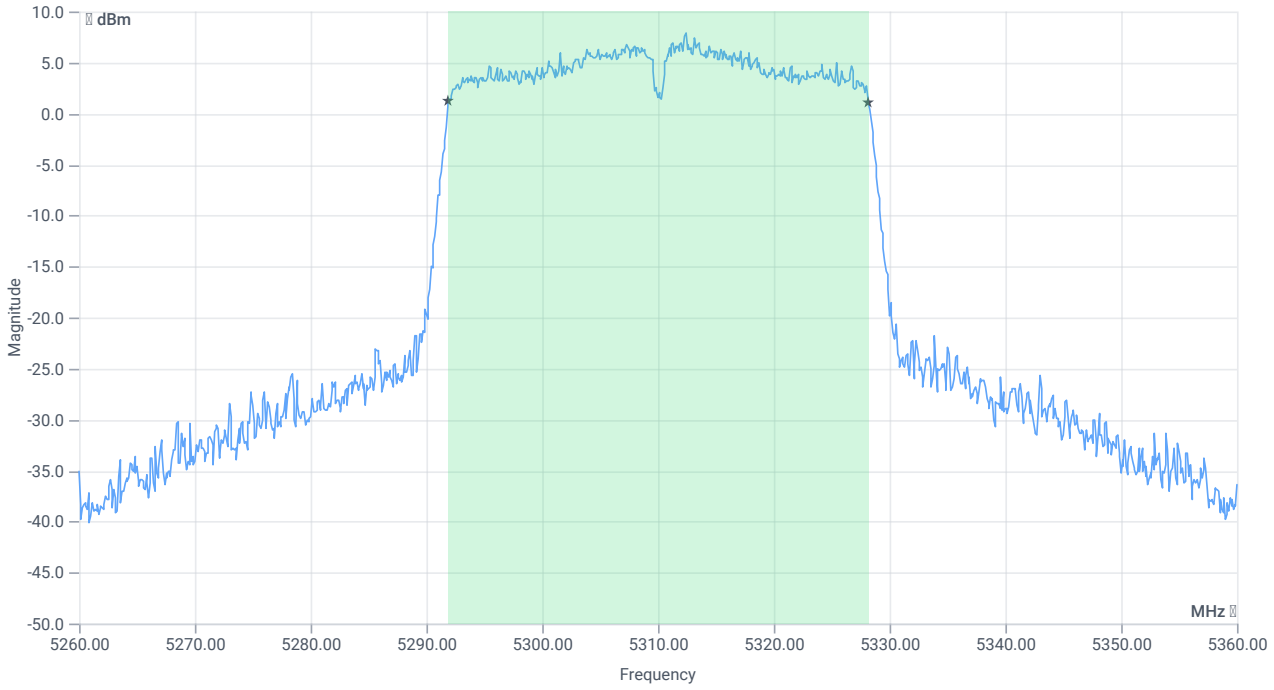

BW 99PCT

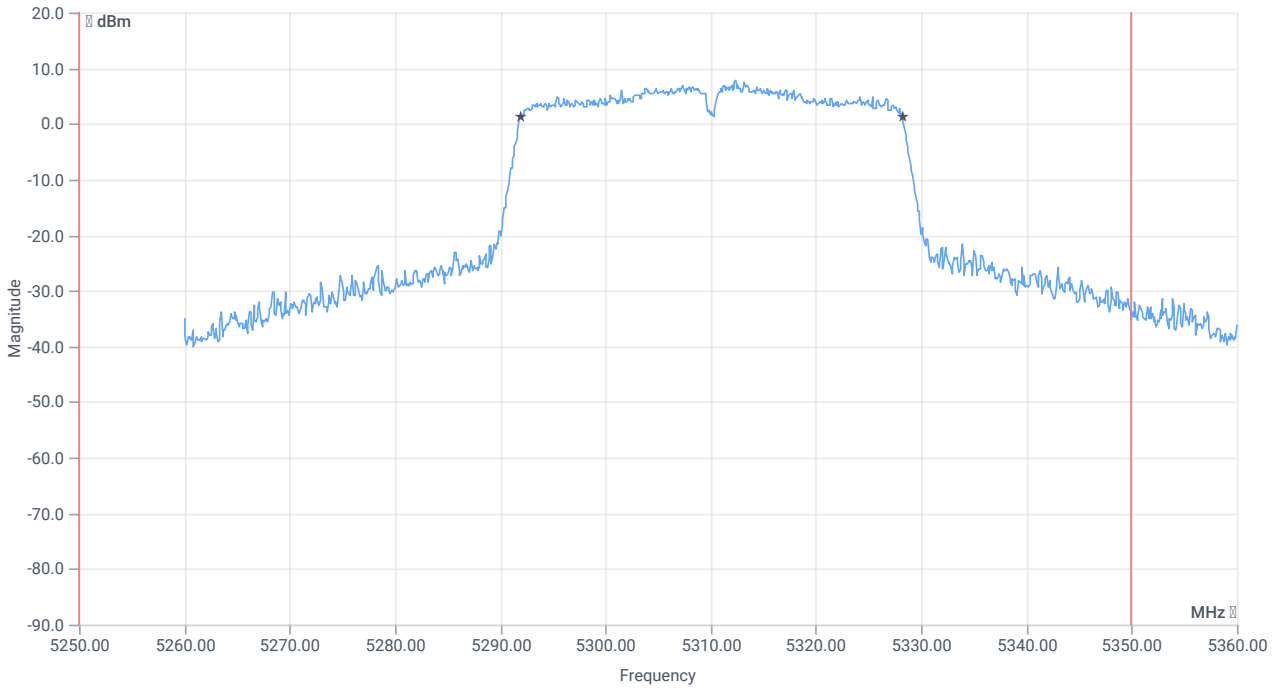

BW within Band 99PCT

RESULT

DESCRIPTION	LOWER LIMIT	UPPER LIMIT	MEASURED	UNIT	VERDICT
Bandwidth 99%	---	---	36.264	MHz	INFO
T1 99%	5250.000000	---	5291.9181	MHz	PASS since U-NII-1 is supported
T2 99%	---	5350.000000	5328.1818	MHz	PASS

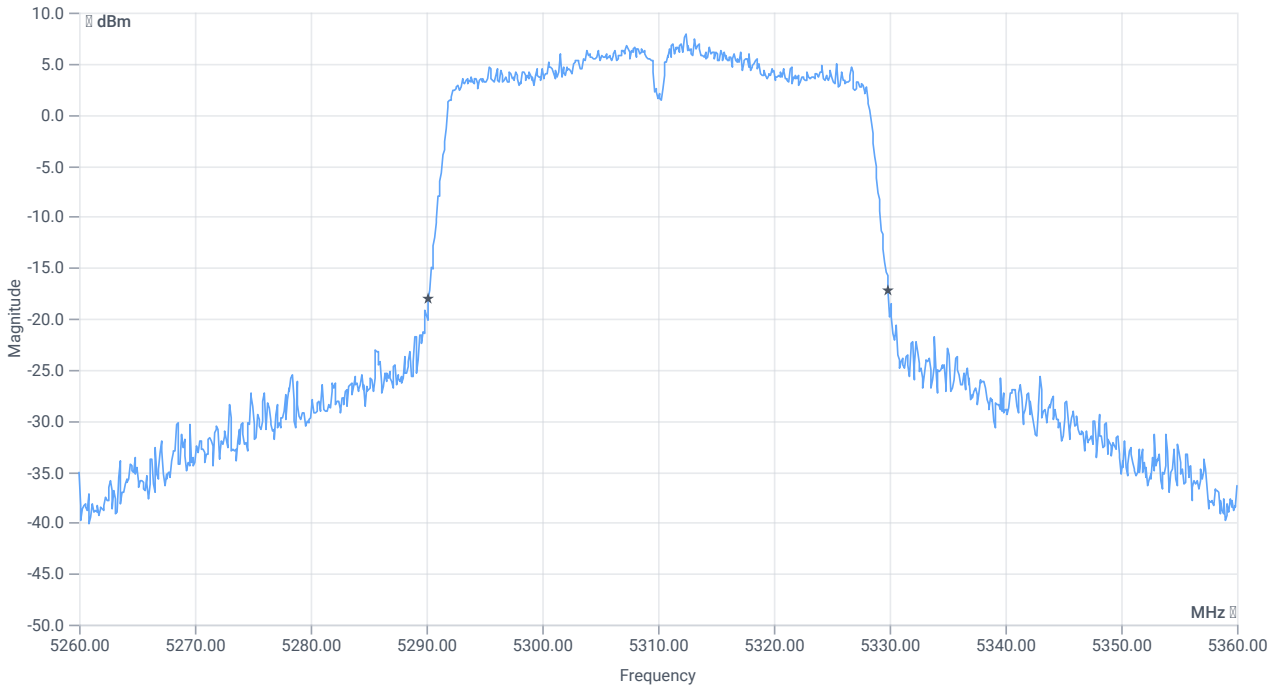

BW 26dB

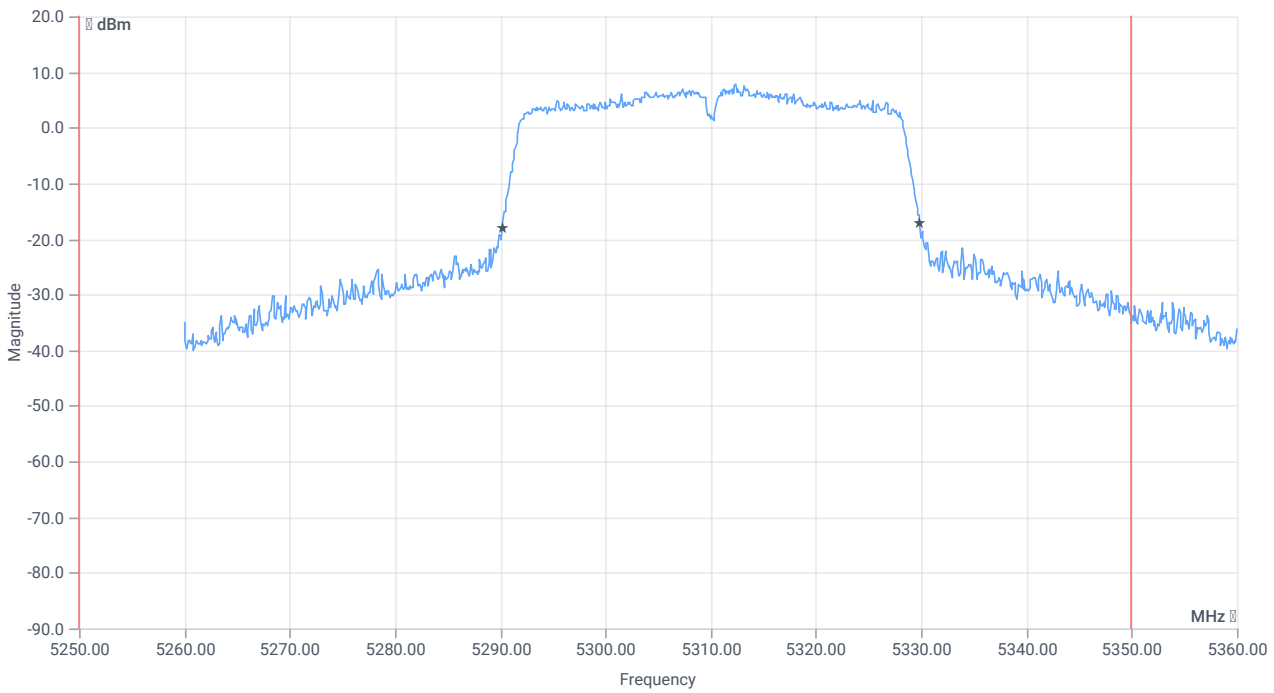

BW within Band 26dB

RESULT

DESCRIPTION	LOWER LIMIT	UPPER LIMIT	MEASURED	UNIT	VERDICT
Bandwidth 26dB	---	---	39.7	MHz	INFO

RESULT

DESCRIPTION	LOWER LIMIT	UPPER LIMIT	MEASURED	UNIT	VERDICT
T1 26dB	5250.000000	---	5290.2000	MHz	PASS since U-NII-1 is supported
T2 26dB	---	5350.000000	5329.9000	MHz	PASS

Verdict
PASS

FCC 15.407 # Max output power and psd ~ WLAN5Gx n-HT40 mode U-NII-2A

References

TC start	19.01.2024 08:21:53
Ambit temp [°C] | humidity [rel%]	20.8 | 30
System version	4.7.1.5
Standard | Version	FCC 15.407 | NI
Method	KDB789033 D02, F., E.2.e.
Description	FCC 15.407 Max Output Power & PSD - WLAN5Gx n-HT40 mode U-NII-2A
Information	

EUT Common Settings WLAN5Gx

Number of Antenna Ports	2
User Interaction	No
Device Class UNII_1	Client
Limit W52 Japan	Standard

Test Parameter

Technology to test	WLAN5Gx n-HT40 mode
Antenna port used	2
Temperature	nom
Voltage	nom
Frequency low to test	False | Freq [MHz] 5270
Frequency mid to test	False | Freq [MHz] 0
Frequency high to test	True | Freq [MHz] 5310
Auto control enabled power supply | Climatic Box	No | No
Additional path loss [dB]	1.4
Full path name | type	EUT - SignalingUnit - SpectrumAnalyzer

Equipment

Signal analyzer,Rohde&Schwarz,FSV-40,1307.9002K40/101042,3.70
Switch matrix,CTCadvanced,SPM-4 NI DAQ,28016133,NI

Test at TX 5310 MHz

RESULT: Reference Power cond.

DESCRIPTION	LOWER LIMIT	UPPER LIMIT	MEASURED	UNIT	VERDICT
Ref. Power 1MHz/1MHz cond.	---	---	10.49	dBm	INFO
Ref. Frequency	---	---	5311.800	MHz	INFO

Evaluation max. Duty Cycle

Duty Cycle evaluation

DESCRIPTION	LOWER LIMIT	UPPER LIMIT	MEASURED	UNIT	VERDICT
Result Summary					
Number of detected Bursts:167					
Duty Cycle (Burst Ratio) max	---	---	0.792	---	INFO
Duty Cycle max	---	---	1.013	dB	INFO
Duty Cycle (Burst Ratio) min	---	---	0.75	---	INFO
Duty Cycle min	---	---	1.249	dB	INFO
Max TX Burst Length	---	---	0.475	ms	INFO
Min Gap Length	---	---	0.125	ms	INFO
Max Gap Length	---	---	0.15	ms	INFO

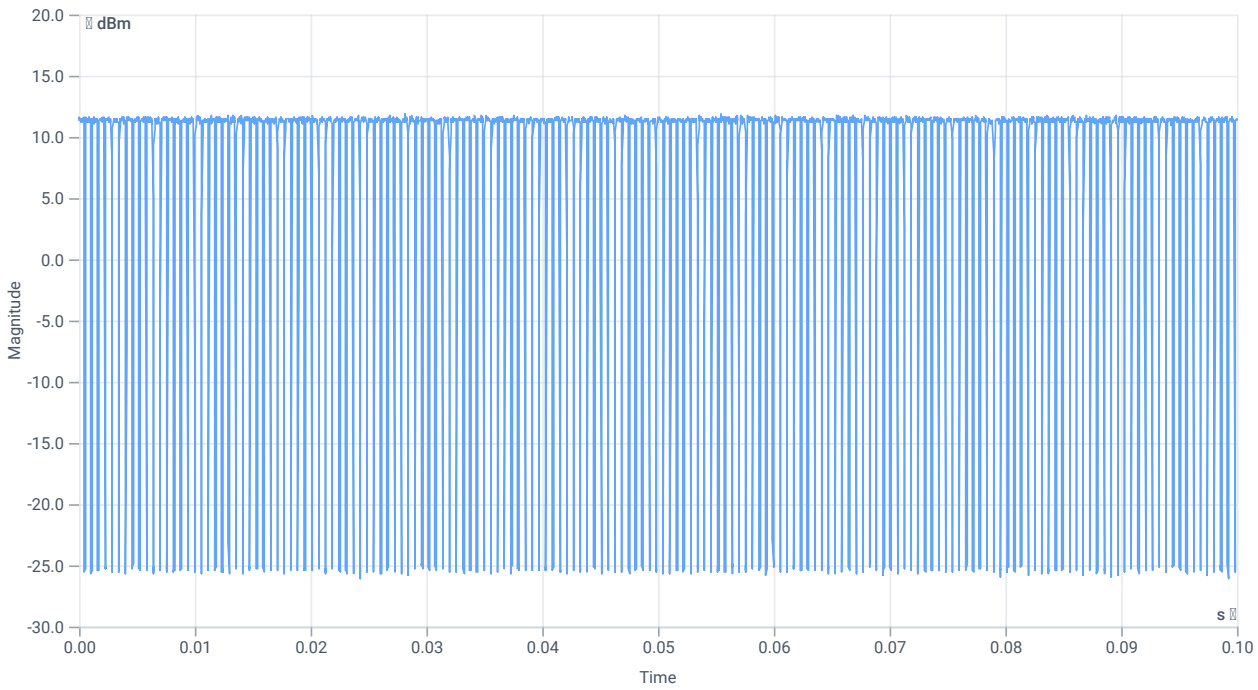

Duty cycle

Evaluation Bandwidth

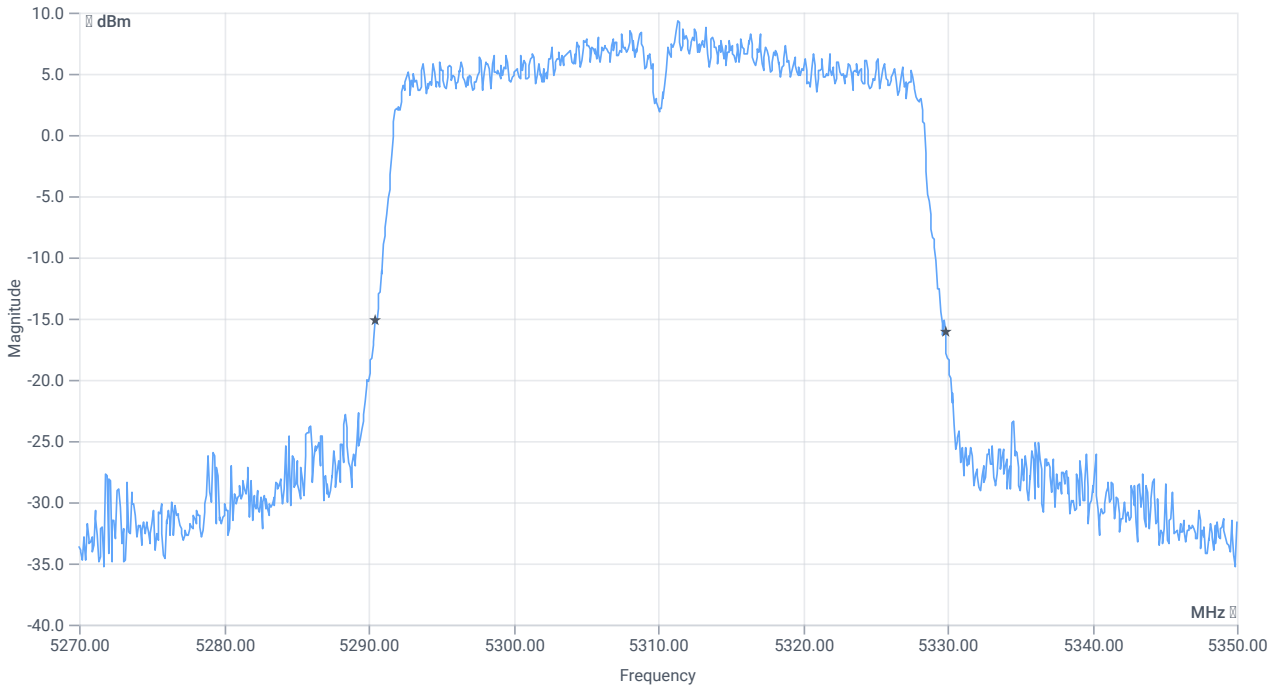

BW 26dB

RESULT

DESCRIPTION	LOWER LIMIT	UPPER LIMIT	MEASURED	UNIT	VERDICT
Bandwidth 26dB	---	---	39.36	MHz	INFO
T1 26dB	---	---	5290.4800	MHz	INFO
T2 26dB	---	---	5329.8400	MHz	INFO

Maximum Output Power

READ SA SETTINGS:

RefLevel [dBm] | RefLevelOffset [dB] | InpAtt [dB]	22.49 | 16.22 | 25
Start [MHz] | Stop [MHz]	5270.000 | 5350.000
RBW [MHz] | VBW [MHz]	1.000000 | 3.000000
Detector | TraceMode	RMS | MAXH
Sweep: time [ms] | count | points per Section | type	53700 | 1 | 161 | SWE

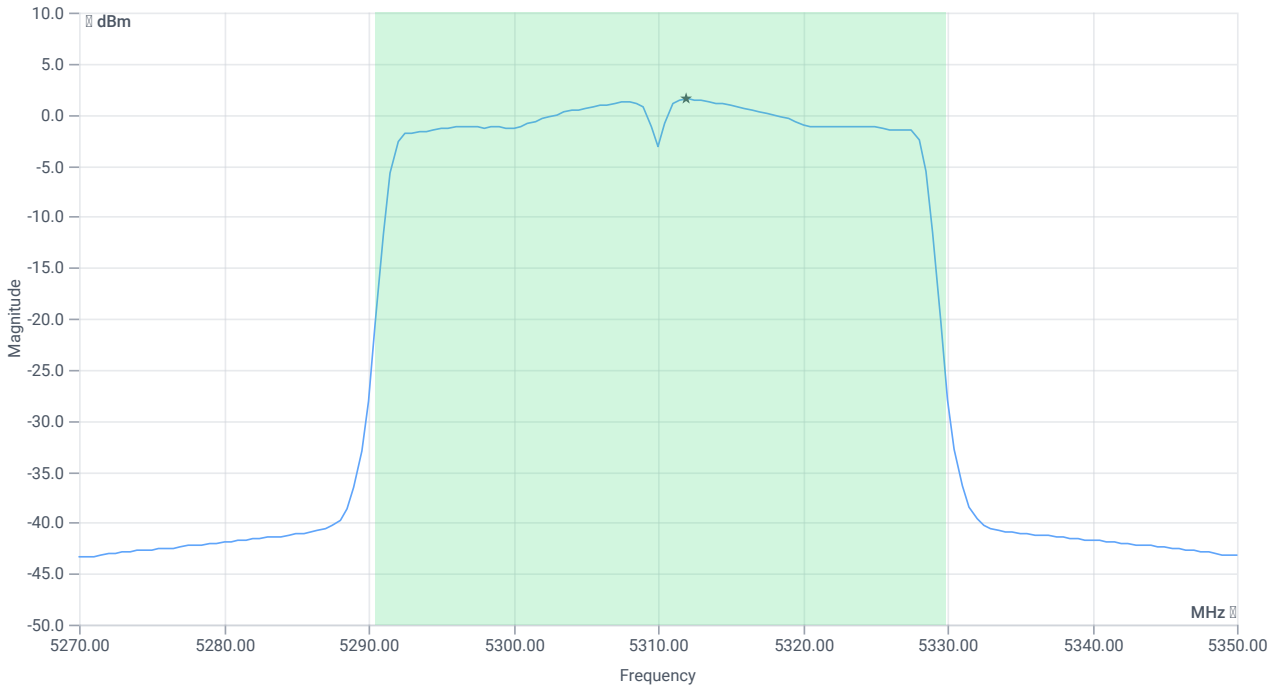

Max OP and PSD

RESULT

DESCRIPTION	LOWER LIMIT	UPPER LIMIT	MEASURED	UNIT	VERDICT
Max Output Power	---	---	15.04	dBm	INFO
Duty Cycle Correction	---	---	1.25	dB	INFO
Limit absolute					
Max Output Power DC corrected	---	24	16.29	dBm	PASS
Limit: 11 dBm + 10 log 39.36					
Max Output Power DC corrected	---	26.95	16.29	dBm	PASS

Power Spectral Density

RESULT

DESCRIPTION	LOWER LIMIT	UPPER LIMIT	MEASURED	UNIT	VERDICT
Power Spectral Density	---	---	1.49	dBm/1MHz	INFO
Duty Cycle Correction	---	---	1.25	dB	INFO
Power Spectral Density DC corrected	---	11	2.74	dBm/1MHz	PASS

Verdict
PASS

FCC 15.407, ISED RSS247 # Bandwidths 99PCT and 20dB ~ WLAN5Gx n-HT40 mode U-NII-2A

References

TC start	19.01.2024 08:23:24
Ambit temp [°C] | humidity [rel%]	20.8 | 29
System version	4.7.1.5
Standard | Version	FCC 15.407, ISED RSS247 | NI
Method	26dB Bandwidth KDB789033 D02, C.1 / ISED RSS-GEN
Description	FCC 15.407 Bandwidths - WLAN5Gx n-HT40 mode U-NII-2A
Information	

EUT Common Settings WLAN5Gx

Number of Antenna Ports	2
User Interaction	No
Device Class UNII_1	Client
Limit W52 Japan	Standard

Test Parameter

Technology to test	WLAN5Gx n-HT40 mode
Antenna port used	2
Temperature	nom
Voltage	nom
Frequency low to test	False | Freq [MHz] 5270
Frequency mid to test	False | Freq [MHz] 0
Frequency high to test	True | Freq [MHz] 5310
Auto control enabled power supply | Climatic Box	No | No
Additional path loss [dB]	1.4
Full path name | type	EUT - SignalingUnit - SpectrumAnalyzer

Equipment

Signal analyzer,Rohde&Schwarz,FSV-40,1307.9002K40/101042,3.70
Switch matrix,CTCadvanced,SPM-4 NI DAQ,28016133,NI

Test at TX 5310 MHz

RESULT: Reference Power cond.

DESCRIPTION	LOWER LIMIT	UPPER LIMIT	MEASURED	UNIT	VERDICT
Ref. Power 1MHz/1MHz cond.	---	---	11.18	dBm	INFO
Ref. Frequency	---	---	5312.800	MHz	INFO

READ SA SETTINGS:

RefLevel [dBm] | RefLevelOffset [dB] | InpAtt [dB]	19.18 | 16.22 | 20
Start [MHz] | Stop [MHz]	5260.000 | 5360.000
RBW [MHz] | VBW [MHz]	0.500000 | 3.000000
Detector | TraceMode	POS | MAXH
Sweep: time [ms] | count | points per Section | type	1 | 2500 | 1001 | SWE

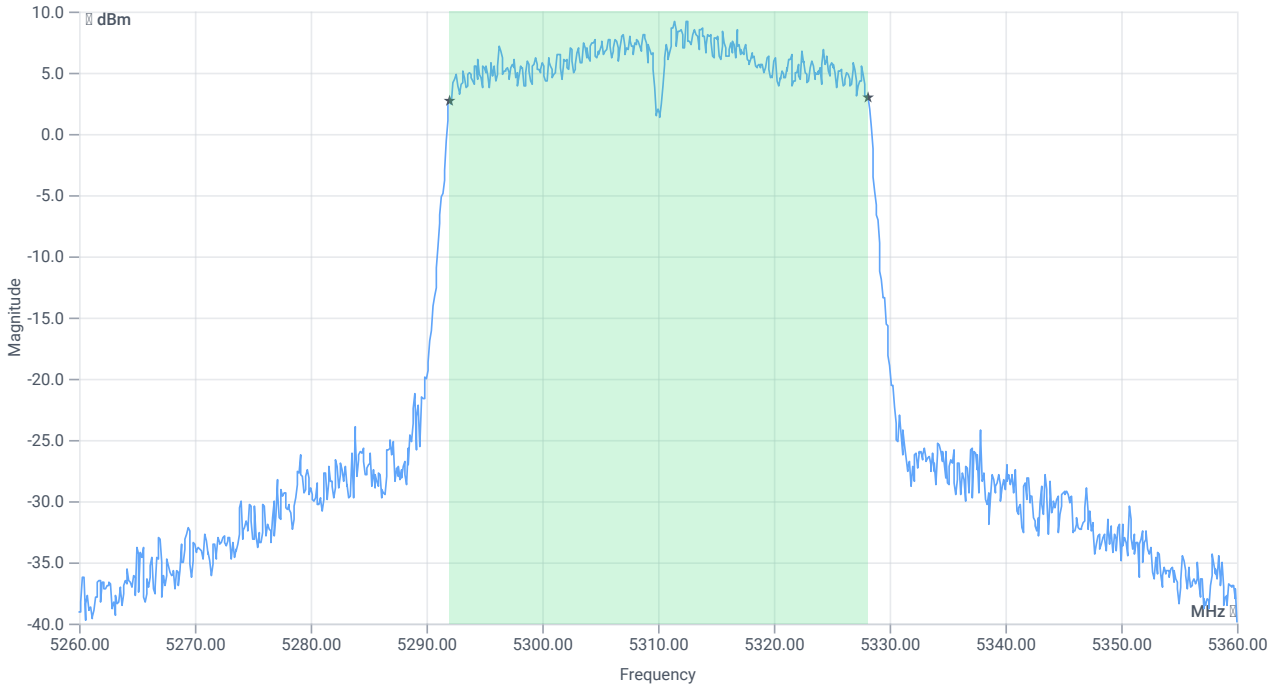

BW 99PCT

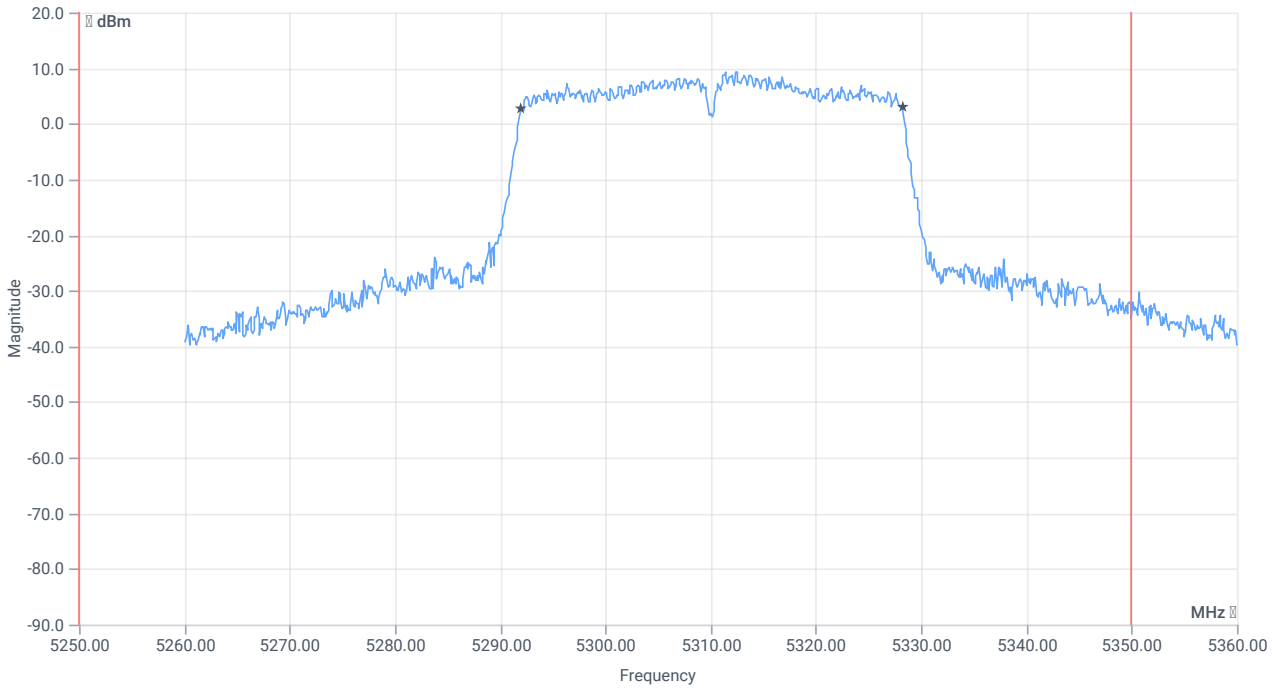

BW within Band 99PCT

RESULT

DESCRIPTION	LOWER LIMIT	UPPER LIMIT	MEASURED	UNIT	VERDICT
Bandwidth 99%	---	---	36.164	MHz	INFO
T1 99%	5250.000000	---	5292.0180	MHz	PASS since U-NII-1 is supported
T2 99%	---	5350.000000	5328.1818	MHz	PASS

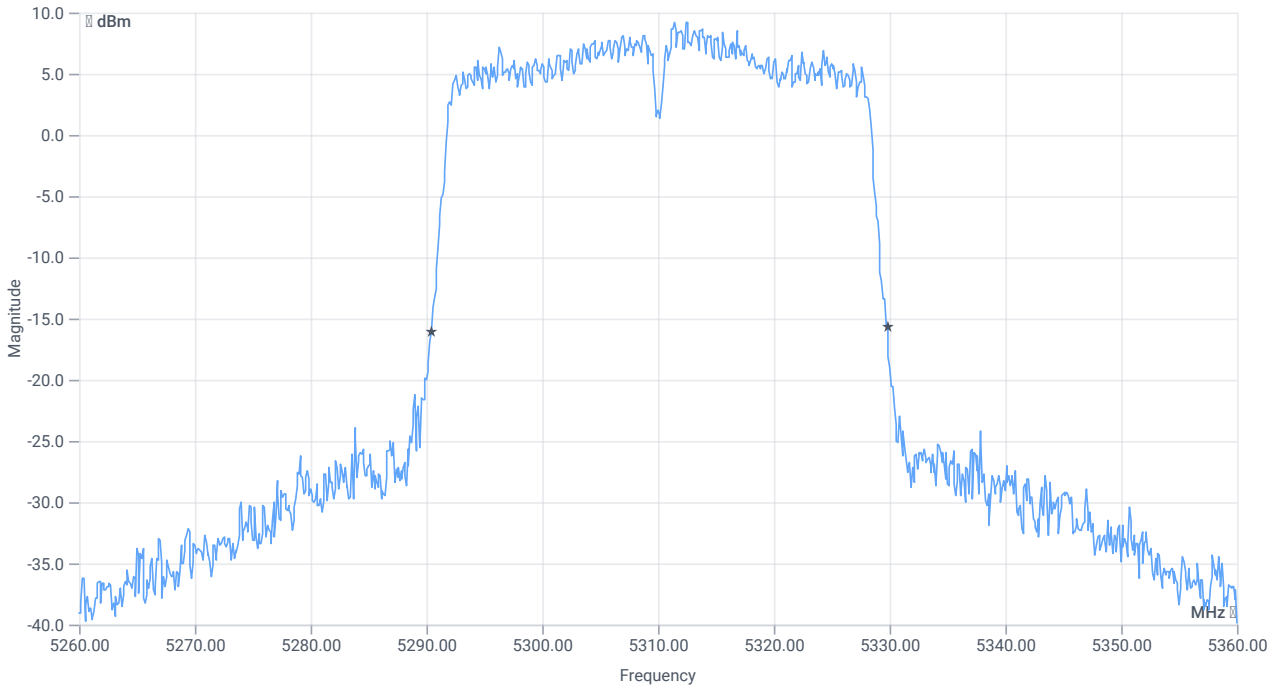

BW 26dB

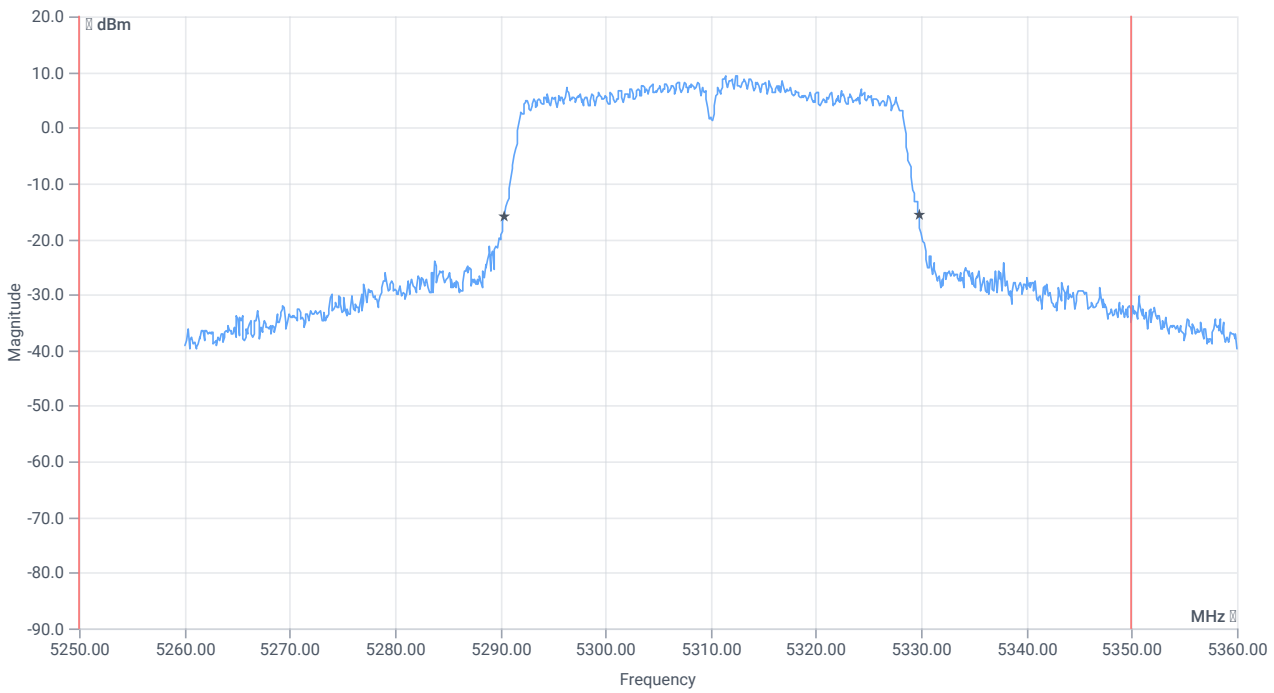

BW within Band 26dB

RESULT

DESCRIPTION	LOWER LIMIT	UPPER LIMIT	MEASURED	UNIT	VERDICT
Bandwidth 26dB	---	---	39.4	MHz	INFO

RESULT

DESCRIPTION	LOWER LIMIT	UPPER LIMIT	MEASURED	UNIT	VERDICT
T1 26dB	5250.000000	---	5290.4000	MHz	PASS since U-NII-1 is supported
T2 26dB	---	5350.000000	5329.8000	MHz	PASS

Verdict
PASS

FCC 15.407 # MIMO ∑ Max output power and psd ~ WLAN5Gx n-HT40 mode U-NII-2A

References

TC start	19.01.2024 08:24:02
Ambit temp [°C] | humidity [rel%]	20.8 | 28
System version	4.7.1.5
Standard | Version	FCC 15.407 | NI
Method	
Description	MIMO ∑ FCC Power & psd - WLAN5Gx n-HT40 mode U-NII-2A
Information	

EUT Common Settings WLAN5Gx

Number of Antenna Ports	2
User Interaction	No
Device Class UNII_1	Client
Limit W52 Japan	Standard

Test Parameter

Technology to test	WLAN5Gx n-HT40 mode
Antenna port used	several
Temperature	nom
Voltage	nom
Frequency low to test	False | Freq [MHz] 5270
Frequency mid to test	False | Freq [MHz] 0
Frequency high to test	True | Freq [MHz] 5310
Auto control enabled power supply | Climatic Box	No | No
Additional path loss [dB]	1.4
Full path name | type	None

Equipment

Test at TX 5310 MHz

RESULT Power

DESCRIPTION	LOWER LIMIT	UPPER LIMIT	MEASURED	UNIT	VERDICT
Ant:1 Max Output Power DC corrected	---	---	16.09	dBm	INFO
Ant:1 BW 26dB	---	---	40.000	MHz	INFO
Ant:2 Max Output Power DC corrected	---	---	16.29	dBm	INFO
Ant:2 BW 26dB	---	---	39.360	MHz	INFO
∑ Limit absolute	---	24	19.2	dBm	PASS
∑ Limit: 11 dBm + 10 log 39.36	---	26.95	19.2	dBm	PASS

RESULT PSD

DESCRIPTION	LOWER LIMIT	UPPER LIMIT	MEASURED	UNIT	VERDICT
Ant:1 PSD	---	---	2.55	dBm/1MHz	INFO
Ant:2 PSD	---	---	2.74	dBm/1MHz	INFO
∑	---	11	5.66	dBm/1MHz	PASS

Verdict
PASS

FCC 15.407 # Max output power and psd ~ WLAN5Gx n-HT40 mode U-NII-2C

References

TC start	19.01.2024 08:25:43
Ambit temp [°C] | humidity [rel%]	20.9 | 28
System version	4.7.1.5
Standard | Version	FCC 15.407 | NI
Method	KDB789033 D02, F., E.2.e.
Description	FCC 15.407 Max Output Power & PSD - WLAN5Gx n-HT40 mode U-NII-2C
Information	

EUT Common Settings WLAN5Gx

Number of Antenna Ports	2
User Interaction	No
Device Class UNII_1	Client
Limit W52 Japan	Standard

Test Parameter

Technology to test	WLAN5Gx n-HT40 mode
Antenna port used	1
Temperature	nom
Voltage	nom
Frequency low to test	True | Freq [MHz] 5510
Frequency mid to test	False | Freq [MHz] 5590
Frequency high to test	False | Freq [MHz] 5670
Auto control enabled power supply | Climatic Box	No | No
Additional path loss [dB]	1.4
Full path name | type	EUT - SignalingUnit - SpectrumAnalyzer

Equipment

Signal analyzer,Rohde&Schwarz,FSV-40,1307.9002K40/101042,3.70
Switch matrix,CTCadvanced,SPM-4 NI DAQ,28016133,NI

Test at TX 5510 MHz

RESULT: Reference Power cond.

DESCRIPTION	LOWER LIMIT	UPPER LIMIT	MEASURED	UNIT	VERDICT
Ref. Power 1MHz/1MHz cond.	---	---	11.29	dBm	INFO
Ref. Frequency	---	---	5511.400	MHz	INFO

Evaluation max. Duty Cycle

Duty Cycle evaluation

DESCRIPTION	LOWER LIMIT	UPPER LIMIT	MEASURED	UNIT	VERDICT
Result Summary					
Number of detected Bursts:167					
Duty Cycle (Burst Ratio) max	---	---	0.792	---	INFO
Duty Cycle max	---	---	1.013	dB	INFO
Duty Cycle (Burst Ratio) min	---	---	0.75	---	INFO
Duty Cycle min	---	---	1.249	dB	INFO
Max TX Burst Length	---	---	0.475	ms	INFO
Min Gap Length	---	---	0.125	ms	INFO
Max Gap Length	---	---	0.15	ms	INFO

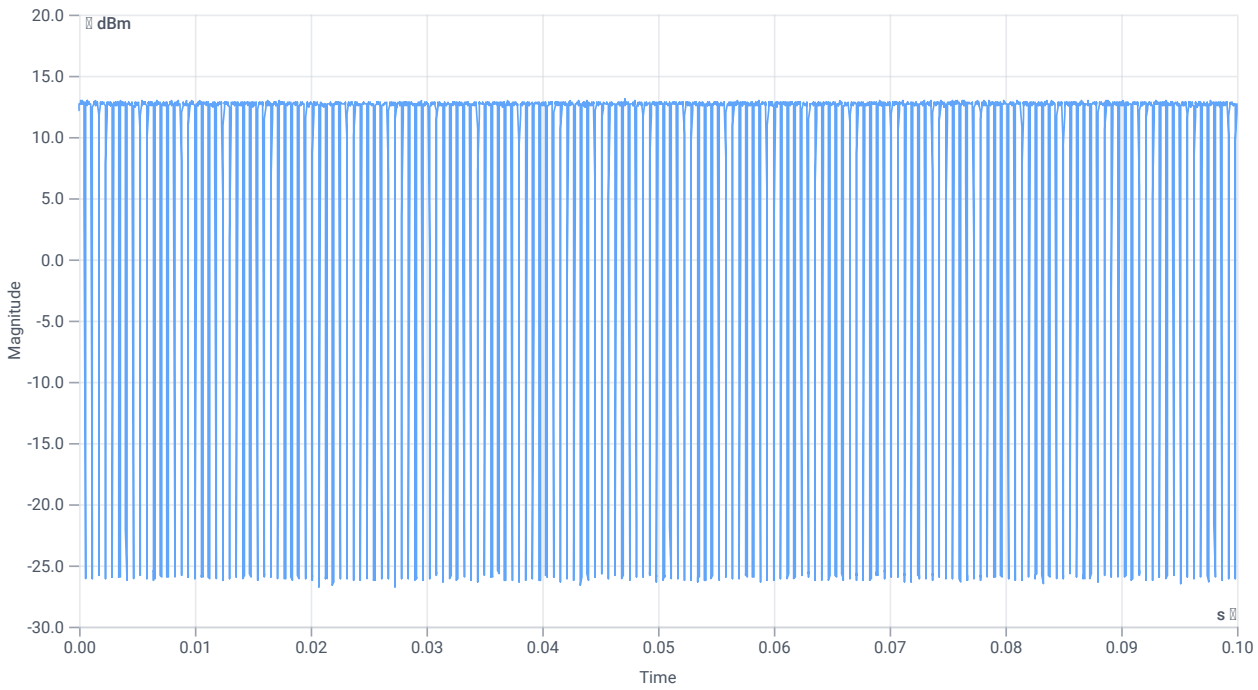

Duty cycle

Evaluation Bandwidth

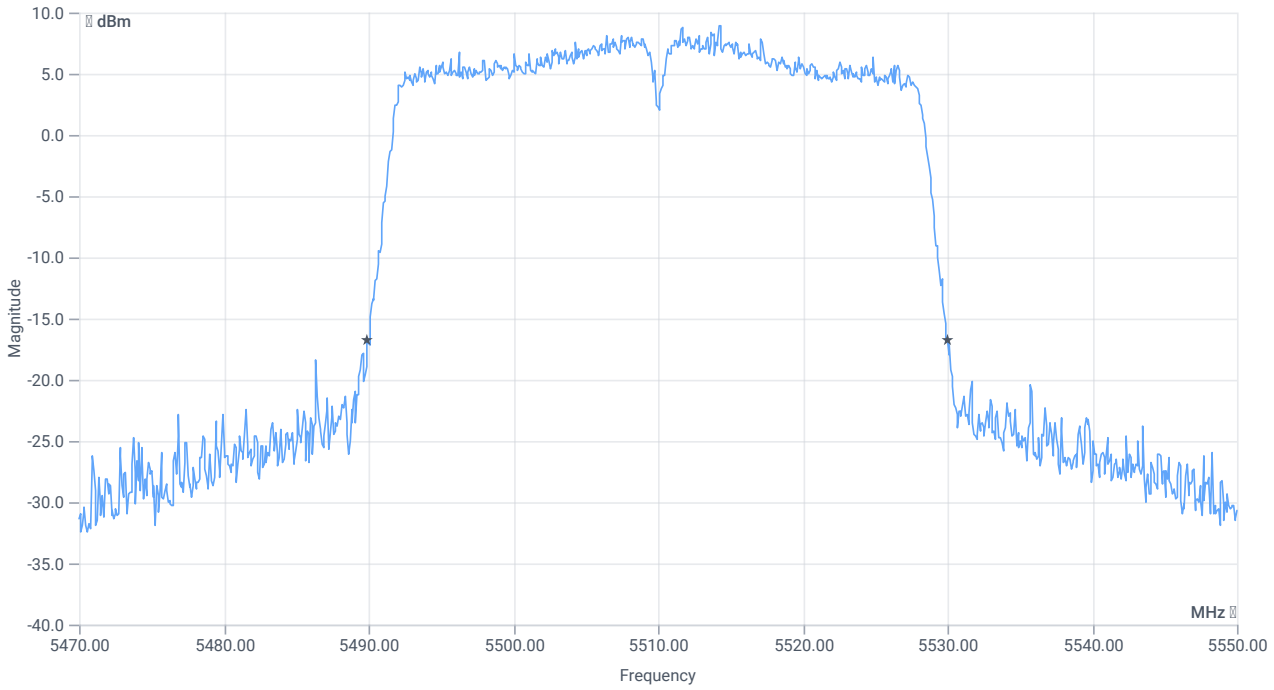

BW 26dB

RESULT

DESCRIPTION	LOWER LIMIT	UPPER LIMIT	MEASURED	UNIT	VERDICT
Bandwidth 26dB	---	---	40.08	MHz	INFO
T1 26dB	---	---	5489.9200	MHz	INFO
T2 26dB	---	---	5530.0000	MHz	INFO

Maximum Output Power

READ SA SETTINGS:

RefLevel [dBm] | RefLevelOffset [dB] | InpAtt [dB]	23.29 | 16.69 | 25
Start [MHz] | Stop [MHz]	5470.000 | 5550.000
RBW [MHz] | VBW [MHz]	1.000000 | 3.000000
Detector | TraceMode	RMS | MAXH
Sweep: time [ms] | count | points per Section | type	53700 | 1 | 161 | SWE

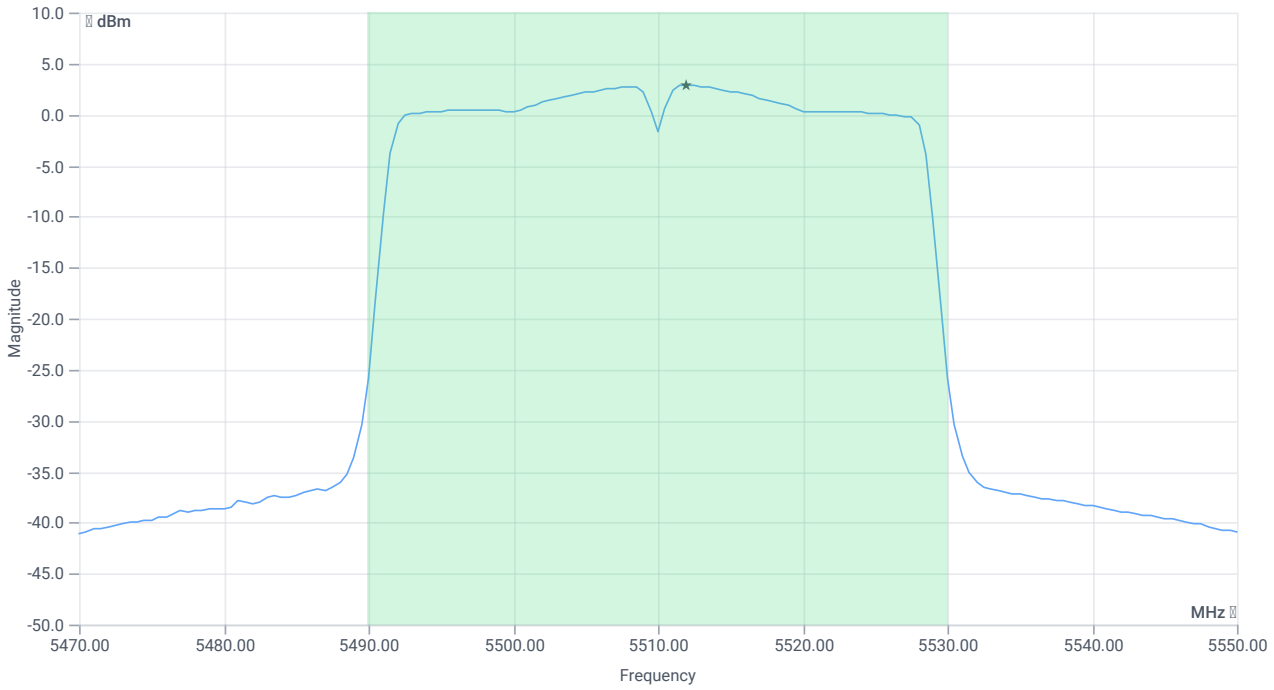

Max OP and PSD

RESULT

DESCRIPTION	LOWER LIMIT	UPPER LIMIT	MEASURED	UNIT	VERDICT
Max Output Power	---	---	16.53	dBm	INFO
Duty Cycle Correction	---	---	1.25	dB	INFO
Limit absolute					
Max Output Power DC corrected	---	24	17.78	dBm	PASS
Limit: 11 dBm + 10 log 40.08					
Max Output Power DC corrected	---	27.03	17.78	dBm	PASS

Power Spectral Density

RESULT

DESCRIPTION	LOWER LIMIT	UPPER LIMIT	MEASURED	UNIT	VERDICT
Power Spectral Density	---	---	2.86	dBm/1MHz	INFO
Duty Cycle Correction	---	---	1.25	dB	INFO
Power Spectral Density DC corrected	---	11	4.11	dBm/1MHz	PASS

Verdict
PASS

FCC 15.407, ISED RSS247 # Bandwidths 99PCT and 20dB ~ WLAN5Gx n-HT40 mode U-NII-2C

References

TC start	19.01.2024 08:27:11
Ambit temp [°C] | humidity [rel%]	21.0 | 28
System version	4.7.1.5
Standard | Version	FCC 15.407, ISED RSS247 | NI
Method	26dB Bandwidth KDB789033 D02, C.1 / ISED RSS-GEN
Description	FCC 15.407 Bandwidths - WLAN5Gx n-HT40 mode U-NII-2C
Information	

EUT Common Settings WLAN5Gx

Number of Antenna Ports	2
User Interaction	No
Device Class UNII_1	Client
Limit W52 Japan	Standard

Test Parameter

Technology to test	WLAN5Gx n-HT40 mode
Antenna port used	1
Temperature	nom
Voltage	nom
Frequency low to test	True | Freq [MHz] 5510
Frequency mid to test	False | Freq [MHz] 5590
Frequency high to test	False | Freq [MHz] 5670
Auto control enabled power supply | Climatic Box	No | No
Additional path loss [dB]	1.4
Full path name | type	EUT - SignalingUnit - SpectrumAnalyzer

Equipment

Signal analyzer,Rohde&Schwarz,FSV-40,1307.9002K40/101042,3.70
Switch matrix,CTCadvanced,SPM-4 NI DAQ,28016133,NI

Test at TX 5510 MHz

RESULT: Reference Power cond.

DESCRIPTION	LOWER LIMIT	UPPER LIMIT	MEASURED	UNIT	VERDICT
Ref. Power 1MHz/1MHz cond.	---	---	11.34	dBm	INFO
Ref. Frequency	---	---	5511.400	MHz	INFO

READ SA SETTINGS:

RefLevel [dBm] | RefLevelOffset [dB] | InpAtt [dB]	19.34 | 16.69 | 20
Start [MHz] | Stop [MHz]	5460.000 | 5560.000
RBW [MHz] | VBW [MHz]	0.500000 | 3.000000
Detector | TraceMode	POS | MAXH
Sweep: time [ms] | count | points per Section | type	1 | 2500 | 1001 | SWE

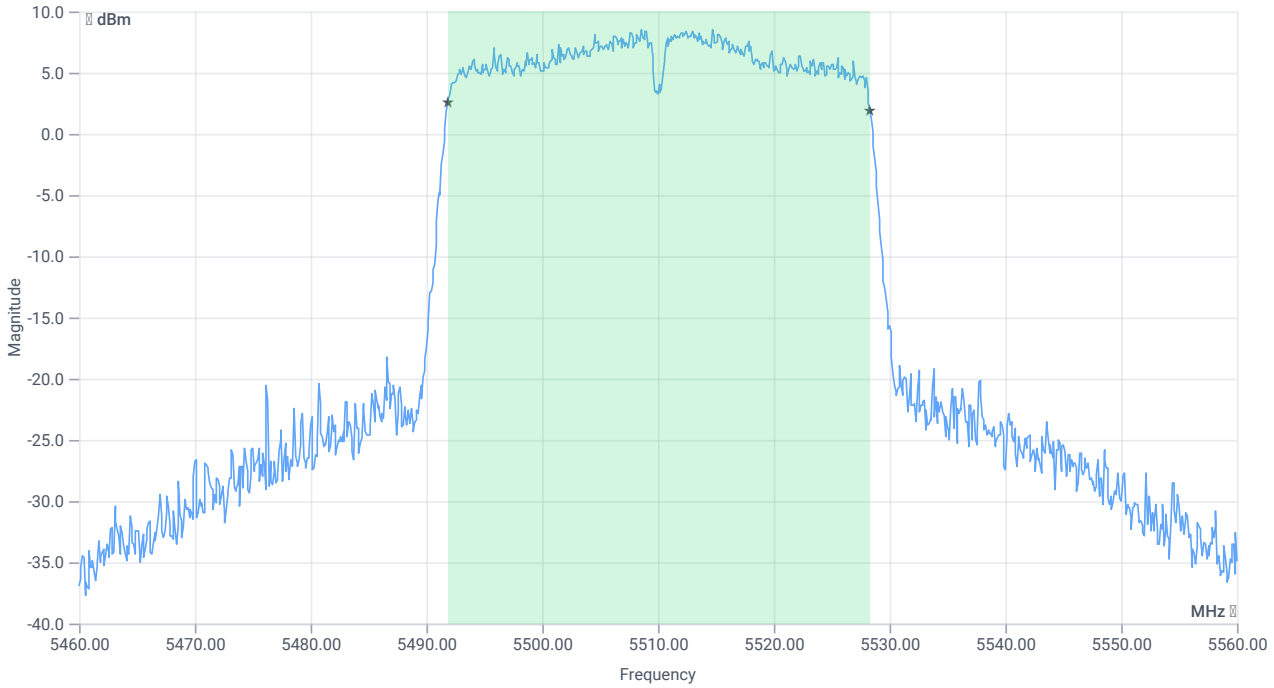

BW 99PCT

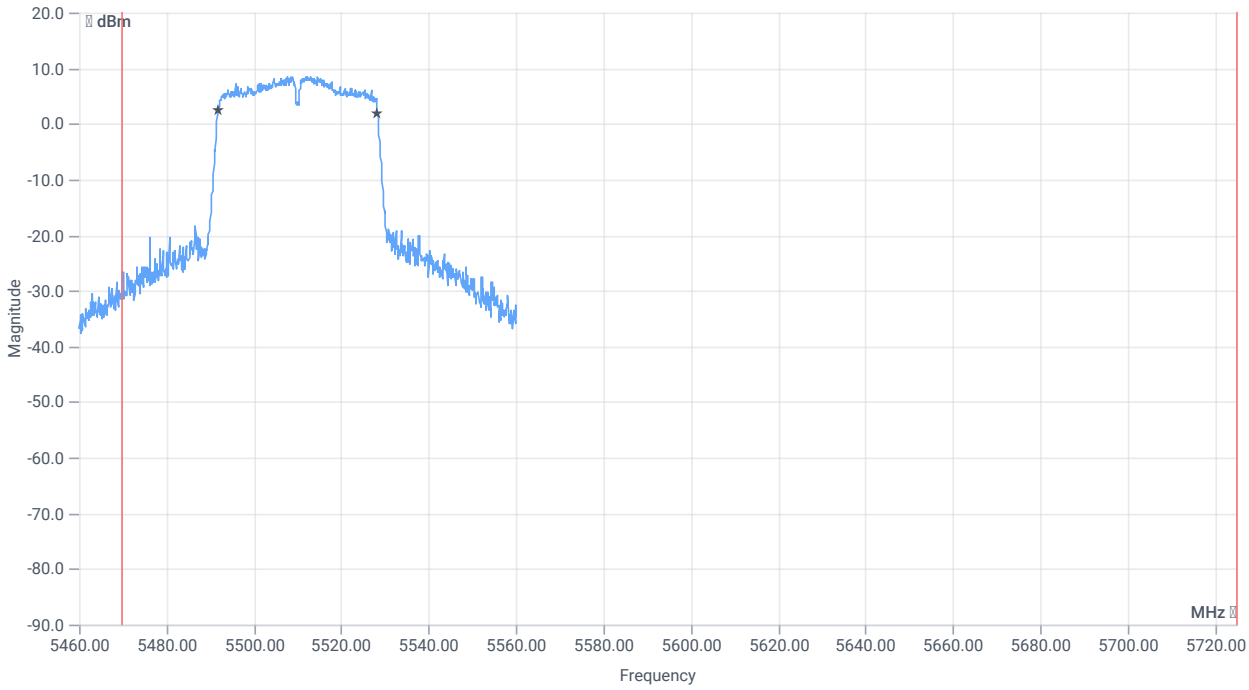

BW within Band 99PCT

RESULT

DESCRIPTION	LOWER LIMIT	UPPER LIMIT	MEASURED	UNIT	VERDICT
Bandwidth 99%	---	---	36.464	MHz	INFO
T1 99%	5470.000000	---	5491.8182	MHz	PASS since U-NII-3 is supported
T2 99%	---	5725.000000	5528.2817	MHz	

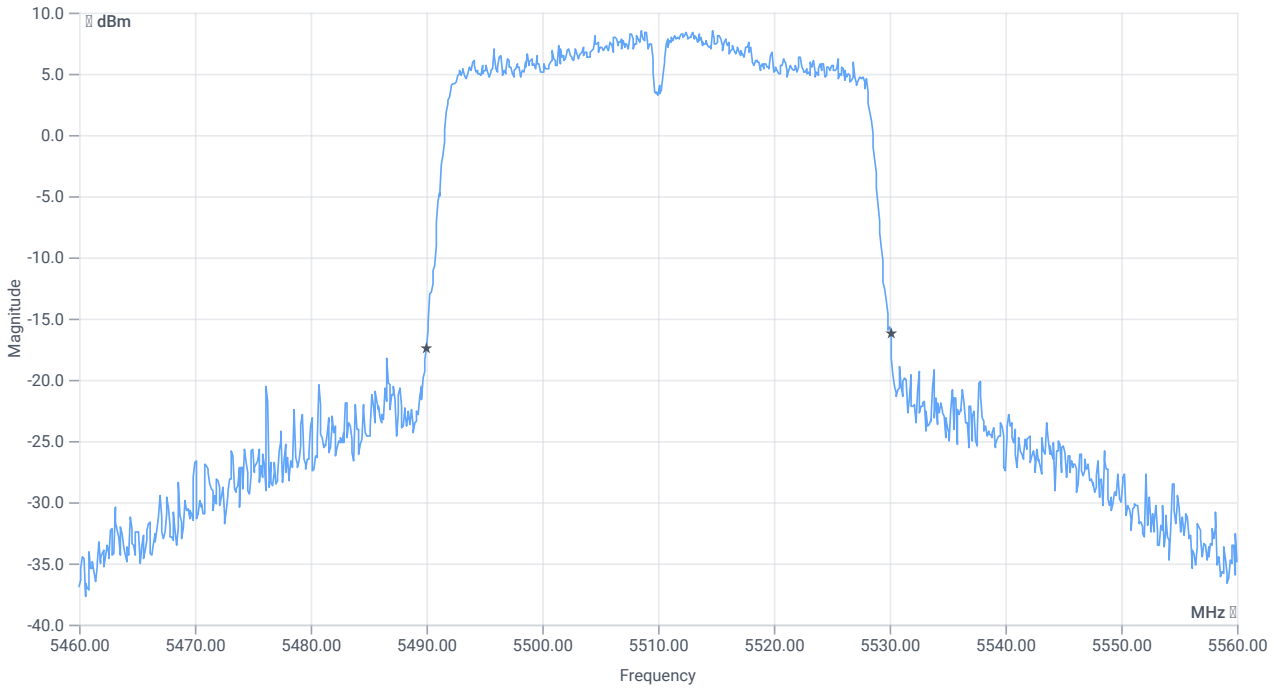

BW 26dB

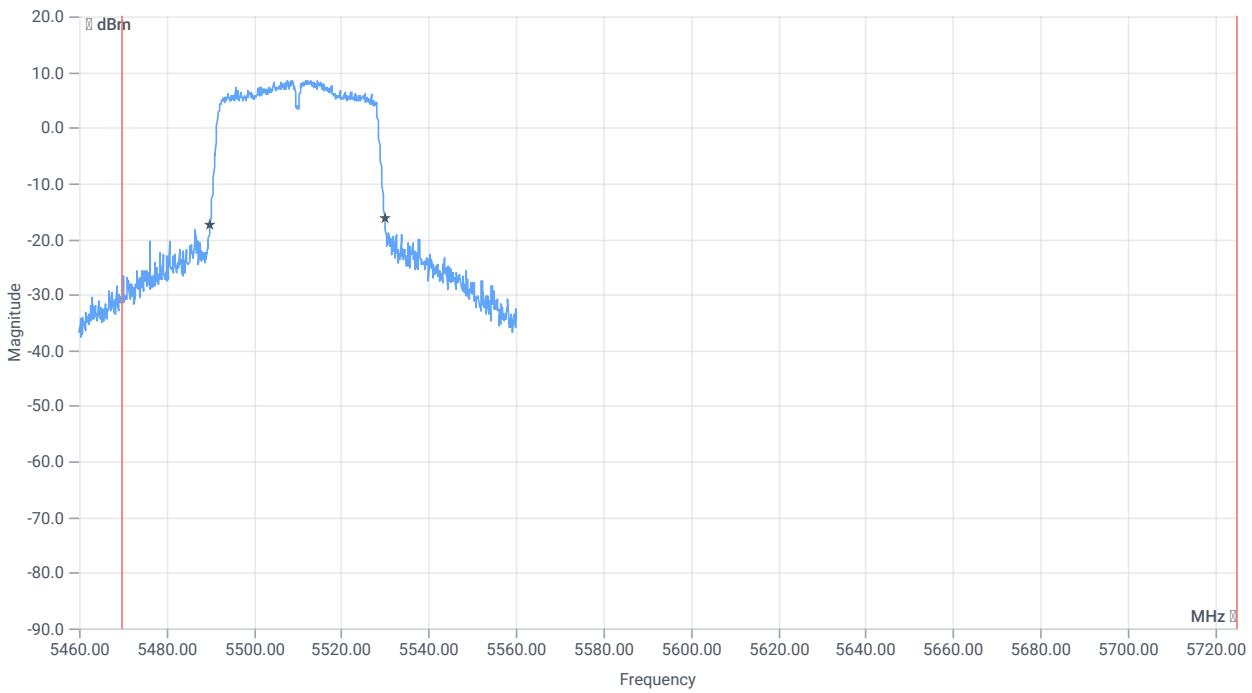

BW within Band 26dB

RESULT

DESCRIPTION	LOWER LIMIT	UPPER LIMIT	MEASURED	UNIT	VERDICT
Bandwidth 26dB	---	---	40.1	MHz	INFO

RESULT

DESCRIPTION	LOWER LIMIT	UPPER LIMIT	MEASURED	UNIT	VERDICT
T1 26dB	5470.000000	---	5490.0000	MHz	PASS since U-NII-3 is supported
T2 26dB	---	5725.000000	5530.1000	MHz	

Verdict
PASS

FCC 15.407 # Max output power and psd ~ WLAN5Gx n-HT40 mode U-NII-2C

References

TC start	19.01.2024 08:27:41
Ambit temp [°C] | humidity [rel%]	21.0 | 28
System version	4.7.1.5
Standard | Version	FCC 15.407 | NI
Method	KDB789033 D02, F., E.2.e.
Description	FCC 15.407 Max Output Power & PSD - WLAN5Gx n-HT40 mode U-NII-2C
Information	

EUT Common Settings WLAN5Gx

Number of Antenna Ports	2
User Interaction	No
Device Class UNII_1	Client
Limit W52 Japan	Standard

Test Parameter

Technology to test	WLAN5Gx n-HT40 mode
Antenna port used	2
Temperature	nom
Voltage	nom
Frequency low to test	True | Freq [MHz] 5510
Frequency mid to test	False | Freq [MHz] 5590
Frequency high to test	False | Freq [MHz] 5670
Auto control enabled power supply | Climatic Box	No | No
Additional path loss [dB]	1.4
Full path name | type	EUT - SignalingUnit - SpectrumAnalyzer

Equipment

Signal analyzer,Rohde&Schwarz,FSV-40,1307.9002K40/101042,3.70
Switch matrix,CTCadvanced,SPM-4 NI DAQ,28016133,NI

Test at TX 5510 MHz

RESULT: Reference Power cond.

DESCRIPTION	LOWER LIMIT	UPPER LIMIT	MEASURED	UNIT	VERDICT
Ref. Power 1MHz/1MHz cond.	---	---	11.89	dBm	INFO
Ref. Frequency	---	---	5507.600	MHz	INFO

Evaluation max. Duty Cycle

Duty Cycle evaluation

DESCRIPTION	LOWER LIMIT	UPPER LIMIT	MEASURED	UNIT	VERDICT
Result Summary					
Number of detected Bursts:167					
Duty Cycle (Burst Ratio) max	---	---	0.792	---	INFO
Duty Cycle max	---	---	1.013	dB	INFO
Duty Cycle (Burst Ratio) min	---	---	0.75	---	INFO
Duty Cycle min	---	---	1.249	dB	INFO
Max TX Burst Length	---	---	0.475	ms	INFO
Min Gap Length	---	---	0.125	ms	INFO
Max Gap Length	---	---	0.15	ms	INFO

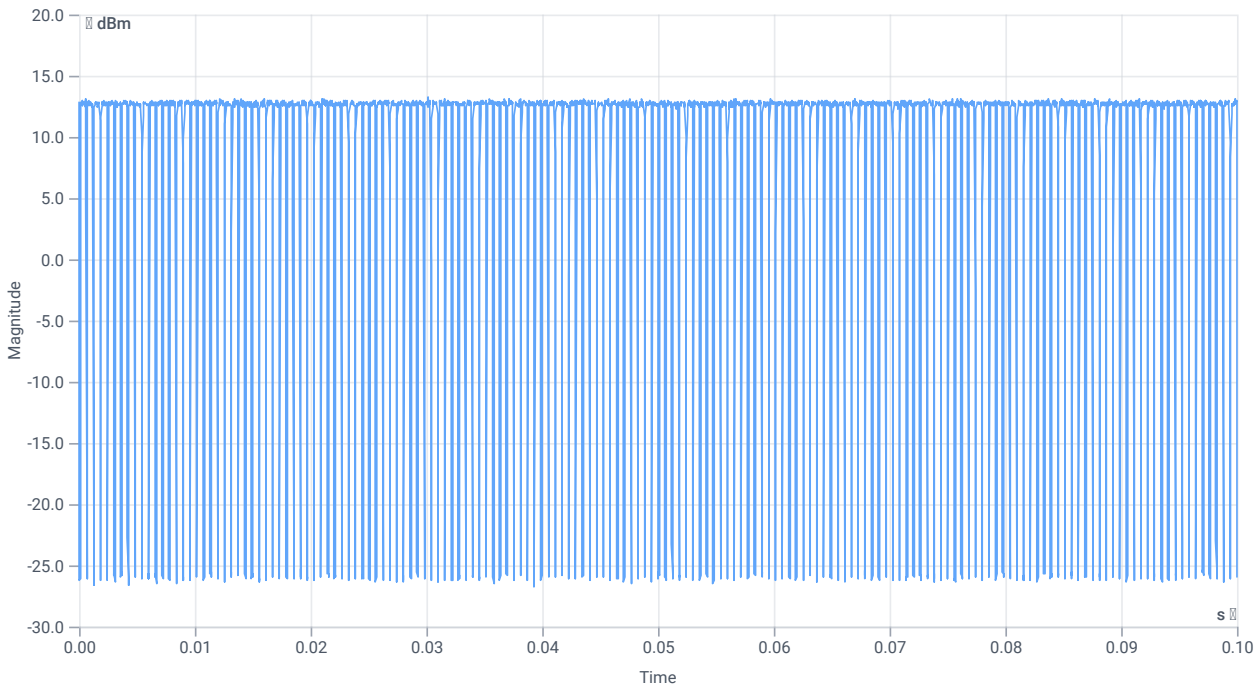

Duty cycle

Evaluation Bandwidth

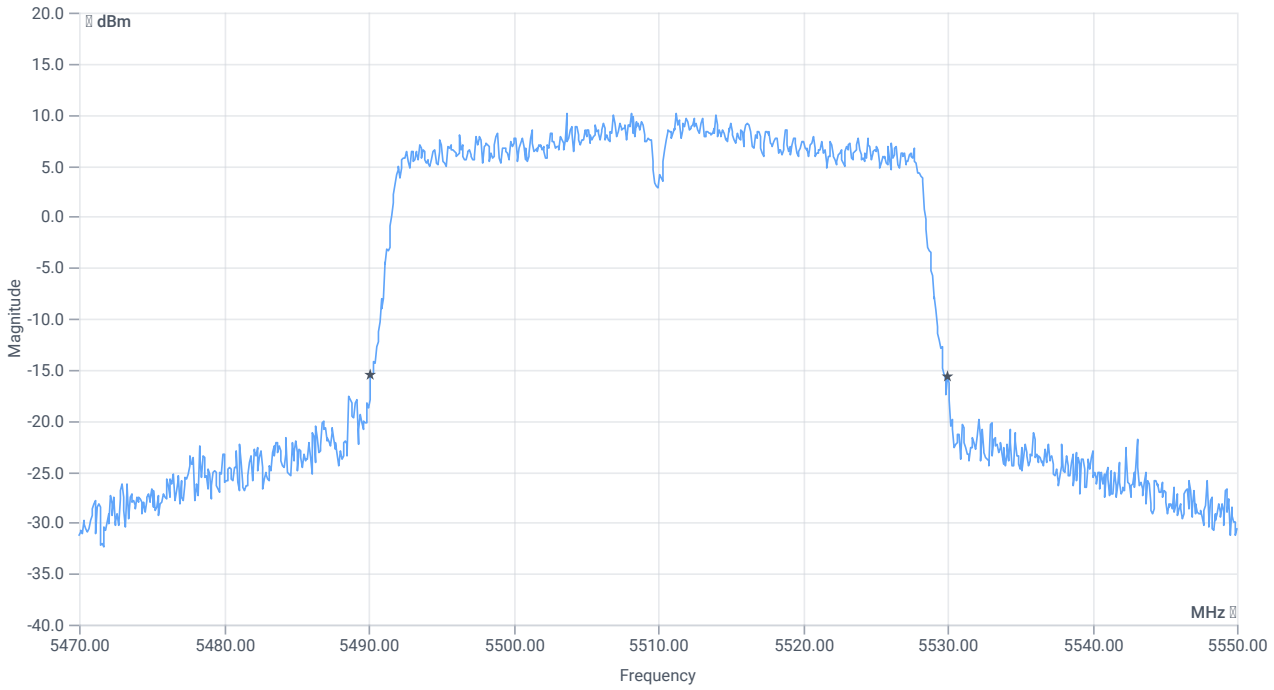

BW 26dB

RESULT

DESCRIPTION	LOWER LIMIT	UPPER LIMIT	MEASURED	UNIT	VERDICT
Bandwidth 26dB	---	---	39.84	MHz	INFO
T1 26dB	---	---	5490.1600	MHz	INFO
T2 26dB	---	---	5530.0000	MHz	INFO

Maximum Output Power

READ SA SETTINGS:

RefLevel [dBm] | RefLevelOffset [dB] | InpAtt [dB]	23.89 | 16.69 | 25
Start [MHz] | Stop [MHz]	5470.000 | 5550.000
RBW [MHz] | VBW [MHz]	1.000000 | 3.000000
Detector | TraceMode	RMS | MAXH
Sweep: time [ms] | count | points per Section | type	53700 | 1 | 161 | SWE

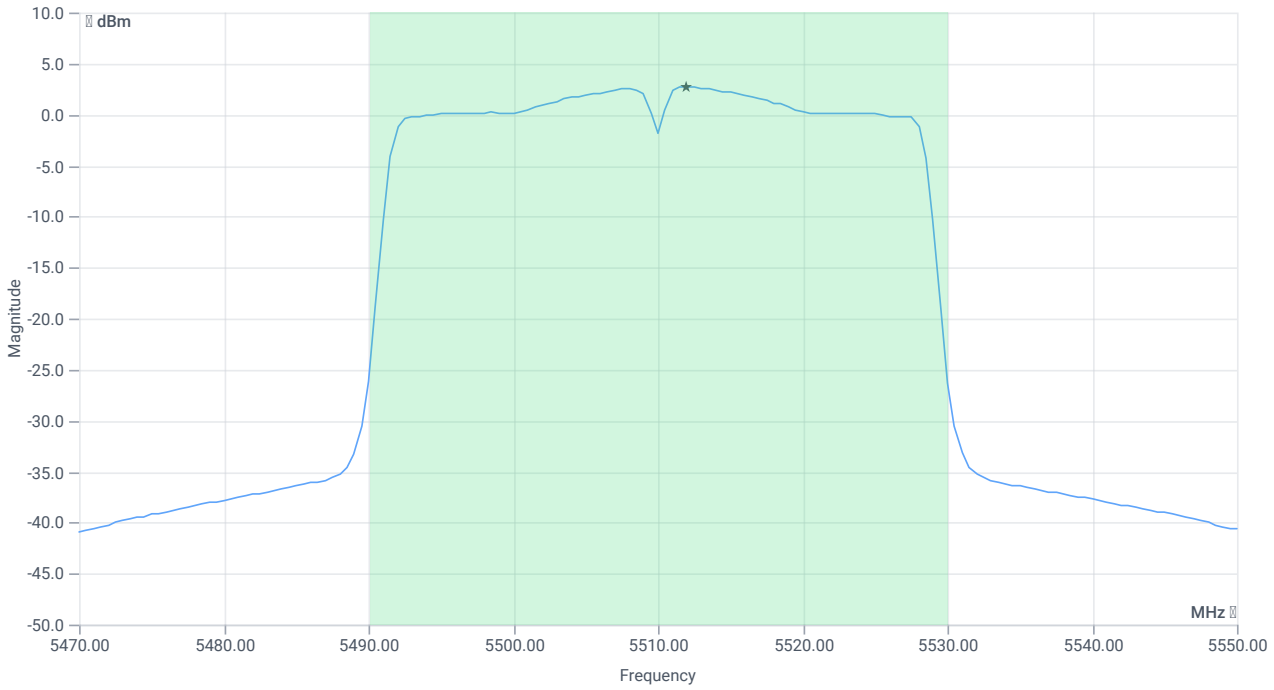

Max OP and PSD

RESULT

DESCRIPTION	LOWER LIMIT	UPPER LIMIT	MEASURED	UNIT	VERDICT
Max Output Power	---	---	16.35	dBm	INFO
Duty Cycle Correction	---	---	1.25	dB	INFO
Limit absolute					
Max Output Power DC corrected	---	24	17.6	dBm	PASS
Limit: 11 dBm + 10 log 39.84					
Max Output Power DC corrected	---	27	17.6	dBm	PASS

Power Spectral Density

RESULT

DESCRIPTION	LOWER LIMIT	UPPER LIMIT	MEASURED	UNIT	VERDICT
Power Spectral Density	---	---	2.73	dBm/1MHz	INFO
Duty Cycle Correction	---	---	1.25	dB	INFO
Power Spectral Density DC corrected	---	11	3.98	dBm/1MHz	PASS

Verdict
PASS

FCC 15.407, ISED RSS247 # Bandwidths 99PCT and 20dB ~ WLAN5Gx n-HT40 mode U-NII-2C

References

TC start	19.01.2024 08:29:09
Ambit temp [°C] | humidity [rel%]	21.0 | 28
System version	4.7.1.5
Standard | Version	FCC 15.407, ISED RSS247 | NI
Method	26dB Bandwidth KDB789033 D02, C.1 / ISED RSS-GEN
Description	FCC 15.407 Bandwidths - WLAN5Gx n-HT40 mode U-NII-2C
Information	

EUT Common Settings WLAN5Gx

Number of Antenna Ports	2
User Interaction	No
Device Class UNII_1	Client
Limit W52 Japan	Standard

Test Parameter

Technology to test	WLAN5Gx n-HT40 mode
Antenna port used	2
Temperature	nom
Voltage	nom
Frequency low to test	True | Freq [MHz] 5510
Frequency mid to test	False | Freq [MHz] 5590
Frequency high to test	False | Freq [MHz] 5670
Auto control enabled power supply | Climatic Box	No | No
Additional path loss [dB]	1.4
Full path name | type	EUT - SignalingUnit - SpectrumAnalyzer

Equipment

Signal analyzer,Rohde&Schwarz,FSV-40,1307.9002K40/101042,3.70
Switch matrix,CTCadvanced,SPM-4 NI DAQ,28016133,NI

Test at TX 5510 MHz

RESULT: Reference Power cond.

DESCRIPTION	LOWER LIMIT	UPPER LIMIT	MEASURED	UNIT	VERDICT
Ref. Power 1MHz/1MHz cond.	---	---	11.53	dBm	INFO
Ref. Frequency	---	---	5511.400	MHz	INFO

READ SA SETTINGS:

RefLevel [dBm] | RefLevelOffset [dB] | InpAtt [dB]	19.53 | 16.69 | 20
Start [MHz] | Stop [MHz]	5460.000 | 5560.000
RBW [MHz] | VBW [MHz]	0.500000 | 3.000000
Detector | TraceMode	POS | MAXH
Sweep: time [ms] | count | points per Section | type	1 | 2500 | 1001 | SWE

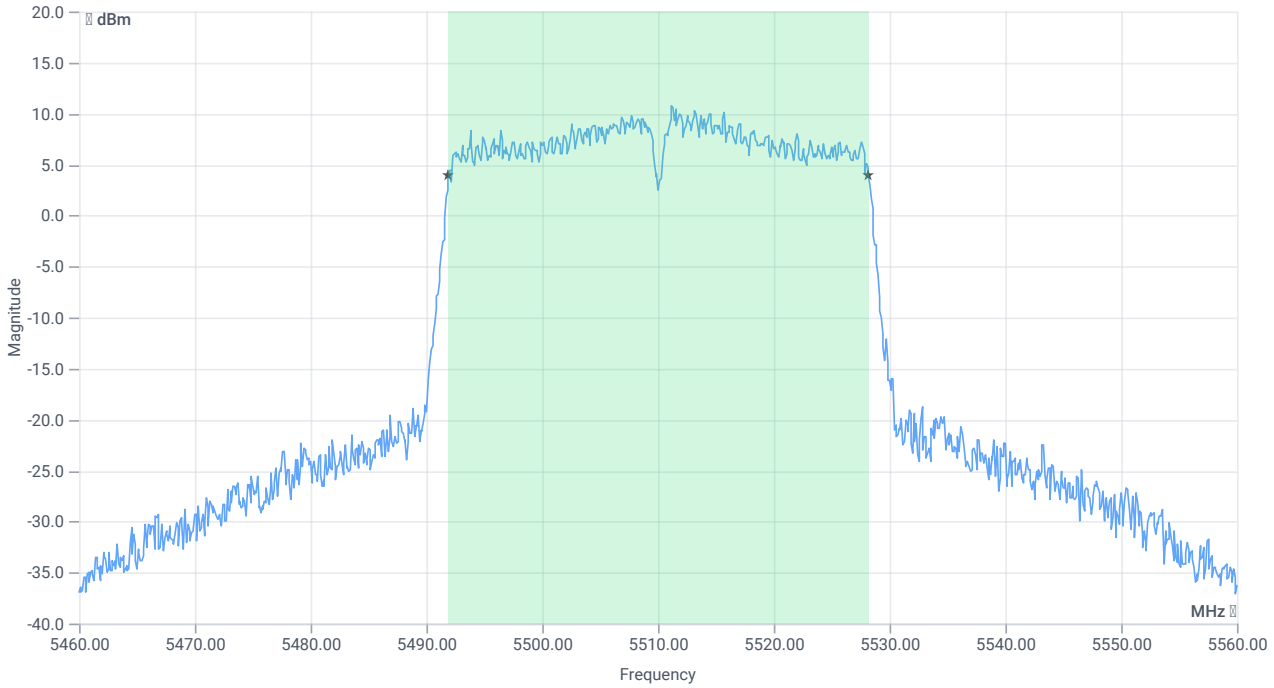

BW 99PCT

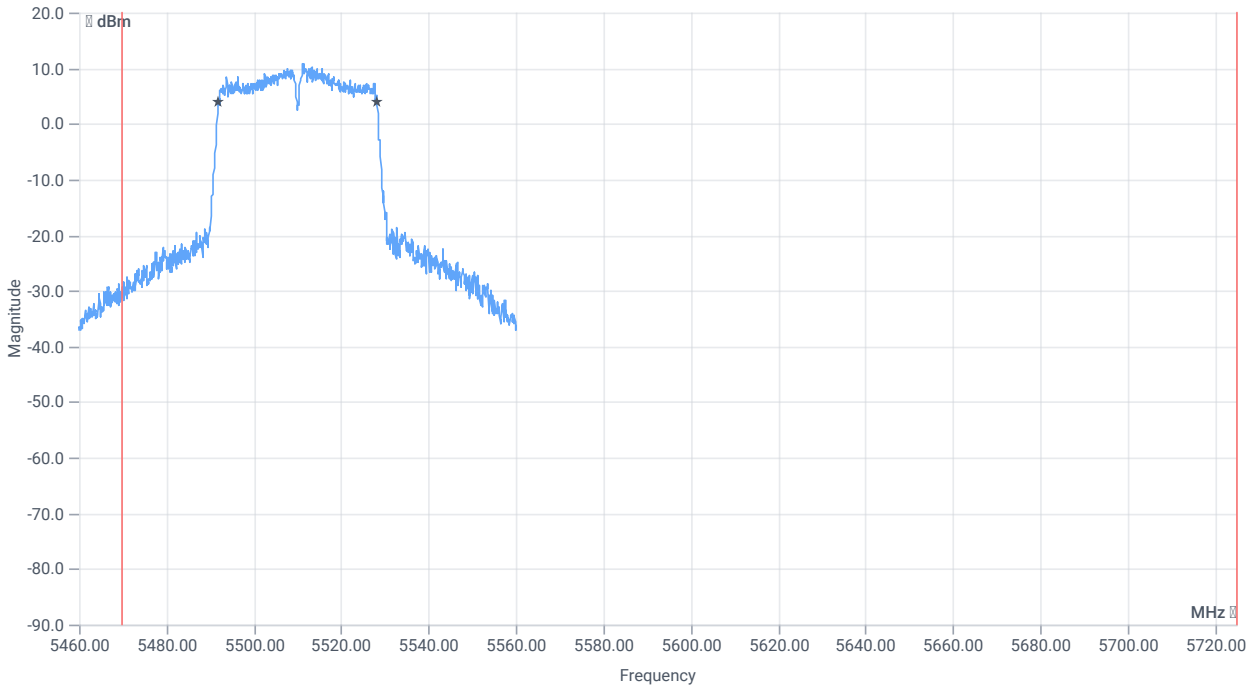

BW within Band 99PCT

RESULT

DESCRIPTION	LOWER LIMIT	UPPER LIMIT	MEASURED	UNIT	VERDICT
Bandwidth 99%	---	---	36.264	MHz	INFO
T1 99%	5470.000000	---	5491.9181	MHz	PASS since U-NII-3 is supported
T2 99%	---	5725.000000	5528.1818	MHz	

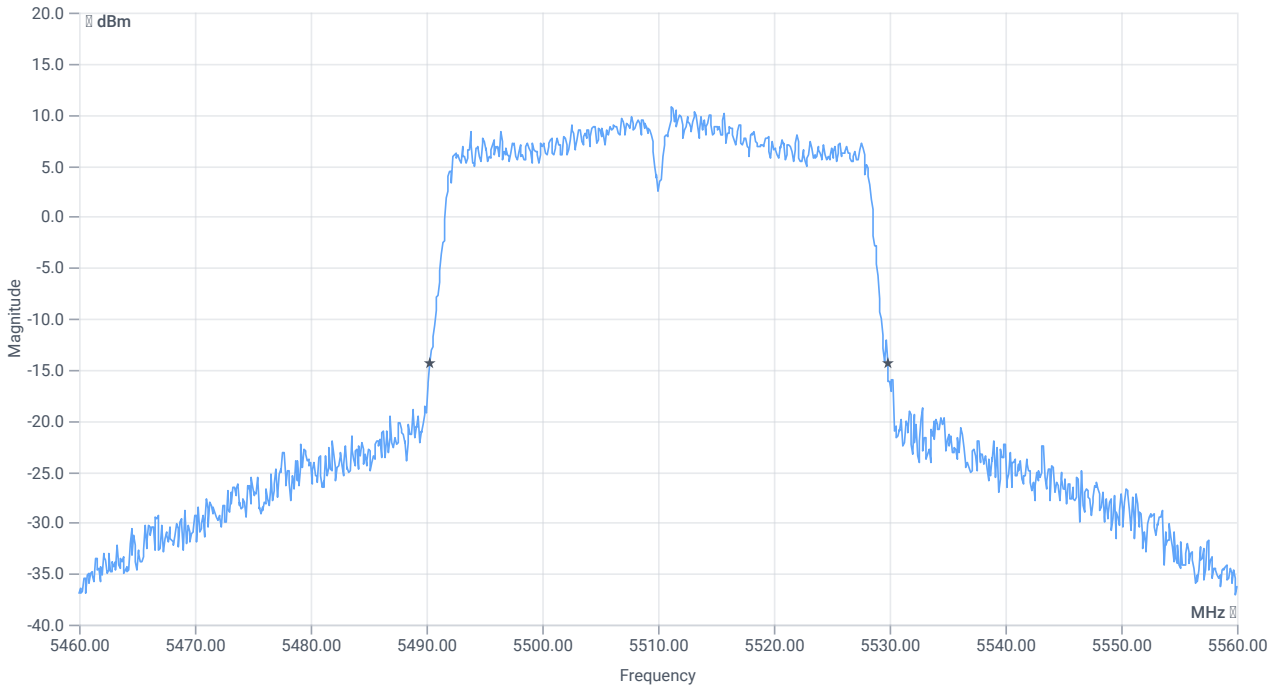

BW 26dB

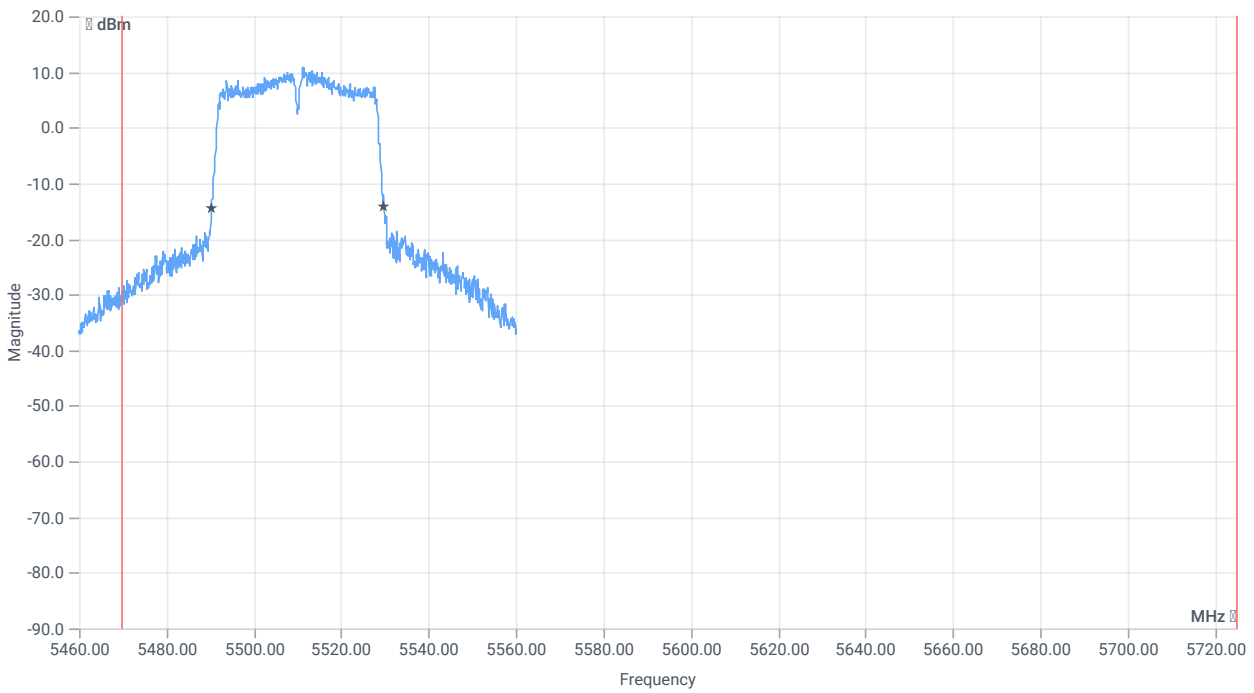

BW within Band 26dB

RESULT

DESCRIPTION	LOWER LIMIT	UPPER LIMIT	MEASURED	UNIT	VERDICT
Bandwidth 26dB	---	---	39.5	MHz	INFO

RESULT

DESCRIPTION	LOWER LIMIT	UPPER LIMIT	MEASURED	UNIT	VERDICT
T1 26dB	5470.000000	---	5490.3000	MHz	PASS since U-NII-3 is supported
T2 26dB	---	5725.000000	5529.8000	MHz	

Verdict
PASS

FCC 15.407 # MIMO ∑ Max output power and psd ~ WLAN5Gx n-HT40 mode U-NII-2C

References

TC start	19.01.2024 08:29:39
Ambit temp [°C] | humidity [rel%]	20.9 | 28
System version	4.7.1.5
Standard | Version	FCC 15.407 | NI
Method	
Description	MIMO ∑ FCC Power & psd - WLAN5Gx n-HT40 mode U-NII-2C
Information	

EUT Common Settings WLAN5Gx

Number of Antenna Ports	2
User Interaction	No
Device Class UNII_1	Client
Limit W52 Japan	Standard

Test Parameter

Technology to test	WLAN5Gx n-HT40 mode
Antenna port used	several
Temperature	nom
Voltage	nom
Frequency low to test	True | Freq [MHz] 5510
Frequency mid to test	False | Freq [MHz] 5590
Frequency high to test	False | Freq [MHz] 5670
Auto control enabled power supply | Climatic Box	No | No
Additional path loss [dB]	1.4
Full path name | type	None

Equipment

Test at TX 5510 MHz

RESULT Power

DESCRIPTION	LOWER LIMIT	UPPER LIMIT	MEASURED	UNIT	VERDICT
Ant:2 Max Output Power DC corrected	---	---	17.6	dBm	INFO
Ant:2 BW 26dB	---	---	39.840	MHz	INFO
Ant:1 Max Output Power DC corrected	---	---	17.78	dBm	INFO
Ant:1 BW 26dB	---	---	40.080	MHz	INFO
∑ Limit absolute	---	24	20.7	dBm	PASS
∑ Limit: 11 dBm + 10 log 39.84	---	27	20.7	dBm	PASS

RESULT PSD

DESCRIPTION	LOWER LIMIT	UPPER LIMIT	MEASURED	UNIT	VERDICT
Ant:2 PSD	---	---	3.98	dBm/1MHz	INFO
Ant:1 PSD	---	---	4.11	dBm/1MHz	INFO
∑	---	11	7.06	dBm/1MHz	PASS

Verdict
PASS

FCC 15.407 # Max output power and psd ~ WLAN5Gx n-HT40 mode U-NII-2C

References

TC start	19.01.2024 08:30:58
Ambit temp [°C] | humidity [rel%]	21.0 | 29
System version	4.7.1.5
Standard | Version	FCC 15.407 | NI
Method	KDB789033 D02, F., E.2.e.
Description	FCC 15.407 Max Output Power & PSD - WLAN5Gx n-HT40 mode U-NII-2C
Information	

EUT Common Settings WLAN5Gx

Number of Antenna Ports	2
User Interaction	No
Device Class UNII_1	Client
Limit W52 Japan	Standard

Test Parameter

Technology to test	WLAN5Gx n-HT40 mode
Antenna port used	1
Temperature	nom
Voltage	nom
Frequency low to test	False | Freq [MHz] 5510
Frequency mid to test	True | Freq [MHz] 5590
Frequency high to test	False | Freq [MHz] 5670
Auto control enabled power supply | Climatic Box	No | No
Additional path loss [dB]	1.4
Full path name | type	EUT - SignalingUnit - SpectrumAnalyzer

Equipment

Signal analyzer,Rohde&Schwarz,FSV-40,1307.9002K40/101042,3.70
Switch matrix,CTCadvanced,SPM-4 NI DAQ,28016133,NI

Test at TX 5590 MHz

RESULT: Reference Power cond.

DESCRIPTION	LOWER LIMIT	UPPER LIMIT	MEASURED	UNIT	VERDICT
Ref. Power 1MHz/1MHz cond.	---	---	12.53	dBm	INFO
Ref. Frequency	---	---	5604.790	MHz	INFO

Evaluation max. Duty Cycle

Duty Cycle evaluation

DESCRIPTION	LOWER LIMIT	UPPER LIMIT	MEASURED	UNIT	VERDICT
Result Summary					
Number of detected Bursts:167					
Duty Cycle (Burst Ratio) max	---	---	0.792	---	INFO
Duty Cycle max	---	---	1.013	dB	INFO
Duty Cycle (Burst Ratio) min	---	---	0.75	---	INFO
Duty Cycle min	---	---	1.249	dB	INFO
Max TX Burst Length	---	---	0.475	ms	INFO
Min Gap Length	---	---	0.125	ms	INFO
Max Gap Length	---	---	0.15	ms	INFO

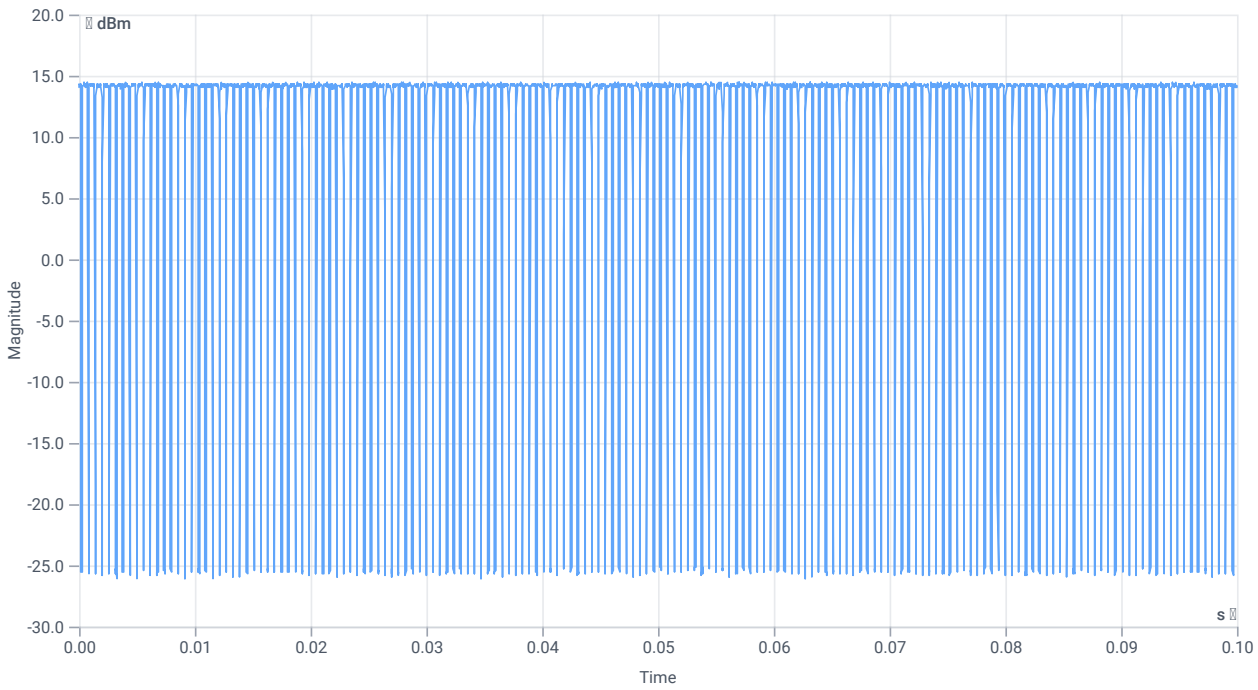

Duty cycle

Evaluation Bandwidth

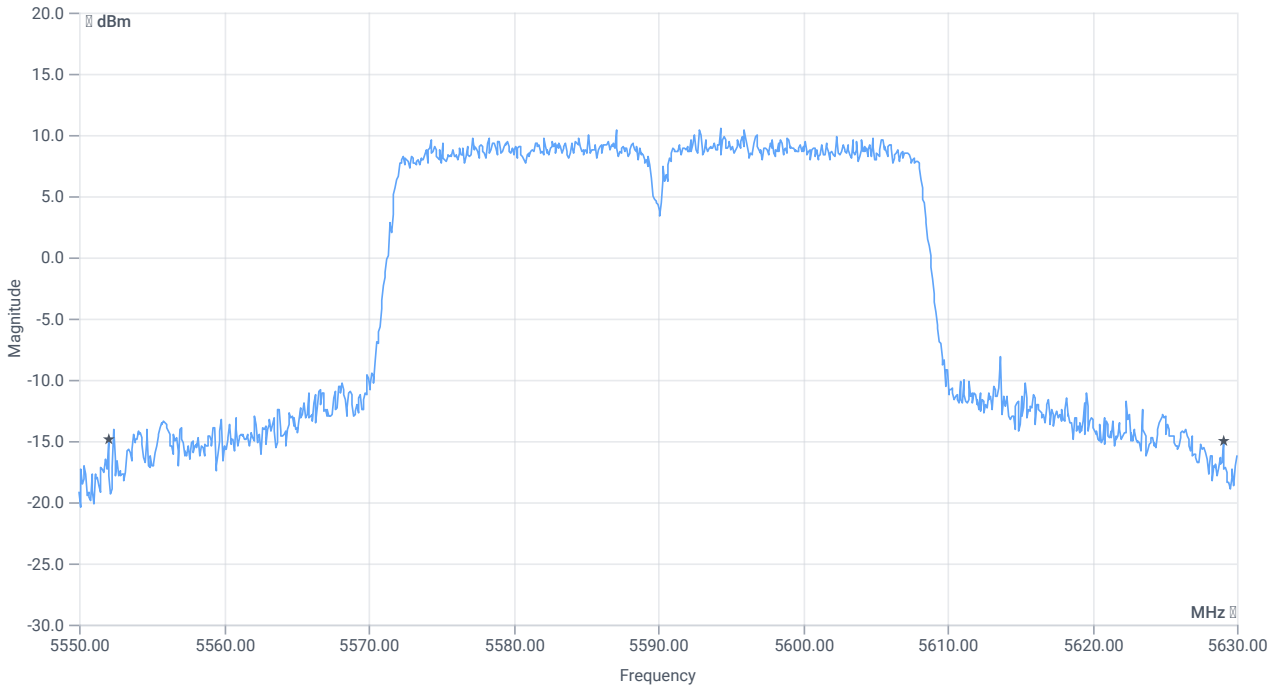

BW 26dB

RESULT

DESCRIPTION	LOWER LIMIT	UPPER LIMIT	MEASURED	UNIT	VERDICT
Bandwidth 26dB	---	---	77.04	MHz	INFO
T1 26dB	---	---	5552.0000	MHz	INFO
T2 26dB	---	---	5629.0400	MHz	INFO

Maximum Output Power

READ SA SETTINGS:

RefLevel [dBm] | RefLevelOffset [dB] | InpAtt [dB]	24.53 | 16.82 | 25
Start [MHz] | Stop [MHz]	5550.000 | 5630.000
RBW [MHz] | VBW [MHz]	1.000000 | 3.000000
Detector | TraceMode	RMS | MAXH
Sweep: time [ms] | count | points per Section | type	53700 | 1 | 161 | SWE

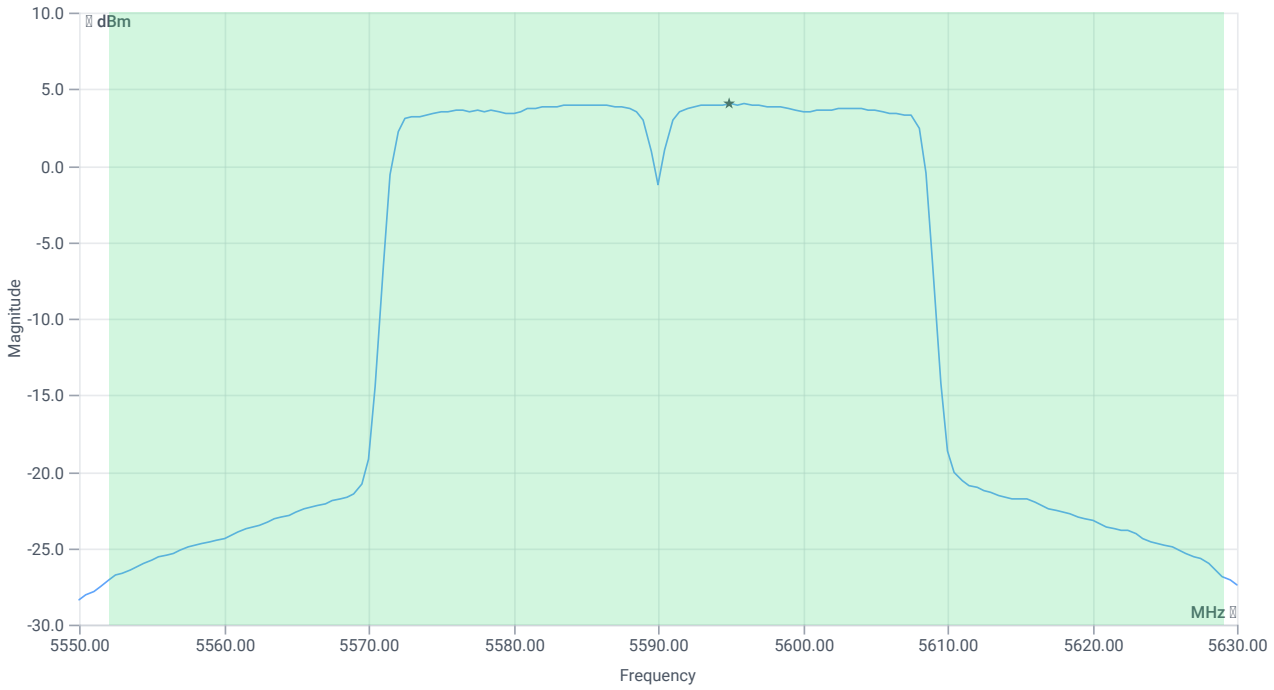

Max OP and PSD

RESULT

DESCRIPTION	LOWER LIMIT	UPPER LIMIT	MEASURED	UNIT	VERDICT
Max Output Power	---	---	18.93	dBm	INFO
Duty Cycle Correction	---	---	1.25	dB	INFO
Limit absolute					
Max Output Power DC corrected	---	24	20.18	dBm	PASS
Limit: 11 dBm + 10 log 77.04					
Max Output Power DC corrected	---	29.87	20.18	dBm	PASS

Power Spectral Density

RESULT

DESCRIPTION	LOWER LIMIT	UPPER LIMIT	MEASURED	UNIT	VERDICT
Power Spectral Density	---	---	4.01	dBm/1MHz	INFO
Duty Cycle Correction	---	---	1.25	dB	INFO
Power Spectral Density DC corrected	---	11	5.26	dBm/1MHz	PASS

Verdict
PASS

FCC 15.407, ISED RSS247 # Bandwidths 99PCT and 20dB ~ WLAN5Gx n-HT40 mode U-NII-2C

References

TC start	19.01.2024 08:32:26
Ambit temp [°C] | humidity [rel%]	21.0 | 29
System version	4.7.1.5
Standard | Version	FCC 15.407, ISED RSS247 | NI
Method	26dB Bandwidth KDB789033 D02, C.1 / ISED RSS-GEN
Description	FCC 15.407 Bandwidths - WLAN5Gx n-HT40 mode U-NII-2C
Information	

EUT Common Settings WLAN5Gx

Number of Antenna Ports	2
User Interaction	No
Device Class UNII_1	Client
Limit W52 Japan	Standard

Test Parameter

Technology to test	WLAN5Gx n-HT40 mode
Antenna port used	1
Temperature	nom
Voltage	nom
Frequency low to test	False | Freq [MHz] 5510
Frequency mid to test	True | Freq [MHz] 5590
Frequency high to test	False | Freq [MHz] 5670
Auto control enabled power supply | Climatic Box	No | No
Additional path loss [dB]	1.4
Full path name | type	EUT - SignalingUnit - SpectrumAnalyzer

Equipment

Signal analyzer,Rohde&Schwarz,FSV-40,1307.9002K40/101042,3.70
Switch matrix,CTCadvanced,SPM-4 NI DAQ,28016133,NI

Test at TX 5590 MHz

RESULT: Reference Power cond.

DESCRIPTION	LOWER LIMIT	UPPER LIMIT	MEASURED	UNIT	VERDICT
Ref. Power 1MHz/1MHz cond.	---	---	12.26	dBm	INFO
Ref. Frequency	---	---	5591.400	MHz	INFO

READ SA SETTINGS:

RefLevel [dBm] | RefLevelOffset [dB] | InpAtt [dB]	20.26 | 16.82 | 20
Start [MHz] | Stop [MHz]	5540.000 | 5640.000
RBW [MHz] | VBW [MHz]	0.500000 | 3.000000
Detector | TraceMode	POS | MAXH
Sweep: time [ms] | count | points per Section | type	1 | 2500 | 1001 | SWE

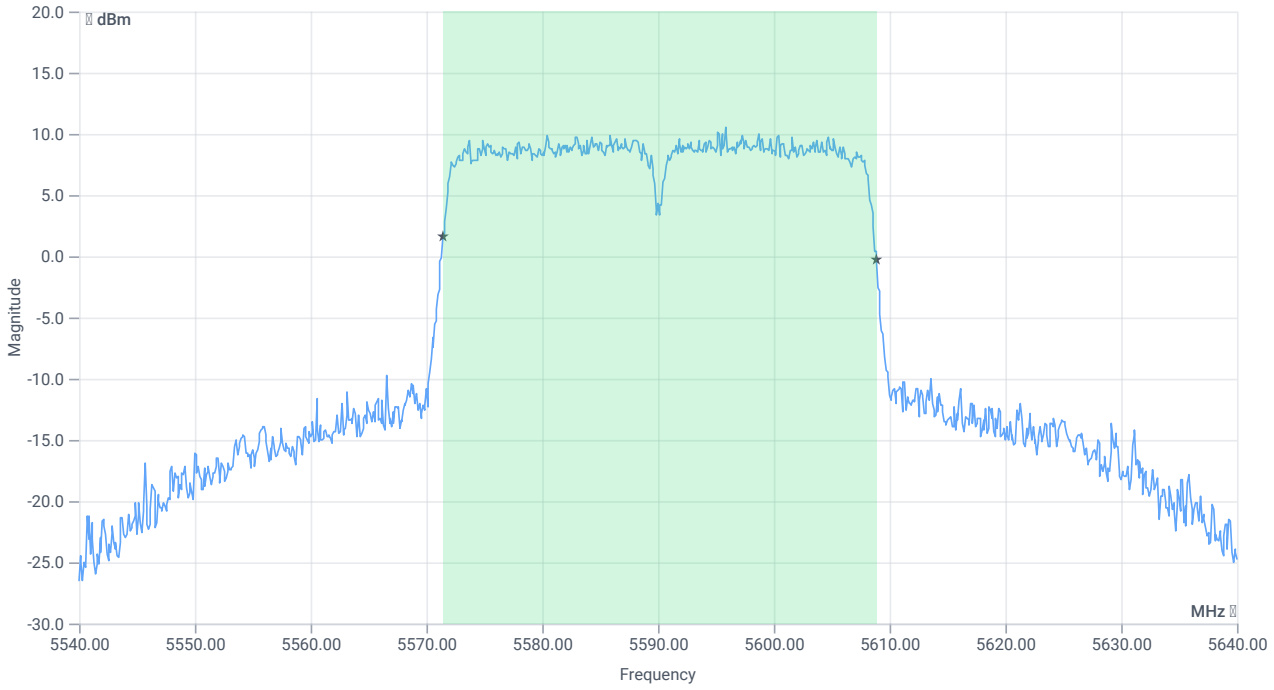

BW 99PCT

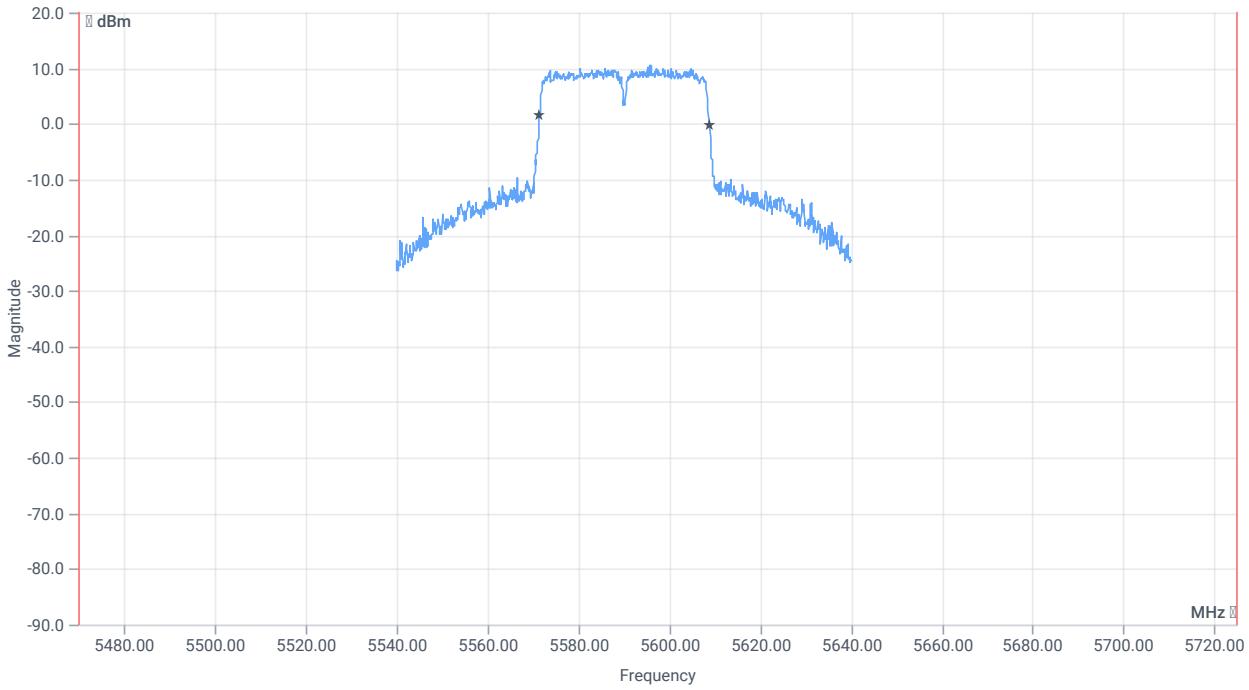

BW within Band 99PCT

RESULT

DESCRIPTION	LOWER LIMIT	UPPER LIMIT	MEASURED	UNIT	VERDICT
Bandwidth 99%	---	---	37.463	MHz	INFO
T1 99%	5470.000000	---	5571.4186	MHz	PASS since U-NII-3 is supported
T2 99%	---	5725.000000	5608.8811	MHz	

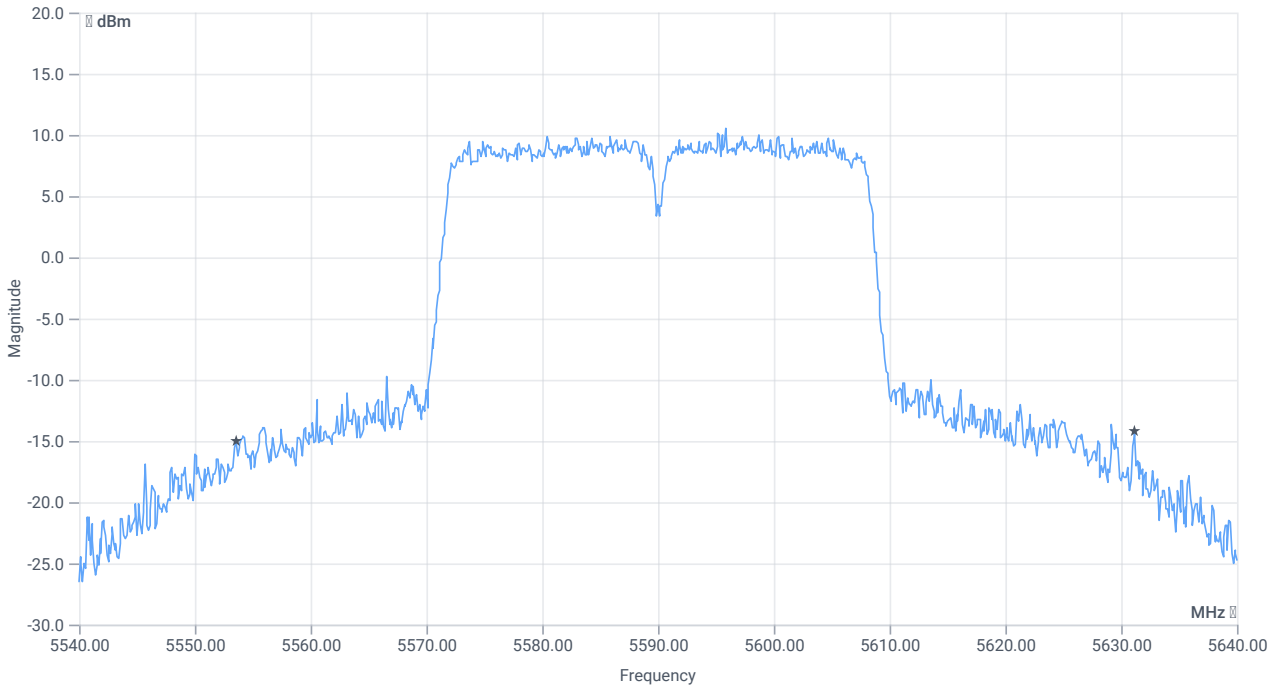

BW 26dB

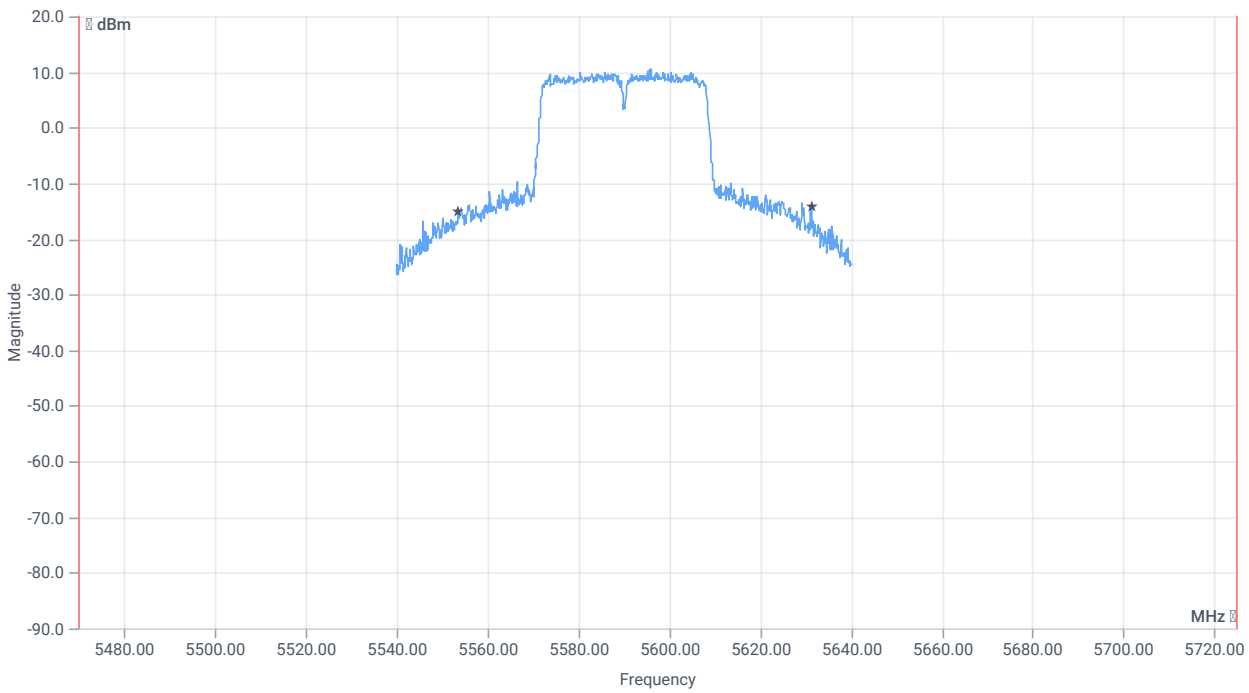

BW within Band 26dB

RESULT

DESCRIPTION	LOWER LIMIT	UPPER LIMIT	MEASURED	UNIT	VERDICT
Bandwidth 26dB	---	---	77.7	MHz	INFO

RESULT

DESCRIPTION	LOWER LIMIT	UPPER LIMIT	MEASURED	UNIT	VERDICT
T1 26dB	5470.000000	---	5553.5000	MHz	PASS since U-NII-3 is supported
T2 26dB	---	5725.000000	5631.2000	MHz	

Verdict
PASS

FCC 15.407 # Max output power and psd ~ WLAN5Gx n-HT40 mode U-NII-2C

References

TC start	19.01.2024 08:32:56
Ambit temp [°C] | humidity [rel%]	21.0 | 29
System version	4.7.1.5
Standard | Version	FCC 15.407 | NI
Method	KDB789033 D02, F., E.2.e.
Description	FCC 15.407 Max Output Power & PSD - WLAN5Gx n-HT40 mode U-NII-2C
Information	

EUT Common Settings WLAN5Gx

Number of Antenna Ports	2
User Interaction	No
Device Class UNII_1	Client
Limit W52 Japan	Standard

Test Parameter

Technology to test	WLAN5Gx n-HT40 mode
Antenna port used	2
Temperature	nom
Voltage	nom
Frequency low to test	False | Freq [MHz] 5510
Frequency mid to test	True | Freq [MHz] 5590
Frequency high to test	False | Freq [MHz] 5670
Auto control enabled power supply | Climatic Box	No | No
Additional path loss [dB]	1.4
Full path name | type	EUT - SignalingUnit - SpectrumAnalyzer

Equipment

Signal analyzer,Rohde&Schwarz,FSV-40,1307.9002K40/101042,3.70
Switch matrix,CTCadvanced,SPM-4 NI DAQ,28016133,NI

Test at TX 5590 MHz

RESULT: Reference Power cond.

DESCRIPTION	LOWER LIMIT	UPPER LIMIT	MEASURED	UNIT	VERDICT
Ref. Power 1MHz/1MHz cond.	---	---	14.07	dBm	INFO
Ref. Frequency	---	---	5584.010	MHz	INFO

Evaluation max. Duty Cycle

Duty Cycle evaluation

DESCRIPTION	LOWER LIMIT	UPPER LIMIT	MEASURED	UNIT	VERDICT
Result Summary					
Number of detected Bursts:167					
Duty Cycle (Burst Ratio) max	---	---	0.792	---	INFO
Duty Cycle max	---	---	1.013	dB	INFO
Duty Cycle (Burst Ratio) min	---	---	0.75	---	INFO
Duty Cycle min	---	---	1.249	dB	INFO
Max TX Burst Length	---	---	0.475	ms	INFO
Min Gap Length	---	---	0.125	ms	INFO
Max Gap Length	---	---	0.15	ms	INFO

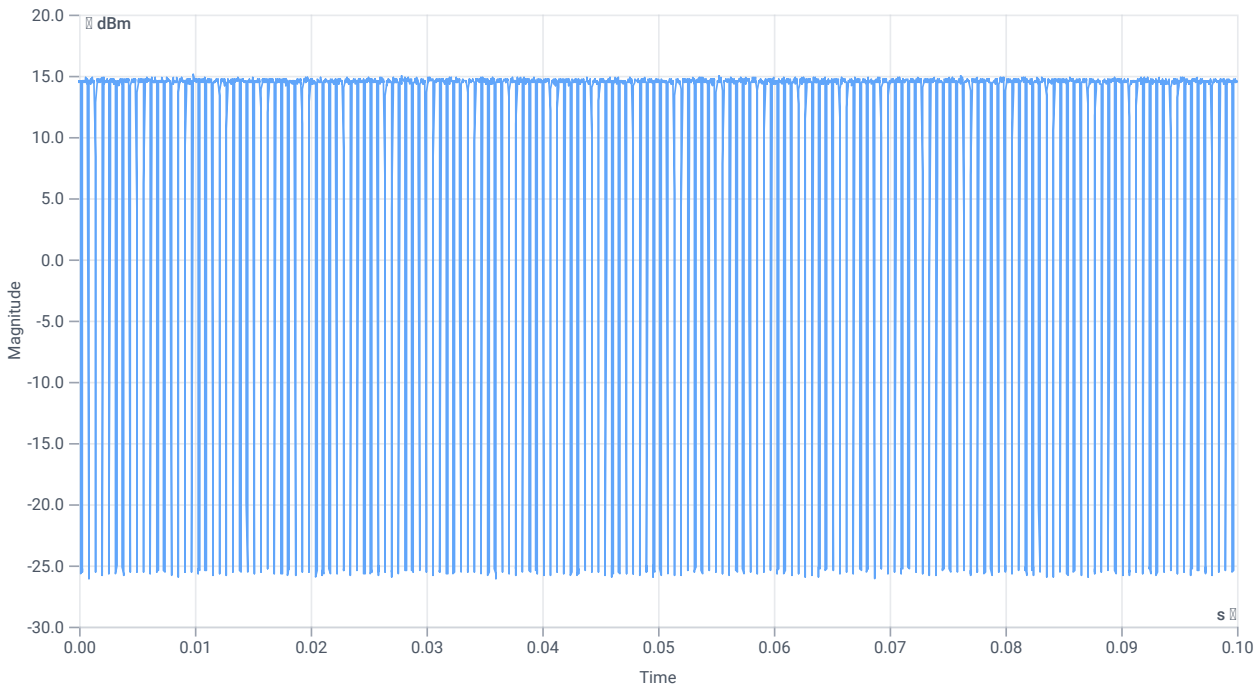

Duty cycle

Evaluation Bandwidth

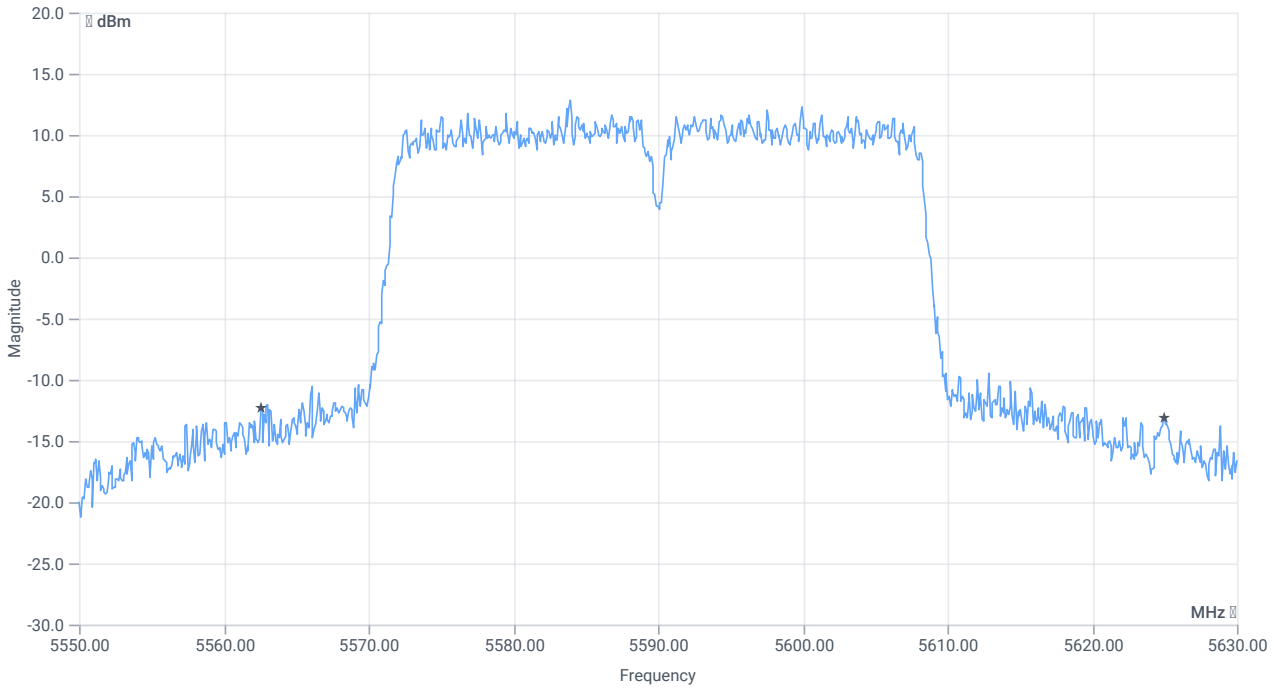

BW 26dB

RESULT

DESCRIPTION	LOWER LIMIT	UPPER LIMIT	MEASURED	UNIT	VERDICT
Bandwidth 26dB	---	---	62.4	MHz	INFO
T1 26dB	---	---	5562.5600	MHz	INFO
T2 26dB	---	---	5624.9600	MHz	INFO

Maximum Output Power

READ SA SETTINGS:

RefLevel [dBm] | RefLevelOffset [dB] | InpAtt [dB]	26.07 | 16.82 | 25
Start [MHz] | Stop [MHz]	5550.000 | 5630.000
RBW [MHz] | VBW [MHz]	1.000000 | 3.000000
Detector | TraceMode	RMS | MAXH
Sweep: time [ms] | count | points per Section | type	53700 | 1 | 161 | SWE

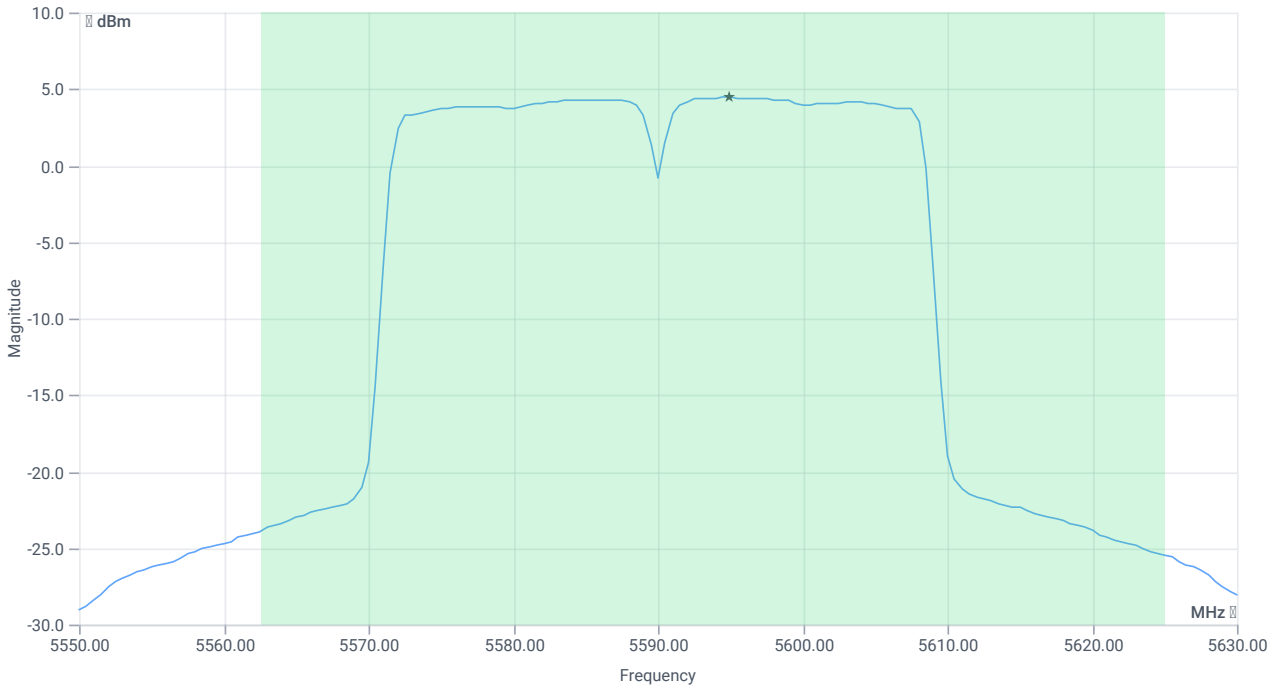

Max OP and PSD

RESULT

DESCRIPTION	LOWER LIMIT	UPPER LIMIT	MEASURED	UNIT	VERDICT
Max Output Power	---	---	19.29	dBm	INFO
Duty Cycle Correction	---	---	1.25	dB	INFO
Limit absolute					
Max Output Power DC corrected	---	24	20.54	dBm	PASS
Limit: 11 dBm + 10 log 62.4					
Max Output Power DC corrected	---	28.95	20.54	dBm	PASS

Power Spectral Density

RESULT

DESCRIPTION	LOWER LIMIT	UPPER LIMIT	MEASURED	UNIT	VERDICT
Power Spectral Density	---	---	4.49	dBm/1MHz	INFO
Duty Cycle Correction	---	---	1.25	dB	INFO
Power Spectral Density DC corrected	---	11	5.74	dBm/1MHz	PASS

Verdict
PASS

FCC 15.407, ISED RSS247 # Bandwidths 99PCT and 20dB ~ WLAN5Gx n-HT40 mode U-NII-2C

References

TC start	19.01.2024 08:34:24
Ambit temp [°C] | humidity [rel%]	21.0 | 29
System version	4.7.1.5
Standard | Version	FCC 15.407, ISED RSS247 | NI
Method	26dB Bandwidth KDB789033 D02, C.1 / ISED RSS-GEN
Description	FCC 15.407 Bandwidths - WLAN5Gx n-HT40 mode U-NII-2C
Information	

EUT Common Settings WLAN5Gx

Number of Antenna Ports	2
User Interaction	No
Device Class UNII_1	Client
Limit W52 Japan	Standard

Test Parameter

Technology to test	WLAN5Gx n-HT40 mode
Antenna port used	2
Temperature	nom
Voltage	nom
Frequency low to test	False | Freq [MHz] 5510
Frequency mid to test	True | Freq [MHz] 5590
Frequency high to test	False | Freq [MHz] 5670
Auto control enabled power supply | Climatic Box	No | No
Additional path loss [dB]	1.4
Full path name | type	EUT - SignalingUnit - SpectrumAnalyzer

Equipment

Signal analyzer,Rohde&Schwarz,FSV-40,1307.9002K40/101042,3.70
Switch matrix,CTCadvanced,SPM-4 NI DAQ,28016133,NI

Test at TX 5590 MHz

RESULT: Reference Power cond.

DESCRIPTION	LOWER LIMIT	UPPER LIMIT	MEASURED	UNIT	VERDICT
Ref. Power 1MHz/1MHz cond.	---	---	13.59	dBm	INFO
Ref. Frequency	---	---	5584.210	MHz	INFO

READ SA SETTINGS:

RefLevel [dBm] | RefLevelOffset [dB] | InpAtt [dB]	21.59 | 16.82 | 20
Start [MHz] | Stop [MHz]	5540.000 | 5640.000
RBW [MHz] | VBW [MHz]	0.500000 | 3.000000
Detector | TraceMode	POS | MAXH
Sweep: time [ms] | count | points per Section | type	1 | 2500 | 1001 | SWE

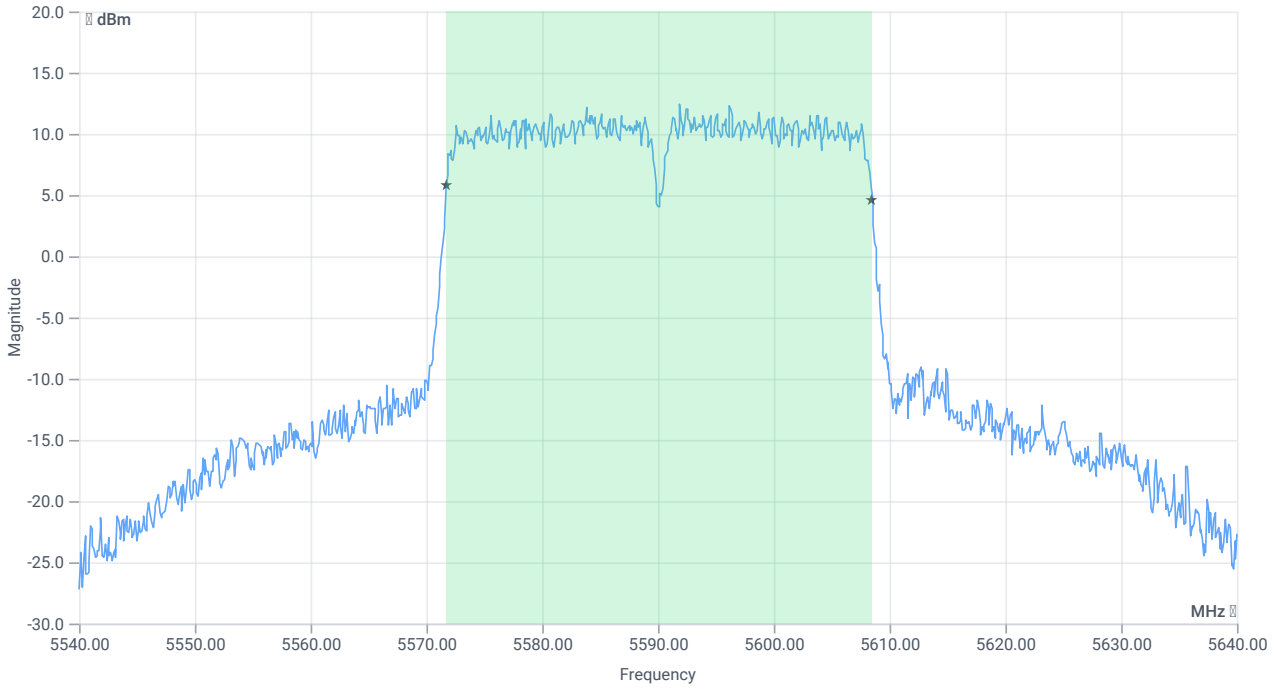

BW 99PCT

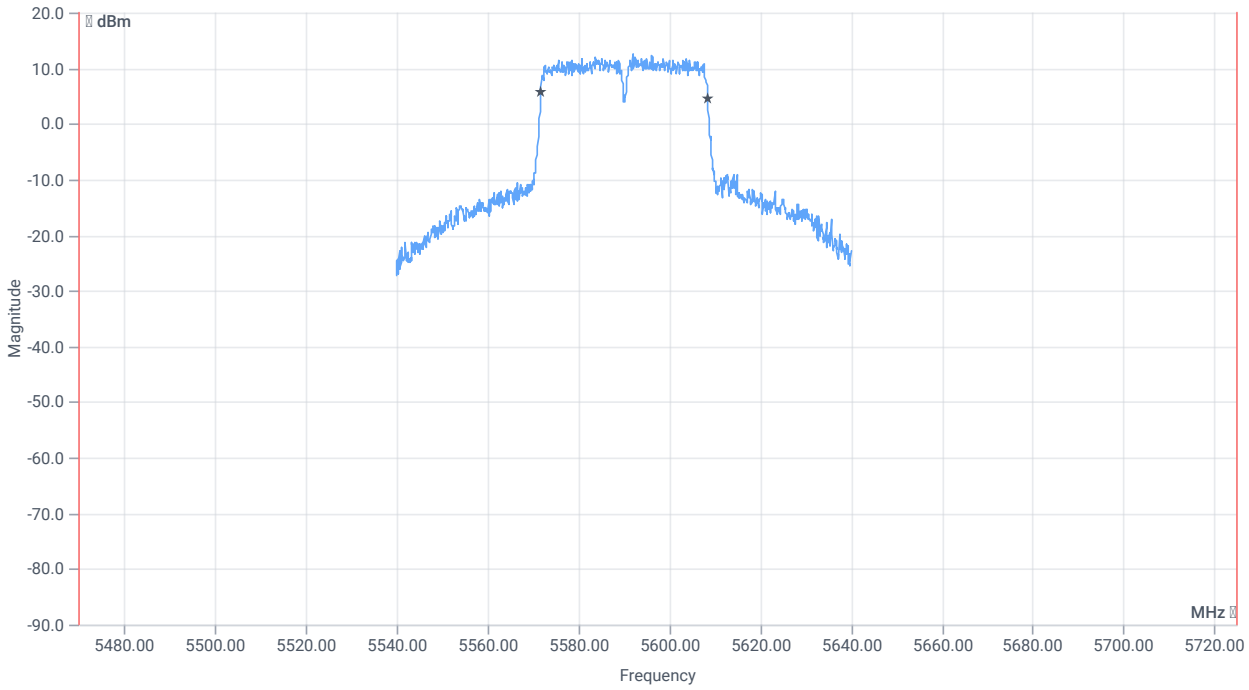

BW within Band 99PCT

RESULT

DESCRIPTION	LOWER LIMIT	UPPER LIMIT	MEASURED	UNIT	VERDICT
Bandwidth 99%	---	---	36.763	MHz	INFO
T1 99%	5470.000000	---	5571.7183	MHz	PASS since U-NII-3 is supported
T2 99%	---	5725.000000	5608.4815	MHz	

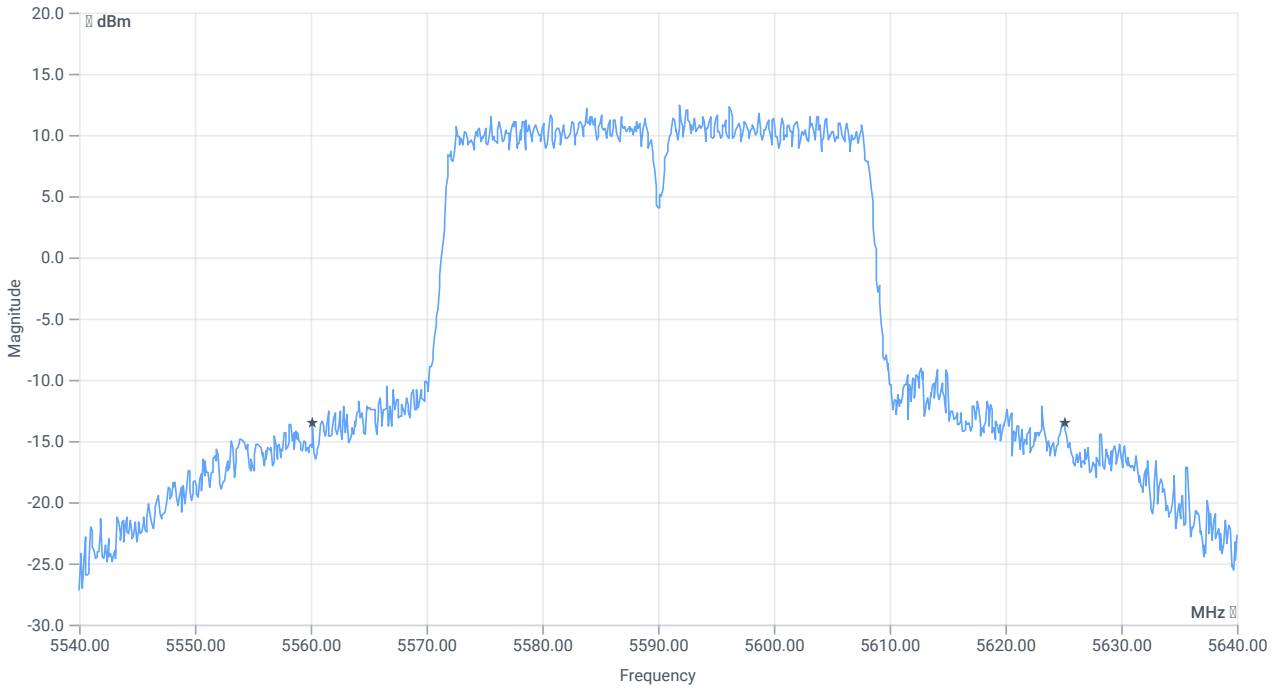

BW 26dB

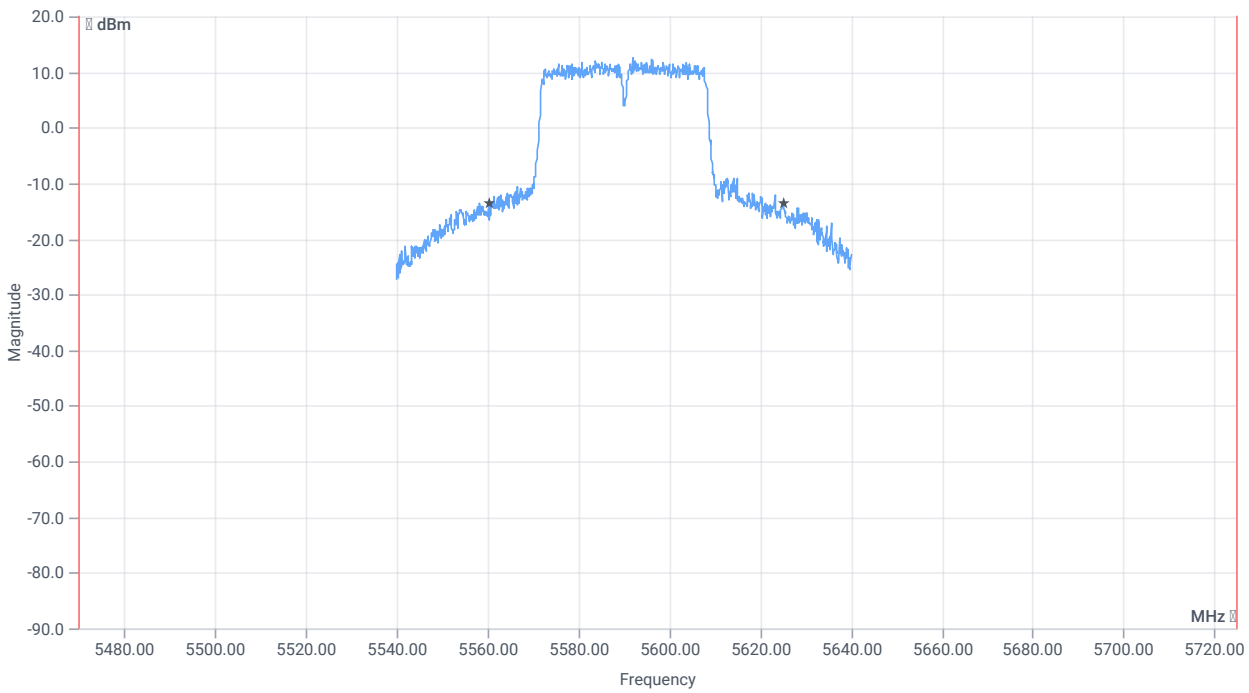

BW within Band 26dB

RESULT

DESCRIPTION	LOWER LIMIT	UPPER LIMIT	MEASURED	UNIT	VERDICT
Bandwidth 26dB	---	---	64.9	MHz	INFO

RESULT

DESCRIPTION	LOWER LIMIT	UPPER LIMIT	MEASURED	UNIT	VERDICT
T1 26dB	5470.000000	---	5560.2000	MHz	PASS since U-NII-3 is supported
T2 26dB	---	5725.000000	5625.1000	MHz	

Verdict
PASS

FCC 15.407 # MIMO ∑ Max output power and psd ~ WLAN5Gx n-HT40 mode U-NII-2C

References

TC start	19.01.2024 08:36:01
Ambit temp [°C] | humidity [rel%]	21.0 | 29
System version	4.7.1.5
Standard | Version	FCC 15.407 | NI
Method	
Description	MIMO ∑ FCC Power & psd - WLAN5Gx n-HT40 mode U-NII-2C
Information	

EUT Common Settings WLAN5Gx

Number of Antenna Ports	2
User Interaction	No
Device Class UNII_1	Client
Limit W52 Japan	Standard

Test Parameter

Technology to test	WLAN5Gx n-HT40 mode
Antenna port used	several
Temperature	nom
Voltage	nom
Frequency low to test	False | Freq [MHz] 5510
Frequency mid to test	True | Freq [MHz] 5590
Frequency high to test	False | Freq [MHz] 5670
Auto control enabled power supply | Climatic Box	No | No
Additional path loss [dB]	1.4
Full path name | type	None

Equipment

Test at TX 5590 MHz

RESULT Power

DESCRIPTION	LOWER LIMIT	UPPER LIMIT	MEASURED	UNIT	VERDICT
Ant:1 Max Output Power DC corrected	---	---	20.18	dBm	INFO
Ant:1 BW 26dB	---	---	77.040	MHz	INFO
Ant:2 Max Output Power DC corrected	---	---	20.54	dBm	INFO
Ant:2 BW 26dB	---	---	62.400	MHz	INFO
∑ Limit absolute	---	24	23.37	dBm	PASS
∑ Limit: 11 dBm + 10 log 62.4	---	28.95	23.37	dBm	PASS

RESULT PSD

DESCRIPTION	LOWER LIMIT	UPPER LIMIT	MEASURED	UNIT	VERDICT
Ant:1 PSD	---	---	5.26	dBm/1MHz	INFO
Ant:2 PSD	---	---	5.74	dBm/1MHz	INFO
∑	---	11	8.52	dBm/1MHz	PASS

Verdict
PASS

FCC 15.407 # Max output power and psd ~ WLAN5Gx n-HT40 mode U-NII-2C

References

TC start	19.01.2024 08:36:58
Ambit temp [°C] | humidity [rel%]	20.9 | 27
System version	4.7.1.5
Standard | Version	FCC 15.407 | NI
Method	KDB789033 D02, F., E.2.e.
Description	FCC 15.407 Max Output Power & PSD - WLAN5Gx n-HT40 mode U-NII-2C
Information	

EUT Common Settings WLAN5Gx

Number of Antenna Ports	2
User Interaction	No
Device Class UNII_1	Client
Limit W52 Japan	Standard

Test Parameter

Technology to test	WLAN5Gx n-HT40 mode
Antenna port used	1
Temperature	nom
Voltage	nom
Frequency low to test	False | Freq [MHz] 5510
Frequency mid to test	False | Freq [MHz] 5590
Frequency high to test	True | Freq [MHz] 5670
Auto control enabled power supply | Climatic Box	No | No
Additional path loss [dB]	1.4
Full path name | type	EUT - SignalingUnit - SpectrumAnalyzer

Equipment

Signal analyzer,Rohde&Schwarz,FSV-40,1307.9002K40/101042,3.70
Switch matrix,CTCadvanced,SPM-4 NI DAQ,28016133,NI

Test at TX 5670 MHz

RESULT: Reference Power cond.

DESCRIPTION	LOWER LIMIT	UPPER LIMIT	MEASURED	UNIT	VERDICT
Ref. Power 1MHz/1MHz cond.	---	---	12.91	dBm	INFO
Ref. Frequency	---	---	5677.590	MHz	INFO

Evaluation max. Duty Cycle

Duty Cycle evaluation

DESCRIPTION	LOWER LIMIT	UPPER LIMIT	MEASURED	UNIT	VERDICT
Result Summary					
Number of detected Bursts:167					
Duty Cycle (Burst Ratio) max	---	---	0.792	---	INFO
Duty Cycle max	---	---	1.013	dB	INFO
Duty Cycle (Burst Ratio) min	---	---	0.75	---	INFO
Duty Cycle min	---	---	1.249	dB	INFO
Max TX Burst Length	---	---	0.475	ms	INFO
Min Gap Length	---	---	0.125	ms	INFO
Max Gap Length	---	---	0.15	ms	INFO

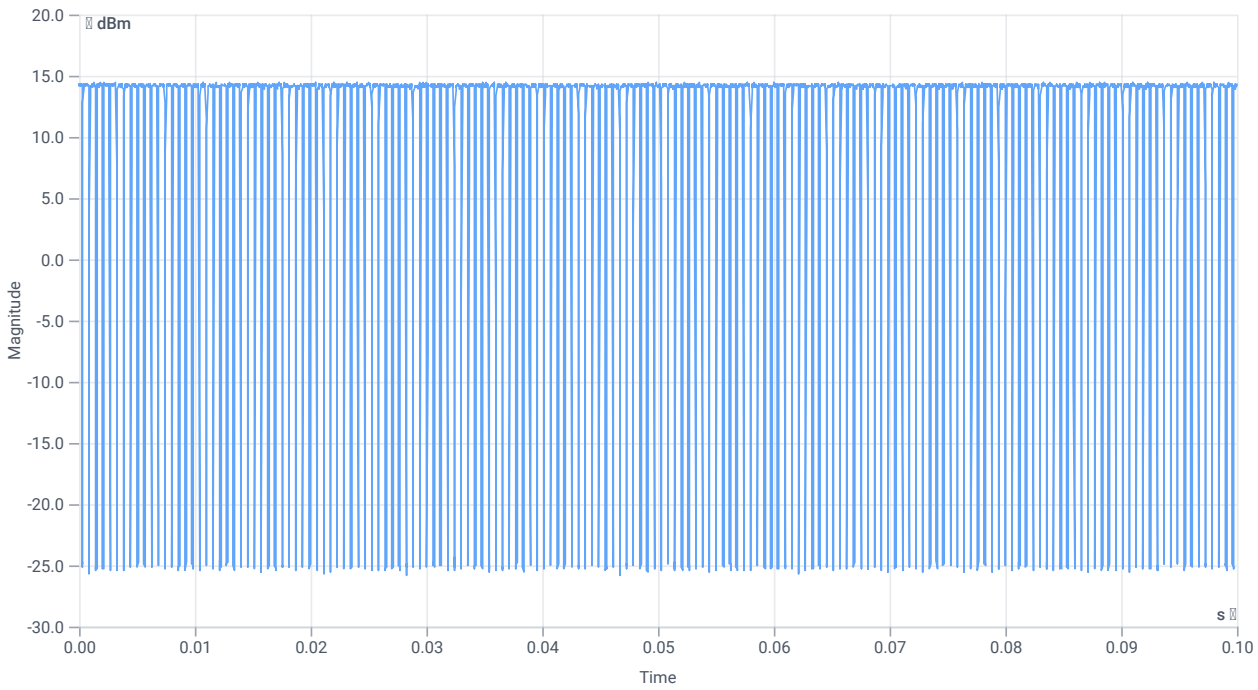

Duty cycle

Evaluation Bandwidth

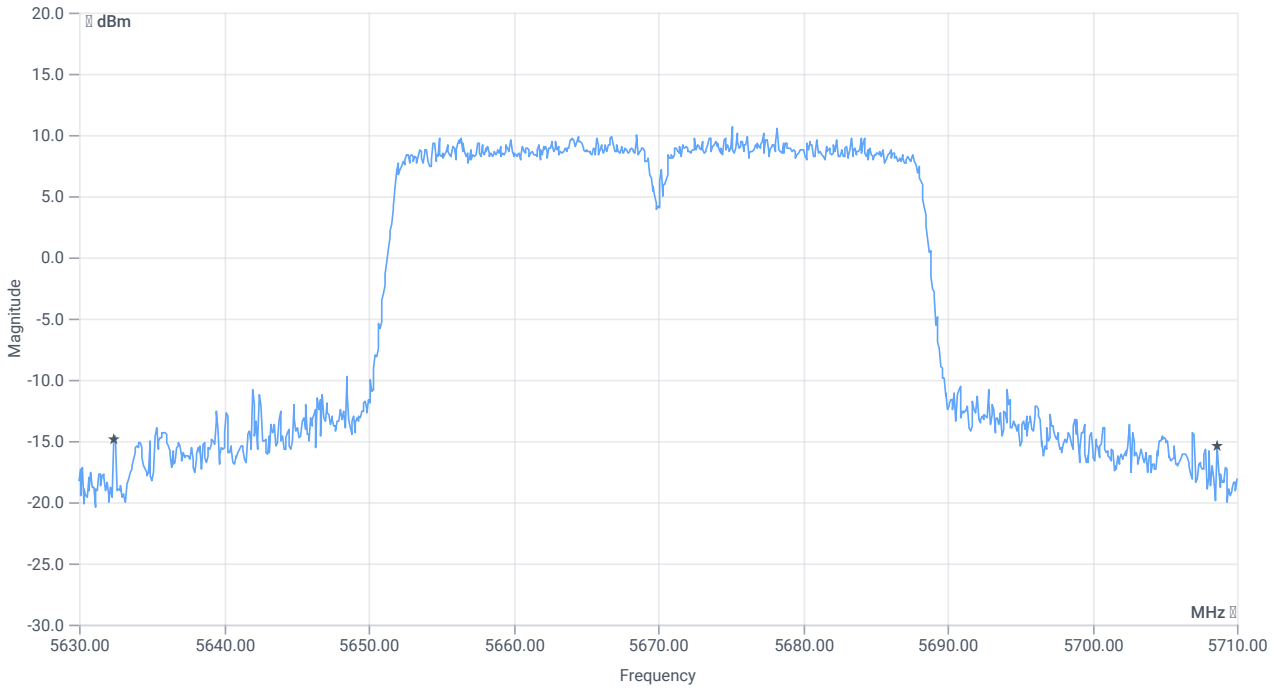

BW 26dB

RESULT

DESCRIPTION	LOWER LIMIT	UPPER LIMIT	MEASURED	UNIT	VERDICT
Bandwidth 26dB	---	---	76.24	MHz	INFO
T1 26dB	---	---	5632.4000	MHz	INFO
T2 26dB	---	---	5708.6400	MHz	INFO

Maximum Output Power

READ SA SETTINGS:

RefLevel [dBm] | RefLevelOffset [dB] | InpAtt [dB]	24.91 | 16.78 | 25
Start [MHz] | Stop [MHz]	5630.000 | 5710.000
RBW [MHz] | VBW [MHz]	1.000000 | 3.000000
Detector | TraceMode	RMS | MAXH
Sweep: time [ms] | count | points per Section | type	53700 | 1 | 161 | SWE

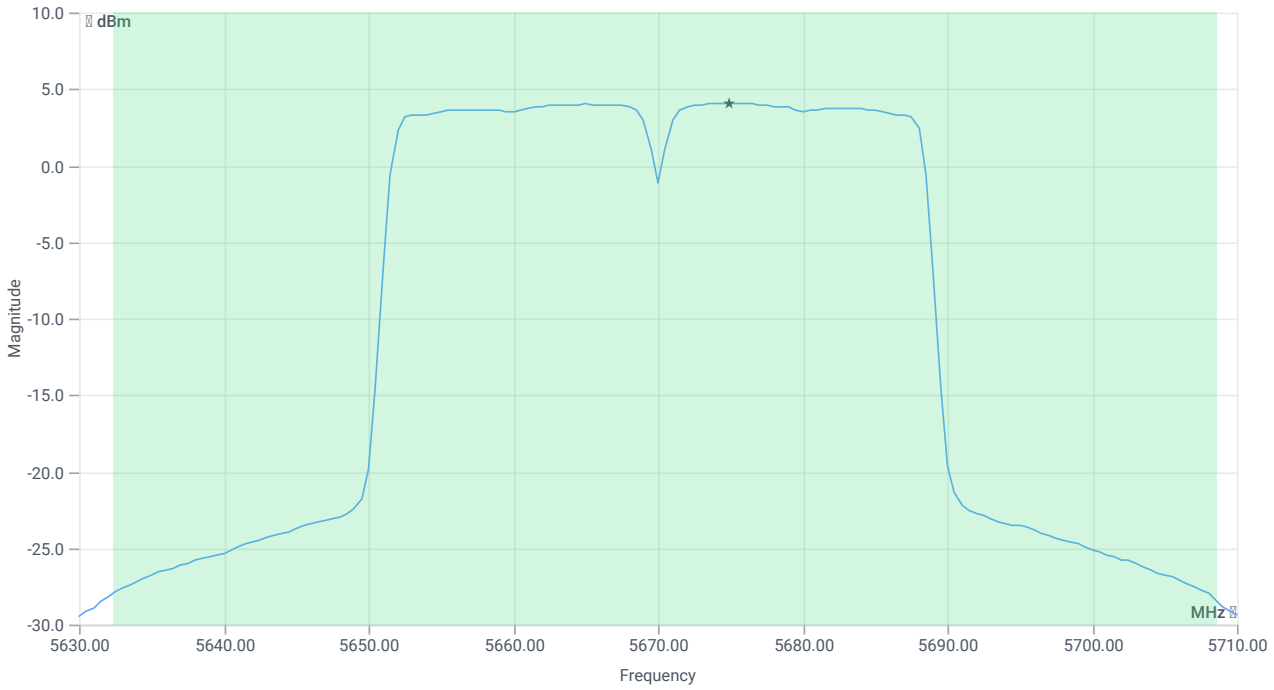

Max OP and PSD

RESULT

DESCRIPTION	LOWER LIMIT	UPPER LIMIT	MEASURED	UNIT	VERDICT
Max Output Power	---	---	18.97	dBm	INFO
Duty Cycle Correction	---	---	1.25	dB	INFO
Limit absolute					
Max Output Power DC corrected	---	24	20.22	dBm	PASS
Limit: 11 dBm + 10 log 76.24					
Max Output Power DC corrected	---	29.82	20.22	dBm	PASS

Power Spectral Density

RESULT

DESCRIPTION	LOWER LIMIT	UPPER LIMIT	MEASURED	UNIT	VERDICT
Power Spectral Density	---	---	4.07	dBm/1MHz	INFO
Duty Cycle Correction	---	---	1.25	dB	INFO
Power Spectral Density DC corrected	---	11	5.32	dBm/1MHz	PASS

Verdict
PASS

FCC 15.407, ISED RSS247 # Bandwidths 99PCT and 20dB ~ WLAN5Gx n-HT40 mode U-NII-2C

References

TC start	19.01.2024 08:38:26
Ambit temp [°C] | humidity [rel%]	20.9 | 25
System version	4.7.1.5
Standard | Version	FCC 15.407, ISED RSS247 | NI
Method	26dB Bandwidth KDB789033 D02, C.1 / ISED RSS-GEN
Description	FCC 15.407 Bandwidths - WLAN5Gx n-HT40 mode U-NII-2C
Information	

EUT Common Settings WLAN5Gx

Number of Antenna Ports	2
User Interaction	No
Device Class UNII_1	Client
Limit W52 Japan	Standard

Test Parameter

Technology to test	WLAN5Gx n-HT40 mode
Antenna port used	1
Temperature	nom
Voltage	nom
Frequency low to test	False | Freq [MHz] 5510
Frequency mid to test	False | Freq [MHz] 5590
Frequency high to test	True | Freq [MHz] 5670
Auto control enabled power supply | Climatic Box	No | No
Additional path loss [dB]	1.4
Full path name | type	EUT - SignalingUnit - SpectrumAnalyzer

Equipment

Signal analyzer,Rohde&Schwarz,FSV-40,1307.9002K40/101042,3.70
Switch matrix,CTCadvanced,SPM-4 NI DAQ,28016133,NI

Test at TX 5670 MHz

RESULT: Reference Power cond.

DESCRIPTION	LOWER LIMIT	UPPER LIMIT	MEASURED	UNIT	VERDICT
Ref. Power 1MHz/1MHz cond.	---	---	12.79	dBm	INFO
Ref. Frequency	---	---	5665.600	MHz	INFO

READ SA SETTINGS:

RefLevel [dBm] | RefLevelOffset [dB] | InpAtt [dB]	20.79 | 16.78 | 20
Start [MHz] | Stop [MHz]	5620.000 | 5720.000
RBW [MHz] | VBW [MHz]	0.500000 | 3.000000
Detector | TraceMode	POS | MAXH
Sweep: time [ms] | count | points per Section | type	1 | 2500 | 1001 | SWE

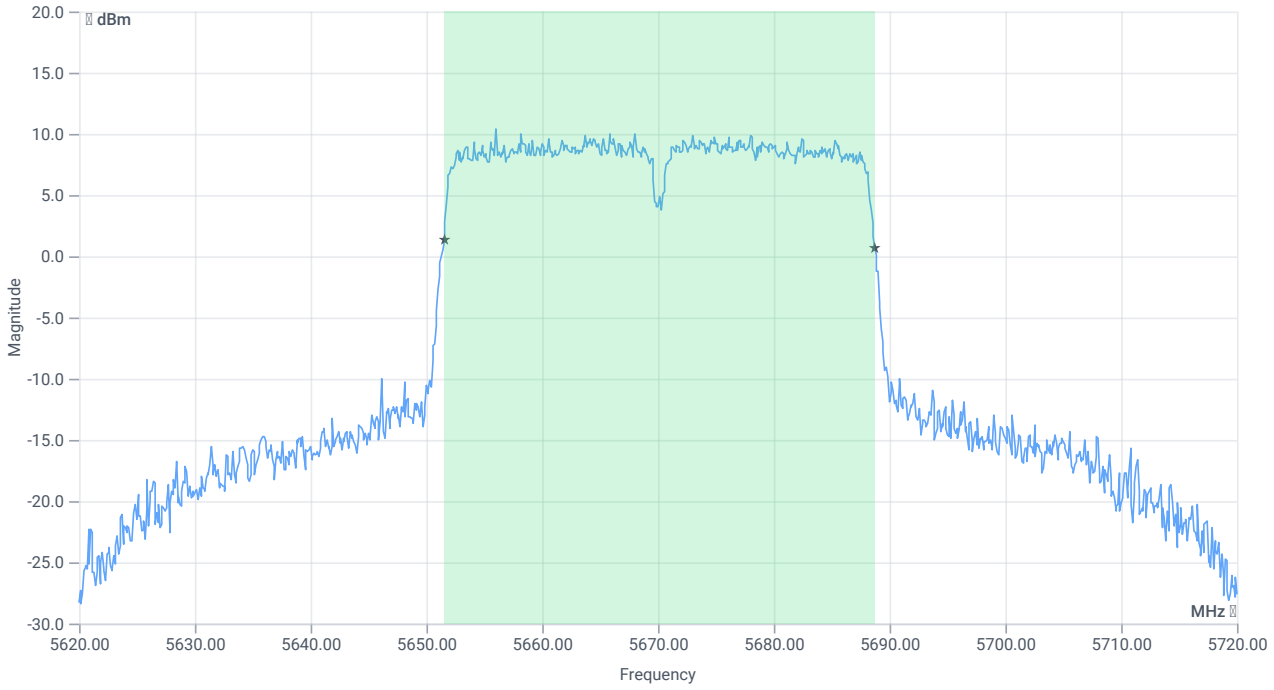

BW 99PCT

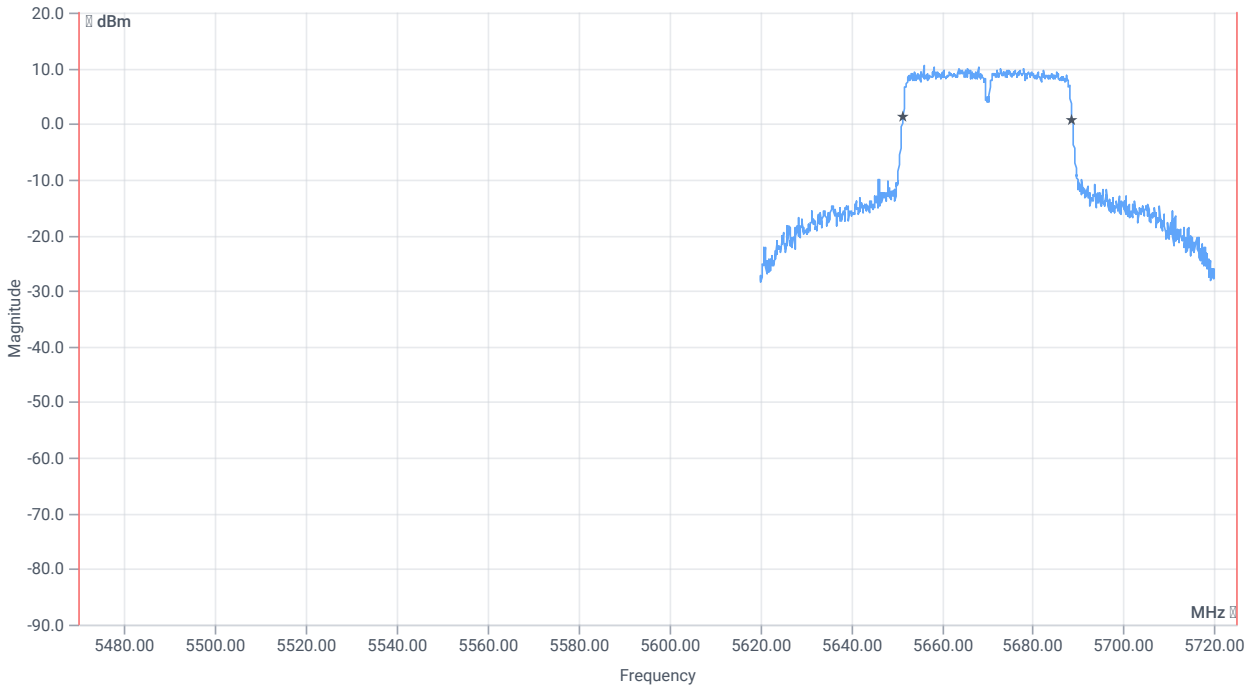

BW within Band 99PCT

RESULT

DESCRIPTION	LOWER LIMIT	UPPER LIMIT	MEASURED	UNIT	VERDICT
Bandwidth 99%	---	---	37.163	MHz	INFO
T1 99%	5470.000000	---	5651.5185	MHz	PASS since U-NII-3 is supported
T2 99%	---	5725.000000	5688.6813	MHz	

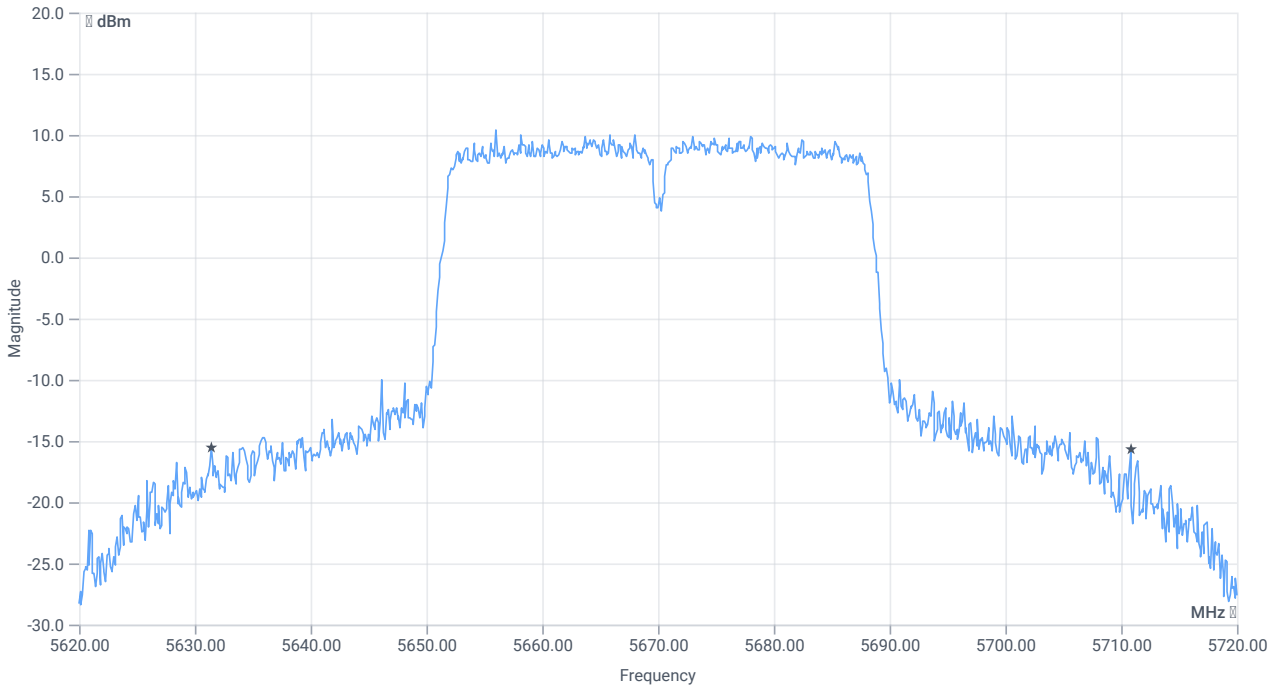

BW 26dB

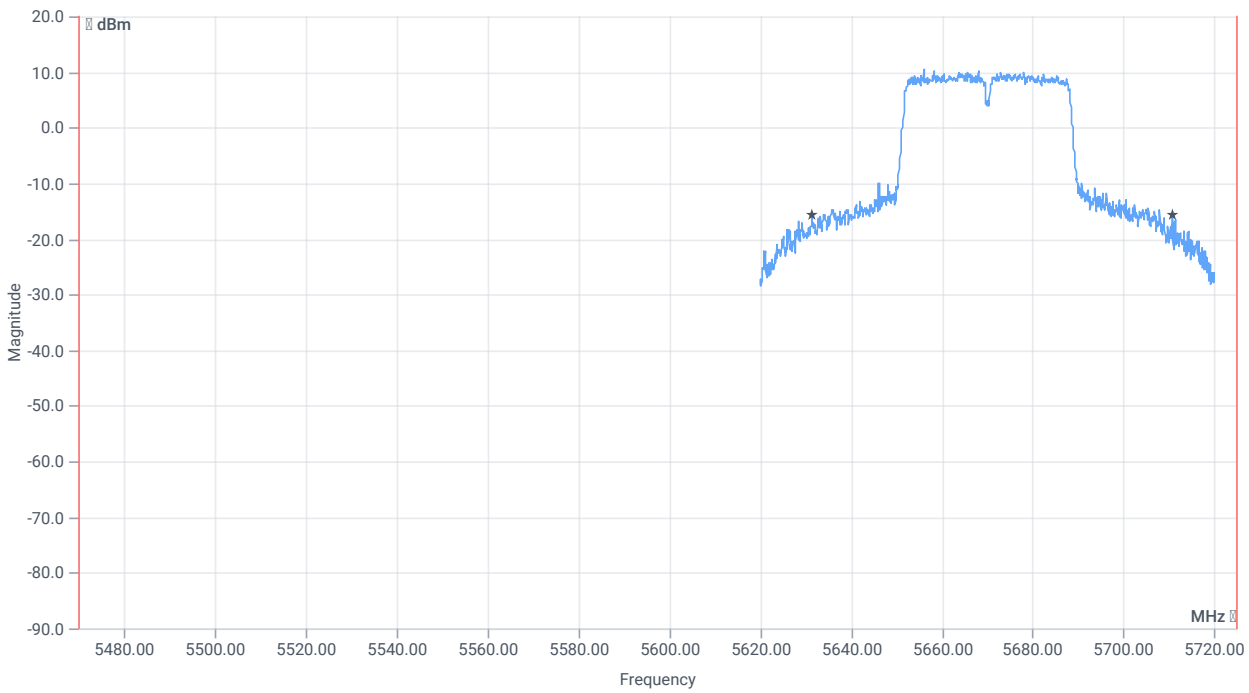

BW within Band 26dB

RESULT

DESCRIPTION	LOWER LIMIT	UPPER LIMIT	MEASURED	UNIT	VERDICT
Bandwidth 26dB	---	---	79.4	MHz	INFO

RESULT

DESCRIPTION	LOWER LIMIT	UPPER LIMIT	MEASURED	UNIT	VERDICT
T1 26dB	5470.000000	---	5631.4000	MHz	PASS since U-NII-3 is supported
T2 26dB	---	5725.000000	5710.8000	MHz	

Verdict
PASS

FCC 15.407 # Max output power and psd ~ WLAN5Gx n-HT40 mode U-NII-2C

References

TC start	19.01.2024 08:38:56
Ambit temp [°C] | humidity [rel%]	20.9 | 25
System version	4.7.1.5
Standard | Version	FCC 15.407 | NI
Method	KDB789033 D02, F., E.2.e.
Description	FCC 15.407 Max Output Power & PSD - WLAN5Gx n-HT40 mode U-NII-2C
Information	

EUT Common Settings WLAN5Gx

Number of Antenna Ports	2
User Interaction	No
Device Class UNII_1	Client
Limit W52 Japan	Standard

Test Parameter

Technology to test	WLAN5Gx n-HT40 mode
Antenna port used	2
Temperature	nom
Voltage	nom
Frequency low to test	False | Freq [MHz] 5510
Frequency mid to test	False | Freq [MHz] 5590
Frequency high to test	True | Freq [MHz] 5670
Auto control enabled power supply | Climatic Box	No | No
Additional path loss [dB]	1.4
Full path name | type	EUT - SignalingUnit - SpectrumAnalyzer

Equipment

Signal analyzer,Rohde&Schwarz,FSV-40,1307.9002K40/101042,3.70
Switch matrix,CTCadvanced,SPM-4 NI DAQ,28016133,NI

Test at TX 5670 MHz

RESULT: Reference Power cond.

DESCRIPTION	LOWER LIMIT	UPPER LIMIT	MEASURED	UNIT	VERDICT
Ref. Power 1MHz/1MHz cond.	---	---	13.30	dBm	INFO
Ref. Frequency	---	---	5673.400	MHz	INFO

Evaluation max. Duty Cycle

Duty Cycle evaluation

DESCRIPTION	LOWER LIMIT	UPPER LIMIT	MEASURED	UNIT	VERDICT
Result Summary					
Number of detected Bursts:167					
Duty Cycle (Burst Ratio) max	---	---	0.792	---	INFO
Duty Cycle max	---	---	1.013	dB	INFO
Duty Cycle (Burst Ratio) min	---	---	0.75	---	INFO
Duty Cycle min	---	---	1.249	dB	INFO
Max TX Burst Length	---	---	0.475	ms	INFO
Min Gap Length	---	---	0.125	ms	INFO
Max Gap Length	---	---	0.15	ms	INFO

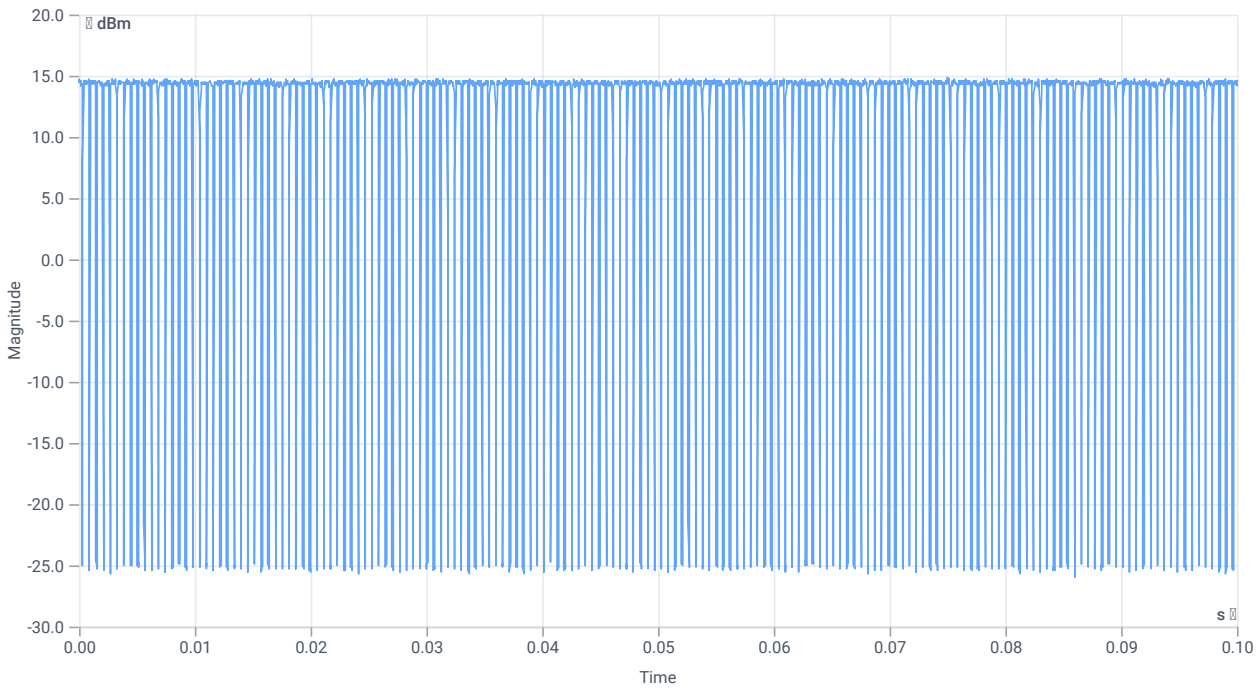

Duty cycle

Evaluation Bandwidth

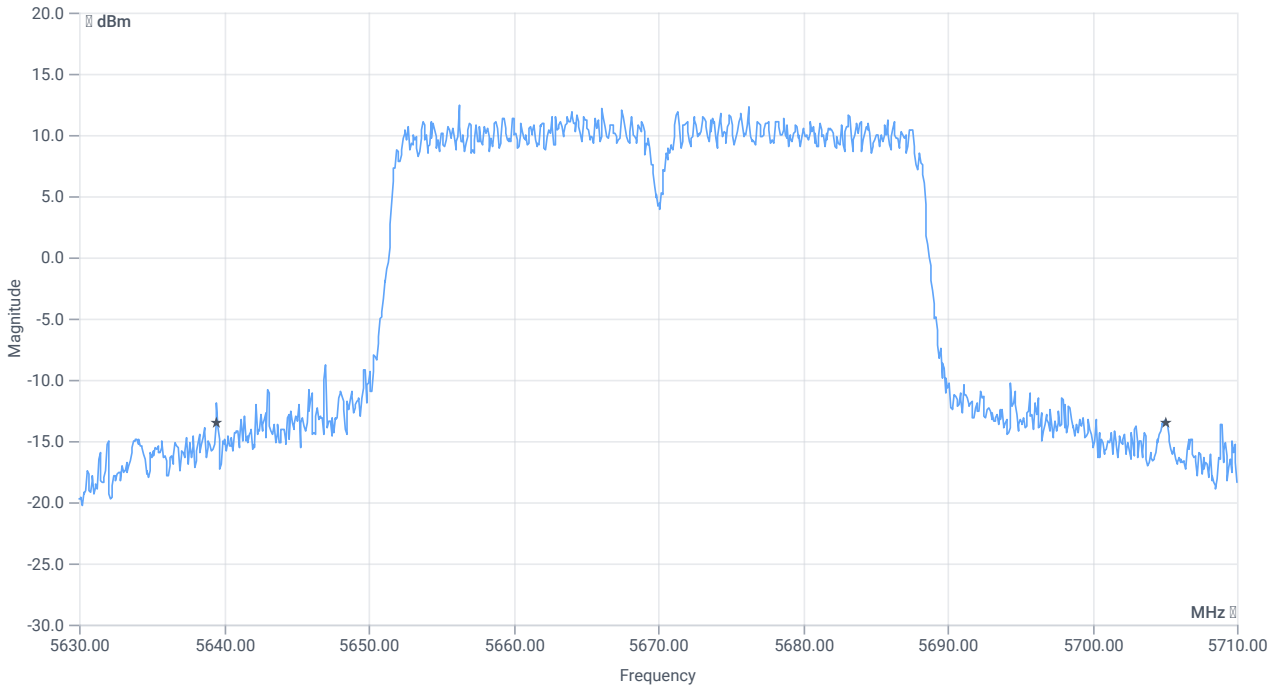

BW 26dB

RESULT

DESCRIPTION	LOWER LIMIT	UPPER LIMIT	MEASURED	UNIT	VERDICT
Bandwidth 26dB	---	---	65.68	MHz	INFO
T1 26dB	---	---	5639.4400	MHz	INFO
T2 26dB	---	---	5705.1200	MHz	INFO

Maximum Output Power

READ SA SETTINGS:

RefLevel [dBm] | RefLevelOffset [dB] | InpAtt [dB]	25.30 | 16.78 | 25
Start [MHz] | Stop [MHz]	5630.000 | 5710.000
RBW [MHz] | VBW [MHz]	1.000000 | 3.000000
Detector | TraceMode	RMS | MAXH
Sweep: time [ms] | count | points per Section | type	53700 | 1 | 161 | SWE

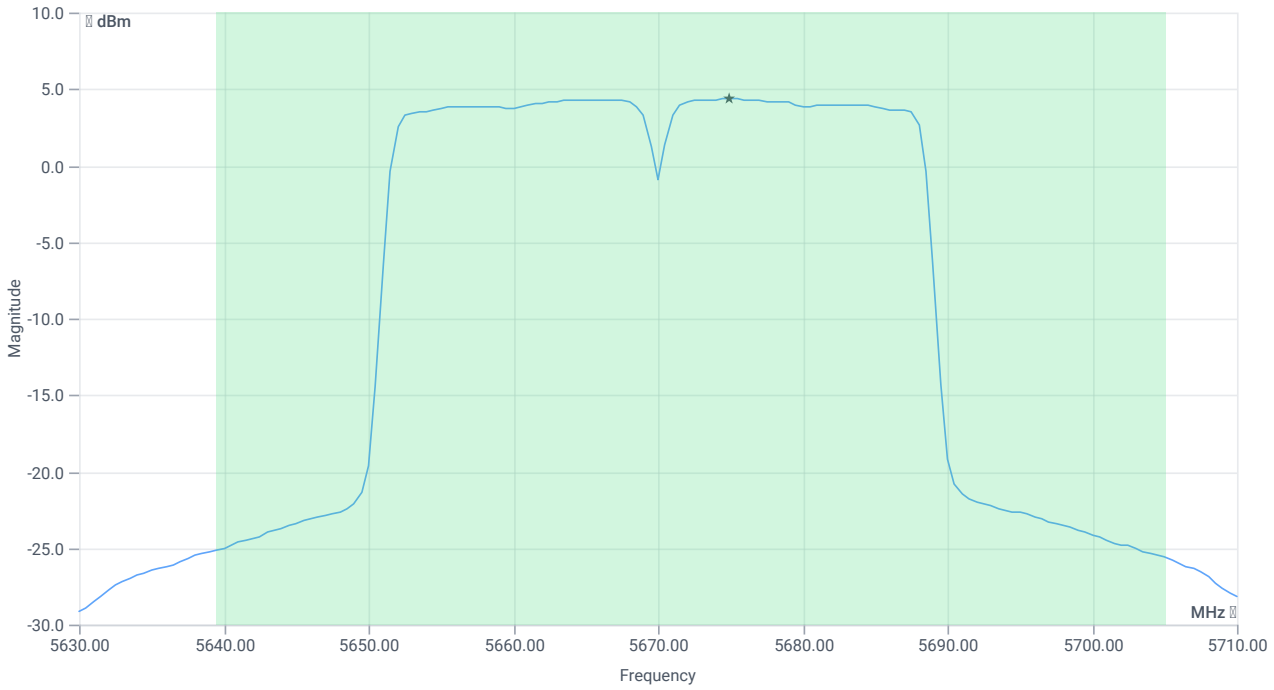

Max OP and PSD

RESULT

DESCRIPTION	LOWER LIMIT	UPPER LIMIT	MEASURED	UNIT	VERDICT
Max Output Power	---	---	19.23	dBm	INFO
Duty Cycle Correction	---	---	1.25	dB	INFO
Limit absolute					
Max Output Power DC corrected	---	24	20.48	dBm	PASS
Limit: 11 dBm + 10 log 65.68					
Max Output Power DC corrected	---	29.17	20.48	dBm	PASS

Power Spectral Density

RESULT

DESCRIPTION	LOWER LIMIT	UPPER LIMIT	MEASURED	UNIT	VERDICT
Power Spectral Density	---	---	4.39	dBm/1MHz	INFO
Duty Cycle Correction	---	---	1.25	dB	INFO
Power Spectral Density DC corrected	---	11	5.64	dBm/1MHz	PASS

Verdict
PASS

FCC 15.407, ISED RSS247 # Bandwidths 99PCT and 20dB ~ WLAN5Gx n-HT40 mode U-NII-2C

References

TC start	19.01.2024 08:40:24
Ambit temp [°C] | humidity [rel%]	20.9 | 25
System version	4.7.1.5
Standard | Version	FCC 15.407, ISED RSS247 | NI
Method	26dB Bandwidth KDB789033 D02, C.1 / ISED RSS-GEN
Description	FCC 15.407 Bandwidths - WLAN5Gx n-HT40 mode U-NII-2C
Information	

EUT Common Settings WLAN5Gx

Number of Antenna Ports	2
User Interaction	No
Device Class UNII_1	Client
Limit W52 Japan	Standard

Test Parameter

Technology to test	WLAN5Gx n-HT40 mode
Antenna port used	2
Temperature	nom
Voltage	nom
Frequency low to test	False | Freq [MHz] 5510
Frequency mid to test	False | Freq [MHz] 5590
Frequency high to test	True | Freq [MHz] 5670
Auto control enabled power supply | Climatic Box	No | No
Additional path loss [dB]	1.4
Full path name | type	EUT - SignalingUnit - SpectrumAnalyzer

Equipment

Signal analyzer,Rohde&Schwarz,FSV-40,1307.9002K40/101042,3.70
Switch matrix,CTCadvanced,SPM-4 NI DAQ,28016133,NI

Test at TX 5670 MHz

RESULT: Reference Power cond.

DESCRIPTION	LOWER LIMIT	UPPER LIMIT	MEASURED	UNIT	VERDICT
Ref. Power 1MHz/1MHz cond.	---	---	14.01	dBm	INFO
Ref. Frequency	---	---	5671.600	MHz	INFO

READ SA SETTINGS:

RefLevel [dBm] | RefLevelOffset [dB] | InpAtt [dB]	22.01 | 16.78 | 25
Start [MHz] | Stop [MHz]	5620.000 | 5720.000
RBW [MHz] | VBW [MHz]	0.500000 | 3.000000
Detector | TraceMode	POS | MAXH
Sweep: time [ms] | count | points per Section | type	1 | 2500 | 1001 | SWE

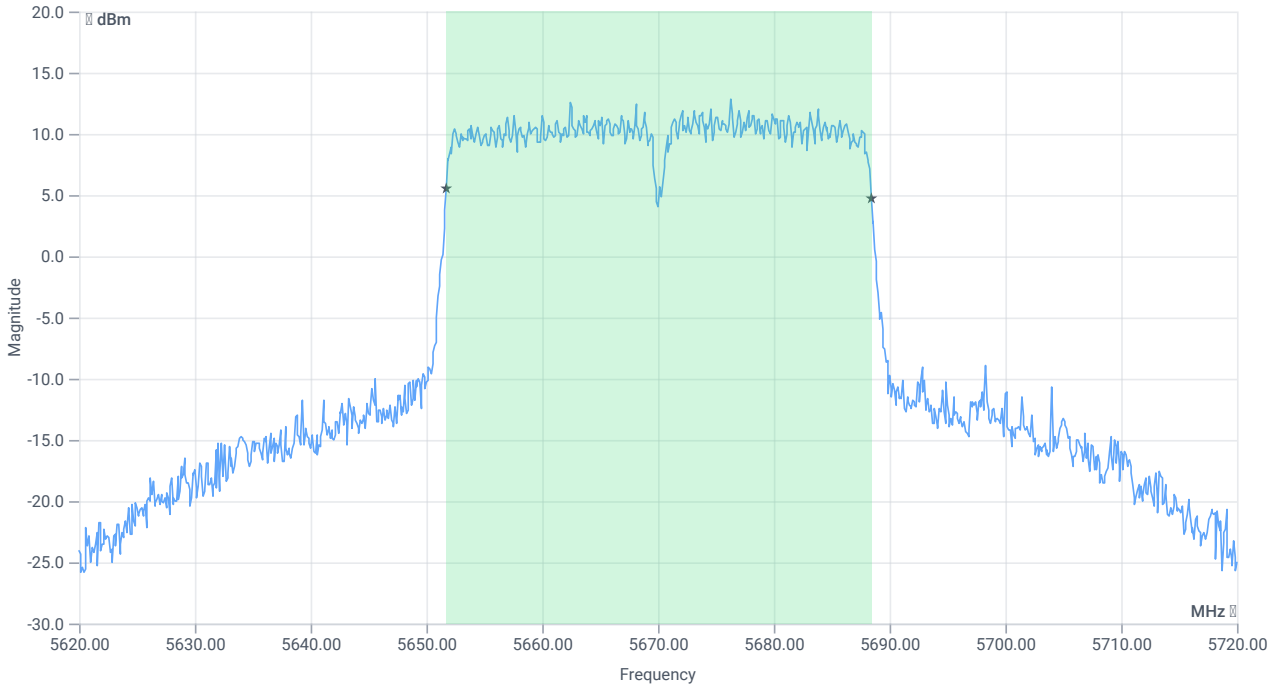

BW 99PCT

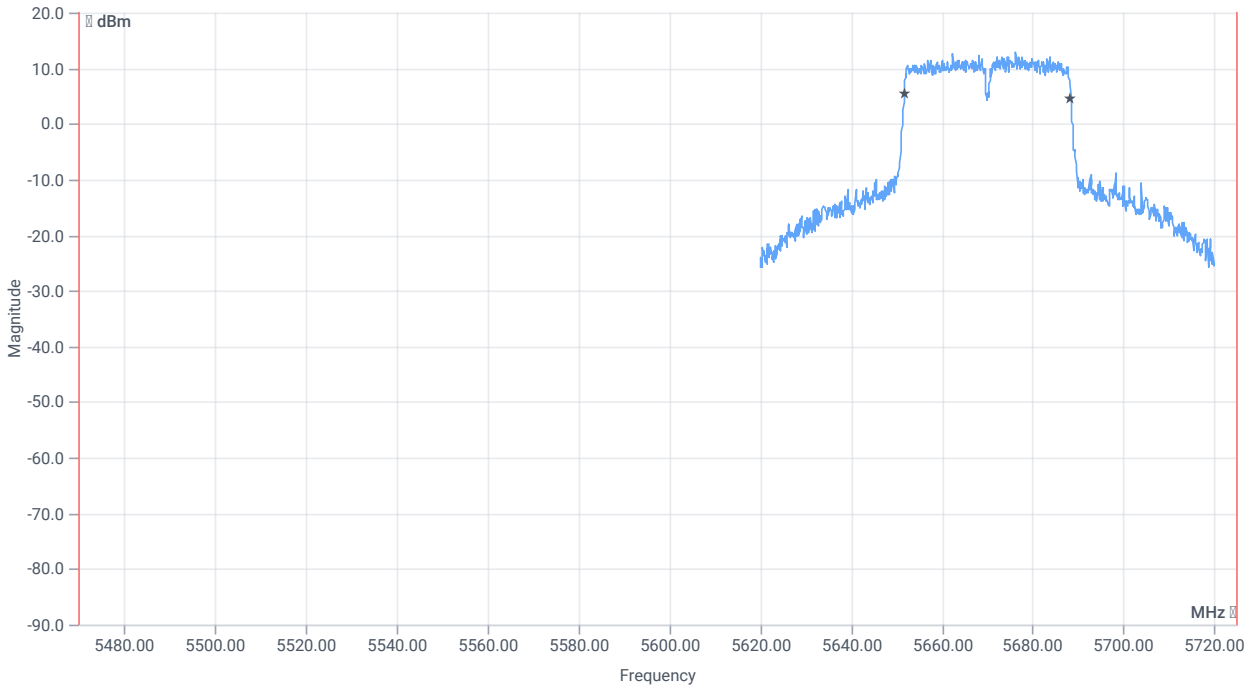

BW within Band 99PCT

RESULT

DESCRIPTION	LOWER LIMIT	UPPER LIMIT	MEASURED	UNIT	VERDICT
Bandwidth 99%	---	---	36.663	MHz	INFO
T1 99%	5470.000000	---	5651.7183	MHz	PASS since U-NII-3 is supported
T2 99%	---	5725.000000	5688.3816	MHz	

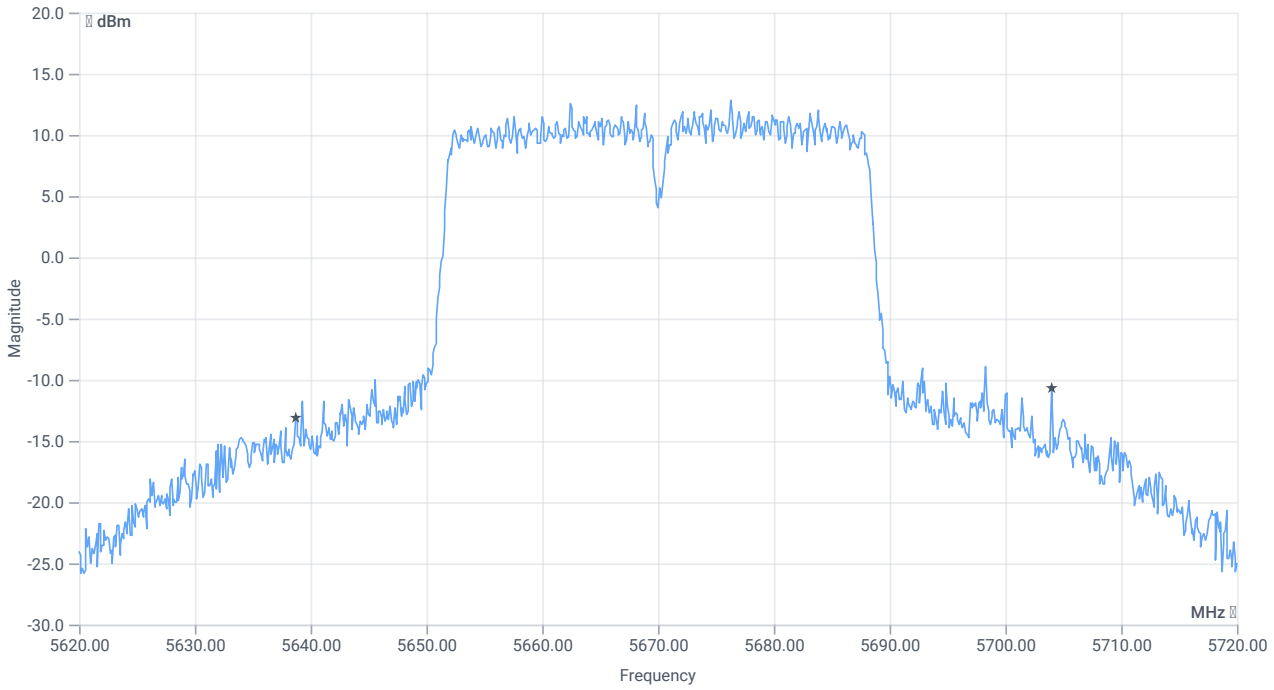

BW 26dB

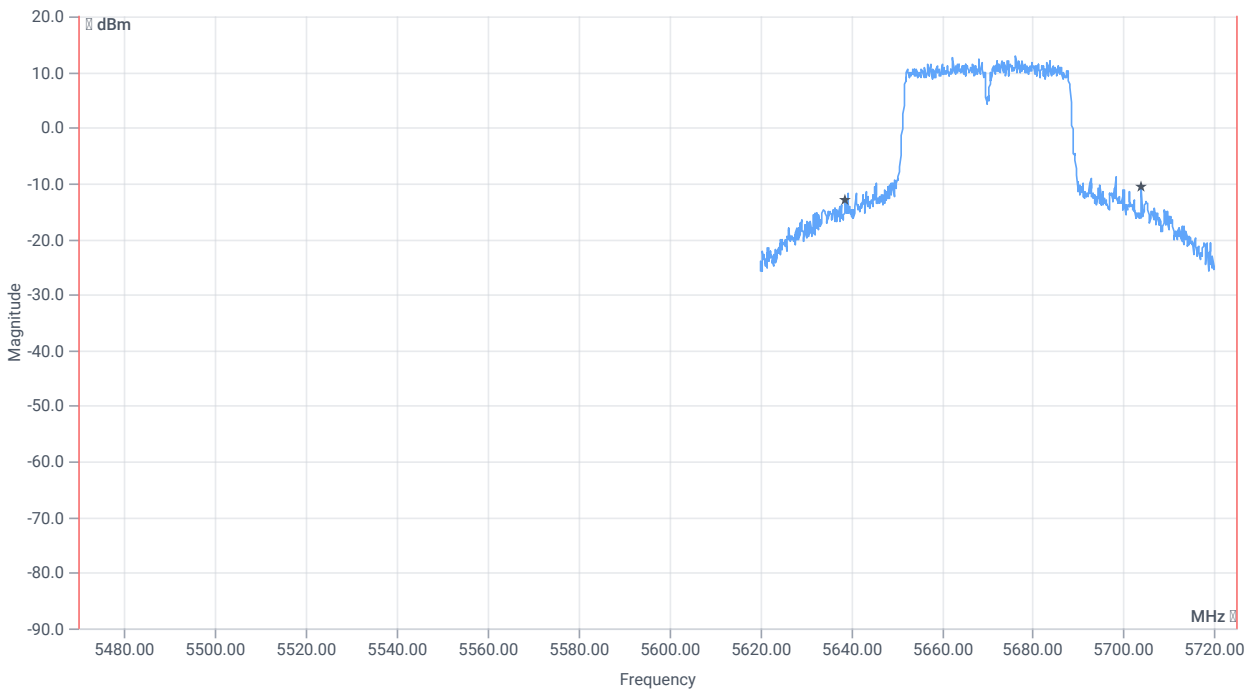

BW within Band 26dB

RESULT

DESCRIPTION	LOWER LIMIT	UPPER LIMIT	MEASURED	UNIT	VERDICT
Bandwidth 26dB	---	---	65.3	MHz	INFO

RESULT

DESCRIPTION	LOWER LIMIT	UPPER LIMIT	MEASURED	UNIT	VERDICT
T1 26dB	5470.000000	---	5638.7000	MHz	PASS since U-NII-3 is supported
T2 26dB	---	5725.000000	5704.0000	MHz	

Verdict
PASS

FCC 15.407 # MIMO ∑ Max output power and psd ~ WLAN5Gx n-HT40 mode U-NII-2C

References

TC start	19.01.2024 08:40:54
Ambit temp [°C] | humidity [rel%]	20.9 | 25
System version	4.7.1.5
Standard | Version	FCC 15.407 | NI
Method	
Description	MIMO ∑ FCC Power & psd - WLAN5Gx n-HT40 mode U-NII-2C
Information	

EUT Common Settings WLAN5Gx

Number of Antenna Ports	2
User Interaction	No
Device Class UNII_1	Client
Limit W52 Japan	Standard

Test Parameter

Technology to test	WLAN5Gx n-HT40 mode
Antenna port used	several
Temperature	nom
Voltage	nom
Frequency low to test	False | Freq [MHz] 5510
Frequency mid to test	False | Freq [MHz] 5590
Frequency high to test	True | Freq [MHz] 5670
Auto control enabled power supply | Climatic Box	No | No
Additional path loss [dB]	1.4
Full path name | type	None

Equipment

Test at TX 5670 MHz

RESULT Power

DESCRIPTION	LOWER LIMIT	UPPER LIMIT	MEASURED	UNIT	VERDICT
Ant:1 Max Output Power DC corrected	---	---	20.22	dBm	INFO
Ant:1 BW 26dB	---	---	76.240	MHz	INFO
Ant:2 Max Output Power DC corrected	---	---	20.48	dBm	INFO
Ant:2 BW 26dB	---	---	65.680	MHz	INFO
∑ Limit absolute	---	24	23.36	dBm	PASS
∑ Limit: 11 dBm + 10 log 65.68	---	29.17	23.36	dBm	PASS

RESULT PSD

DESCRIPTION	LOWER LIMIT	UPPER LIMIT	MEASURED	UNIT	VERDICT
Ant:1 PSD	---	---	5.32	dBm/1MHz	INFO
Ant:2 PSD	---	---	5.64	dBm/1MHz	INFO
∑	---	11	8.49	dBm/1MHz	PASS

Verdict
PASS

FCC 15.407 # Max output power and psd ~ WLAN5Gx n-HT40 mode U-NII-3

References

TC start	19.01.2024 08:44:11
Ambit temp [°C] | humidity [rel%]	21.1 | 24
System version	4.7.1.5
Standard | Version	FCC 15.407 | NI
Method	KDB789033 D02, F., E.2.e.
Description	FCC 15.407 Max Output Power & PSD - WLAN5Gx n-HT40 mode U-NII-3
Information	

EUT Common Settings WLAN5Gx

Number of Antenna Ports	2
User Interaction	No
Device Class UNII_1	Client
Limit W52 Japan	Standard

Test Parameter

Technology to test	WLAN5Gx n-HT40 mode
Antenna port used	1
Temperature	nom
Voltage	nom
Frequency low to test	True | Freq [MHz] 5755
Frequency mid to test	False | Freq [MHz] 0
Frequency high to test	False | Freq [MHz] 5795
Auto control enabled power supply | Climatic Box	No | No
Additional path loss [dB]	1.4
Full path name | type	EUT - SignalingUnit - SpectrumAnalyzer

Equipment

Signal analyzer,Rohde&Schwarz,FSV-40,1307.9002K40/101042,3.70
Switch matrix,CTCadvanced,SPM-4 NI DAQ,28016133,NI

Test at TX 5755 MHz

RESULT: Reference Power cond.

DESCRIPTION	LOWER LIMIT	UPPER LIMIT	MEASURED	UNIT	VERDICT
Ref. Power 1MHz/1MHz cond.	---	---	13.72	dBm	INFO
Ref. Frequency	---	---	5744.810	MHz	INFO

Evaluation max. Duty Cycle

Duty Cycle evaluation

DESCRIPTION	LOWER LIMIT	UPPER LIMIT	MEASURED	UNIT	VERDICT
Result Summary					
Number of detected Bursts:167					
Duty Cycle (Burst Ratio) max	---	---	0.792	---	INFO
Duty Cycle max	---	---	1.013	dB	INFO
Duty Cycle (Burst Ratio) min	---	---	0.75	---	INFO
Duty Cycle min	---	---	1.249	dB	INFO
Max TX Burst Length	---	---	0.475	ms	INFO
Min Gap Length	---	---	0.125	ms	INFO
Max Gap Length	---	---	0.15	ms	INFO

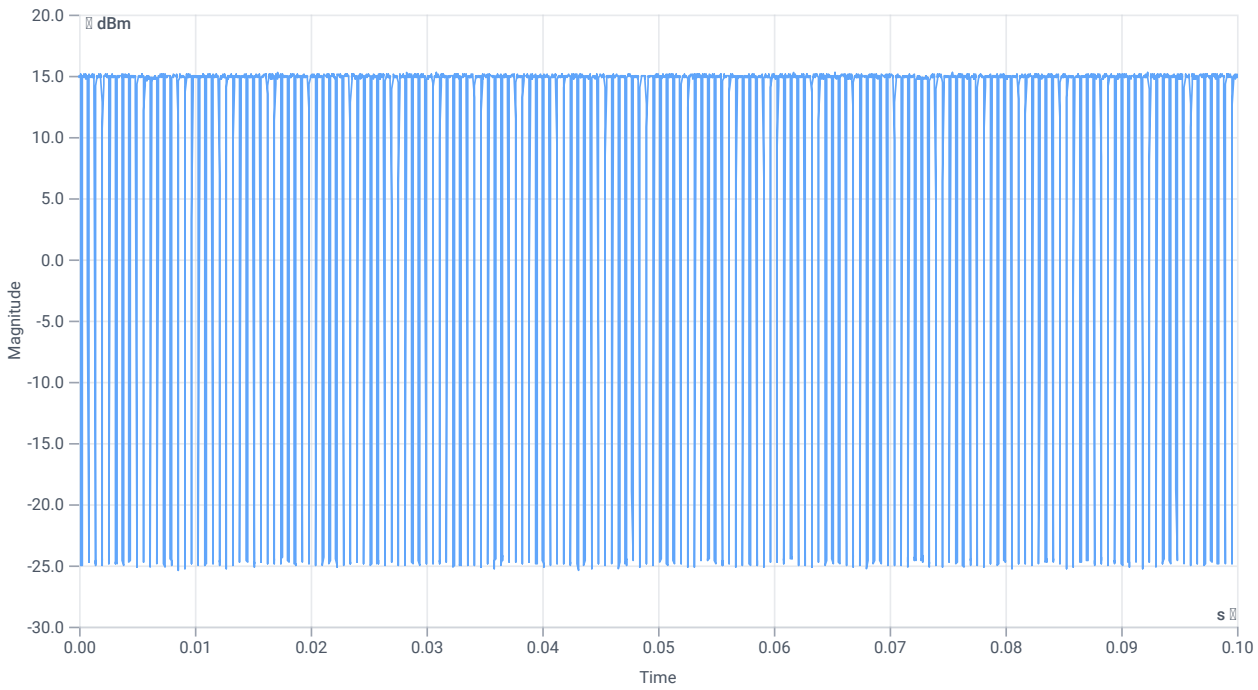

Duty cycle

Evaluation Bandwidth

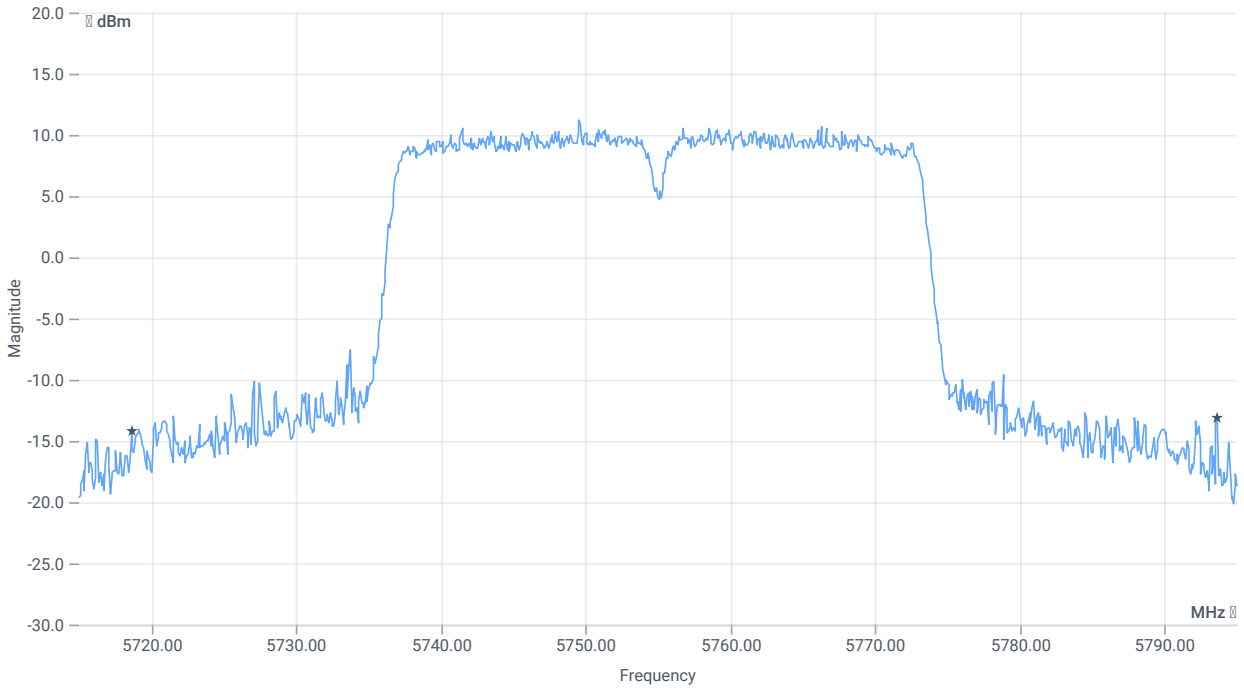

BW 26dB

RESULT

DESCRIPTION	LOWER LIMIT	UPPER LIMIT	MEASURED	UNIT	VERDICT
Bandwidth 26dB	---	---	75.04	MHz	INFO
T1 26dB	---	---	5718.6000	MHz	INFO
T2 26dB	---	---	5793.6400	MHz	INFO

Maximum Output Power

READ SA SETTINGS:

RefLevel [dBm] | RefLevelOffset [dB] | InpAtt [dB]	25.72 | 16.87 | 25
Start [MHz] | Stop [MHz]	5715.000 | 5795.000
RBW [MHz] | VBW [MHz]	1.000000 | 3.000000
Detector | TraceMode	RMS | MAXH
Sweep: time [ms] | count | points per Section | type	53700 | 1 | 161 | SWE

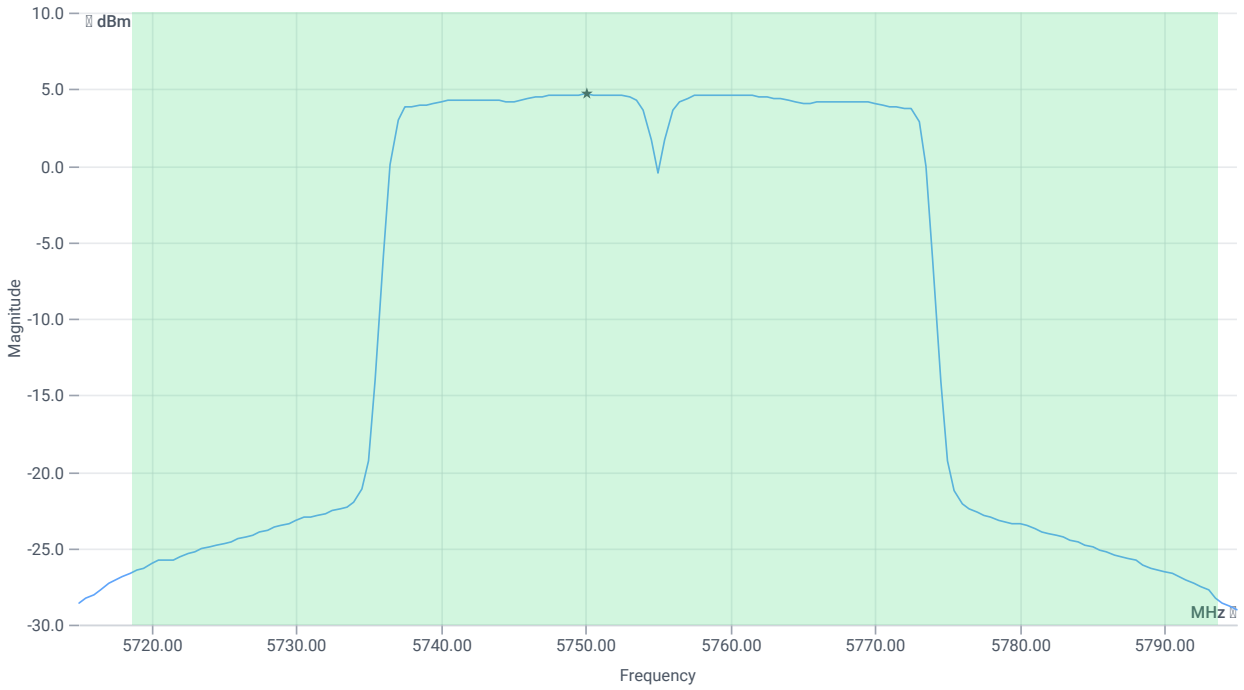

Max OP and PSD

RESULT

DESCRIPTION	LOWER LIMIT	UPPER LIMIT	MEASURED	UNIT	VERDICT
Max Output Power	---	---	19.56	dBm	INFO
Duty Cycle Correction	---	---	1.25	dB	INFO
Limit absolute					
Max Output Power DC corrected	---	30	20.81	dBm	PASS
Limit: 11 dBm + 10 log 75.04					
Max Output Power DC corrected	---	29.75	20.81	dBm	na

Power Spectral Density U-NII-3

READ SA SETTINGS:

RefLevel [dBm] | RefLevelOffset [dB] | InpAtt [dB]	25.72 | 16.87 | 25
Start [MHz] | Stop [MHz]	5715.000 | 5795.000
RBW [MHz] | VBW [MHz]	0.500000 | 3.000000
Detector | TraceMode	RMS | MAXH
Sweep: time [ms] | count | points per Section | type	53700 | 1 | 161 | SWE

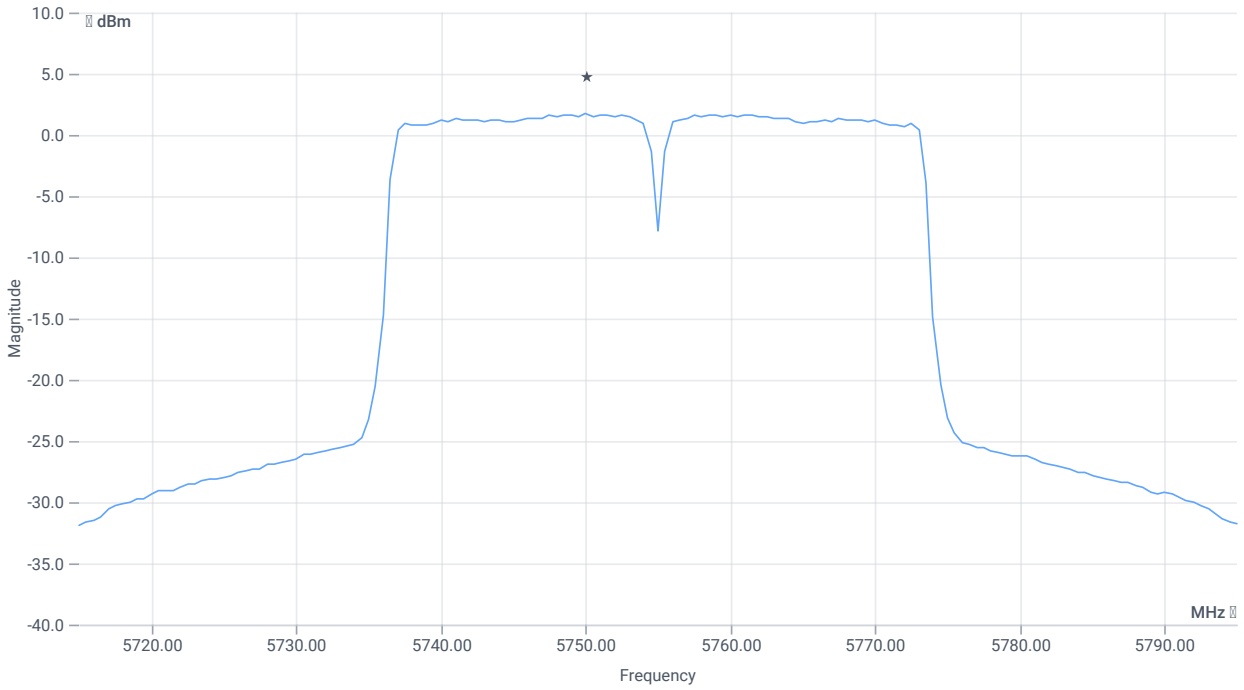

PSD UNII-3

RESULT

DESCRIPTION	LOWER LIMIT	UPPER LIMIT	MEASURED	UNIT	VERDICT
Power Spectral Density	---	---	1.7	dBm/0.5MHz	INFO
Duty Cycle Correction	---	---	1.25	dB	INFO
Power Spectral Density DC corrected	---	30	2.95	dBm/0.5MHz	PASS

Verdict
PASS

FCC 15.407, ISED RSS247 # Bandwidths 99PCT and 20dB ~ WLAN5Gx n-HT40 mode U-NII-3

References

TC start	19.01.2024 08:46:37
Ambit temp [°C] | humidity [rel%]	21.0 | 26
System version	4.7.1.5
Standard | Version	FCC 15.407, ISED RSS247 | NI
Method	26dB Bandwidth KDB789033 D02, C.1 / ISED RSS-GEN
Description	FCC 15.407 Bandwidths - WLAN5Gx n-HT40 mode U-NII-3
Information	

EUT Common Settings WLAN5Gx

Number of Antenna Ports	2
User Interaction	No
Device Class UNII_1	Client
Limit W52 Japan	Standard

Test Parameter

Technology to test	WLAN5Gx n-HT40 mode
Antenna port used	1
Temperature	nom
Voltage	nom
Frequency low to test	True | Freq [MHz] 5755
Frequency mid to test	False | Freq [MHz] 0
Frequency high to test	False | Freq [MHz] 5795
Auto control enabled power supply | Climatic Box	No | No
Additional path loss [dB]	1.4
Full path name | type	EUT - SignalingUnit - SpectrumAnalyzer

Equipment

Signal analyzer,Rohde&Schwarz,FSV-40,1307.9002K40/101042,3.70
Switch matrix,CTCadvanced,SPM-4 NI DAQ,28016133,NI

Test at TX 5755 MHz

RESULT: Reference Power cond.

DESCRIPTION	LOWER LIMIT	UPPER LIMIT	MEASURED	UNIT	VERDICT
Ref. Power 1MHz/1MHz cond.	---	---	14.07	dBm	INFO
Ref. Frequency	---	---	5769.390	MHz	INFO

READ SA SETTINGS:

RefLevel [dBm] | RefLevelOffset [dB] | InpAtt [dB]	22.07 | 16.87 | 25
Start [MHz] | Stop [MHz]	5705.000 | 5805.000
RBW [MHz] | VBW [MHz]	0.500000 | 3.000000
Detector | TraceMode	POS | MAXH
Sweep: time [ms] | count | points per Section | type	1 | 2500 | 1001 | SWE

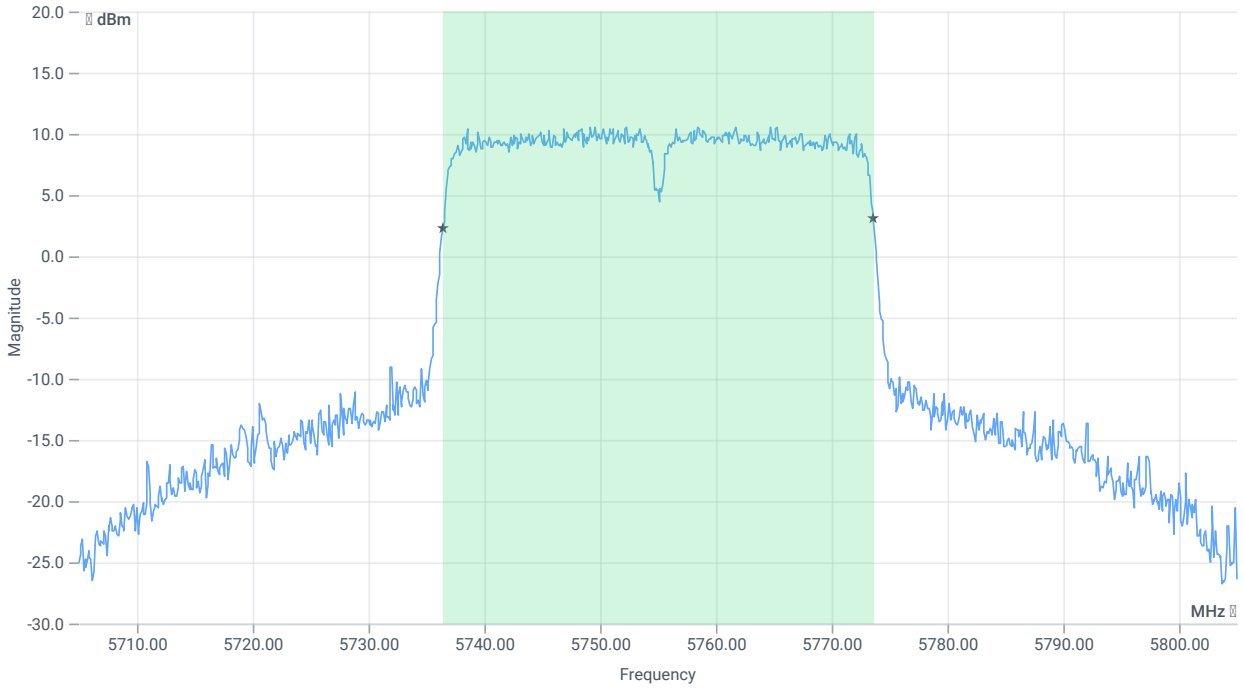

BW 99PCT

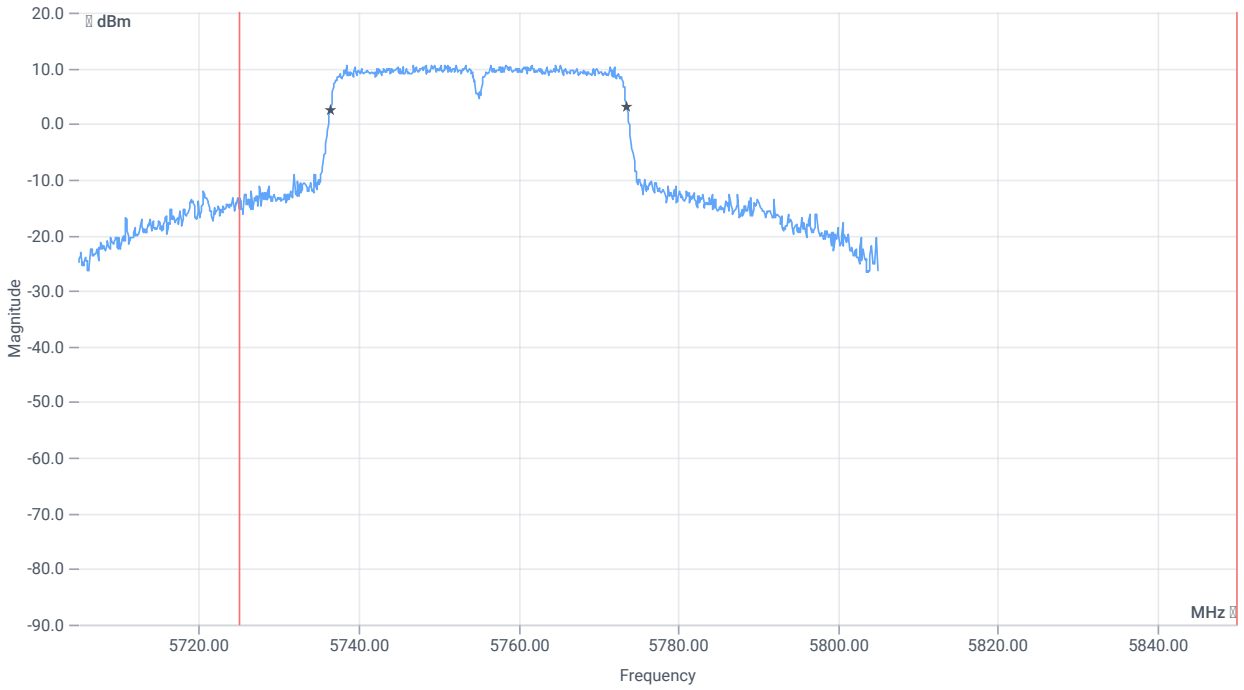

BW within Band 99PCT

RESULT

DESCRIPTION	LOWER LIMIT	UPPER LIMIT	MEASURED	UNIT	VERDICT
Bandwidth 99%	---	---	37.163	MHz	INFO
T1 99%	5725.000000	---	5736.4186	MHz	PASS
T2 99%	---	5850.000000	5773.5814	MHz	PASS

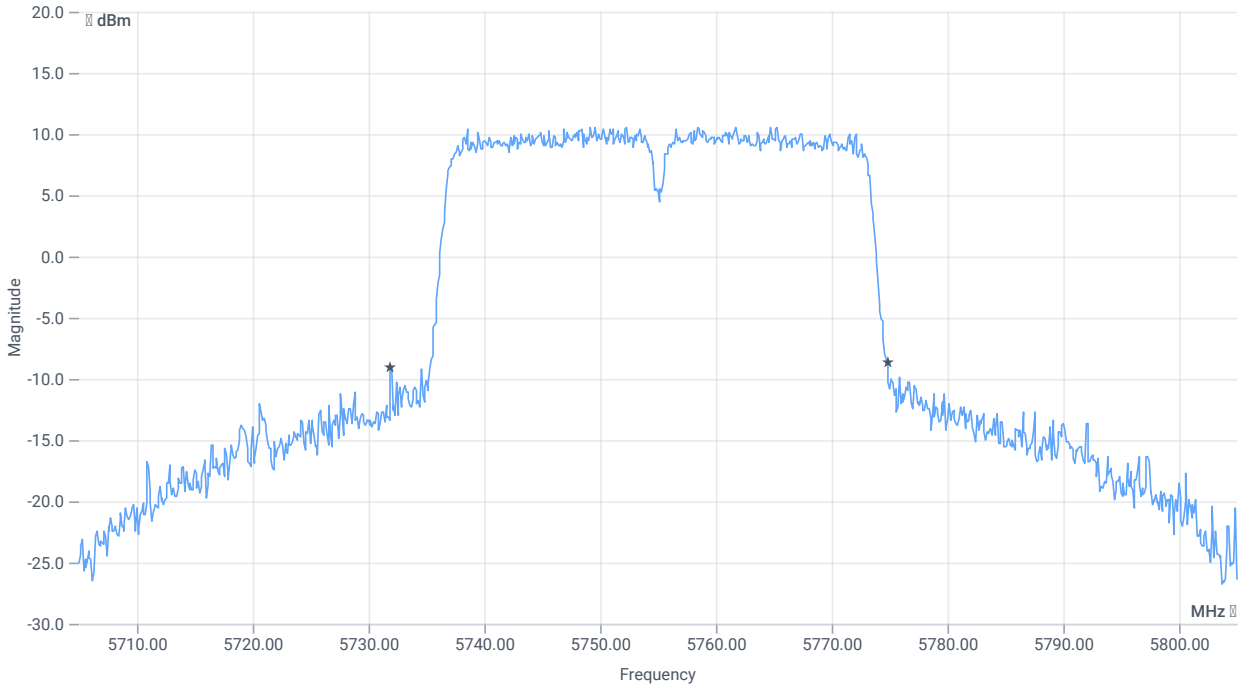

BW 20dB

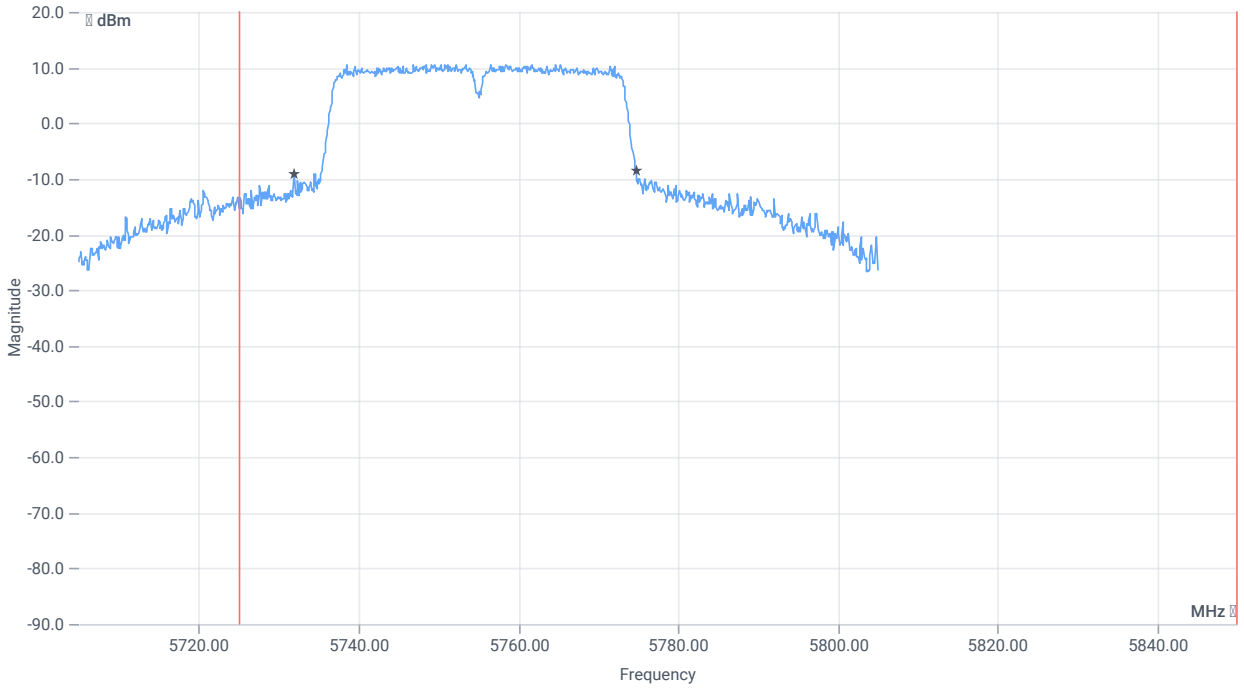

BW within Band 20dB

RESULT

DESCRIPTION	LOWER LIMIT	UPPER LIMIT	MEASURED	UNIT	VERDICT
Bandwidth 20dB	---	---	42.9	MHz	INFO
T1 20dB	5725.000000	---	5731.9000	MHz	PASS
T2 20dB	---	5850.000000	5774.8000	MHz	PASS

Verdict
PASS

FCC 15.407, ISED RSS247 # Minimum emission bandwidth ~ WLAN5Gx n-HT40 mode U-NII-3

References

TC start	19.01.2024 08:47:07
Ambit temp [°C] | humidity [rel%]	21.1 | 26
System version	4.7.1.5
Standard | Version	FCC 15.407, ISED RSS247 | NI
Method	KDB789033 D02, C.2.
Description	FCC 15.407 Min Emission Bandwidth - WLAN5Gx n-HT40 mode U-NII-3
Information	

EUT Common Settings WLAN5Gx

Number of Antenna Ports	2
User Interaction	No
Device Class UNII_1	Client
Limit W52 Japan	Standard

Test Parameter

Technology to test	WLAN5Gx n-HT40 mode
Antenna port used	1
Temperature	nom
Voltage	nom
Frequency low to test	True | Freq [MHz] 5755
Frequency mid to test	False | Freq [MHz] 0
Frequency high to test	False | Freq [MHz] 5795
Auto control enabled power supply | Climatic Box	No | No
Additional path loss [dB]	1.4
Full path name | type	EUT - SignalingUnit - SpectrumAnalyzer

Equipment

Signal analyzer,Rohde&Schwarz,FSV-40,1307.9002K40/101042,3.70
Switch matrix,CTCadvanced,SPM-4 NI DAQ,28016133,NI

Test at TX 5755 MHz

RESULT: Reference Power cond.

DESCRIPTION	LOWER LIMIT	UPPER LIMIT	MEASURED	UNIT	VERDICT
Ref. Power 1MHz/1MHz cond.	---	---	13.54	dBm	INFO
Ref. Frequency	---	---	5758.800	MHz	INFO

READ SA SETTINGS:

RefLevel [dBm] | RefLevelOffset [dB] | InpAtt [dB]	25.54 | 16.87 | 25
Start [MHz] | Stop [MHz]	5705.000 | 5805.000
RBW [MHz] | VBW [MHz]	0.100000 | 0.300000
Detector | TraceMode	POS | MAXH
Sweep: time [ms] | count | points per Section | type	2 | 1500 | 1001 | SWE

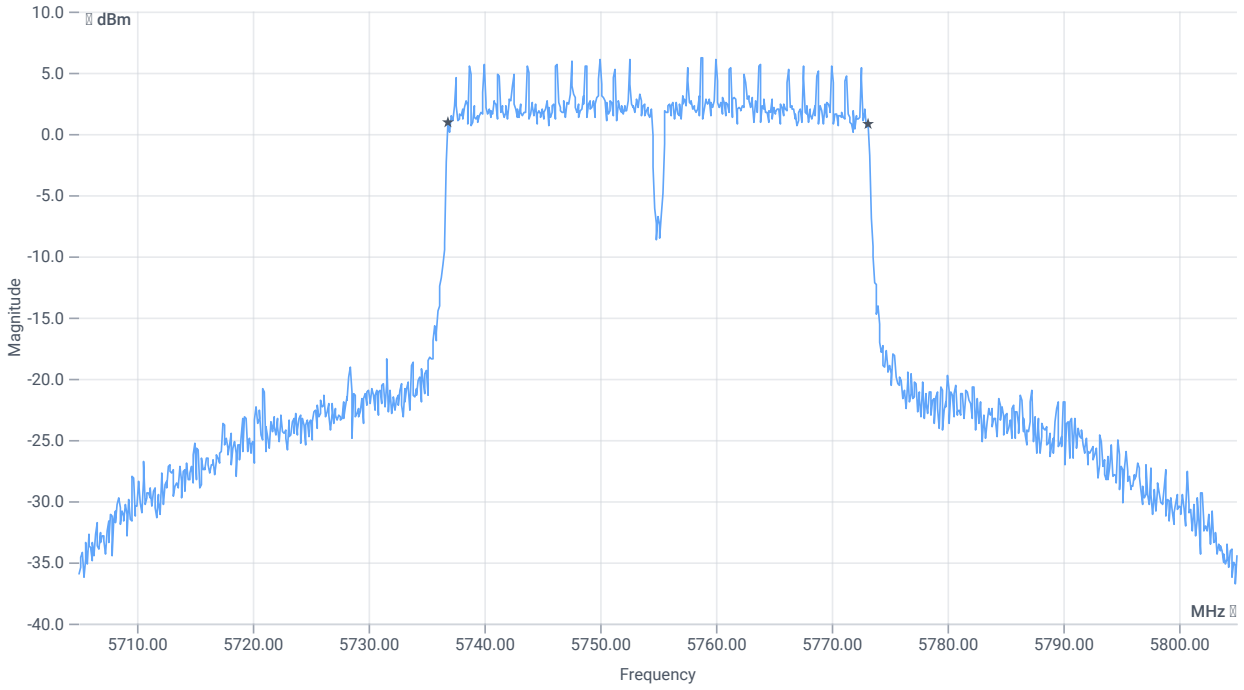

BW 6dB

RESULT

DESCRIPTION	LOWER LIMIT	UPPER LIMIT	MEASURED	UNIT	VERDICT
Bandwidth (6dB)	0.500	---	36.4	MHz	PASS

Verdict
PASS

FCC 15.407 # Max output power and psd ~ WLAN5Gx n-HT40 mode U-NII-3

References

TC start	19.01.2024 08:47:30
Ambit temp [°C] | humidity [rel%]	21.0 | 26
System version	4.7.1.5
Standard | Version	FCC 15.407 | NI
Method	KDB789033 D02, F., E.2.e.
Description	FCC 15.407 Max Output Power & PSD - WLAN5Gx n-HT40 mode U-NII-3
Information	

EUT Common Settings WLAN5Gx

Number of Antenna Ports	2
User Interaction	No
Device Class UNII_1	Client
Limit W52 Japan	Standard

Test Parameter

Technology to test	WLAN5Gx n-HT40 mode
Antenna port used	2
Temperature	nom
Voltage	nom
Frequency low to test	True | Freq [MHz] 5755
Frequency mid to test	False | Freq [MHz] 0
Frequency high to test	False | Freq [MHz] 5795
Auto control enabled power supply | Climatic Box	No | No
Additional path loss [dB]	1.4
Full path name | type	EUT - SignalingUnit - SpectrumAnalyzer

Equipment

Signal analyzer,Rohde&Schwarz,FSV-40,1307.9002K40/101042,3.70
Switch matrix,CTCadvanced,SPM-4 NI DAQ,28016133,NI

Test at TX 5755 MHz

RESULT: Reference Power cond.

DESCRIPTION	LOWER LIMIT	UPPER LIMIT	MEASURED	UNIT	VERDICT
Ref. Power 1MHz/1MHz cond.	---	---	13.50	dBm	INFO
Ref. Frequency	---	---	5753.200	MHz	INFO

Evaluation max. Duty Cycle

Duty Cycle evaluation

DESCRIPTION	LOWER LIMIT	UPPER LIMIT	MEASURED	UNIT	VERDICT
Result Summary					
Number of detected Bursts:167					
Duty Cycle (Burst Ratio) max	---	---	0.792	---	INFO
Duty Cycle max	---	---	1.013	dB	INFO
Duty Cycle (Burst Ratio) min	---	---	0.75	---	INFO
Duty Cycle min	---	---	1.249	dB	INFO
Max TX Burst Length	---	---	0.475	ms	INFO
Min Gap Length	---	---	0.125	ms	INFO
Max Gap Length	---	---	0.15	ms	INFO

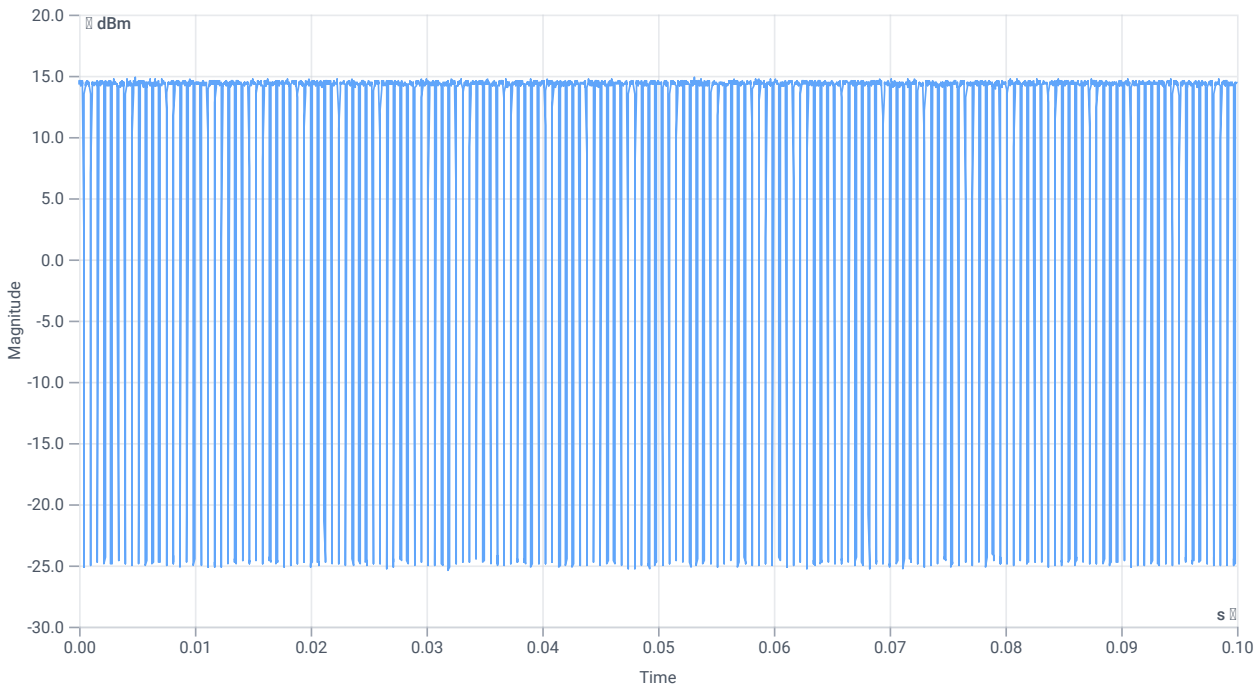

Duty cycle

Evaluation Bandwidth

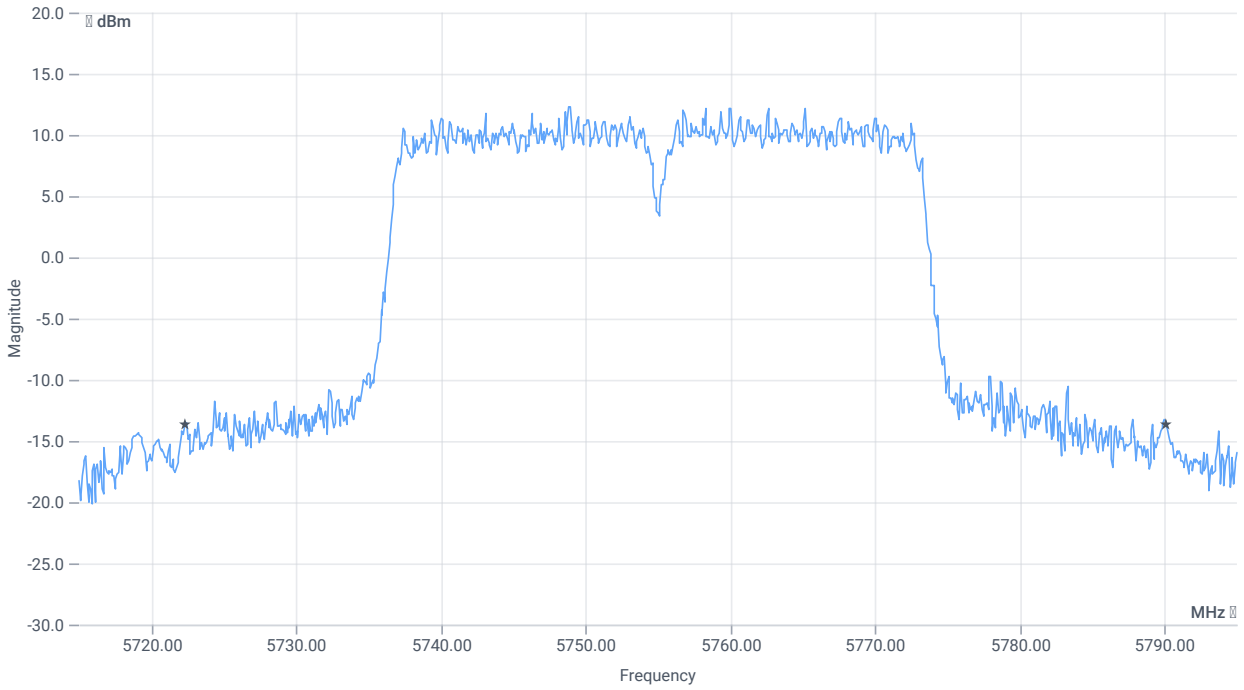

BW 26dB

RESULT

DESCRIPTION	LOWER LIMIT	UPPER LIMIT	MEASURED	UNIT	VERDICT
Bandwidth 26dB	---	---	67.84	MHz	INFO
T1 26dB	---	---	5722.2800	MHz	INFO
T2 26dB	---	---	5790.1200	MHz	INFO

Maximum Output Power

READ SA SETTINGS:

RefLevel [dBm] | RefLevelOffset [dB] | InpAtt [dB]	25.50 | 16.87 | 25
Start [MHz] | Stop [MHz]	5715.000 | 5795.000
RBW [MHz] | VBW [MHz]	1.000000 | 3.000000
Detector | TraceMode	RMS | MAXH
Sweep: time [ms] | count | points per Section | type	53700 | 1 | 161 | SWE

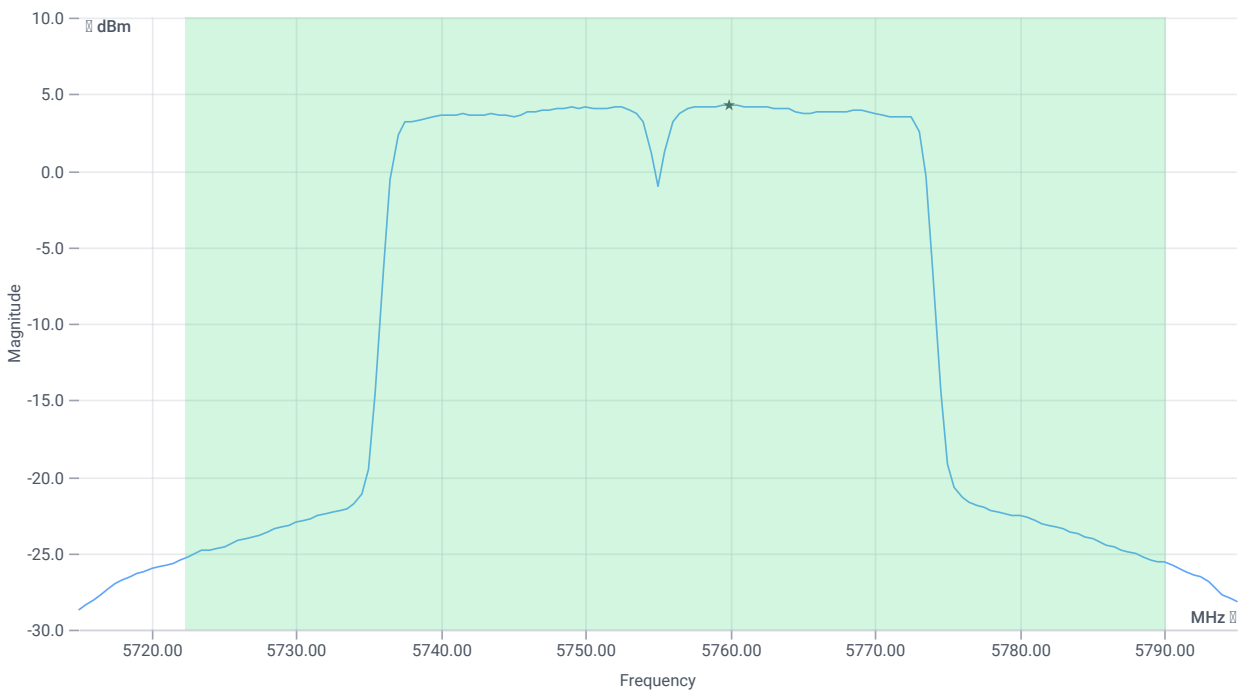

Max OP and PSD

RESULT

DESCRIPTION	LOWER LIMIT	UPPER LIMIT	MEASURED	UNIT	VERDICT
Max Output Power	---	---	19.1	dBm	INFO
Duty Cycle Correction	---	---	1.25	dB	INFO
Limit absolute					
Max Output Power DC corrected	---	30	20.35	dBm	PASS
Limit: 11 dBm + 10 log 67.84					
Max Output Power DC corrected	---	29.31	20.35	dBm	na

Power Spectral Density U-NII-3

READ SA SETTINGS:

RefLevel [dBm] | RefLevelOffset [dB] | InpAtt [dB]	25.50 | 16.87 | 25
Start [MHz] | Stop [MHz]	5715.000 | 5795.000
RBW [MHz] | VBW [MHz]	0.500000 | 3.000000
Detector | TraceMode	RMS | MAXH
Sweep: time [ms] | count | points per Section | type	53700 | 1 | 161 | SWE

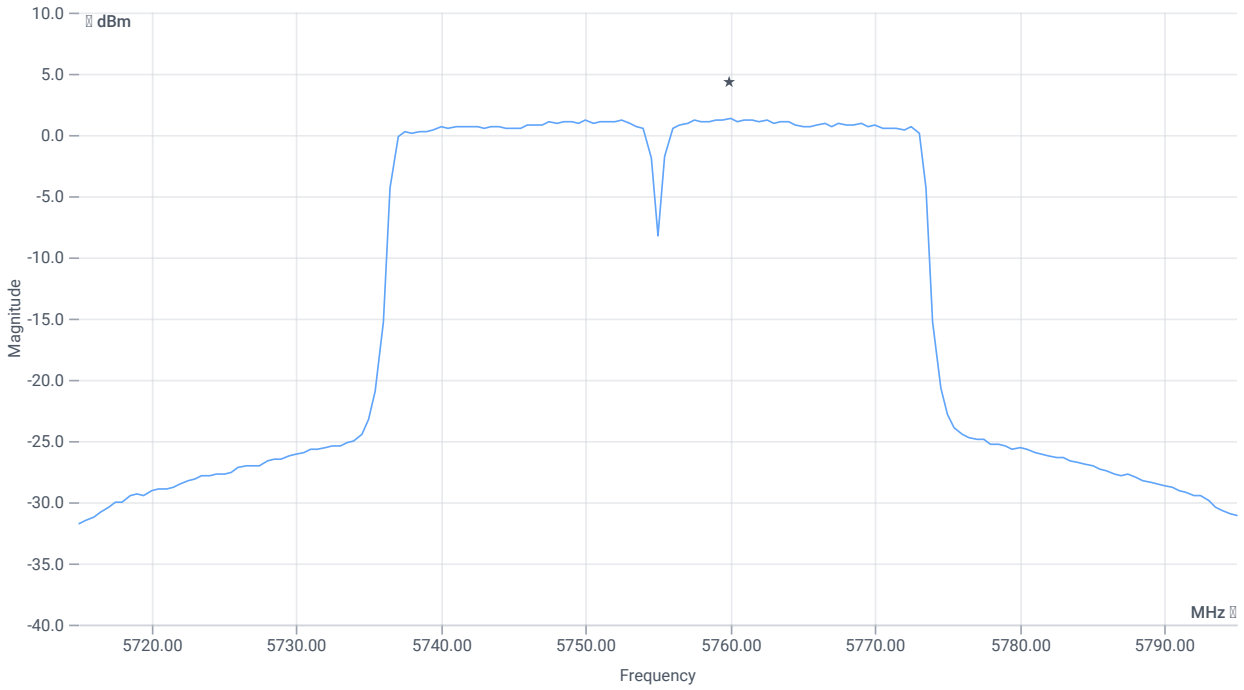

PSD UNII-3

RESULT

DESCRIPTION	LOWER LIMIT	UPPER LIMIT	MEASURED	UNIT	VERDICT
Power Spectral Density	---	---	1.37	dBm/0.5MHz	INFO
Duty Cycle Correction	---	---	1.25	dB	INFO
Power Spectral Density DC corrected	---	30	2.62	dBm/0.5MHz	PASS

Verdict
PASS

FCC 15.407, ISED RSS247 # Bandwidths 99PCT and 20dB ~ WLAN5Gx n-HT40 mode U-NII-3

References

TC start	19.01.2024 08:49:56
Ambit temp [°C] | humidity [rel%]	21.0 | 27
System version	4.7.1.5
Standard | Version	FCC 15.407, ISED RSS247 | NI
Method	26dB Bandwidth KDB789033 D02, C.1 / ISED RSS-GEN
Description	FCC 15.407 Bandwidths - WLAN5Gx n-HT40 mode U-NII-3
Information	

EUT Common Settings WLAN5Gx

Number of Antenna Ports	2
User Interaction	No
Device Class UNII_1	Client
Limit W52 Japan	Standard

Test Parameter

Technology to test	WLAN5Gx n-HT40 mode
Antenna port used	2
Temperature	nom
Voltage	nom
Frequency low to test	True | Freq [MHz] 5755
Frequency mid to test	False | Freq [MHz] 0
Frequency high to test	False | Freq [MHz] 5795
Auto control enabled power supply | Climatic Box	No | No
Additional path loss [dB]	1.4
Full path name | type	EUT - SignalingUnit - SpectrumAnalyzer

Equipment

Signal analyzer,Rohde&Schwarz,FSV-40,1307.9002K40/101042,3.70
Switch matrix,CTCadvanced,SPM-4 NI DAQ,28016133,NI

Test at TX 5755 MHz

RESULT: Reference Power cond.

DESCRIPTION	LOWER LIMIT	UPPER LIMIT	MEASURED	UNIT	VERDICT
Ref. Power 1MHz/1MHz cond.	---	---	14.45	dBm	INFO
Ref. Frequency	---	---	5762.390	MHz	INFO

READ SA SETTINGS:

RefLevel [dBm] | RefLevelOffset [dB] | InpAtt [dB]	22.45 | 16.87 | 25
Start [MHz] | Stop [MHz]	5705.000 | 5805.000
RBW [MHz] | VBW [MHz]	0.500000 | 3.000000
Detector | TraceMode	POS | MAXH
Sweep: time [ms] | count | points per Section | type	1 | 2500 | 1001 | SWE

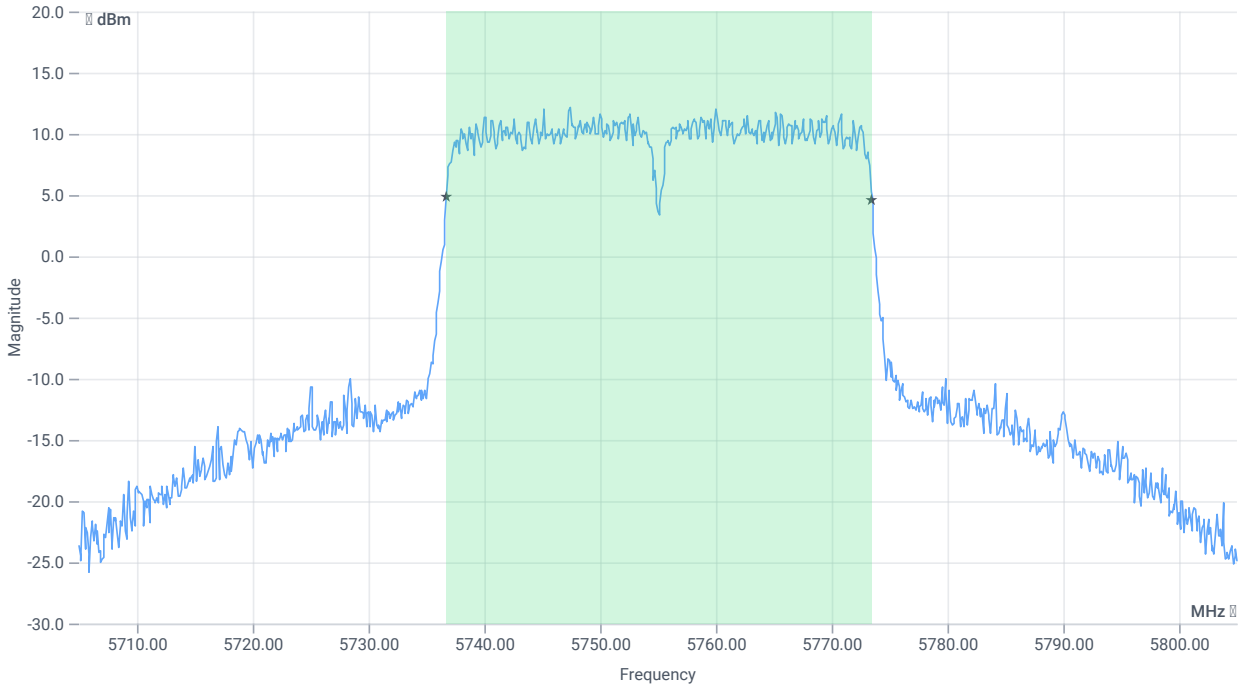

BW 99PCT

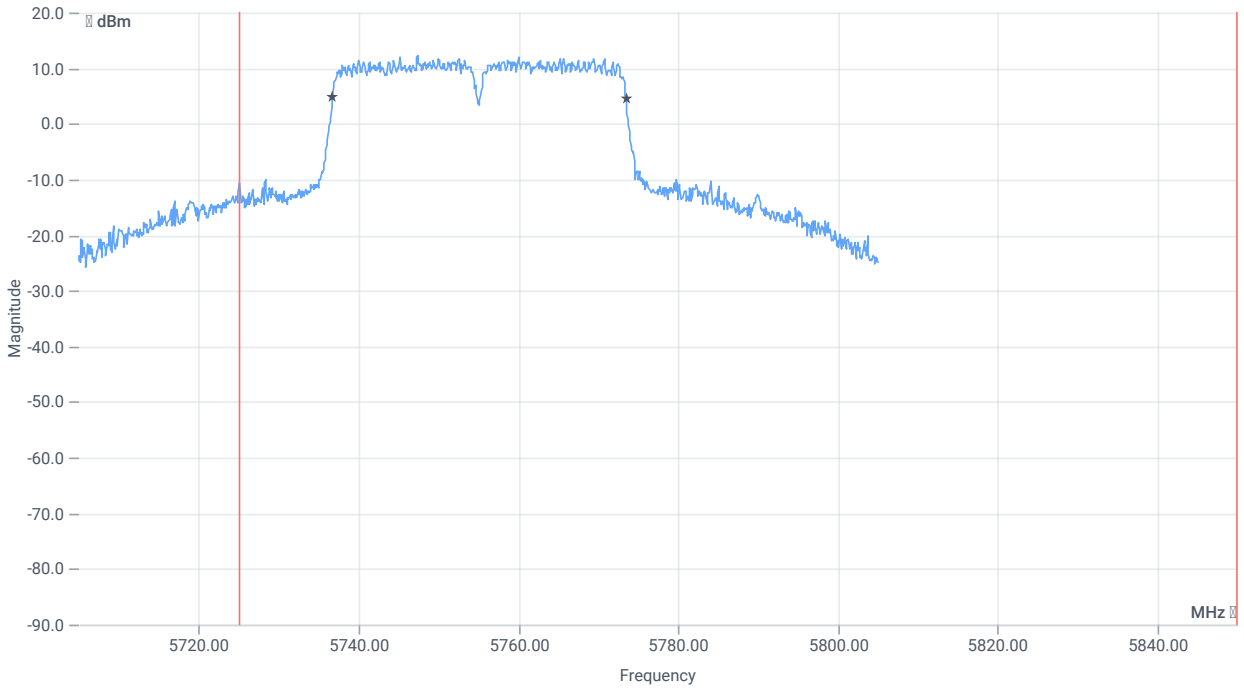

BW within Band 99PCT

RESULT

DESCRIPTION	LOWER LIMIT	UPPER LIMIT	MEASURED	UNIT	VERDICT
Bandwidth 99%	---	---	36.763	MHz	INFO
T1 99%	5725.000000	---	5736.7183	MHz	PASS
T2 99%	---	5850.000000	5773.4815	MHz	PASS

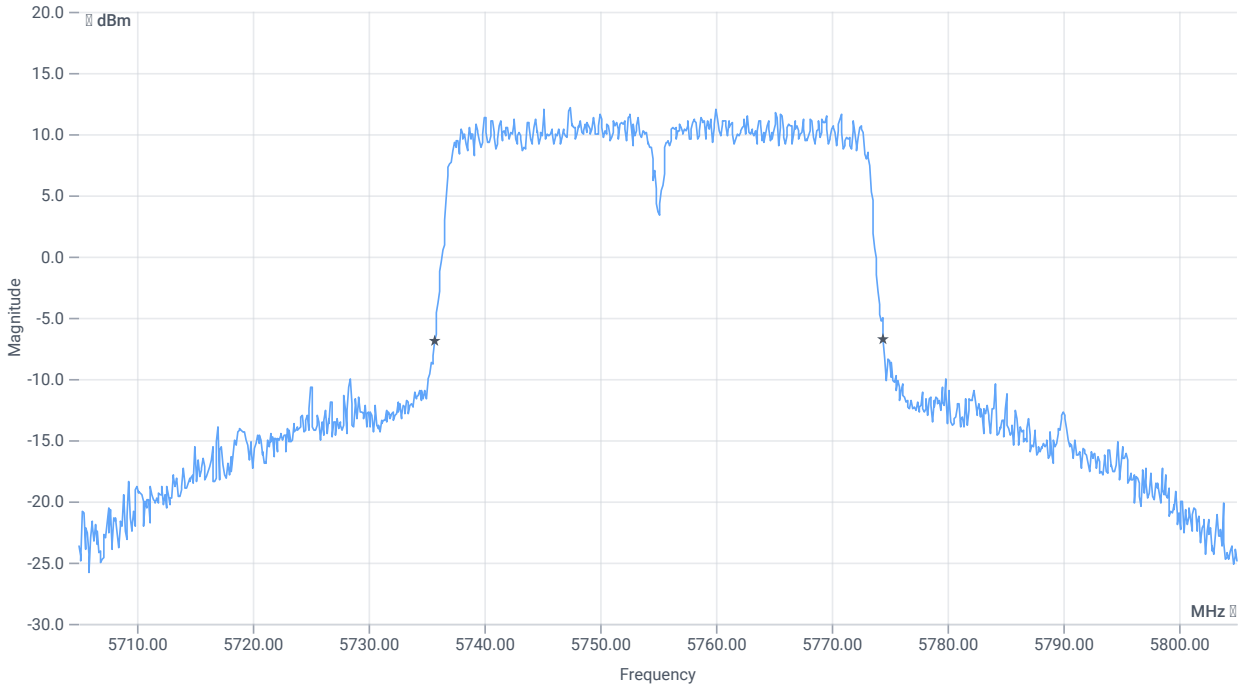

BW 20dB

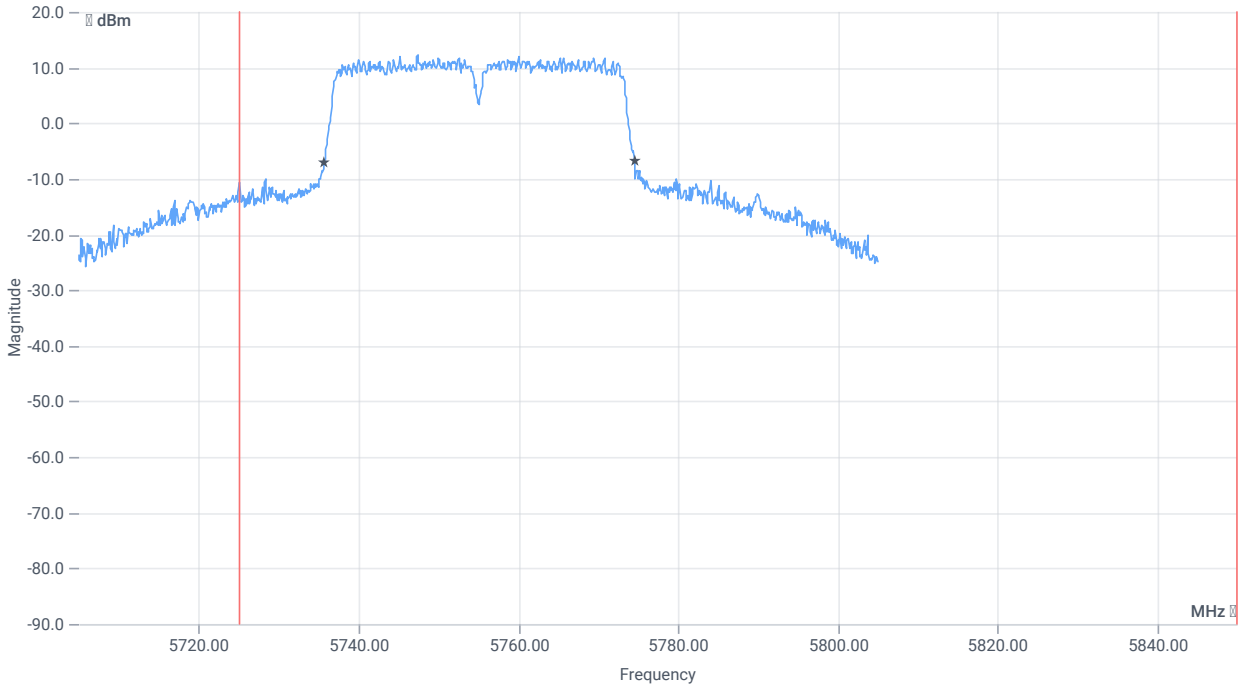

BW within Band 20dB

RESULT

DESCRIPTION	LOWER LIMIT	UPPER LIMIT	MEASURED	UNIT	VERDICT
Bandwidth 20dB	---	---	38.8	MHz	INFO
T1 20dB	5725.000000	---	5735.7000	MHz	PASS
T2 20dB	---	5850.000000	5774.5000	MHz	PASS

Verdict
PASS

FCC 15.407, ISED RSS247 # Minimum emission bandwidth ~ WLAN5Gx n-HT40 mode U-NII-3

References

TC start	19.01.2024 08:50:26
Ambit temp [°C] | humidity [rel%]	21.0 | 27
System version	4.7.1.5
Standard | Version	FCC 15.407, ISED RSS247 | NI
Method	KDB789033 D02, C.2.
Description	FCC 15.407 Min Emission Bandwidth - WLAN5Gx n-HT40 mode U-NII-3
Information	

EUT Common Settings WLAN5Gx

Number of Antenna Ports	2
User Interaction	No
Device Class UNII_1	Client
Limit W52 Japan	Standard

Test Parameter

Technology to test	WLAN5Gx n-HT40 mode
Antenna port used	2
Temperature	nom
Voltage	nom
Frequency low to test	True | Freq [MHz] 5755
Frequency mid to test	False | Freq [MHz] 0
Frequency high to test	False | Freq [MHz] 5795
Auto control enabled power supply | Climatic Box	No | No
Additional path loss [dB]	1.4
Full path name | type	EUT - SignalingUnit - SpectrumAnalyzer

Equipment

Signal analyzer,Rohde&Schwarz,FSV-40,1307.9002K40/101042,3.70
Switch matrix,CTCadvanced,SPM-4 NI DAQ,28016133,NI

Test at TX 5755 MHz

RESULT: Reference Power cond.

DESCRIPTION	LOWER LIMIT	UPPER LIMIT	MEASURED	UNIT	VERDICT
Ref. Power 1MHz/1MHz cond.	---	---	13.41	dBm	INFO
Ref. Frequency	---	---	5762.190	MHz	INFO

READ SA SETTINGS:

RefLevel [dBm] | RefLevelOffset [dB] | InpAtt [dB]	25.41 | 16.87 | 25
Start [MHz] | Stop [MHz]	5705.000 | 5805.000
RBW [MHz] | VBW [MHz]	0.100000 | 0.300000
Detector | TraceMode	POS | MAXH
Sweep: time [ms] | count | points per Section | type	2 | 1500 | 1001 | SWE

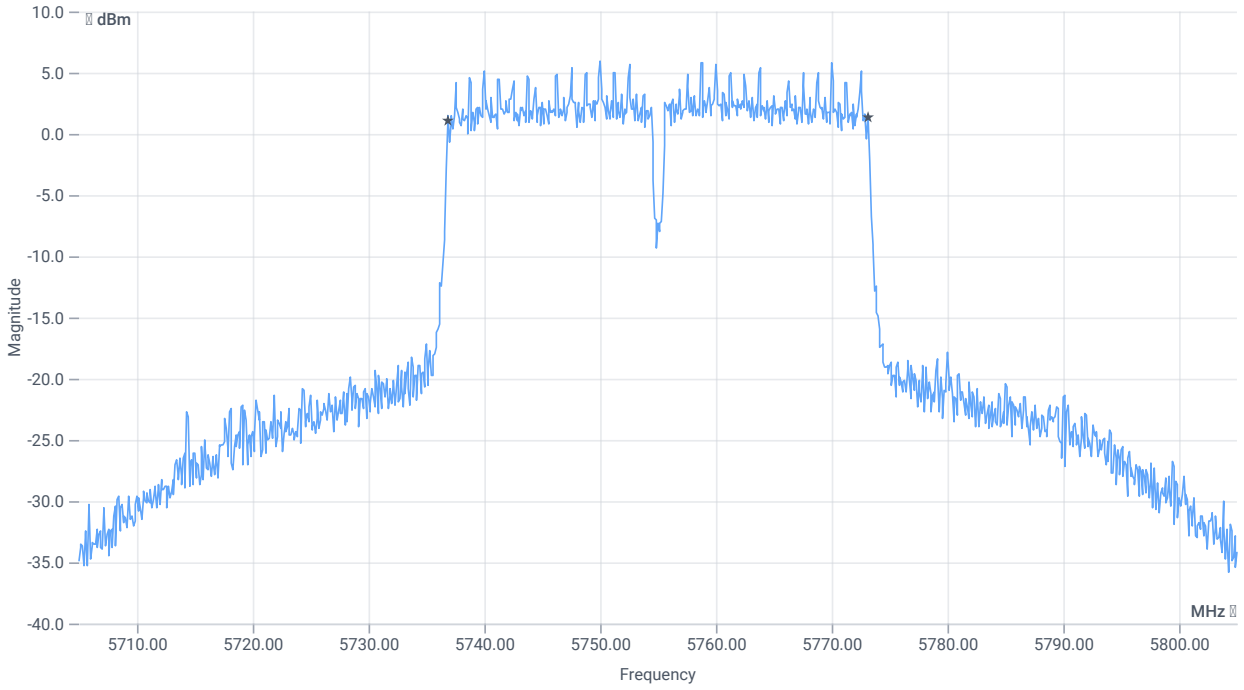

BW 6dB

RESULT

DESCRIPTION	LOWER LIMIT	UPPER LIMIT	MEASURED	UNIT	VERDICT
Bandwidth (6dB)	0.500	---	36.4	MHz	PASS

Verdict
PASS

FCC 15.407 # MIMO ∑ Max output power and psd ~ WLAN5Gx n-HT40 mode U-NII-3

References

TC start	19.01.2024 08:50:52
Ambit temp [°C] | humidity [rel%]	21.0 | 27
System version	4.7.1.5
Standard | Version	FCC 15.407 | NI
Method	
Description	MIMO ∑ FCC Power & psd - WLAN5Gx n-HT40 mode U-NII-3
Information	

EUT Common Settings WLAN5Gx

Number of Antenna Ports	2
User Interaction	No
Device Class UNII_1	Client
Limit W52 Japan	Standard

Test Parameter

Technology to test	WLAN5Gx n-HT40 mode
Antenna port used	several
Temperature	nom
Voltage	nom
Frequency low to test	True | Freq [MHz] 5755
Frequency mid to test	False | Freq [MHz] 0
Frequency high to test	False | Freq [MHz] 5795
Auto control enabled power supply | Climatic Box	No | No
Additional path loss [dB]	1.4
Full path name | type	None

Equipment

Test at TX 5755 MHz

RESULT Power

DESCRIPTION	LOWER LIMIT	UPPER LIMIT	MEASURED	UNIT	VERDICT
Ant:1 Max Output Power DC corrected	---	---	20.81	dBm	INFO
Ant:1 BW 26dB	---	---	75.040	MHz	INFO
Ant:2 Max Output Power DC corrected	---	---	20.35	dBm	INFO
Ant:2 BW 26dB	---	---	67.840	MHz	INFO
∑ Limit absolute	---	30	23.6	dBm	PASS
∑ Limit: 11 dBm + 10 log 67.84	---	29.31	23.6	dBm	na

RESULT PSD

DESCRIPTION	LOWER LIMIT	UPPER LIMIT	MEASURED	UNIT	VERDICT
Ant:1 PSD	---	---	2.95	dBm/0.5MHz	INFO
Ant:2 PSD	---	---	2.62	dBm/0.5MHz	INFO
∑	---	30	5.8	dBm/0.5MHz	PASS

Verdict
PASS

FCC 15.407, ISED RSS247 # Emission mask (eirp) ~ WLAN5Gx n-HT40 mode U-NII-3

References

TC start	19.01.2024 14:04:29
Ambit temp [°C] | humidity [rel%]	22.8 | 24
System version	4.7.1.5
Standard | Version	FCC 15.407, ISED RSS247 | NI
Method	NI
Description	FCC 15.407 Emission mask - WLAN5Gx n-HT40 mode U-NII-3
Information	

EUT Common Settings WLAN5Gx

Number of Antenna Ports	2
User Interaction	No
Device Class UNII_1	Client
Limit W52 Japan	Standard

Test Parameter

Technology to test	WLAN5Gx n-HT40 mode
Antenna port used	1
Temperature	nom
Voltage	nom
Frequency low to test	True | Freq [MHz] 5755
Frequency mid to test	False | Freq [MHz] 0
Frequency high to test	False | Freq [MHz] 5795
Auto control enabled power supply | Climatic Box	No | No
Additional path loss [dB]	3.4
Full path name | type	EUT - SignalingUnit - SpectrumAnalyzer

Equipment

Signal analyzer,Rohde&Schwarz,FSV-40,1307.9002K40/101042,3.70
Switch matrix,CTCadvanced,SPM-4 NI DAQ,28016133,NI

Test at TX 5755 MHz

RESULT: Reference Power cond.

DESCRIPTION	LOWER LIMIT	UPPER LIMIT	MEASURED	UNIT	VERDICT
Ref. Power 1MHz/1MHz cond.	---	---	15.24	dBm	INFO
Ref. Frequency	---	---	5747.610	MHz	INFO

Antenna gain

Considered antenna gain [dBi]:	2 / max found in range 5625 to 5950 MHz

READ SA SETTINGS:

RefLevel [dBm] | RefLevelOffset [dB] | InpAtt [dB]	18.24 | 18.87 | 15
Start [MHz] | Stop [MHz]	5625.000 | 5950.000
RBW [MHz] | VBW [MHz]	1.000000 | 3.000000
Detector | TraceMode	POS | MAXH
Sweep: time [ms] | count | points per Section | type	1 | 2500 | 1001 | SWE

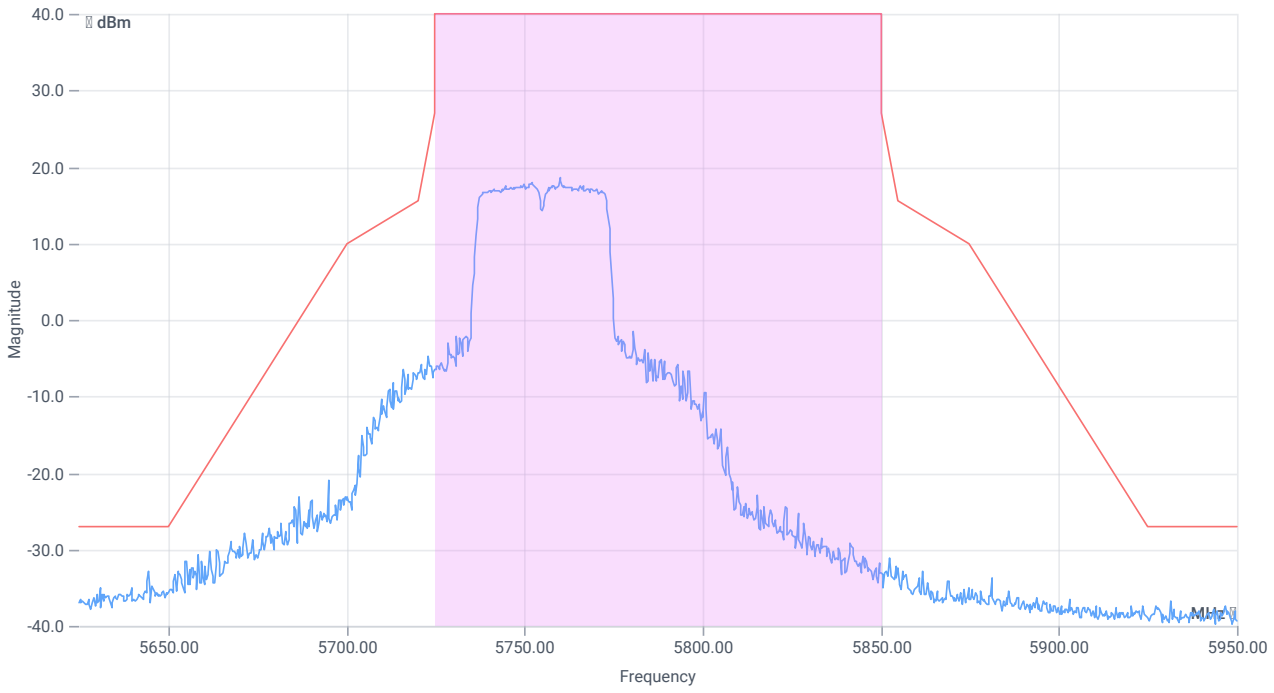

Emission Mask (e.i.r.p)

RESULT

DESCRIPTION	LOWER LIMIT	UPPER LIMIT	MEASURED	UNIT	VERDICT

Verdict
PASS

FCC 15.407, ISED RSS247 # Emission mask (eirp) ~ WLAN5Gx n-HT40 mode U-NII-3

References

TC start	19.01.2024 14:05:06
Ambit temp [°C] | humidity [rel%]	22.8 | 24
System version	4.7.1.5
Standard | Version	FCC 15.407, ISED RSS247 | NI
Method	NI
Description	FCC 15.407 Emission mask - WLAN5Gx n-HT40 mode U-NII-3
Information	

EUT Common Settings WLAN5Gx

Number of Antenna Ports	2
User Interaction	No
Device Class UNII_1	Client
Limit W52 Japan	Standard

Test Parameter

Technology to test	WLAN5Gx n-HT40 mode
Antenna port used	2
Temperature	nom
Voltage	nom
Frequency low to test	True | Freq [MHz] 5755
Frequency mid to test	False | Freq [MHz] 0
Frequency high to test	False | Freq [MHz] 5795
Auto control enabled power supply | Climatic Box	No | No
Additional path loss [dB]	3.4
Full path name | type	EUT - SignalingUnit - SpectrumAnalyzer

Equipment

Signal analyzer,Rohde&Schwarz,FSV-40,1307.9002K40/101042,3.70
Switch matrix,CTCadvanced,SPM-4 NI DAQ,28016133,NI

Test at TX 5755 MHz

RESULT: Reference Power cond.

DESCRIPTION	LOWER LIMIT	UPPER LIMIT	MEASURED	UNIT	VERDICT
Ref. Power 1MHz/1MHz cond.	---	---	16.01	dBm	INFO
Ref. Frequency	---	---	5744.210	MHz	INFO

Antenna gain

Considered antenna gain [dBi]:	2 / max found in range 5625 to 5950 MHz

READ SA SETTINGS:

RefLevel [dBm] | RefLevelOffset [dB] | InpAtt [dB]	19.01 | 18.87 | 20
Start [MHz] | Stop [MHz]	5625.000 | 5950.000
RBW [MHz] | VBW [MHz]	1.000000 | 3.000000
Detector | TraceMode	POS | MAXH
Sweep: time [ms] | count | points per Section | type	1 | 2500 | 1001 | SWE

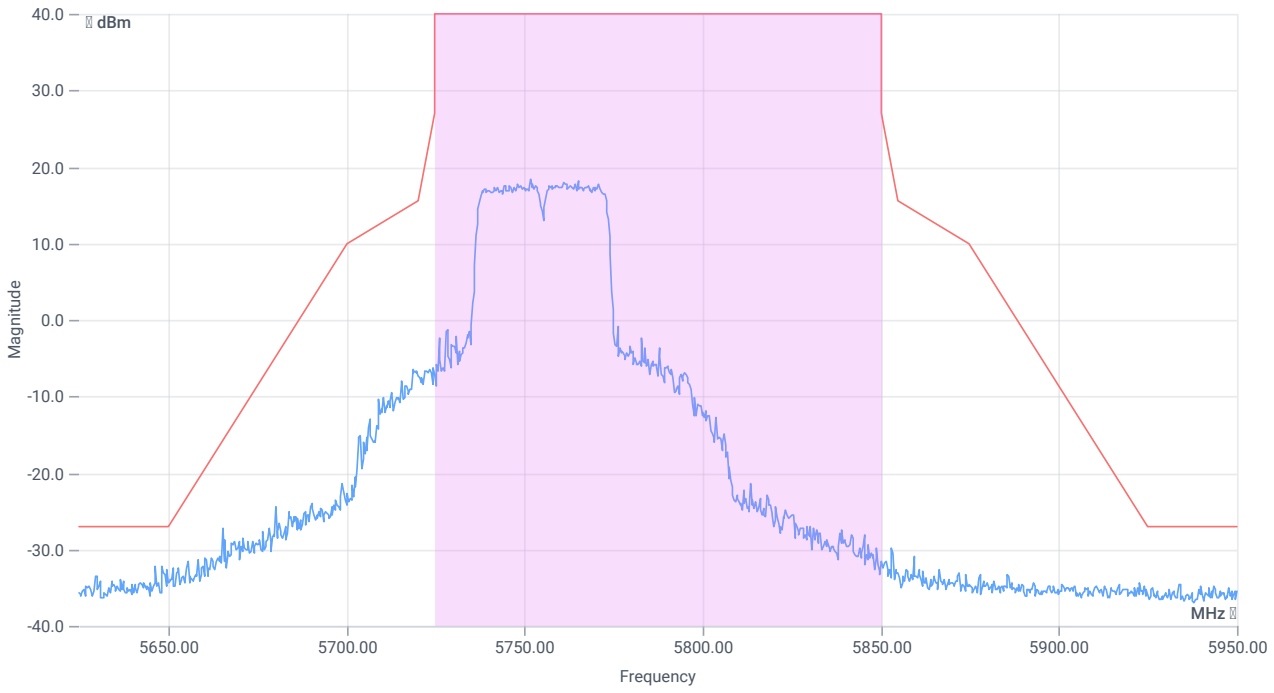

Emission Mask (e.i.r.p)

RESULT

DESCRIPTION	LOWER LIMIT	UPPER LIMIT	MEASURED	UNIT	VERDICT

Verdict
PASS

FCC 15.407 # Max output power and psd ~ WLAN5Gx n-HT40 mode U-NII-3

References

TC start	19.01.2024 08:52:42
Ambit temp [°C] | humidity [rel%]	21.0 | 27
System version	4.7.1.5
Standard | Version	FCC 15.407 | NI
Method	KDB789033 D02, F., E.2.e.
Description	FCC 15.407 Max Output Power & PSD - WLAN5Gx n-HT40 mode U-NII-3
Information	

EUT Common Settings WLAN5Gx

Number of Antenna Ports	2
User Interaction	No
Device Class UNII_1	Client
Limit W52 Japan	Standard

Test Parameter

Technology to test	WLAN5Gx n-HT40 mode
Antenna port used	1
Temperature	nom
Voltage	nom
Frequency low to test	False | Freq [MHz] 5755
Frequency mid to test	False | Freq [MHz] 0
Frequency high to test	True | Freq [MHz] 5795
Auto control enabled power supply | Climatic Box	No | No
Additional path loss [dB]	1.4
Full path name | type	EUT - SignalingUnit - SpectrumAnalyzer

Equipment

Signal analyzer,Rohde&Schwarz,FSV-40,1307.9002K40/101042,3.70
Switch matrix,CTCadvanced,SPM-4 NI DAQ,28016133,NI

Test at TX 5795 MHz

RESULT: Reference Power cond.

DESCRIPTION	LOWER LIMIT	UPPER LIMIT	MEASURED	UNIT	VERDICT
Ref. Power 1MHz/1MHz cond.	---	---	13.39	dBm	INFO
Ref. Frequency	---	---	5798.800	MHz	INFO

Evaluation max. Duty Cycle

Duty Cycle evaluation

DESCRIPTION	LOWER LIMIT	UPPER LIMIT	MEASURED	UNIT	VERDICT
Result Summary					
Number of detected Bursts:167					
Duty Cycle (Burst Ratio) max	---	---	0.792	---	INFO
Duty Cycle max	---	---	1.013	dB	INFO
Duty Cycle (Burst Ratio) min	---	---	0.75	---	INFO
Duty Cycle min	---	---	1.249	dB	INFO
Max TX Burst Length	---	---	0.475	ms	INFO
Min Gap Length	---	---	0.125	ms	INFO
Max Gap Length	---	---	0.15	ms	INFO

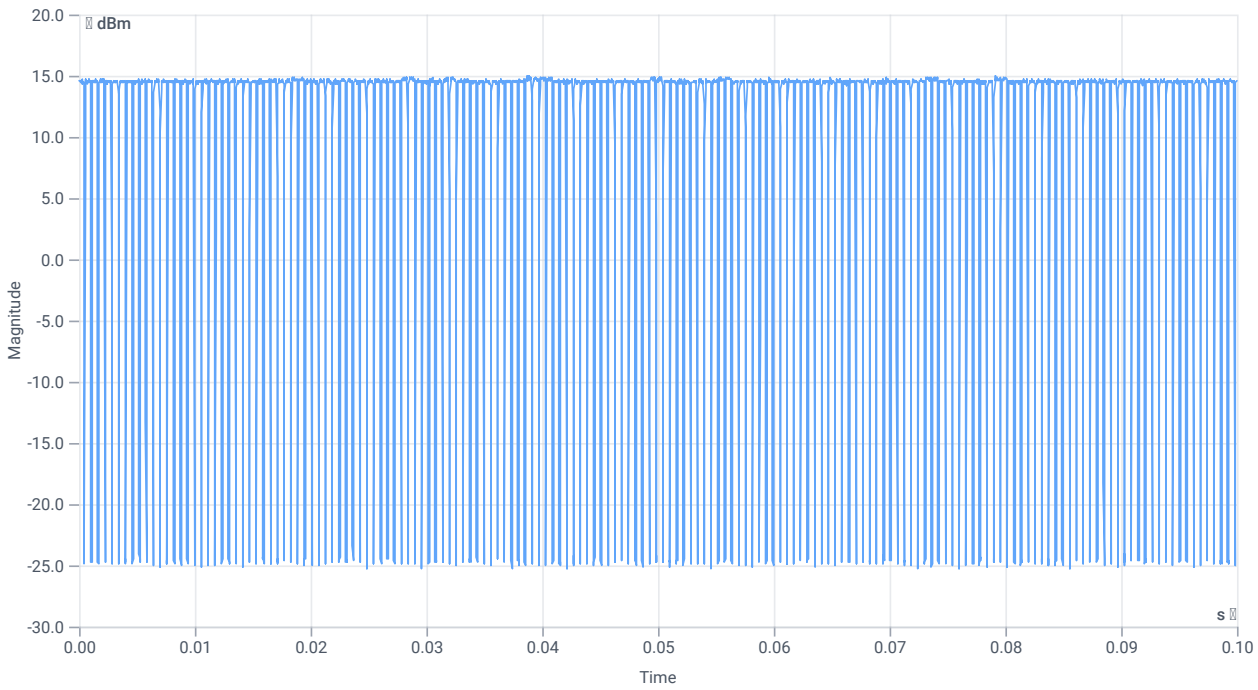

Duty cycle

Evaluation Bandwidth

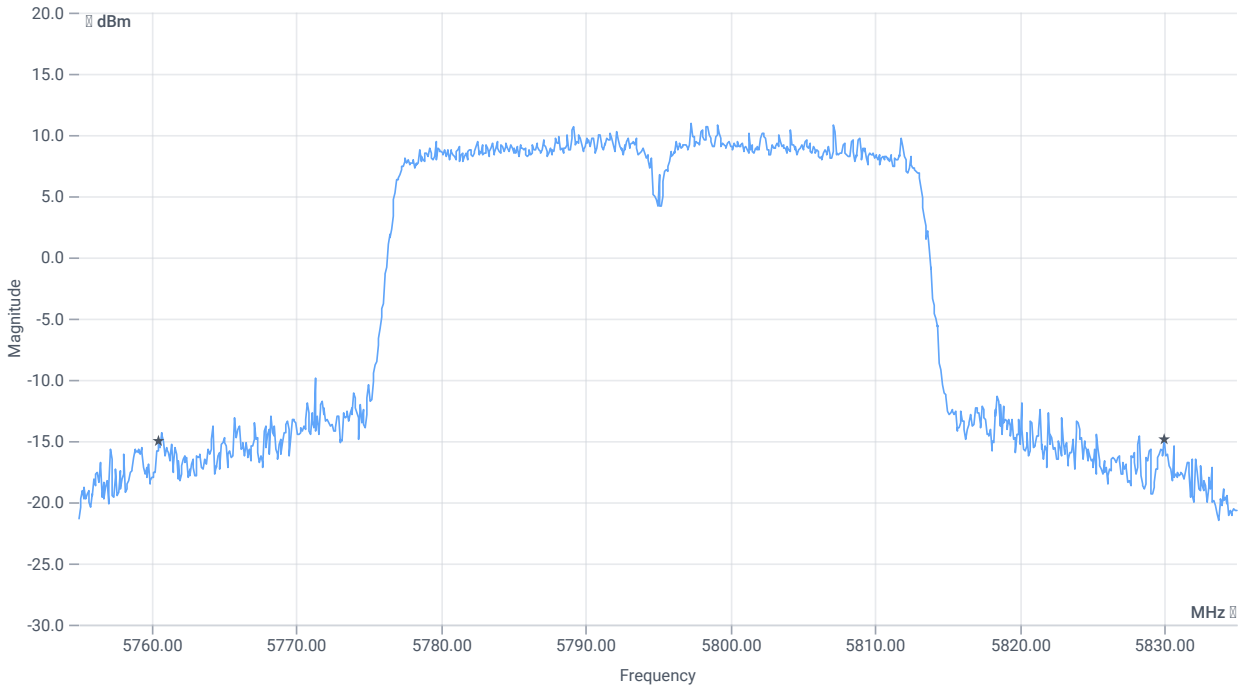

BW 26dB

RESULT

DESCRIPTION	LOWER LIMIT	UPPER LIMIT	MEASURED	UNIT	VERDICT
Bandwidth 26dB	---	---	69.44	MHz	INFO
T1 26dB	---	---	5760.5200	MHz	INFO
T2 26dB	---	---	5829.9600	MHz	INFO

Maximum Output Power

READ SA SETTINGS:

RefLevel [dBm] | RefLevelOffset [dB] | InpAtt [dB]	25.39 | 16.77 | 25
Start [MHz] | Stop [MHz]	5755.000 | 5835.000
RBW [MHz] | VBW [MHz]	1.000000 | 3.000000
Detector | TraceMode	RMS | MAXH
Sweep: time [ms] | count | points per Section | type	53700 | 1 | 161 | SWE

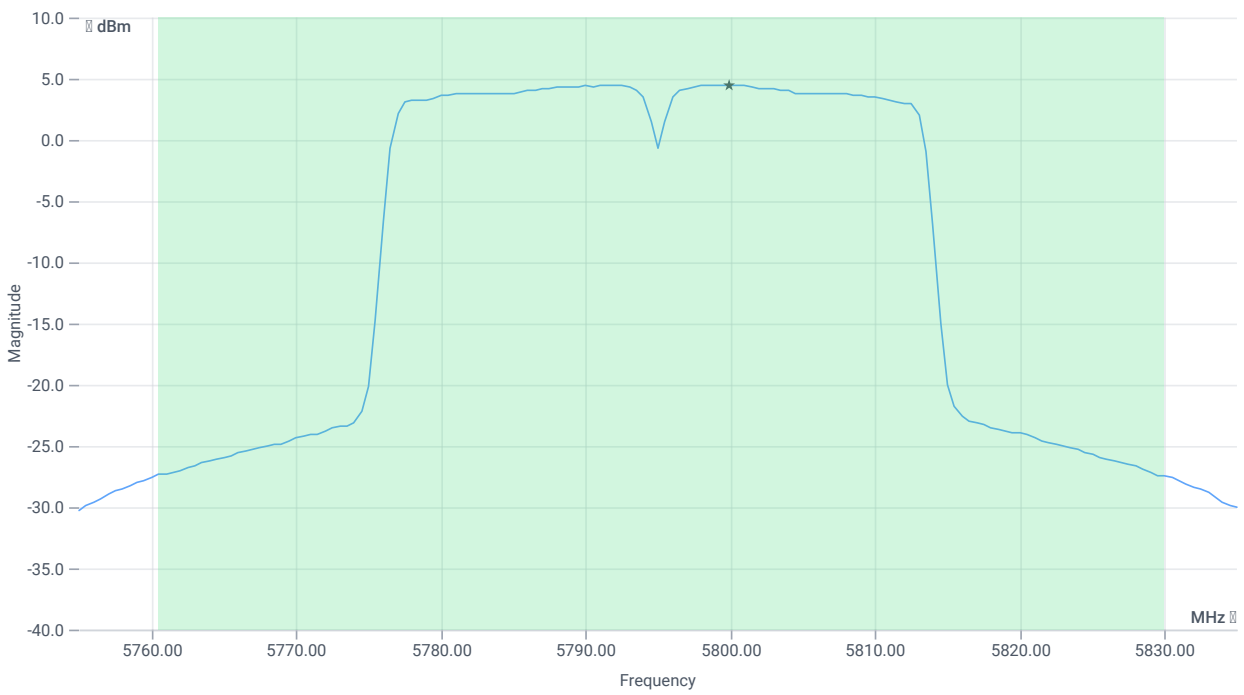

Max OP and PSD

RESULT

DESCRIPTION	LOWER LIMIT	UPPER LIMIT	MEASURED	UNIT	VERDICT
Max Output Power	---	---	19.18	dBm	INFO
Duty Cycle Correction	---	---	1.25	dB	INFO
Limit absolute					
Max Output Power DC corrected	---	30	20.43	dBm	PASS
Limit: 11 dBm + 10 log 69.44					
Max Output Power DC corrected	---	29.42	20.43	dBm	na

Power Spectral Density U-NII-3

READ SA SETTINGS:

RefLevel [dBm] | RefLevelOffset [dB] | InpAtt [dB]	25.39 | 16.77 | 25
Start [MHz] | Stop [MHz]	5755.000 | 5835.000
RBW [MHz] | VBW [MHz]	0.500000 | 3.000000
Detector | TraceMode	RMS | MAXH
Sweep: time [ms] | count | points per Section | type	53700 | 1 | 161 | SWE

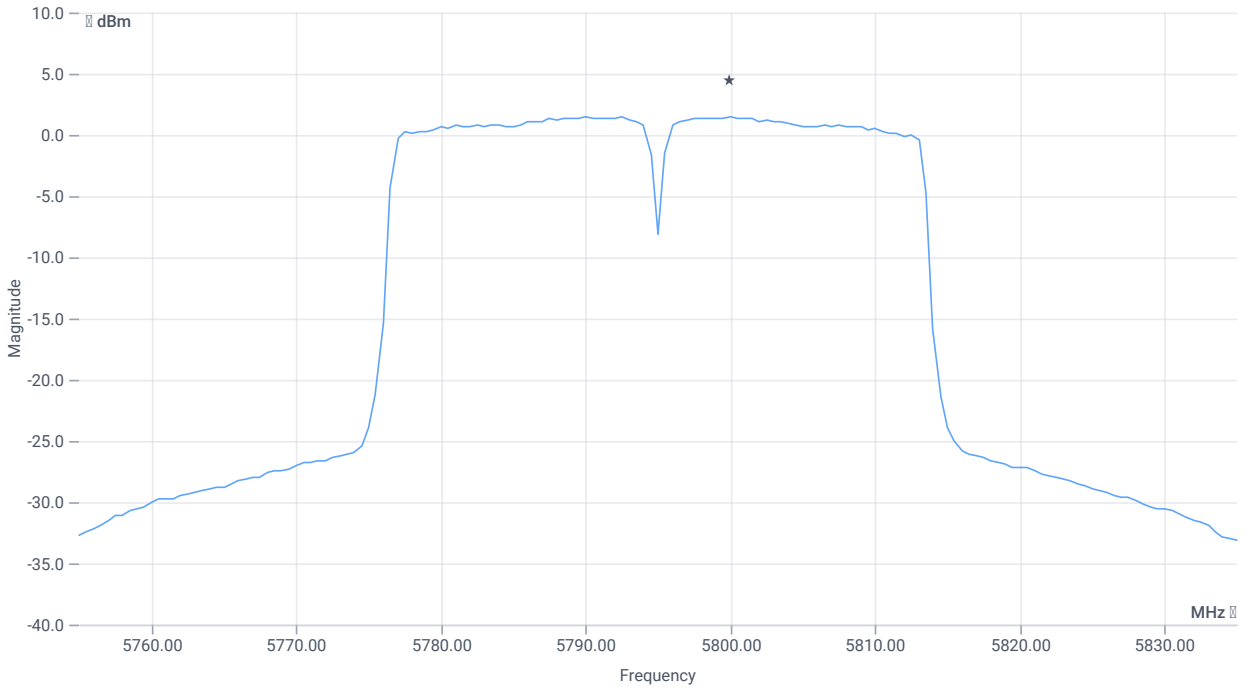

PSD UNII-3

RESULT

DESCRIPTION	LOWER LIMIT	UPPER LIMIT	MEASURED	UNIT	VERDICT
Power Spectral Density	---	---	1.47	dBm/0.5MHz	INFO
Duty Cycle Correction	---	---	1.25	dB	INFO
Power Spectral Density DC corrected	---	30	2.72	dBm/0.5MHz	PASS

Verdict
PASS

FCC 15.407, ISED RSS247 # Bandwidths 99PCT and 20dB ~ WLAN5Gx n-HT40 mode U-NII-3

References

TC start	19.01.2024 08:55:10
Ambit temp [°C] | humidity [rel%]	21.0 | 27
System version	4.7.1.5
Standard | Version	FCC 15.407, ISED RSS247 | NI
Method	26dB Bandwidth KDB789033 D02, C.1 / ISED RSS-GEN
Description	FCC 15.407 Bandwidths - WLAN5Gx n-HT40 mode U-NII-3
Information	

EUT Common Settings WLAN5Gx

Number of Antenna Ports	2
User Interaction	No
Device Class UNII_1	Client
Limit W52 Japan	Standard

Test Parameter

Technology to test	WLAN5Gx n-HT40 mode
Antenna port used	1
Temperature	nom
Voltage	nom
Frequency low to test	False | Freq [MHz] 5755
Frequency mid to test	False | Freq [MHz] 0
Frequency high to test	True | Freq [MHz] 5795
Auto control enabled power supply | Climatic Box	No | No
Additional path loss [dB]	1.4
Full path name | type	EUT - SignalingUnit - SpectrumAnalyzer

Equipment

Signal analyzer,Rohde&Schwarz,FSV-40,1307.9002K40/101042,3.70
Switch matrix,CTCadvanced,SPM-4 NI DAQ,28016133,NI

Test at TX 5795 MHz

RESULT: Reference Power cond.

DESCRIPTION	LOWER LIMIT	UPPER LIMIT	MEASURED	UNIT	VERDICT
Ref. Power 1MHz/1MHz cond.	---	---	12.55	dBm	INFO
Ref. Frequency	---	---	5796.800	MHz	INFO

READ SA SETTINGS:

RefLevel [dBm] | RefLevelOffset [dB] | InpAtt [dB]	20.55 | 16.77 | 20
Start [MHz] | Stop [MHz]	5745.000 | 5845.000
RBW [MHz] | VBW [MHz]	0.500000 | 3.000000
Detector | TraceMode	POS | MAXH
Sweep: time [ms] | count | points per Section | type	1 | 2500 | 1001 | SWE

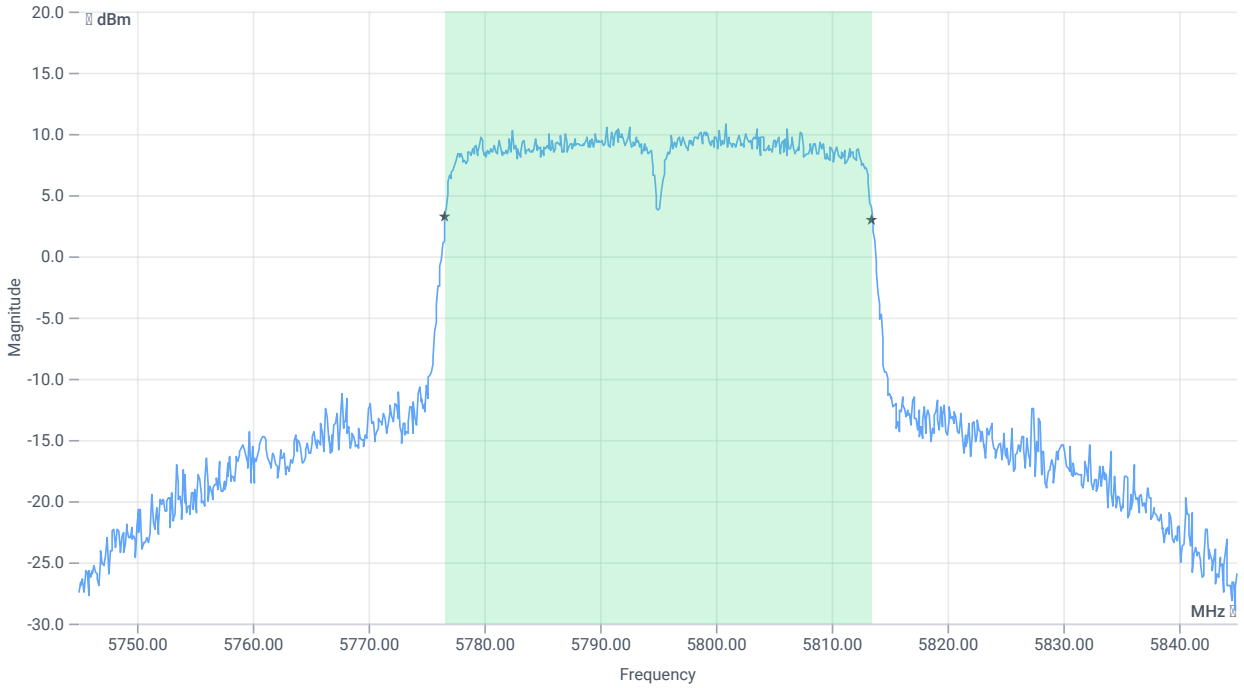

BW 99PCT

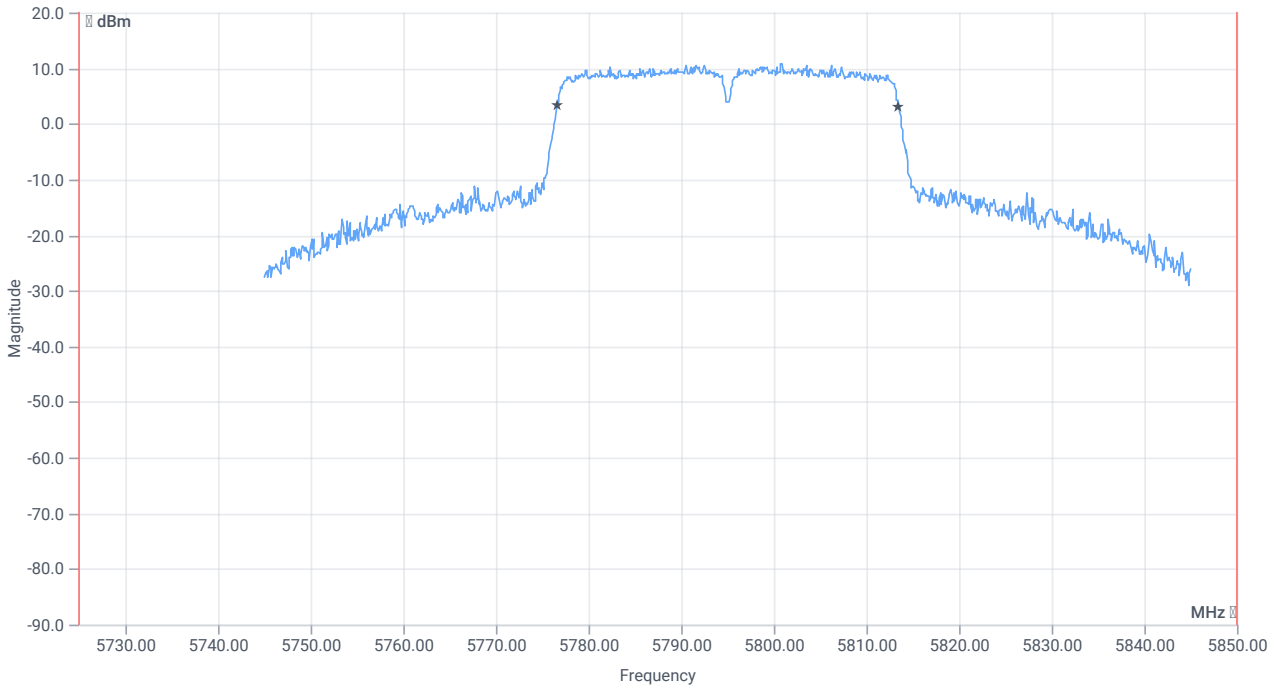

BW within Band 99PCT

RESULT

DESCRIPTION	LOWER LIMIT	UPPER LIMIT	MEASURED	UNIT	VERDICT
Bandwidth 99%	---	---	36.863	MHz	INFO
T1 99%	5725.000000	---	5776.6184	MHz	PASS
T2 99%	---	5850.000000	5813.4815	MHz	PASS

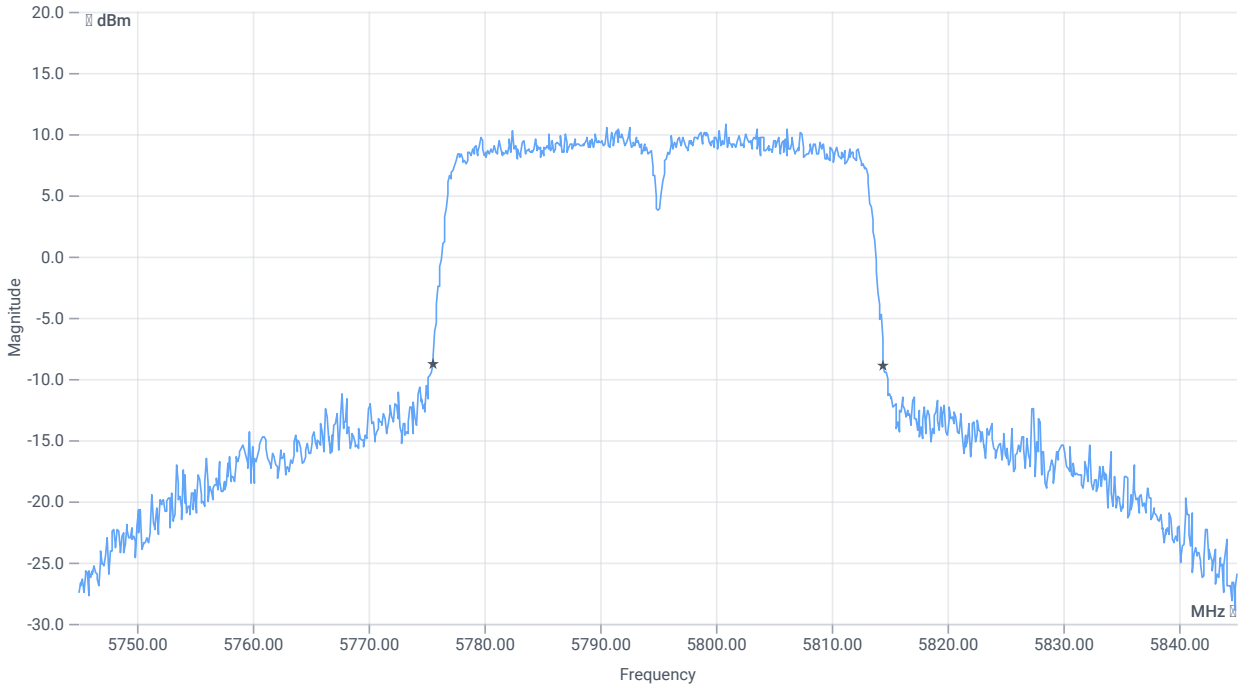

BW 20dB

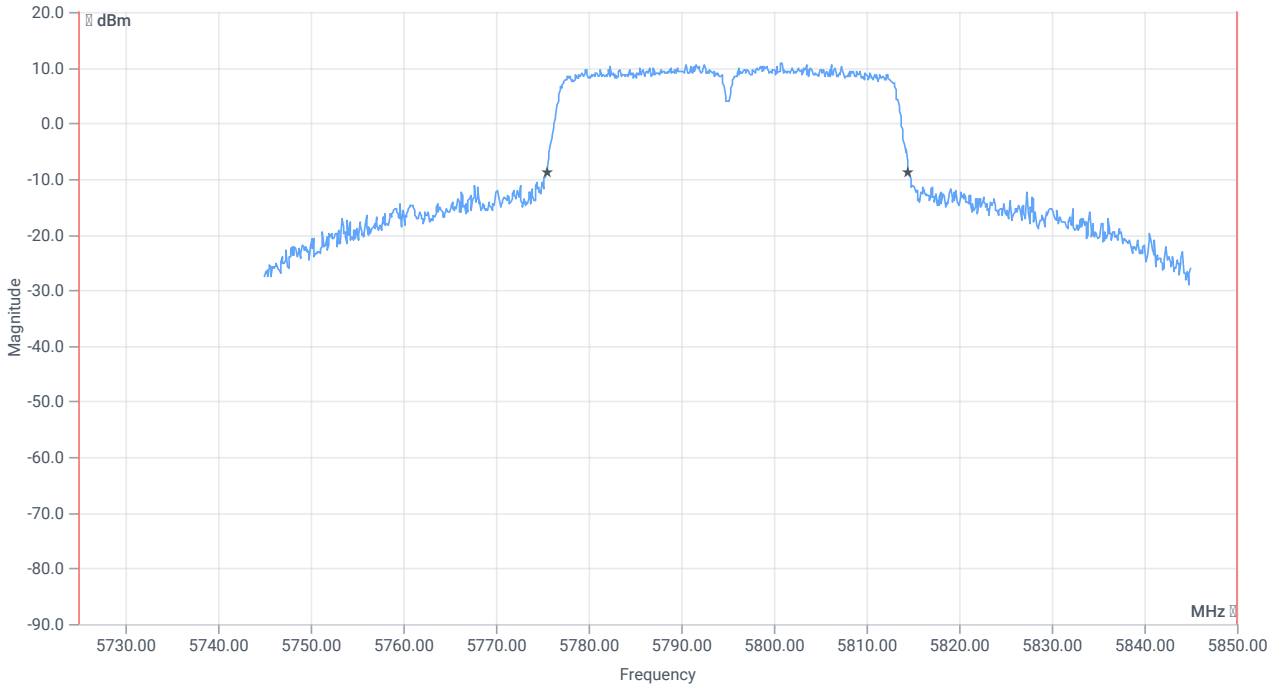

BW within Band 20dB

RESULT

DESCRIPTION	LOWER LIMIT	UPPER LIMIT	MEASURED	UNIT	VERDICT
Bandwidth 20dB	---	---	39	MHz	INFO
T1 20dB	5725.000000	---	5775.5000	MHz	PASS
T2 20dB	---	5850.000000	5814.5000	MHz	PASS

Verdict
PASS

FCC 15.407, ISED RSS247 # Minimum emission bandwidth ~ WLAN5Gx n-HT40 mode U-NII-3

References

TC start	19.01.2024 08:55:40
Ambit temp [°C] | humidity [rel%]	21.0 | 27
System version	4.7.1.5
Standard | Version	FCC 15.407, ISED RSS247 | NI
Method	KDB789033 D02, C.2.
Description	FCC 15.407 Min Emission Bandwidth - WLAN5Gx n-HT40 mode U-NII-3
Information	

EUT Common Settings WLAN5Gx

Number of Antenna Ports	2
User Interaction	No
Device Class UNII_1	Client
Limit W52 Japan	Standard

Test Parameter

Technology to test	WLAN5Gx n-HT40 mode
Antenna port used	1
Temperature	nom
Voltage	nom
Frequency low to test	False | Freq [MHz] 5755
Frequency mid to test	False | Freq [MHz] 0
Frequency high to test	True | Freq [MHz] 5795
Auto control enabled power supply | Climatic Box	No | No
Additional path loss [dB]	1.4
Full path name | type	EUT - SignalingUnit - SpectrumAnalyzer

Equipment

Signal analyzer,Rohde&Schwarz,FSV-40,1307.9002K40/101042,3.70
Switch matrix,CTCadvanced,SPM-4 NI DAQ,28016133,NI

Test at TX 5795 MHz

RESULT: Reference Power cond.

DESCRIPTION	LOWER LIMIT	UPPER LIMIT	MEASURED	UNIT	VERDICT
Ref. Power 1MHz/1MHz cond.	---	---	13.27	dBm	INFO
Ref. Frequency	---	---	5791.600	MHz	INFO

READ SA SETTINGS:

RefLevel [dBm] | RefLevelOffset [dB] | InpAtt [dB]	25.27 | 16.77 | 25
Start [MHz] | Stop [MHz]	5745.000 | 5845.000
RBW [MHz] | VBW [MHz]	0.100000 | 0.300000
Detector | TraceMode	POS | MAXH
Sweep: time [ms] | count | points per Section | type	2 | 1500 | 1001 | SWE

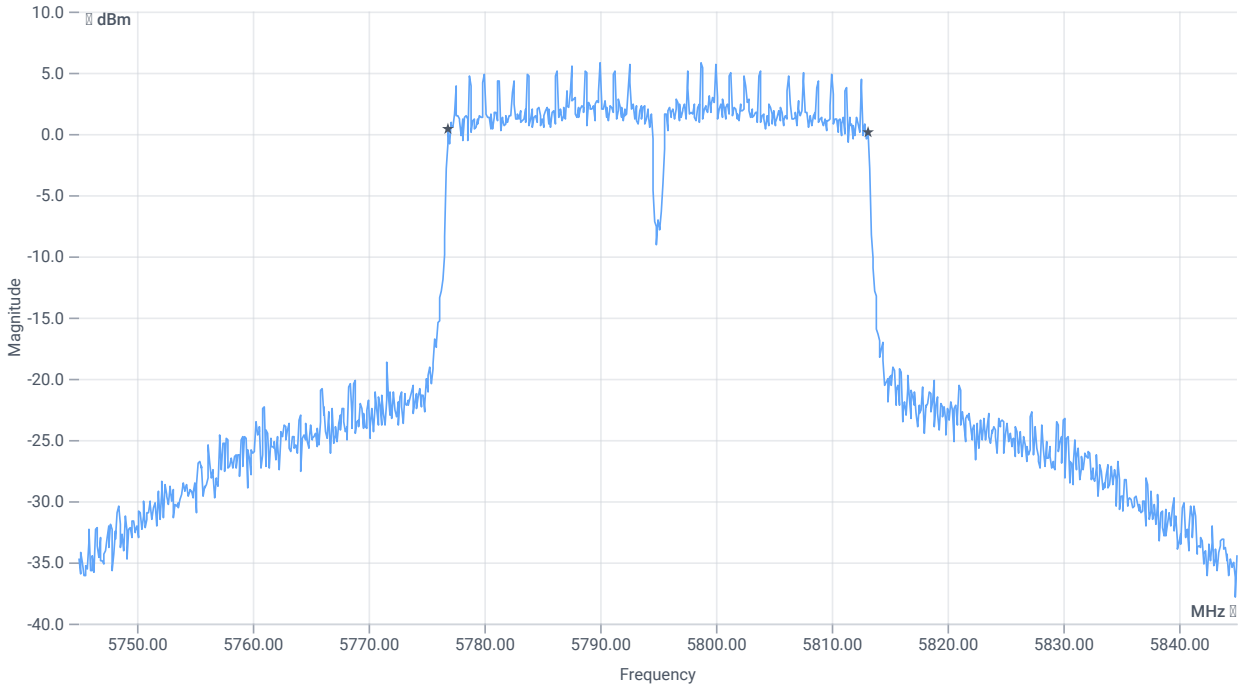

BW 6dB

RESULT

DESCRIPTION	LOWER LIMIT	UPPER LIMIT	MEASURED	UNIT	VERDICT
Bandwidth (6dB)	0.500	---	36.3	MHz	PASS

Verdict
PASS

FCC 15.407 # Max output power and psd ~ WLAN5Gx n-HT40 mode U-NII-3

References

TC start	19.01.2024 08:56:04
Ambit temp [°C] | humidity [rel%]	21.0 | 28
System version	4.7.1.5
Standard | Version	FCC 15.407 | NI
Method	KDB789033 D02, F., E.2.e.
Description	FCC 15.407 Max Output Power & PSD - WLAN5Gx n-HT40 mode U-NII-3
Information	

EUT Common Settings WLAN5Gx

Number of Antenna Ports	2
User Interaction	No
Device Class UNII_1	Client
Limit W52 Japan	Standard

Test Parameter

Technology to test	WLAN5Gx n-HT40 mode
Antenna port used	2
Temperature	nom
Voltage	nom
Frequency low to test	False | Freq [MHz] 5755
Frequency mid to test	False | Freq [MHz] 0
Frequency high to test	True | Freq [MHz] 5795
Auto control enabled power supply | Climatic Box	No | No
Additional path loss [dB]	1.4
Full path name | type	EUT - SignalingUnit - SpectrumAnalyzer

Equipment

Signal analyzer,Rohde&Schwarz,FSV-40,1307.9002K40/101042,3.70
Switch matrix,CTCadvanced,SPM-4 NI DAQ,28016133,NI

Test at TX 5795 MHz

RESULT: Reference Power cond.

DESCRIPTION	LOWER LIMIT	UPPER LIMIT	MEASURED	UNIT	VERDICT
Ref. Power 1MHz/1MHz cond.	---	---	13.19	dBm	INFO
Ref. Frequency	---	---	5803.590	MHz	INFO

Evaluation max. Duty Cycle

Duty Cycle evaluation

DESCRIPTION	LOWER LIMIT	UPPER LIMIT	MEASURED	UNIT	VERDICT
Result Summary					
Number of detected Bursts:167					
Duty Cycle (Burst Ratio) max	---	---	0.792	---	INFO
Duty Cycle max	---	---	1.013	dB	INFO
Duty Cycle (Burst Ratio) min	---	---	0.75	---	INFO
Duty Cycle min	---	---	1.249	dB	INFO
Max TX Burst Length	---	---	0.475	ms	INFO
Min Gap Length	---	---	0.125	ms	INFO
Max Gap Length	---	---	0.15	ms	INFO

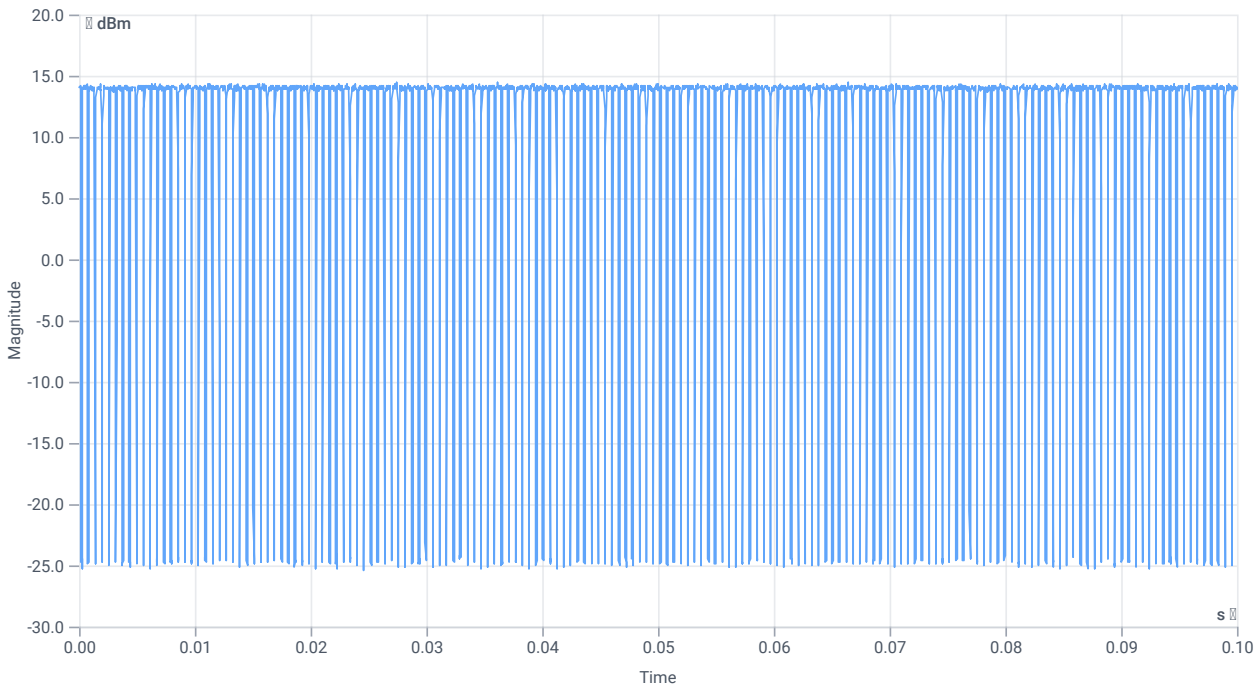

Duty cycle

Evaluation Bandwidth

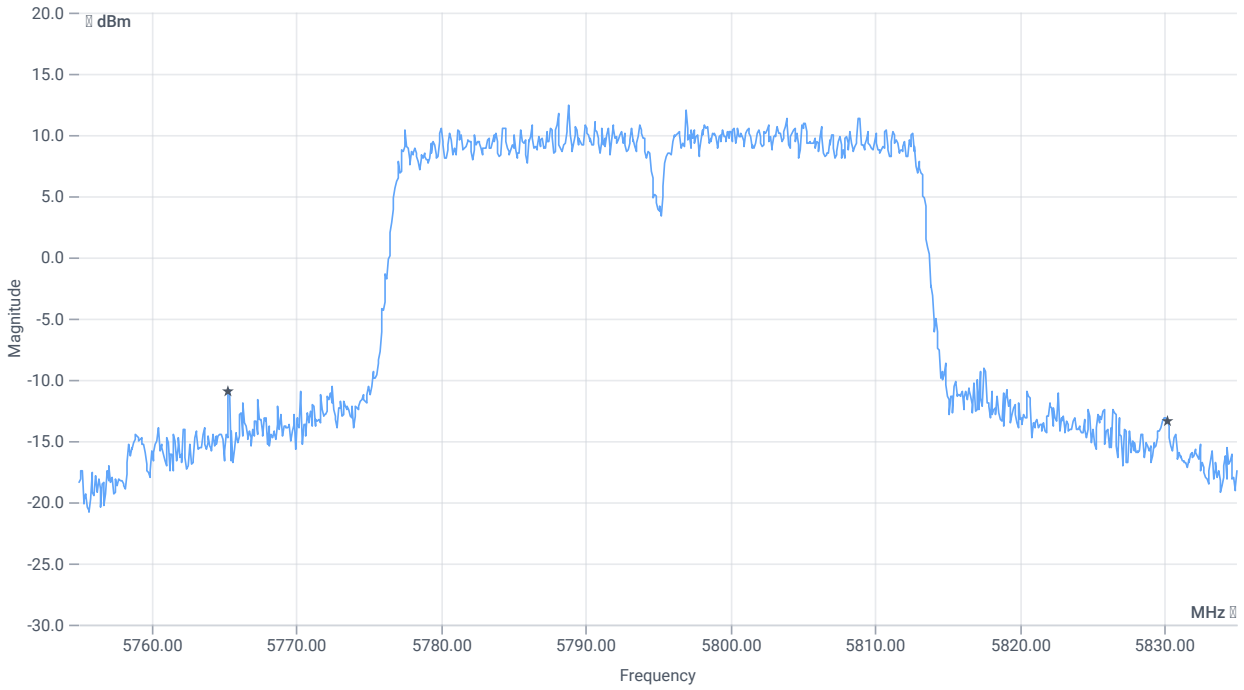

BW 26dB

RESULT

DESCRIPTION	LOWER LIMIT	UPPER LIMIT	MEASURED	UNIT	VERDICT
Bandwidth 26dB	---	---	64.88	MHz	INFO
T1 26dB	---	---	5765.3200	MHz	INFO
T2 26dB	---	---	5830.2000	MHz	INFO

Maximum Output Power

READ SA SETTINGS:

RefLevel [dBm] | RefLevelOffset [dB] | InpAtt [dB]	25.19 | 16.77 | 25
Start [MHz] | Stop [MHz]	5755.000 | 5835.000
RBW [MHz] | VBW [MHz]	1.000000 | 3.000000
Detector | TraceMode	RMS | MAXH
Sweep: time [ms] | count | points per Section | type	53700 | 1 | 161 | SWE

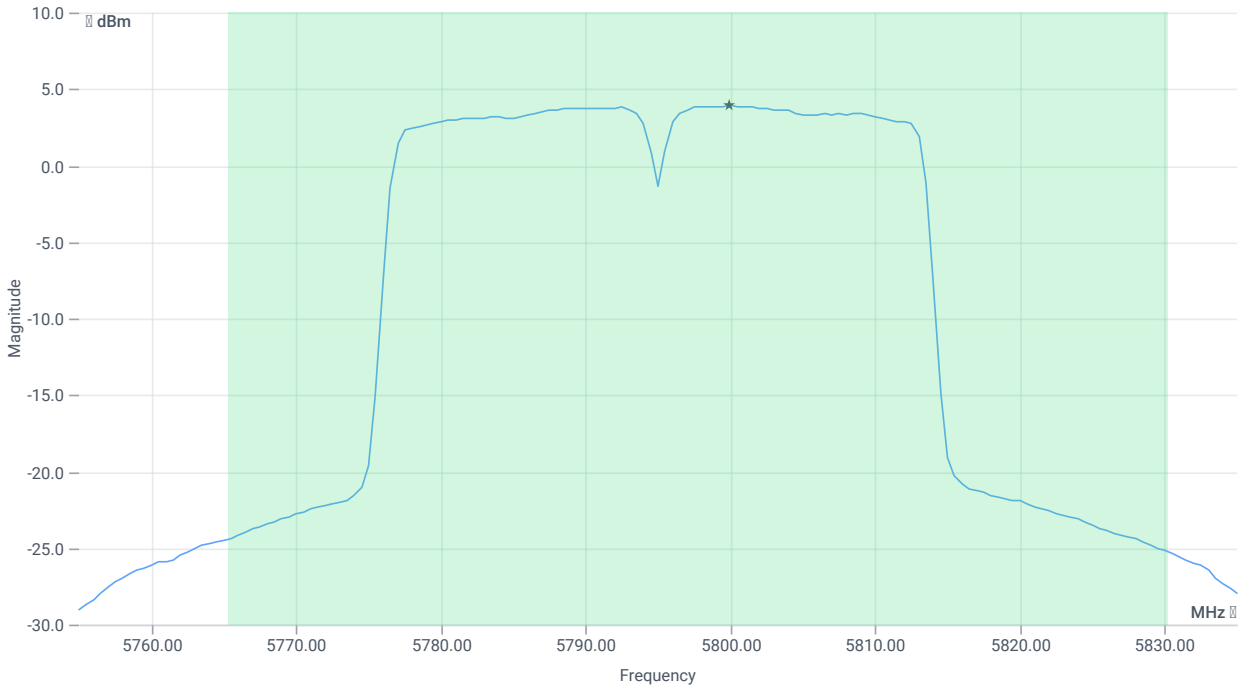

Max OP and PSD

RESULT

DESCRIPTION	LOWER LIMIT	UPPER LIMIT	MEASURED	UNIT	VERDICT
Max Output Power	---	---	18.61	dBm	INFO
Duty Cycle Correction	---	---	1.25	dB	INFO
Limit absolute					
Max Output Power DC corrected	---	30	19.86	dBm	PASS
Limit: 11 dBm + 10 log 64.88					
Max Output Power DC corrected	---	29.12	19.86	dBm	na

Power Spectral Density U-NII-3

READ SA SETTINGS:

RefLevel [dBm] | RefLevelOffset [dB] | InpAtt [dB]	25.19 | 16.77 | 25
Start [MHz] | Stop [MHz]	5755.000 | 5835.000
RBW [MHz] | VBW [MHz]	0.500000 | 3.000000
Detector | TraceMode	RMS | MAXH
Sweep: time [ms] | count | points per Section | type	53700 | 1 | 161 | SWE

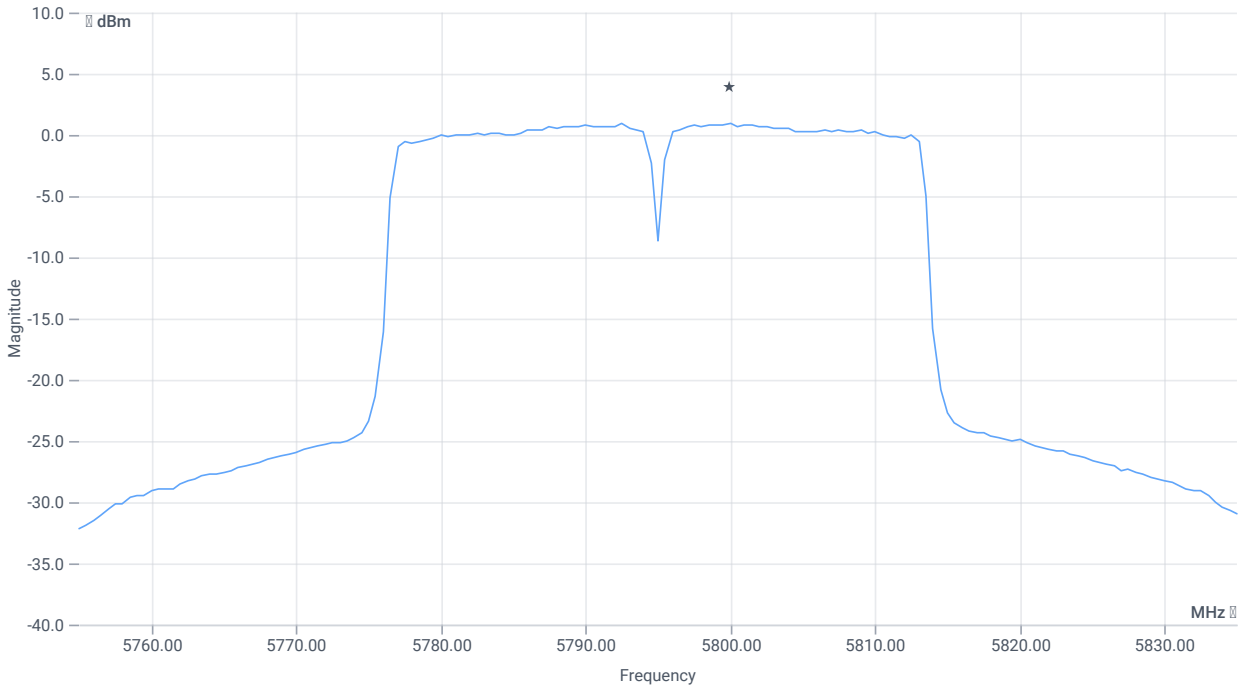

PSD UNII-3

RESULT

DESCRIPTION	LOWER LIMIT	UPPER LIMIT	MEASURED	UNIT	VERDICT
Power Spectral Density	---	---	0.98	dBm/0.5MHz	INFO
Duty Cycle Correction	---	---	1.25	dB	INFO
Power Spectral Density DC corrected	---	30	2.23	dBm/0.5MHz	PASS

Verdict
PASS

FCC 15.407, ISED RSS247 # Bandwidths 99PCT and 20dB ~ WLAN5Gx n-HT40 mode U-NII-3

References

TC start	19.01.2024 08:58:29
Ambit temp [°C] | humidity [rel%]	21.0 | 28
System version	4.7.1.5
Standard | Version	FCC 15.407, ISED RSS247 | NI
Method	26dB Bandwidth KDB789033 D02, C.1 / ISED RSS-GEN
Description	FCC 15.407 Bandwidths - WLAN5Gx n-HT40 mode U-NII-3
Information	

EUT Common Settings WLAN5Gx

Number of Antenna Ports	2
User Interaction	No
Device Class UNII_1	Client
Limit W52 Japan	Standard

Test Parameter

Technology to test	WLAN5Gx n-HT40 mode
Antenna port used	2
Temperature	nom
Voltage	nom
Frequency low to test	False | Freq [MHz] 5755
Frequency mid to test	False | Freq [MHz] 0
Frequency high to test	True | Freq [MHz] 5795
Auto control enabled power supply | Climatic Box	No | No
Additional path loss [dB]	1.4
Full path name | type	EUT - SignalingUnit - SpectrumAnalyzer

Equipment

Signal analyzer,Rohde&Schwarz,FSV-40,1307.9002K40/101042,3.70
Switch matrix,CTCadvanced,SPM-4 NI DAQ,28016133,NI

Test at TX 5795 MHz

RESULT: Reference Power cond.

DESCRIPTION	LOWER LIMIT	UPPER LIMIT	MEASURED	UNIT	VERDICT
Ref. Power 1MHz/1MHz cond.	---	---	12.72	dBm	INFO
Ref. Frequency	---	---	5793.400	MHz	INFO

READ SA SETTINGS:

RefLevel [dBm] | RefLevelOffset [dB] | InpAtt [dB]	20.72 | 16.77 | 20
Start [MHz] | Stop [MHz]	5745.000 | 5845.000
RBW [MHz] | VBW [MHz]	0.500000 | 3.000000
Detector | TraceMode	POS | MAXH
Sweep: time [ms] | count | points per Section | type	1 | 2500 | 1001 | SWE

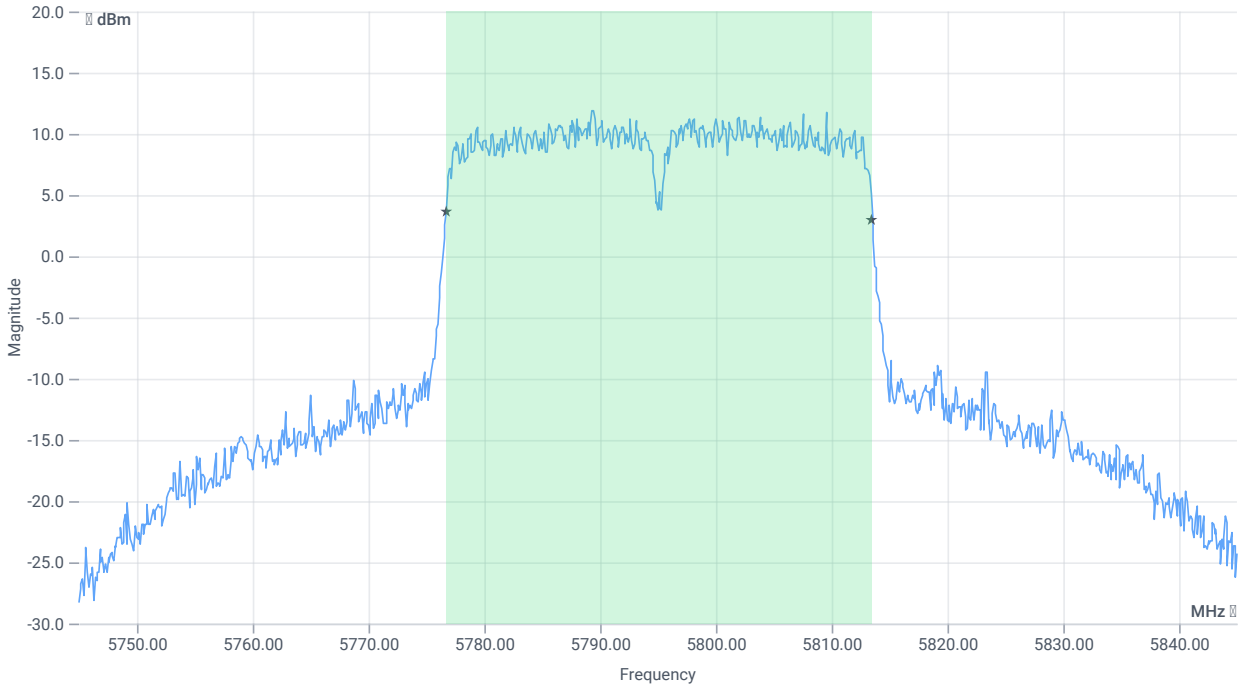

BW 99PCT

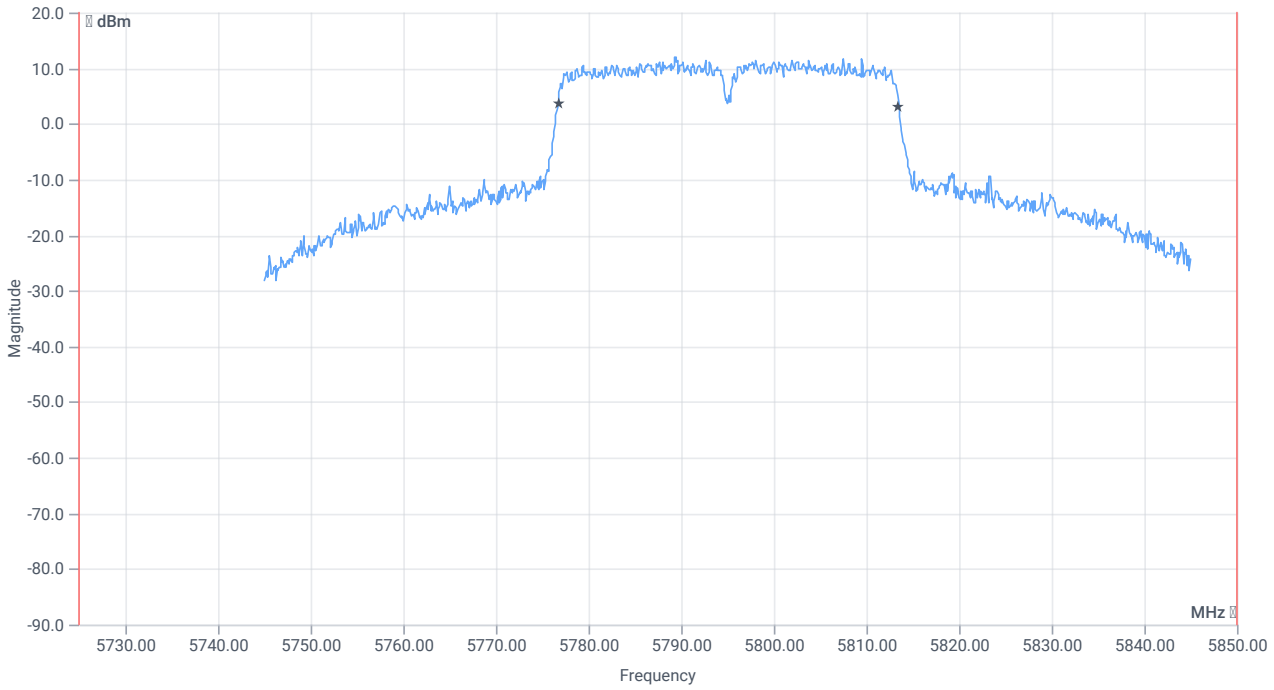

BW within Band 99PCT

RESULT

DESCRIPTION	LOWER LIMIT	UPPER LIMIT	MEASURED	UNIT	VERDICT
Bandwidth 99%	---	---	36.763	MHz	INFO
T1 99%	5725.000000	---	5776.7183	MHz	PASS
T2 99%	---	5850.000000	5813.4815	MHz	PASS

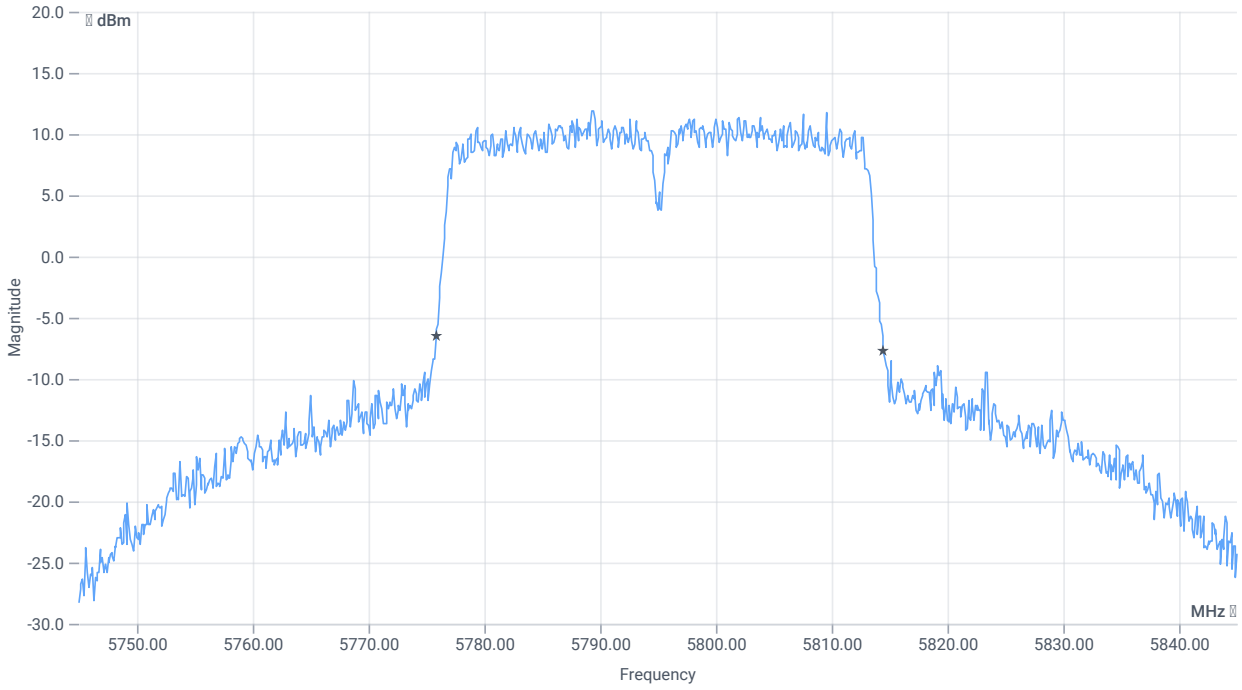

BW 20dB

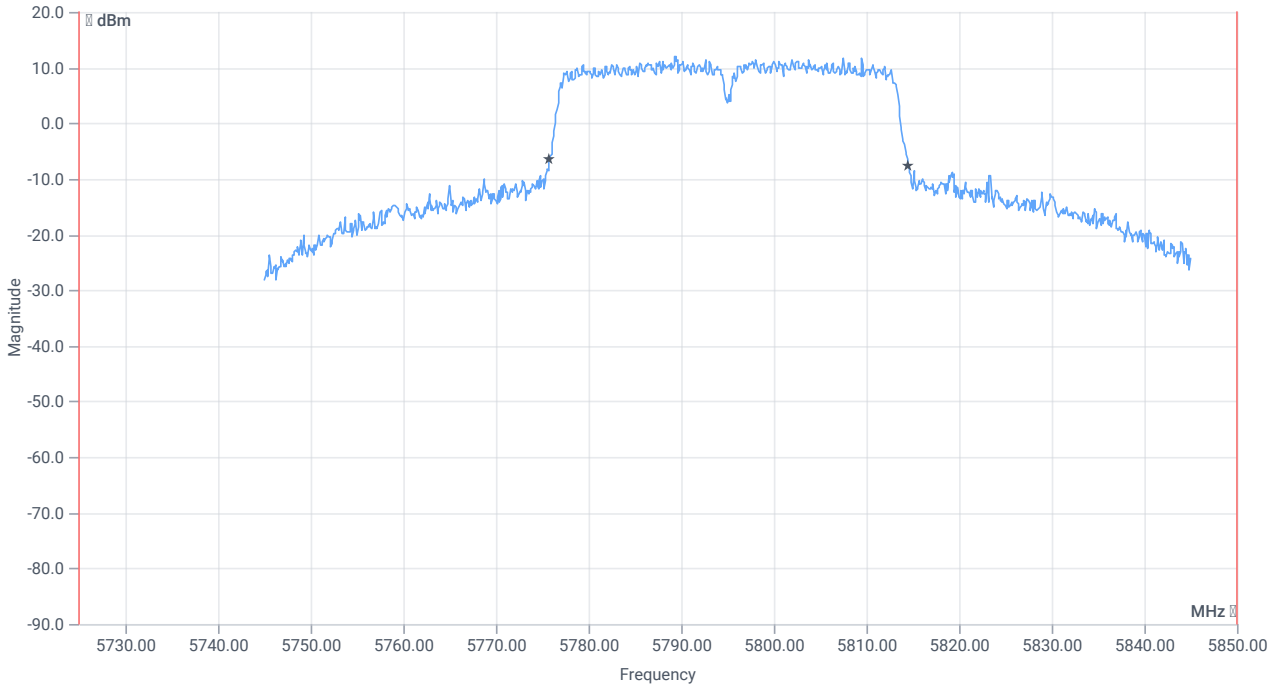

BW within Band 20dB

RESULT

DESCRIPTION	LOWER LIMIT	UPPER LIMIT	MEASURED	UNIT	VERDICT
Bandwidth 20dB	---	---	38.7	MHz	INFO
T1 20dB	5725.000000	---	5775.8000	MHz	PASS
T2 20dB	---	5850.000000	5814.5000	MHz	PASS

Verdict
PASS

FCC 15.407, ISED RSS247 # Minimum emission bandwidth ~ WLAN5Gx n-HT40 mode U-NII-3

References

TC start	19.01.2024 08:58:59
Ambit temp [°C] | humidity [rel%]	21.0 | 28
System version	4.7.1.5
Standard | Version	FCC 15.407, ISED RSS247 | NI
Method	KDB789033 D02, C.2.
Description	FCC 15.407 Min Emission Bandwidth - WLAN5Gx n-HT40 mode U-NII-3
Information	

EUT Common Settings WLAN5Gx

Number of Antenna Ports	2
User Interaction	No
Device Class UNII_1	Client
Limit W52 Japan	Standard

Test Parameter

Technology to test	WLAN5Gx n-HT40 mode
Antenna port used	2
Temperature	nom
Voltage	nom
Frequency low to test	False | Freq [MHz] 5755
Frequency mid to test	False | Freq [MHz] 0
Frequency high to test	True | Freq [MHz] 5795
Auto control enabled power supply | Climatic Box	No | No
Additional path loss [dB]	1.4
Full path name | type	EUT - SignalingUnit - SpectrumAnalyzer

Equipment

Signal analyzer,Rohde&Schwarz,FSV-40,1307.9002K40/101042,3.70
Switch matrix,CTCadvanced,SPM-4 NI DAQ,28016133,NI

Test at TX 5795 MHz

RESULT: Reference Power cond.

DESCRIPTION	LOWER LIMIT	UPPER LIMIT	MEASURED	UNIT	VERDICT
Ref. Power 1MHz/1MHz cond.	---	---	13.33	dBm	INFO
Ref. Frequency	---	---	5800.790	MHz	INFO

READ SA SETTINGS:

RefLevel [dBm] | RefLevelOffset [dB] | InpAtt [dB]	25.33 | 16.77 | 25
Start [MHz] | Stop [MHz]	5745.000 | 5845.000
RBW [MHz] | VBW [MHz]	0.100000 | 0.300000
Detector | TraceMode	POS | MAXH
Sweep: time [ms] | count | points per Section | type	2 | 1500 | 1001 | SWE

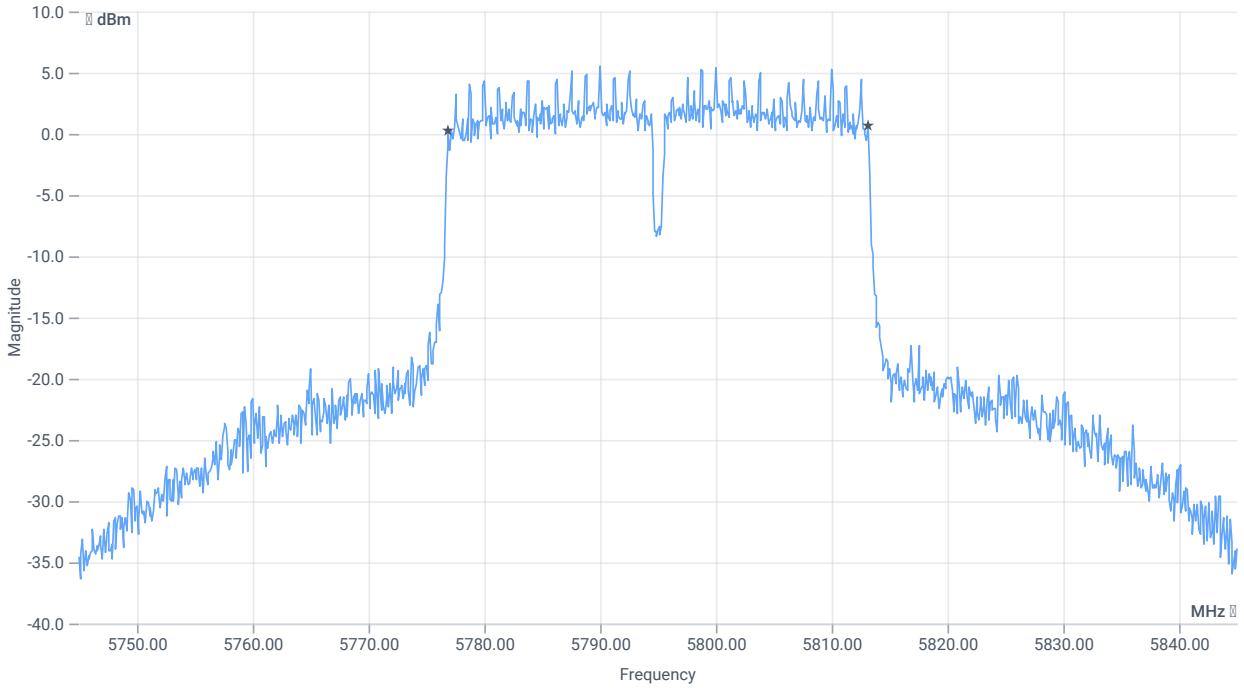

BW 6dB

RESULT

DESCRIPTION	LOWER LIMIT	UPPER LIMIT	MEASURED	UNIT	VERDICT
Bandwidth (6dB)	0.500	---	36.3	MHz	PASS

Verdict
PASS

FCC 15.407 # MIMO ∑ Max output power and psd ~ WLAN5Gx n-HT40 mode U-NII-3

References

TC start	19.01.2024 08:59:25
Ambit temp [°C] | humidity [rel%]	21.0 | 28
System version	4.7.1.5
Standard | Version	FCC 15.407 | NI
Method	
Description	MIMO ∑ FCC Power & psd - WLAN5Gx n-HT40 mode U-NII-3
Information	

EUT Common Settings WLAN5Gx

Number of Antenna Ports	2
User Interaction	No
Device Class UNII_1	Client
Limit W52 Japan	Standard

Test Parameter

Technology to test	WLAN5Gx n-HT40 mode
Antenna port used	several
Temperature	nom
Voltage	nom
Frequency low to test	False | Freq [MHz] 5755
Frequency mid to test	False | Freq [MHz] 0
Frequency high to test	True | Freq [MHz] 5795
Auto control enabled power supply | Climatic Box	No | No
Additional path loss [dB]	1.4
Full path name | type	None

Equipment

Test at TX 5795 MHz

RESULT Power

DESCRIPTION	LOWER LIMIT	UPPER LIMIT	MEASURED	UNIT	VERDICT
Ant:1 Max Output Power DC corrected	---	---	20.43	dBm	INFO
Ant:1 BW 26dB	---	---	69.440	MHz	INFO
Ant:2 Max Output Power DC corrected	---	---	19.86	dBm	INFO
Ant:2 BW 26dB	---	---	64.880	MHz	INFO
∑ Limit absolute	---	30	23.16	dBm	PASS
∑ Limit: 11 dBm + 10 log 64.88	---	29.12	23.16	dBm	na

RESULT PSD

DESCRIPTION	LOWER LIMIT	UPPER LIMIT	MEASURED	UNIT	VERDICT
Ant:1 PSD	---	---	2.72	dBm/0.5MHz	INFO
Ant:2 PSD	---	---	2.23	dBm/0.5MHz	INFO
∑	---	30	5.49	dBm/0.5MHz	PASS

Verdict
PASS

FCC 15.407, ISED RSS247 # Emission mask (eirp) ~ WLAN5Gx n-HT40 mode U-NII-3

References

TC start	19.01.2024 14:06:26
Ambit temp [°C] | humidity [rel%]	22.8 | 23
System version	4.7.1.5
Standard | Version	FCC 15.407, ISED RSS247 | NI
Method	NI
Description	FCC 15.407 Emission mask - WLAN5Gx n-HT40 mode U-NII-3
Information	

EUT Common Settings WLAN5Gx

Number of Antenna Ports	2
User Interaction	No
Device Class UNII_1	Client
Limit W52 Japan	Standard

Test Parameter

Technology to test	WLAN5Gx n-HT40 mode
Antenna port used	1
Temperature	nom
Voltage	nom
Frequency low to test	False | Freq [MHz] 5755
Frequency mid to test	False | Freq [MHz] 0
Frequency high to test	True | Freq [MHz] 5795
Auto control enabled power supply | Climatic Box	No | No
Additional path loss [dB]	3.4
Full path name | type	EUT - SignalingUnit - SpectrumAnalyzer

Equipment

Signal analyzer,Rohde&Schwarz,FSV-40,1307.9002K40/101042,3.70
Switch matrix,CTCadvanced,SPM-4 NI DAQ,28016133,NI

Test at TX 5795 MHz

RESULT: Reference Power cond.

DESCRIPTION	LOWER LIMIT	UPPER LIMIT	MEASURED	UNIT	VERDICT
Ref. Power 1MHz/1MHz cond.	---	---	15.03	dBm	INFO
Ref. Frequency	---	---	5792.200	MHz	INFO

Antenna gain

Considered antenna gain [dBi]:	2 / max found in range 5625 to 5950 MHz

READ SA SETTINGS:

RefLevel [dBm] | RefLevelOffset [dB] | InpAtt [dB]	18.03 | 18.77 | 15
Start [MHz] | Stop [MHz]	5625.000 | 5950.000
RBW [MHz] | VBW [MHz]	1.000000 | 3.000000
Detector | TraceMode	POS | MAXH
Sweep: time [ms] | count | points per Section | type	1 | 2500 | 1001 | SWE

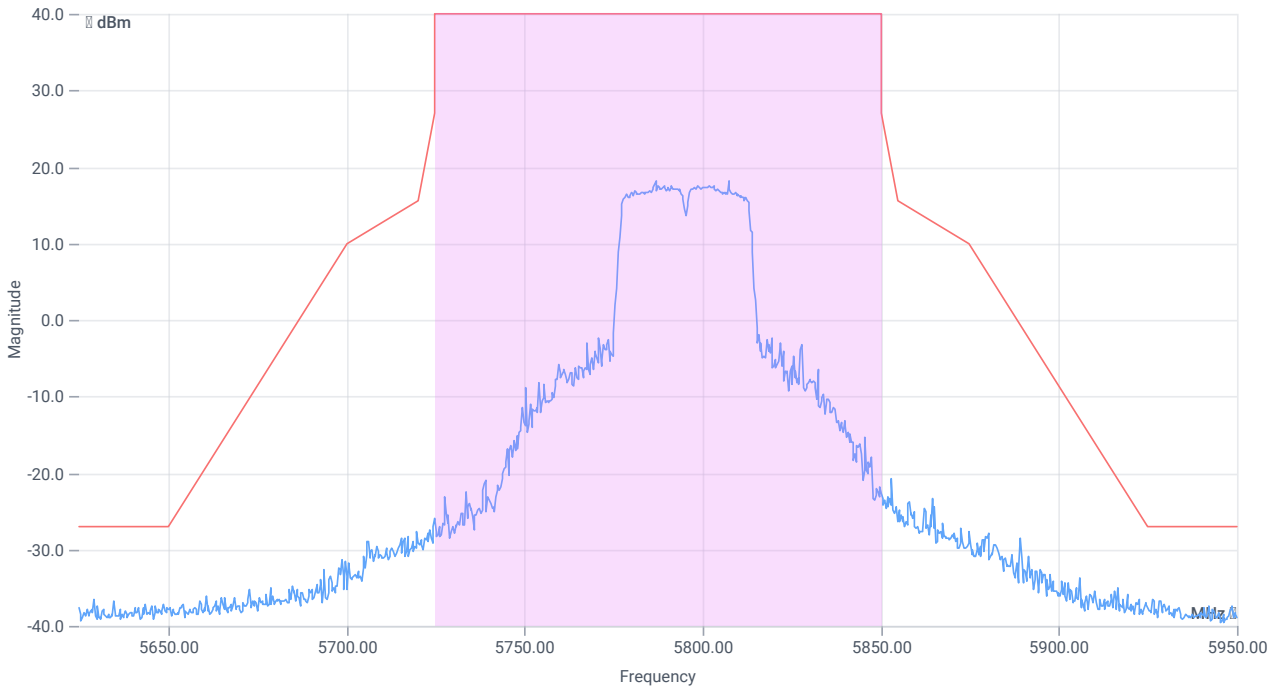

Emission Mask (e.i.r.p)

RESULT

DESCRIPTION	LOWER LIMIT	UPPER LIMIT	MEASURED	UNIT	VERDICT

Verdict
PASS

FCC 15.407, ISED RSS247 # Emission mask (eirp) ~ WLAN5Gx n-HT40 mode U-NII-3

References

TC start	19.01.2024 14:07:03
Ambit temp [°C] | humidity [rel%]	22.8 | 23
System version	4.7.1.5
Standard | Version	FCC 15.407, ISED RSS247 | NI
Method	NI
Description	FCC 15.407 Emission mask - WLAN5Gx n-HT40 mode U-NII-3
Information	

EUT Common Settings WLAN5Gx

Number of Antenna Ports	2
User Interaction	No
Device Class UNII_1	Client
Limit W52 Japan	Standard

Test Parameter

Technology to test	WLAN5Gx n-HT40 mode
Antenna port used	2
Temperature	nom
Voltage	nom
Frequency low to test	False | Freq [MHz] 5755
Frequency mid to test	False | Freq [MHz] 0
Frequency high to test	True | Freq [MHz] 5795
Auto control enabled power supply | Climatic Box	No | No
Additional path loss [dB]	3.4
Full path name | type	EUT - SignalingUnit - SpectrumAnalyzer

Equipment

Signal analyzer,Rohde&Schwarz,FSV-40,1307.9002K40/101042,3.70
Switch matrix,CTCadvanced,SPM-4 NI DAQ,28016133,NI

Test at TX 5795 MHz

RESULT: Reference Power cond.

DESCRIPTION	LOWER LIMIT	UPPER LIMIT	MEASURED	UNIT	VERDICT
Ref. Power 1MHz/1MHz cond.	---	---	15.91	dBm	INFO
Ref. Frequency	---	---	5799.000	MHz	INFO

Antenna gain

Considered antenna gain [dBi]:	2 / max found in range 5625 to 5950 MHz

READ SA SETTINGS:

RefLevel [dBm] | RefLevelOffset [dB] | InpAtt [dB]	18.91 | 18.77 | 20
Start [MHz] | Stop [MHz]	5625.000 | 5950.000
RBW [MHz] | VBW [MHz]	1.000000 | 3.000000
Detector | TraceMode	POS | MAXH
Sweep: time [ms] | count | points per Section | type	1 | 2500 | 1001 | SWE

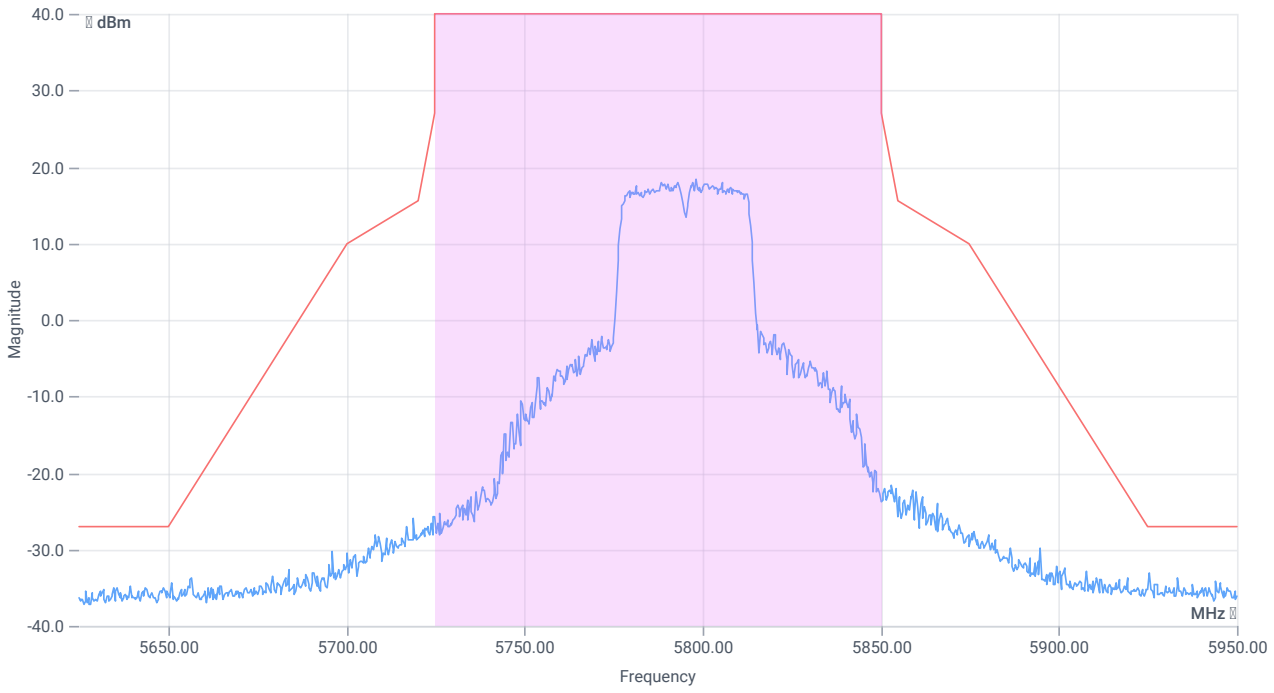

Emission Mask (e.i.r.p)

RESULT

DESCRIPTION	LOWER LIMIT	UPPER LIMIT	MEASURED	UNIT	VERDICT

Verdict
PASS

- END OF DOCUMENT -