Measurement Results

No.1-4095/22-01-04_Annex_MR_A1

Test logging

This document is electronically signed and valid without handwritten signature.
For verification of the electronic signatures, the public keys can be requested at the testing laboratory.

Document authorized:

cn=Marco Bertolino, o=CTC advanced GmbH, ou=BTL-211209, email=marco.bertolino@ctcadvanced.com, c=DE
2022.08.30 14:28:22 +02'00'

Michael Dorongovski
Lab Manager
Radio Communications

Test/s performed:

cn=Andreas Kurzkurt, o=CTC advanced GmbH, ou=KZK-200114, email=Andreas.Kurzkurt@ctcadvanced.com, c=DE

Andreas Kurzkurt
Testing Manager
Radio Communications

Table of Content

EUT Information 3
FCC 15.247 # Avg power spectral density DTS ~ WLAN2G4 b mode 4
FCC 15.247 # Avg power spectral density DTS ~ WLAN2G4 b mode 7
FCC 15.247 # Avg power spectral density DTS ~ WLAN2G4 b mode 10
FCC 15.247 # Avg power spectral density DTS ~ WLAN2G4 b mode 13
FCC 15.247 # Avg power spectral density DTS ~ WLAN2G4 b mode 16
FCC 15.247 # Avg power spectral density DTS ~ WLAN2G4 b mode 19
FCC 15.247 # Bandwidth 6dB DTS ~ WLAN2G4 b mode 22
FCC 15.247 # Bandwidth 6dB DTS ~ WLAN2G4 b mode 24
FCC 15.247 # Bandwidth 6dB DTS ~ WLAN2G4 b mode 26
FCC 15.247 # Bandwidth 6dB DTS ~ WLAN2G4 b mode 28
FCC 15.247 # Bandwidth 6dB DTS ~ WLAN2G4 b mode 30
FCC 15.247 # Bandwidth 6dB DTS ~ WLAN2G4 b mode 32
FCC 15.247, ISED RSS247 # Bandwidth 99PCT and 20dB ~ WLAN2G4 b mode 34
FCC 15.247, ISED RSS247 # Bandwidth 99PCT and 20dB ~ WLAN2G4 b mode 38
FCC 15.247, ISED RSS247 # Bandwidth 99PCT and 20dB ~ WLAN2G4 b mode 42
FCC 15.247, ISED RSS247 # Bandwidth 99PCT and 20dB ~ WLAN2G4 b mode 46
FCC 15.247, ISED RSS247 # Bandwidth 99PCT and 20dB ~ WLAN2G4 b mode 50
FCC 15.247, ISED RSS247 # Bandwidth 99PCT and 20dB ~ WLAN2G4 b mode 54
FCC 15.247 # Maximum avg conducted output power SA DTS ~ WLAN2G4 b mode 58
FCC 15.247 # Maximum avg conducted output power SA DTS ~ WLAN2G4 b mode 61
FCC 15.247 # Maximum avg conducted output power SA DTS ~ WLAN2G4 b mode 64
FCC 15.247 # Maximum avg conducted output power SA DTS ~ WLAN2G4 b mode 67
FCC 15.247 # Maximum avg conducted output power SA DTS ~ WLAN2G4 b mode 70
FCC 15.247 # Maximum avg conducted output power SA DTS ~ WLAN2G4 b mode 73
FCC 15.247 # TX spurious conducted 30dBc ~ WLAN2G4 b mode 76
FCC 15.247 # TX spurious conducted 30dBc ~ WLAN2G4 b mode 79
FCC 15.247 # TX spurious conducted 30dBc ~ WLAN2G4 b mode 82
FCC 15.247 # TX spurious conducted 30dBc ~ WLAN2G4 b mode 85
FCC 15.247 # TX spurious conducted 30dBc ~ WLAN2G4 b mode 88
FCC 15.247 # TX spurious conducted 30dBc ~ WLAN2G4 b mode 91

EUT Information

EUT DEFINITION	
Manufacturer	Sagemcom
Type	DIW377 UHD ALT US
Serial Number	NI
Setup Number	1.0
Version SW	NI
Version FW	NI
Version HW	NI
Comment 1	
Comment 2	
Temperature [°C] Min	-20
Temperature [°C] Nom	20
Temperature [°C] Max	55
Voltage [V] Min	3.3
Voltage [V] Nom	3.8
Voltage [V] Max	4.2

FCC 15.247 # Avg power spectral density DTS ~ WLAN2G4 b mode

Test References	
TC Start	06.07.2022 08:09:33
Ambit Temp [°C] | Humidity [rel%]	19.5 | 48
System Version	3.2.0.2
Test Specification	FCC 15.247 -
Test Method	ANSI C63.10-2013 Chapter 11.10.5 or.3
TC Version	0.0.1
My Description	FCC 15.247 Avg Power Spectral Density DTS - WLAN2G4 b mode
Add. Information	

EUT Common Settings WLAN2G4	
Number of Antenna Ports	2
User Interaction	No

Test Parameter	
Technology to test	WLAN2G4 b mode
Antenna Port used	1
Temperature	nom
Voltage	nom
Frequency low to test	True | Freq [MHz] 2412
Frequency mid to test	False | Freq [MHz] 2437
Frequency high to test	False | Freq [MHz] 2462
Auto Control enabled Power Supply | Climatic Box	No | No
Additional Path Loss [dB]	0.7
Switched Path	EUT - SignalingUnit - SpectrumAnalyzer

Test Equipment
Signal analyzer,Rohde&Schwarz,FSV-40,1307.9002K40/101042,3.70
Switch matrix,CTCadvanced,SPM-4 NI DAQ,28016133,NI

Test at TX 2412 MHz

RESULT: Reference Power cond.					
Test Description	Lower Limit	Upper Limit	Measured	Unit	Verdict
Ref. Power 1MHz/1MHz cond.	---	---	15.27	dBm	INFO
Ref. Frequency	---	---	2413.200	MHz	INFO

Evaluation max. Duty Cycle

Duty Cycle evaluation					
Test Description	Lower Limit	Upper Limit	Measured	Unit	Verdict
Result Summary					
Number of detected Bursts:6					
Duty Cycle (Burst Ratio) max	---	---	0.948	---	INFO
Duty Cycle max	---	---	0.232	dB	INFO
Duty Cycle (Burst Ratio) min	---	---	0.948	---	INFO
Duty Cycle min	---	---	0.232	dB	INFO
Max TX Burst Length	---	---	12.4	ms	INFO
Min Gap Length	---	---	0.675	ms	INFO
Max Gap Length	---	---	0.675	ms	INFO

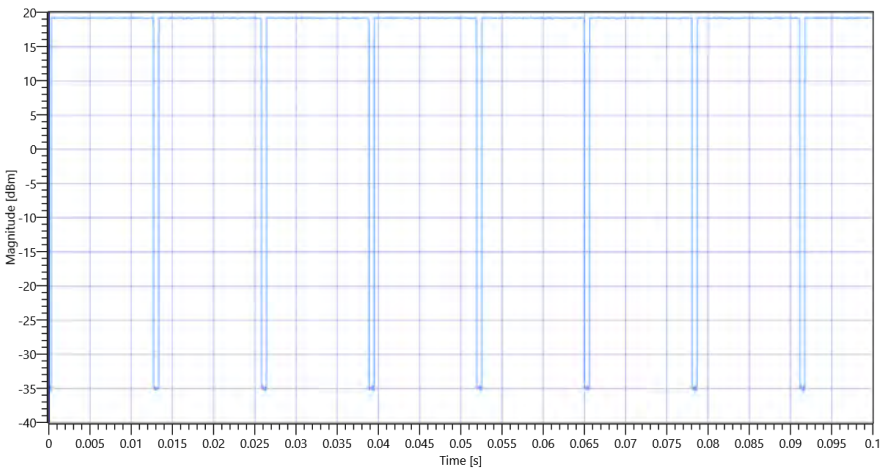

FCC 15.247 # Avg power spectral density DTS ~ WLAN2G4 b mode 2412 MHz - DutyCycle

Avg. PSD

READ SA SETTINGS:	
RefLevel [dBm] | RefLevelOffset [dB] | InpAtt [dB]	20.27 | 15.93 | 20
Start [MHz] | Stop [MHz]	2397.000 | 2427.000
RBW [MHz] | VBW [MHz]	0.003000 | 0.010000
Detector | TraceMode	RMS | AVER
Sweep: Time [ms] | Count | Points per Section | Type	334 | 100 | 1001 | SWE

RESULT					
Test Description	Lower Limit	Upper Limit	Measured	Unit	Verdict

RESULT					
Test Description	Lower Limit	Upper Limit	Measured	Unit	Verdict
Avg PSD uncorrected	---	---	-11.78	dBm	INFO
Duty cycle correction	---	---	0.23	dB	INFO
Avg PSD DC corrected	---	8	-11.55	dBm/3KHz	PASS

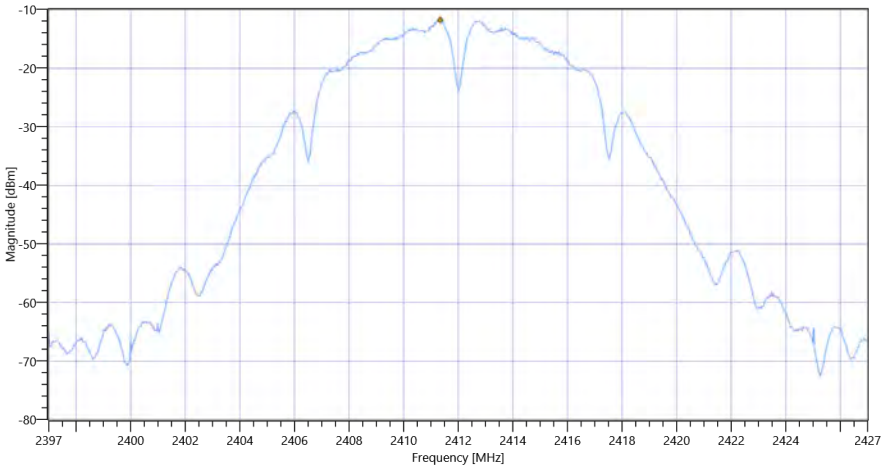

FCC 15.247 # Avg power spectral density DTS ~ WLAN2G4 b mode

General verdict	PASS

FCC 15.247 # Avg power spectral density DTS ~ WLAN2G4 b mode

Test References	
TC Start	06.07.2022 08:25:18
Ambit Temp [°C] | Humidity [rel%]	20.3 | 46
System Version	3.2.0.2
Test Specification	FCC 15.247 -
Test Method	ANSI C63.10-2013 Chapter 11.10.5 or.3
TC Version	0.0.1
My Description	FCC 15.247 Avg Power Spectral Density DTS - WLAN2G4 b mode
Add. Information	

EUT Common Settings WLAN2G4	
Number of Antenna Ports	2
User Interaction	No

Test Parameter	
Technology to test	WLAN2G4 b mode
Antenna Port used	1
Temperature	nom
Voltage	nom
Frequency low to test	False | Freq [MHz] 2412
Frequency mid to test	True | Freq [MHz] 2437
Frequency high to test	False | Freq [MHz] 2462
Auto Control enabled Power Supply | Climatic Box	No | No
Additional Path Loss [dB]	0.7
Switched Path	EUT - SignalingUnit - SpectrumAnalyzer

Test Equipment
Signal analyzer,Rohde&Schwarz,FSV-40,1307.9002K40/101042,3.70
Switch matrix,CTCadvanced,SPM-4 NI DAQ,28016133,NI

Test at TX 2437 MHz

RESULT: Reference Power cond.					
Test Description	Lower Limit	Upper Limit	Measured	Unit	Verdict
Ref. Power 1MHz/1MHz cond.	---	---	14.29	dBm	INFO
Ref. Frequency	---	---	2438.200	MHz	INFO

Evaluation max. Duty Cycle

Duty Cycle evaluation					
Test Description	Lower Limit	Upper Limit	Measured	Unit	Verdict
Result Summary					
Number of detected Bursts:6					
Duty Cycle (Burst Ratio) max	---	---	0.948	---	INFO
Duty Cycle max	---	---	0.232	dB	INFO
Duty Cycle (Burst Ratio) min	---	---	0.948	---	INFO
Duty Cycle min	---	---	0.232	dB	INFO
Max TX Burst Length	---	---	12.4	ms	INFO
Min Gap Length	---	---	0.675	ms	INFO
Max Gap Length	---	---	0.675	ms	INFO

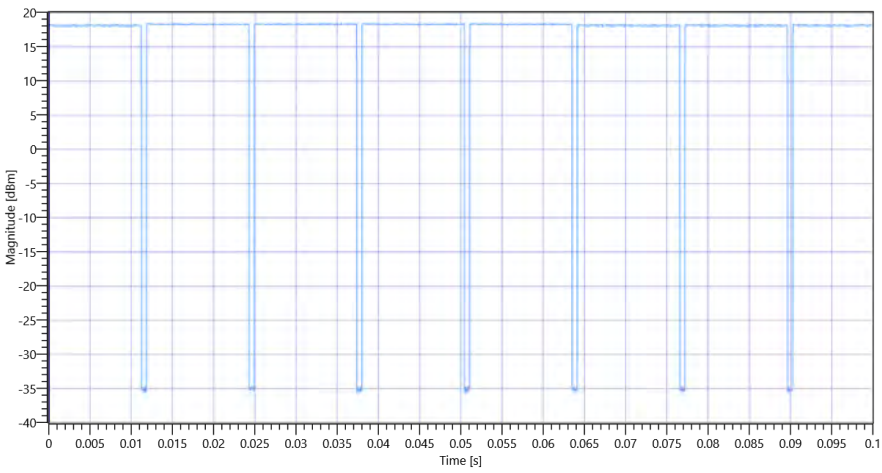

FCC 15.247 # Avg power spectral density DTS ~ WLAN2G4 b mode 2437 MHz - DutyCycle

Avg. PSD

READ SA SETTINGS:	
RefLevel [dBm] | RefLevelOffset [dB] | InpAtt [dB]	19.29 | 15.7 | 20
Start [MHz] | Stop [MHz]	2422.000 | 2452.000
RBW [MHz] | VBW [MHz]	0.003000 | 0.010000
Detector | TraceMode	RMS | AVER
Sweep: Time [ms] | Count | Points per Section | Type	334 | 100 | 1001 | SWE

RESULT					
Test Description	Lower Limit	Upper Limit	Measured	Unit	Verdict

RESULT					
Test Description	Lower Limit	Upper Limit	Measured	Unit	Verdict
Avg PSD uncorrected	---	---	-12.66	dBm	INFO
Duty cycle correction	---	---	0.23	dB	INFO
Avg PSD DC corrected	---	8	-12.43	dBm/3KHz	PASS

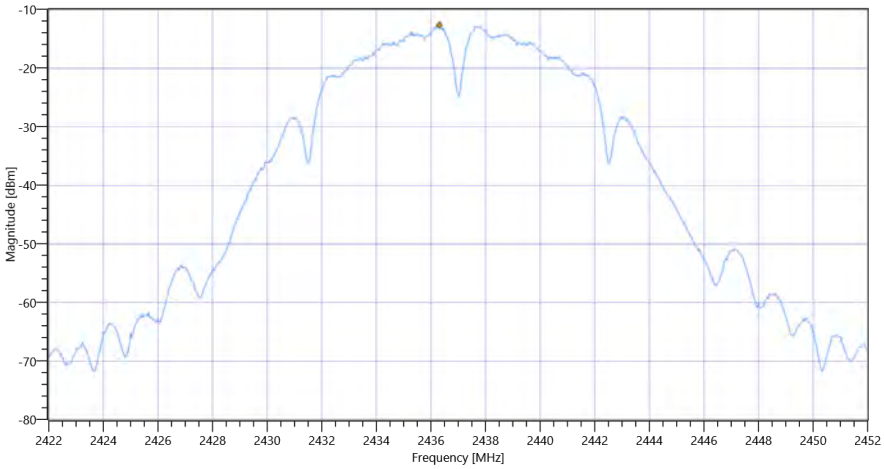

FCC 15.247 # Avg power spectral density DTS ~ WLAN2G4 b mode

General verdict	PASS

FCC 15.247 # Avg power spectral density DTS ~ WLAN2G4 b mode

Test References	
TC Start	06.07.2022 08:41:17
Ambit Temp [°C] | Humidity [rel%]	20.9 | 45
System Version	3.2.0.2
Test Specification	FCC 15.247 -
Test Method	ANSI C63.10-2013 Chapter 11.10.5 or.3
TC Version	0.0.1
My Description	FCC 15.247 Avg Power Spectral Density DTS - WLAN2G4 b mode
Add. Information	

EUT Common Settings WLAN2G4	
Number of Antenna Ports	2
User Interaction	No

Test Parameter	
Technology to test	WLAN2G4 b mode
Antenna Port used	1
Temperature	nom
Voltage	nom
Frequency low to test	False | Freq [MHz] 2412
Frequency mid to test	False | Freq [MHz] 2437
Frequency high to test	True | Freq [MHz] 2462
Auto Control enabled Power Supply | Climatic Box	No | No
Additional Path Loss [dB]	0.7
Switched Path	EUT - SignalingUnit - SpectrumAnalyzer

Test Equipment
Signal analyzer,Rohde&Schwarz,FSV-40,1307.9002K40/101042,3.70
Switch matrix,CTCadvanced,SPM-4 NI DAQ,28016133,NI

Test at TX 2462 MHz

RESULT: Reference Power cond.					
Test Description	Lower Limit	Upper Limit	Measured	Unit	Verdict
Ref. Power 1MHz/1MHz cond.	---	---	13.77	dBm	INFO
Ref. Frequency	---	---	2460.800	MHz	INFO

Evaluation max. Duty Cycle

Duty Cycle evaluation					
Test Description	Lower Limit	Upper Limit	Measured	Unit	Verdict
Result Summary					
Number of detected Bursts:6					
Duty Cycle (Burst Ratio) max	---	---	0.948	---	INFO
Duty Cycle max	---	---	0.232	dB	INFO
Duty Cycle (Burst Ratio) min	---	---	0.948	---	INFO
Duty Cycle min	---	---	0.232	dB	INFO
Max TX Burst Length	---	---	12.4	ms	INFO
Min Gap Length	---	---	0.675	ms	INFO
Max Gap Length	---	---	0.675	ms	INFO

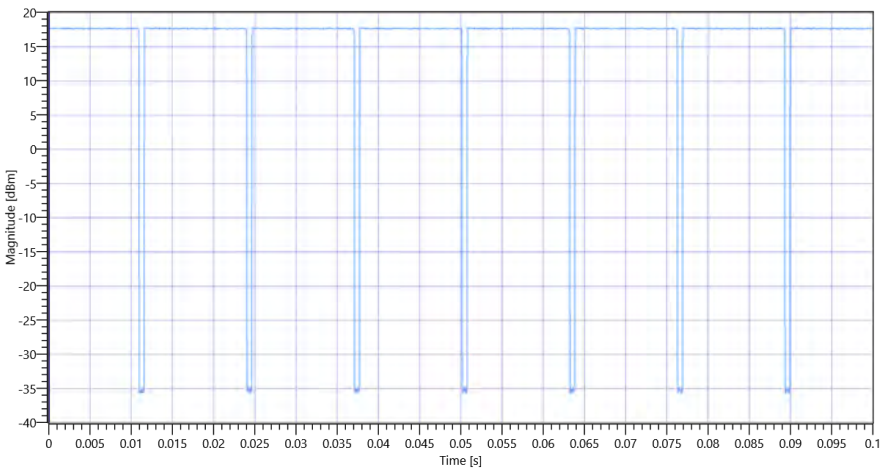

FCC 15.247 # Avg power spectral density DTS ~ WLAN2G4 b mode 2462 MHz - DutyCycle

Avg. PSD

READ SA SETTINGS:	
RefLevel [dBm] | RefLevelOffset [dB] | InpAtt [dB]	18.77 | 15.54 | 20
Start [MHz] | Stop [MHz]	2447.000 | 2477.000
RBW [MHz] | VBW [MHz]	0.003000 | 0.010000
Detector | TraceMode	RMS | AVER
Sweep: Time [ms] | Count | Points per Section | Type	334 | 100 | 1001 | SWE

RESULT					
Test Description	Lower Limit	Upper Limit	Measured	Unit	Verdict

RESULT					
Test Description	Lower Limit	Upper Limit	Measured	Unit	Verdict
Avg PSD uncorrected	---	---	-13.25	dBm	INFO
Duty cycle correction	---	---	0.23	dB	INFO
Avg PSD DC corrected	---	8	-13.02	dBm/3KHz	PASS

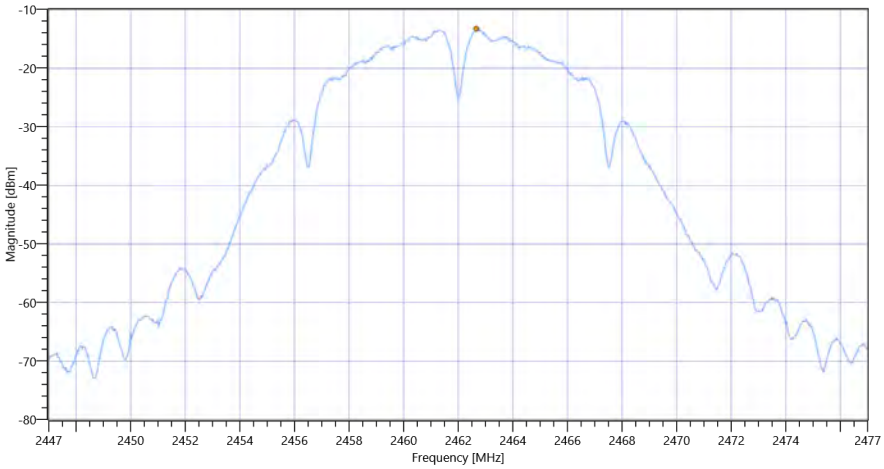

FCC 15.247 # Avg power spectral density DTS ~ WLAN2G4 b mode

General verdict	PASS

FCC 15.247 # Avg power spectral density DTS ~ WLAN2G4 b mode

Test References	
TC Start	06.07.2022 09:05:21
Ambit Temp [°C] | Humidity [rel%]	21.8 | 42
System Version	3.2.0.2
Test Specification	FCC 15.247 -
Test Method	ANSI C63.10-2013 Chapter 11.10.5 or.3
TC Version	0.0.1
My Description	FCC 15.247 Avg Power Spectral Density DTS - WLAN2G4 b mode
Add. Information	

EUT Common Settings WLAN2G4	
Number of Antenna Ports	2
User Interaction	No

Test Parameter	
Technology to test	WLAN2G4 b mode
Antenna Port used	2
Temperature	nom
Voltage	nom
Frequency low to test	True | Freq [MHz] 2412
Frequency mid to test	False | Freq [MHz] 2437
Frequency high to test	False | Freq [MHz] 2462
Auto Control enabled Power Supply | Climatic Box	No | No
Additional Path Loss [dB]	0.7
Switched Path	EUT - SignalingUnit - SpectrumAnalyzer

Test Equipment
Signal analyzer,Rohde&Schwarz,FSV-40,1307.9002K40/101042,3.70
Switch matrix,CTCadvanced,SPM-4 NI DAQ,28016133,NI

Test at TX 2412 MHz

RESULT: Reference Power cond.					
Test Description	Lower Limit	Upper Limit	Measured	Unit	Verdict
Ref. Power 1MHz/1MHz cond.	---	---	12.65	dBm	INFO
Ref. Frequency	---	---	2413.200	MHz	INFO

Evaluation max. Duty Cycle

Duty Cycle evaluation					
Test Description	Lower Limit	Upper Limit	Measured	Unit	Verdict
Result Summary					
Number of detected Bursts:7					
Duty Cycle (Burst Ratio) max	---	---	0.948	---	INFO
Duty Cycle max	---	---	0.232	dB	INFO
Duty Cycle (Burst Ratio) min	---	---	0.948	---	INFO
Duty Cycle min	---	---	0.232	dB	INFO
Max TX Burst Length	---	---	12.4	ms	INFO
Min Gap Length	---	---	0.675	ms	INFO
Max Gap Length	---	---	0.675	ms	INFO

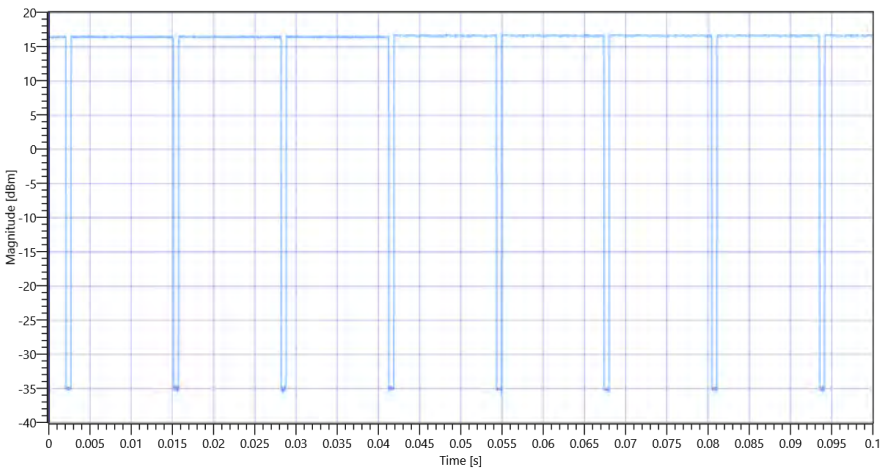

FCC 15.247 # Avg power spectral density DTS ~ WLAN2G4 b mode 2412 MHz - DutyCycle

Avg. PSD

READ SA SETTINGS:	
RefLevel [dBm] | RefLevelOffset [dB] | InpAtt [dB]	17.65 | 15.93 | 20
Start [MHz] | Stop [MHz]	2397.000 | 2427.000
RBW [MHz] | VBW [MHz]	0.003000 | 0.010000
Detector | TraceMode	RMS | AVER
Sweep: Time [ms] | Count | Points per Section | Type	334 | 100 | 1001 | SWE

RESULT					
Test Description	Lower Limit	Upper Limit	Measured	Unit	Verdict

RESULT					
Test Description	Lower Limit	Upper Limit	Measured	Unit	Verdict
Avg PSD uncorrected	---	---	-14.36	dBm	INFO
Duty cycle correction	---	---	0.23	dB	INFO
Avg PSD DC corrected	---	8	-14.13	dBm/3KHz	PASS

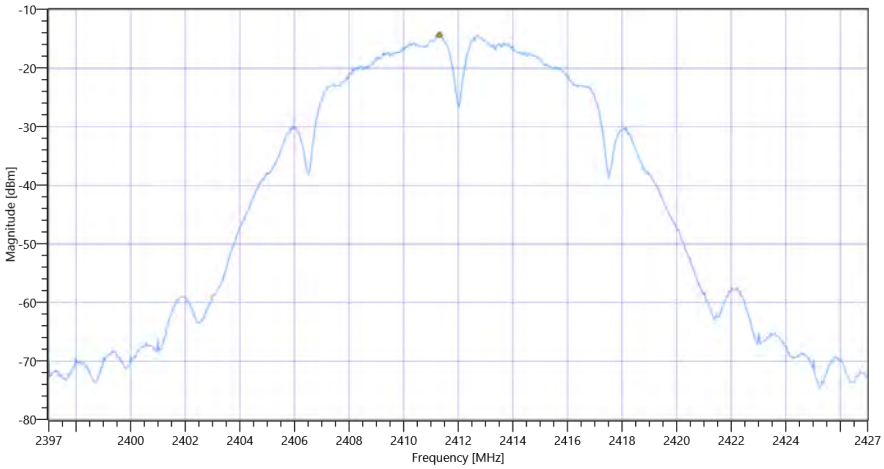

FCC 15.247 # Avg power spectral density DTS ~ WLAN2G4 b mode

General verdict	PASS

FCC 15.247 # Avg power spectral density DTS ~ WLAN2G4 b mode

Test References	
TC Start	06.07.2022 09:19:58
Ambit Temp [°C] | Humidity [rel%]	22.3 | 41
System Version	3.2.0.2
Test Specification	FCC 15.247 -
Test Method	ANSI C63.10-2013 Chapter 11.10.5 or.3
TC Version	0.0.1
My Description	FCC 15.247 Avg Power Spectral Density DTS - WLAN2G4 b mode
Add. Information	

EUT Common Settings WLAN2G4	
Number of Antenna Ports	2
User Interaction	No

Test Parameter	
Technology to test	WLAN2G4 b mode
Antenna Port used	2
Temperature	nom
Voltage	nom
Frequency low to test	False | Freq [MHz] 2412
Frequency mid to test	True | Freq [MHz] 2437
Frequency high to test	False | Freq [MHz] 2462
Auto Control enabled Power Supply | Climatic Box	No | No
Additional Path Loss [dB]	0.7
Switched Path	EUT - SignalingUnit - SpectrumAnalyzer

Test Equipment
Signal analyzer,Rohde&Schwarz,FSV-40,1307.9002K40/101042,3.70
Switch matrix,CTCadvanced,SPM-4 NI DAQ,28016133,NI

Test at TX 2437 MHz

RESULT: Reference Power cond.					
Test Description	Lower Limit	Upper Limit	Measured	Unit	Verdict
Ref. Power 1MHz/1MHz cond.	---	---	12.57	dBm	INFO
Ref. Frequency	---	---	2438.200	MHz	INFO

Evaluation max. Duty Cycle

Duty Cycle evaluation					
Test Description	Lower Limit	Upper Limit	Measured	Unit	Verdict
Result Summary					
Number of detected Bursts:6					
Duty Cycle (Burst Ratio) max	---	---	0.948	---	INFO
Duty Cycle max	---	---	0.232	dB	INFO
Duty Cycle (Burst Ratio) min	---	---	0.948	---	INFO
Duty Cycle min	---	---	0.232	dB	INFO
Max TX Burst Length	---	---	12.4	ms	INFO
Min Gap Length	---	---	0.675	ms	INFO
Max Gap Length	---	---	0.675	ms	INFO

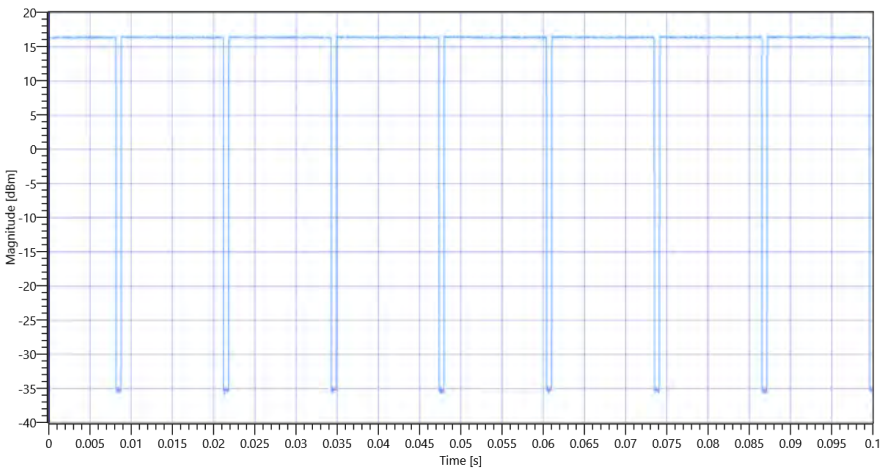

FCC 15.247 # Avg power spectral density DTS ~ WLAN2G4 b mode 2437 MHz - DutyCycle

Avg. PSD

READ SA SETTINGS:	
RefLevel [dBm] | RefLevelOffset [dB] | InpAtt [dB]	17.57 | 15.7 | 20
Start [MHz] | Stop [MHz]	2422.000 | 2452.000
RBW [MHz] | VBW [MHz]	0.003000 | 0.010000
Detector | TraceMode	RMS | AVER
Sweep: Time [ms] | Count | Points per Section | Type	334 | 100 | 1001 | SWE

RESULT					
Test Description	Lower Limit	Upper Limit	Measured	Unit	Verdict

RESULT					
Test Description	Lower Limit	Upper Limit	Measured	Unit	Verdict
Avg PSD uncorrected	---	---	-14.5	dBm	INFO
Duty cycle correction	---	---	0.23	dB	INFO
Avg PSD DC corrected	---	8	-14.27	dBm/3KHz	PASS

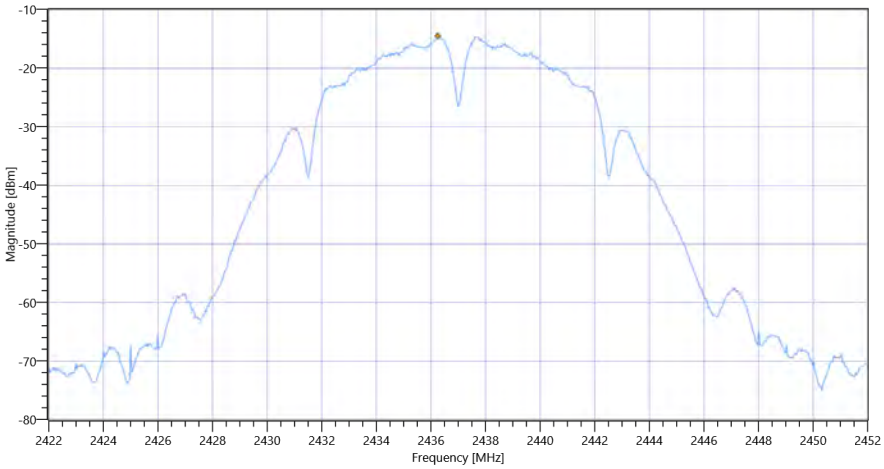

FCC 15.247 # Avg power spectral density DTS ~ WLAN2G4 b mode

General verdict	PASS

FCC 15.247 # Avg power spectral density DTS ~ WLAN2G4 b mode

Test References	
TC Start	06.07.2022 09:34:52
Ambit Temp [°C] | Humidity [rel%]	22.6 | 40
System Version	3.2.0.2
Test Specification	FCC 15.247 -
Test Method	ANSI C63.10-2013 Chapter 11.10.5 or.3
TC Version	0.0.1
My Description	FCC 15.247 Avg Power Spectral Density DTS - WLAN2G4 b mode
Add. Information	

EUT Common Settings WLAN2G4	
Number of Antenna Ports	2
User Interaction	No

Test Parameter	
Technology to test	WLAN2G4 b mode
Antenna Port used	2
Temperature	nom
Voltage	nom
Frequency low to test	False | Freq [MHz] 2412
Frequency mid to test	False | Freq [MHz] 2437
Frequency high to test	True | Freq [MHz] 2462
Auto Control enabled Power Supply | Climatic Box	No | No
Additional Path Loss [dB]	0.7
Switched Path	EUT - SignalingUnit - SpectrumAnalyzer

Test Equipment
Signal analyzer,Rohde&Schwarz,FSV-40,1307.9002K40/101042,3.70
Switch matrix,CTCadvanced,SPM-4 NI DAQ,28016133,NI

Test at TX 2462 MHz

RESULT: Reference Power cond.					
Test Description	Lower Limit	Upper Limit	Measured	Unit	Verdict
Ref. Power 1MHz/1MHz cond.	---	---	12.33	dBm	INFO
Ref. Frequency	---	---	2460.800	MHz	INFO

Evaluation max. Duty Cycle

Duty Cycle evaluation					
Test Description	Lower Limit	Upper Limit	Measured	Unit	Verdict
Result Summary					
Number of detected Bursts:6					
Duty Cycle (Burst Ratio) max	---	---	0.948	---	INFO
Duty Cycle max	---	---	0.232	dB	INFO
Duty Cycle (Burst Ratio) min	---	---	0.948	---	INFO
Duty Cycle min	---	---	0.232	dB	INFO
Max TX Burst Length	---	---	12.4	ms	INFO
Min Gap Length	---	---	0.675	ms	INFO
Max Gap Length	---	---	0.675	ms	INFO

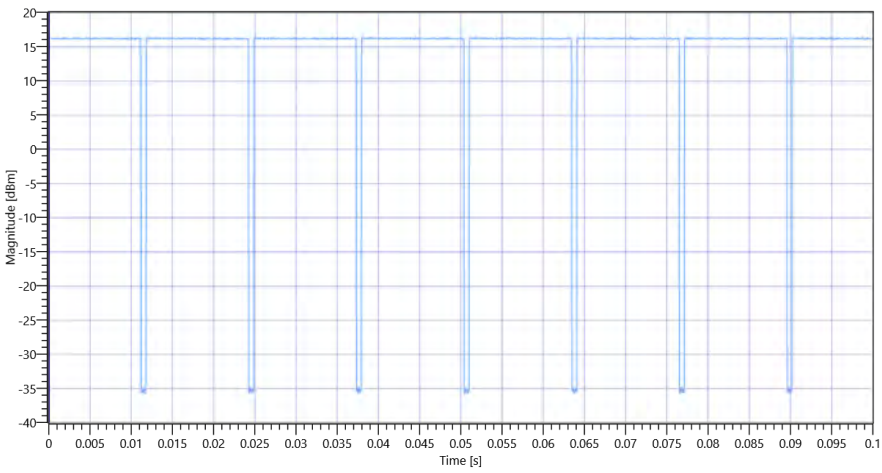

FCC 15.247 # Avg power spectral density DTS ~ WLAN2G4 b mode 2462 MHz - DutyCycle

Avg. PSD

READ SA SETTINGS:	
RefLevel [dBm] | RefLevelOffset [dB] | InpAtt [dB]	17.33 | 15.54 | 20
Start [MHz] | Stop [MHz]	2447.000 | 2477.000
RBW [MHz] | VBW [MHz]	0.003000 | 0.010000
Detector | TraceMode	RMS | AVER
Sweep: Time [ms] | Count | Points per Section | Type	334 | 100 | 1001 | SWE

RESULT					
Test Description	Lower Limit	Upper Limit	Measured	Unit	Verdict

RESULT					
Test Description	Lower Limit	Upper Limit	Measured	Unit	Verdict
Avg PSD uncorrected	---	---	-14.65	dBm	INFO
Duty cycle correction	---	---	0.23	dB	INFO
Avg PSD DC corrected	---	8	-14.42	dBm/3KHz	PASS

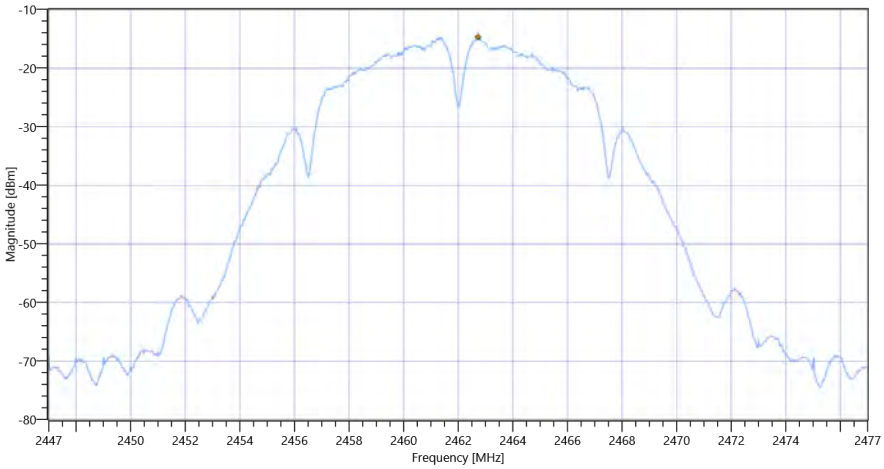

FCC 15.247 # Avg power spectral density DTS ~ WLAN2G4 b mode

General verdict	PASS

FCC 15.247 # Bandwidth 6dB DTS ~ WLAN2G4 b mode

Test References	
TC Start	06.07.2022 08:08:53
Ambit Temp [°C] | Humidity [rel%]	19.5 | 48
System Version	3.2.0.2
Test Specification	FCC 15.247 -
Test Method	
TC Version	0.0.1
My Description	FCC 15.247 Bandwidth 6dB DTS - WLAN2G4 b mode
Add. Information	

EUT Common Settings WLAN2G4	
Number of Antenna Ports	2
User Interaction	No

Test Parameter	
Technology to test	WLAN2G4 b mode
Antenna Port used	1
Temperature	nom
Voltage	nom
Frequency low to test	True | Freq [MHz] 2412
Frequency mid to test	False | Freq [MHz] 2437
Frequency high to test	False | Freq [MHz] 2462
Auto Control enabled Power Supply | Climatic Box	No | No
Additional Path Loss [dB]	0.7
Switched Path	EUT - SignalingUnit - SpectrumAnalyzer

Test Equipment
Signal analyzer,Rohde&Schwarz,FSV-40,1307.9002K40/101042,3.70
Switch matrix,CTCadvanced,SPM-4 NI DAQ,28016133,NI

Test at TX 2412 MHz

RESULT: Reference Power cond.					
Test Description	Lower Limit	Upper Limit	Measured	Unit	Verdict
Ref. Power 1MHz/1MHz cond.	---	---	15.43	dBm	INFO
Ref. Frequency	---	---	2413.200	MHz	INFO

READ SA SETTINGS:	
RefLevel [dBm] | RefLevelOffset [dB] | InpAtt [dB]	20.43 | 15.93 | 20
Start [MHz] | Stop [MHz]	2392.000 | 2432.000
RBW [MHz] | VBW [MHz]	0.100000 | 0.300000
Detector | TraceMode	POS | MAXH
Sweep: Time [ms] | Count | Points per Section | Type	50 | 200 | 10001 | SWE

RESULT					
Test Description	Lower Limit	Upper Limit	Measured	Unit	Verdict
DTS Bandwidth (6dB)	500	---	7540	kHz	PASS

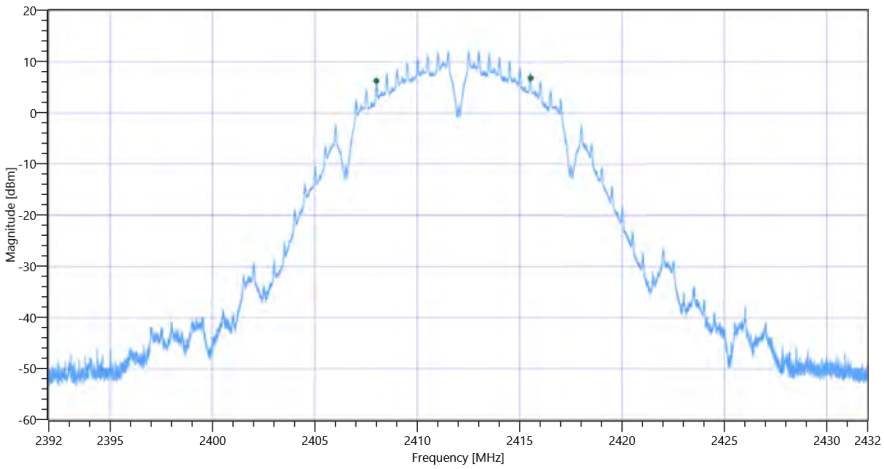

FCC 15.247 # Bandwidth 6dB DTS ~ WLAN2G4 b mode

General verdict	PASS

FCC 15.247 # Bandwidth 6dB DTS ~ WLAN2G4 b mode

Test References	
TC Start	06.07.2022 08:24:38
Ambit Temp [°C] | Humidity [rel%]	20.3 | 46
System Version	3.2.0.2
Test Specification	FCC 15.247 -
Test Method	
TC Version	0.0.1
My Description	FCC 15.247 Bandwidth 6dB DTS - WLAN2G4 b mode
Add. Information	

EUT Common Settings WLAN2G4	
Number of Antenna Ports	2
User Interaction	No

Test Parameter	
Technology to test	WLAN2G4 b mode
Antenna Port used	1
Temperature	nom
Voltage	nom
Frequency low to test	False | Freq [MHz] 2412
Frequency mid to test	True | Freq [MHz] 2437
Frequency high to test	False | Freq [MHz] 2462
Auto Control enabled Power Supply | Climatic Box	No | No
Additional Path Loss [dB]	0.7
Switched Path	EUT - SignalingUnit - SpectrumAnalyzer

Test Equipment
Signal analyzer,Rohde&Schwarz,FSV-40,1307.9002K40/101042,3.70
Switch matrix,CTCadvanced,SPM-4 NI DAQ,28016133,NI

Test at TX 2437 MHz

RESULT: Reference Power cond.					
Test Description	Lower Limit	Upper Limit	Measured	Unit	Verdict
Ref. Power 1MHz/1MHz cond.	---	---	14.26	dBm	INFO
Ref. Frequency	---	---	2435.800	MHz	INFO

READ SA SETTINGS:	
RefLevel [dBm] | RefLevelOffset [dB] | InpAtt [dB]	19.26 | 15.7 | 20
Start [MHz] | Stop [MHz]	2417.000 | 2457.000
RBW [MHz] | VBW [MHz]	0.100000 | 0.300000
Detector | TraceMode	POS | MAXH
Sweep: Time [ms] | Count | Points per Section | Type	50 | 200 | 10001 | SWE

RESULT					
Test Description	Lower Limit	Upper Limit	Measured	Unit	Verdict
DTS Bandwidth (6dB)	500	---	7068	kHz	PASS

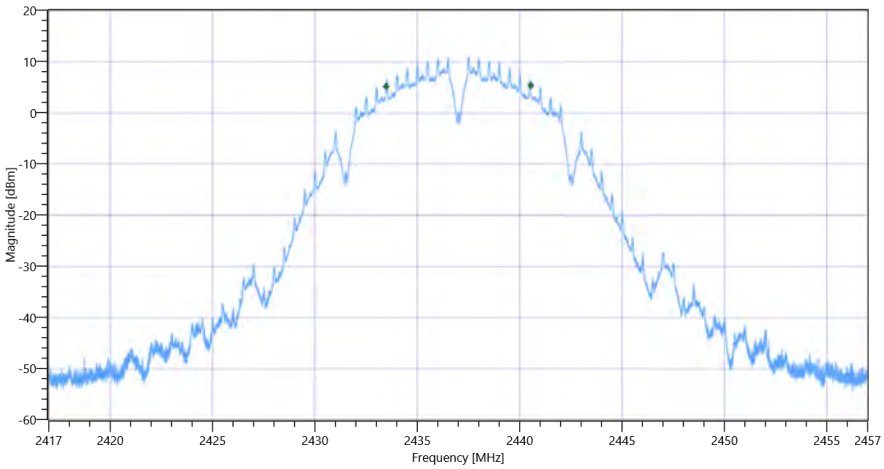

FCC 15.247 # Bandwidth 6dB DTS ~ WLAN2G4 b mode

General verdict	PASS

FCC 15.247 # Bandwidth 6dB DTS ~ WLAN2G4 b mode

Test References	
TC Start	06.07.2022 08:40:38
Ambit Temp [°C] | Humidity [rel%]	20.9 | 45
System Version	3.2.0.2
Test Specification	FCC 15.247 -
Test Method	
TC Version	0.0.1
My Description	FCC 15.247 Bandwidth 6dB DTS - WLAN2G4 b mode
Add. Information	

EUT Common Settings WLAN2G4	
Number of Antenna Ports	2
User Interaction	No

Test Parameter	
Technology to test	WLAN2G4 b mode
Antenna Port used	1
Temperature	nom
Voltage	nom
Frequency low to test	False | Freq [MHz] 2412
Frequency mid to test	False | Freq [MHz] 2437
Frequency high to test	True | Freq [MHz] 2462
Auto Control enabled Power Supply | Climatic Box	No | No
Additional Path Loss [dB]	0.7
Switched Path	EUT - SignalingUnit - SpectrumAnalyzer

Test Equipment
Signal analyzer,Rohde&Schwarz,FSV-40,1307.9002K40/101042,3.70
Switch matrix,CTCadvanced,SPM-4 NI DAQ,28016133,NI

Test at TX 2462 MHz

RESULT: Reference Power cond.					
Test Description	Lower Limit	Upper Limit	Measured	Unit	Verdict
Ref. Power 1MHz/1MHz cond.	---	---	13.86	dBm	INFO
Ref. Frequency	---	---	2460.800	MHz	INFO

READ SA SETTINGS:	
RefLevel [dBm] | RefLevelOffset [dB] | InpAtt [dB]	18.86 | 15.54 | 20
Start [MHz] | Stop [MHz]	2442.000 | 2482.000
RBW [MHz] | VBW [MHz]	0.100000 | 0.300000
Detector | TraceMode	POS | MAXH
Sweep: Time [ms] | Count | Points per Section | Type	50 | 200 | 10001 | SWE

RESULT					
Test Description	Lower Limit	Upper Limit	Measured	Unit	Verdict
DTS Bandwidth (6dB)	500	---	7544	kHz	PASS

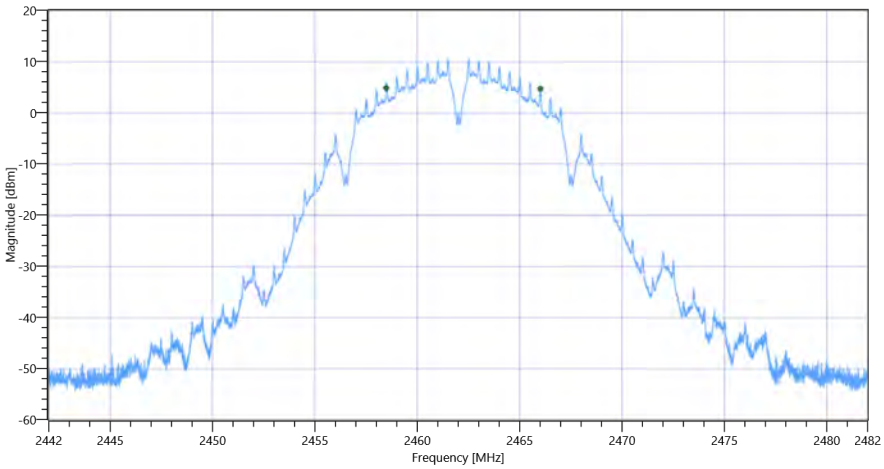

FCC 15.247 # Bandwidth 6dB DTS ~ WLAN2G4 b mode

General verdict	PASS

FCC 15.247 # Bandwidth 6dB DTS ~ WLAN2G4 b mode

Test References	
TC Start	06.07.2022 09:04:41
Ambit Temp [°C] | Humidity [rel%]	21.8 | 42
System Version	3.2.0.2
Test Specification	FCC 15.247 -
Test Method	
TC Version	0.0.1
My Description	FCC 15.247 Bandwidth 6dB DTS - WLAN2G4 b mode
Add. Information	

EUT Common Settings WLAN2G4	
Number of Antenna Ports	2
User Interaction	No

Test Parameter	
Technology to test	WLAN2G4 b mode
Antenna Port used	2
Temperature	nom
Voltage	nom
Frequency low to test	True | Freq [MHz] 2412
Frequency mid to test	False | Freq [MHz] 2437
Frequency high to test	False | Freq [MHz] 2462
Auto Control enabled Power Supply | Climatic Box	No | No
Additional Path Loss [dB]	0.7
Switched Path	EUT - SignalingUnit - SpectrumAnalyzer

Test Equipment
Signal analyzer,Rohde&Schwarz,FSV-40,1307.9002K40/101042,3.70
Switch matrix,CTCadvanced,SPM-4 NI DAQ,28016133,NI

Test at TX 2412 MHz

RESULT: Reference Power cond.					
Test Description	Lower Limit	Upper Limit	Measured	Unit	Verdict
Ref. Power 1MHz/1MHz cond.	---	---	12.64	dBm	INFO
Ref. Frequency	---	---	2413.200	MHz	INFO

READ SA SETTINGS:	
RefLevel [dBm] | RefLevelOffset [dB] | InpAtt [dB]	17.64 | 15.93 | 20
Start [MHz] | Stop [MHz]	2392.000 | 2432.000
RBW [MHz] | VBW [MHz]	0.100000 | 0.300000
Detector | TraceMode	POS | MAXH
Sweep: Time [ms] | Count | Points per Section | Type	50 | 200 | 10001 | SWE

RESULT					
Test Description	Lower Limit	Upper Limit	Measured	Unit	Verdict
DTS Bandwidth (6dB)	500	---	7056	kHz	PASS

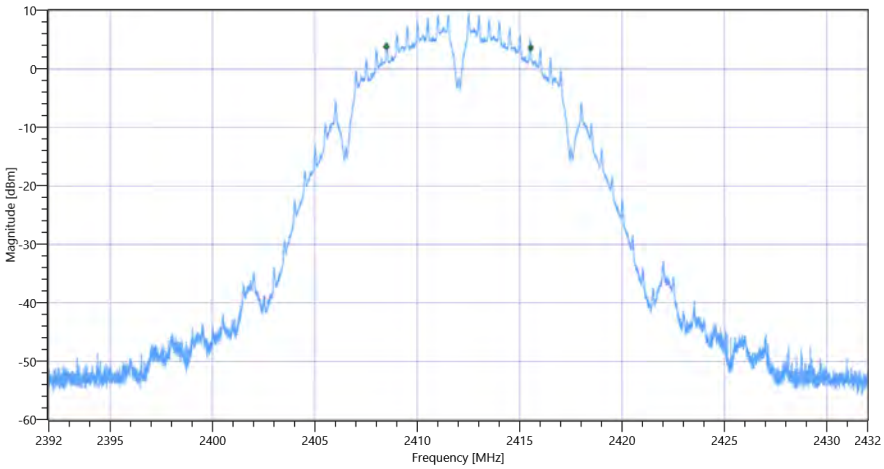

FCC 15.247 # Bandwidth 6dB DTS ~ WLAN2G4 b mode

General verdict	PASS

FCC 15.247 # Bandwidth 6dB DTS ~ WLAN2G4 b mode

Test References	
TC Start	06.07.2022 09:19:20
Ambit Temp [°C] | Humidity [rel%]	22.3 | 41
System Version	3.2.0.2
Test Specification	FCC 15.247 -
Test Method	
TC Version	0.0.1
My Description	FCC 15.247 Bandwidth 6dB DTS - WLAN2G4 b mode
Add. Information	

EUT Common Settings WLAN2G4	
Number of Antenna Ports	2
User Interaction	No

Test Parameter	
Technology to test	WLAN2G4 b mode
Antenna Port used	2
Temperature	nom
Voltage	nom
Frequency low to test	False | Freq [MHz] 2412
Frequency mid to test	True | Freq [MHz] 2437
Frequency high to test	False | Freq [MHz] 2462
Auto Control enabled Power Supply | Climatic Box	No | No
Additional Path Loss [dB]	0.7
Switched Path	EUT - SignalingUnit - SpectrumAnalyzer

Test Equipment
Signal analyzer,Rohde&Schwarz,FSV-40,1307.9002K40/101042,3.70
Switch matrix,CTCadvanced,SPM-4 NI DAQ,28016133,NI

Test at TX 2437 MHz

RESULT: Reference Power cond.					
Test Description	Lower Limit	Upper Limit	Measured	Unit	Verdict
Ref. Power 1MHz/1MHz cond.	---	---	12.47	dBm	INFO
Ref. Frequency	---	---	2438.200	MHz	INFO

READ SA SETTINGS:	
RefLevel [dBm] | RefLevelOffset [dB] | InpAtt [dB]	17.47 | 15.7 | 20
Start [MHz] | Stop [MHz]	2417.000 | 2457.000
RBW [MHz] | VBW [MHz]	0.100000 | 0.300000
Detector | TraceMode	POS | MAXH
Sweep: Time [ms] | Count | Points per Section | Type	50 | 200 | 10001 | SWE

RESULT					
Test Description	Lower Limit	Upper Limit	Measured	Unit	Verdict
DTS Bandwidth (6dB)	500	---	7544	kHz	PASS

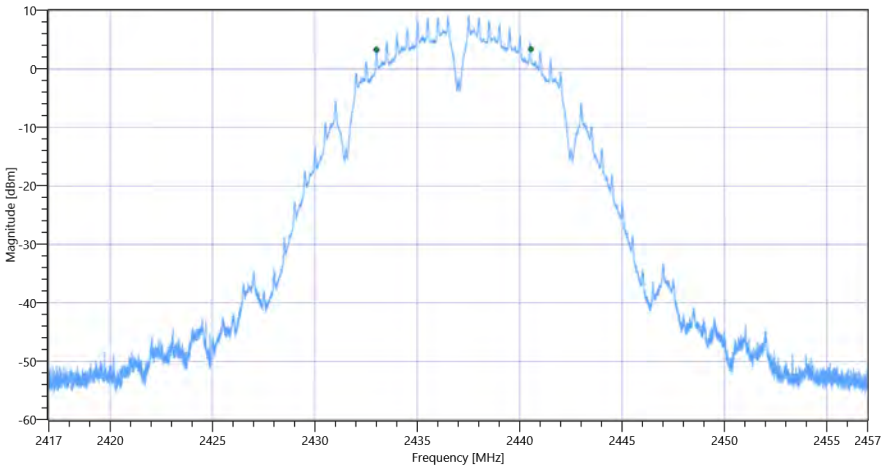

FCC 15.247 # Bandwidth 6dB DTS ~ WLAN2G4 b mode

General verdict	PASS

FCC 15.247 # Bandwidth 6dB DTS ~ WLAN2G4 b mode

Test References	
TC Start	06.07.2022 09:34:13
Ambit Temp [°C] | Humidity [rel%]	22.6 | 40
System Version	3.2.0.2
Test Specification	FCC 15.247 -
Test Method	
TC Version	0.0.1
My Description	FCC 15.247 Bandwidth 6dB DTS - WLAN2G4 b mode
Add. Information	

EUT Common Settings WLAN2G4	
Number of Antenna Ports	2
User Interaction	No

Test Parameter	
Technology to test	WLAN2G4 b mode
Antenna Port used	2
Temperature	nom
Voltage	nom
Frequency low to test	False | Freq [MHz] 2412
Frequency mid to test	False | Freq [MHz] 2437
Frequency high to test	True | Freq [MHz] 2462
Auto Control enabled Power Supply | Climatic Box	No | No
Additional Path Loss [dB]	0.7
Switched Path	EUT - SignalingUnit - SpectrumAnalyzer

Test Equipment
Signal analyzer,Rohde&Schwarz,FSV-40,1307.9002K40/101042,3.70
Switch matrix,CTCadvanced,SPM-4 NI DAQ,28016133,NI

Test at TX 2462 MHz

RESULT: Reference Power cond.					
Test Description	Lower Limit	Upper Limit	Measured	Unit	Verdict
Ref. Power 1MHz/1MHz cond.	---	---	12.36	dBm	INFO
Ref. Frequency	---	---	2463.200	MHz	INFO

READ SA SETTINGS:	
RefLevel [dBm] | RefLevelOffset [dB] | InpAtt [dB]	17.36 | 15.54 | 20
Start [MHz] | Stop [MHz]	2442.000 | 2482.000
RBW [MHz] | VBW [MHz]	0.100000 | 0.300000
Detector | TraceMode	POS | MAXH
Sweep: Time [ms] | Count | Points per Section | Type	50 | 200 | 10001 | SWE

RESULT					
Test Description	Lower Limit	Upper Limit	Measured	Unit	Verdict
DTS Bandwidth (6dB)	500	---	7068	kHz	PASS

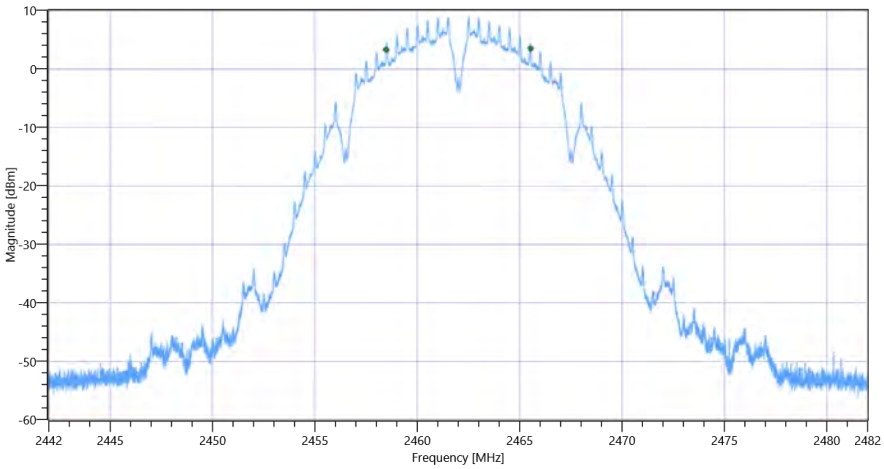

FCC 15.247 # Bandwidth 6dB DTS ~ WLAN2G4 b mode

General verdict	PASS

FCC 15.247, ISED RSS247 # Bandwidth 99PCT and 20dB ~ WLAN2G4 b mode

Test References	
TC Start	06.07.2022 08:10:49
Ambit Temp [°C] | Humidity [rel%]	19.6 | 48
System Version	3.2.0.2
Test Specification	FCC 15.247, ISED RSS247 -
Test Method	
TC Version	0.0.2
My Description	FCC 15.247 Bandwidth 99PCT-20dB DTS - WLAN2G4 b mode
Add. Information	

EUT Common Settings WLAN2G4	
Number of Antenna Ports	2
User Interaction	No

Test Parameter	
Technology to test	WLAN2G4 b mode
Antenna Port used	1
Temperature	nom
Voltage	nom
Frequency low to test	True | Freq [MHz] 2412
Frequency mid to test	False | Freq [MHz] 2437
Frequency high to test	False | Freq [MHz] 2462
Auto Control enabled Power Supply | Climatic Box	No | No
Additional Path Loss [dB]	0.7
Switched Path	EUT - SignalingUnit - SpectrumAnalyzer

Test Equipment
Signal analyzer,Rohde&Schwarz,FSV-40,1307.9002K40/101042,3.70
Switch matrix,CTCadvanced,SPM-4 NI DAQ,28016133,NI

Test at TX 2412 MHz

RESULT: Reference Power cond.					
Test Description	Lower Limit	Upper Limit	Measured	Unit	Verdict
Ref. Power 1MHz/1MHz cond.	---	---	15.16	dBm	INFO
Ref. Frequency	---	---	2410.800	MHz	INFO

READ SA SETTINGS:	
RefLevel [dBm] | RefLevelOffset [dB] | InpAtt [dB]	20.16 | 15.93 | 20
Start [MHz] | Stop [MHz]	2392.000 | 2432.000
RBW [MHz] | VBW [MHz]	0.500000 | 2.000000
Detector | TraceMode	POS | MAXH
Sweep: Time [ms] | Count | Points per Section | Type	50 | 200 | 10001 | SWE

RESULT					
Test Description	Lower Limit	Upper Limit	Measured	Unit	Verdict
Bandwidth 99%	---	---	11594.841	kHz	INFO
T1 99%	2400.000000	---	2406.2166	MHz	PASS
T2 99%	---	2483.500000	2417.8114	MHz	PASS

Plot: Bandwidth only

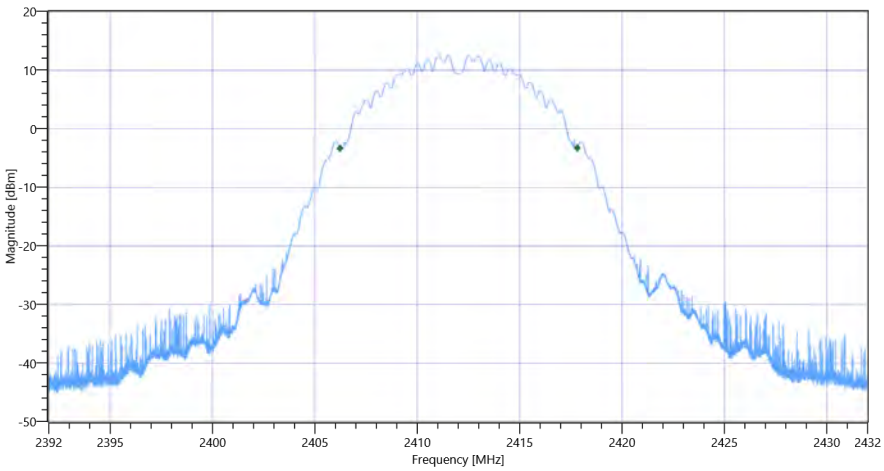

FCC 15.247, ISED RSS247 # Bandwidth 99PCT and 20dB ~ WLAN2G4 b mode 99PCT

Plot: Bandwidth within Band

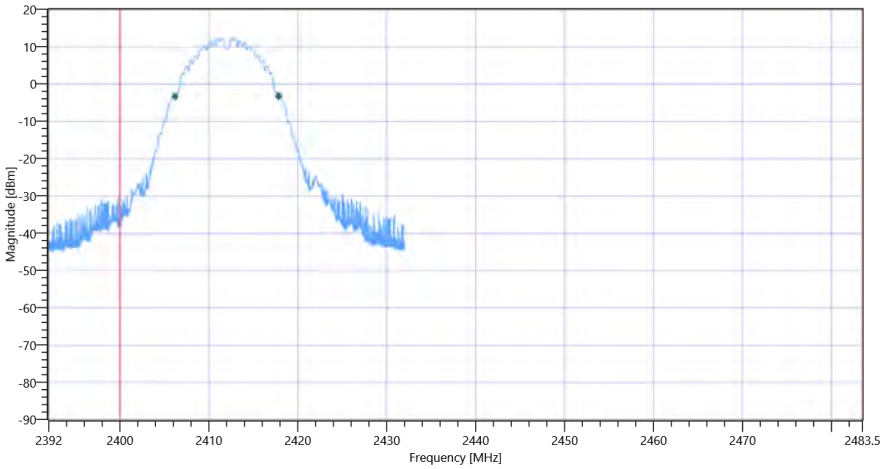

FCC 15.247, ISED RSS247 # Bandwidth 99PCT and 20dB ~ WLAN2G4 b mode

RESULT					
Test Description	Lower Limit	Upper Limit	Measured	Unit	Verdict
Bandwidth 20dB	---	---	13404	kHz	INFO
T1 20DB	2400.000000	---	2405.3160	MHz	PASS
T2 20dB	---	2483.500000	2418.7200	MHz	PASS

Plot: Bandwidth only

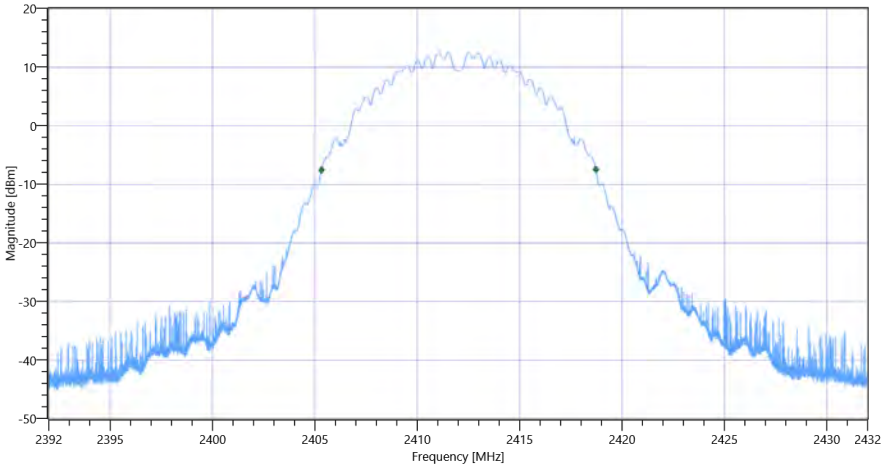

FCC 15.247, ISED RSS247 # Bandwidth 99PCT and 20dB ~ WLAN2G4 b mode 20dB

Plot: Bandwidth within Band

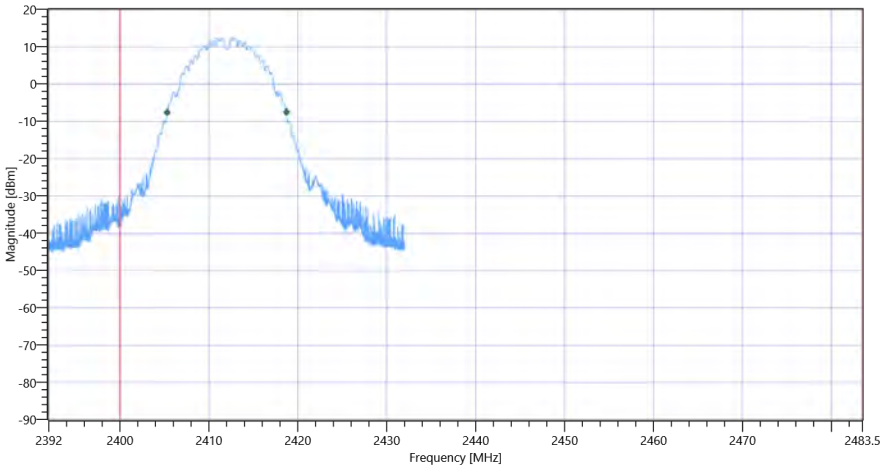

FCC 15.247, ISED RSS247 # Bandwidth 99PCT and 20dB ~ WLAN2G4 b mode

General verdict	PASS

FCC 15.247, ISED RSS247 # Bandwidth 99PCT and 20dB ~ WLAN2G4 b mode

Test References	
TC Start	06.07.2022 08:26:32
Ambit Temp [°C] | Humidity [rel%]	20.4 | 46
System Version	3.2.0.2
Test Specification	FCC 15.247, ISED RSS247 -
Test Method	
TC Version	0.0.2
My Description	FCC 15.247 Bandwidth 99PCT-20dB DTS - WLAN2G4 b mode
Add. Information	

EUT Common Settings WLAN2G4	
Number of Antenna Ports	2
User Interaction	No

Test Parameter	
Technology to test	WLAN2G4 b mode
Antenna Port used	1
Temperature	nom
Voltage	nom
Frequency low to test	False | Freq [MHz] 2412
Frequency mid to test	True | Freq [MHz] 2437
Frequency high to test	False | Freq [MHz] 2462
Auto Control enabled Power Supply | Climatic Box	No | No
Additional Path Loss [dB]	0.7
Switched Path	EUT - SignalingUnit - SpectrumAnalyzer

Test Equipment
Signal analyzer,Rohde&Schwarz,FSV-40,1307.9002K40/101042,3.70
Switch matrix,CTCadvanced,SPM-4 NI DAQ,28016133,NI

Test at TX 2437 MHz

RESULT: Reference Power cond.					
Test Description	Lower Limit	Upper Limit	Measured	Unit	Verdict
Ref. Power 1MHz/1MHz cond.	---	---	14.26	dBm	INFO
Ref. Frequency	---	---	2438.200	MHz	INFO

READ SA SETTINGS:	
RefLevel [dBm] | RefLevelOffset [dB] | InpAtt [dB]	19.26 | 15.7 | 20
Start [MHz] | Stop [MHz]	2417.000 | 2457.000
RBW [MHz] | VBW [MHz]	0.500000 | 2.000000
Detector | TraceMode	POS | MAXH
Sweep: Time [ms] | Count | Points per Section | Type	50 | 200 | 10001 | SWE

RESULT					
Test Description	Lower Limit	Upper Limit	Measured	Unit	Verdict
Bandwidth 99%	---	---	11602.840	kHz	INFO
T1 99%	2400.000000	---	2431.2046	MHz	PASS
T2 99%	---	2483.500000	2442.8074	MHz	PASS

Plot: Bandwidth only

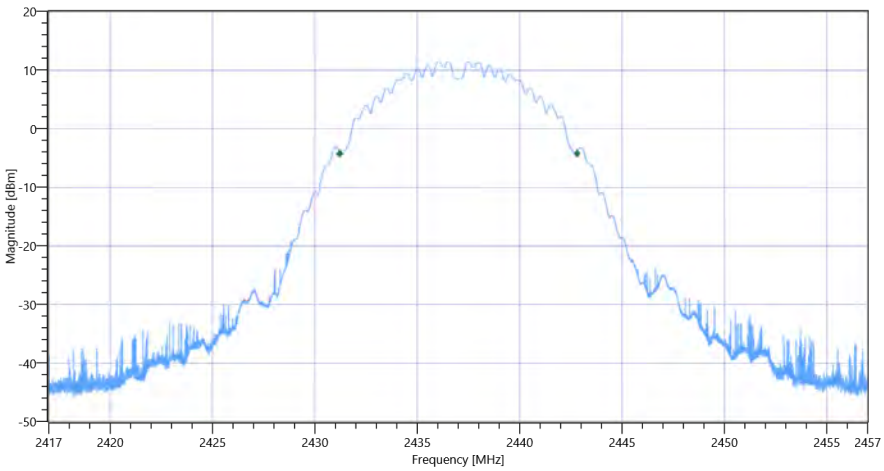

FCC 15.247, ISED RSS247 # Bandwidth 99PCT and 20dB ~ WLAN2G4 b mode 99PCT

Plot: Bandwidth within Band

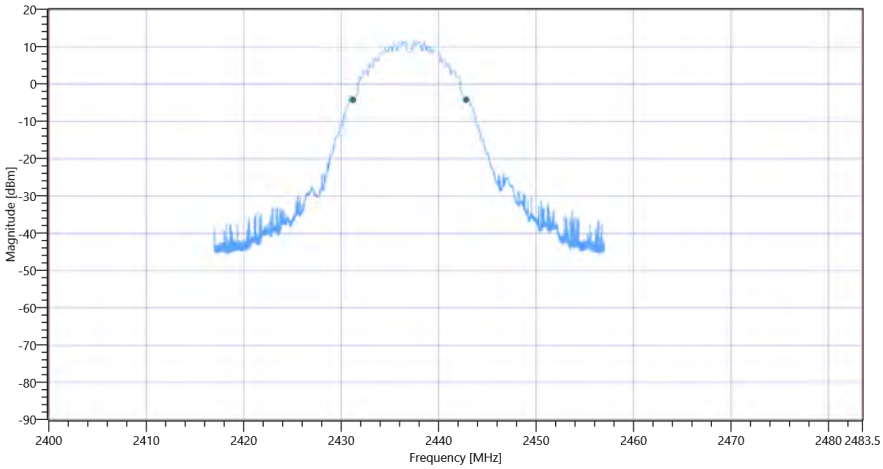

FCC 15.247, ISED RSS247 # Bandwidth 99PCT and 20dB ~ WLAN2G4 b mode

RESULT					
Test Description	Lower Limit	Upper Limit	Measured	Unit	Verdict
Bandwidth 20dB	---	---	13404	kHz	INFO
T1 20DB	2400.000000	---	2430.3160	MHz	PASS
T2 20dB	---	2483.500000	2443.7200	MHz	PASS

Plot: Bandwidth only

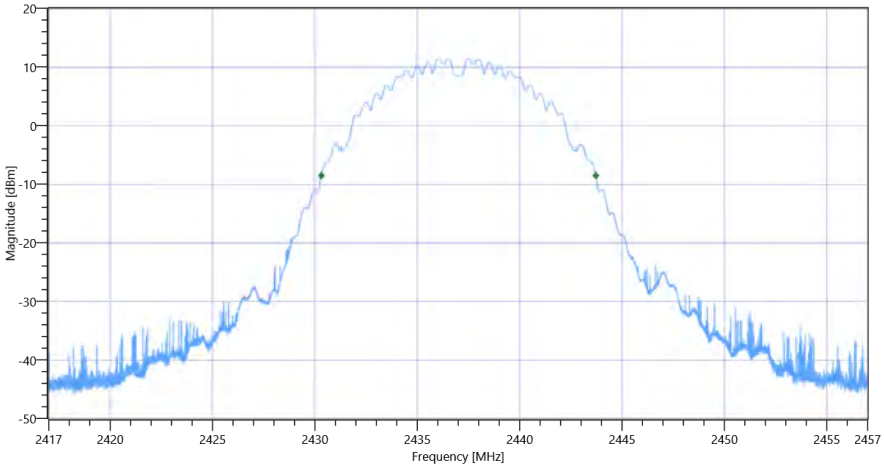

FCC 15.247, ISED RSS247 # Bandwidth 99PCT and 20dB ~ WLAN2G4 b mode 20dB

Plot: Bandwidth within Band

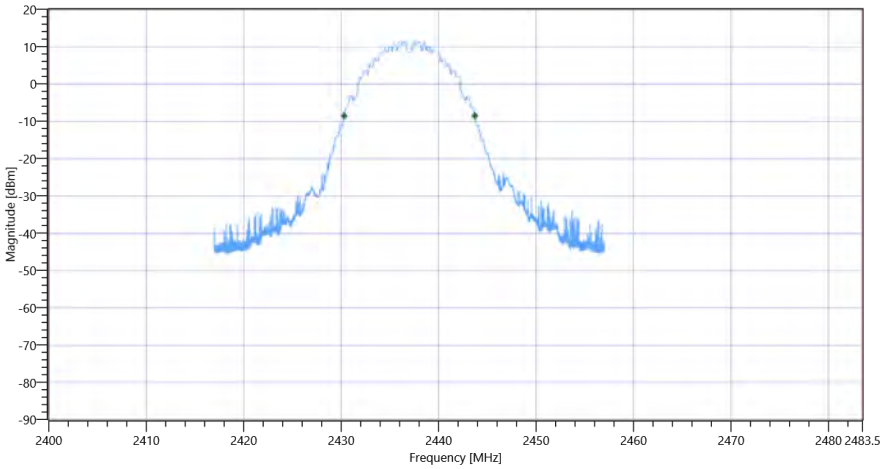

FCC 15.247, ISED RSS247 # Bandwidth 99PCT and 20dB ~ WLAN2G4 b mode

General verdict	PASS

FCC 15.247, ISED RSS247 # Bandwidth 99PCT and 20dB ~ WLAN2G4 b mode

Test References	
TC Start	06.07.2022 08:42:31
Ambit Temp [°C] | Humidity [rel%]	21.0 | 45
System Version	3.2.0.2
Test Specification	FCC 15.247, ISED RSS247 -
Test Method	
TC Version	0.0.2
My Description	FCC 15.247 Bandwidth 99PCT-20dB DTS - WLAN2G4 b mode
Add. Information	

EUT Common Settings WLAN2G4	
Number of Antenna Ports	2
User Interaction	No

Test Parameter	
Technology to test	WLAN2G4 b mode
Antenna Port used	1
Temperature	nom
Voltage	nom
Frequency low to test	False | Freq [MHz] 2412
Frequency mid to test	False | Freq [MHz] 2437
Frequency high to test	True | Freq [MHz] 2462
Auto Control enabled Power Supply | Climatic Box	No | No
Additional Path Loss [dB]	0.7
Switched Path	EUT - SignalingUnit - SpectrumAnalyzer

Test Equipment
Signal analyzer,Rohde&Schwarz,FSV-40,1307.9002K40/101042,3.70
Switch matrix,CTCadvanced,SPM-4 NI DAQ,28016133,NI

Test at TX 2462 MHz

RESULT: Reference Power cond.					
Test Description	Lower Limit	Upper Limit	Measured	Unit	Verdict
Ref. Power 1MHz/1MHz cond.	---	---	13.84	dBm	INFO
Ref. Frequency	---	---	2460.800	MHz	INFO

READ SA SETTINGS:	
RefLevel [dBm] | RefLevelOffset [dB] | InpAtt [dB]	18.84 | 15.54 | 20
Start [MHz] | Stop [MHz]	2442.000 | 2482.000
RBW [MHz] | VBW [MHz]	0.500000 | 2.000000
Detector | TraceMode	POS | MAXH
Sweep: Time [ms] | Count | Points per Section | Type	50 | 200 | 10001 | SWE

RESULT					
Test Description	Lower Limit	Upper Limit	Measured	Unit	Verdict
Bandwidth 99%	---	---	11610.839	kHz	INFO
T1 99%	2400.000000	---	2456.1926	MHz	PASS
T2 99%	---	2483.500000	2467.8034	MHz	PASS

Plot: Bandwidth only

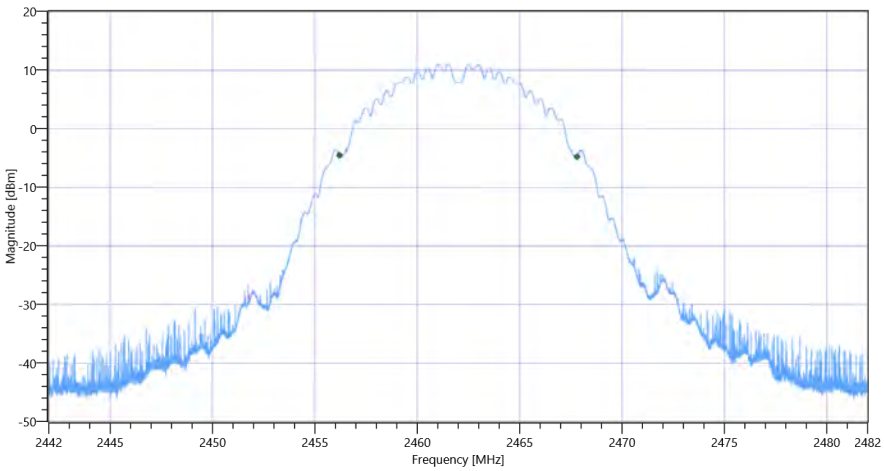

FCC 15.247, ISED RSS247 # Bandwidth 99PCT and 20dB ~ WLAN2G4 b mode 99PCT

Plot: Bandwidth within Band

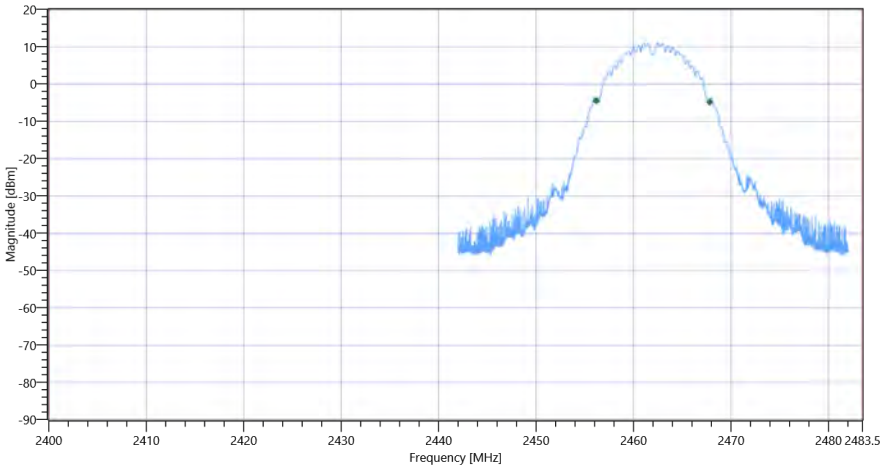

FCC 15.247, ISED RSS247 # Bandwidth 99PCT and 20dB ~ WLAN2G4 b mode

RESULT					
Test Description	Lower Limit	Upper Limit	Measured	Unit	Verdict
Bandwidth 20dB	---	---	13400	kHz	INFO
T1 20DB	2400.000000	---	2455.3120	MHz	PASS
T2 20dB	---	2483.500000	2468.7120	MHz	PASS

Plot: Bandwidth only

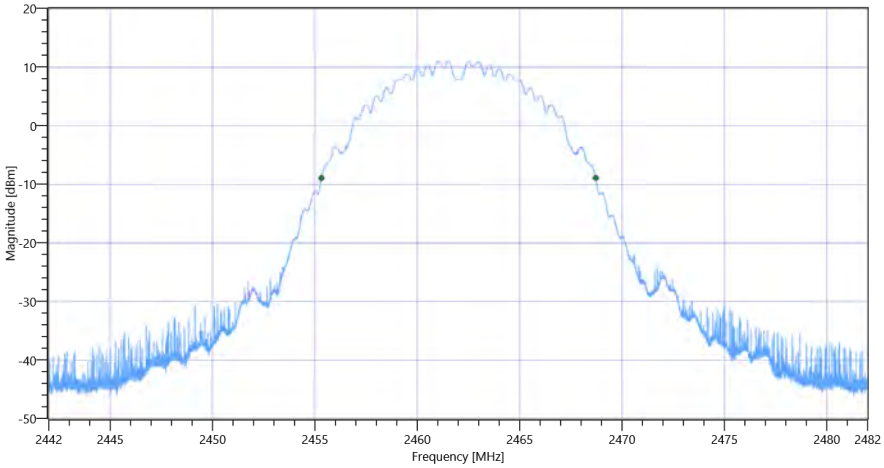

FCC 15.247, ISED RSS247 # Bandwidth 99PCT and 20dB ~ WLAN2G4 b mode 20dB

Plot: Bandwidth within Band

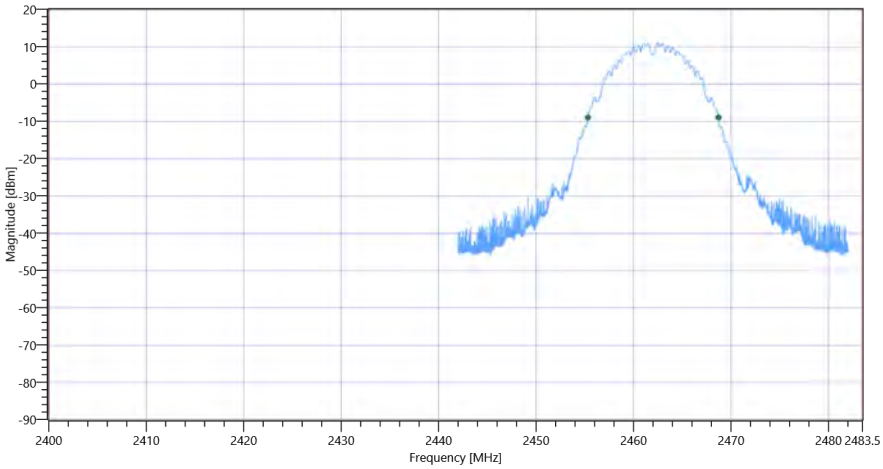

FCC 15.247, ISED RSS247 # Bandwidth 99PCT and 20dB ~ WLAN2G4 b mode

General verdict	PASS

FCC 15.247, ISED RSS247 # Bandwidth 99PCT and 20dB ~ WLAN2G4 b mode

Test References	
TC Start	06.07.2022 09:06:36
Ambit Temp [°C] | Humidity [rel%]	21.9 | 42
System Version	3.2.0.2
Test Specification	FCC 15.247, ISED RSS247 -
Test Method	
TC Version	0.0.2
My Description	FCC 15.247 Bandwidth 99PCT-20dB DTS - WLAN2G4 b mode
Add. Information	

EUT Common Settings WLAN2G4	
Number of Antenna Ports	2
User Interaction	No

Test Parameter	
Technology to test	WLAN2G4 b mode
Antenna Port used	2
Temperature	nom
Voltage	nom
Frequency low to test	True | Freq [MHz] 2412
Frequency mid to test	False | Freq [MHz] 2437
Frequency high to test	False | Freq [MHz] 2462
Auto Control enabled Power Supply | Climatic Box	No | No
Additional Path Loss [dB]	0.7
Switched Path	EUT - SignalingUnit - SpectrumAnalyzer

Test Equipment
Signal analyzer,Rohde&Schwarz,FSV-40,1307.9002K40/101042,3.70
Switch matrix,CTCadvanced,SPM-4 NI DAQ,28016133,NI

Test at TX 2412 MHz

RESULT: Reference Power cond.					
Test Description	Lower Limit	Upper Limit	Measured	Unit	Verdict
Ref. Power 1MHz/1MHz cond.	---	---	12.65	dBm	INFO
Ref. Frequency	---	---	2413.200	MHz	INFO

READ SA SETTINGS:	
RefLevel [dBm] | RefLevelOffset [dB] | InpAtt [dB]	17.65 | 15.93 | 20
Start [MHz] | Stop [MHz]	2392.000 | 2432.000
RBW [MHz] | VBW [MHz]	0.500000 | 2.000000
Detector | TraceMode	POS | MAXH
Sweep: Time [ms] | Count | Points per Section | Type	50 | 200 | 10001 | SWE

RESULT					
Test Description	Lower Limit	Upper Limit	Measured	Unit	Verdict
Bandwidth 99%	---	---	11470.853	kHz	INFO
T1 99%	2400.000000	---	2406.2486	MHz	PASS
T2 99%	---	2483.500000	2417.7194	MHz	PASS

Plot: Bandwidth only

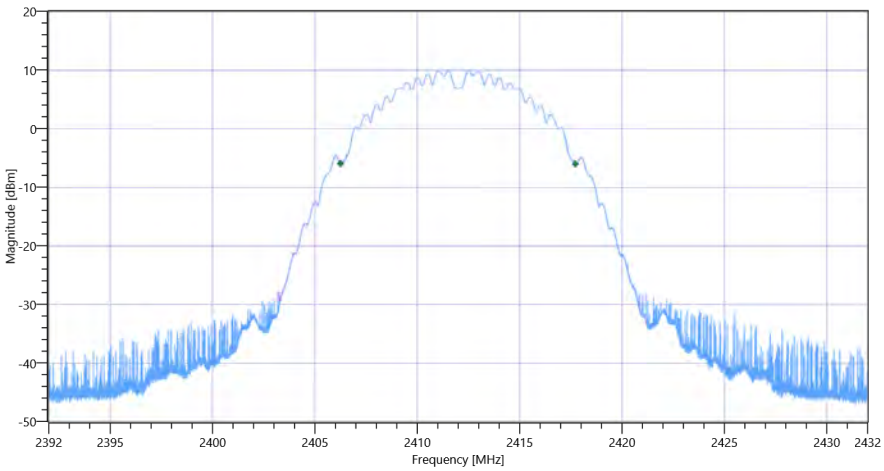

FCC 15.247, ISED RSS247 # Bandwidth 99PCT and 20dB ~ WLAN2G4 b mode 99PCT

Plot: Bandwidth within Band

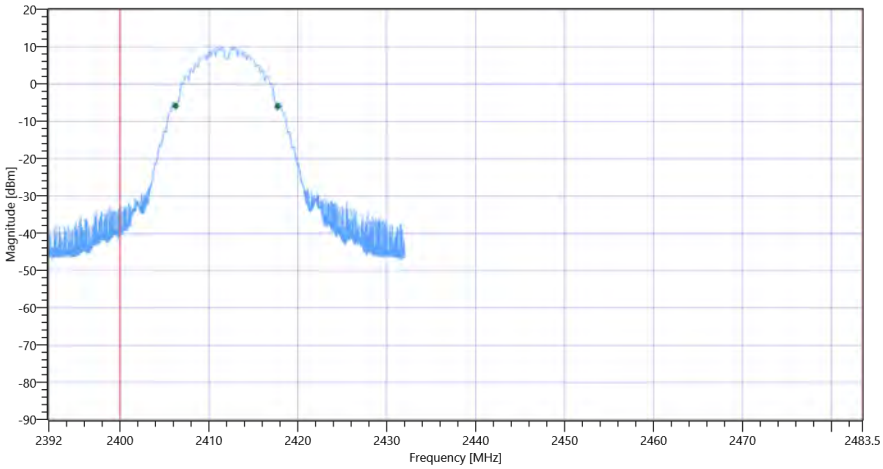

FCC 15.247, ISED RSS247 # Bandwidth 99PCT and 20dB ~ WLAN2G4 b mode

RESULT					
Test Description	Lower Limit	Upper Limit	Measured	Unit	Verdict
Bandwidth 20dB	---	---	13360	kHz	INFO
T1 20DB	2400.000000	---	2405.3280	MHz	PASS
T2 20dB	---	2483.500000	2418.6880	MHz	PASS

Plot: Bandwidth only

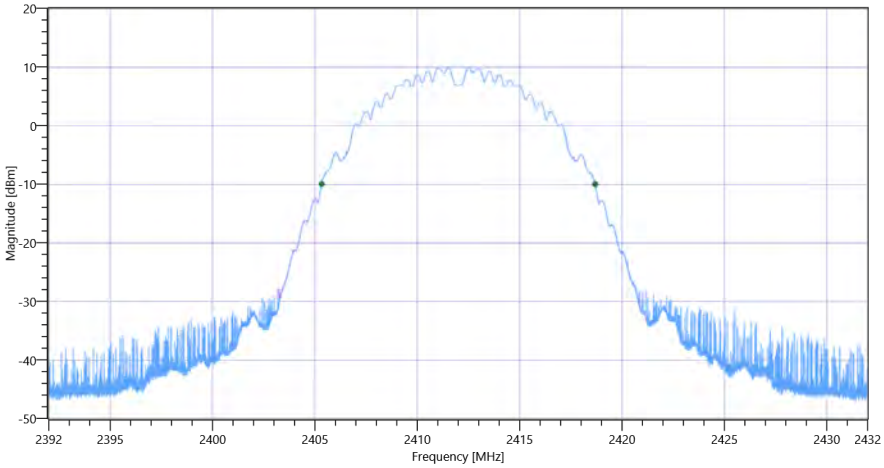

FCC 15.247, ISED RSS247 # Bandwidth 99PCT and 20dB ~ WLAN2G4 b mode 20dB

Plot: Bandwidth within Band

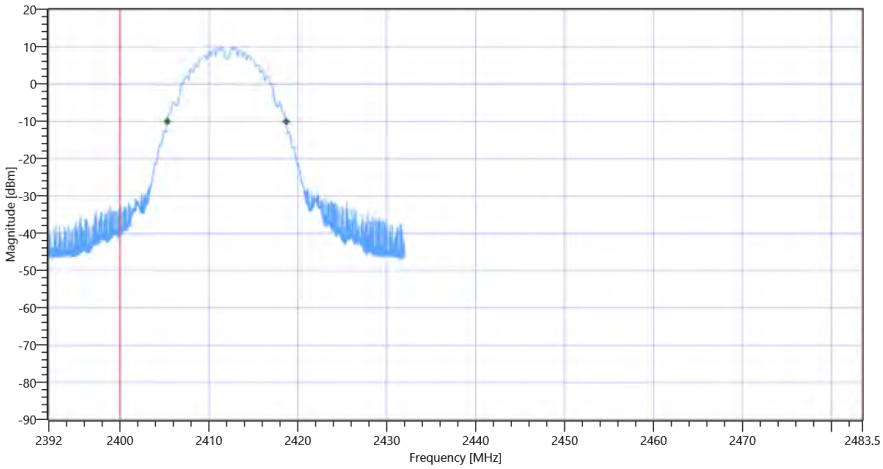

FCC 15.247, ISED RSS247 # Bandwidth 99PCT and 20dB ~ WLAN2G4 b mode

General verdict	PASS

FCC 15.247, ISED RSS247 # Bandwidth 99PCT and 20dB ~ WLAN2G4 b mode

Test References	
TC Start	06.07.2022 09:21:12
Ambit Temp [°C] | Humidity [rel%]	22.3 | 40
System Version	3.2.0.2
Test Specification	FCC 15.247, ISED RSS247 -
Test Method	
TC Version	0.0.2
My Description	FCC 15.247 Bandwidth 99PCT-20dB DTS - WLAN2G4 b mode
Add. Information	

EUT Common Settings WLAN2G4	
Number of Antenna Ports	2
User Interaction	No

Test Parameter	
Technology to test	WLAN2G4 b mode
Antenna Port used	2
Temperature	nom
Voltage	nom
Frequency low to test	False | Freq [MHz] 2412
Frequency mid to test	True | Freq [MHz] 2437
Frequency high to test	False | Freq [MHz] 2462
Auto Control enabled Power Supply | Climatic Box	No | No
Additional Path Loss [dB]	0.7
Switched Path	EUT - SignalingUnit - SpectrumAnalyzer

Test Equipment
Signal analyzer,Rohde&Schwarz,FSV-40,1307.9002K40/101042,3.70
Switch matrix,CTCadvanced,SPM-4 NI DAQ,28016133,NI

Test at TX 2437 MHz

RESULT: Reference Power cond.					
Test Description	Lower Limit	Upper Limit	Measured	Unit	Verdict
Ref. Power 1MHz/1MHz cond.	---	---	12.55	dBm	INFO
Ref. Frequency	---	---	2438.200	MHz	INFO

READ SA SETTINGS:	
RefLevel [dBm] | RefLevelOffset [dB] | InpAtt [dB]	17.55 | 15.7 | 20
Start [MHz] | Stop [MHz]	2417.000 | 2457.000
RBW [MHz] | VBW [MHz]	0.500000 | 2.000000
Detector | TraceMode	POS | MAXH
Sweep: Time [ms] | Count | Points per Section | Type	50 | 200 | 10001 | SWE

RESULT					
Test Description	Lower Limit	Upper Limit	Measured	Unit	Verdict
Bandwidth 99%	---	---	11478.852	kHz	INFO
T1 99%	2400.000000	---	2431.2526	MHz	PASS
T2 99%	---	2483.500000	2442.7314	MHz	PASS

Plot: Bandwidth only

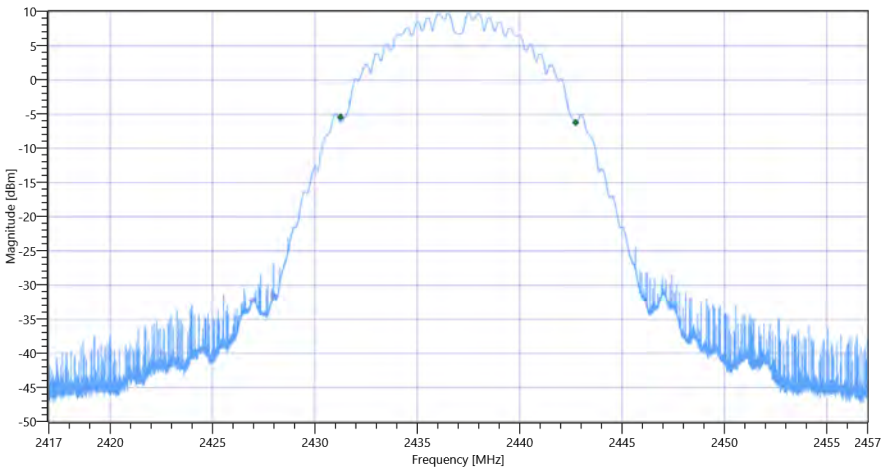

FCC 15.247, ISED RSS247 # Bandwidth 99PCT and 20dB ~ WLAN2G4 b mode 99PCT

Plot: Bandwidth within Band

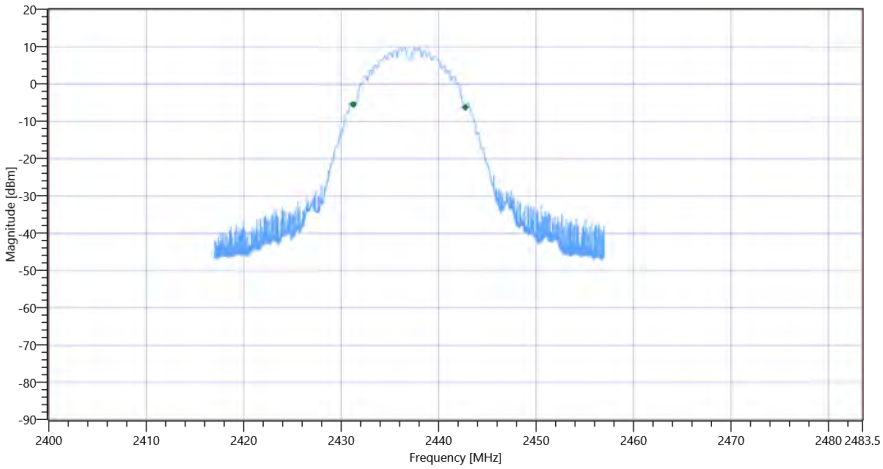

FCC 15.247, ISED RSS247 # Bandwidth 99PCT and 20dB ~ WLAN2G4 b mode

RESULT					
Test Description	Lower Limit	Upper Limit	Measured	Unit	Verdict
Bandwidth 20dB	---	---	13360	kHz	INFO
T1 20DB	2400.000000	---	2430.3280	MHz	PASS
T2 20dB	---	2483.500000	2443.6880	MHz	PASS

Plot: Bandwidth only

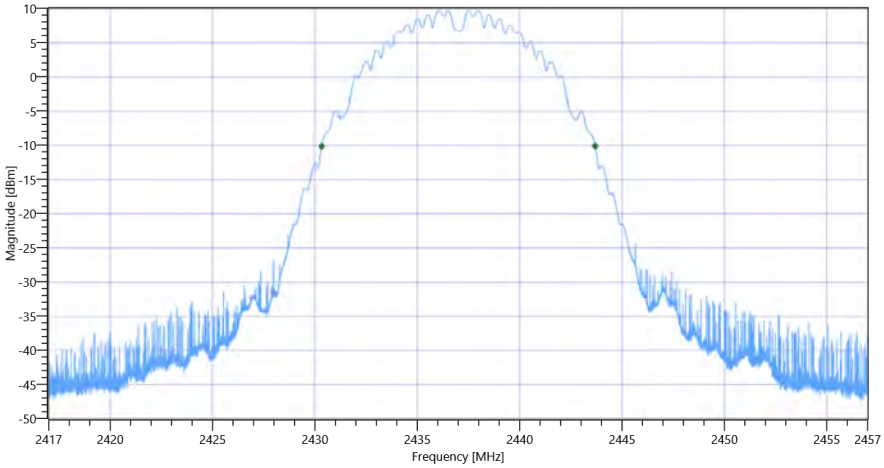

FCC 15.247, ISED RSS247 # Bandwidth 99PCT and 20dB ~ WLAN2G4 b mode 20dB

Plot: Bandwidth within Band

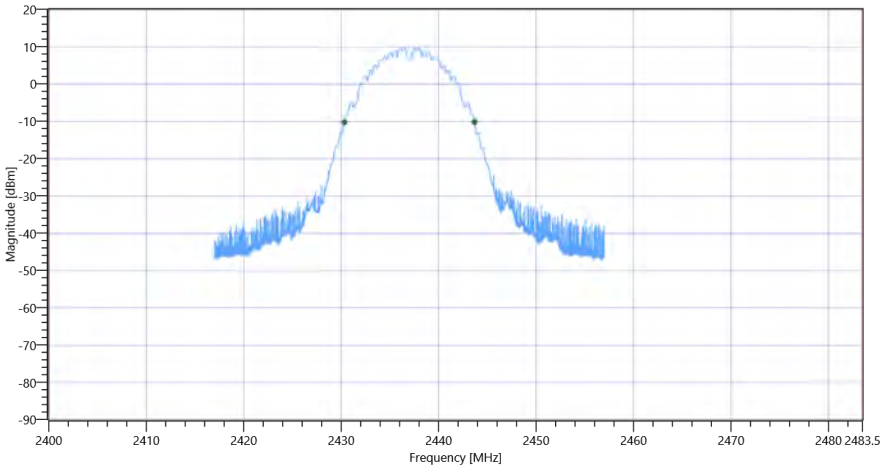

FCC 15.247, ISED RSS247 # Bandwidth 99PCT and 20dB ~ WLAN2G4 b mode

General verdict	PASS

FCC 15.247, ISED RSS247 # Bandwidth 99PCT and 20dB ~ WLAN2G4 b mode

Test References	
TC Start	06.07.2022 09:36:05
Ambit Temp [°C] | Humidity [rel%]	22.6 | 39
System Version	3.2.0.2
Test Specification	FCC 15.247, ISED RSS247 -
Test Method	
TC Version	0.0.2
My Description	FCC 15.247 Bandwidth 99PCT-20dB DTS - WLAN2G4 b mode
Add. Information	

EUT Common Settings WLAN2G4	
Number of Antenna Ports	2
User Interaction	No

Test Parameter	
Technology to test	WLAN2G4 b mode
Antenna Port used	2
Temperature	nom
Voltage	nom
Frequency low to test	False | Freq [MHz] 2412
Frequency mid to test	False | Freq [MHz] 2437
Frequency high to test	True | Freq [MHz] 2462
Auto Control enabled Power Supply | Climatic Box	No | No
Additional Path Loss [dB]	0.7
Switched Path	EUT - SignalingUnit - SpectrumAnalyzer

Test Equipment
Signal analyzer,Rohde&Schwarz,FSV-40,1307.9002K40/101042,3.70
Switch matrix,CTCadvanced,SPM-4 NI DAQ,28016133,NI

Test at TX 2462 MHz

RESULT: Reference Power cond.					
Test Description	Lower Limit	Upper Limit	Measured	Unit	Verdict
Ref. Power 1MHz/1MHz cond.	---	---	12.40	dBm	INFO
Ref. Frequency	---	---	2460.800	MHz	INFO

READ SA SETTINGS:	
RefLevel [dBm] | RefLevelOffset [dB] | InpAtt [dB]	17.40 | 15.54 | 20
Start [MHz] | Stop [MHz]	2442.000 | 2482.000
RBW [MHz] | VBW [MHz]	0.500000 | 2.000000
Detector | TraceMode	POS | MAXH
Sweep: Time [ms] | Count | Points per Section | Type	50 | 200 | 10001 | SWE

RESULT					
Test Description	Lower Limit	Upper Limit	Measured	Unit	Verdict
Bandwidth 99%	---	---	11490.851	kHz	INFO
T1 99%	2400.000000	---	2456.2366	MHz	PASS
T2 99%	---	2483.500000	2467.7274	MHz	PASS

Plot: Bandwidth only

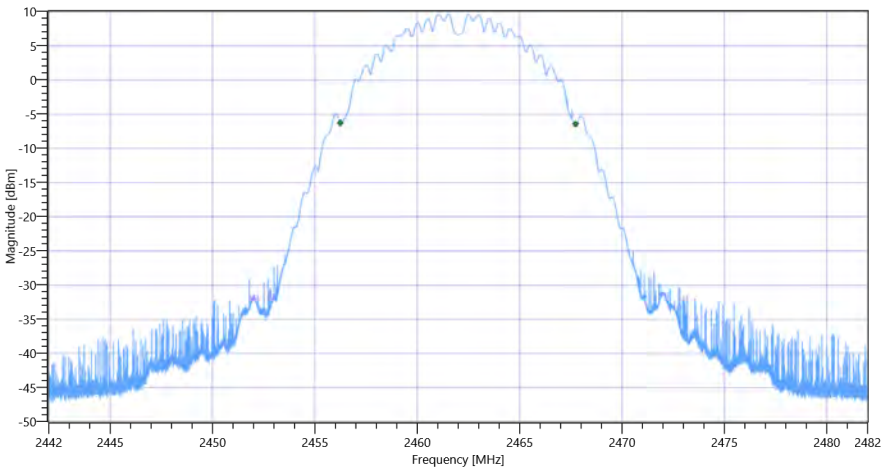

FCC 15.247, ISED RSS247 # Bandwidth 99PCT and 20dB ~ WLAN2G4 b mode 99PCT

Plot: Bandwidth within Band

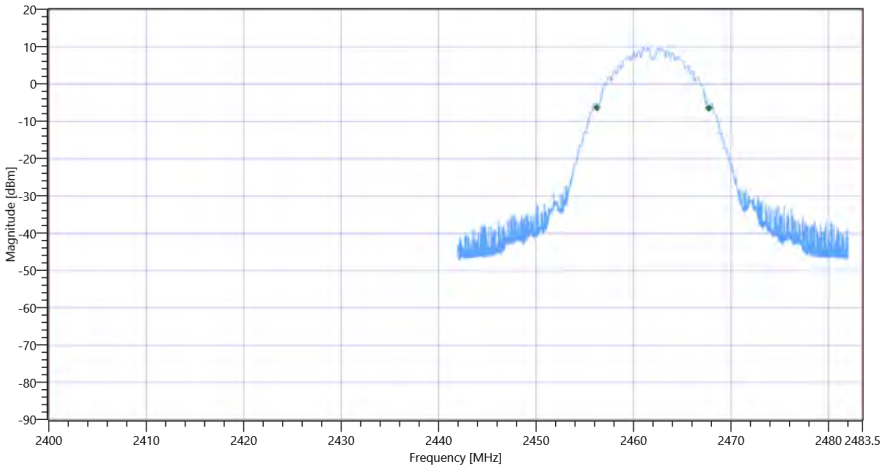

FCC 15.247, ISED RSS247 # Bandwidth 99PCT and 20dB ~ WLAN2G4 b mode

RESULT					
Test Description	Lower Limit	Upper Limit	Measured	Unit	Verdict
Bandwidth 20dB	---	---	13368	kHz	INFO
T1 20DB	2400.000000	---	2455.3200	MHz	PASS
T2 20dB	---	2483.500000	2468.6880	MHz	PASS

Plot: Bandwidth only

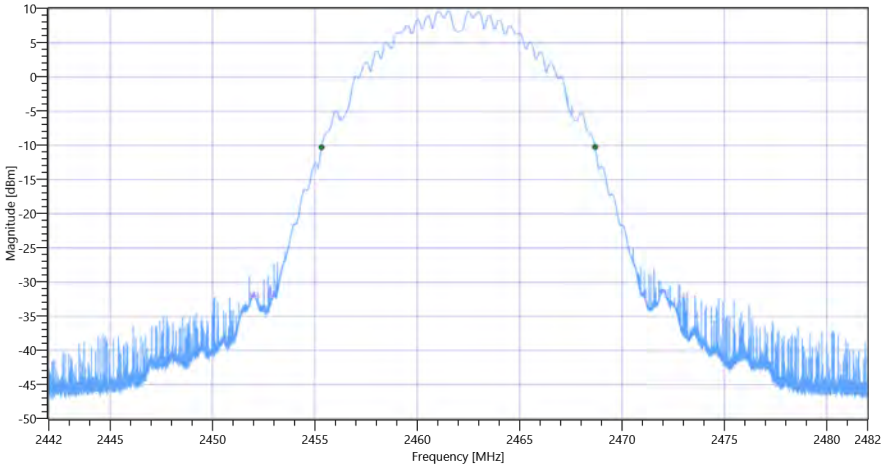

FCC 15.247, ISED RSS247 # Bandwidth 99PCT and 20dB ~ WLAN2G4 b mode 20dB

Plot: Bandwidth within Band

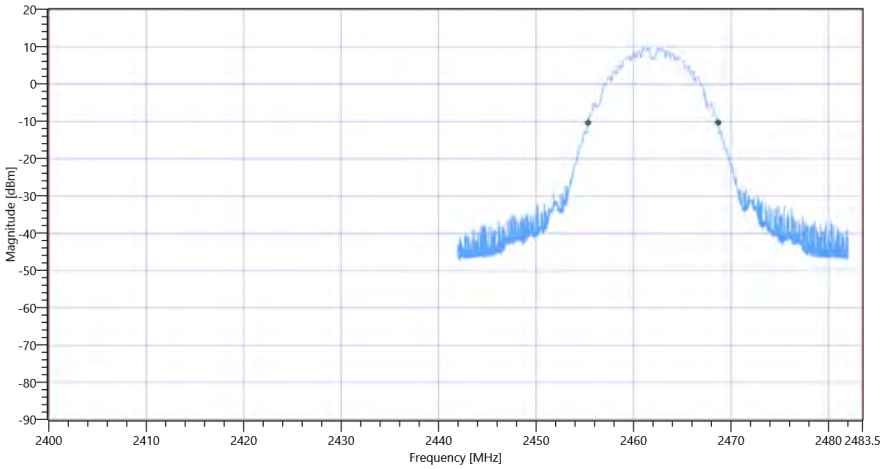

FCC 15.247, ISED RSS247 # Bandwidth 99PCT and 20dB ~ WLAN2G4 b mode

General verdict	PASS

FCC 15.247 # Maximum avg conducted output power SA DTS ~ WLAN2G4 b mode

Test References	
TC Start	06.07.2022 08:21:41
Ambit Temp [°C] | Humidity [rel%]	20.2 | 46
System Version	3.2.0.2
Test Specification	FCC 15.247 -
Test Method	ANSI C63.10-2013 Chapter 11.9.2.2.2 or .4
TC Version	0.0.1
My Description	FCC 15.247 Max Avg Output Power Conducted SA DTS - WLAN2G4 b mode
Add. Information	

EUT Common Settings WLAN2G4	
Number of Antenna Ports	2
User Interaction	No

Test Parameter	
Technology to test	WLAN2G4 b mode
Antenna Port used	1
Temperature	nom
Voltage	nom
Frequency low to test	True | Freq [MHz] 2412
Frequency mid to test	False | Freq [MHz] 2437
Frequency high to test	False | Freq [MHz] 2462
Auto Control enabled Power Supply | Climatic Box	No | No
Additional Path Loss [dB]	0.7
Switched Path	EUT - SignalingUnit - SpectrumAnalyzer

Test Equipment
Signal analyzer,Rohde&Schwarz,FSV-40,1307.9002K40/101042,3.70
Switch matrix,CTCadvanced,SPM-4 NI DAQ,28016133,NI

Test at TX 2412 MHz

RESULT: Reference Power cond.					
Test Description	Lower Limit	Upper Limit	Measured	Unit	Verdict
Ref. Power 1MHz/1MHz cond.	---	---	14.68	dBm	INFO
Ref. Frequency	---	---	2413.200	MHz	INFO

Evaluation max. Duty Cycle

Duty Cycle evaluation					
Test Description	Lower Limit	Upper Limit	Measured	Unit	Verdict
Result Summary					
Number of detected Bursts:7					
Duty Cycle (Burst Ratio) max	---	---	0.948	---	INFO
Duty Cycle max	---	---	0.232	dB	INFO
Duty Cycle (Burst Ratio) min	---	---	0.948	---	INFO
Duty Cycle min	---	---	0.232	dB	INFO
Max TX Burst Length	---	---	12.4	ms	INFO
Min Gap Length	---	---	0.675	ms	INFO
Max Gap Length	---	---	0.675	ms	INFO

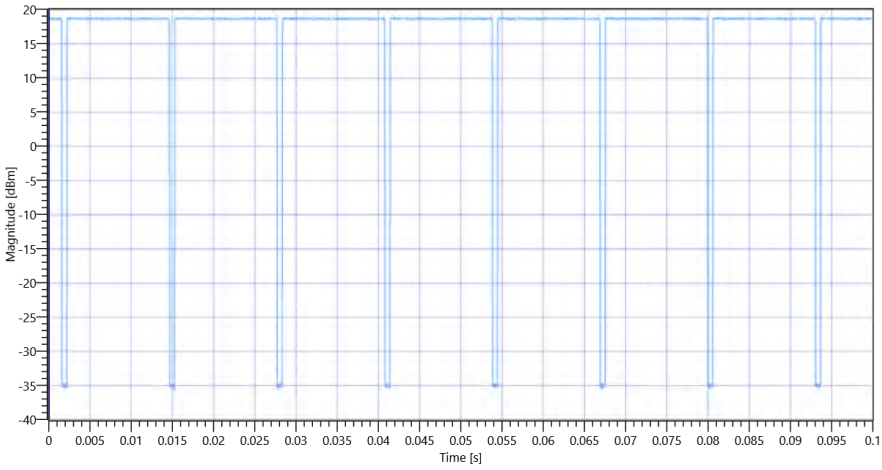

FCC 15.247 # Maximum avg conducted output power SA DTS ~ WLAN2G4 b mode 2412 MHz - DutyCycle

Maximum Avg. Output Power

READ SA SETTINGS:	
RefLevel [dBm] | RefLevelOffset [dB] | InpAtt [dB]	24.68 | 15.93 | 25
Start [MHz] | Stop [MHz]	2392.000 | 2432.000
RBW [MHz] | VBW [MHz]	0.500000 | 2.000000
Detector | TraceMode	RMS | AVER
Sweep: Time [ms] | Count | Points per Section | Type	500 | 100 | 160 | SWE

RESULT (Channel Power method)					
Test Description	Lower Limit	Upper Limit	Measured	Unit	Verdict

RESULT (Channel Power method)					
Test Description	Lower Limit	Upper Limit	Measured	Unit	Verdict
Avg Output Power uncorrected	---	---	19.01	dBm	INFO
Duty Cycle Correction	---	---	0.23	dB	INFO
Avg Output Power DC corrected	---	30	19.24	dBm	PASS

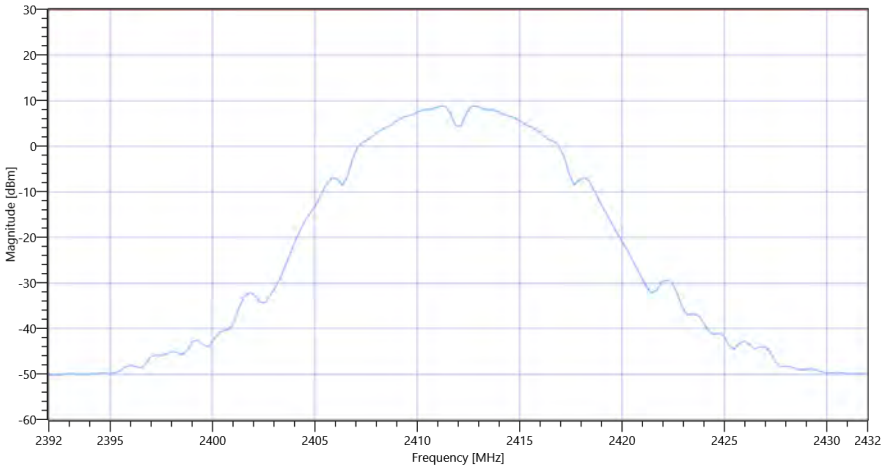

FCC 15.247 # Maximum avg conducted output power SA DTS ~ WLAN2G4 b mode

General verdict	PASS

FCC 15.247 # Maximum avg conducted output power SA DTS ~ WLAN2G4 b mode

Test References	
TC Start	06.07.2022 08:37:41
Ambit Temp [°C] | Humidity [rel%]	20.8 | 45
System Version	3.2.0.2
Test Specification	FCC 15.247 -
Test Method	ANSI C63.10-2013 Chapter 11.9.2.2.2 or .4
TC Version	0.0.1
My Description	FCC 15.247 Max Avg Output Power Conducted SA DTS - WLAN2G4 b mode
Add. Information	

EUT Common Settings WLAN2G4	
Number of Antenna Ports	2
User Interaction	No

Test Parameter	
Technology to test	WLAN2G4 b mode
Antenna Port used	1
Temperature	nom
Voltage	nom
Frequency low to test	False | Freq [MHz] 2412
Frequency mid to test	True | Freq [MHz] 2437
Frequency high to test	False | Freq [MHz] 2462
Auto Control enabled Power Supply | Climatic Box	No | No
Additional Path Loss [dB]	0.7
Switched Path	EUT - SignalingUnit - SpectrumAnalyzer

Test Equipment
Signal analyzer,Rohde&Schwarz,FSV-40,1307.9002K40/101042,3.70
Switch matrix,CTCadvanced,SPM-4 NI DAQ,28016133,NI

Test at TX 2437 MHz

RESULT: Reference Power cond.					
Test Description	Lower Limit	Upper Limit	Measured	Unit	Verdict
Ref. Power 1MHz/1MHz cond.	---	---	14.09	dBm	INFO
Ref. Frequency	---	---	2438.200	MHz	INFO

Evaluation max. Duty Cycle

Duty Cycle evaluation					
Test Description	Lower Limit	Upper Limit	Measured	Unit	Verdict
Result Summary					
Number of detected Bursts:6					
Duty Cycle (Burst Ratio) max	---	---	0.948	---	INFO
Duty Cycle max	---	---	0.232	dB	INFO
Duty Cycle (Burst Ratio) min	---	---	0.946	---	INFO
Duty Cycle min	---	---	0.241	dB	INFO
Max TX Burst Length	---	---	12.4	ms	INFO
Min Gap Length	---	---	0.675	ms	INFO
Max Gap Length	---	---	0.7	ms	INFO

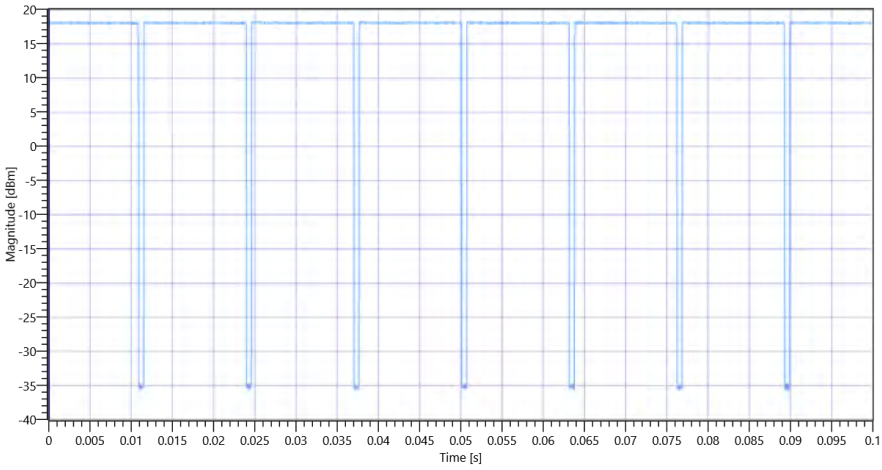

FCC 15.247 # Maximum avg conducted output power SA DTS ~ WLAN2G4 b mode 2437 MHz - DutyCycle

Maximum Avg. Output Power

READ SA SETTINGS:	
RefLevel [dBm] | RefLevelOffset [dB] | InpAtt [dB]	24.09 | 15.7 | 25
Start [MHz] | Stop [MHz]	2417.000 | 2457.000
RBW [MHz] | VBW [MHz]	0.500000 | 2.000000
Detector | TraceMode	RMS | AVER
Sweep: Time [ms] | Count | Points per Section | Type	500 | 100 | 160 | SWE

RESULT (Channel Power method)					
Test Description	Lower Limit	Upper Limit	Measured	Unit	Verdict

RESULT (Channel Power method)					
Test Description	Lower Limit	Upper Limit	Measured	Unit	Verdict
Avg Output Power uncorrected	---	---	18.49	dBm	INFO
Duty Cycle Correction	---	---	0.24	dB	INFO
Avg Output Power DC corrected	---	30	18.73	dBm	PASS

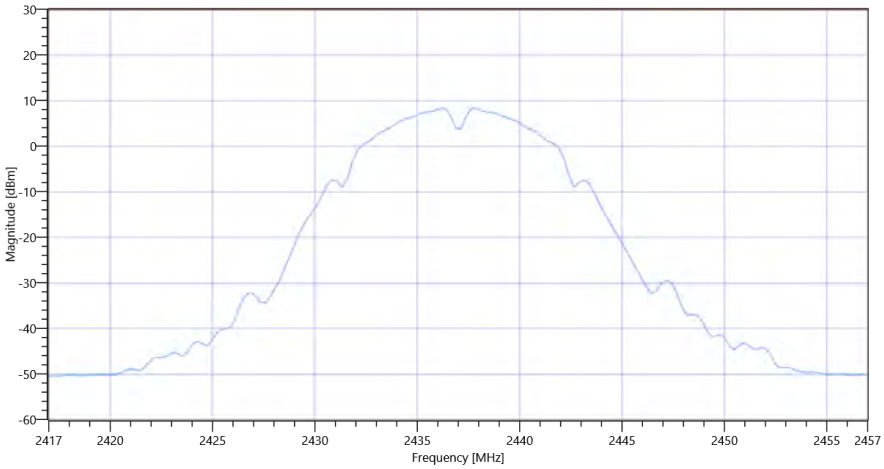

FCC 15.247 # Maximum avg conducted output power SA DTS ~ WLAN2G4 b mode

General verdict	PASS

FCC 15.247 # Maximum avg conducted output power SA DTS ~ WLAN2G4 b mode

Test References	
TC Start	06.07.2022 08:59:37
Ambit Temp [°C] | Humidity [rel%]	21.6 | 43
System Version	3.2.0.2
Test Specification	FCC 15.247 -
Test Method	ANSI C63.10-2013 Chapter 11.9.2.2.2 or .4
TC Version	0.0.1
My Description	FCC 15.247 Max Avg Output Power Conducted SA DTS - WLAN2G4 b mode
Add. Information	

EUT Common Settings WLAN2G4	
Number of Antenna Ports	2
User Interaction	No

Test Parameter	
Technology to test	WLAN2G4 b mode
Antenna Port used	1
Temperature	nom
Voltage	nom
Frequency low to test	False | Freq [MHz] 2412
Frequency mid to test	False | Freq [MHz] 2437
Frequency high to test	True | Freq [MHz] 2462
Auto Control enabled Power Supply | Climatic Box	No | No
Additional Path Loss [dB]	0.7
Switched Path	EUT - SignalingUnit - SpectrumAnalyzer

Test Equipment
Signal analyzer,Rohde&Schwarz,FSV-40,1307.9002K40/101042,3.70
Switch matrix,CTCadvanced,SPM-4 NI DAQ,28016133,NI

Test at TX 2462 MHz

RESULT: Reference Power cond.					
Test Description	Lower Limit	Upper Limit	Measured	Unit	Verdict
Ref. Power 1MHz/1MHz cond.	---	---	13.64	dBm	INFO
Ref. Frequency	---	---	2460.900	MHz	INFO

Evaluation max. Duty Cycle

Duty Cycle evaluation					
Test Description	Lower Limit	Upper Limit	Measured	Unit	Verdict
Result Summary					
Number of detected Bursts:7					
Duty Cycle (Burst Ratio) max	---	---	0.948	---	INFO
Duty Cycle max	---	---	0.232	dB	INFO
Duty Cycle (Burst Ratio) min	---	---	0.946	---	INFO
Duty Cycle min	---	---	0.241	dB	INFO
Max TX Burst Length	---	---	12.4	ms	INFO
Min Gap Length	---	---	0.675	ms	INFO
Max Gap Length	---	---	0.7	ms	INFO

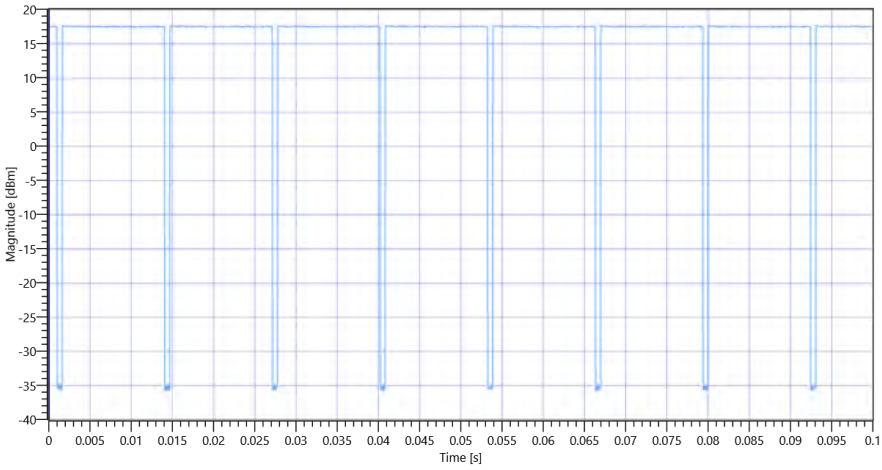

FCC 15.247 # Maximum avg conducted output power SA DTS ~ WLAN2G4 b mode 2462 MHz - DutyCycle

Maximum Avg. Output Power

READ SA SETTINGS:	
RefLevel [dBm] | RefLevelOffset [dB] | InpAtt [dB]	23.64 | 15.54 | 25
Start [MHz] | Stop [MHz]	2442.000 | 2482.000
RBW [MHz] | VBW [MHz]	0.500000 | 2.000000
Detector | TraceMode	RMS | AVER
Sweep: Time [ms] | Count | Points per Section | Type	500 | 100 | 160 | SWE

RESULT (Channel Power method)					
Test Description	Lower Limit	Upper Limit	Measured	Unit	Verdict

RESULT (Channel Power method)					
Test Description	Lower Limit	Upper Limit	Measured	Unit	Verdict
Avg Output Power uncorrected	---	---	18.04	dBm	INFO
Duty Cycle Correction	---	---	0.24	dB	INFO
Avg Output Power DC corrected	---	30	18.28	dBm	PASS

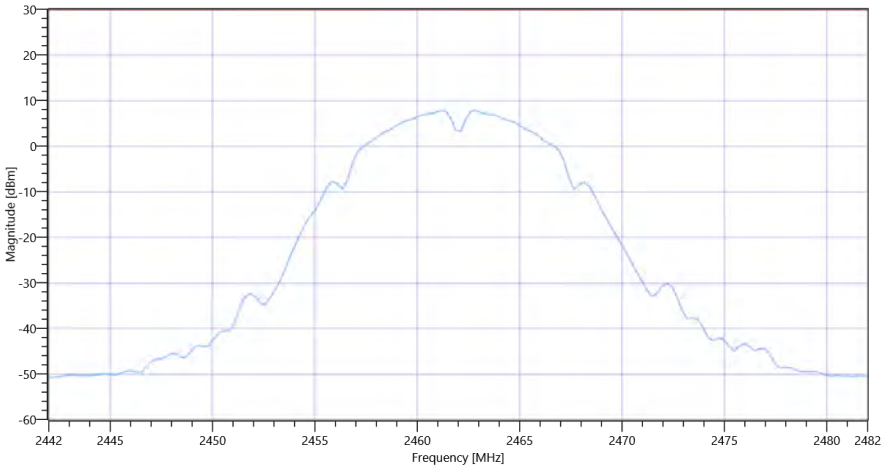

FCC 15.247 # Maximum avg conducted output power SA DTS ~ WLAN2G4 b mode

General verdict	PASS

FCC 15.247 # Maximum avg conducted output power SA DTS ~ WLAN2G4 b mode

Test References	
TC Start	06.07.2022 09:16:25
Ambit Temp [°C] | Humidity [rel%]	22.2 | 41
System Version	3.2.0.2
Test Specification	FCC 15.247 -
Test Method	ANSI C63.10-2013 Chapter 11.9.2.2.2 or .4
TC Version	0.0.1
My Description	FCC 15.247 Max Avg Output Power Conducted SA DTS - WLAN2G4 b mode
Add. Information	

EUT Common Settings WLAN2G4	
Number of Antenna Ports	2
User Interaction	No

Test Parameter	
Technology to test	WLAN2G4 b mode
Antenna Port used	2
Temperature	nom
Voltage	nom
Frequency low to test	True | Freq [MHz] 2412
Frequency mid to test	False | Freq [MHz] 2437
Frequency high to test	False | Freq [MHz] 2462
Auto Control enabled Power Supply | Climatic Box	No | No
Additional Path Loss [dB]	0.7
Switched Path	EUT - SignalingUnit - SpectrumAnalyzer

Test Equipment
Signal analyzer,Rohde&Schwarz,FSV-40,1307.9002K40/101042,3.70
Switch matrix,CTCadvanced,SPM-4 NI DAQ,28016133,NI

Test at TX 2412 MHz

RESULT: Reference Power cond.					
Test Description	Lower Limit	Upper Limit	Measured	Unit	Verdict
Ref. Power 1MHz/1MHz cond.	---	---	12.69	dBm	INFO
Ref. Frequency	---	---	2413.200	MHz	INFO

Evaluation max. Duty Cycle

Duty Cycle evaluation					
Test Description	Lower Limit	Upper Limit	Measured	Unit	Verdict
Result Summary					
Number of detected Bursts:7					
Duty Cycle (Burst Ratio) max	---	---	0.948	---	INFO
Duty Cycle max	---	---	0.232	dB	INFO
Duty Cycle (Burst Ratio) min	---	---	0.948	---	INFO
Duty Cycle min	---	---	0.232	dB	INFO
Max TX Burst Length	---	---	12.4	ms	INFO
Min Gap Length	---	---	0.675	ms	INFO
Max Gap Length	---	---	0.675	ms	INFO

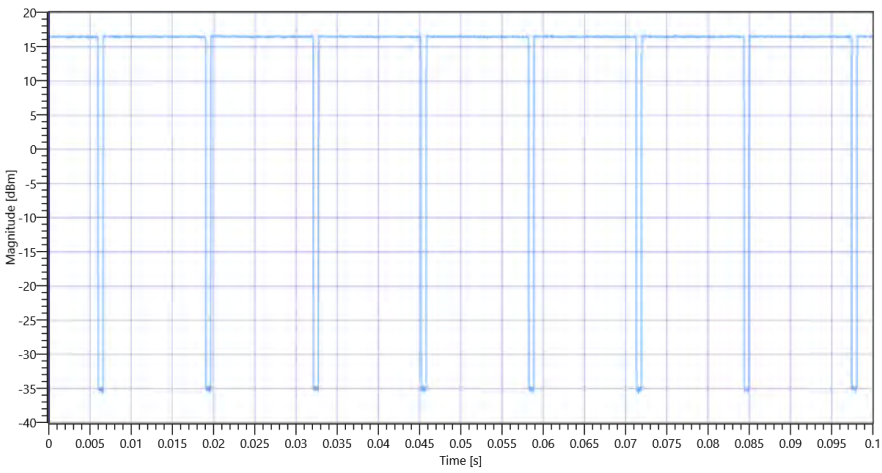

FCC 15.247 # Maximum avg conducted output power SA DTS ~ WLAN2G4 b mode 2412 MHz - DutyCycle

Maximum Avg. Output Power

READ SA SETTINGS:	
RefLevel [dBm] | RefLevelOffset [dB] | InpAtt [dB]	22.69 | 15.93 | 25
Start [MHz] | Stop [MHz]	2392.000 | 2432.000
RBW [MHz] | VBW [MHz]	0.500000 | 2.000000
Detector | TraceMode	RMS | AVER
Sweep: Time [ms] | Count | Points per Section | Type	500 | 100 | 160 | SWE

RESULT (Channel Power method)					
Test Description	Lower Limit	Upper Limit	Measured	Unit	Verdict

RESULT (Channel Power method)					
Test Description	Lower Limit	Upper Limit	Measured	Unit	Verdict
Avg Output Power uncorrected	---	---	16.94	dBm	INFO
Duty Cycle Correction	---	---	0.23	dB	INFO
Avg Output Power DC corrected	---	30	17.17	dBm	PASS

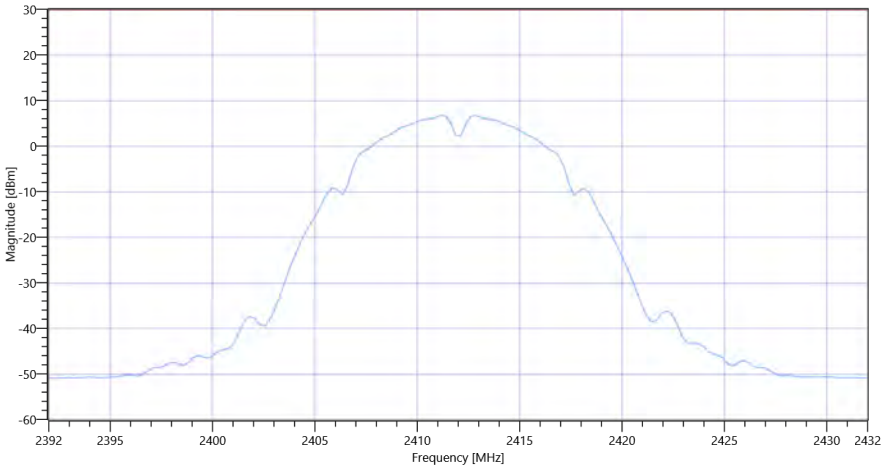

FCC 15.247 # Maximum avg conducted output power SA DTS ~ WLAN2G4 b mode

General verdict	PASS

FCC 15.247 # Maximum avg conducted output power SA DTS ~ WLAN2G4 b mode

Test References	
TC Start	06.07.2022 09:30:56
Ambit Temp [°C] | Humidity [rel%]	22.5 | 40
System Version	3.2.0.2
Test Specification	FCC 15.247 -
Test Method	ANSI C63.10-2013 Chapter 11.9.2.2.2 or .4
TC Version	0.0.1
My Description	FCC 15.247 Max Avg Output Power Conducted SA DTS - WLAN2G4 b mode
Add. Information	

EUT Common Settings WLAN2G4	
Number of Antenna Ports	2
User Interaction	No

Test Parameter	
Technology to test	WLAN2G4 b mode
Antenna Port used	2
Temperature	nom
Voltage	nom
Frequency low to test	False | Freq [MHz] 2412
Frequency mid to test	True | Freq [MHz] 2437
Frequency high to test	False | Freq [MHz] 2462
Auto Control enabled Power Supply | Climatic Box	No | No
Additional Path Loss [dB]	0.7
Switched Path	EUT - SignalingUnit - SpectrumAnalyzer

Test Equipment
Signal analyzer,Rohde&Schwarz,FSV-40,1307.9002K40/101042,3.70
Switch matrix,CTCadvanced,SPM-4 NI DAQ,28016133,NI

Test at TX 2437 MHz

RESULT: Reference Power cond.					
Test Description	Lower Limit	Upper Limit	Measured	Unit	Verdict
Ref. Power 1MHz/1MHz cond.	---	---	12.48	dBm	INFO
Ref. Frequency	---	---	2438.200	MHz	INFO

Evaluation max. Duty Cycle

Duty Cycle evaluation					
Test Description	Lower Limit	Upper Limit	Measured	Unit	Verdict
Result Summary					
Number of detected Bursts:7					
Duty Cycle (Burst Ratio) max	---	---	0.948	---	INFO
Duty Cycle max	---	---	0.232	dB	INFO
Duty Cycle (Burst Ratio) min	---	---	0.948	---	INFO
Duty Cycle min	---	---	0.232	dB	INFO
Max TX Burst Length	---	---	12.4	ms	INFO
Min Gap Length	---	---	0.675	ms	INFO
Max Gap Length	---	---	0.675	ms	INFO

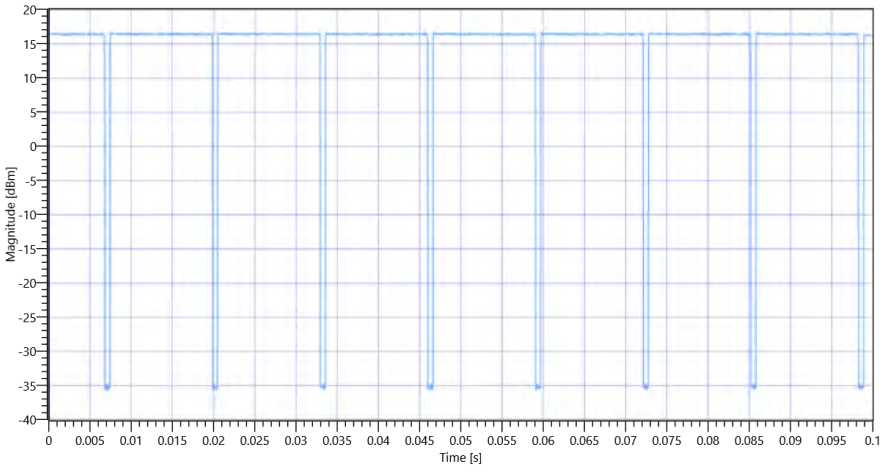

FCC 15.247 # Maximum avg conducted output power SA DTS ~ WLAN2G4 b mode 2437 MHz - DutyCycle

Maximum Avg. Output Power

READ SA SETTINGS:	
RefLevel [dBm] | RefLevelOffset [dB] | InpAtt [dB]	22.48 | 15.7 | 25
Start [MHz] | Stop [MHz]	2417.000 | 2457.000
RBW [MHz] | VBW [MHz]	0.500000 | 2.000000
Detector | TraceMode	RMS | AVER
Sweep: Time [ms] | Count | Points per Section | Type	500 | 100 | 160 | SWE

RESULT (Channel Power method)					
Test Description	Lower Limit	Upper Limit	Measured	Unit	Verdict

RESULT (Channel Power method)					
Test Description	Lower Limit	Upper Limit	Measured	Unit	Verdict
Avg Output Power uncorrected	---	---	16.82	dBm	INFO
Duty Cycle Correction	---	---	0.23	dB	INFO
Avg Output Power DC corrected	---	30	17.05	dBm	PASS

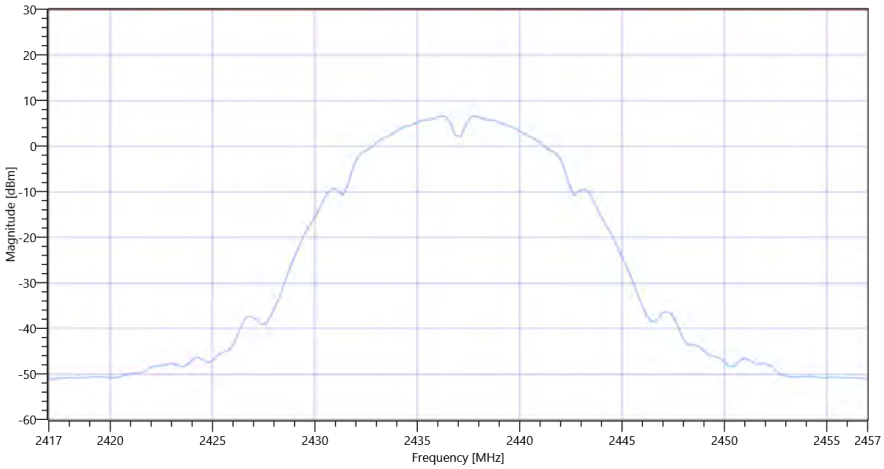

FCC 15.247 # Maximum avg conducted output power SA DTS ~ WLAN2G4 b mode

General verdict	PASS

FCC 15.247 # Maximum avg conducted output power SA DTS ~ WLAN2G4 b mode

Test References	
TC Start	06.07.2022 09:45:47
Ambit Temp [°C] | Humidity [rel%]	22.9 | 39
System Version	3.2.0.2
Test Specification	FCC 15.247 -
Test Method	ANSI C63.10-2013 Chapter 11.9.2.2.2 or .4
TC Version	0.0.1
My Description	FCC 15.247 Max Avg Output Power Conducted SA DTS - WLAN2G4 b mode
Add. Information	

EUT Common Settings WLAN2G4	
Number of Antenna Ports	2
User Interaction	No

Test Parameter	
Technology to test	WLAN2G4 b mode
Antenna Port used	2
Temperature	nom
Voltage	nom
Frequency low to test	False | Freq [MHz] 2412
Frequency mid to test	False | Freq [MHz] 2437
Frequency high to test	True | Freq [MHz] 2462
Auto Control enabled Power Supply | Climatic Box	No | No
Additional Path Loss [dB]	0.7
Switched Path	EUT - SignalingUnit - SpectrumAnalyzer

Test Equipment
Signal analyzer,Rohde&Schwarz,FSV-40,1307.9002K40/101042,3.70
Switch matrix,CTCadvanced,SPM-4 NI DAQ,28016133,NI

Test at TX 2462 MHz

RESULT: Reference Power cond.					
Test Description	Lower Limit	Upper Limit	Measured	Unit	Verdict
Ref. Power 1MHz/1MHz cond.	---	---	12.28	dBm	INFO
Ref. Frequency	---	---	2460.900	MHz	INFO

Evaluation max. Duty Cycle

Duty Cycle evaluation					
Test Description	Lower Limit	Upper Limit	Measured	Unit	Verdict
Result Summary					
Number of detected Bursts:6					
Duty Cycle (Burst Ratio) max	---	---	0.948	---	INFO
Duty Cycle max	---	---	0.232	dB	INFO
Duty Cycle (Burst Ratio) min	---	---	0.948	---	INFO
Duty Cycle min	---	---	0.232	dB	INFO
Max TX Burst Length	---	---	12.4	ms	INFO
Min Gap Length	---	---	0.675	ms	INFO
Max Gap Length	---	---	0.675	ms	INFO

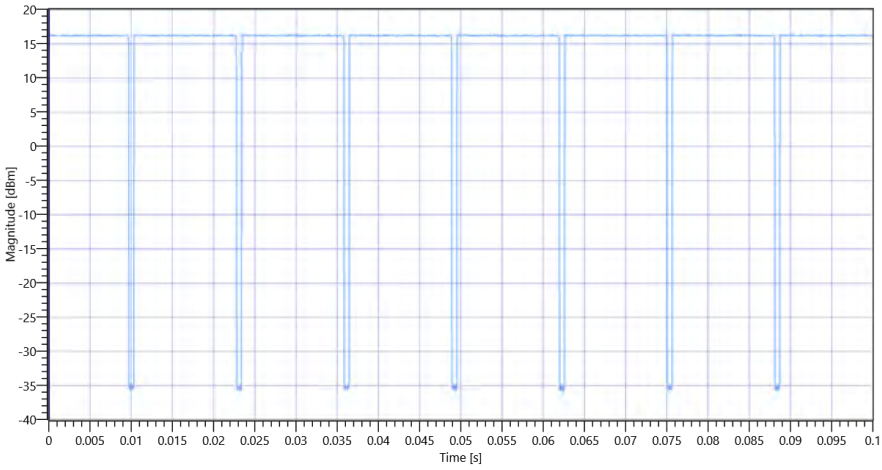

FCC 15.247 # Maximum avg conducted output power SA DTS ~ WLAN2G4 b mode 2462 MHz - DutyCycle

Maximum Avg. Output Power

READ SA SETTINGS:	
RefLevel [dBm] | RefLevelOffset [dB] | InpAtt [dB]	22.28 | 15.54 | 25
Start [MHz] | Stop [MHz]	2442.000 | 2482.000
RBW [MHz] | VBW [MHz]	0.500000 | 2.000000
Detector | TraceMode	RMS | AVER
Sweep: Time [ms] | Count | Points per Section | Type	500 | 100 | 160 | SWE

RESULT (Channel Power method)					
Test Description	Lower Limit	Upper Limit	Measured	Unit	Verdict

RESULT (Channel Power method)					
Test Description	Lower Limit	Upper Limit	Measured	Unit	Verdict
Avg Output Power uncorrected	---	---	16.7	dBm	INFO
Duty Cycle Correction	---	---	0.23	dB	INFO
Avg Output Power DC corrected	---	30	16.93	dBm	PASS

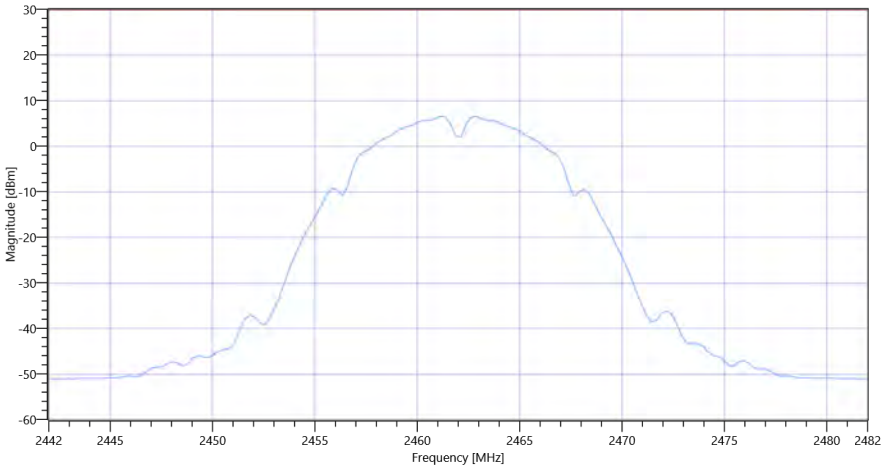

FCC 15.247 # Maximum avg conducted output power SA DTS ~ WLAN2G4 b mode

General verdict	PASS

FCC 15.247 # TX spurious conducted 30dBc ~ WLAN2G4 b mode

Test References	
TC Start	06.07.2022 08:11:48
Ambit Temp [°C] | Humidity [rel%]	19.7 | 48
System Version	3.2.0.2
Test Specification	FCC 15.247 -
Test Method	IF DTS then 8.5 DTS emissions in non-restricted frequency bands: Subclause 11.11 of ANSI C63.10 is applicable
TC Version	0.0.1
My Description	FCC 15.247 TX Emissions Conducted 30dBc DTS - WLAN2G4 b mode
Add. Information	

EUT Common Settings WLAN2G4	
Number of Antenna Ports	2
User Interaction	No

Test Parameter	
Technology to test	WLAN2G4 b mode
Antenna Port used	1
Temperature	nom
Voltage	nom
Frequency low to test	True | Freq [MHz] 2412
Frequency mid to test	False | Freq [MHz] 2437
Frequency high to test	False | Freq [MHz] 2462
Auto Control enabled Power Supply | Climatic Box	No | No
Additional Path Loss [dB]	0.7
Switched Path	EUT - SignalingUnit - SpectrumAnalyzer

Test Equipment
Signal analyzer,Rohde&Schwarz,FSV-40,1307.9002K40/101042,3.70
Switch matrix,CTCadvanced,SPM-4 NI DAQ,28016133,NI

Test at TX 2412 MHz

RESULT: Reference Power cond.					
Test Description	Lower Limit	Upper Limit	Measured	Unit	Verdict
Ref. Power 1MHz/1MHz cond.	---	---	15.09	dBm	INFO
Ref. Frequency	---	---	2413.200	MHz	INFO

READ SA SETTINGS:	
RefLevel [dBm] | RefLevelOffset [dB] | InpAtt [dB]	10.00 | 0 | 20
Start [MHz] | Stop [MHz]	24530.000 | 25030.000
RBW [MHz] | VBW [MHz]	0.100000 | 0.300000
Detector | TraceMode	POS | MAXH
Sweep: Time [ms] | Count | Points per Section | Type	200 | 25 | 3001 | SWE

RESULT					
Test Description	Lower Limit	Upper Limit	Measured	Unit	Verdict
Reference @ 2411.50 MHz	---	---	11.59	dBm	INFO
No peaks detected	---	---			PASS
Lowest margin to limit 2514.333 MHz	0	---	18.32	dB	INFO

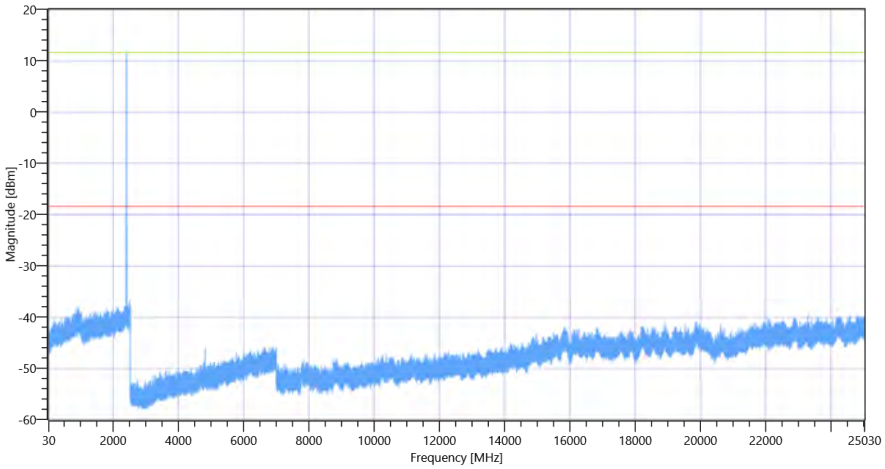

FCC 15.247 # TX spurious conducted 30dBc ~ WLAN2G4 b mode 2412

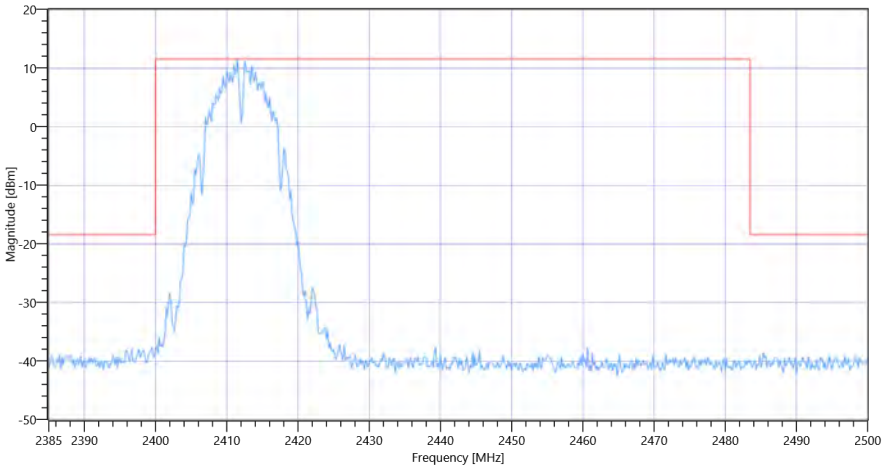

FCC 15.247 # TX spurious conducted 30dBc ~ WLAN2G4 b mode 2412

General verdict	PASS

FCC 15.247 # TX spurious conducted 30dBc ~ WLAN2G4 b mode

Test References	
TC Start	06.07.2022 08:27:31
Ambit Temp [°C] | Humidity [rel%]	20.4 | 46
System Version	3.2.0.2
Test Specification	FCC 15.247 -
Test Method	IF DTS then 8.5 DTS emissions in non-restricted frequency bands: Subclause 11.11 of ANSI C63.10 is applicable
TC Version	0.0.1
My Description	FCC 15.247 TX Emissions Conducted 30dBc DTS - WLAN2G4 b mode
Add. Information	

EUT Common Settings WLAN2G4	
Number of Antenna Ports	2
User Interaction	No

Test Parameter	
Technology to test	WLAN2G4 b mode
Antenna Port used	1
Temperature	nom
Voltage	nom
Frequency low to test	False | Freq [MHz] 2412
Frequency mid to test	True | Freq [MHz] 2437
Frequency high to test	False | Freq [MHz] 2462
Auto Control enabled Power Supply | Climatic Box	No | No
Additional Path Loss [dB]	0.7
Switched Path	EUT - SignalingUnit - SpectrumAnalyzer

Test Equipment
Signal analyzer,Rohde&Schwarz,FSV-40,1307.9002K40/101042,3.70
Switch matrix,CTCadvanced,SPM-4 NI DAQ,28016133,NI

Test at TX 2437 MHz

RESULT: Reference Power cond.					
Test Description	Lower Limit	Upper Limit	Measured	Unit	Verdict
Ref. Power 1MHz/1MHz cond.	---	---	14.13	dBm	INFO
Ref. Frequency	---	---	2438.200	MHz	INFO

READ SA SETTINGS:	
RefLevel [dBm] | RefLevelOffset [dB] | InpAtt [dB]	10.00 | 0 | 20
Start [MHz] | Stop [MHz]	24530.000 | 25030.000
RBW [MHz] | VBW [MHz]	0.100000 | 0.300000
Detector | TraceMode	POS | MAXH
Sweep: Time [ms] | Count | Points per Section | Type	200 | 25 | 3001 | SWE

RESULT					
Test Description	Lower Limit	Upper Limit	Measured	Unit	Verdict
Reference @ 2437.50 MHz	---	---	10.06	dBm	INFO
No peaks detected	---	---			PASS
Lowest margin to limit 24242.833 MHz	0	---	19.24	dB	INFO

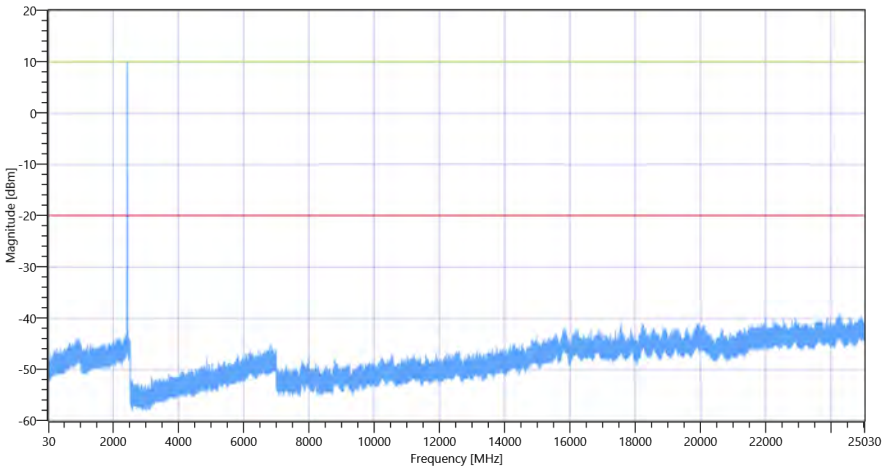

FCC 15.247 # TX spurious conducted 30dBc ~ WLAN2G4 b mode 2437

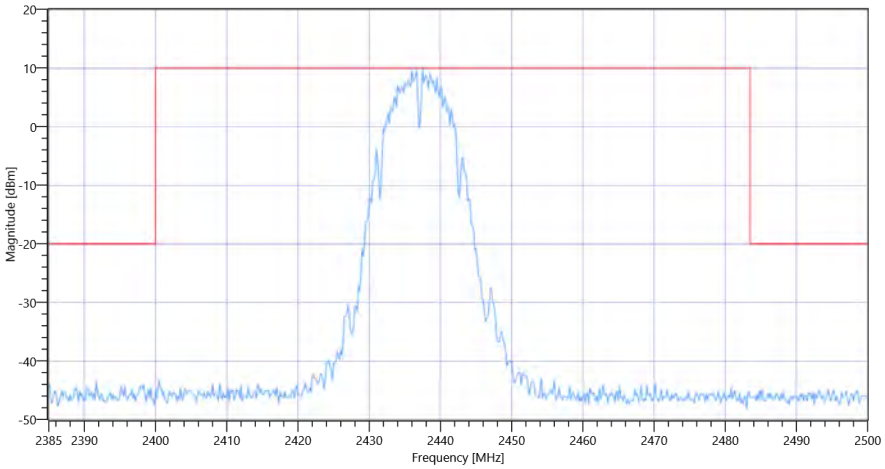

FCC 15.247 # TX spurious conducted 30dBc ~ WLAN2G4 b mode 2437

General verdict	PASS

FCC 15.247 # TX spurious conducted 30dBc ~ WLAN2G4 b mode

Test References	
TC Start	06.07.2022 08:47:44
Ambit Temp [°C] | Humidity [rel%]	21.1 | 44
System Version	3.2.0.2
Test Specification	FCC 15.247 -
Test Method	IF DTS then 8.5 DTS emissions in non-restricted frequency bands: Subclause 11.11 of ANSI C63.10 is applicable
TC Version	0.0.1
My Description	FCC 15.247 TX Emissions Conducted 30dBc DTS - WLAN2G4 b mode
Add. Information	

EUT Common Settings WLAN2G4	
Number of Antenna Ports	2
User Interaction	No

Test Parameter	
Technology to test	WLAN2G4 b mode
Antenna Port used	1
Temperature	nom
Voltage	nom
Frequency low to test	False | Freq [MHz] 2412
Frequency mid to test	False | Freq [MHz] 2437
Frequency high to test	True | Freq [MHz] 2462
Auto Control enabled Power Supply | Climatic Box	No | No
Additional Path Loss [dB]	0.7
Switched Path	EUT - SignalingUnit - SpectrumAnalyzer

Test Equipment
Signal analyzer,Rohde&Schwarz,FSV-40,1307.9002K40/101042,3.70
Switch matrix,CTCadvanced,SPM-4 NI DAQ,28016133,NI

Test at TX 2462 MHz

RESULT: Reference Power cond.					
Test Description	Lower Limit	Upper Limit	Measured	Unit	Verdict
Ref. Power 1MHz/1MHz cond.	---	---	13.71	dBm	INFO
Ref. Frequency	---	---	2460.800	MHz	INFO

READ SA SETTINGS:	
RefLevel [dBm] | RefLevelOffset [dB] | InpAtt [dB]	10.00 | 0 | 20
Start [MHz] | Stop [MHz]	24530.000 | 25030.000
RBW [MHz] | VBW [MHz]	0.100000 | 0.300000
Detector | TraceMode	POS | MAXH
Sweep: Time [ms] | Count | Points per Section | Type	200 | 25 | 3001 | SWE

RESULT					
Test Description	Lower Limit	Upper Limit	Measured	Unit	Verdict
Reference @ 2463.50 MHz	---	---	9.41	dBm	INFO
No peaks detected	---	---			PASS
Lowest margin to limit 30 MHz	0	---	-151.24	dB	INFO

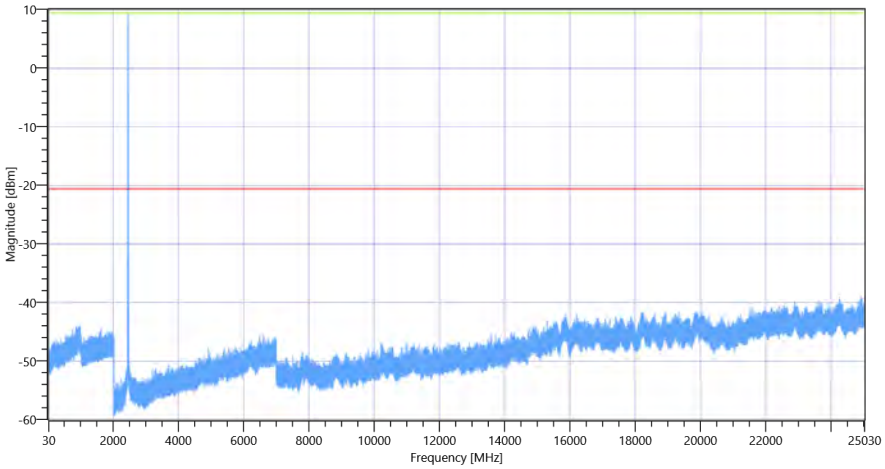

FCC 15.247 # TX spurious conducted 30dBc ~ WLAN2G4 b mode 2462

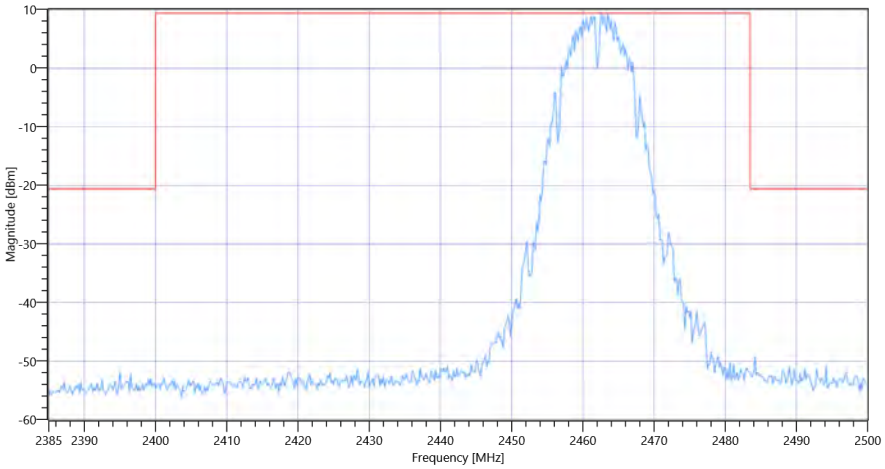

FCC 15.247 # TX spurious conducted 30dBc ~ WLAN2G4 b mode 2462

General verdict	PASS

FCC 15.247 # TX spurious conducted 30dBc ~ WLAN2G4 b mode

Test References	
TC Start	06.07.2022 09:07:34
Ambit Temp [°C] | Humidity [rel%]	21.9 | 42
System Version	3.2.0.2
Test Specification	FCC 15.247 -
Test Method	IF DTS then 8.5 DTS emissions in non-restricted frequency bands: Subclause 11.11 of ANSI C63.10 is applicable
TC Version	0.0.1
My Description	FCC 15.247 TX Emissions Conducted 30dBc DTS - WLAN2G4 b mode
Add. Information	

EUT Common Settings WLAN2G4	
Number of Antenna Ports	2
User Interaction	No

Test Parameter	
Technology to test	WLAN2G4 b mode
Antenna Port used	2
Temperature	nom
Voltage	nom
Frequency low to test	True | Freq [MHz] 2412
Frequency mid to test	False | Freq [MHz] 2437
Frequency high to test	False | Freq [MHz] 2462
Auto Control enabled Power Supply | Climatic Box	No | No
Additional Path Loss [dB]	0.7
Switched Path	EUT - SignalingUnit - SpectrumAnalyzer

Test Equipment
Signal analyzer,Rohde&Schwarz,FSV-40,1307.9002K40/101042,3.70
Switch matrix,CTCadvanced,SPM-4 NI DAQ,28016133,NI

Test at TX 2412 MHz

RESULT: Reference Power cond.					
Test Description	Lower Limit	Upper Limit	Measured	Unit	Verdict
Ref. Power 1MHz/1MHz cond.	---	---	12.65	dBm	INFO
Ref. Frequency	---	---	2413.200	MHz	INFO

READ SA SETTINGS:	
RefLevel [dBm] | RefLevelOffset [dB] | InpAtt [dB]	10.00 | 0 | 20
Start [MHz] | Stop [MHz]	24530.000 | 25030.000
RBW [MHz] | VBW [MHz]	0.100000 | 0.300000
Detector | TraceMode	POS | MAXH
Sweep: Time [ms] | Count | Points per Section | Type	200 | 25 | 3001 | SWE

RESULT					
Test Description	Lower Limit	Upper Limit	Measured	Unit	Verdict
Reference @ 2411.50 MHz	---	---	9.09	dBm	INFO
No peaks detected	---	---			PASS
Lowest margin to limit 24895.667 MHz	0	---	18.46	dB	INFO

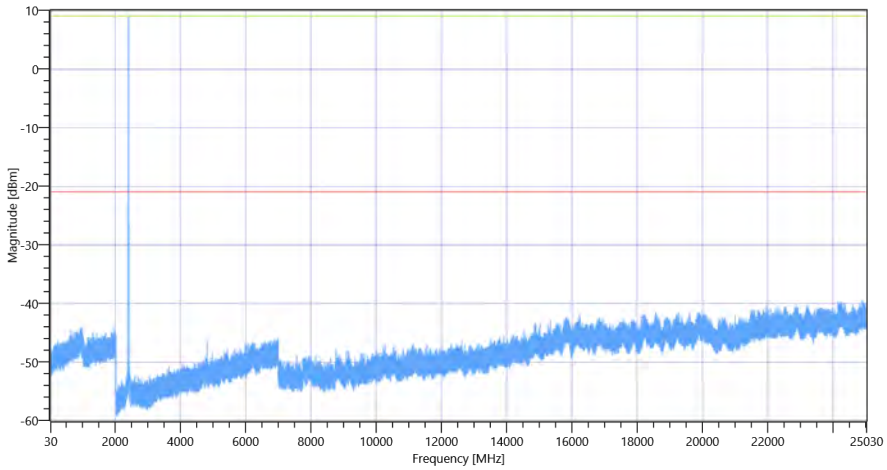

FCC 15.247 # TX spurious conducted 30dBc ~ WLAN2G4 b mode 2412

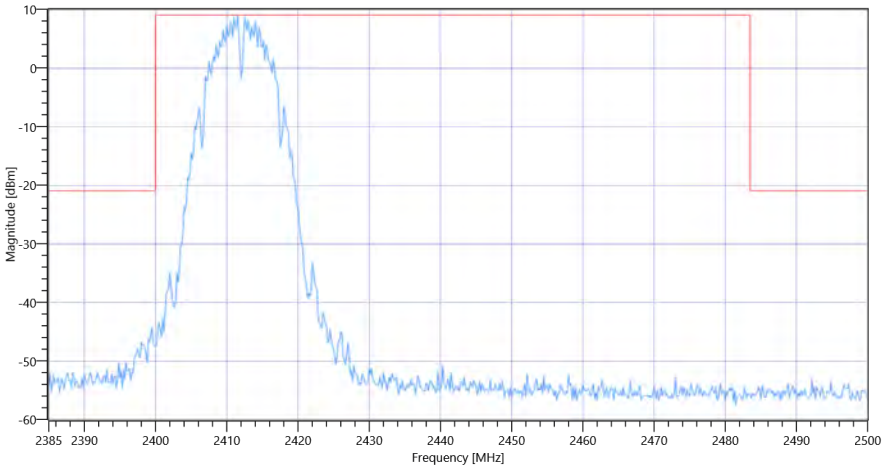

FCC 15.247 # TX spurious conducted 30dBc ~ WLAN2G4 b mode 2412

General verdict	PASS

FCC 15.247 # TX spurious conducted 30dBc ~ WLAN2G4 b mode

Test References	
TC Start	06.07.2022 09:22:10
Ambit Temp [°C] | Humidity [rel%]	22.3 | 40
System Version	3.2.0.2
Test Specification	FCC 15.247 -
Test Method	IF DTS then 8.5 DTS emissions in non-restricted frequency bands: Subclause 11.11 of ANSI C63.10 is applicable
TC Version	0.0.1
My Description	FCC 15.247 TX Emissions Conducted 30dBc DTS - WLAN2G4 b mode
Add. Information	

EUT Common Settings WLAN2G4	
Number of Antenna Ports	2
User Interaction	No

Test Parameter	
Technology to test	WLAN2G4 b mode
Antenna Port used	2
Temperature	nom
Voltage	nom
Frequency low to test	False | Freq [MHz] 2412
Frequency mid to test	True | Freq [MHz] 2437
Frequency high to test	False | Freq [MHz] 2462
Auto Control enabled Power Supply | Climatic Box	No | No
Additional Path Loss [dB]	0.7
Switched Path	EUT - SignalingUnit - SpectrumAnalyzer

Test Equipment
Signal analyzer,Rohde&Schwarz,FSV-40,1307.9002K40/101042,3.70
Switch matrix,CTCadvanced,SPM-4 NI DAQ,28016133,NI

Test at TX 2437 MHz

RESULT: Reference Power cond.					
Test Description	Lower Limit	Upper Limit	Measured	Unit	Verdict
Ref. Power 1MHz/1MHz cond.	---	---	12.49	dBm	INFO
Ref. Frequency	---	---	2435.800	MHz	INFO

READ SA SETTINGS:	
RefLevel [dBm] | RefLevelOffset [dB] | InpAtt [dB]	10.00 | 0 | 20
Start [MHz] | Stop [MHz]	24530.000 | 25030.000
RBW [MHz] | VBW [MHz]	0.100000 | 0.300000
Detector | TraceMode	POS | MAXH
Sweep: Time [ms] | Count | Points per Section | Type	200 | 25 | 3001 | SWE

RESULT					
Test Description	Lower Limit	Upper Limit	Measured	Unit	Verdict
Reference @ 2436.50 MHz	---	---	8.67	dBm	INFO
No peaks detected	---	---			PASS
Lowest margin to limit 24219.333 MHz	0	---	17.42	dB	INFO

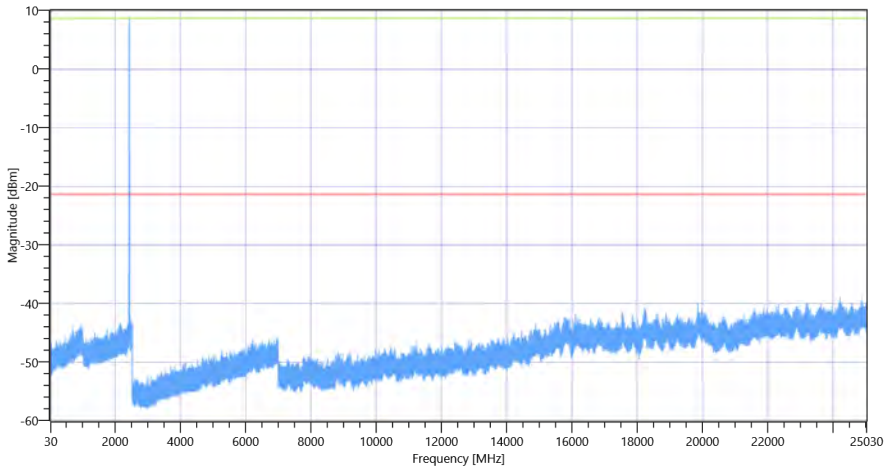

FCC 15.247 # TX spurious conducted 30dBc ~ WLAN2G4 b mode 2437

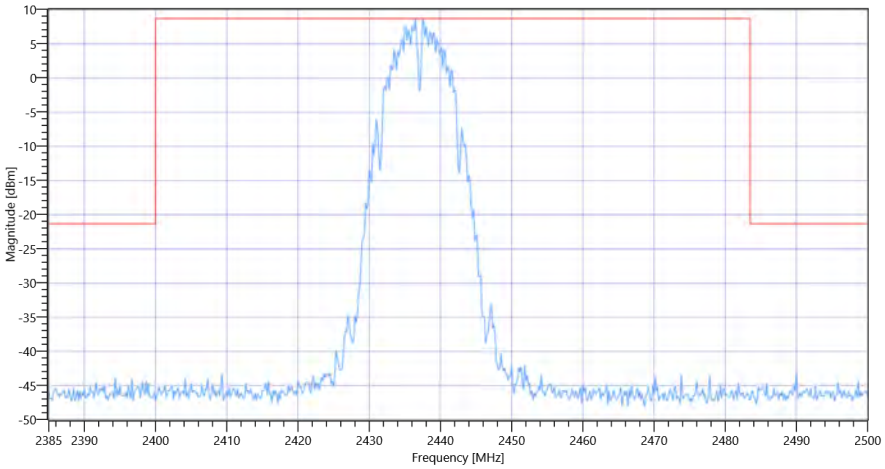

FCC 15.247 # TX spurious conducted 30dBc ~ WLAN2G4 b mode 2437

General verdict	PASS

FCC 15.247 # TX spurious conducted 30dBc ~ WLAN2G4 b mode

Test References	
TC Start	06.07.2022 09:37:04
Ambit Temp [°C] | Humidity [rel%]	22.6 | 39
System Version	3.2.0.2
Test Specification	FCC 15.247 -
Test Method	IF DTS then 8.5 DTS emissions in non-restricted frequency bands: Subclause 11.11 of ANSI C63.10 is applicable
TC Version	0.0.1
My Description	FCC 15.247 TX Emissions Conducted 30dBc DTS - WLAN2G4 b mode
Add. Information	

EUT Common Settings WLAN2G4	
Number of Antenna Ports	2
User Interaction	No

Test Parameter	
Technology to test	WLAN2G4 b mode
Antenna Port used	2
Temperature	nom
Voltage	nom
Frequency low to test	False | Freq [MHz] 2412
Frequency mid to test	False | Freq [MHz] 2437
Frequency high to test	True | Freq [MHz] 2462
Auto Control enabled Power Supply | Climatic Box	No | No
Additional Path Loss [dB]	0.7
Switched Path	EUT - SignalingUnit - SpectrumAnalyzer

Test Equipment
Signal analyzer,Rohde&Schwarz,FSV-40,1307.9002K40/101042,3.70
Switch matrix,CTCadvanced,SPM-4 NI DAQ,28016133,NI

Test at TX 2462 MHz

RESULT: Reference Power cond.					
Test Description	Lower Limit	Upper Limit	Measured	Unit	Verdict
Ref. Power 1MHz/1MHz cond.	---	---	12.38	dBm	INFO
Ref. Frequency	---	---	2460.800	MHz	INFO

READ SA SETTINGS:	
RefLevel [dBm] | RefLevelOffset [dB] | InpAtt [dB]	10.00 | 0 | 20
Start [MHz] | Stop [MHz]	24530.000 | 25030.000
RBW [MHz] | VBW [MHz]	0.100000 | 0.300000
Detector | TraceMode	POS | MAXH
Sweep: Time [ms] | Count | Points per Section | Type	200 | 25 | 3001 | SWE

RESULT					
Test Description	Lower Limit	Upper Limit	Measured	Unit	Verdict
Reference @ 2461.00 MHz	---	---	9.09	dBm	INFO
No peaks detected	---	---			PASS
Lowest margin to limit 24965.5 MHz	0	---	17.71	dB	INFO

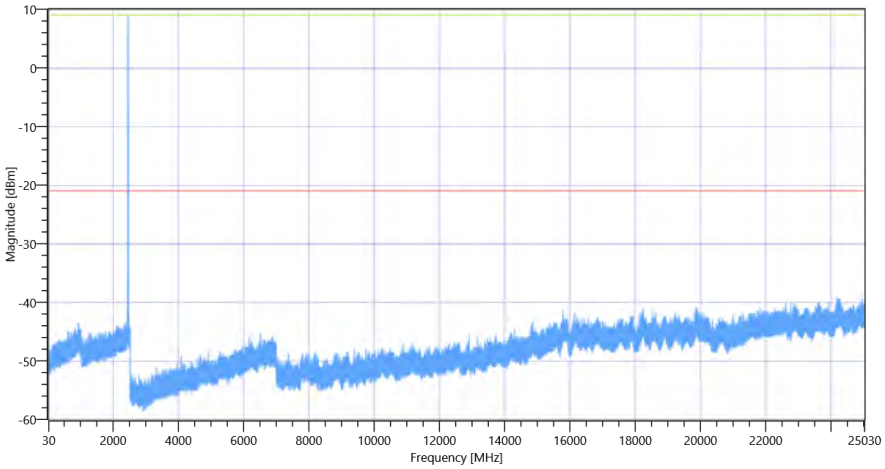

FCC 15.247 # TX spurious conducted 30dBc ~ WLAN2G4 b mode 2462

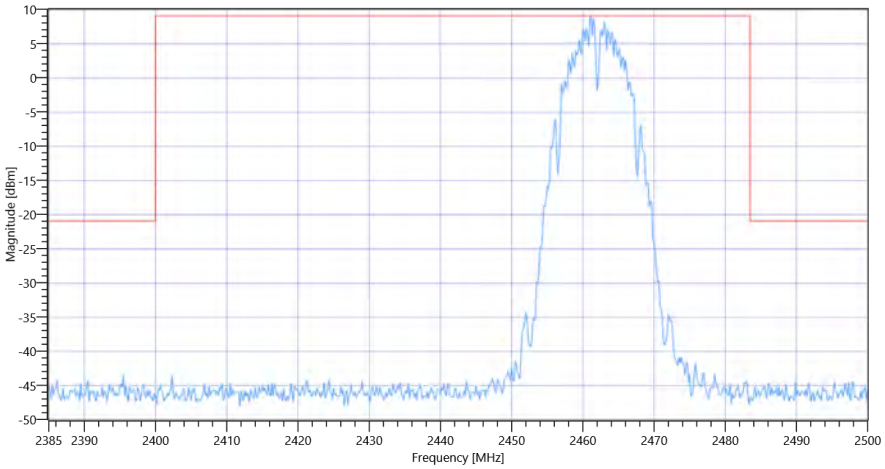

FCC 15.247 # TX spurious conducted 30dBc ~ WLAN2G4 b mode 2462

General verdict	PASS

- END OF DOCUMENT -