Measurement Results

No.1-4095/22-01-04_Annex_MR_A3

Test logging

This document is electronically signed and valid without handwritten signature.
For verification of the electronic signatures, the public keys can be requested at the testing laboratory.

Document authorized:

cn=Marco Bertolino, o=CTC advanced GmbH, ou=BTL-211209, email=marco.bertolino@ctcadvanced.com, c=DE
2022.08.30 14:29:06 +02'00'

Michael Dorongovski
Lab Manager
Radio Communications

Test/s performed:

cn=Andreas Kurzkurt, o=CTC advanced GmbH, ou=KZK-200114, email=Andreas.Kurzkurt@ctcadvanced.com, c=DE

Andreas Kurzkurt
Testing Manager
Radio Communications

Table of Content

EUT Information 3
FCC 15.247 # Avg power spectral density DTS ~ WLAN2G4 n-HT20 mode 4
FCC 15.247 # Avg power spectral density DTS ~ WLAN2G4 n-HT20 mode 7
FCC 15.247 # Avg power spectral density DTS ~ WLAN2G4 n-HT20 mode 10
FCC 15.247 # Avg power spectral density DTS ~ WLAN2G4 n-HT20 mode 13
FCC 15.247 # Avg power spectral density DTS ~ WLAN2G4 n-HT20 mode 16
FCC 15.247 # Avg power spectral density DTS ~ WLAN2G4 n-HT20 mode 19
FCC 15.247 # Bandwidth 6dB DTS ~ WLAN2G4 n-HT20 mode 22
FCC 15.247 # Bandwidth 6dB DTS ~ WLAN2G4 n-HT20 mode 24
FCC 15.247 # Bandwidth 6dB DTS ~ WLAN2G4 n-HT20 mode 26
FCC 15.247 # Bandwidth 6dB DTS ~ WLAN2G4 n-HT20 mode 28
FCC 15.247 # Bandwidth 6dB DTS ~ WLAN2G4 n-HT20 mode 30
FCC 15.247 # Bandwidth 6dB DTS ~ WLAN2G4 n-HT20 mode 32
FCC 15.247, ISED RSS247 # Bandwidth 99PCT and 20dB ~ WLAN2G4 n-HT20 mode 34
FCC 15.247, ISED RSS247 # Bandwidth 99PCT and 20dB ~ WLAN2G4 n-HT20 mode 38
FCC 15.247, ISED RSS247 # Bandwidth 99PCT and 20dB ~ WLAN2G4 n-HT20 mode 42
FCC 15.247, ISED RSS247 # Bandwidth 99PCT and 20dB ~ WLAN2G4 n-HT20 mode 46
FCC 15.247, ISED RSS247 # Bandwidth 99PCT and 20dB ~ WLAN2G4 n-HT20 mode 50
FCC 15.247, ISED RSS247 # Bandwidth 99PCT and 20dB ~ WLAN2G4 n-HT20 mode 54
FCC 15.247 # Maximum avg conducted output power SA DTS ~ WLAN2G4 n-HT20 mode 58
FCC 15.247 # Maximum avg conducted output power SA DTS ~ WLAN2G4 n-HT20 mode 61
FCC 15.247 # Maximum avg conducted output power SA DTS ~ WLAN2G4 n-HT20 mode 64
FCC 15.247 # Maximum avg conducted output power SA DTS ~ WLAN2G4 n-HT20 mode 67
FCC 15.247 # Maximum avg conducted output power SA DTS ~ WLAN2G4 n-HT20 mode 70
FCC 15.247 # Maximum avg conducted output power SA DTS ~ WLAN2G4 n-HT20 mode 73
FCC 15.247 # TX spurious conducted 30dBc ~ WLAN2G4 n-HT20 mode 76
FCC 15.247 # TX spurious conducted 30dBc ~ WLAN2G4 n-HT20 mode 79
FCC 15.247 # TX spurious conducted 30dBc ~ WLAN2G4 n-HT20 mode 82
FCC 15.247 # TX spurious conducted 30dBc ~ WLAN2G4 n-HT20 mode 85
FCC 15.247 # TX spurious conducted 30dBc ~ WLAN2G4 n-HT20 mode 88
FCC 15.247 # TX spurious conducted 30dBc ~ WLAN2G4 n-HT20 mode 91

EUT Information

EUT DEFINITION	
Manufacturer	Sagemcom
Type	DIW377 UHD ALT US
Serial Number	NI
Setup Number	1.0
Version SW	NI
Version FW	NI
Version HW	NI
Comment 1	
Comment 2	
Temperature [°C] Min	-20
Temperature [°C] Nom	20
Temperature [°C] Max	55
Voltage [V] Min	3.3
Voltage [V] Nom	3.8
Voltage [V] Max	4.2

FCC 15.247 # Avg power spectral density DTS ~ WLAN2G4 n-HT20 mode

Test References	
TC Start	06.07.2022 10:17:58
Ambit Temp [°C] | Humidity [rel%]	23.4 | 38
System Version	3.2.0.2
Test Specification	FCC 15.247 -
Test Method	ANSI C63.10-2013 Chapter 11.10.5 or.3
TC Version	0.0.1
My Description	FCC 15.247 Avg Power Spectral Density DTS - WLAN2G4 n-HT20 mode
Add. Information	

EUT Common Settings WLAN2G4	
Number of Antenna Ports	2
User Interaction	No

Test Parameter	
Technology to test	WLAN2G4 n-HT20 mode
Antenna Port used	1
Temperature	nom
Voltage	nom
Frequency low to test	True | Freq [MHz] 2412
Frequency mid to test	False | Freq [MHz] 2437
Frequency high to test	False | Freq [MHz] 2462
Auto Control enabled Power Supply | Climatic Box	No | No
Additional Path Loss [dB]	0.7
Switched Path	EUT - SignalingUnit - SpectrumAnalyzer

Test Equipment
Signal analyzer,Rohde&Schwarz,FSV-40,1307.9002K40/101042,3.70
Switch matrix,CTCadvanced,SPM-4 NI DAQ,28016133,NI

Test at TX 2412 MHz

RESULT: Reference Power cond.					
Test Description	Lower Limit	Upper Limit	Measured	Unit	Verdict
Ref. Power 1MHz/1MHz cond.	---	---	11.69	dBm	INFO
Ref. Frequency	---	---	2410.600	MHz	INFO

Evaluation max. Duty Cycle

Duty Cycle evaluation					
Test Description	Lower Limit	Upper Limit	Measured	Unit	Verdict
Result Summary					
Number of detected Bursts:91					
Duty Cycle (Burst Ratio) max	---	---	0.886	---	INFO
Duty Cycle max	---	---	0.526	dB	INFO
Duty Cycle (Burst Ratio) min	---	---	0.864	---	INFO
Duty Cycle min	---	---	0.635	dB	INFO
Max TX Burst Length	---	---	0.975	ms	INFO
Min Gap Length	---	---	0.125	ms	INFO
Max Gap Length	---	---	0.15	ms	INFO

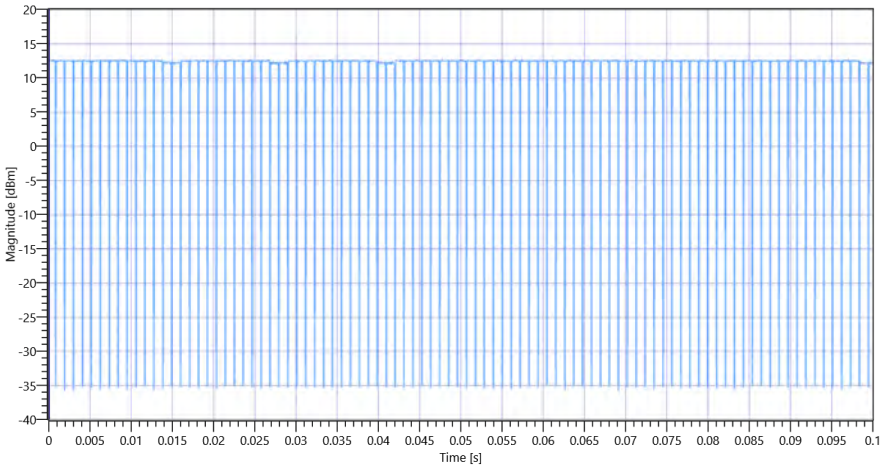

FCC 15.247 # Avg power spectral density DTS ~ WLAN2G4 n-HT20 mode 2412 MHz - DutyCycle

Avg. PSD

READ SA SETTINGS:	
RefLevel [dBm] | RefLevelOffset [dB] | InpAtt [dB]	16.69 | 15.93 | 20
Start [MHz] | Stop [MHz]	2397.000 | 2427.000
RBW [MHz] | VBW [MHz]	0.003000 | 0.010000
Detector | TraceMode	RMS | AVER
Sweep: Time [ms] | Count | Points per Section | Type	334 | 100 | 1001 | SWE

RESULT					
Test Description	Lower Limit	Upper Limit	Measured	Unit	Verdict

RESULT					
Test Description	Lower Limit	Upper Limit	Measured	Unit	Verdict
Avg PSD uncorrected	---	---	-19.37	dBm	INFO
Duty cycle correction	---	---	0.64	dB	INFO
Avg PSD DC corrected	---	8	-18.73	dBm/3KHz	PASS

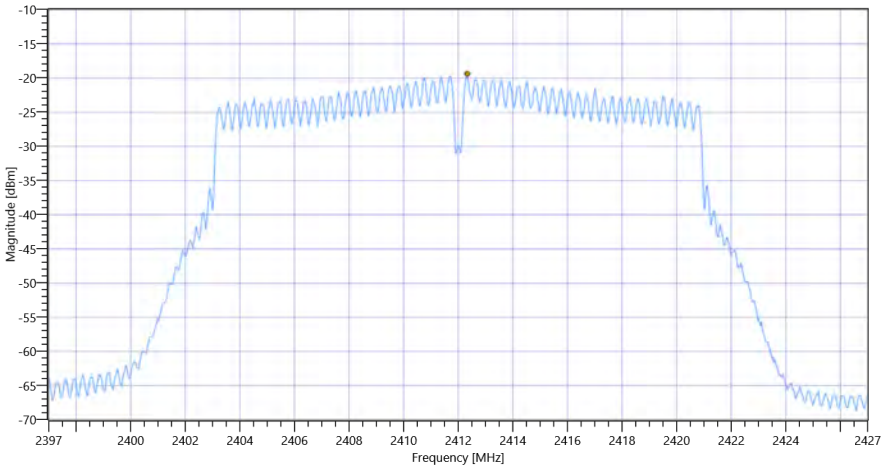

FCC 15.247 # Avg power spectral density DTS ~ WLAN2G4 n-HT20 mode

General verdict	PASS

FCC 15.247 # Avg power spectral density DTS ~ WLAN2G4 n-HT20 mode

Test References	
TC Start	06.07.2022 10:31:50
Ambit Temp [°C] | Humidity [rel%]	23.6 | 37
System Version	3.2.0.2
Test Specification	FCC 15.247 -
Test Method	ANSI C63.10-2013 Chapter 11.10.5 or.3
TC Version	0.0.1
My Description	FCC 15.247 Avg Power Spectral Density DTS - WLAN2G4 n-HT20 mode
Add. Information	

EUT Common Settings WLAN2G4	
Number of Antenna Ports	2
User Interaction	No

Test Parameter	
Technology to test	WLAN2G4 n-HT20 mode
Antenna Port used	1
Temperature	nom
Voltage	nom
Frequency low to test	False | Freq [MHz] 2412
Frequency mid to test	True | Freq [MHz] 2437
Frequency high to test	False | Freq [MHz] 2462
Auto Control enabled Power Supply | Climatic Box	No | No
Additional Path Loss [dB]	0.7
Switched Path	EUT - SignalingUnit - SpectrumAnalyzer

Test Equipment
Signal analyzer,Rohde&Schwarz,FSV-40,1307.9002K40/101042,3.70
Switch matrix,CTCadvanced,SPM-4 NI DAQ,28016133,NI

Test at TX 2437 MHz

RESULT: Reference Power cond.					
Test Description	Lower Limit	Upper Limit	Measured	Unit	Verdict
Ref. Power 1MHz/1MHz cond.	---	---	10.45	dBm	INFO
Ref. Frequency	---	---	2439.500	MHz	INFO

Evaluation max. Duty Cycle

Duty Cycle evaluation					
Test Description	Lower Limit	Upper Limit	Measured	Unit	Verdict
Result Summary					
Number of detected Bursts:91					
Duty Cycle (Burst Ratio) max	---	---	0.886	---	INFO
Duty Cycle max	---	---	0.526	dB	INFO
Duty Cycle (Burst Ratio) min	---	---	0.864	---	INFO
Duty Cycle min	---	---	0.635	dB	INFO
Max TX Burst Length	---	---	0.975	ms	INFO
Min Gap Length	---	---	0.125	ms	INFO
Max Gap Length	---	---	0.15	ms	INFO

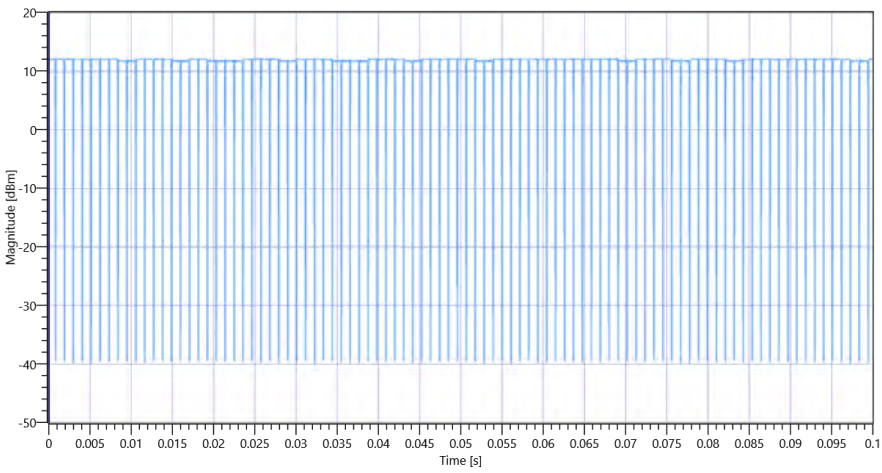

FCC 15.247 # Avg power spectral density DTS ~ WLAN2G4 n-HT20 mode 2437 MHz - DutyCycle

Avg. PSD

READ SA SETTINGS:	
RefLevel [dBm] | RefLevelOffset [dB] | InpAtt [dB]	15.45 | 15.7 | 15
Start [MHz] | Stop [MHz]	2422.000 | 2452.000
RBW [MHz] | VBW [MHz]	0.003000 | 0.010000
Detector | TraceMode	RMS | AVER
Sweep: Time [ms] | Count | Points per Section | Type	334 | 100 | 1001 | SWE

RESULT					
Test Description	Lower Limit	Upper Limit	Measured	Unit	Verdict

RESULT					
Test Description	Lower Limit	Upper Limit	Measured	Unit	Verdict
Avg PSD uncorrected	---	---	-21.09	dBm	INFO
Duty cycle correction	---	---	0.64	dB	INFO
Avg PSD DC corrected	---	8	-20.45	dBm/3KHz	PASS

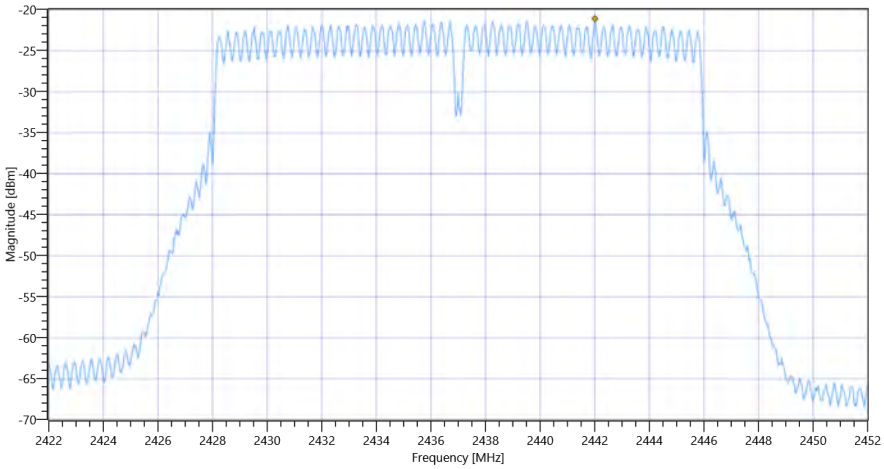

FCC 15.247 # Avg power spectral density DTS ~ WLAN2G4 n-HT20 mode

General verdict	PASS

FCC 15.247 # Avg power spectral density DTS ~ WLAN2G4 n-HT20 mode

Test References	
TC Start	06.07.2022 10:46:52
Ambit Temp [°C] | Humidity [rel%]	23.8 | 36
System Version	3.2.0.2
Test Specification	FCC 15.247 -
Test Method	ANSI C63.10-2013 Chapter 11.10.5 or.3
TC Version	0.0.1
My Description	FCC 15.247 Avg Power Spectral Density DTS - WLAN2G4 n-HT20 mode
Add. Information	

EUT Common Settings WLAN2G4	
Number of Antenna Ports	2
User Interaction	No

Test Parameter	
Technology to test	WLAN2G4 n-HT20 mode
Antenna Port used	1
Temperature	nom
Voltage	nom
Frequency low to test	False | Freq [MHz] 2412
Frequency mid to test	False | Freq [MHz] 2437
Frequency high to test	True | Freq [MHz] 2462
Auto Control enabled Power Supply | Climatic Box	No | No
Additional Path Loss [dB]	0.7
Switched Path	EUT - SignalingUnit - SpectrumAnalyzer

Test Equipment
Signal analyzer,Rohde&Schwarz,FSV-40,1307.9002K40/101042,3.70
Switch matrix,CTCadvanced,SPM-4 NI DAQ,28016133,NI

Test at TX 2462 MHz

RESULT: Reference Power cond.					
Test Description	Lower Limit	Upper Limit	Measured	Unit	Verdict
Ref. Power 1MHz/1MHz cond.	---	---	10.74	dBm	INFO
Ref. Frequency	---	---	2462.900	MHz	INFO

Evaluation max. Duty Cycle

Duty Cycle evaluation					
Test Description	Lower Limit	Upper Limit	Measured	Unit	Verdict
Result Summary					
Number of detected Bursts:91					
Duty Cycle (Burst Ratio) max	---	---	0.886	---	INFO
Duty Cycle max	---	---	0.526	dB	INFO
Duty Cycle (Burst Ratio) min	---	---	0.864	---	INFO
Duty Cycle min	---	---	0.635	dB	INFO
Max TX Burst Length	---	---	0.975	ms	INFO
Min Gap Length	---	---	0.125	ms	INFO
Max Gap Length	---	---	0.15	ms	INFO

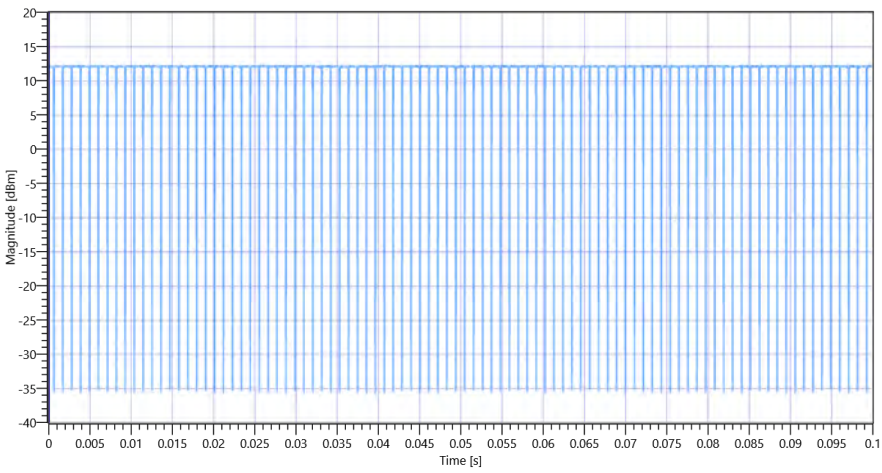

FCC 15.247 # Avg power spectral density DTS ~ WLAN2G4 n-HT20 mode 2462 MHz - DutyCycle

Avg. PSD

READ SA SETTINGS:	
RefLevel [dBm] | RefLevelOffset [dB] | InpAtt [dB]	15.74 | 15.54 | 20
Start [MHz] | Stop [MHz]	2447.000 | 2477.000
RBW [MHz] | VBW [MHz]	0.003000 | 0.010000
Detector | TraceMode	RMS | AVER
Sweep: Time [ms] | Count | Points per Section | Type	334 | 100 | 1001 | SWE

RESULT					
Test Description	Lower Limit	Upper Limit	Measured	Unit	Verdict

RESULT					
Test Description	Lower Limit	Upper Limit	Measured	Unit	Verdict
Avg PSD uncorrected	---	---	-19.75	dBm	INFO
Duty cycle correction	---	---	0.64	dB	INFO
Avg PSD DC corrected	---	8	-19.11	dBm/3KHz	PASS

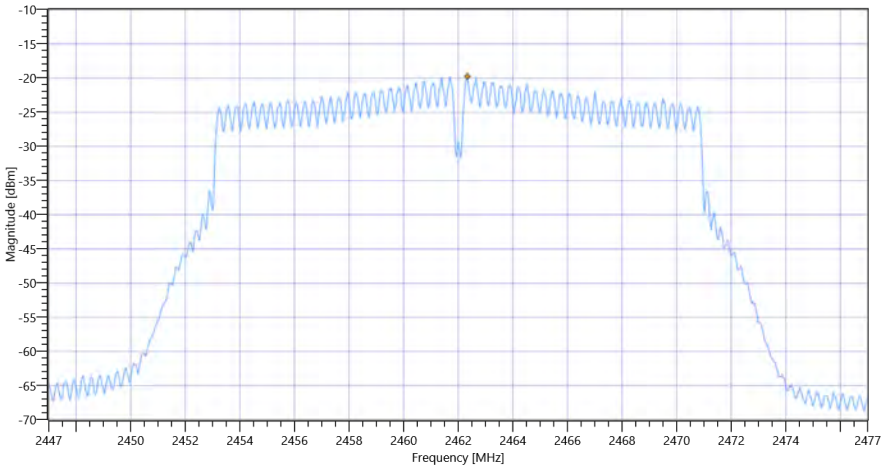

FCC 15.247 # Avg power spectral density DTS ~ WLAN2G4 n-HT20 mode

General verdict	PASS

FCC 15.247 # Avg power spectral density DTS ~ WLAN2G4 n-HT20 mode

Test References	
TC Start	06.07.2022 11:01:16
Ambit Temp [°C] | Humidity [rel%]	24.2 | 36
System Version	3.2.0.2
Test Specification	FCC 15.247 -
Test Method	ANSI C63.10-2013 Chapter 11.10.5 or.3
TC Version	0.0.1
My Description	FCC 15.247 Avg Power Spectral Density DTS - WLAN2G4 n-HT20 mode
Add. Information	

EUT Common Settings WLAN2G4	
Number of Antenna Ports	2
User Interaction	No

Test Parameter	
Technology to test	WLAN2G4 n-HT20 mode
Antenna Port used	2
Temperature	nom
Voltage	nom
Frequency low to test	True | Freq [MHz] 2412
Frequency mid to test	False | Freq [MHz] 2437
Frequency high to test	False | Freq [MHz] 2462
Auto Control enabled Power Supply | Climatic Box	No | No
Additional Path Loss [dB]	0.7
Switched Path	EUT - SignalingUnit - SpectrumAnalyzer

Test Equipment
Signal analyzer,Rohde&Schwarz,FSV-40,1307.9002K40/101042,3.70
Switch matrix,CTCadvanced,SPM-4 NI DAQ,28016133,NI

Test at TX 2412 MHz

RESULT: Reference Power cond.					
Test Description	Lower Limit	Upper Limit	Measured	Unit	Verdict
Ref. Power 1MHz/1MHz cond.	---	---	11.35	dBm	INFO
Ref. Frequency	---	---	2413.900	MHz	INFO

Evaluation max. Duty Cycle

Duty Cycle evaluation					
Test Description	Lower Limit	Upper Limit	Measured	Unit	Verdict
Result Summary					
Number of detected Bursts:91					
Duty Cycle (Burst Ratio) max	---	---	0.886	---	INFO
Duty Cycle max	---	---	0.526	dB	INFO
Duty Cycle (Burst Ratio) min	---	---	0.864	---	INFO
Duty Cycle min	---	---	0.635	dB	INFO
Max TX Burst Length	---	---	0.975	ms	INFO
Min Gap Length	---	---	0.125	ms	INFO
Max Gap Length	---	---	0.15	ms	INFO

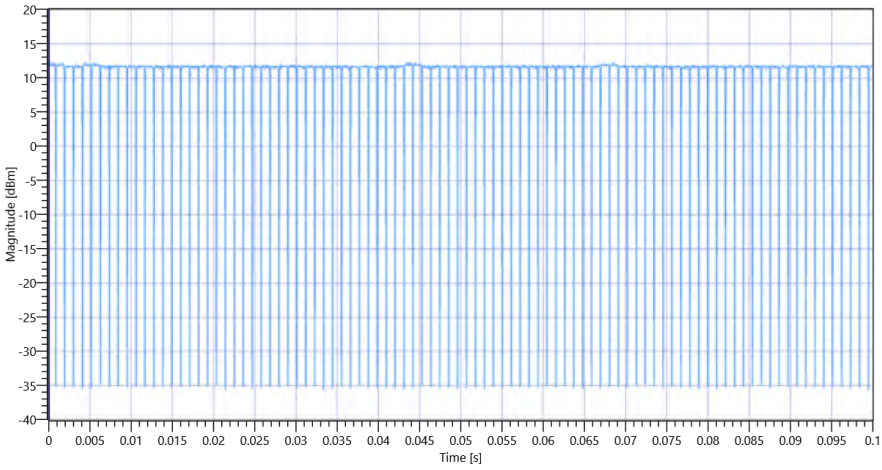

FCC 15.247 # Avg power spectral density DTS ~ WLAN2G4 n-HT20 mode 2412 MHz - DutyCycle

Avg. PSD

READ SA SETTINGS:	
RefLevel [dBm] | RefLevelOffset [dB] | InpAtt [dB]	16.35 | 15.93 | 20
Start [MHz] | Stop [MHz]	2397.000 | 2427.000
RBW [MHz] | VBW [MHz]	0.003000 | 0.010000
Detector | TraceMode	RMS | AVER
Sweep: Time [ms] | Count | Points per Section | Type	334 | 100 | 1001 | SWE

RESULT					
Test Description	Lower Limit	Upper Limit	Measured	Unit	Verdict

RESULT					
Test Description	Lower Limit	Upper Limit	Measured	Unit	Verdict
Avg PSD uncorrected	---	---	-20.43	dBm	INFO
Duty cycle correction	---	---	0.64	dB	INFO
Avg PSD DC corrected	---	8	-19.79	dBm/3KHz	PASS

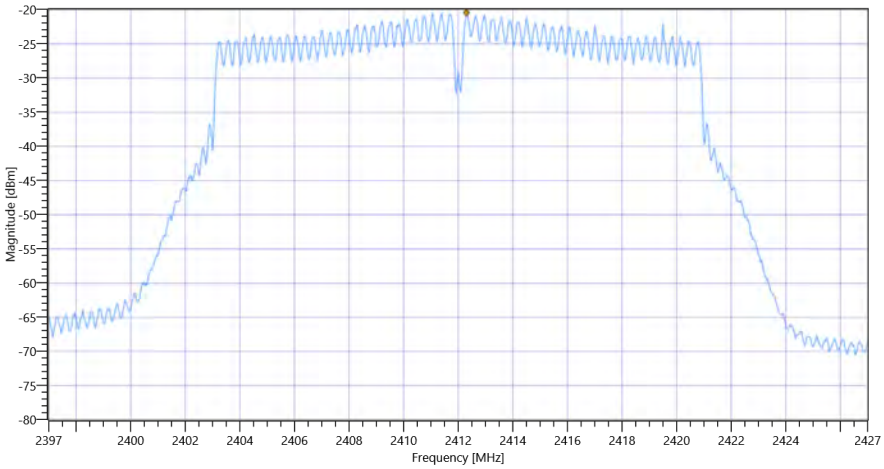

FCC 15.247 # Avg power spectral density DTS ~ WLAN2G4 n-HT20 mode

General verdict	PASS

FCC 15.247 # Avg power spectral density DTS ~ WLAN2G4 n-HT20 mode

Test References	
TC Start	06.07.2022 11:16:31
Ambit Temp [°C] | Humidity [rel%]	24.5 | 35
System Version	3.2.0.2
Test Specification	FCC 15.247 -
Test Method	ANSI C63.10-2013 Chapter 11.10.5 or.3
TC Version	0.0.1
My Description	FCC 15.247 Avg Power Spectral Density DTS - WLAN2G4 n-HT20 mode
Add. Information	

EUT Common Settings WLAN2G4	
Number of Antenna Ports	2
User Interaction	No

Test Parameter	
Technology to test	WLAN2G4 n-HT20 mode
Antenna Port used	2
Temperature	nom
Voltage	nom
Frequency low to test	False | Freq [MHz] 2412
Frequency mid to test	True | Freq [MHz] 2437
Frequency high to test	False | Freq [MHz] 2462
Auto Control enabled Power Supply | Climatic Box	No | No
Additional Path Loss [dB]	0.7
Switched Path	EUT - SignalingUnit - SpectrumAnalyzer

Test Equipment
Signal analyzer,Rohde&Schwarz,FSV-40,1307.9002K40/101042,3.70
Switch matrix,CTCadvanced,SPM-4 NI DAQ,28016133,NI

Test at TX 2437 MHz

RESULT: Reference Power cond.					
Test Description	Lower Limit	Upper Limit	Measured	Unit	Verdict
Ref. Power 1MHz/1MHz cond.	---	---	11.22	dBm	INFO
Ref. Frequency	---	---	2435.100	MHz	INFO

Evaluation max. Duty Cycle

Duty Cycle evaluation					
Test Description	Lower Limit	Upper Limit	Measured	Unit	Verdict
Result Summary					
Number of detected Bursts:91					
Duty Cycle (Burst Ratio) max	---	---	0.886	---	INFO
Duty Cycle max	---	---	0.526	dB	INFO
Duty Cycle (Burst Ratio) min	---	---	0.864	---	INFO
Duty Cycle min	---	---	0.635	dB	INFO
Max TX Burst Length	---	---	0.975	ms	INFO
Min Gap Length	---	---	0.125	ms	INFO
Max Gap Length	---	---	0.15	ms	INFO

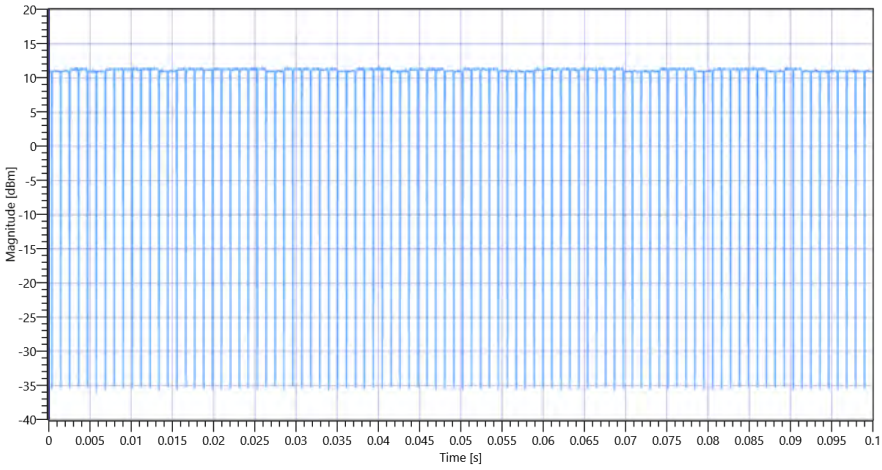

FCC 15.247 # Avg power spectral density DTS ~ WLAN2G4 n-HT20 mode 2437 MHz - DutyCycle

Avg. PSD

READ SA SETTINGS:	
RefLevel [dBm] | RefLevelOffset [dB] | InpAtt [dB]	16.22 | 15.7 | 20
Start [MHz] | Stop [MHz]	2422.000 | 2452.000
RBW [MHz] | VBW [MHz]	0.003000 | 0.010000
Detector | TraceMode	RMS | AVER
Sweep: Time [ms] | Count | Points per Section | Type	334 | 100 | 1001 | SWE

RESULT					
Test Description	Lower Limit	Upper Limit	Measured	Unit	Verdict

RESULT					
Test Description	Lower Limit	Upper Limit	Measured	Unit	Verdict
Avg PSD uncorrected	---	---	-21.47	dBm	INFO
Duty cycle correction	---	---	0.64	dB	INFO
Avg PSD DC corrected	---	8	-20.83	dBm/3KHz	PASS

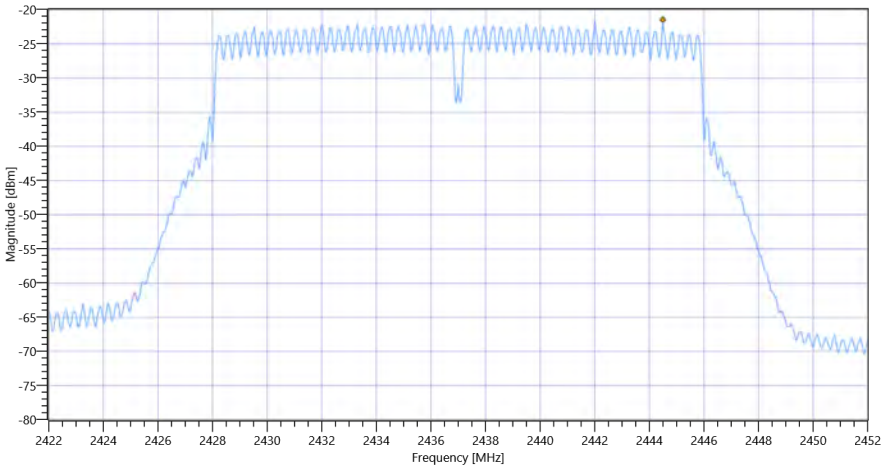

FCC 15.247 # Avg power spectral density DTS ~ WLAN2G4 n-HT20 mode

General verdict	PASS

FCC 15.247 # Avg power spectral density DTS ~ WLAN2G4 n-HT20 mode

Test References	
TC Start	06.07.2022 11:33:04
Ambit Temp [°C] | Humidity [rel%]	24.9 | 34
System Version	3.2.0.2
Test Specification	FCC 15.247 -
Test Method	ANSI C63.10-2013 Chapter 11.10.5 or.3
TC Version	0.0.1
My Description	FCC 15.247 Avg Power Spectral Density DTS - WLAN2G4 n-HT20 mode
Add. Information	

EUT Common Settings WLAN2G4	
Number of Antenna Ports	2
User Interaction	No

Test Parameter	
Technology to test	WLAN2G4 n-HT20 mode
Antenna Port used	2
Temperature	nom
Voltage	nom
Frequency low to test	False | Freq [MHz] 2412
Frequency mid to test	False | Freq [MHz] 2437
Frequency high to test	True | Freq [MHz] 2462
Auto Control enabled Power Supply | Climatic Box	No | No
Additional Path Loss [dB]	0.7
Switched Path	EUT - SignalingUnit - SpectrumAnalyzer

Test Equipment
Signal analyzer,Rohde&Schwarz,FSV-40,1307.9002K40/101042,3.70
Switch matrix,CTCadvanced,SPM-4 NI DAQ,28016133,NI

Test at TX 2462 MHz

RESULT: Reference Power cond.					
Test Description	Lower Limit	Upper Limit	Measured	Unit	Verdict
Ref. Power 1MHz/1MHz cond.	---	---	10.78	dBm	INFO
Ref. Frequency	---	---	2462.900	MHz	INFO

Evaluation max. Duty Cycle

Duty Cycle evaluation					
Test Description	Lower Limit	Upper Limit	Measured	Unit	Verdict
Result Summary					
Number of detected Bursts:92					
Duty Cycle (Burst Ratio) max	---	---	0.886	---	INFO
Duty Cycle max	---	---	0.526	dB	INFO
Duty Cycle (Burst Ratio) min	---	---	0.864	---	INFO
Duty Cycle min	---	---	0.635	dB	INFO
Max TX Burst Length	---	---	0.975	ms	INFO
Min Gap Length	---	---	0.125	ms	INFO
Max Gap Length	---	---	0.15	ms	INFO

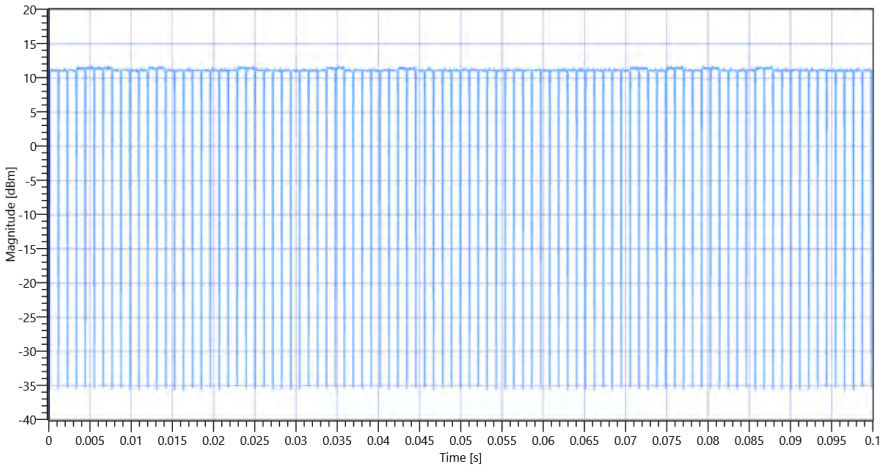

FCC 15.247 # Avg power spectral density DTS ~ WLAN2G4 n-HT20 mode 2462 MHz - DutyCycle

Avg. PSD

READ SA SETTINGS:	
RefLevel [dBm] | RefLevelOffset [dB] | InpAtt [dB]	15.78 | 15.54 | 20
Start [MHz] | Stop [MHz]	2447.000 | 2477.000
RBW [MHz] | VBW [MHz]	0.003000 | 0.010000
Detector | TraceMode	RMS | AVER
Sweep: Time [ms] | Count | Points per Section | Type	334 | 100 | 1001 | SWE

RESULT					
Test Description	Lower Limit	Upper Limit	Measured	Unit	Verdict

RESULT					
Test Description	Lower Limit	Upper Limit	Measured	Unit	Verdict
Avg PSD uncorrected	---	---	-21.03	dBm	INFO
Duty cycle correction	---	---	0.64	dB	INFO
Avg PSD DC corrected	---	8	-20.39	dBm/3KHz	PASS

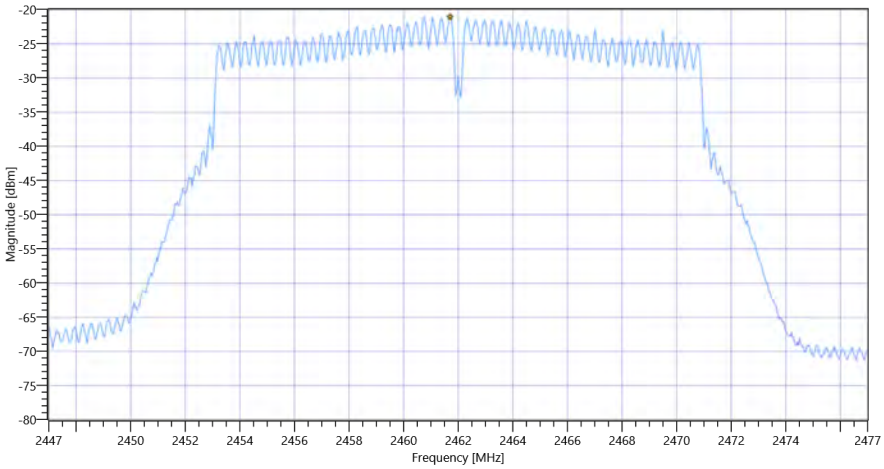

FCC 15.247 # Avg power spectral density DTS ~ WLAN2G4 n-HT20 mode

General verdict	PASS

FCC 15.247 # Bandwidth 6dB DTS ~ WLAN2G4 n-HT20 mode

Test References	
TC Start	06.07.2022 10:17:19
Ambit Temp [°C] | Humidity [rel%]	23.4 | 38
System Version	3.2.0.2
Test Specification	FCC 15.247 -
Test Method	
TC Version	0.0.1
My Description	FCC 15.247 Bandwidth 6dB DTS - WLAN2G4 n-HT20 mode
Add. Information	

EUT Common Settings WLAN2G4	
Number of Antenna Ports	2
User Interaction	No

Test Parameter	
Technology to test	WLAN2G4 n-HT20 mode
Antenna Port used	1
Temperature	nom
Voltage	nom
Frequency low to test	True | Freq [MHz] 2412
Frequency mid to test	False | Freq [MHz] 2437
Frequency high to test	False | Freq [MHz] 2462
Auto Control enabled Power Supply | Climatic Box	No | No
Additional Path Loss [dB]	0.7
Switched Path	EUT - SignalingUnit - SpectrumAnalyzer

Test Equipment
Signal analyzer,Rohde&Schwarz,FSV-40,1307.9002K40/101042,3.70
Switch matrix,CTCadvanced,SPM-4 NI DAQ,28016133,NI

Test at TX 2412 MHz

RESULT: Reference Power cond.					
Test Description	Lower Limit	Upper Limit	Measured	Unit	Verdict
Ref. Power 1MHz/1MHz cond.	---	---	11.20	dBm	INFO
Ref. Frequency	---	---	2413.100	MHz	INFO

READ SA SETTINGS:	
RefLevel [dBm] | RefLevelOffset [dB] | InpAtt [dB]	16.20 | 15.93 | 20
Start [MHz] | Stop [MHz]	2392.000 | 2432.000
RBW [MHz] | VBW [MHz]	0.100000 | 0.300000
Detector | TraceMode	POS | MAXH
Sweep: Time [ms] | Count | Points per Section | Type	50 | 200 | 10001 | SWE

RESULT					
Test Description	Lower Limit	Upper Limit	Measured	Unit	Verdict
DTS Bandwidth (6dB)	500	---	17520	kHz	PASS

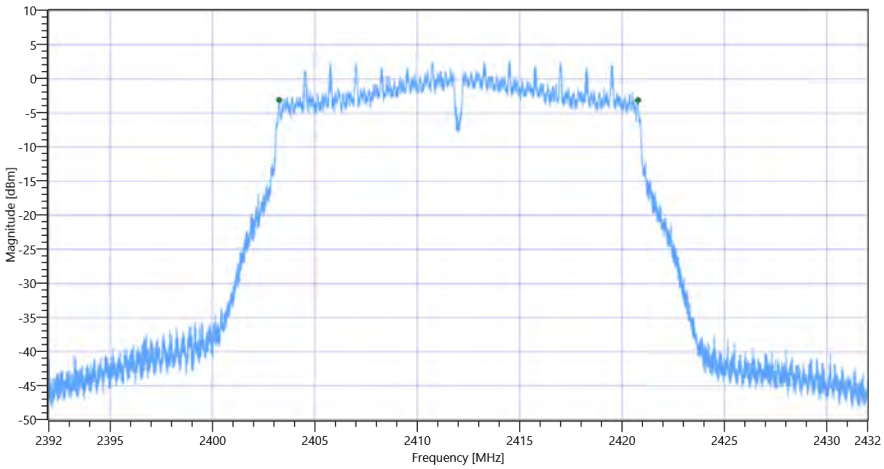

FCC 15.247 # Bandwidth 6dB DTS ~ WLAN2G4 n-HT20 mode

General verdict	PASS

FCC 15.247 # Bandwidth 6dB DTS ~ WLAN2G4 n-HT20 mode

Test References	
TC Start	06.07.2022 10:31:13
Ambit Temp [°C] | Humidity [rel%]	23.6 | 37
System Version	3.2.0.2
Test Specification	FCC 15.247 -
Test Method	
TC Version	0.0.1
My Description	FCC 15.247 Bandwidth 6dB DTS - WLAN2G4 n-HT20 mode
Add. Information	

EUT Common Settings WLAN2G4	
Number of Antenna Ports	2
User Interaction	No

Test Parameter	
Technology to test	WLAN2G4 n-HT20 mode
Antenna Port used	1
Temperature	nom
Voltage	nom
Frequency low to test	False | Freq [MHz] 2412
Frequency mid to test	True | Freq [MHz] 2437
Frequency high to test	False | Freq [MHz] 2462
Auto Control enabled Power Supply | Climatic Box	No | No
Additional Path Loss [dB]	0.7
Switched Path	EUT - SignalingUnit - SpectrumAnalyzer

Test Equipment
Signal analyzer,Rohde&Schwarz,FSV-40,1307.9002K40/101042,3.70
Switch matrix,CTCadvanced,SPM-4 NI DAQ,28016133,NI

Test at TX 2437 MHz

RESULT: Reference Power cond.					
Test Description	Lower Limit	Upper Limit	Measured	Unit	Verdict
Ref. Power 1MHz/1MHz cond.	---	---	10.29	dBm	INFO
Ref. Frequency	---	---	2438.300	MHz	INFO

READ SA SETTINGS:	
RefLevel [dBm] | RefLevelOffset [dB] | InpAtt [dB]	15.29 | 15.7 | 15
Start [MHz] | Stop [MHz]	2417.000 | 2457.000
RBW [MHz] | VBW [MHz]	0.100000 | 0.300000
Detector | TraceMode	POS | MAXH
Sweep: Time [ms] | Count | Points per Section | Type	50 | 200 | 10001 | SWE

RESULT					
Test Description	Lower Limit	Upper Limit	Measured	Unit	Verdict
DTS Bandwidth (6dB)	500	---	17572	kHz	PASS

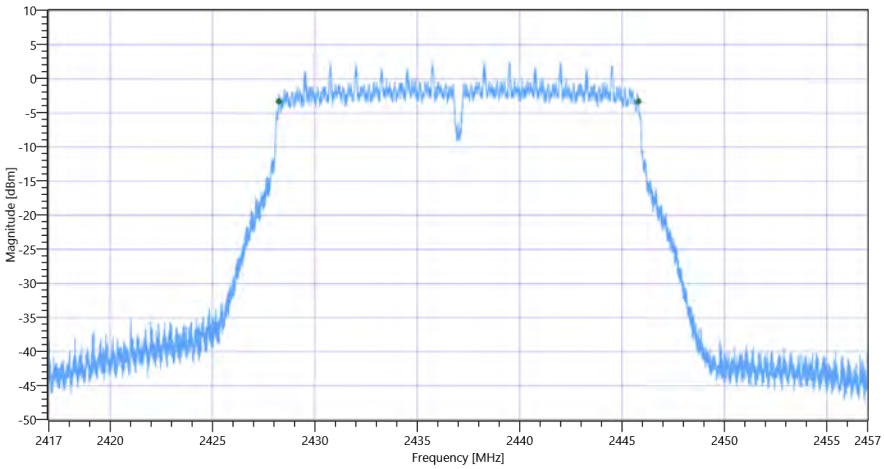

FCC 15.247 # Bandwidth 6dB DTS ~ WLAN2G4 n-HT20 mode

General verdict	PASS

FCC 15.247 # Bandwidth 6dB DTS ~ WLAN2G4 n-HT20 mode

Test References	
TC Start	06.07.2022 10:46:14
Ambit Temp [°C] | Humidity [rel%]	23.8 | 36
System Version	3.2.0.2
Test Specification	FCC 15.247 -
Test Method	
TC Version	0.0.1
My Description	FCC 15.247 Bandwidth 6dB DTS - WLAN2G4 n-HT20 mode
Add. Information	

EUT Common Settings WLAN2G4	
Number of Antenna Ports	2
User Interaction	No

Test Parameter	
Technology to test	WLAN2G4 n-HT20 mode
Antenna Port used	1
Temperature	nom
Voltage	nom
Frequency low to test	False | Freq [MHz] 2412
Frequency mid to test	False | Freq [MHz] 2437
Frequency high to test	True | Freq [MHz] 2462
Auto Control enabled Power Supply | Climatic Box	No | No
Additional Path Loss [dB]	0.7
Switched Path	EUT - SignalingUnit - SpectrumAnalyzer

Test Equipment
Signal analyzer,Rohde&Schwarz,FSV-40,1307.9002K40/101042,3.70
Switch matrix,CTCadvanced,SPM-4 NI DAQ,28016133,NI

Test at TX 2462 MHz

RESULT: Reference Power cond.					
Test Description	Lower Limit	Upper Limit	Measured	Unit	Verdict
Ref. Power 1MHz/1MHz cond.	---	---	10.93	dBm	INFO
Ref. Frequency	---	---	2460.300	MHz	INFO

READ SA SETTINGS:	
RefLevel [dBm] | RefLevelOffset [dB] | InpAtt [dB]	15.93 | 15.54 | 20
Start [MHz] | Stop [MHz]	2442.000 | 2482.000
RBW [MHz] | VBW [MHz]	0.100000 | 0.300000
Detector | TraceMode	POS | MAXH
Sweep: Time [ms] | Count | Points per Section | Type	50 | 200 | 10001 | SWE

RESULT					
Test Description	Lower Limit	Upper Limit	Measured	Unit	Verdict
DTS Bandwidth (6dB)	500	---	17528	kHz	PASS

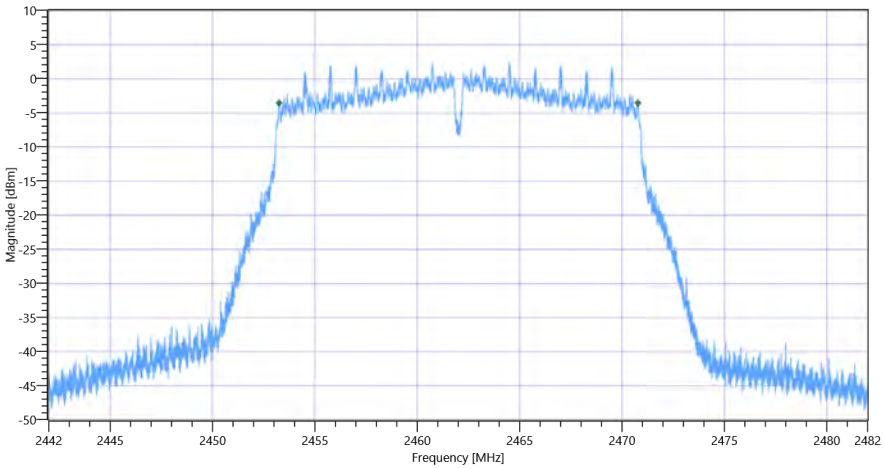

FCC 15.247 # Bandwidth 6dB DTS ~ WLAN2G4 n-HT20 mode

General verdict	PASS

FCC 15.247 # Bandwidth 6dB DTS ~ WLAN2G4 n-HT20 mode

Test References	
TC Start	06.07.2022 11:00:37
Ambit Temp [°C] | Humidity [rel%]	24.2 | 36
System Version	3.2.0.2
Test Specification	FCC 15.247 -
Test Method	
TC Version	0.0.1
My Description	FCC 15.247 Bandwidth 6dB DTS - WLAN2G4 n-HT20 mode
Add. Information	

EUT Common Settings WLAN2G4	
Number of Antenna Ports	2
User Interaction	No

Test Parameter	
Technology to test	WLAN2G4 n-HT20 mode
Antenna Port used	2
Temperature	nom
Voltage	nom
Frequency low to test	True | Freq [MHz] 2412
Frequency mid to test	False | Freq [MHz] 2437
Frequency high to test	False | Freq [MHz] 2462
Auto Control enabled Power Supply | Climatic Box	No | No
Additional Path Loss [dB]	0.7
Switched Path	EUT - SignalingUnit - SpectrumAnalyzer

Test Equipment
Signal analyzer,Rohde&Schwarz,FSV-40,1307.9002K40/101042,3.70
Switch matrix,CTCadvanced,SPM-4 NI DAQ,28016133,NI

Test at TX 2412 MHz

RESULT: Reference Power cond.					
Test Description	Lower Limit	Upper Limit	Measured	Unit	Verdict
Ref. Power 1MHz/1MHz cond.	---	---	11.46	dBm	INFO
Ref. Frequency	---	---	2415.200	MHz	INFO

READ SA SETTINGS:	
RefLevel [dBm] | RefLevelOffset [dB] | InpAtt [dB]	16.46 | 15.93 | 20
Start [MHz] | Stop [MHz]	2392.000 | 2432.000
RBW [MHz] | VBW [MHz]	0.100000 | 0.300000
Detector | TraceMode	POS | MAXH
Sweep: Time [ms] | Count | Points per Section | Type	50 | 200 | 10001 | SWE

RESULT					
Test Description	Lower Limit	Upper Limit	Measured	Unit	Verdict
DTS Bandwidth (6dB)	500	---	17560	kHz	PASS

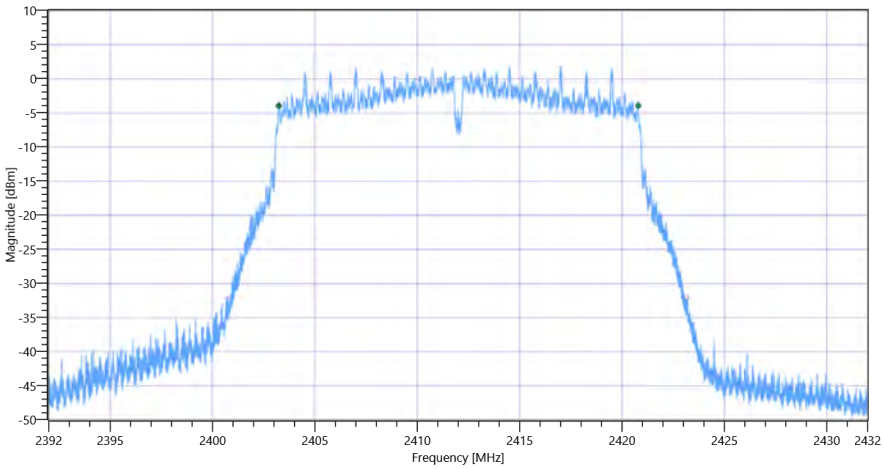

FCC 15.247 # Bandwidth 6dB DTS ~ WLAN2G4 n-HT20 mode

General verdict	PASS

FCC 15.247 # Bandwidth 6dB DTS ~ WLAN2G4 n-HT20 mode

Test References	
TC Start	06.07.2022 11:15:53
Ambit Temp [°C] | Humidity [rel%]	24.5 | 35
System Version	3.2.0.2
Test Specification	FCC 15.247 -
Test Method	
TC Version	0.0.1
My Description	FCC 15.247 Bandwidth 6dB DTS - WLAN2G4 n-HT20 mode
Add. Information	

EUT Common Settings WLAN2G4	
Number of Antenna Ports	2
User Interaction	No

Test Parameter	
Technology to test	WLAN2G4 n-HT20 mode
Antenna Port used	2
Temperature	nom
Voltage	nom
Frequency low to test	False | Freq [MHz] 2412
Frequency mid to test	True | Freq [MHz] 2437
Frequency high to test	False | Freq [MHz] 2462
Auto Control enabled Power Supply | Climatic Box	No | No
Additional Path Loss [dB]	0.7
Switched Path	EUT - SignalingUnit - SpectrumAnalyzer

Test Equipment
Signal analyzer,Rohde&Schwarz,FSV-40,1307.9002K40/101042,3.70
Switch matrix,CTCadvanced,SPM-4 NI DAQ,28016133,NI

Test at TX 2437 MHz

RESULT: Reference Power cond.					
Test Description	Lower Limit	Upper Limit	Measured	Unit	Verdict
Ref. Power 1MHz/1MHz cond.	---	---	10.76	dBm	INFO
Ref. Frequency	---	---	2440.100	MHz	INFO

READ SA SETTINGS:	
RefLevel [dBm] | RefLevelOffset [dB] | InpAtt [dB]	15.76 | 15.7 | 20
Start [MHz] | Stop [MHz]	2417.000 | 2457.000
RBW [MHz] | VBW [MHz]	0.100000 | 0.300000
Detector | TraceMode	POS | MAXH
Sweep: Time [ms] | Count | Points per Section | Type	50 | 200 | 10001 | SWE

RESULT					
Test Description	Lower Limit	Upper Limit	Measured	Unit	Verdict
DTS Bandwidth (6dB)	500	---	17580	kHz	PASS

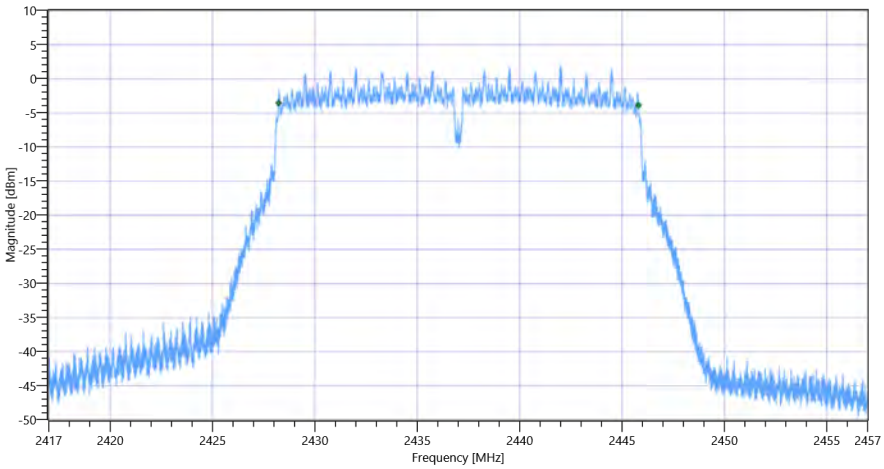

FCC 15.247 # Bandwidth 6dB DTS ~ WLAN2G4 n-HT20 mode

General verdict	PASS

FCC 15.247 # Bandwidth 6dB DTS ~ WLAN2G4 n-HT20 mode

Test References	
TC Start	06.07.2022 11:32:26
Ambit Temp [°C] | Humidity [rel%]	24.8 | 35
System Version	3.2.0.2
Test Specification	FCC 15.247 -
Test Method	
TC Version	0.0.1
My Description	FCC 15.247 Bandwidth 6dB DTS - WLAN2G4 n-HT20 mode
Add. Information	

EUT Common Settings WLAN2G4	
Number of Antenna Ports	2
User Interaction	No

Test Parameter	
Technology to test	WLAN2G4 n-HT20 mode
Antenna Port used	2
Temperature	nom
Voltage	nom
Frequency low to test	False | Freq [MHz] 2412
Frequency mid to test	False | Freq [MHz] 2437
Frequency high to test	True | Freq [MHz] 2462
Auto Control enabled Power Supply | Climatic Box	No | No
Additional Path Loss [dB]	0.7
Switched Path	EUT - SignalingUnit - SpectrumAnalyzer

Test Equipment
Signal analyzer,Rohde&Schwarz,FSV-40,1307.9002K40/101042,3.70
Switch matrix,CTCadvanced,SPM-4 NI DAQ,28016133,NI

Test at TX 2462 MHz

RESULT: Reference Power cond.					
Test Description	Lower Limit	Upper Limit	Measured	Unit	Verdict
Ref. Power 1MHz/1MHz cond.	---	---	10.48	dBm	INFO
Ref. Frequency	---	---	2463.300	MHz	INFO

READ SA SETTINGS:	
RefLevel [dBm] | RefLevelOffset [dB] | InpAtt [dB]	15.48 | 15.54 | 15
Start [MHz] | Stop [MHz]	2442.000 | 2482.000
RBW [MHz] | VBW [MHz]	0.100000 | 0.300000
Detector | TraceMode	POS | MAXH
Sweep: Time [ms] | Count | Points per Section | Type	50 | 200 | 10001 | SWE

RESULT					
Test Description	Lower Limit	Upper Limit	Measured	Unit	Verdict
DTS Bandwidth (6dB)	500	---	17560	kHz	PASS

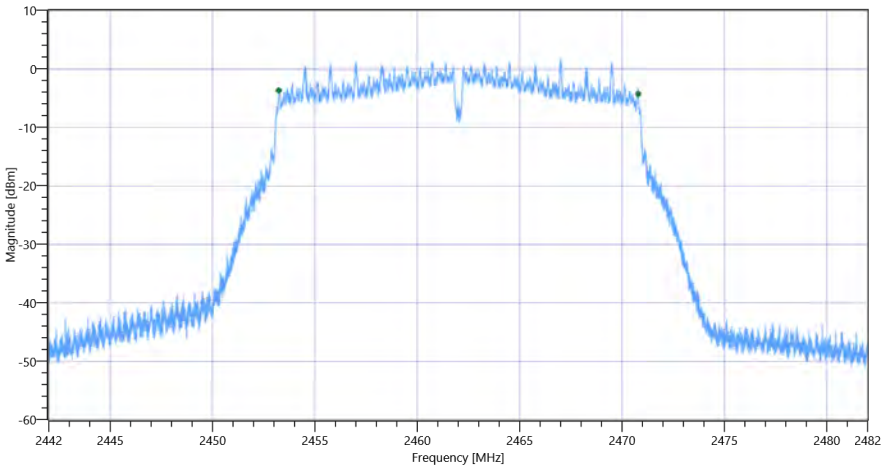

FCC 15.247 # Bandwidth 6dB DTS ~ WLAN2G4 n-HT20 mode

General verdict	PASS

FCC 15.247, ISED RSS247 # Bandwidth 99PCT and 20dB ~ WLAN2G4 n-HT20 mode

Test References	
TC Start	06.07.2022 10:19:11
Ambit Temp [°C] | Humidity [rel%]	23.5 | 37
System Version	3.2.0.2
Test Specification	FCC 15.247, ISED RSS247 -
Test Method	
TC Version	0.0.2
My Description	FCC 15.247 Bandwidth 99PCT-20dB DTS - WLAN2G4 n-HT20 mode
Add. Information	

EUT Common Settings WLAN2G4	
Number of Antenna Ports	2
User Interaction	No

Test Parameter	
Technology to test	WLAN2G4 n-HT20 mode
Antenna Port used	1
Temperature	nom
Voltage	nom
Frequency low to test	True | Freq [MHz] 2412
Frequency mid to test	False | Freq [MHz] 2437
Frequency high to test	False | Freq [MHz] 2462
Auto Control enabled Power Supply | Climatic Box	No | No
Additional Path Loss [dB]	0.7
Switched Path	EUT - SignalingUnit - SpectrumAnalyzer

Test Equipment
Signal analyzer,Rohde&Schwarz,FSV-40,1307.9002K40/101042,3.70
Switch matrix,CTCadvanced,SPM-4 NI DAQ,28016133,NI

Test at TX 2412 MHz

RESULT: Reference Power cond.					
Test Description	Lower Limit	Upper Limit	Measured	Unit	Verdict
Ref. Power 1MHz/1MHz cond.	---	---	11.44	dBm	INFO
Ref. Frequency	---	---	2413.100	MHz	INFO

READ SA SETTINGS:	
RefLevel [dBm] | RefLevelOffset [dB] | InpAtt [dB]	16.44 | 15.93 | 20
Start [MHz] | Stop [MHz]	2392.000 | 2432.000
RBW [MHz] | VBW [MHz]	0.500000 | 2.000000
Detector | TraceMode	POS | MAXH
Sweep: Time [ms] | Count | Points per Section | Type	50 | 200 | 10001 | SWE

RESULT					
Test Description	Lower Limit	Upper Limit	Measured	Unit	Verdict
Bandwidth 99%	---	---	18402.160	kHz	INFO
T1 99%	2400.000000	---	2402.8289	MHz	PASS
T2 99%	---	2483.500000	2421.2311	MHz	PASS

Plot: Bandwidth only

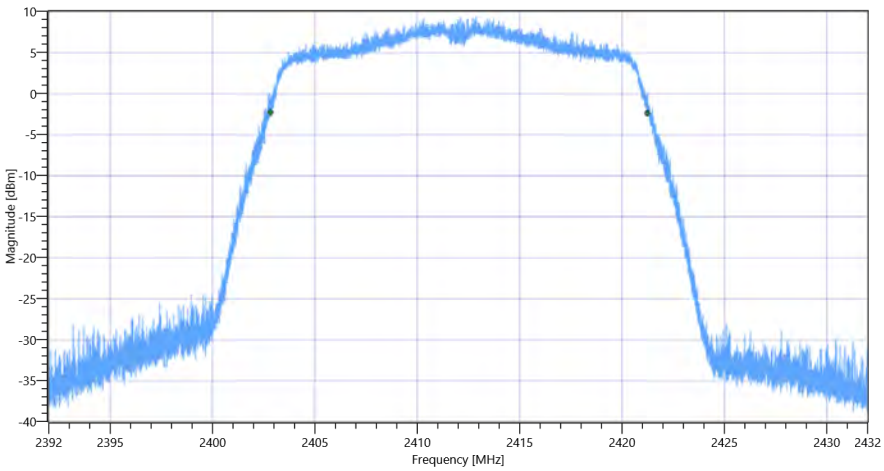

FCC 15.247, ISED RSS247 # Bandwidth 99PCT and 20dB ~ WLAN2G4 n-HT20 mode 99PCT

Plot: Bandwidth within Band

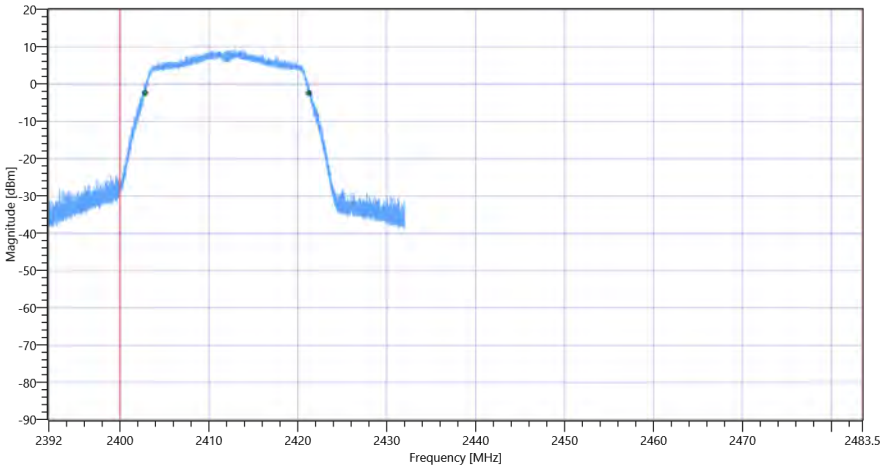

FCC 15.247, ISED RSS247 # Bandwidth 99PCT and 20dB ~ WLAN2G4 n-HT20 mode

RESULT					
Test Description	Lower Limit	Upper Limit	Measured	Unit	Verdict
Bandwidth 20dB	---	---	20900	kHz	INFO
T1 20DB	2400.000000	---	2401.5880	MHz	PASS
T2 20dB	---	2483.500000	2422.4880	MHz	PASS

Plot: Bandwidth only

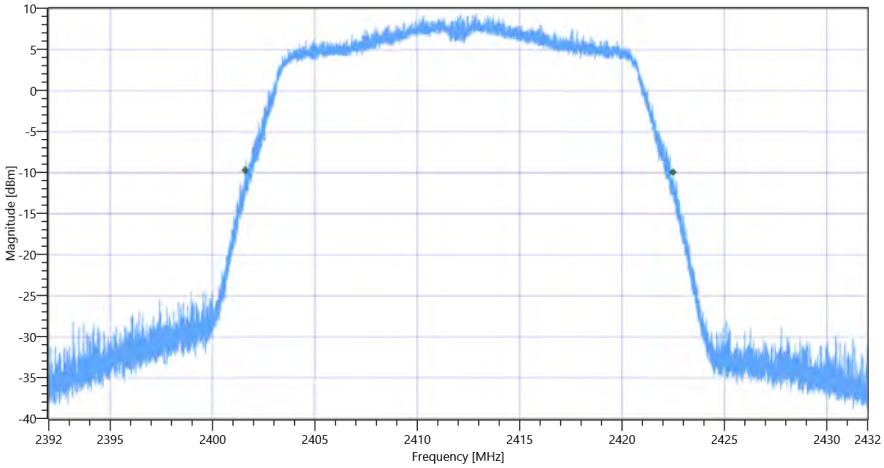

FCC 15.247, ISED RSS247 # Bandwidth 99PCT and 20dB ~ WLAN2G4 n-HT20 mode 20dB

Plot: Bandwidth within Band

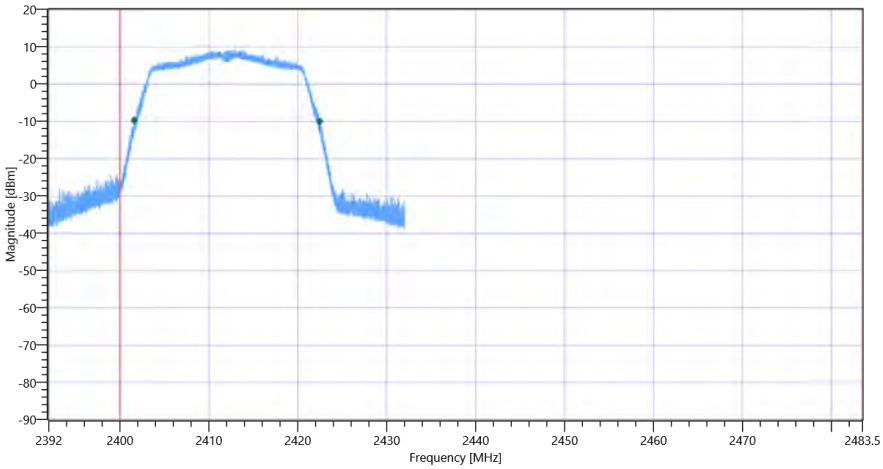

FCC 15.247, ISED RSS247 # Bandwidth 99PCT and 20dB ~ WLAN2G4 n-HT20 mode

General verdict	PASS

FCC 15.247, ISED RSS247 # Bandwidth 99PCT and 20dB ~ WLAN2G4 n-HT20 mode

Test References	
TC Start	06.07.2022 10:33:04
Ambit Temp [°C] | Humidity [rel%]	23.6 | 37
System Version	3.2.0.2
Test Specification	FCC 15.247, ISED RSS247 -
Test Method	
TC Version	0.0.2
My Description	FCC 15.247 Bandwidth 99PCT-20dB DTS - WLAN2G4 n-HT20 mode
Add. Information	

EUT Common Settings WLAN2G4	
Number of Antenna Ports	2
User Interaction	No

Test Parameter	
Technology to test	WLAN2G4 n-HT20 mode
Antenna Port used	1
Temperature	nom
Voltage	nom
Frequency low to test	False | Freq [MHz] 2412
Frequency mid to test	True | Freq [MHz] 2437
Frequency high to test	False | Freq [MHz] 2462
Auto Control enabled Power Supply | Climatic Box	No | No
Additional Path Loss [dB]	0.7
Switched Path	EUT - SignalingUnit - SpectrumAnalyzer

Test Equipment
Signal analyzer,Rohde&Schwarz,FSV-40,1307.9002K40/101042,3.70
Switch matrix,CTCadvanced,SPM-4 NI DAQ,28016133,NI

Test at TX 2437 MHz

RESULT: Reference Power cond.					
Test Description	Lower Limit	Upper Limit	Measured	Unit	Verdict
Ref. Power 1MHz/1MHz cond.	---	---	10.18	dBm	INFO
Ref. Frequency	---	---	2438.300	MHz	INFO

READ SA SETTINGS:	
RefLevel [dBm] | RefLevelOffset [dB] | InpAtt [dB]	15.18 | 15.7 | 15
Start [MHz] | Stop [MHz]	2417.000 | 2457.000
RBW [MHz] | VBW [MHz]	0.500000 | 2.000000
Detector | TraceMode	POS | MAXH
Sweep: Time [ms] | Count | Points per Section | Type	50 | 200 | 10001 | SWE

RESULT					
Test Description	Lower Limit	Upper Limit	Measured	Unit	Verdict
Bandwidth 99%	---	---	18610.139	kHz	INFO
T1 99%	2400.000000	---	2427.7129	MHz	PASS
T2 99%	---	2483.500000	2446.3231	MHz	PASS

Plot: Bandwidth only

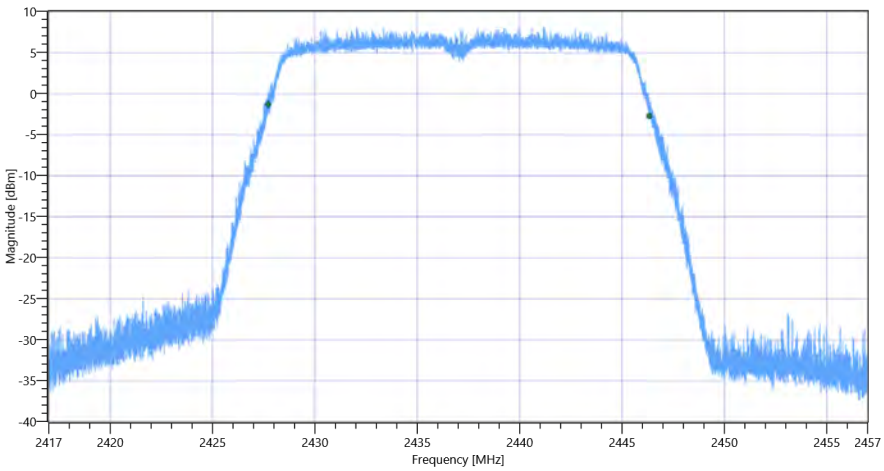

FCC 15.247, ISED RSS247 # Bandwidth 99PCT and 20dB ~ WLAN2G4 n-HT20 mode 99PCT

Plot: Bandwidth within Band

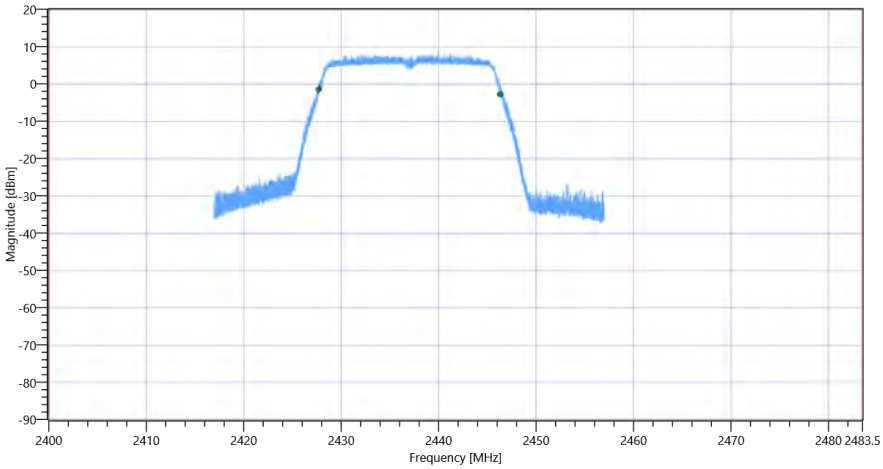

FCC 15.247, ISED RSS247 # Bandwidth 99PCT and 20dB ~ WLAN2G4 n-HT20 mode

RESULT					
Test Description	Lower Limit	Upper Limit	Measured	Unit	Verdict
Bandwidth 20dB	---	---	21420	kHz	INFO
T1 20DB	2400.000000	---	2426.3200	MHz	PASS
T2 20dB	---	2483.500000	2447.7400	MHz	PASS

Plot: Bandwidth only

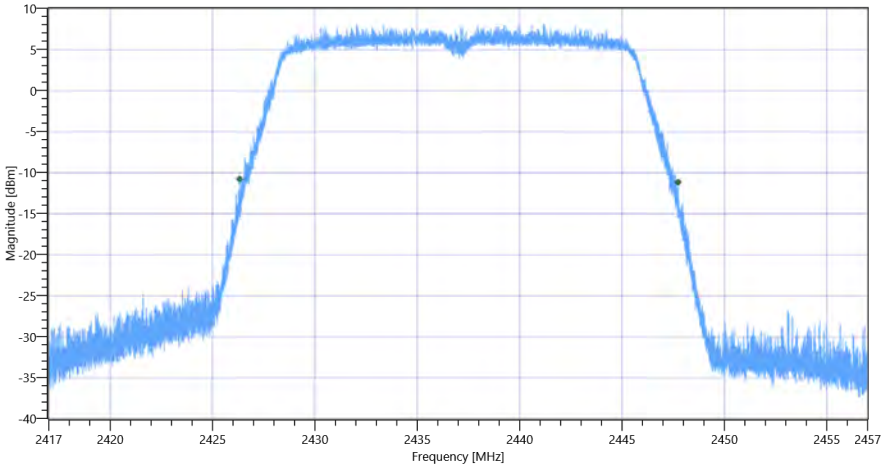

FCC 15.247, ISED RSS247 # Bandwidth 99PCT and 20dB ~ WLAN2G4 n-HT20 mode 20dB

Plot: Bandwidth within Band

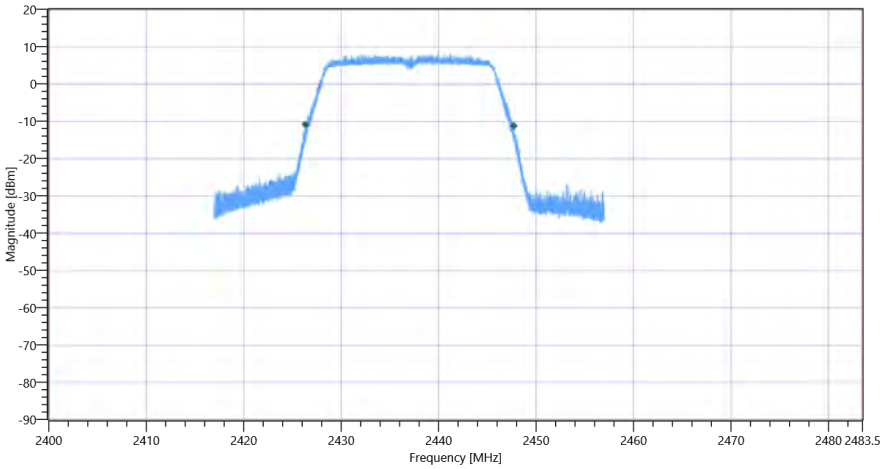

FCC 15.247, ISED RSS247 # Bandwidth 99PCT and 20dB ~ WLAN2G4 n-HT20 mode

General verdict	PASS

FCC 15.247, ISED RSS247 # Bandwidth 99PCT and 20dB ~ WLAN2G4 n-HT20 mode

Test References	
TC Start	06.07.2022 10:48:06
Ambit Temp [°C] | Humidity [rel%]	23.9 | 36
System Version	3.2.0.2
Test Specification	FCC 15.247, ISED RSS247 -
Test Method	
TC Version	0.0.2
My Description	FCC 15.247 Bandwidth 99PCT-20dB DTS - WLAN2G4 n-HT20 mode
Add. Information	

EUT Common Settings WLAN2G4	
Number of Antenna Ports	2
User Interaction	No

Test Parameter	
Technology to test	WLAN2G4 n-HT20 mode
Antenna Port used	1
Temperature	nom
Voltage	nom
Frequency low to test	False | Freq [MHz] 2412
Frequency mid to test	False | Freq [MHz] 2437
Frequency high to test	True | Freq [MHz] 2462
Auto Control enabled Power Supply | Climatic Box	No | No
Additional Path Loss [dB]	0.7
Switched Path	EUT - SignalingUnit - SpectrumAnalyzer

Test Equipment
Signal analyzer,Rohde&Schwarz,FSV-40,1307.9002K40/101042,3.70
Switch matrix,CTCadvanced,SPM-4 NI DAQ,28016133,NI

Test at TX 2462 MHz

RESULT: Reference Power cond.					
Test Description	Lower Limit	Upper Limit	Measured	Unit	Verdict
Ref. Power 1MHz/1MHz cond.	---	---	11.19	dBm	INFO
Ref. Frequency	---	---	2463.100	MHz	INFO

READ SA SETTINGS:	
RefLevel [dBm] | RefLevelOffset [dB] | InpAtt [dB]	16.19 | 15.54 | 20
Start [MHz] | Stop [MHz]	2442.000 | 2482.000
RBW [MHz] | VBW [MHz]	0.500000 | 2.000000
Detector | TraceMode	POS | MAXH
Sweep: Time [ms] | Count | Points per Section | Type	50 | 200 | 10001 | SWE

RESULT					
Test Description	Lower Limit	Upper Limit	Measured	Unit	Verdict
Bandwidth 99%	---	---	18410.159	kHz	INFO
T1 99%	2400.000000	---	2452.8089	MHz	PASS
T2 99%	---	2483.500000	2471.2191	MHz	PASS

Plot: Bandwidth only

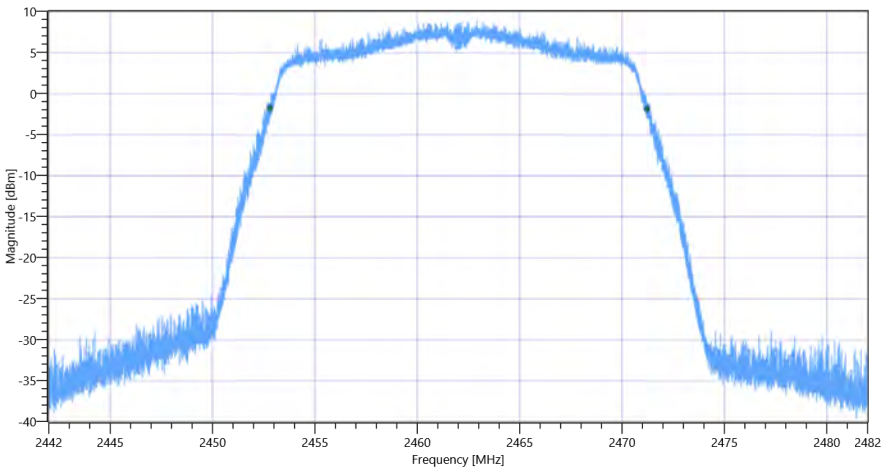

FCC 15.247, ISED RSS247 # Bandwidth 99PCT and 20dB ~ WLAN2G4 n-HT20 mode 99PCT

Plot: Bandwidth within Band

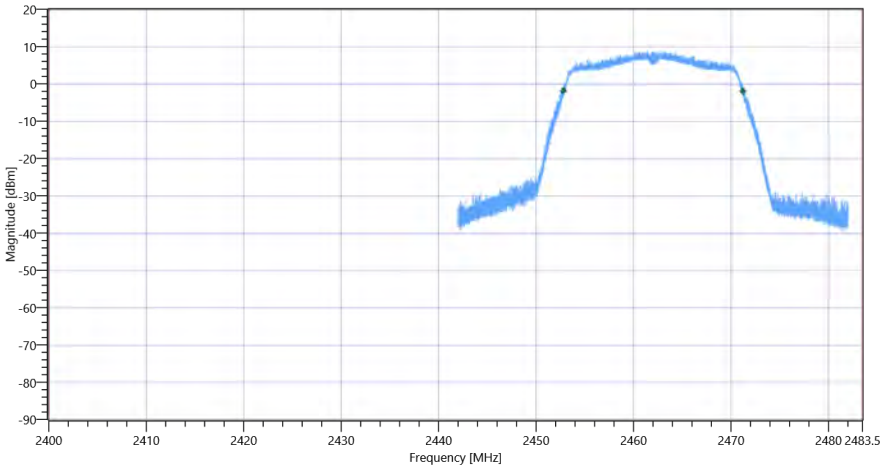

FCC 15.247, ISED RSS247 # Bandwidth 99PCT and 20dB ~ WLAN2G4 n-HT20 mode

RESULT					
Test Description	Lower Limit	Upper Limit	Measured	Unit	Verdict
Bandwidth 20dB	---	---	20956	kHz	INFO
T1 20DB	2400.000000	---	2451.5120	MHz	PASS
T2 20dB	---	2483.500000	2472.4680	MHz	PASS

Plot: Bandwidth only

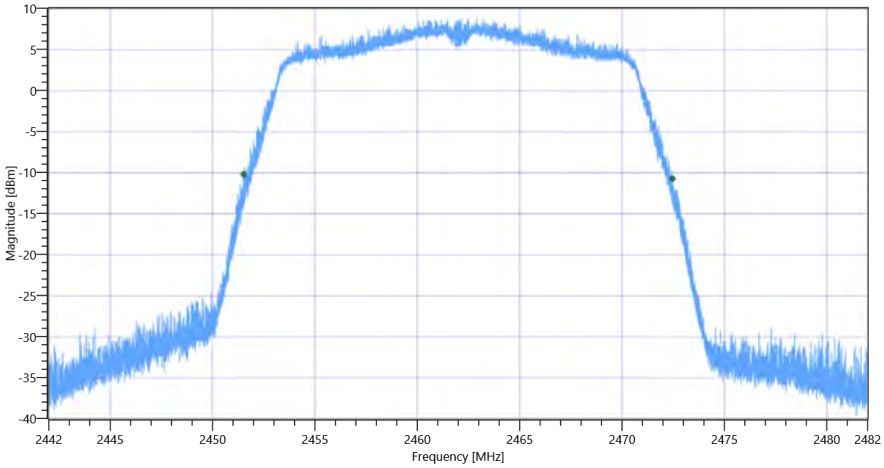

FCC 15.247, ISED RSS247 # Bandwidth 99PCT and 20dB ~ WLAN2G4 n-HT20 mode 20dB

Plot: Bandwidth within Band

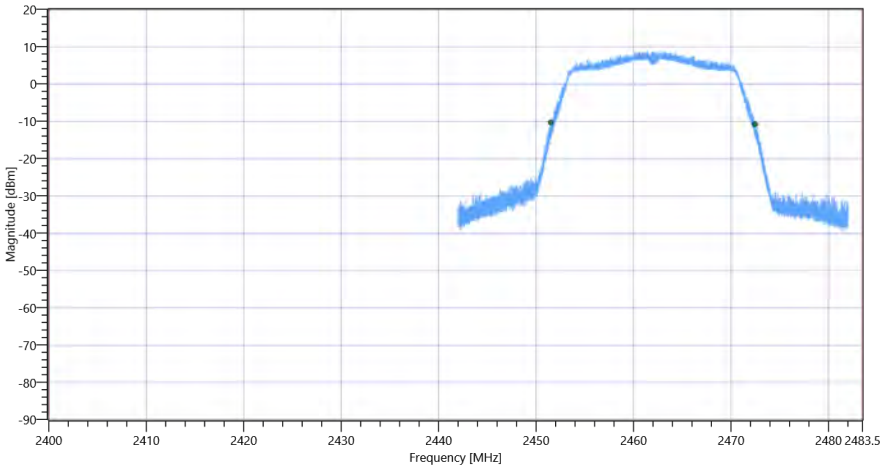

FCC 15.247, ISED RSS247 # Bandwidth 99PCT and 20dB ~ WLAN2G4 n-HT20 mode

General verdict	PASS

FCC 15.247, ISED RSS247 # Bandwidth 99PCT and 20dB ~ WLAN2G4 n-HT20 mode

Test References	
TC Start	06.07.2022 11:02:29
Ambit Temp [°C] | Humidity [rel%]	24.2 | 36
System Version	3.2.0.2
Test Specification	FCC 15.247, ISED RSS247 -
Test Method	
TC Version	0.0.2
My Description	FCC 15.247 Bandwidth 99PCT-20dB DTS - WLAN2G4 n-HT20 mode
Add. Information	

EUT Common Settings WLAN2G4	
Number of Antenna Ports	2
User Interaction	No

Test Parameter	
Technology to test	WLAN2G4 n-HT20 mode
Antenna Port used	2
Temperature	nom
Voltage	nom
Frequency low to test	True | Freq [MHz] 2412
Frequency mid to test	False | Freq [MHz] 2437
Frequency high to test	False | Freq [MHz] 2462
Auto Control enabled Power Supply | Climatic Box	No | No
Additional Path Loss [dB]	0.7
Switched Path	EUT - SignalingUnit - SpectrumAnalyzer

Test Equipment
Signal analyzer,Rohde&Schwarz,FSV-40,1307.9002K40/101042,3.70
Switch matrix,CTCadvanced,SPM-4 NI DAQ,28016133,NI

Test at TX 2412 MHz

RESULT: Reference Power cond.					
Test Description	Lower Limit	Upper Limit	Measured	Unit	Verdict
Ref. Power 1MHz/1MHz cond.	---	---	10.96	dBm	INFO
Ref. Frequency	---	---	2413.500	MHz	INFO

READ SA SETTINGS:	
RefLevel [dBm] | RefLevelOffset [dB] | InpAtt [dB]	15.96 | 15.93 | 20
Start [MHz] | Stop [MHz]	2392.000 | 2432.000
RBW [MHz] | VBW [MHz]	0.500000 | 2.000000
Detector | TraceMode	POS | MAXH
Sweep: Time [ms] | Count | Points per Section | Type	50 | 200 | 10001 | SWE

RESULT					
Test Description	Lower Limit	Upper Limit	Measured	Unit	Verdict
Bandwidth 99%	---	---	17998.200	kHz	INFO
T1 99%	2400.000000	---	2403.0129	MHz	PASS
T2 99%	---	2483.500000	2421.0111	MHz	PASS

Plot: Bandwidth only

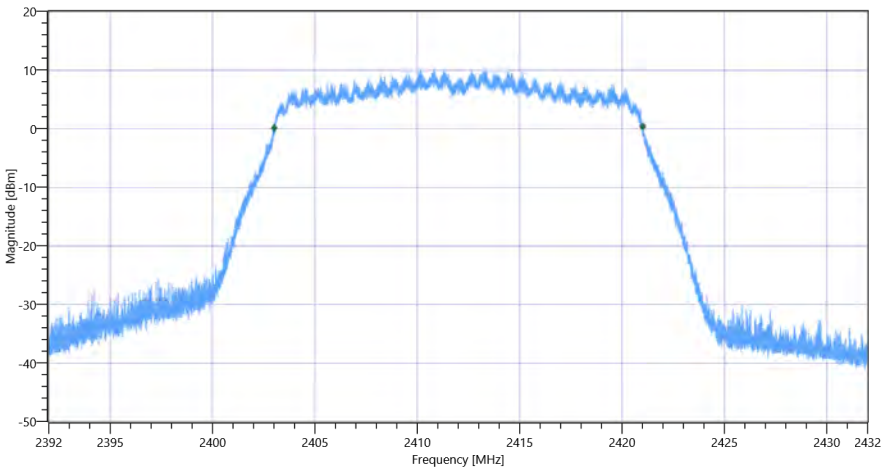

FCC 15.247, ISED RSS247 # Bandwidth 99PCT and 20dB ~ WLAN2G4 n-HT20 mode 99PCT

Plot: Bandwidth within Band

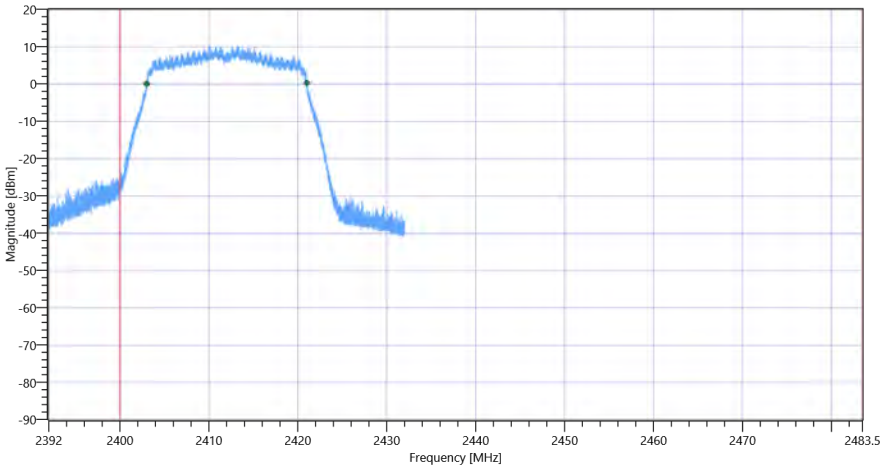

FCC 15.247, ISED RSS247 # Bandwidth 99PCT and 20dB ~ WLAN2G4 n-HT20 mode

RESULT					
Test Description	Lower Limit	Upper Limit	Measured	Unit	Verdict
Bandwidth 20dB	---	---	20448	kHz	INFO
T1 20DB	2400.000000	---	2401.7840	MHz	PASS
T2 20dB	---	2483.500000	2422.2320	MHz	PASS

Plot: Bandwidth only

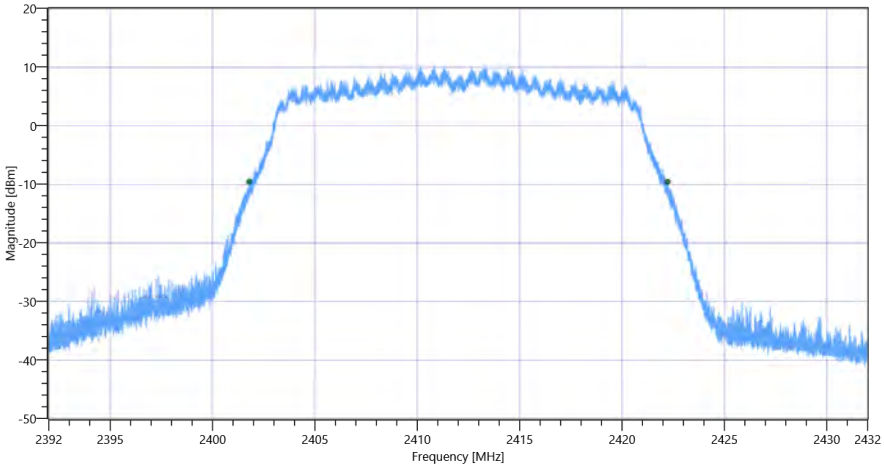

FCC 15.247, ISED RSS247 # Bandwidth 99PCT and 20dB ~ WLAN2G4 n-HT20 mode 20dB

Plot: Bandwidth within Band

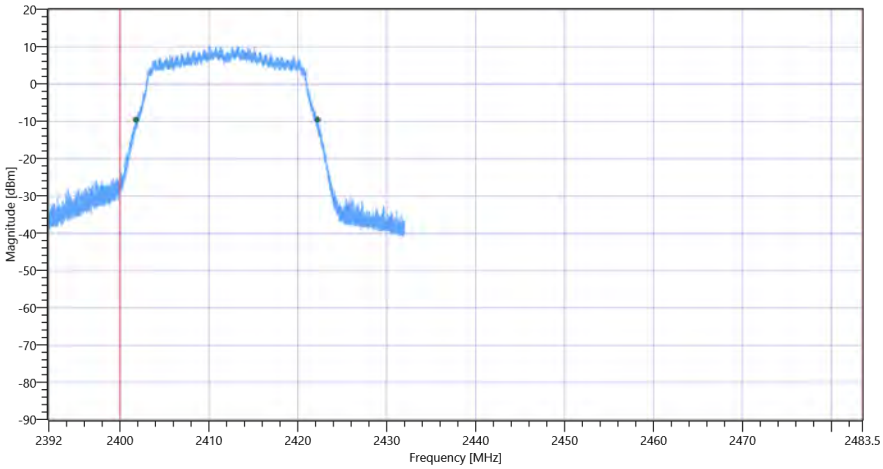

FCC 15.247, ISED RSS247 # Bandwidth 99PCT and 20dB ~ WLAN2G4 n-HT20 mode

General verdict	PASS

FCC 15.247, ISED RSS247 # Bandwidth 99PCT and 20dB ~ WLAN2G4 n-HT20 mode

Test References	
TC Start	06.07.2022 11:17:44
Ambit Temp [°C] | Humidity [rel%]	24.5 | 35
System Version	3.2.0.2
Test Specification	FCC 15.247, ISED RSS247 -
Test Method	
TC Version	0.0.2
My Description	FCC 15.247 Bandwidth 99PCT-20dB DTS - WLAN2G4 n-HT20 mode
Add. Information	

EUT Common Settings WLAN2G4	
Number of Antenna Ports	2
User Interaction	No

Test Parameter	
Technology to test	WLAN2G4 n-HT20 mode
Antenna Port used	2
Temperature	nom
Voltage	nom
Frequency low to test	False | Freq [MHz] 2412
Frequency mid to test	True | Freq [MHz] 2437
Frequency high to test	False | Freq [MHz] 2462
Auto Control enabled Power Supply | Climatic Box	No | No
Additional Path Loss [dB]	0.7
Switched Path	EUT - SignalingUnit - SpectrumAnalyzer

Test Equipment
Signal analyzer,Rohde&Schwarz,FSV-40,1307.9002K40/101042,3.70
Switch matrix,CTCadvanced,SPM-4 NI DAQ,28016133,NI

Test at TX 2437 MHz

RESULT: Reference Power cond.					
Test Description	Lower Limit	Upper Limit	Measured	Unit	Verdict
Ref. Power 1MHz/1MHz cond.	---	---	10.65	dBm	INFO
Ref. Frequency	---	---	2432.500	MHz	INFO

READ SA SETTINGS:	
RefLevel [dBm] | RefLevelOffset [dB] | InpAtt [dB]	15.65 | 15.7 | 15
Start [MHz] | Stop [MHz]	2417.000 | 2457.000
RBW [MHz] | VBW [MHz]	0.500000 | 2.000000
Detector | TraceMode	POS | MAXH
Sweep: Time [ms] | Count | Points per Section | Type	50 | 200 | 10001 | SWE

RESULT					
Test Description	Lower Limit	Upper Limit	Measured	Unit	Verdict
Bandwidth 99%	---	---	18178.182	kHz	INFO
T1 99%	2400.000000	---	2427.9129	MHz	PASS
T2 99%	---	2483.500000	2446.0911	MHz	PASS

Plot: Bandwidth only

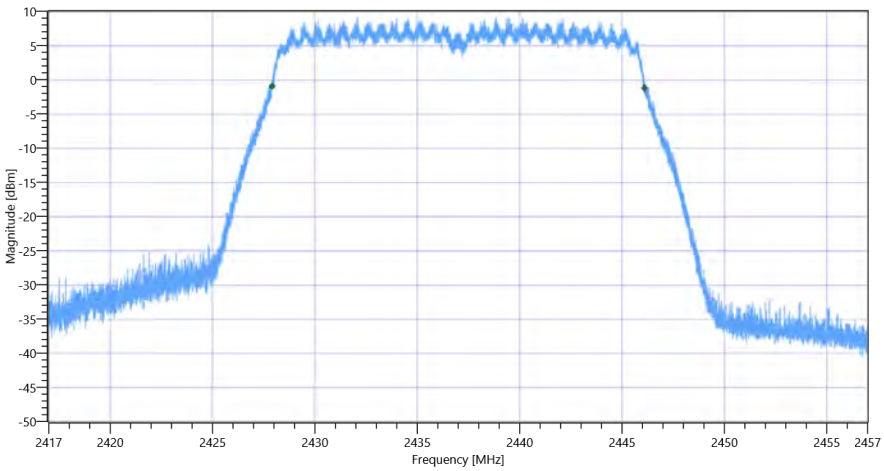

FCC 15.247, ISED RSS247 # Bandwidth 99PCT and 20dB ~ WLAN2G4 n-HT20 mode 99PCT

Plot: Bandwidth within Band

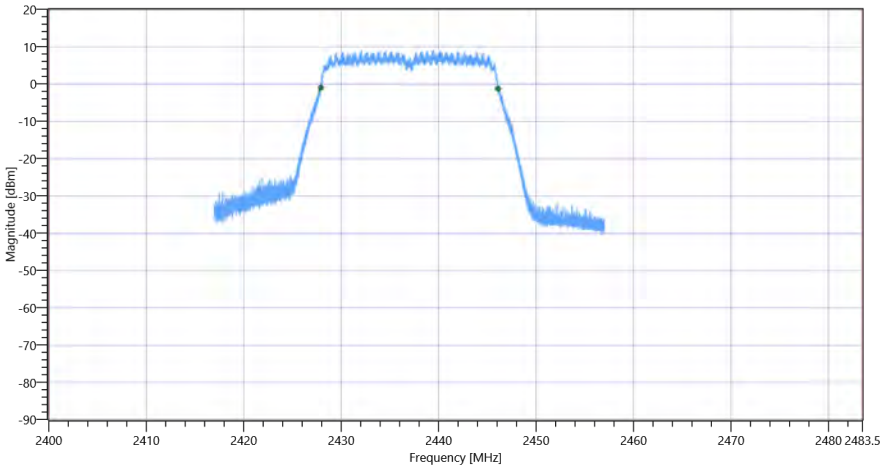

FCC 15.247, ISED RSS247 # Bandwidth 99PCT and 20dB ~ WLAN2G4 n-HT20 mode

RESULT					
Test Description	Lower Limit	Upper Limit	Measured	Unit	Verdict
Bandwidth 20dB	---	---	20828	kHz	INFO
T1 20DB	2400.000000	---	2426.6560	MHz	PASS
T2 20dB	---	2483.500000	2447.4840	MHz	PASS

Plot: Bandwidth only

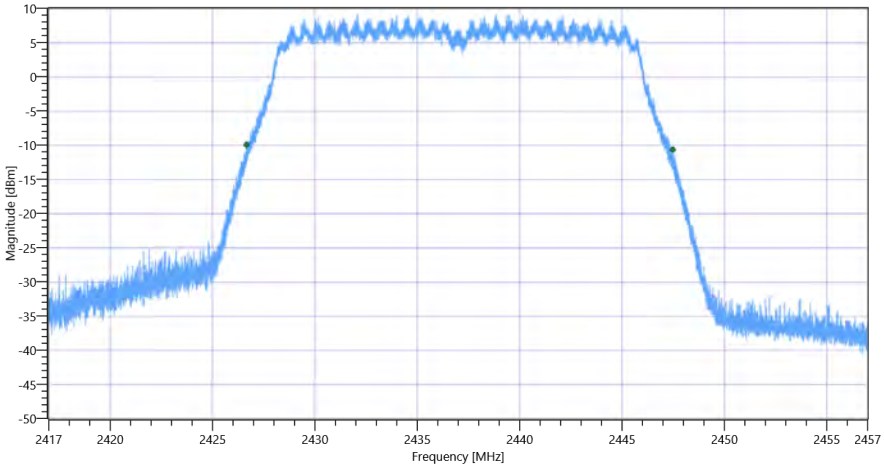

FCC 15.247, ISED RSS247 # Bandwidth 99PCT and 20dB ~ WLAN2G4 n-HT20 mode 20dB

Plot: Bandwidth within Band

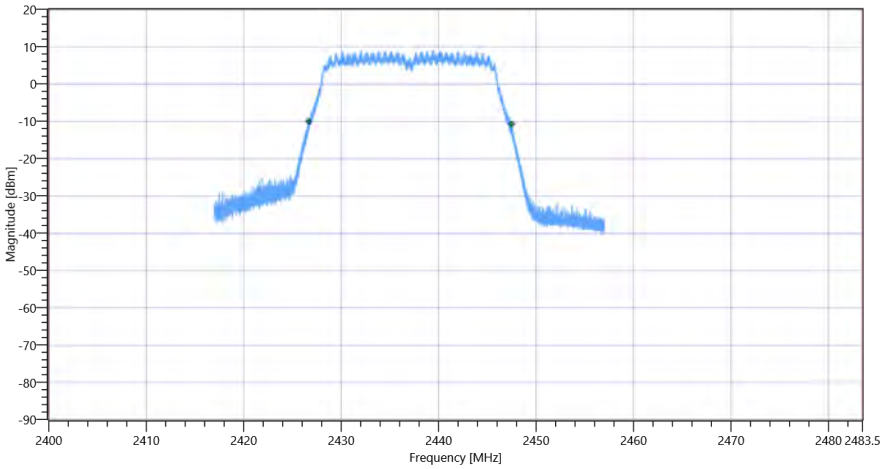

FCC 15.247, ISED RSS247 # Bandwidth 99PCT and 20dB ~ WLAN2G4 n-HT20 mode

General verdict	PASS

FCC 15.247, ISED RSS247 # Bandwidth 99PCT and 20dB ~ WLAN2G4 n-HT20 mode

Test References	
TC Start	06.07.2022 11:34:18
Ambit Temp [°C] | Humidity [rel%]	24.8 | 34
System Version	3.2.0.2
Test Specification	FCC 15.247, ISED RSS247 -
Test Method	
TC Version	0.0.2
My Description	FCC 15.247 Bandwidth 99PCT-20dB DTS - WLAN2G4 n-HT20 mode
Add. Information	

EUT Common Settings WLAN2G4	
Number of Antenna Ports	2
User Interaction	No

Test Parameter	
Technology to test	WLAN2G4 n-HT20 mode
Antenna Port used	2
Temperature	nom
Voltage	nom
Frequency low to test	False | Freq [MHz] 2412
Frequency mid to test	False | Freq [MHz] 2437
Frequency high to test	True | Freq [MHz] 2462
Auto Control enabled Power Supply | Climatic Box	No | No
Additional Path Loss [dB]	0.7
Switched Path	EUT - SignalingUnit - SpectrumAnalyzer

Test Equipment
Signal analyzer,Rohde&Schwarz,FSV-40,1307.9002K40/101042,3.70
Switch matrix,CTCadvanced,SPM-4 NI DAQ,28016133,NI

Test at TX 2462 MHz

RESULT: Reference Power cond.					
Test Description	Lower Limit	Upper Limit	Measured	Unit	Verdict
Ref. Power 1MHz/1MHz cond.	---	---	10.46	dBm	INFO
Ref. Frequency	---	---	2460.900	MHz	INFO

READ SA SETTINGS:	
RefLevel [dBm] | RefLevelOffset [dB] | InpAtt [dB]	15.46 | 15.54 | 15
Start [MHz] | Stop [MHz]	2442.000 | 2482.000
RBW [MHz] | VBW [MHz]	0.500000 | 2.000000
Detector | TraceMode	POS | MAXH
Sweep: Time [ms] | Count | Points per Section | Type	50 | 200 | 10001 | SWE

RESULT					
Test Description	Lower Limit	Upper Limit	Measured	Unit	Verdict
Bandwidth 99%	---	---	18014.199	kHz	INFO
T1 99%	2400.000000	---	2452.9929	MHz	PASS
T2 99%	---	2483.500000	2471.0071	MHz	PASS

Plot: Bandwidth only

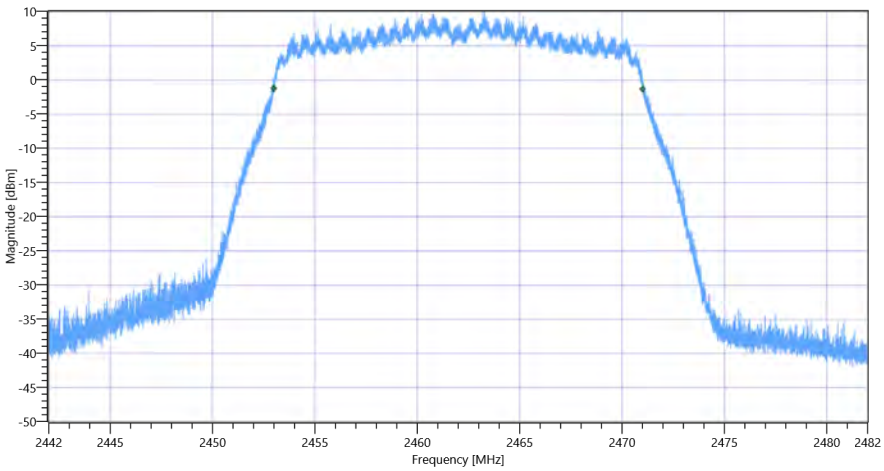

FCC 15.247, ISED RSS247 # Bandwidth 99PCT and 20dB ~ WLAN2G4 n-HT20 mode 99PCT

Plot: Bandwidth within Band

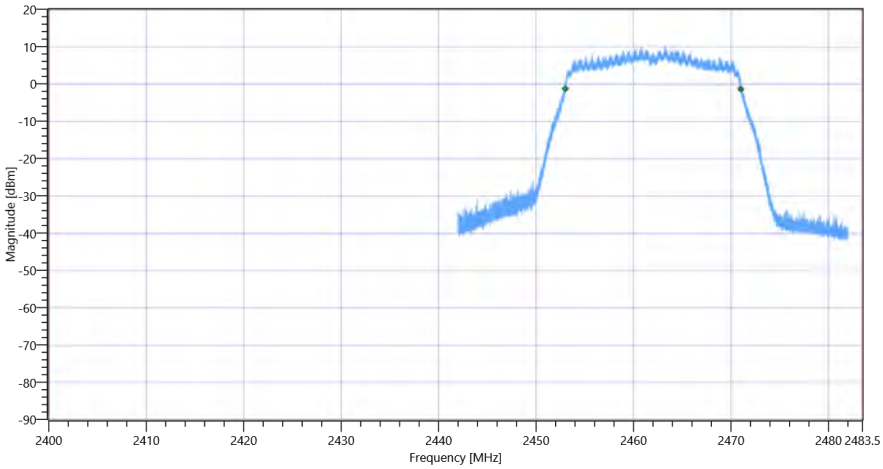

FCC 15.247, ISED RSS247 # Bandwidth 99PCT and 20dB ~ WLAN2G4 n-HT20 mode

RESULT					
Test Description	Lower Limit	Upper Limit	Measured	Unit	Verdict
Bandwidth 20dB	---	---	20464	kHz	INFO
T1 20DB	2400.000000	---	2451.7080	MHz	PASS
T2 20dB	---	2483.500000	2472.1720	MHz	PASS

Plot: Bandwidth only

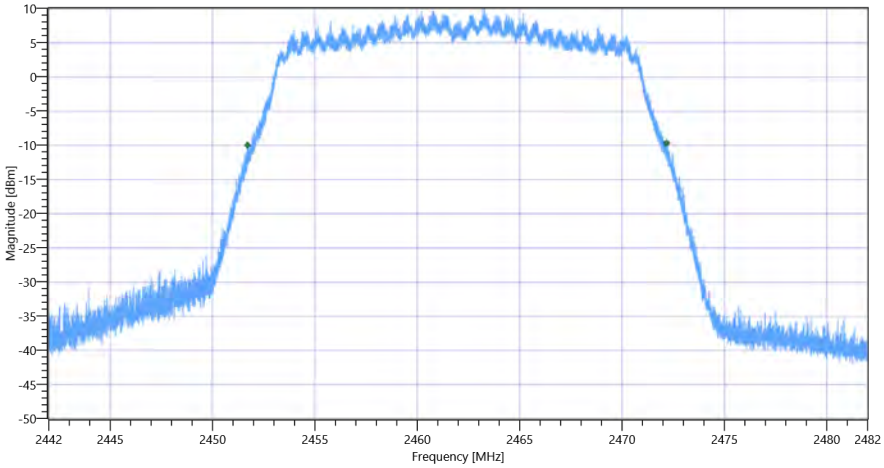

FCC 15.247, ISED RSS247 # Bandwidth 99PCT and 20dB ~ WLAN2G4 n-HT20 mode 20dB

Plot: Bandwidth within Band

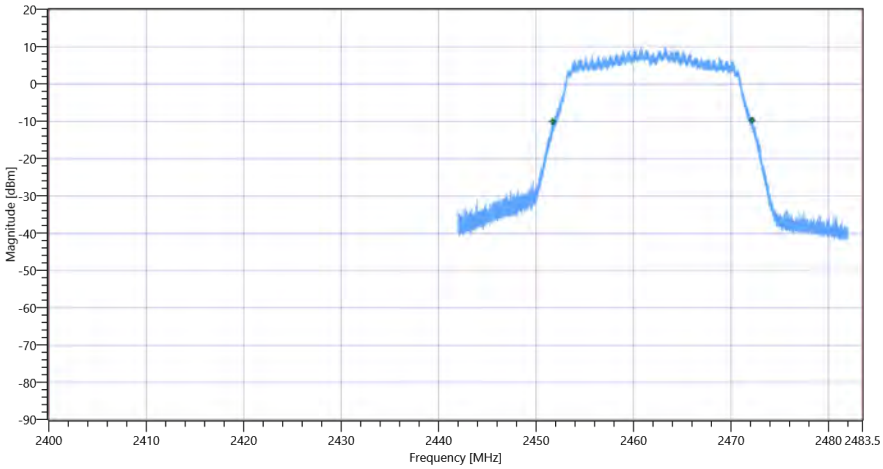

FCC 15.247, ISED RSS247 # Bandwidth 99PCT and 20dB ~ WLAN2G4 n-HT20 mode

General verdict	PASS

FCC 15.247 # Maximum avg conducted output power SA DTS ~ WLAN2G4 n-HT20 mode

Test References	
TC Start	06.07.2022 10:28:44
Ambit Temp [°C] | Humidity [rel%]	23.6 | 37
System Version	3.2.0.2
Test Specification	FCC 15.247 -
Test Method	ANSI C63.10-2013 Chapter 11.9.2.2.2 or .4
TC Version	0.0.1
My Description	FCC 15.247 Max Avg Output Power Conducted SA DTS - WLAN2G4 n-HT20 mode
Add. Information	

EUT Common Settings WLAN2G4	
Number of Antenna Ports	2
User Interaction	No

Test Parameter	
Technology to test	WLAN2G4 n-HT20 mode
Antenna Port used	1
Temperature	nom
Voltage	nom
Frequency low to test	True | Freq [MHz] 2412
Frequency mid to test	False | Freq [MHz] 2437
Frequency high to test	False | Freq [MHz] 2462
Auto Control enabled Power Supply | Climatic Box	No | No
Additional Path Loss [dB]	0.7
Switched Path	EUT - SignalingUnit - SpectrumAnalyzer

Test Equipment
Signal analyzer,Rohde&Schwarz,FSV-40,1307.9002K40/101042,3.70
Switch matrix,CTCadvanced,SPM-4 NI DAQ,28016133,NI

Test at TX 2412 MHz

RESULT: Reference Power cond.					
Test Description	Lower Limit	Upper Limit	Measured	Unit	Verdict
Ref. Power 1MHz/1MHz cond.	---	---	11.43	dBm	INFO
Ref. Frequency	---	---	2413.200	MHz	INFO

Evaluation max. Duty Cycle

Duty Cycle evaluation					
Test Description	Lower Limit	Upper Limit	Measured	Unit	Verdict
Result Summary					
Number of detected Bursts:91					
Duty Cycle (Burst Ratio) max	---	---	0.886	---	INFO
Duty Cycle max	---	---	0.526	dB	INFO
Duty Cycle (Burst Ratio) min	---	---	0.603	---	INFO
Duty Cycle min	---	---	2.197	dB	INFO
Max TX Burst Length	---	---	0.975	ms	INFO
Min Gap Length	---	---	0.125	ms	INFO
Max Gap Length	---	---	0.625	ms	INFO

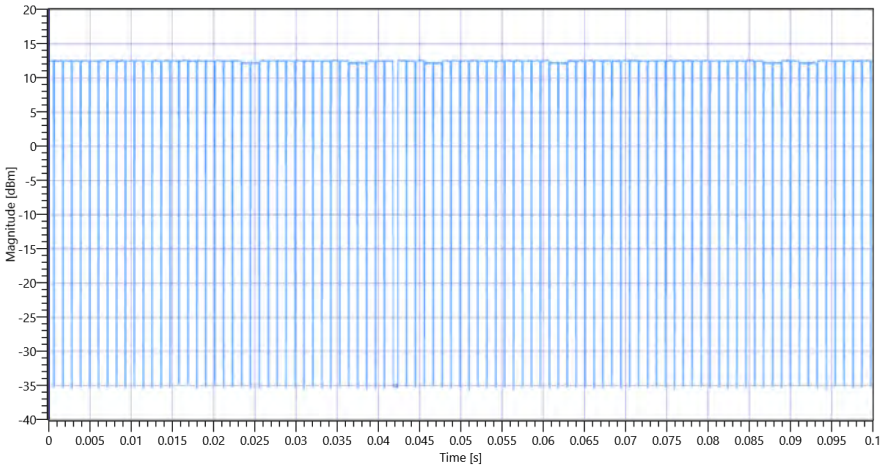

FCC 15.247 # Maximum avg conducted output power SA DTS ~ WLAN2G4 n-HT20 mode 2412 MHz - DutyCycle

Maximum Avg. Output Power

READ SA SETTINGS:	
RefLevel [dBm] | RefLevelOffset [dB] | InpAtt [dB]	21.43 | 15.93 | 20
Start [MHz] | Stop [MHz]	2392.000 | 2432.000
RBW [MHz] | VBW [MHz]	0.500000 | 2.000000
Detector | TraceMode	RMS | AVER
Sweep: Time [ms] | Count | Points per Section | Type	500 | 100 | 160 | SWE

RESULT (Channel Power method)					
Test Description	Lower Limit	Upper Limit	Measured	Unit	Verdict

RESULT (Channel Power method)					
Test Description	Lower Limit	Upper Limit	Measured	Unit	Verdict
Avg Output Power uncorrected	---	---	13.95	dBm	INFO
Duty Cycle Correction	---	---	2.2	dB	INFO
Avg Output Power DC corrected	---	30	16.15	dBm	PASS

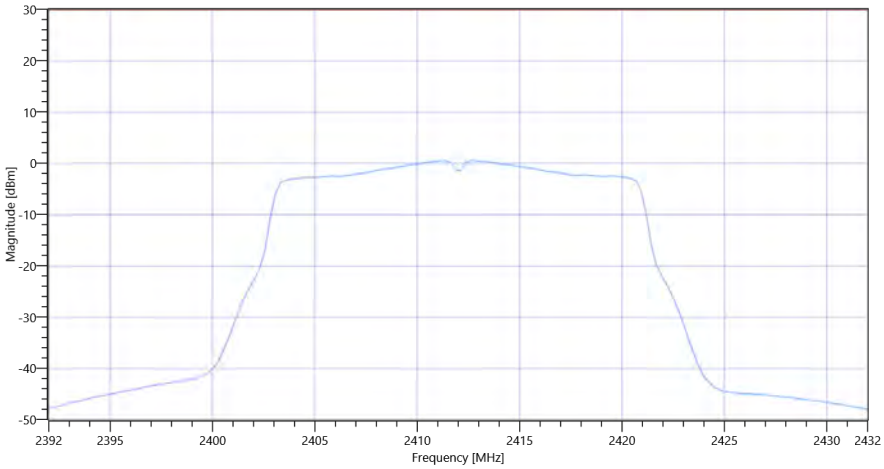

FCC 15.247 # Maximum avg conducted output power SA DTS ~ WLAN2G4 n-HT20 mode

General verdict	PASS

FCC 15.247 # Maximum avg conducted output power SA DTS ~ WLAN2G4 n-HT20 mode

Test References	
TC Start	06.07.2022 10:42:42
Ambit Temp [°C] | Humidity [rel%]	23.8 | 36
System Version	3.2.0.2
Test Specification	FCC 15.247 -
Test Method	ANSI C63.10-2013 Chapter 11.9.2.2.2 or .4
TC Version	0.0.1
My Description	FCC 15.247 Max Avg Output Power Conducted SA DTS - WLAN2G4 n-HT20 mode
Add. Information	

EUT Common Settings WLAN2G4	
Number of Antenna Ports	2
User Interaction	No

Test Parameter	
Technology to test	WLAN2G4 n-HT20 mode
Antenna Port used	1
Temperature	nom
Voltage	nom
Frequency low to test	False | Freq [MHz] 2412
Frequency mid to test	True | Freq [MHz] 2437
Frequency high to test	False | Freq [MHz] 2462
Auto Control enabled Power Supply | Climatic Box	No | No
Additional Path Loss [dB]	0.7
Switched Path	EUT - SignalingUnit - SpectrumAnalyzer

Test Equipment
Signal analyzer,Rohde&Schwarz,FSV-40,1307.9002K40/101042,3.70
Switch matrix,CTCadvanced,SPM-4 NI DAQ,28016133,NI

Test at TX 2437 MHz

RESULT: Reference Power cond.					
Test Description	Lower Limit	Upper Limit	Measured	Unit	Verdict
Ref. Power 1MHz/1MHz cond.	---	---	10.24	dBm	INFO
Ref. Frequency	---	---	2434.400	MHz	INFO

Evaluation max. Duty Cycle

Duty Cycle evaluation					
Test Description	Lower Limit	Upper Limit	Measured	Unit	Verdict
Result Summary					
Number of detected Bursts:91					
Duty Cycle (Burst Ratio) max	---	---	0.886	---	INFO
Duty Cycle max	---	---	0.526	dB	INFO
Duty Cycle (Burst Ratio) min	---	---	0.864	---	INFO
Duty Cycle min	---	---	0.635	dB	INFO
Max TX Burst Length	---	---	0.975	ms	INFO
Min Gap Length	---	---	0.125	ms	INFO
Max Gap Length	---	---	0.15	ms	INFO

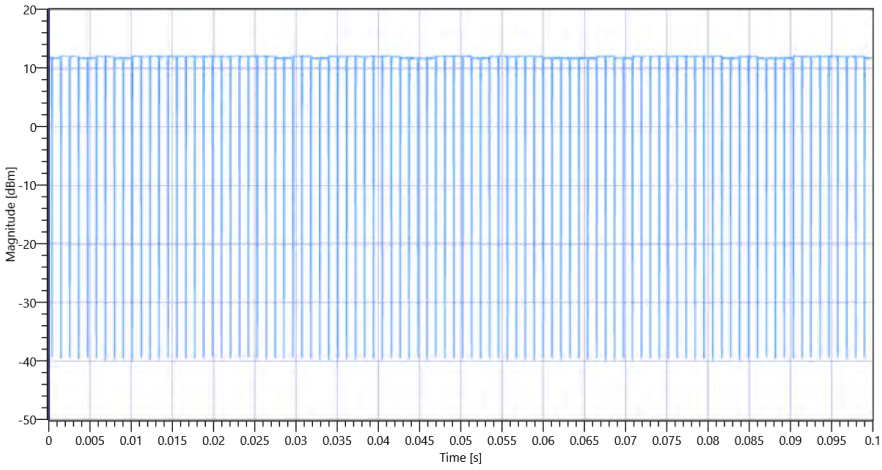

FCC 15.247 # Maximum avg conducted output power SA DTS ~ WLAN2G4 n-HT20 mode 2437 MHz - DutyCycle

Maximum Avg. Output Power

READ SA SETTINGS:	
RefLevel [dBm] | RefLevelOffset [dB] | InpAtt [dB]	20.24 | 15.7 | 20
Start [MHz] | Stop [MHz]	2417.000 | 2457.000
RBW [MHz] | VBW [MHz]	0.500000 | 2.000000
Detector | TraceMode	RMS | AVER
Sweep: Time [ms] | Count | Points per Section | Type	500 | 100 | 160 | SWE

RESULT (Channel Power method)					
Test Description	Lower Limit	Upper Limit	Measured	Unit	Verdict

RESULT (Channel Power method)					
Test Description	Lower Limit	Upper Limit	Measured	Unit	Verdict
Avg Output Power uncorrected	---	---	13.8	dBm	INFO
Duty Cycle Correction	---	---	0.64	dB	INFO
Avg Output Power DC corrected	---	30	14.44	dBm	PASS

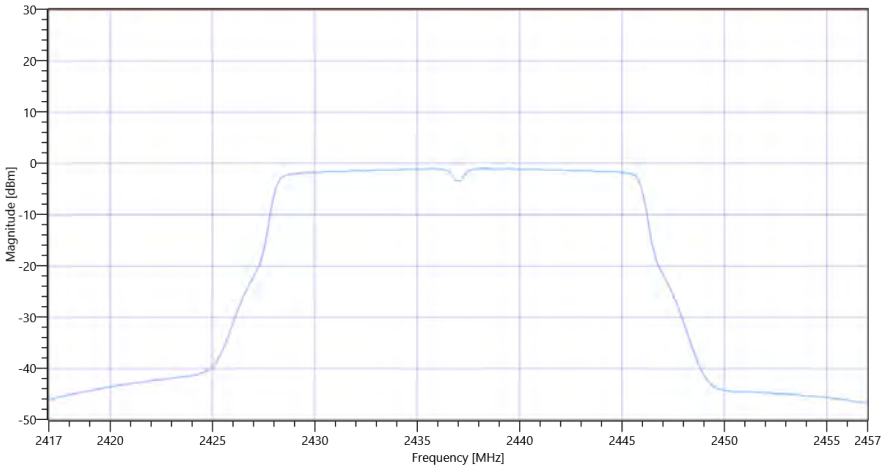

FCC 15.247 # Maximum avg conducted output power SA DTS ~ WLAN2G4 n-HT20 mode

General verdict	PASS

FCC 15.247 # Maximum avg conducted output power SA DTS ~ WLAN2G4 n-HT20 mode

Test References	
TC Start	06.07.2022 10:57:41
Ambit Temp [°C] | Humidity [rel%]	24.1 | 36
System Version	3.2.0.2
Test Specification	FCC 15.247 -
Test Method	ANSI C63.10-2013 Chapter 11.9.2.2.2 or .4
TC Version	0.0.1
My Description	FCC 15.247 Max Avg Output Power Conducted SA DTS - WLAN2G4 n-HT20 mode
Add. Information	

EUT Common Settings WLAN2G4	
Number of Antenna Ports	2
User Interaction	No

Test Parameter	
Technology to test	WLAN2G4 n-HT20 mode
Antenna Port used	1
Temperature	nom
Voltage	nom
Frequency low to test	False | Freq [MHz] 2412
Frequency mid to test	False | Freq [MHz] 2437
Frequency high to test	True | Freq [MHz] 2462
Auto Control enabled Power Supply | Climatic Box	No | No
Additional Path Loss [dB]	0.7
Switched Path	EUT - SignalingUnit - SpectrumAnalyzer

Test Equipment
Signal analyzer,Rohde&Schwarz,FSV-40,1307.9002K40/101042,3.70
Switch matrix,CTCadvanced,SPM-4 NI DAQ,28016133,NI

Test at TX 2462 MHz

RESULT: Reference Power cond.					
Test Description	Lower Limit	Upper Limit	Measured	Unit	Verdict
Ref. Power 1MHz/1MHz cond.	---	---	11.28	dBm	INFO
Ref. Frequency	---	---	2460.100	MHz	INFO

Evaluation max. Duty Cycle

Duty Cycle evaluation					
Test Description	Lower Limit	Upper Limit	Measured	Unit	Verdict
Result Summary					
Number of detected Bursts:91					
Duty Cycle (Burst Ratio) max	---	---	0.886	---	INFO
Duty Cycle max	---	---	0.526	dB	INFO
Duty Cycle (Burst Ratio) min	---	---	0.864	---	INFO
Duty Cycle min	---	---	0.635	dB	INFO
Max TX Burst Length	---	---	0.975	ms	INFO
Min Gap Length	---	---	0.125	ms	INFO
Max Gap Length	---	---	0.15	ms	INFO

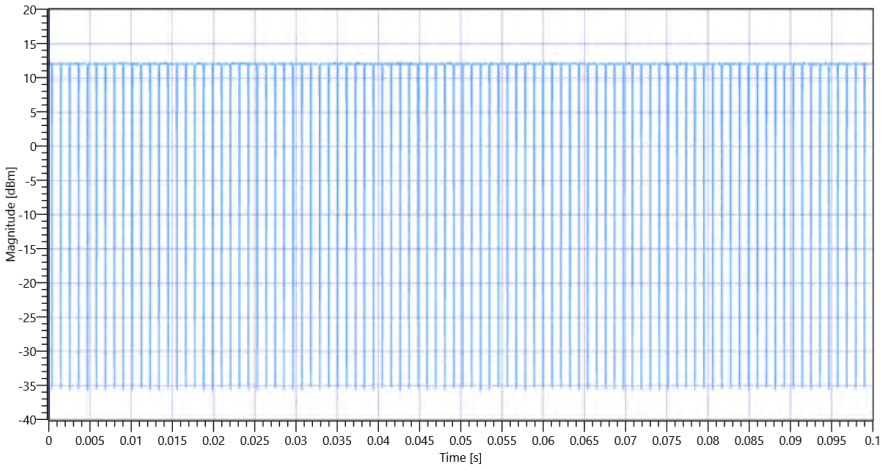

FCC 15.247 # Maximum avg conducted output power SA DTS ~ WLAN2G4 n-HT20 mode 2462 MHz - DutyCycle

Maximum Avg. Output Power

READ SA SETTINGS:	
RefLevel [dBm] | RefLevelOffset [dB] | InpAtt [dB]	21.28 | 15.54 | 20
Start [MHz] | Stop [MHz]	2442.000 | 2482.000
RBW [MHz] | VBW [MHz]	0.500000 | 2.000000
Detector | TraceMode	RMS | AVER
Sweep: Time [ms] | Count | Points per Section | Type	500 | 100 | 160 | SWE

RESULT (Channel Power method)					
Test Description	Lower Limit	Upper Limit	Measured	Unit	Verdict

RESULT (Channel Power method)					
Test Description	Lower Limit	Upper Limit	Measured	Unit	Verdict
Avg Output Power uncorrected	---	---	13.58	dBm	INFO
Duty Cycle Correction	---	---	0.64	dB	INFO
Avg Output Power DC corrected	---	30	14.22	dBm	PASS

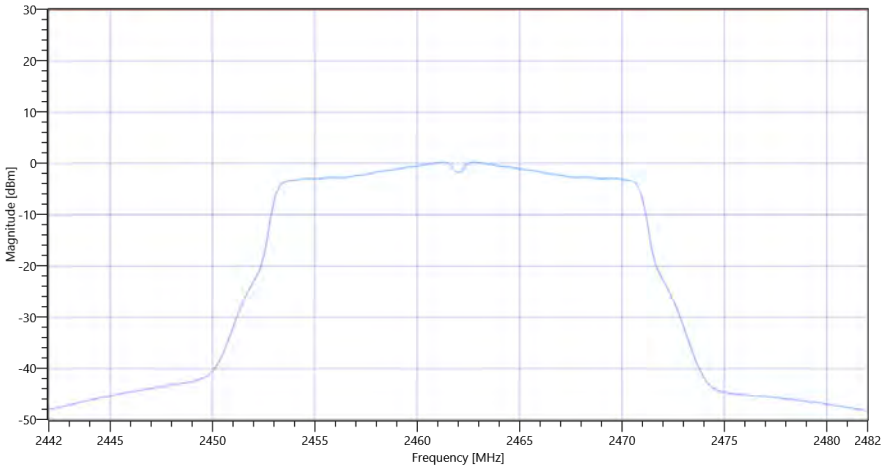

FCC 15.247 # Maximum avg conducted output power SA DTS ~ WLAN2G4 n-HT20 mode

General verdict	PASS

FCC 15.247 # Maximum avg conducted output power SA DTS ~ WLAN2G4 n-HT20 mode

Test References	
TC Start	06.07.2022 11:12:05
Ambit Temp [°C] | Humidity [rel%]	24.4 | 35
System Version	3.2.0.2
Test Specification	FCC 15.247 -
Test Method	ANSI C63.10-2013 Chapter 11.9.2.2.2 or .4
TC Version	0.0.1
My Description	FCC 15.247 Max Avg Output Power Conducted SA DTS - WLAN2G4 n-HT20 mode
Add. Information	

EUT Common Settings WLAN2G4	
Number of Antenna Ports	2
User Interaction	No

Test Parameter	
Technology to test	WLAN2G4 n-HT20 mode
Antenna Port used	2
Temperature	nom
Voltage	nom
Frequency low to test	True | Freq [MHz] 2412
Frequency mid to test	False | Freq [MHz] 2437
Frequency high to test	False | Freq [MHz] 2462
Auto Control enabled Power Supply | Climatic Box	No | No
Additional Path Loss [dB]	0.7
Switched Path	EUT - SignalingUnit - SpectrumAnalyzer

Test Equipment
Signal analyzer,Rohde&Schwarz,FSV-40,1307.9002K40/101042,3.70
Switch matrix,CTCadvanced,SPM-4 NI DAQ,28016133,NI

Test at TX 2412 MHz

RESULT: Reference Power cond.					
Test Description	Lower Limit	Upper Limit	Measured	Unit	Verdict
Ref. Power 1MHz/1MHz cond.	---	---	11.32	dBm	INFO
Ref. Frequency	---	---	2411.400	MHz	INFO

Evaluation max. Duty Cycle

Duty Cycle evaluation					
Test Description	Lower Limit	Upper Limit	Measured	Unit	Verdict
Result Summary					
Number of detected Bursts:92					
Duty Cycle (Burst Ratio) max	---	---	0.886	---	INFO
Duty Cycle max	---	---	0.526	dB	INFO
Duty Cycle (Burst Ratio) min	---	---	0.864	---	INFO
Duty Cycle min	---	---	0.635	dB	INFO
Max TX Burst Length	---	---	0.975	ms	INFO
Min Gap Length	---	---	0.125	ms	INFO
Max Gap Length	---	---	0.15	ms	INFO

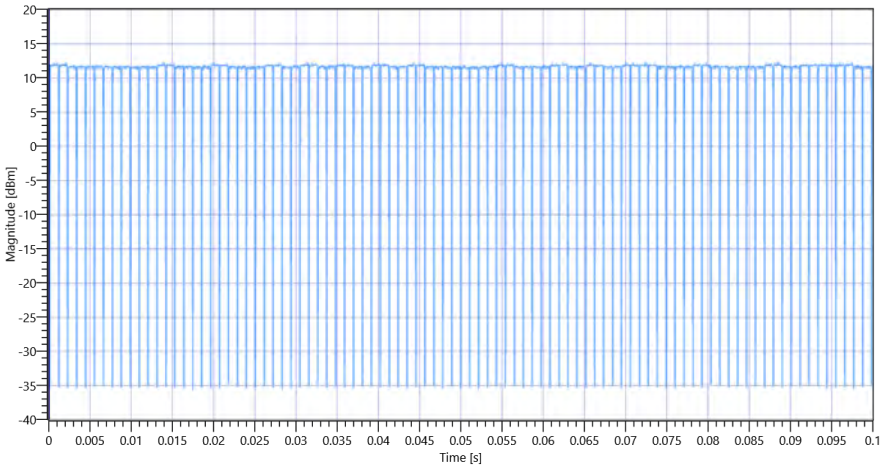

FCC 15.247 # Maximum avg conducted output power SA DTS ~ WLAN2G4 n-HT20 mode 2412 MHz - DutyCycle

Maximum Avg. Output Power

READ SA SETTINGS:	
RefLevel [dBm] | RefLevelOffset [dB] | InpAtt [dB]	21.32 | 15.93 | 20
Start [MHz] | Stop [MHz]	2392.000 | 2432.000
RBW [MHz] | VBW [MHz]	0.500000 | 2.000000
Detector | TraceMode	RMS | AVER
Sweep: Time [ms] | Count | Points per Section | Type	500 | 100 | 160 | SWE

RESULT (Channel Power method)					
Test Description	Lower Limit	Upper Limit	Measured	Unit	Verdict

RESULT (Channel Power method)					
Test Description	Lower Limit	Upper Limit	Measured	Unit	Verdict
Avg Output Power uncorrected	---	---	13.18	dBm	INFO
Duty Cycle Correction	---	---	0.64	dB	INFO
Avg Output Power DC corrected	---	30	13.82	dBm	PASS

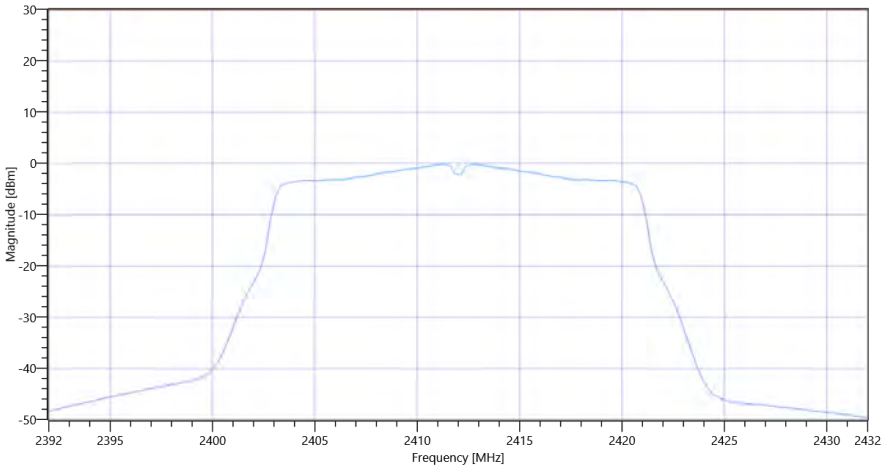

FCC 15.247 # Maximum avg conducted output power SA DTS ~ WLAN2G4 n-HT20 mode

General verdict	PASS

FCC 15.247 # Maximum avg conducted output power SA DTS ~ WLAN2G4 n-HT20 mode

Test References	
TC Start	06.07.2022 11:29:45
Ambit Temp [°C] | Humidity [rel%]	24.8 | 35
System Version	3.2.0.2
Test Specification	FCC 15.247 -
Test Method	ANSI C63.10-2013 Chapter 11.9.2.2.2 or .4
TC Version	0.0.1
My Description	FCC 15.247 Max Avg Output Power Conducted SA DTS - WLAN2G4 n-HT20 mode
Add. Information	

EUT Common Settings WLAN2G4	
Number of Antenna Ports	2
User Interaction	No

Test Parameter	
Technology to test	WLAN2G4 n-HT20 mode
Antenna Port used	2
Temperature	nom
Voltage	nom
Frequency low to test	False | Freq [MHz] 2412
Frequency mid to test	True | Freq [MHz] 2437
Frequency high to test	False | Freq [MHz] 2462
Auto Control enabled Power Supply | Climatic Box	No | No
Additional Path Loss [dB]	0.7
Switched Path	EUT - SignalingUnit - SpectrumAnalyzer

Test Equipment
Signal analyzer,Rohde&Schwarz,FSV-40,1307.9002K40/101042,3.70
Switch matrix,CTCadvanced,SPM-4 NI DAQ,28016133,NI

Test at TX 2437 MHz

RESULT: Reference Power cond.					
Test Description	Lower Limit	Upper Limit	Measured	Unit	Verdict
Ref. Power 1MHz/1MHz cond.	---	---	10.69	dBm	INFO
Ref. Frequency	---	---	2439.700	MHz	INFO

Evaluation max. Duty Cycle

Duty Cycle evaluation					
Test Description	Lower Limit	Upper Limit	Measured	Unit	Verdict
Result Summary					
Number of detected Bursts:91					
Duty Cycle (Burst Ratio) max	---	---	0.886	---	INFO
Duty Cycle max	---	---	0.526	dB	INFO
Duty Cycle (Burst Ratio) min	---	---	0.864	---	INFO
Duty Cycle min	---	---	0.635	dB	INFO
Max TX Burst Length	---	---	0.975	ms	INFO
Min Gap Length	---	---	0.125	ms	INFO
Max Gap Length	---	---	0.15	ms	INFO

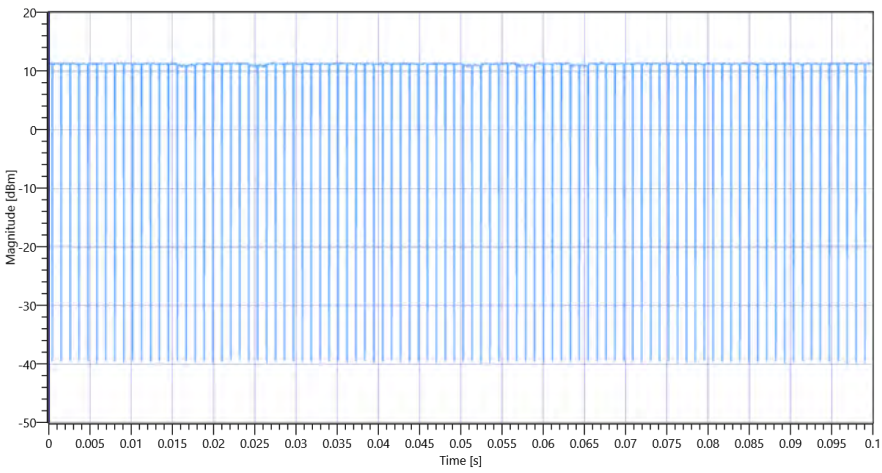

FCC 15.247 # Maximum avg conducted output power SA DTS ~ WLAN2G4 n-HT20 mode 2437 MHz - DutyCycle

Maximum Avg. Output Power

READ SA SETTINGS:	
RefLevel [dBm] | RefLevelOffset [dB] | InpAtt [dB]	20.69 | 15.7 | 20
Start [MHz] | Stop [MHz]	2417.000 | 2457.000
RBW [MHz] | VBW [MHz]	0.500000 | 2.000000
Detector | TraceMode	RMS | AVER
Sweep: Time [ms] | Count | Points per Section | Type	500 | 100 | 160 | SWE

RESULT (Channel Power method)					
Test Description	Lower Limit	Upper Limit	Measured	Unit	Verdict

RESULT (Channel Power method)					
Test Description	Lower Limit	Upper Limit	Measured	Unit	Verdict
Avg Output Power uncorrected	---	---	13.13	dBm	INFO
Duty Cycle Correction	---	---	0.64	dB	INFO
Avg Output Power DC corrected	---	30	13.77	dBm	PASS

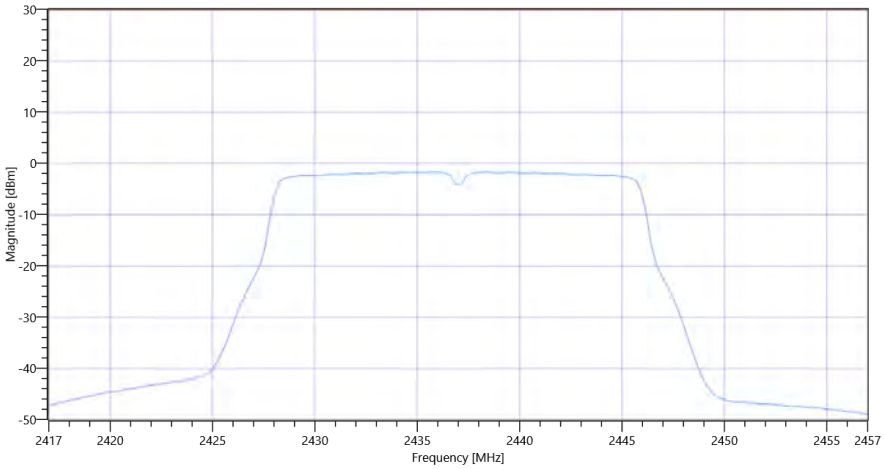

FCC 15.247 # Maximum avg conducted output power SA DTS ~ WLAN2G4 n-HT20 mode

General verdict	PASS

FCC 15.247 # Maximum avg conducted output power SA DTS ~ WLAN2G4 n-HT20 mode

Test References	
TC Start	06.07.2022 11:43:57
Ambit Temp [°C] | Humidity [rel%]	24.8 | 34
System Version	3.2.0.2
Test Specification	FCC 15.247 -
Test Method	ANSI C63.10-2013 Chapter 11.9.2.2.2 or .4
TC Version	0.0.1
My Description	FCC 15.247 Max Avg Output Power Conducted SA DTS - WLAN2G4 n-HT20 mode
Add. Information	

EUT Common Settings WLAN2G4	
Number of Antenna Ports	2
User Interaction	No

Test Parameter	
Technology to test	WLAN2G4 n-HT20 mode
Antenna Port used	2
Temperature	nom
Voltage	nom
Frequency low to test	False | Freq [MHz] 2412
Frequency mid to test	False | Freq [MHz] 2437
Frequency high to test	True | Freq [MHz] 2462
Auto Control enabled Power Supply | Climatic Box	No | No
Additional Path Loss [dB]	0.7
Switched Path	EUT - SignalingUnit - SpectrumAnalyzer

Test Equipment
Signal analyzer,Rohde&Schwarz,FSV-40,1307.9002K40/101042,3.70
Switch matrix,CTCadvanced,SPM-4 NI DAQ,28016133,NI

Test at TX 2462 MHz

RESULT: Reference Power cond.					
Test Description	Lower Limit	Upper Limit	Measured	Unit	Verdict
Ref. Power 1MHz/1MHz cond.	---	---	10.65	dBm	INFO
Ref. Frequency	---	---	2463.600	MHz	INFO

Evaluation max. Duty Cycle

Duty Cycle evaluation					
Test Description	Lower Limit	Upper Limit	Measured	Unit	Verdict
Result Summary					
Number of detected Bursts:91					
Duty Cycle (Burst Ratio) max	---	---	0.886	---	INFO
Duty Cycle max	---	---	0.526	dB	INFO
Duty Cycle (Burst Ratio) min	---	---	0.864	---	INFO
Duty Cycle min	---	---	0.635	dB	INFO
Max TX Burst Length	---	---	0.975	ms	INFO
Min Gap Length	---	---	0.125	ms	INFO
Max Gap Length	---	---	0.15	ms	INFO

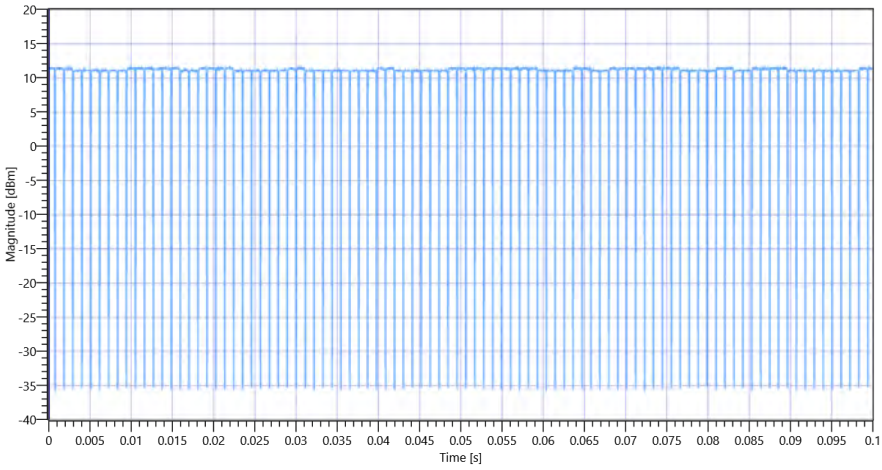

FCC 15.247 # Maximum avg conducted output power SA DTS ~ WLAN2G4 n-HT20 mode 2462 MHz - DutyCycle

Maximum Avg. Output Power

READ SA SETTINGS:	
RefLevel [dBm] | RefLevelOffset [dB] | InpAtt [dB]	20.65 | 15.54 | 20
Start [MHz] | Stop [MHz]	2442.000 | 2482.000
RBW [MHz] | VBW [MHz]	0.500000 | 2.000000
Detector | TraceMode	RMS | AVER
Sweep: Time [ms] | Count | Points per Section | Type	500 | 100 | 160 | SWE

RESULT (Channel Power method)					
Test Description	Lower Limit	Upper Limit	Measured	Unit	Verdict

RESULT (Channel Power method)					
Test Description	Lower Limit	Upper Limit	Measured	Unit	Verdict
Avg Output Power uncorrected	---	---	12.73	dBm	INFO
Duty Cycle Correction	---	---	0.64	dB	INFO
Avg Output Power DC corrected	---	30	13.37	dBm	PASS

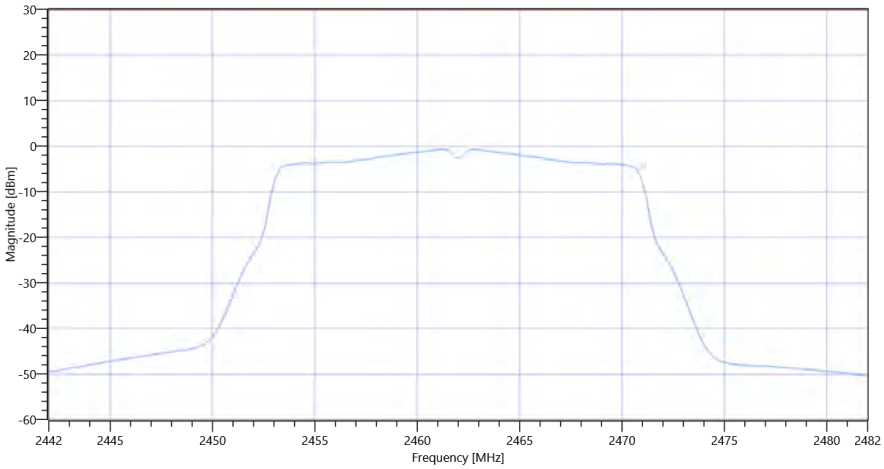

FCC 15.247 # Maximum avg conducted output power SA DTS ~ WLAN2G4 n-HT20 mode

General verdict	PASS

FCC 15.247 # TX spurious conducted 30dBc ~ WLAN2G4 n-HT20 mode

Test References	
TC Start	06.07.2022 10:20:08
Ambit Temp [°C] | Humidity [rel%]	23.5 | 37
System Version	3.2.0.2
Test Specification	FCC 15.247 -
Test Method	IF DTS then 8.5 DTS emissions in non-restricted frequency bands: Subclause 11.11 of ANSI C63.10 is applicable
TC Version	0.0.1
My Description	FCC 15.247 TX Emissions Conducted 30dBc DTS DTS - WLAN2G4 n-HT20 mode
Add. Information	

EUT Common Settings WLAN2G4	
Number of Antenna Ports	2
User Interaction	No

Test Parameter	
Technology to test	WLAN2G4 n-HT20 mode
Antenna Port used	1
Temperature	nom
Voltage	nom
Frequency low to test	True | Freq [MHz] 2412
Frequency mid to test	False | Freq [MHz] 2437
Frequency high to test	False | Freq [MHz] 2462
Auto Control enabled Power Supply | Climatic Box	No | No
Additional Path Loss [dB]	0.7
Switched Path	EUT - SignalingUnit - SpectrumAnalyzer

Test Equipment
Signal analyzer,Rohde&Schwarz,FSV-40,1307.9002K40/101042,3.70
Switch matrix,CTCadvanced,SPM-4 NI DAQ,28016133,NI

Test at TX 2412 MHz

RESULT: Reference Power cond.					
Test Description	Lower Limit	Upper Limit	Measured	Unit	Verdict
Ref. Power 1MHz/1MHz cond.	---	---	11.38	dBm	INFO
Ref. Frequency	---	---	2413.200	MHz	INFO

READ SA SETTINGS:	
RefLevel [dBm] | RefLevelOffset [dB] | InpAtt [dB]	10.00 | 0 | 20
Start [MHz] | Stop [MHz]	24530.000 | 25030.000
RBW [MHz] | VBW [MHz]	0.100000 | 0.300000
Detector | TraceMode	POS | MAXH
Sweep: Time [ms] | Count | Points per Section | Type	200 | 25 | 3001 | SWE

RESULT					
Test Description	Lower Limit	Upper Limit	Measured	Unit	Verdict
Reference @ 2414.50 MHz	---	---	2.59	dBm	INFO
No peaks detected	---	---			PASS
Lowest margin to limit 2399.5 MHz	0	---	8.5	dB	INFO

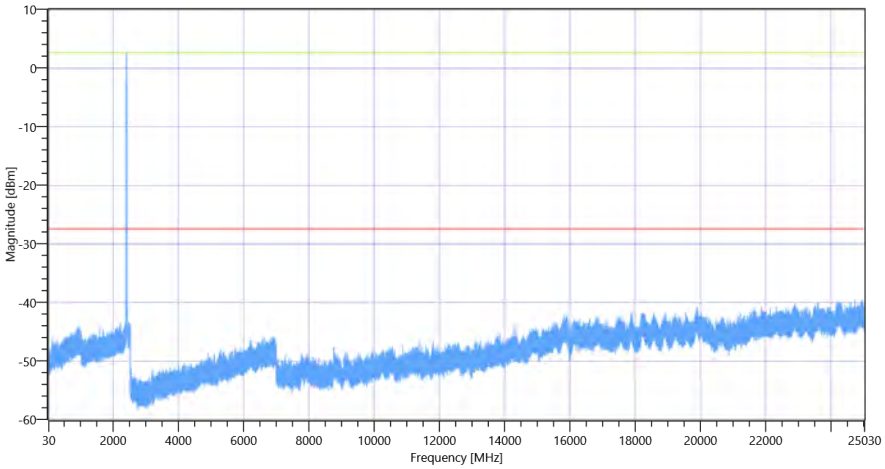

FCC 15.247 # TX spurious conducted 30dBc ~ WLAN2G4 n-HT20 mode 2412

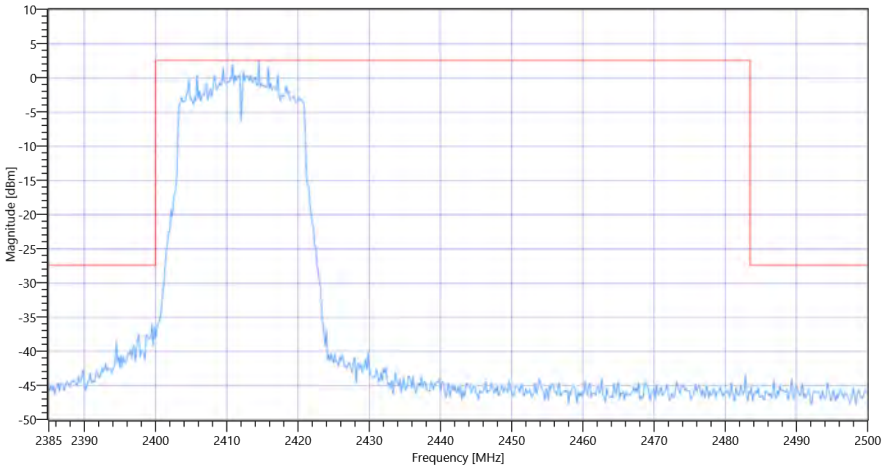

FCC 15.247 # TX spurious conducted 30dBc ~ WLAN2G4 n-HT20 mode 2412

General verdict	PASS

FCC 15.247 # TX spurious conducted 30dBc ~ WLAN2G4 n-HT20 mode

Test References	
TC Start	06.07.2022 10:34:01
Ambit Temp [°C] | Humidity [rel%]	23.6 | 37
System Version	3.2.0.2
Test Specification	FCC 15.247 -
Test Method	IF DTS then 8.5 DTS emissions in non-restricted frequency bands: Subclause 11.11 of ANSI C63.10 is applicable
TC Version	0.0.1
My Description	FCC 15.247 TX Emissions Conducted 30dBc DTS DTS - WLAN2G4 n-HT20 mode
Add. Information	

EUT Common Settings WLAN2G4	
Number of Antenna Ports	2
User Interaction	No

Test Parameter	
Technology to test	WLAN2G4 n-HT20 mode
Antenna Port used	1
Temperature	nom
Voltage	nom
Frequency low to test	False | Freq [MHz] 2412
Frequency mid to test	True | Freq [MHz] 2437
Frequency high to test	False | Freq [MHz] 2462
Auto Control enabled Power Supply | Climatic Box	No | No
Additional Path Loss [dB]	0.7
Switched Path	EUT - SignalingUnit - SpectrumAnalyzer

Test Equipment
Signal analyzer,Rohde&Schwarz,FSV-40,1307.9002K40/101042,3.70
Switch matrix,CTCadvanced,SPM-4 NI DAQ,28016133,NI

Test at TX 2437 MHz

RESULT: Reference Power cond.					
Test Description	Lower Limit	Upper Limit	Measured	Unit	Verdict
Ref. Power 1MHz/1MHz cond.	---	---	10.25	dBm	INFO
Ref. Frequency	---	---	2434.300	MHz	INFO

READ SA SETTINGS:	
RefLevel [dBm] | RefLevelOffset [dB] | InpAtt [dB]	10.00 | 0 | 20
Start [MHz] | Stop [MHz]	24530.000 | 25030.000
RBW [MHz] | VBW [MHz]	0.100000 | 0.300000
Detector | TraceMode	POS | MAXH
Sweep: Time [ms] | Count | Points per Section | Type	200 | 25 | 3001 | SWE

RESULT					
Test Description	Lower Limit	Upper Limit	Measured	Unit	Verdict
Reference @ 2430.83 MHz	---	---	2.06	dBm	INFO
No peaks detected	---	---			PASS
Lowest margin to limit 24248 MHz	0	---	11.08	dB	INFO

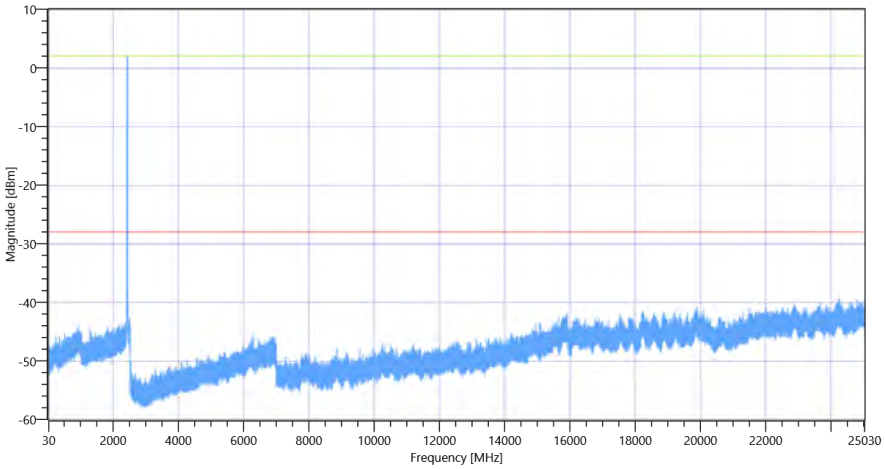

FCC 15.247 # TX spurious conducted 30dBc ~ WLAN2G4 n-HT20 mode 2437

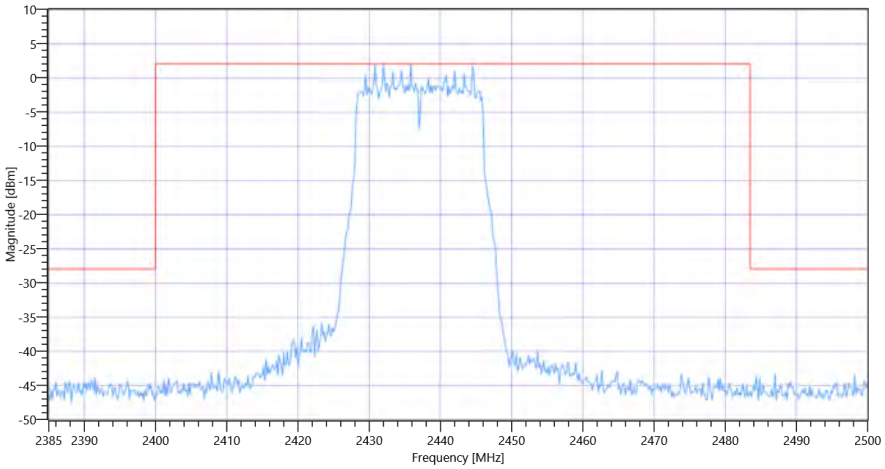

FCC 15.247 # TX spurious conducted 30dBc ~ WLAN2G4 n-HT20 mode 2437

General verdict	PASS

FCC 15.247 # TX spurious conducted 30dBc ~ WLAN2G4 n-HT20 mode

Test References	
TC Start	06.07.2022 10:49:04
Ambit Temp [°C] | Humidity [rel%]	23.9 | 36
System Version	3.2.0.2
Test Specification	FCC 15.247 -
Test Method	IF DTS then 8.5 DTS emissions in non-restricted frequency bands: Subclause 11.11 of ANSI C63.10 is applicable
TC Version	0.0.1
My Description	FCC 15.247 TX Emissions Conducted 30dBc DTS DTS - WLAN2G4 n-HT20 mode
Add. Information	

EUT Common Settings WLAN2G4	
Number of Antenna Ports	2
User Interaction	No

Test Parameter	
Technology to test	WLAN2G4 n-HT20 mode
Antenna Port used	1
Temperature	nom
Voltage	nom
Frequency low to test	False | Freq [MHz] 2412
Frequency mid to test	False | Freq [MHz] 2437
Frequency high to test	True | Freq [MHz] 2462
Auto Control enabled Power Supply | Climatic Box	No | No
Additional Path Loss [dB]	0.7
Switched Path	EUT - SignalingUnit - SpectrumAnalyzer

Test Equipment
Signal analyzer,Rohde&Schwarz,FSV-40,1307.9002K40/101042,3.70
Switch matrix,CTCadvanced,SPM-4 NI DAQ,28016133,NI

Test at TX 2462 MHz

RESULT: Reference Power cond.					
Test Description	Lower Limit	Upper Limit	Measured	Unit	Verdict
Ref. Power 1MHz/1MHz cond.	---	---	11.32	dBm	INFO
Ref. Frequency	---	---	2461.100	MHz	INFO

READ SA SETTINGS:	
RefLevel [dBm] | RefLevelOffset [dB] | InpAtt [dB]	10.00 | 0 | 20
Start [MHz] | Stop [MHz]	24530.000 | 25030.000
RBW [MHz] | VBW [MHz]	0.100000 | 0.300000
Detector | TraceMode	POS | MAXH
Sweep: Time [ms] | Count | Points per Section | Type	200 | 25 | 3001 | SWE

RESULT					
Test Description	Lower Limit	Upper Limit	Measured	Unit	Verdict
Reference @ 2460.83 MHz	---	---	1.97	dBm	INFO
No peaks detected	---	---			PASS
Lowest margin to limit 24931.667 MHz	0	---	11.08	dB	INFO

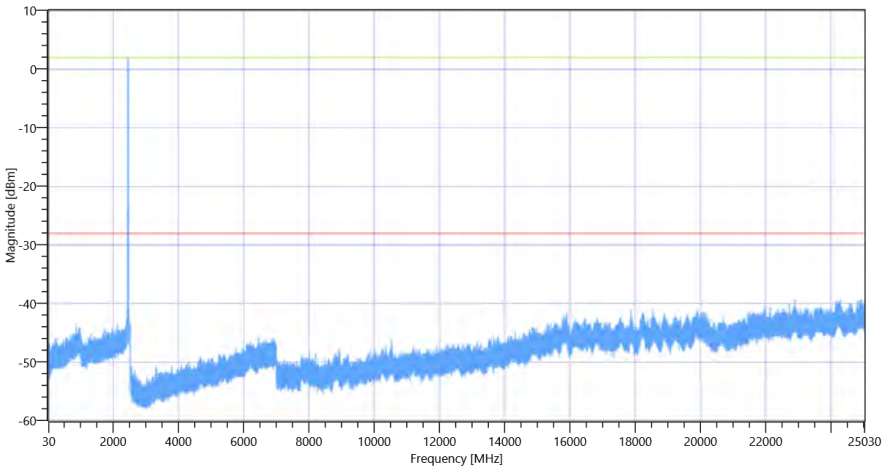

FCC 15.247 # TX spurious conducted 30dBc ~ WLAN2G4 n-HT20 mode 2462

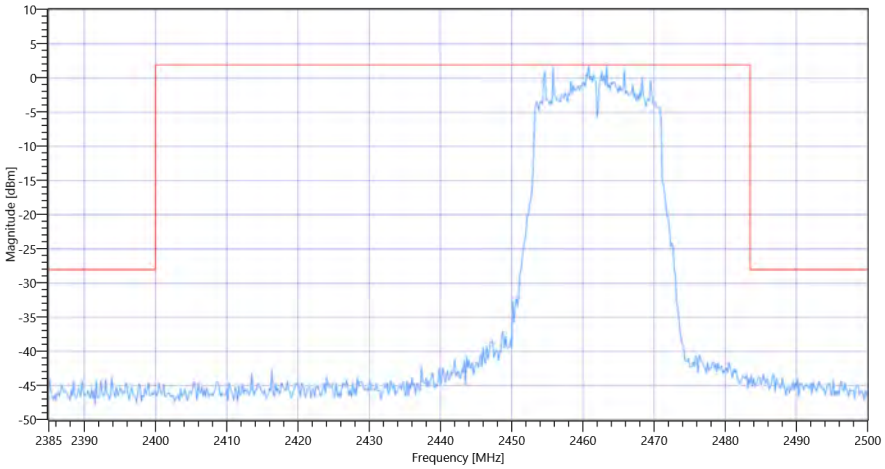

FCC 15.247 # TX spurious conducted 30dBc ~ WLAN2G4 n-HT20 mode 2462

General verdict	PASS

FCC 15.247 # TX spurious conducted 30dBc ~ WLAN2G4 n-HT20 mode

Test References	
TC Start	06.07.2022 11:03:27
Ambit Temp [°C] | Humidity [rel%]	24.3 | 36
System Version	3.2.0.2
Test Specification	FCC 15.247 -
Test Method	IF DTS then 8.5 DTS emissions in non-restricted frequency bands: Subclause 11.11 of ANSI C63.10 is applicable
TC Version	0.0.1
My Description	FCC 15.247 TX Emissions Conducted 30dBc DTS DTS - WLAN2G4 n-HT20 mode
Add. Information	

EUT Common Settings WLAN2G4	
Number of Antenna Ports	2
User Interaction	No

Test Parameter	
Technology to test	WLAN2G4 n-HT20 mode
Antenna Port used	2
Temperature	nom
Voltage	nom
Frequency low to test	True | Freq [MHz] 2412
Frequency mid to test	False | Freq [MHz] 2437
Frequency high to test	False | Freq [MHz] 2462
Auto Control enabled Power Supply | Climatic Box	No | No
Additional Path Loss [dB]	0.7
Switched Path	EUT - SignalingUnit - SpectrumAnalyzer

Test Equipment
Signal analyzer,Rohde&Schwarz,FSV-40,1307.9002K40/101042,3.70
Switch matrix,CTCadvanced,SPM-4 NI DAQ,28016133,NI

Test at TX 2412 MHz

RESULT: Reference Power cond.					
Test Description	Lower Limit	Upper Limit	Measured	Unit	Verdict
Ref. Power 1MHz/1MHz cond.	---	---	12.46	dBm	INFO
Ref. Frequency	---	---	2413.100	MHz	INFO

READ SA SETTINGS:	
RefLevel [dBm] | RefLevelOffset [dB] | InpAtt [dB]	10.00 | 0 | 20
Start [MHz] | Stop [MHz]	24530.000 | 25030.000
RBW [MHz] | VBW [MHz]	0.100000 | 0.300000
Detector | TraceMode	POS | MAXH
Sweep: Time [ms] | Count | Points per Section | Type	200 | 25 | 3001 | SWE

RESULT					
Test Description	Lower Limit	Upper Limit	Measured	Unit	Verdict
Reference @ 2417.00 MHz	---	---	1.78	dBm	INFO
No peaks detected	---	---			PASS
Lowest margin to limit 2399.5 MHz	0	---	7.08	dB	INFO

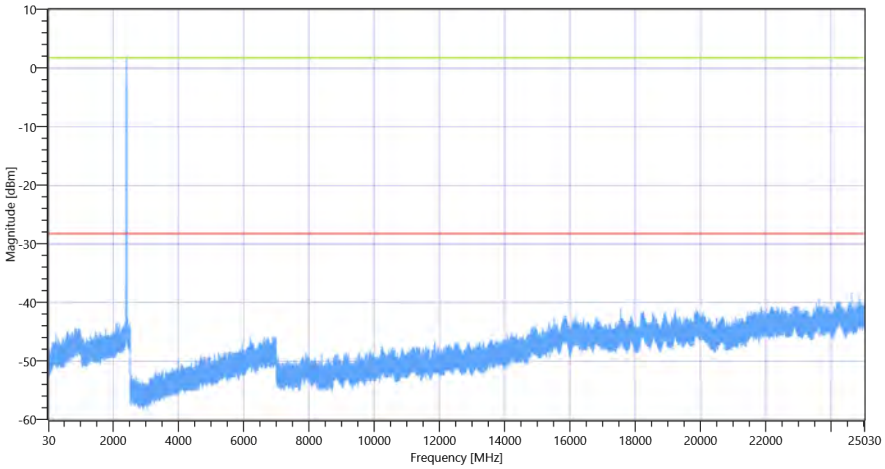

FCC 15.247 # TX spurious conducted 30dBc ~ WLAN2G4 n-HT20 mode 2412

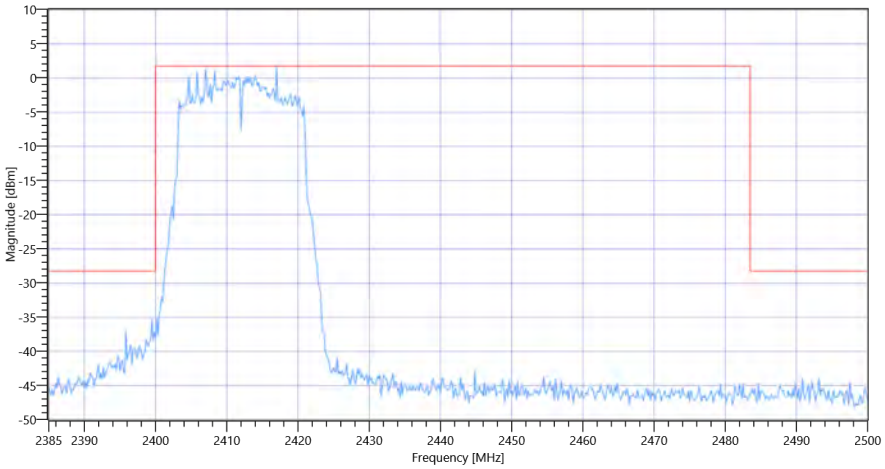

FCC 15.247 # TX spurious conducted 30dBc ~ WLAN2G4 n-HT20 mode 2412

General verdict	PASS

FCC 15.247 # TX spurious conducted 30dBc ~ WLAN2G4 n-HT20 mode

Test References	
TC Start	06.07.2022 11:21:07
Ambit Temp [°C] | Humidity [rel%]	24.5 | 35
System Version	3.2.0.2
Test Specification	FCC 15.247 -
Test Method	IF DTS then 8.5 DTS emissions in non-restricted frequency bands: Subclause 11.11 of ANSI C63.10 is applicable
TC Version	0.0.1
My Description	FCC 15.247 TX Emissions Conducted 30dBc DTS DTS - WLAN2G4 n-HT20 mode
Add. Information	

EUT Common Settings WLAN2G4	
Number of Antenna Ports	2
User Interaction	No

Test Parameter	
Technology to test	WLAN2G4 n-HT20 mode
Antenna Port used	2
Temperature	nom
Voltage	nom
Frequency low to test	False | Freq [MHz] 2412
Frequency mid to test	True | Freq [MHz] 2437
Frequency high to test	False | Freq [MHz] 2462
Auto Control enabled Power Supply | Climatic Box	No | No
Additional Path Loss [dB]	0.7
Switched Path	EUT - SignalingUnit - SpectrumAnalyzer

Test Equipment
Signal analyzer,Rohde&Schwarz,FSV-40,1307.9002K40/101042,3.70
Switch matrix,CTCadvanced,SPM-4 NI DAQ,28016133,NI

Test at TX 2437 MHz

RESULT: Reference Power cond.					
Test Description	Lower Limit	Upper Limit	Measured	Unit	Verdict
Ref. Power 1MHz/1MHz cond.	---	---	10.16	dBm	INFO
Ref. Frequency	---	---	2440.600	MHz	INFO

READ SA SETTINGS:	
RefLevel [dBm] | RefLevelOffset [dB] | InpAtt [dB]	10.00 | 0 | 20
Start [MHz] | Stop [MHz]	24530.000 | 25030.000
RBW [MHz] | VBW [MHz]	0.100000 | 0.300000
Detector | TraceMode	POS | MAXH
Sweep: Time [ms] | Count | Points per Section | Type	200 | 25 | 3001 | SWE

RESULT					
Test Description	Lower Limit	Upper Limit	Measured	Unit	Verdict
Reference @ 2442.17 MHz	---	---	0.93	dBm	INFO
No peaks detected	---	---			PASS
Lowest margin to limit 30 MHz	0	---	-151.23	dB	INFO

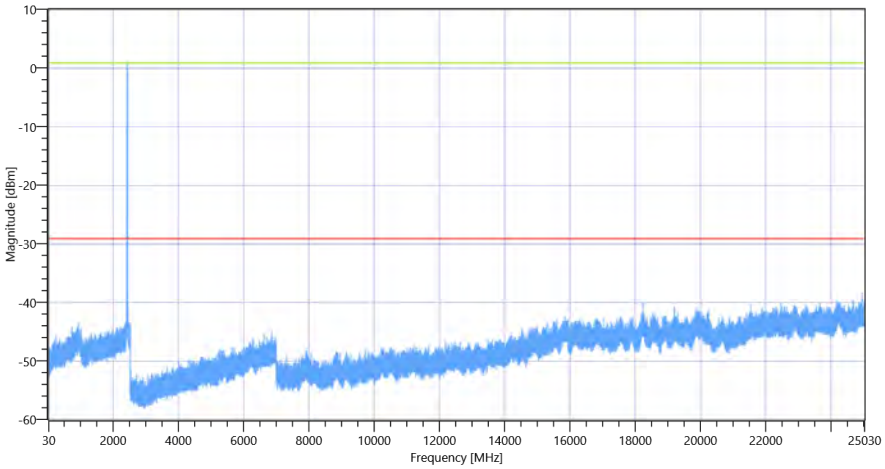

FCC 15.247 # TX spurious conducted 30dBc ~ WLAN2G4 n-HT20 mode 2437

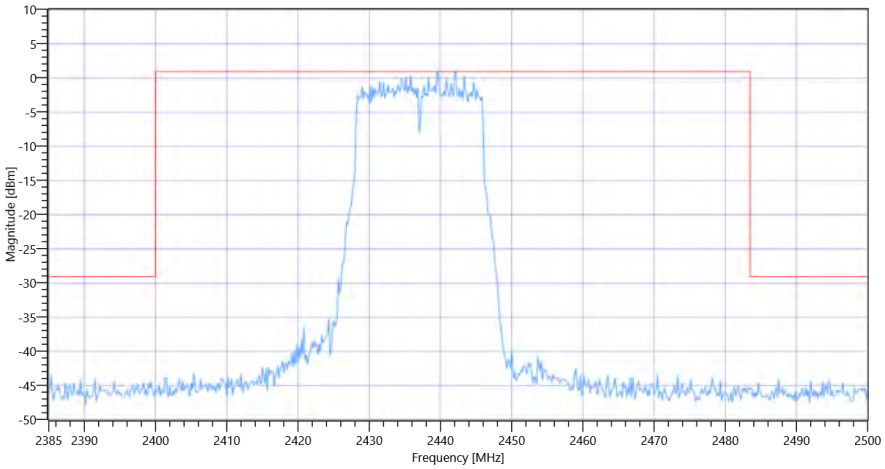

FCC 15.247 # TX spurious conducted 30dBc ~ WLAN2G4 n-HT20 mode 2437

General verdict	PASS

FCC 15.247 # TX spurious conducted 30dBc ~ WLAN2G4 n-HT20 mode

Test References	
TC Start	06.07.2022 11:35:16
Ambit Temp [°C] | Humidity [rel%]	24.8 | 35
System Version	3.2.0.2
Test Specification	FCC 15.247 -
Test Method	IF DTS then 8.5 DTS emissions in non-restricted frequency bands: Subclause 11.11 of ANSI C63.10 is applicable
TC Version	0.0.1
My Description	FCC 15.247 TX Emissions Conducted 30dBc DTS DTS - WLAN2G4 n-HT20 mode
Add. Information	

EUT Common Settings WLAN2G4	
Number of Antenna Ports	2
User Interaction	No

Test Parameter	
Technology to test	WLAN2G4 n-HT20 mode
Antenna Port used	2
Temperature	nom
Voltage	nom
Frequency low to test	False | Freq [MHz] 2412
Frequency mid to test	False | Freq [MHz] 2437
Frequency high to test	True | Freq [MHz] 2462
Auto Control enabled Power Supply | Climatic Box	No | No
Additional Path Loss [dB]	0.7
Switched Path	EUT - SignalingUnit - SpectrumAnalyzer

Test Equipment
Signal analyzer,Rohde&Schwarz,FSV-40,1307.9002K40/101042,3.70
Switch matrix,CTCadvanced,SPM-4 NI DAQ,28016133,NI

Test at TX 2462 MHz

RESULT: Reference Power cond.					
Test Description	Lower Limit	Upper Limit	Measured	Unit	Verdict
Ref. Power 1MHz/1MHz cond.	---	---	10.53	dBm	INFO
Ref. Frequency	---	---	2461.300	MHz	INFO

READ SA SETTINGS:	
RefLevel [dBm] | RefLevelOffset [dB] | InpAtt [dB]	10.00 | 0 | 20
Start [MHz] | Stop [MHz]	24530.000 | 25030.000
RBW [MHz] | VBW [MHz]	0.100000 | 0.300000
Detector | TraceMode	POS | MAXH
Sweep: Time [ms] | Count | Points per Section | Type	200 | 25 | 3001 | SWE

RESULT					
Test Description	Lower Limit	Upper Limit	Measured	Unit	Verdict
Reference @ 2460.83 MHz	---	---	0.78	dBm	INFO
No peaks detected	---	---			PASS
Lowest margin to limit 23633.5 MHz	0	---	9.75	dB	INFO

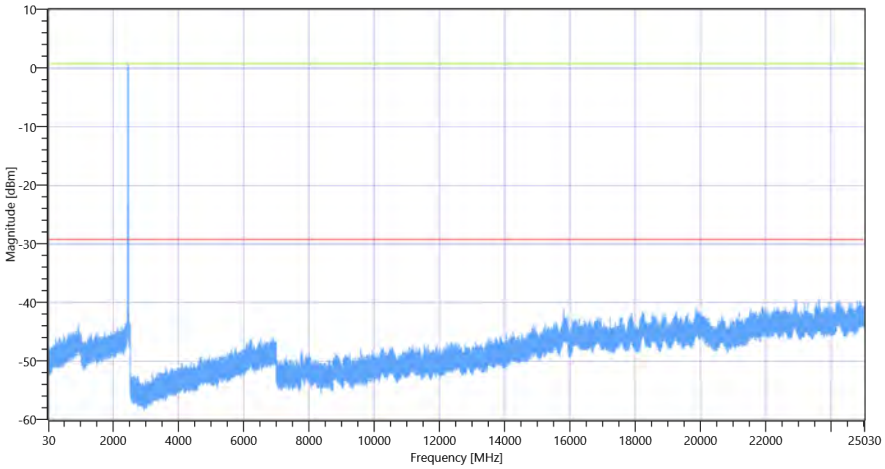

FCC 15.247 # TX spurious conducted 30dBc ~ WLAN2G4 n-HT20 mode 2462

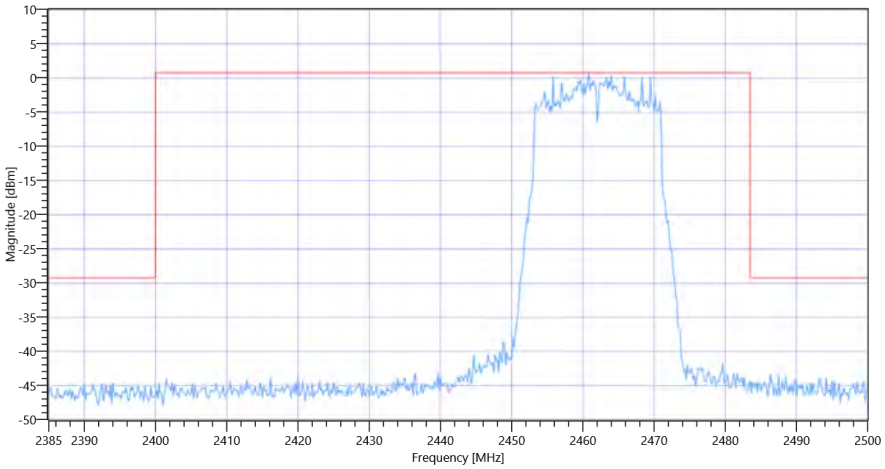

FCC 15.247 # TX spurious conducted 30dBc ~ WLAN2G4 n-HT20 mode 2462

General verdict	PASS

- END OF DOCUMENT -